

# WOMEN'S BASKETBALL

## 2022-23 GAME NOTES



@HokiesWBB



@CanesWBB

**NO. 9 VIRGINIA TECH**  
13-2, 3-2 ACC



**MIAMI HURRICANES**  
9-6, 2-2 ACC

**Head Coach:** Kenny Brooks (James Madison, 1992)  
**Record at VT:** 137-71 (7th season)  
**Career Record:** 474-193 (21st season)  
**Record vs. opponent at VT:** 5-5

**Head Coach:** Katie Meier (Duke, 1990)  
**Record at Miami:** 333-217 (18th season)  
**Career Record:** 409-262 (22nd season)  
**Record vs. VT at Miami:** 17-9

### GAME 16 • NO. 9 VIRGINIA TECH at MIAMI • JAN. 8, 2023 • 1 P.M. • WATSCO CENTER

#### VIRGINIA TECH'S LAST STARTING FIVE

| Virginia Tech Hokies | Ht.  | Yr. | Hometown            | PPG  | RPG | Other                                 |
|----------------------|------|-----|---------------------|------|-----|---------------------------------------|
| G 5 Georgia Amoore   | 5-6  | Jr. | Victoria, Australia | 14.0 | 2.9 | Owens consecutive 20-point games      |
| G 23 Kayana Traylor  | 5-9  | Sr. | Martinsville, Ind.  | 11.6 | 3.9 | Started each of last eight games      |
| G 22 Cayla King      | 6-0  | Sr. | Greensboro, N.C.    | 9.9  | 3.2 | Fourth all-time at VT in 3FG (189)    |
| F 13 Taylor Soule    | 5-11 | Gr. | West Lebanon, N.H.  | 11.4 | 5.9 | Double-double vs. UVA (18 & 10)       |
| F 11 D'asia Gregg    | 6-2  | Sr. | Florence, S.C.      | 5.1  | 5.5 | Earned her first career start vs. UVA |

#### THE SERIES WITH THE MIAMI HURRICANES

- VT is 11-21 all-time vs. Miami and 8-17 in ACC play.
- The Hokies are 3-11 on the road against the Hurricanes.
- Coach Brooks is 5-5 overall against the Canes and has guided the Hokies to five consecutive victories over Miami dating back to 2019.
- Tech's 73-65 victory over Miami at Cassell Coliseum on Feb. 21, 2019 snapped a 15-game losing streak in the series to the Canes.
- In last season's meeting, the Hokies won 70-63 at home behind a double-double from Elizabeth Kitley (18 & 12), 16 points from Aisha Sheppard and 12 points from Emily Lytle off the bench.

#### A WIN WOULD...

- Move the Hokies to 4-2 in ACC play this season and mark a three-game winning streak in conference play.
- Extend the Hokies' winning streak over the Canes to six games.

#### HOKIES FINDING PRODUCTION FROM EVERYWHERE

- VT is the only team in the ACC to feature more than three athletes that have recorded a double-double this season. The Hokies have had five record one or more: Elizabeth Kitley (9), D'asia Gregg (2), Georgia Amoore (1), Taylor Soule (1), Kayana Traylor (1).

#### DOUBLE DOUBLE-DOUBLES

- Against UVA both D'asia Gregg (10-10) and Taylor Soule (18-10) recorded double-doubles.
- They became the first VT teammates to accomplish the feat in conference play since Feb. 20, 2020 (Elizabeth Kitley and Taja Cole).
- Soule's 10 rebounds are a season-high as were her seven defensive rebounds. It was the first time this season that she registered more defensive rebounds than offensive boards.

#### TECH'S BENCH FORCED INTO ACTION

- G/F Taylor Geiman played a season-high 18 minutes vs. UVA Thursday night.
- It was the most minutes she had played against an ACC opponent since her sophomore season when she played 19 minutes vs. FSU.

## GAME 16

#### TELEVISION

RSN (Tom Werme & Fallon Stokes)

#### RADIO

VT Sports Network & 100.7 (Evan Hughes)

#### LIVE STATS

stats.hokiesports.com

## 2022-23 SCHEDULE

| RECORD         | 13-2 |
|----------------|------|
| ACC            | 3-2  |
| NON-CONFERENCE | 10-0 |
| HOME           | 8-1  |
| AWAY           | 3-1  |
| NEUTRAL        | 2-0  |

| Date | Opponent               | TV       | TIME      |
|------|------------------------|----------|-----------|
| N7   | Mount St. Mary's       | ACCNX    | W, 101-45 |
| N11  | Bucknell               | ACCNX    | W, 67-41  |
| N14  | USC Upstate            | ACCNX    | W, 79-24  |
| N21  | Kentucky*              | FloHoops | W, 82-74  |
| N23  | Missouri*              | FloHoops | W, 73-57  |
| N27  | Longwood               | ACCNX    | W, 89-28  |
| D1   | Nebraska               | ACCN     | W, 85-54  |
| D4   | at Tennessee           | ESPN2    | W, 59-56  |
| D7   | at Boston College*     | ACCNX    | W, 73-58  |
| D11  | UNC Asheville          | ACCNX    | W, 86-48  |
| D18  | No. 5 Notre Dame*      | ACCN     | L, 52-63  |
| D21  | at High Point          | ESPN+    | W, 86-66  |
| D29  | at Clemson*            | RSN      | L, 59-64  |
| J1   | No. 13 North Carolina* | ACCN     | W, 68-65  |
| J5   | Virginia*              | RSN      | W, 74-66  |
| J8   | at Miami*              | RSN      | 1 PM      |
| J12  | Louisville*            | ACCNX    | 7 PM      |
| J19  | at Pitt*               | ACCNX    | 6 PM      |
| J22  | Wake Forest*           | RSN      | 1 PM      |
| J26  | at Duke*               | ACCN     | 8 PM      |
| J29  | at Virginia*           | ACCN     | 6 PM      |
| F2   | Syracuse*              | ACCNX    | 7 PM      |
| F6   | at NC State*           | ESPN2    | 6 PM      |
| F12  | Florida State*         | ACCN     | 2 PM      |
| F16  | Duke*                  | ACCNX    | 7 PM      |
| F19  | NC State*              | ESPN2    | 4 PM      |
| F23  | at North Carolina*     | RSN      | 8 PM      |
| F26  | at Georgia Tech*       | ACCN     | 4 PM      |
| M1-5 | ACC Tournament#        | TBD      | TBD       |

All times Eastern

Denotes ACC contests (\*)

Denotes Pink Flamingo Championship (^)

Denotes ACC Tourney in Greensboro, NC (#)

### FOLLOW THE HOKIES



@HOKIESWBB

## QUICK FACTS

### THE BASICS

University Name: Virginia Tech  
 Location: Blacksburg, Va.  
 Founded: 1872  
 Enrollment: 36,000+  
 President: Dr. Timothy Sands  
 Director of Athletics: Whit Babcock  
 Nickname: Hokies  
 Mascot: Hokie Bird  
 Colors: Chicago Maroon and Burnt Orange  
 Affiliation: NCAA Division I  
 Conference: Atlantic Coast

### FACILITY FACTS

CASSELL COLISEUM  
 Capacity: 8,925  
 Record in Arena: 452-210 (.683)

### TEAM INFORMATION

2021-22 Record: 23-10  
 Home/Away/Neutral: 12-2/8-5/3-3  
 Conference Record: 13-5  
 Home/Away: 8-1/5-4  
 Conference Finish: T-3  
 Conference Tournament: Lost in semifinals  
 Starters Returning/Lost: 3/2  
 Letterwinners Returning/Lost: 5/5  
 Newcomers: 6

Total seasons: 46  
 First season: 1976/77  
 All-Time Record: 759-617  
 All-Time ACC Record: 95-190  
 All-Time ACC Tournament Record: 9-18  
 ACC Championship Game Appearances: 0  
 NCAA Tournament Appearances (Last): 10 (2022)  
 All-Time NCAA Record: 9-11



## MEDIA INFORMATION

### CREDENTIALS

Outlets interested in obtaining credentials to cover Virginia Tech women's basketball home games must apply for credentials via email to the program's SID Carter Brown at cart315@vt.edu

### INTERVIEW POLICY

**Gamedays:** Head Coach Kenny Brooks and selected student-athletes will be available to the media after the game and following a 10-minute cooling off period. For home games, interviews with Coach Brooks and student-athletes will be conducted in-person in the Cassell Coliseum Media Center.

**Non-Gamedays:** All interview requests for members of the program need to be arranged through the Virginia Tech Creative Communications Office - contact Carter W. Brown (c: 804-551-0457; e: cart315@vt.edu). Coaches should not be contacted directly under any circumstances. Student-athletes may be solicited for NIL opportunities only.



## 2022-23 VIRGINIA TECH NUMERICAL ROSTER

| No. | Name             | Cl.   | Pos. | Ht.  | Hometown                      | High School/Previous School              |
|-----|------------------|-------|------|------|-------------------------------|--|
| 1   | Carleigh Wenzel  | Fr.   | G    | 6-0  | San Antonio, Texas            | Antonian College Prep                    |
| 3   | Chloe Brooks     | r-Sr. | G    | 5-10 | Harrisonburg, Va.             | Spotswood                                |
| 5   | Georgia Amoore   | Jr.   | G    | 5-6  | Ballarat, Victoria, Australia | Loretto College Ballarat (Ballarat Rush) |
| 10  | Charlise Dunn    | Fr.   | G    | 6-2  | Victoria, Australia           | Lake Ginninderra                         |
| 11  | D'asia Gregg     | Sr.   | F    | 6-2  | Florence, S.C.                | Wilson (Georgia Tech/Gulf Coast State)   |
| 13  | Taylor Soule     | Gr.   | F    | 5-11 | W. Lebanon, N.H.              | Kimball Union Academy/Boston College     |
| 14  | Maddie Vejsicky  | Fr.   | G    | 6-0  | Newark, Ohio                  | Newark                                   |
| 15  | Ashley Owusu     | Sr.   | G    | 6-0  | Woodbridge, Va.               | Paul VI/Maryland                         |
| 22  | Cayla King       | Sr.   | G    | 6-0  | Greensboro, N.C.              | Northwest Guilford                       |
| 23  | Kayana Traylor   | Sr.   | G    | 5-9  | Martinsville, Ind.            | Martinsville/Purdue                      |
| 32  | Clara Ford       | Gr.   | C    | 6-3  | Vienna, Va.                   | George C. Marshall/Boston College        |
| 33  | Elizabeth Kitley | Sr.   | C    | 6-6  | Summerfield, N.C.             | Northwest Guilford                       |
| 35  | Taylor Geiman    | Sr.   | G/F  | 6-0  | Hanover, Pa.                  | South Western                            |

## COACHING & SUPPORT STAFF

**Head Coach:** Kenny Brooks (James Madison, 1992)  
**Record at VT:** 136-71 (7th Year)  
**Overall Record:** 473-193 (21st Year)  
**Assistant Coach:** Lindsey Hicks (3rd Year)  
**Assistant Coach:** Radville Autukaite (1st Year)  
**Strength & Conditioning:** Greg Werner (7th Year)  
**Athletic Trainer:** Erin Cash (7th Year)  
**Chief of Staff:** Tim Clark (7th Year)  
**Video Coordinator:** Chase Sanchez (2nd Year)  
**Director of Player Personnel:** Will Sims (1st Year)  
**Coordinator of S-A Engagement:** Maddie Bailey (1st Year)  
**Operations Assistant:** Kendall Dillard (1st Year)

## PRONUNCIATION GUIDE

|                        |                     |
|------------------------|---------------------|
| <b>Georgia AMOORE</b>  | Aye-more            |
| <b>D'ASIA Gregg</b>    | Dee-asia            |
| <b>KAYANA Traylor</b>  | Kay-on-nuh Tray-lor |
| <b>Taylor GEIMAN</b>   | Guy-man             |
| <b>Ashley OWUSU</b>    | Oh-woo-sue          |
| <b>Taylor SOULE</b>    | Soul                |
| <b>Carleigh WENZEL</b> | When-zill           |
| <b>Maddie VEJSICKY</b> | Veh-sick-y          |
| <b>CHARLISE Dunn</b>   | Shar-lease          |

## ROSTER BY CLASS

| Freshmen (3)    | Sophomores (0) | Juniors (1)    | Seniors (8)      |
|-----------------|----------------|----------------|------------------|
| Charlise Dunn   |                | Georgia Amoore | Chloe Brooks**   |
| Maddie Vejsicky |                |                | Clara Ford*      |
| Carleigh Wenzel |                |                | Taylor Geiman    |
|                 |                |                | D'asia Gregg     |
|                 |                |                | Cayla King       |
|                 |                |                | Elizabeth Kitley |
|                 |                |                | Ashley Owusu     |
|                 |                |                | Taylor Soule*    |
|                 |                |                | Kayana Traylor   |

\* denotes a redshirt

^ denotes a graduate student

## VT BY THE NUMBERS

9

Tech's AP Poll ranking this week, the sixth consecutive week inside the top 10.

1,666

Center Elizabeth Kitley became the sixth player in program history to record 1,600 career points. She now ranks fourth all-time at VT and is 218 points away from overtaking former teammate Aisha Sheppard for first all-time at VT.

5

VT has five athletes who average 10 or more points per game: Kitley (18.3), Amooore (14.0), Traylor (11.6), Soule (11.4) and Owusu (10.4). Cayla King also averages 9.9.

21.6

Tech's scoring margin (21.6) ranks 13th nationally. The Hokies have won seven games by 20 or more points this season.

### LOOKING BACK AT LAST SEASON...

- The Hokies set numerous program records this season including: most ACC wins in a single season, most wins by 10+ in ACC play, most wins by 20+ in ACC play, most road wins in ACC play and most victories over ranked opponents in a single season with four. The 102 points scored at Syracuse was the most in program history in an ACC contest, as was the 49-point margin in the game.
- Eleven of the Hokies' 13 ACC victories were by double digits. The lone exceptions were a five-point victory over No. 23 UNC and a seven-point win over Miami.

### WHEN THE HOKIES HIT THE CENTURY MARK

- VT scored 101 points to open the season, the 13th game in program history that the team scored 100 or more.
- Six of those occasions came in the team's first game of the season.
- Tech has topped 100 points in the following seasons: 1980, 1982, 1983 (twice), 1984, 1986, 1993, 1996, 2004, 2007, 2019, 2021, 2022.
- Tech has now scored 100+ three times in the Kenny Brooks era, including on two opening nights: 2019 and 2022.

### STINGY ON DEFENSE

- So far, the most points that VT has surrendered in a game has been 74. Through 15 contests, Tech's opponents are averaging 53.9 points. Tech is 14th in the nation in that category.
- Opponents are shooting 36.9% from the field and just 24.9% from beyond the arc against the Hokies.
- VT's foes have turned the ball over a combined 249 times, while Tech has committed just 197.
- USC Upstate was held to 24 points, the fewest for any opponent in program history. Longwood scored just 28.

### MISCELLANEOUS NOTES SURROUNDING THE PROGRAM

- VT WBB's best start to a season was 18-0 in 1998-99 under Bonnie Hendrickson
- Nine different ACC WBB athletes have won ACC POY back-to-back (Kitley would be 10)
- WBCA Academic Top 25 in 2022 for the first time ever (3.61 GPA)
- Finished ninth in the NET in 2022 (program record).
- Coach Brooks has coached two of the top 3-point shooters in NCAA WBB history: Aisha Sheppard's 402 3FG are ninth-most all-time and Dawn Evans (JMU) is T16 with 387.
- VT's 26 points in OT vs. NC State is an NCAA record for an OT period (Jan. 28, 2021).

### KITLEY'S HISTORIC PERFORMANCE IN THE NCAA TOURNAMENT

- Kitley's 42 points vs FGCU are the fourth-most ever in an opening weekend game and the second-most in a first round game (43 from Barbara Kennedy of Clemson in 1982).
- Kitley's 16 made FG are the third-most in an opening weekend game.

### HOKIES WITHOUT ALL-AMERICAN ASHLEY OWUSU

- Senior guard Ashley Owusu broke her right pinkie finger in the first quarter vs. Nebraska (Dec. 1).
- She had surgery on Dec. 6.
- There is no timetable for her return, although Coach Brooks has indicated that she will return for conference play.

## MORE ON TECH IN THE NON-CONFERENCE

- Since his arrival in 2016, Coach Brooks has owned the non-conference portion of the schedule, accumulating an 86-17 record.
- He has reached the ACC season unbeaten in the non-conference five times at VT.
- VT is 13-6 against schools from the other Power Five conferences during his tenure, including an impressive 8-2 mark vs. the Big Ten, 4-2 vs. the SEC and a 1-2 record vs. the Big 12. He is yet to face a squad from the Pac 12.
- This season the Hokies went 4-0 against P5 squads outside of the ACC, with an 82-74 win over Kentucky, a 73-57 win over Missouri, an 85-54 victory against Nebraska in the ACC/Big Ten Challenge and a 59-56 win at Tennessee.

## SCHEDULE NOTE

- Tech just completed a stretch of four of five games against Power Five competition in the non-conference portion of the schedule, a rarity when looking at past VT slates.
- The last time that VT did that in the non-conference portion of the season was 2003-04 when they played five of six: Virginia, Iowa State, Mississippi State, at Alabama and Maryland. The Hokies won all of those contests that season, just as they went through this stretch in 2022 unscathed.

## VIRGINIA TECH VERSUS THE BIG SOUTH CONFERENCE

- VT matched up against four teams from the Big South this season: USC Upstate, Longwood, UNC Asheville and High Point.
- The Hokies set a program record for points allowed in a single contest at 24 against the Spartans. Longwood managed just 28 points.
- The average margin of victory was 43.5 points.

## BROOKS LEADS A VETERAN GROUP

- The Hokies' roster features nine athletes who have played collegiate basketball for four or more seasons. That is the most in the ACC. Duke ranks second with eight while Miami has seven.
- Tech's roster boasted 757 games played (465 starts), 17,667 minutes played and 6,993 points scored heading into opening tip on November 7.

## BROOKS CEMENTS HIS PLACE IN HISTORY

- Brooks' 6-0 mark in the ACC/Big Ten Challenge is tied for the second-longest streak to begin a tenure. Muffet McGraw (6) and Brenda Frese (7) are the only coaches with a longer streak.
- With The Challenge ending, VT concluded The Challenge on a seven-game streak overall in the competition, which is the second-longest of any ACC squad. FSU closed the Challenge on a 10-game winning streak.

## AMOORE'S HISTORIC NIGHT AT CASSELL

- Against Nebraska on December 1, PG Georgia Amoore recorded the first triple-double in program history.
- The junior guard produced 24 points, 10 rebounds and 11 assists, with each figure representing a career-high as the Hokies earned a 31-point victory in the ACC/Big Ten Challenge.

## KITLEY CONTINUES STELLAR PLAY

- Senior center Elizabeth Kitley won the ACC's Player of the Year a season ago after averaging 18.9 points, 9.8 rebounds, 2.4 blocks and shooting 55% from the field.
- So far in 2022-23 she is averaging 18.3 points, 10.9 boards, 2.1 blocks and she is shooting 54.1% from the floor.
- She leads the conference with nine double-doubles and is the only ACC WBB athlete to record a 20-rebound game.
- This season her preseason accolades include: AP All-American, Lisa Leslie Award Watch List, ACC Player of the Year, Naismith Trophy Women's Watch List, Wooden Award Watch List and Wade Trophy Watch List.



## STANDINGS (JAN. 6)

| TEAM               | ACC | PCT   | OVERALL |
|--------------------|-----|-------|---------|
| 1. Duke            | 4-0 | 1.000 | 14-1    |
| 2. Florida State   | 4-0 | 1.000 | 15-2    |
| 3. Notre Dame      | 3-0 | 1.000 | 12-1    |
| 4. Louisville      | 3-1 | .750  | 12-5    |
| 5. Virginia Tech   | 3-2 | .600  | 13-2    |
| 6. Virginia        | 2-2 | .500  | 13-2    |
| 7. NC State        | 2-2 | .500  | 12-3    |
| 8. Syracuse        | 2-2 | .500  | 11-4    |
| 9. Boston College  | 2-2 | .500  | 12-5    |
| 10. Clemson        | 2-2 | .500  | 11-5    |
| 11. Miami          | 2-2 | .500  | 9-6     |
| 12. Wake Forest    | 1-4 | .250  | 10-6    |
| 13. North Carolina | 0-3 | .000  | 9-5     |
| 14. Georgia Tech   | 0-4 | .000  | 9-6     |
| 15. Pitt           | 0-4 | .000  | 7-8     |

## PREDICTED ORDER OF FINISH

| TEAM (FIRST-PLACE VOTES) | POINTS |
|--------------------------|--------|
| 1. Louisville (31)       | 1068   |
| 2. Virginia Tech (17)    | 984    |
| 3. NC State (8)          | 963    |
| 3. Notre Dame (4)        | 942    |
| 5. North Carolina        | 895    |
| 6. Miami                 | 674    |
| 7. Duke                  | 627    |
| 8. Georgia Tech          | 623    |
| 9. Florida State         | 553    |
| 10. Syracuse             | 379    |
| 11. Virginia             | 303    |
| 12. Clemson              | 275    |
| 13. Boston College       | 271    |
| 14. Wake Forest          | 256    |
| 15. Pitt                 | 187    |

## PRESEASON ALL-ACC TEAM

### Ten-member Team

Elizabeth Kitley (49), Virginia Tech  
Hailey Van Lith (7), Louisville  
Olivia Miles (3), Notre Dame  
Deja Kelly, North Carolina  
Diamond Johnson, NC State  
Jakia Brown-Turner, NC State  
Jewel Spear, Wake Forest  
Ashley Owusu, Virginia Tech  
Morgan Jones (1), Louisville  
Taylor Soule, Virginia Tech

## PRESEASON ACC PLAYER OF THE YEAR

Elizabeth Kitley, Virginia Tech

## NEWCOMER WATCH LIST

Ashley Owusu, Virginia Tech  
Saniya Rivers, NC State  
Dyaisha Fair, Syracuse  
Ta'Niya Latson, Florida State  
(tie) Haley Cavinder, Miami  
(tie) Ruby Whitehorn, Clemson



### KITLEY A DOUBLE-DOUBLE MACHINE

- Elizabeth Kitley's 43 total double-doubles (101 GP) rank second in school history behind only Regan Magarity who tallied 55 in 132 games.
- Kitley led the ACC with 15 double-doubles last season.
- She has nine already this season in 11 games played.

### TRENDS FOR THE HOKIES

- VT is 13-2 with one or more student-athletes scoring in double figures.
- VT is 13-2 with two or more student-athletes scoring in double figures.
- VT is 11-1 with three or more student-athletes scoring in double figures.
- VT is 8-0 with four or more student-athletes scoring in double figures.
- VT is 4-0 with five or more student-athletes scoring in double figures.
- VT is 1-0 with six or more student-athletes scoring in double figures.

### HOKIES BOAST FOUR 1,000-POINT SCORERS

- The Hokies have four athletes that have already scored 1,000 or more collegiate points prior to the start of the 2022-23 season, one of just a few teams in the nation that can assert that. In order those athletes are: Taylor Soule (1,536), Elizabeth Kitley (1,428), Ashley Owusu (1,295) and Kayana Traylor (1,126).

### SPECIALTY STATS ON CENTER ELIZABETH KITLEY

- Tech is 23-7 when Kitley scores 20+
- Tech is 3-2 when Kitley scores 30+
- Tech is 39-8 when Kitley records 10+ rebounds
- Tech is 36-7 when Kitley records a double-double
- Tech is 44-22 when Kitley shoots 10+ FGs
- Tech is 26-16 when Kitey shoots 5+ FTs
- Kitley was also honored with the Kay Yow Scholar Athlete of the Year Award in 2022 recognizing the top upperclassman student-athlete.
- She owns the program record for 30-point games with four in her career.

### NUMEROUS ATHLETES EARN PRESEASON ACCOLADES

- Elizabeth Kitley - ACC Preseason Player of the Year, Preseason All-ACC Team, Lisa Leslie Award Watch List, Preseason All-American, Naismith Trophy Women's Watch List
- Ashley Owusu - Preseason All-ACC Team, ACC Newcomer Watch List, Ann Meyers Drysale Award Watch List, Naismith Trophy Women's Watch List
- Taylor Soule - Preseason All-ACC Team, Cheryl Miller Award Watch List

VT is one of nine schools that has an athlete at three or more positions on the Watch List for that spot on the floor. Duke, Indiana and Stanford are also on three, South Carolina and UConn each covered four positions and Louisville, Tennessee and Texas had an athlete featured at each position.

### PROFICIENT AT THE LONG BALL

- VT owns a 227-game streak making a 3-point FG. The streak began on December 30, 2015 vs. Furman. It is the longest in program history since 3FG began in 1987.
- Tech's second-best streak was 87 straight contests (January 14, 1989 - January 25, 1992).

### TRAYLOR BECOMES THIRD HOKIE TO SCORE 100 CAREER 3FGs

- Kayana Traylor made the 100th 3FG of her career in VT's win at Boston College (Dec. 6). She joined Cayla King (178) and Georgia Amooore (151) who have each eclipsed that mark and are among the leaders in that category in program history.

| VT ALL-TIME SCORING LEADERS | POINTS       | YEARS        |
|-----------------------------|--------------|--------------|
| Aisha Sheppard              | 1,883        | 17-22        |
| Renee Dennis                | 1,791        | 83-87        |
| Tere Williams               | 1,750        | 97-01        |
| <b>Elizabeth Kitley</b>     | <b>1,666</b> | <b>2019-</b> |
| Regan Magarity              | 1,651        | 14-19        |
| Ieva Kublina                | 1,647        | 00-04        |
| Jenny Root                  | 1,582        | 91-95        |
| Christi Osborne             | 1,500        | 91-95        |
| Amy Wetzel                  | 1,444        | 96-01        |
| Vanessa Panousis            | 1,379        | 13-17        |
| VT ALL-TIME REBOUND LEADERS | REB          | YEARS        |
| Regan Magarity              | 1,290        | 14-19        |
| <b>Elizabeth Kitley</b>     | <b>952</b>   | <b>2019-</b> |
| Tere Williams               | 855          | 97-01        |
| Ieva Kublina                | 845          | 00-04        |
| Jenny Root                  | 815          | 91-95        |
| VT ALL-TIME BLOCK LEADERS   | BLOCKS       | YEARS        |
| Ieva Kublina                | 256          | 00-04        |
| <b>Elizabeth Kitley</b>     | <b>217</b>   | <b>2019-</b> |
| Susan Walvius               | 204          | 82-86        |
| VT COACHES MOST WINS        | WINS         | LOSSES       |
| Carol Alfano                | 278          | 262          |
| Bonnie Hendrickson          | 158          | 62           |
| <b>Kenny Brooks</b>         | <b>137</b>   | <b>71</b>    |
| Beth Dunkenberger           | 110          | 104          |
| Dennis Wolff                | 61           | 93           |
| Carolyn Owen                | 8            | 16           |
| John Wetzel                 | 7            | 9            |
| BROOKS' HOKIES              | 2022-23      | AT VT        |
| When scoring 49 or less     | 0-0          | 0-6          |
| When scoring 50-59          | 1-2          | 6-24         |
| When scoring 60-69          | 2-0          | 28-25        |
| When scoring 70-79          | 4-0          | 50-13        |
| When scoring 80-89          | 5-0          | 38-3         |
| When scoring 90-99          | 0-0          | 12-0         |
| When scoring 100+           | 1-0          | 3-0          |
| BROOKS BY SITUATION         | 2022-23      | AT VT        |
| vs. ranked opp              | 1-1          | 9-32         |
| Day games                   | 6-1          | 64-41        |
| Night games (tip 5 p.m.)    | 7-1          | 73-30        |
| In November                 | 6-0          | 40-4         |
| In December                 | 5-2          | 35-8         |
| In January                  | 2-0          | 21-26        |
| In February                 | 0-0          | 25-19        |
| In March                    | 0-0          | 17-12        |
| On Monday                   | 3-0          | 8-0          |
| On Tuesday                  | 0-0          | 11-2         |
| On Wednesday                | 3-0          | 14-3         |
| On Thursday                 | 2-1          | 39-25        |
| On Friday                   | 1-0          | 14-5         |
| On Saturday                 | 0-0          | 9-5          |
| On Sunday                   | 3-1          | 41-29        |
| White uniforms              | 5-0          | 68-18        |
| Maroon script uniforms      | 2-0          | 2-0          |
| Maroon uniforms             | 2-0          | 25-23        |
| Orange uniforms             | 0-0          | 16-6         |
| Black uniforms              | 1-1          | 14-18        |
| Retro White uniforms        | 1-1          | 4-4          |
| Gray uniforms               | 2-0          | 7-0          |

### SCORING NOTES ON THE HOKIES' PROGRAM

- In the ACC era, VT WBB has scored 90 or more points on 23 occasions, winning each time. Kenny Brooks has been the head coach for 16 of those games.
- Brooks has had at least one such game in each of his seven seasons in Blacksburg, including four each during the 2017-18 and 2018-19 seasons.

### TECH ENTERS 22-23 WITH EXPECTATIONS

- Tech was ranked 13th in the preseason AP Poll, the highest preseason position in program history. The 13 mark is the highest that the program has achieved since the 1999 season. That season, Tech achieved its highest ever ranking in the AP Poll, ninth.
- The Hokies placed three athlete's on the ACC's preseason All-Conference Team: Elizabeth Kitley, Ashley Owusu and Taylor Soule. They became the first program since Notre Dame in 2018 to place three or more on the preseason team.
- VT was selected to finish second in the conference, the program's highest predicted finish since joining the ACC in 2004. Last season VT was picked fourth and finished tied for third.
- Kitley was chosen as the preseason Player of the Year after winning the award last season. Nine women have won the award twice and on each occasion they did so in consecutive seasons.

### CHASING HISTORY IN THE BIG DANCE

- After making the program's first appearance in the NCAA Tournament since 2006 in 2021, the Hokies also made last year's field. A third consecutive trip would be just the second time in VT history that the program has gone three seasons in a row following a four-year stretch from 2003-06.

### CAYLA THE KING OF THE LONG BALL

- Senior G Cayla King is averaging a career best 9.9 points per game this season.
- For her career, 189 of her 209 made field goals have come from beyond the arc (90.2%) where she shoots better than 38%.
- VT is 18-2 when King scores 10+ points. The first loss came by two points to No. 2 NC State (Jan. 24, 2021) and the second was a five-point game at Clemson (Dec. 29, 2022).
- After two scoreless outings, King has averaged 12.0 ppg in her last three games: at Clemson (15), vs. UNC (12) and vs. UVA (9).

### FORWARD D'ASIA GREGG CONTINUES TO MAKE IMPACT

- Forward D'asia Gregg has steadily seen her role grow in her time at VT.
- VT is 19-5 when Gregg plays 20+ minutes.
- VT is 18-5 when Gregg grabs 5+ rebounds.
- VT is 12-3 when Gregg scores 6+ points.
- Gregg has scored in double figures four times this season.
- She recorded consecutive double-doubles against UNC and UVA, starting against the Cavaliers for the first time in her career.

### JUNIOR TAYLOR GEIMAN BACK ON THE FLOOR FOR BROOKS AND CO.

- Hanover, Pennsylvania native Taylor Geiman has played in just 32 career games in three seasons, suffering season-ending knee injuries in both of her first two seasons in Blacksburg.
- Back healthy, the G/F is poised to make an impact once again on the court for the Hokies.
- Praised as a 'Swiss Army' knife by Coach Brooks, Geiman can play nearly any position on the floor.
- She played in 13 contests averaging 7.9 minutes. In 2021-22, Geiman connected on a 3-point FG in the win over No. 15 Duke and came off the bench to make a 3FG against NC State in the ACC Tournament.

### KITLEY'S STAT LINE IN 2021-22 IMPRESSIVE

- Only four WBB athletes registered a stat line of 18.1 ppg., 9.8 rebounds, .551 FG% while registering 77 or more blocks last season. VT center Elizabeth Kitley was one of them.
- The other three were Yale's Camila Emsbo, South Carolina's Aliyah Boston and Jackson State's Ameshia Williams-Holiday.
- Kitley recorded 237 FGs last season, a program record. That figure ranks 10th amongst athletes returning for the 2022-23 season.

### VT LOOKING TO CAPITALIZE FROM THE CHARITY STRIPE

- Tech's roster features three of the top seven athletes in terms of FT attempts in the ACC last season.
- Taylor Soule led the conference with 180 attempts (.683), Elizabeth Kitley was third with 145 (.724) and Kayana Traylor was seventh (.816).

### THE GREENSBORO GIRLS

- Cayla King and Elizabeth Kitley are great friends, growing up in the Greensboro, North Carolina area and competing together in high school winning two state titles with Northwest Guilford.
- At VT, the duo has competed in 99 games together, with the Hokies going 69-30 in those contests.
- King has scored more than Kitley eight times with the Hokies going 6-2 in those contests. The first loss came vs. No. 11 Tennessee 64-58 on Dec. 5, 2021 and the second was a 64-59 decision at Clemson on Dec. 29, 2022.
- In the three games in which the two have scored the same amount, VT is 1-2.
- In the 88 games that Kitley has outscored King VT is 62-26.
- The most points that the duo has scored is 51 (Nov. 7, 2022 101-45 win over Mount St. Mary's)
- The fewest points that the duo has scored is 2 (Feb. 6, 2020 71-59 loss to No. 7 NC State)
- When they combine to score 0-9 VT is 4-5
- When they combine to score 10-19 VT is 16-11
- When they combine to score 20-29 VT is 26-12
- When they combine to score 30-39 VT is 19-0
- When they combine to score 40-49 VT is 3-2
- When they combine to score 50+ VT is 1-0

## THE HOKIES IN THE NATIONAL POLLS

### ASSOCIATED PRESS POLL

January 2

| Rank | School              | Record | Trend |
|------|---------------------|--------|-------|
| 1    | South Carolina (28) | 13-0   | -     |
| 2    | Stanford            | 14-1   | -     |
| 3    | Ohio State          | 15-0   | -     |
| 4    | Notre Dame          | 12-1   | +1    |
| 5    | UConn               | 11-2   | +3    |
| 6    | Indiana             | 13-1   | -2    |
| 7    | LSU                 | 14-0   | +2    |
| 8    | Utah                | 14-0   | +3    |
| 9    | Virginia Tech       | 12-2   | +2    |
| 10   | NC State            | 12-2   | +3    |
| 11   | Iowa State          | 9-2    | -2    |
| 12   | UCLA                | 13-2   | -4    |
| 13   | Maryland            | 11-3   | +4    |
| 14   | Michigan            | 12-2   | -2    |
| 15   | Arizona             | 12-1   | +3    |
| 16   | Iowa                | 11-4   | -     |
| 17   | Oklahoma            | 11-1   | +3    |
| 18   | Oregon              | 11-3   | -1    |
| 19   | Duke                | 13-1   | +7    |
| 20   | Gonzaga             | 14-2   | -1    |
| 21   | Kansas              | 11-1   | +1    |
| 22   | North Carolina      | 9-4    | -9    |
| 23   | Baylor              | 10-3   | -     |
| 24   | St. John's          | 13-0   | +1    |
| 25   | Creighton           | 9-4    | -4    |

### USA TODAY COACHES' POLL

January 3

| Rank | School              | Record | Trend |
|------|---------------------|--------|-------|
| 1    | South Carolina (32) | 14-0   | -     |
| 2    | Stanford            | 15-1   | -     |
| 3    | Ohio State          | 15-0   | -     |
| 4    | Notre Dame          | 12-1   | -     |
| 5    | UConn               | 12-1   | -     |
| 6    | LSU                 | 14-0   | +1    |
| 7    | Indiana             | 13-1   | +1    |
| 8    | Utah                | 14-0   | -     |
| 9    | NC State            | 12-2   | -3    |
| 10   | Virginia Tech       | 12-2   | +1    |
| 11   | Iowa State          | 9-2    | +2    |
| 12   | Iowa                | 11-4   | -4    |
| 13   | Arizona             | 12-2   | +1    |
| 14   | Maryland            | 12-3   | +1    |
| 15C  | UCLA                | 13-2   | +2    |
| 16   | Oklahoma            | 11-1   | +2    |
| 17   | Oregon              | 11-3   | -5    |
| 18   | North Carolina      | 9-4    | +1    |
| 19   | Michigan            | 12-2   | +2    |
| 20   | Gonzaga             | 14-2   | -     |
| 21   | Baylor              | 10-3   | -5    |
| 22   | Duke                | 13-1   | -     |
| 23   | St. John's          | 13-0   | -     |
| 24   | Creighton           | 9-4    | +2    |
| 25   | Kansas              | 11-1   | -1    |

### TRACKING TECH IN THE POLLS

| Date        | AP | Coaches |
|-------------|----|---------|
| Preseason   | 13 | 13      |
| Nov. 14/15  | 14 | 14      |
| Nov. 21 /22 | 11 | 9       |
| Nov. 28/29  | 9  | 9       |
| Dec. 5/6    | 7  | 7       |
| Dec. 12/13  | 6  | 6       |
| Dec. 19/20  | 8  | 8       |
| Dec. 26/27  | 7  | 7       |
| Jan. 2/3    | 9  | 10      |
| Jan. 9/10   | -  | -       |
| Jan. 16/17  | -  | -       |
| Jan. 23/24  | -  | -       |
| Jan. 30/31  | -  | -       |
| Feb. 6/7    | -  | -       |
| Feb. 13/14  | -  | -       |
| Feb. 20/21  | -  | -       |
| Feb. 27/28  | -  | -       |
| March 6/7   | -  | -       |

#### TECH'S HISTORY IN THE AP POLL

- Dating back to last season, the Hokies have been ranked in 14 consecutive polls.
- The Hokies' No. 6 ranking earned on Dec. 6 is the highest in program history.
- Prior to this season, the highest that the Hokies had been ranked was ninth on Feb. 22, 1999.

#### A WELL-BALANCED TEAM

- VT has had five different athletes lead the team in scoring already this season: Amoores, King, Kitley, Soule and Traylor.
- VT has had five different athletes score 20+ already this season: Amoores, King, Kitley, Owusu and Soule.

#### NO PLACE LIKE HOME

- VT has made a habit of winning games at Cassell Coliseum and own a few impressive streaks.
- Against No. 5 Notre Dame on Dec. 18, 2022 Tech fans showed up to the tune of an attendance of 4,206. It was the highest attended women's game at Cassell since Jan. 3 2008. Against No. 13 UNC on Jan. 1, 2023, 4,186 fans came out.
- Tech has played 23 home games since its last home loss to unranked team: Feb. 28, 2021 vs. UNC
- Tech has played 133 home games since its last home loss to unranked non-conference opponent: Dec. 4, 2014 vs. Northwestern

## VIRGINIA TECH ATHLETES IN THE NATIONAL RANKINGS

#### PG GEORGIA AMOORE

- One of 15 athletes in WBB to record a triple-double this season. Olivia Miles (Notre Dame) is the only other ACC athlete to achieve the feat.
- She ranks 19th in total assists (82) and 22nd in assists per game (5.5) in the country.
- She has scored in double figures in 12 of Tech's first 15 contests.
- Amoores became the second VT WBB athlete to record 10 games on 20+ points and four or more 3FG in ACC play since 2009-10. Aisha Sheppard owns 14 such games.
- She has produced consecutive games of 20+ for the second time in her career.

#### SG CAYLA KING

- King ranks 14th in the NCAA in 3FG with 44 through 15 games.
- She is one of five players to score nine or more 3's in a game this season. She hit nine in the season opener vs. Mount St. Mary's which is a program record.

#### C ELIZABETH KITLEY

- One of three athletes in WBB to average 18 points per game and 10.9 rebounds (Angel Reese and Aneesah Morrow).
- She is sixth in the nation with nine double-doubles.
- Kitley ranks 10th in total rebounds (152) and sixth in defensive rebounds per game (8.1).



# KENNY BROOKS

IN SEVENTH SEASON AT VIRGINIA TECH

## CAREER RECORDS

|                       |         |
|-----------------------|---------|
| Overall Record        | 474-193 |
| Conference Games      | 243-111 |
| Non-Conference Games  | 231-82  |
| Conference Tournament | 31-15   |
| ACC Tournament        | 5-6     |
| NCAA Tournament       | 2-8     |
| WNIT                  | 20-7    |
| Overtime Games        | 19-12   |

## KENNY VS. THE ACC SCHOOLS

| School         | Record       | Streak    |
|----------------|--------------|-----------|
| Boston College | 6-0          | W6        |
| Clemson        | 6-4          | L1        |
| Duke           | 4-3          | W3        |
| Florida State  | 1-5          | W1        |
| Georgia Tech   | 3-3          | W1        |
| Louisville     | 0-7          | L7        |
| Miami          | 5-5          | W5        |
| NC State       | 1-10         | L4        |
| North Carolina | 9-3          | W3        |
| Notre Dame     | 1-7          | L4        |
| Pitt           | 6-1          | W6        |
| Syracuse       | 4-3          | W2        |
| Virginia       | 5-6          | W3        |
| Wake Forest    | 5-3          | W1        |
| <b>Total</b>   | <b>56-60</b> | <b>W2</b> |

## KENNY AT CASSELL

| Year                 | Record       | ACC          |
|----------------------|--------------|--------------|
| 2016-17              | 14-6         | 2-6          |
| 2017-18              | 15-9         | 4-4          |
| 2018-19              | 13-5         | 3-5          |
| 2019-20              | 13-2         | 7-2          |
| 2020-21              | 9-5          | 4-5          |
| 2021-22              | 12-2         | 8-2          |
| 2022-23              | 8-1          | 2-1          |
| <b>Total</b>         | <b>84-25</b> | <b>30-24</b> |
| Overall Record       | 84-25 (.771) |              |
| Conference Games     | 30-24 (.555) |              |
| Non-Conference Games | 54-1 (.981)  |              |

## ▶ COACH BROOKS' CAREER BREAKDOWN

| Season         | School            | Overall             | Conference          | Finish | Postseason            | Final AP | RPI/NET |
|----------------|-------------------|---------------------|---------------------|--------|-----------------------|----------|---------|
| 2002-03        | JMU               | 16-10 .615          | 11-7 .611           | 4th    | -                     | -        | 134     |
| 2003-04        | JMU               | 13-18 .419          | 7-11 .389           | 7th    | -                     | -        | 170     |
| 2004-05        | JMU               | 18-11 .620          | 10-8 .556           | 4th    | -                     | -        | 105     |
| 2005-06        | JMU               | 24-7 .774           | 14-4 .778           | 2nd    | WNIT First Round      | -        | 55      |
| 2006-07        | JMU               | 27-6 .818           | 16-2 .889           | 2nd    | NCAA First Round      | -        | 26      |
| 2007-08        | JMU               | 24-10 .705          | 14-4 .778           | 2nd    | WNIT Round of 16      | -        | 45      |
| 2008-09        | JMU               | 24-10 .705          | 14-4 .778           | 3rd    | WNIT Second Round     | -        | 57      |
| 2009-10        | JMU               | 26-7 .787           | 13-5 .722           | 2nd    | NCAA First Round      | -        | 44      |
| 2010-11        | JMU               | 26-8 .764           | 16-2 .889           | 1st    | NCAA First Round      | -        | 37      |
| 2011-12        | JMU               | 29-8 .783           | 14-4 .778           | 2nd    | WNIT Finals           | -        | 29      |
| 2012-13        | JMU               | 25-11 .694          | 15-3 .824           | 2nd    | WNIT Quarterfinals    | -        | 63      |
| 2013-14        | JMU               | 29-6 .828           | 15-1 .938           | 1st    | NCAA Second Round     | -        | 38      |
| 2014-15        | JMU               | 29-4 .878           | 17-1 .944           | 1st    | NCAA First Round      | -        | 31      |
| 2015-16        | JMU               | 27-6 .818           | 17-1 .944           | 1st    | NCAA First Round      | -        | 34      |
| <b>Totals</b>  | <b>14 Seasons</b> | <b>337-122 .734</b> | <b>193-57 .772</b>  |        |                       |          |         |
| 2016-17        | Virginia Tech     | 20-14 .588          | 4-12 .250           | T11th  | WNIT Round of 16      | -        | 77      |
| 2017-18        | Virginia Tech     | 23-14 .621          | 6-10 .375           | T9th   | WNIT Finals           | -        | 47      |
| 2018-19        | Virginia Tech     | 22-12 .647          | 6-10 .375           | T10th  | WNIT Round of 16      | -        | 66      |
| 2019-20        | Virginia Tech     | 21-9 .700           | 11-7 .611           | T4th   | *No postseason played | -        | 38      |
| 2020-21        | Virginia Tech     | 15-10 .600          | 8-8 .500            | 7th    | NCAA Second Round     | -        | 33      |
| 2021-22        | Virginia Tech     | 23-10 .696          | 13-5 .722           | T3rd   | NCAA First Round      | 16       | 9       |
| 2022-23        | Virginia Tech     | 13-2 .866           | 3-2 .600            | -      | -                     | -        | -       |
| <b>Totals</b>  | <b>7 Seasons</b>  | <b>137-71 .657</b>  | <b>51-54 .485</b>   |        |                       |          |         |
| <b>Overall</b> | <b>21 Seasons</b> | <b>474-193 .710</b> | <b>244-111 .688</b> |        |                       |          |         |

## ▶ THE BROOKS FILE

|                             |                                |
|-----------------------------|--------------------------------|
| Born                        | 12/20/1968                     |
| Hometown                    | Waynesboro, Virginia           |
| Wife                        | Chrissy                        |
| Children                    | Kendyl, Chloe, Gabby, Nicholas |
| Education                   | JMU, 1992                      |
| Joined Tech Staff           | 3/28/2016                      |
| Years as College Head Coach | 25                             |
| Years as College Coach      | 20                             |

### Coaching Career

|          |                              |
|----------|------------------------------|
| 1994-98  | Assistant Coach, VMI (men's) |
| 1998-02  | Assistant Coach, JMU         |
| 2002-03  | Interim Head Coach, JMU      |
| 2003-16  | Head Coach, JMU              |
| 2016-pr. | Head Coach, Virginia Tech    |

## ▶ ACCOMPLISHMENTS

### Eight NCAA Tournaments

2007, 2010, 2011, 2014, 2015, 2016, 2021, 2022

### Five CAA Tournament Championships

2010, 2011, 2014, 2015, 2016

### Four CAA Regular Season Titles

2011, 2014, 2015, 2016

### Four-time CAA Coach of the Year

2007, 2014, 2015, 2016

### Seven Conference Players of the Year

CAA: Meredith Alexis (07), Tamera Young (08), Dawn Evans (11), Kirby Burkholder (14), Precious Hall (15), Jazmon Gwathmey (16)  
ACC: Elizabeth Kitley (22)



Brooks notched his 150th win at Virginia Tech on January 13, 2022 with a 65-54 victory at No. 16 Duke. The win completed the season sweep over the Blue Devils, the first time in program history that the Hokies had accomplished the feat.



### BIOGRAPHY IN BULLETS

- Kenny Brooks was named the seventh head women's basketball coach in Virginia Tech women's basketball history on March 28, 2016 and concluded his sixth season at the helm of the Hokies' program in 2022.
- Since Brooks' arrival in Blacksburg, the Hokies have enjoyed six consecutive winning seasons, and made a return to the NCAA Tournament in 2021 after a 15-year absence.
- In 2021-22 Tech set several program records including placing an athlete on an AP All-American Team for the first time ever (Elizabeth Kitley), having the ACC's Player of the Year (Kitley), going 13-5 in conference and defeating five different ranked teams.
- Tech's 2020-21 season was a special one in several regards, with the Hokies winning their First Round NCAA Tournament game against Marquette, the team securing the program's first win over an AP top four team, a program record six-game winning streak in ACC play, and for the first time, two student-athletes were honored as First Team All-ACC performers.
- The Hokies set numerous program records in 2019-20, most notably winning 11 ACC games for the first time and earning the five seed at the conference's tournament. Center Elizabeth Kitley became the first Hokie to win ACC Freshman of the Year.
- To begin his tenure, Brooks and the Hokies reeled off 15 straight wins to open the 2016-17 season, Tech's strongest start to a season in 18 years. Behind that strong start, Tech climbed to as high as No. 15 in the AP Poll.
- Brooks has ushered in a new era of uptempo basketball at Virginia Tech, as his Hokies have reset the program scoring record twice and surpassed the mark for 3-pointers made.
- During his time in Blacksburg, Brooks has recruited and developed All-ACC performer Taylor Emery, who set the single season scoring record in 2017-18 at 667 points. She also scored the most field goals in a single campaign with 236. She became the fastest player to 1,000 points (55 games) and was the first Hokie to earn first team All-ACC honors when she did so in 2019.
- Five Hokies have reached 1,000 points since Brooks joined Tech including All-ACC performers Emery, Regan Magarity, Aisha Sheppard and Elizabeth Kitley. Magarity graduated in 2019 with her name imprinted all throughout the record book, with over 1,600 points and an ACC record 1,299 rebounds. Sheppard is VT's all-time leading scorer, owns the ACC WBB record for 3FG and was the highest WNBA Draft selection from VT in 2022.
- Brooks joined the Hokies after an impressive 14-seasons at his alma mater, James Madison. He compiled a record of 337-122 (.756) making him the winningest coach in JMU program history. He guided the Dukes to 11 consecutive postseason appearances that included six NCAA bids and five trips to the WNIT.
- Over an 11-year stretch (2005-16), Brooks' squads never won fewer than 24 games, averaging 26.3 wins per year. The Dukes won three consecutive CAA championships under Brooks' tutelage (2014-16) and captured a total of five conference titles.
- During those final three seasons in Harrisonburg, Brooks and the Dukes compiled an impressive 60-3 record in conference play.
- He was named CAA Coach of the Year for a fourth time in 2015-16, while his student-athletes also garnered CAA Player and Rookie of the Year honors.

- Under Brooks, JMU tallied six CAA Players of the Year, three Rookies of the Year and two Defensive Players of the Year. The Dukes also recorded 31 All-CAA selection, 11 Defensive Team and 10 All-Rookie Team selections during his tenure.
- The Waynesboro, Virginia native has coached five WNBA Draft picks; Tamera Young, Lauren Okafor and Jazmon Gwathmey from JMU and Regan Magarity and Aisha Sheppard from Virginia Tech.
- BA 1992 graduate of JMU, Brooks played for three seasons under legendary coach Lefty Driessel and made two NIT appearances while earning a degree in business management. He began his coaching career as a part-time assistant for the 1993-94 JMU men's squad that won the CAA Tournament and advanced to the NCAA Tournament.
- After four seasons as an assistant for the men's program at VMI (1994-98), he moved back to his alma mater as a men's assistant from 1998-2002. He was named interim women's head coach on Dec. 6, 2002 before taking over those duties on a full-time basis on March 21, 2003.

### STATISTICALLY THE BEST

- Brooks has coached his team to leading the nation in a statistical category at both schools: JMU led D1 in rebound margin (+12.9) in 2008 and VT led D1 in free throw percentage in 2019 at 80%.

### KENNY'S FORTRESS IS CASSELL COLISEUM

- In his seven seasons in Blacksburg, Coach Brooks has enjoyed a 84-25 (.771) record in home games played on Carilion Clinic Court at Cassell Coliseum.
- He owns 26 victories by 30+ points against non-conference foes at home and is 54-1 against them in all competitions.

### COMMONWEALTH COMPETITION

- Brooks is 17-8 against the eight in-state foes that he has faced while at VT.
- This season the Hokies will face Longwood and Virginia.
- He is 4-0 vs. Radford, 3-0 vs. George Mason, 3-1 vs. Liberty, 2-0 vs. Richmond, 2-0 vs. Longwood, 1-0 vs. VCU, 5-6 vs. Virginia and 0-1 against JMU.
- Including games played at Cassell, Brooks is 88-29 (.750) in the state of Virginia as the head coach of the Hokies.

### MR. JANUARY

- Brooks' career record in the month of January is 108-58 (.643).
- In his 19 completed seasons of being a head coach he has finished January unbeaten twice (2007 and 2015 with James Madison).

### IF AN EXTRA PERIOD IS NEEDED

- Brooks' career record after regulation is 20-13. He has posted a 4-4 record at VT in overtime.

### BREAKING DOWN BROOKS IN ACC PLAY (51-54)

- Brooks is 30-24 in ACC contests at Cassell Coliseum.
- Brooks is 21-30 on the road in ACC play.

## 2022-23 SINGLE GAME HIGHS & LOWS

### VIRGINIA TECH TEAM HIGHS

|                       |             |                                      |
|-----------------------|-------------|--------------------------------------|
| Points                | <b>101</b>  | vs. Mount St. Mary's (11/7/22)       |
| FG made               | <b>32</b>   | vs. Mount St. Mary's (11/7/22)       |
| FG attempted          | <b>67</b>   | vs. USC Upstate (11/14/22)           |
| FG%                   | <b>.561</b> | vs. Mount St. Mary's (11/7/22)       |
| 3FG made              | <b>14</b>   | vs. Mount St. Mary's (11/7/22)       |
| 3FG attempted         | <b>32</b>   | at Tennessee (12/4/22)               |
| 3FG%                  | <b>.500</b> | 2x, last at Boston College (12/7/22) |
| Free Throws made      | <b>23</b>   | vs. Mount St. Mary's (11/7/22)       |
| Free Throws attempted | <b>27</b>   | vs. Mount St. Mary's (11/7/22)       |
| Free Throw%           | <b>.852</b> | vs. Mount St. Mary's (11/7/22)       |
| Rebounds              | <b>45</b>   | 2x last vs. USC Upstate (11/14/22)   |
| Offensive Rebounds    | <b>16</b>   | vs. Bucknell (11/11/22)              |
| Defensive Rebounds    | <b>32</b>   | vs. Mount St. Mary's (11/7/22)       |
| Assists               | <b>21</b>   | vs. Mount St. Mary's (11/7/22)       |
| Steals                | <b>8</b>    | vs. Mount St. Mary's (11/7/22)       |
| Blocks                | <b>7</b>    | vs. Mount St. Mary's (11/7/22)       |
| Turnovers             | <b>19</b>   | vs. Mount St. Mary's (11/7/22)       |
| Fouls                 | <b>19</b>   | vs. Kentucky (11/21/22)              |

### OPPONENT TEAM HIGHS

|                       |             |                                  |
|-----------------------|-------------|----------------------------------|
| Points                | <b>74</b>   | vs. Kentucky (11/21/22)          |
| FG made               | <b>30</b>   | vs. Kentucky (11/21/22)          |
| FG attempted          | <b>68</b>   | vs. Kentucky (11/21/22)          |
| FG%                   | <b>.441</b> | vs. Kentucky (11/21/22)          |
| 3FG made              | <b>8</b>    | vs. Mount St. Mary's (11/7/22)   |
| 3FG attempted         | <b>33</b>   | vs. Mount St. Mary's (11/7/22)   |
| 3FG%                  | <b>.242</b> | vs. Mount St. Mary's (11/7/22)   |
| Free Throws made      | <b>14</b>   | 2x at Tennessee (12/4/22)        |
| Free Throws attempted | <b>20</b>   | 2x at Tennessee (12/4/22)        |
| Free Throw%           | <b>.875</b> | vs. Mount St. Mary's (11/7/22)   |
| Rebounds              | <b>40</b>   | at Clemson (12/29/22)            |
| Offensive Rebounds    | <b>18</b>   | 2x, last at Clemson (12/29/22)   |
| Defensive Rebounds    | <b>34</b>   | vs. Notre Dame (12/18/22)        |
| Assists               | <b>14</b>   | vs. Kentucky (11/21/22)          |
| Steals                | <b>11</b>   | vs. Kentucky (11/21/22)          |
| Blocks                | <b>9</b>    | vs. Notre Dame (12/18/22)        |
| Turnovers             | <b>26</b>   | vs. USC Upstate (11/14/22)       |
| Fouls                 | <b>29</b>   | 2x, last vs. Kentucky (11/21/22) |

### VIRGINIA TECH TEAM LOWS

|                       |             |                            |
|-----------------------|-------------|----------------------------|
| Points                | <b>52</b>   | vs. Notre Dame (12/18/22)  |
| FG made               | <b>19</b>   | at Clemson (12/29/22)      |
| FG attempted          | <b>51</b>   | at Clemson (12/29/22)      |
| FG%                   | <b>.294</b> | vs. Notre Dame (12/18/22)  |
| 3FG made              | <b>4</b>    | vs. Kentucky (11/21/22)    |
| 3FG attempted         | <b>14</b>   | vs. Kentucky (11/21/22)    |
| 3FG%                  | <b>.231</b> | vs. Notre Dame (12/18/22)  |
| Free Throws made      | <b>6</b>    | vs. Notre Dame (12/18/22)  |
| Free Throws attempted | <b>10</b>   | vs. Notre Dame (12/18/22)  |
| Free Throw%           | <b>.556</b> | vs. USC Upstate (11/14/22) |
| Rebounds              | <b>31</b>   | at Tennessee (12/4/22)     |
| Offensive Rebounds    | <b>9</b>    | at Tennessee (12/4/22)     |
| Defensive Rebounds    | <b>21</b>   | vs. Bucknell (11/14/22)    |
| Assists               | <b>11</b>   | vs. Notre Dame (12/18/22)  |
| Steals                | <b>3</b>    | vs. Notre Dame (12/18/22)  |
| Blocks                | <b>2</b>    | vs. Bucknell (11/11/22)    |
| Turnovers             | <b>7</b>    | vs. Bucknell (11/11/22)    |
| Fouls                 | <b>14</b>   | vs. USC Upstate (11/14/22) |

### OPPONENT TEAM LOWS

|                       |             |                                    |
|-----------------------|-------------|------------------------------------|
| Points                | <b>24</b>   | vs. USC Upstate (11/7/22)          |
| FG made               | <b>9</b>    | vs. USC Upstate (11/7/22)          |
| FG attempted          | <b>43</b>   | 2x last vs. USC Upstate (11/7/22)  |
| FG%                   | <b>.209</b> | vs. USC Upstate (11/7/22)          |
| 3FG made              | <b>1</b>    | 2x, last vs. Notre Dame (12/18/22) |
| 3FG attempted         | <b>8</b>    | vs. Notre Dame (12/18/22)          |
| 3FG%                  | <b>.077</b> | vs. USC Upstate (11/7/22)          |
| Free Throws made      | <b>3</b>    | vs. Bucknell (11/11/22)            |
| Free Throws attempted | <b>6</b>    | vs. Bucknell (11/11/22)            |
| Free Throw%           | <b>.500</b> | vs. Bucknell (11/11/22)            |
| Rebounds              | <b>23</b>   | vs. Mount St. Mary's (11/7/22)     |
| Offensive Rebounds    | <b>4</b>    | vs. Bucknell (11/11/22)            |
| Defensive Rebounds    | <b>13</b>   | vs. Mount St. Mary's (11/7/22)     |
| Assists               | <b>3</b>    | 2x last vs. USC Upstate (11/7/22)  |
| Steals                | <b>0</b>    | vs. Bucknell (11/11/22)            |
| Blocks                | <b>1</b>    | vs. Bucknell (11/11/22)            |
| Turnovers             | <b>18</b>   | vs. Kentucky (11/21/22)            |
| Fouls                 | <b>19</b>   | vs. Bucknell (11/11/22)            |

### VIRGINIA TECH INDIVIDUAL HIGHS

|                       |             |   |
|-----------------------|-------------|---|
| Points                | <b>33</b>   | Cayla King vs. Mount St. Mary's (11/7/22)           |
| FG made               | <b>10</b>   | 2x last by Elizabeth Kitley vs. Bucknell (11/11/22) |
| FG attempted          | <b>19</b>   | Elizabeth Kitley vs. Bucknell (11/11/22)            |
| FG% (min. 5 made)     | <b>.750</b> | Elizabeth Kitley (6-8) vs. USC Upstate (11/14/22)   |
| 3FG made              | <b>9</b>    | Cayla King vs. Mount St. Mary's (11/7/22)           |
| 3FG attempted         | <b>16</b>   | Cayla King vs. Mount St. Mary's (11/7/22)           |
| 3FG% (min. 3 made)    | <b>.562</b> | Cayla King (9-16) vs. Mount St. Mary's (11/7/22)    |
| Free Throws made      | <b>9</b>    | Elizabeth Kitley vs. Kentucky (11/21/22)            |
| Free Throws attempted | <b>10</b>   | Elizabeth Kitley vs. Kentucky (11/21/22)            |
| Rebounds              | <b>20</b>   | Elizabeth Kitley vs. Notre Dame (12/18/22)          |
| Offensive Rebounds    | <b>6</b>    | Elizabeth Kitley vs. Bucknell (11/11/22)            |
| Defensive Rebounds    | <b>17</b>   | Elizabeth Kitley vs. Notre Dame (12/18/22)          |
| Assists               | <b>11</b>   | Georgia Amoore vs. Nebraska (12/1/22)               |
| Steals                | <b>4</b>    | Taylor Soule vs. Mount St. Mary's (11/7/22)         |
| Blocks                | <b>6</b>    | Elizabeth Kitley vs. Mount St. Mary's (11/7/22)     |
| Turnovers             | <b>7</b>    | Georgia Amoore vs. UNC (1/1/23)                     |

### OPPONENT INDIVIDUAL HIGHS

|                       |             |  |
|-----------------------|-------------|--|
| Points                | <b>26</b>   | Jordan Horston at Tennessee (12/4/22)                            |
| FG made               | <b>9</b>    | 2x, last by Deja Kelly vs. UNC (1/1/23)                          |
| FG attempted          | <b>24</b>   | Jordan Horston at Tennessee (12/4/22)                            |
| FG% (min. 5 made)     | <b>.555</b> | Maria Gakdeng (5-9) at Boston College (12/7/22)                  |
| 3FG made              | <b>4</b>    | Michaela Harrison vs. Mount St. Mary's (11/7/22)                 |
| 3FG attempted         | <b>11</b>   | Michaela Harrison vs. Mount St. Mary's (11/7/22)                 |
| 3FG% (min. 3 made)    | <b>.363</b> | Michaela Harrison vs. Mount St. Mary's (11/7/22)                 |
| Free Throws made      | <b>6</b>    | Andrea Daley at Boston College (12/7/22)                         |
| Free Throws attempted | <b>8</b>    | 2x, last by Andrea Daley at Boston College (12/7/22)             |
| Rebounds              | <b>13</b>   | Olivia Miles vs. Notre Dame (12/18/22)                           |
| Offensive Rebounds    | <b>5</b>    | Isabella Geraci vs. USC Upstate (11/14/22)                       |
| Defensive Rebounds    | <b>13</b>   | Olivia Miles vs. Notre Dame (12/18/22)                           |
| Assists               | <b>7</b>    | Olivia Miles vs. Notre Dame (12/18/22)                           |
| Steals                | <b>6</b>    | Dontavia Waggoner at Boston College (12/7/22)                    |
| Blocks                | <b>3</b>    | 4x last by Kylee Watson & Sonia Citron vs. Notre Dame (12/18/22) |
| Turnovers             | <b>6</b>    | 2x last Nyla Walker vs. USC Upstate (11/14/22)                   |

## VIRGINIA TECH GAME-BY-GAME STAT LEADERS

| OPPONENT                | RESULT    | POINTS             | REBOUNDS           | ASSISTS            | STEALS             | BLOCKS            | MINUTES         | +/-        |
|-------------------------|-----------|--------------------|--------------------|--------------------|--------------------|-------------------|-----------------|------------|
| Mount St. Mary's (11/7) | W, 101-45 | King - 33          | Kitley - 9         | Amoore - 9         | Soule - 4          | Kitley - 6        | Amoore - 32:03  | Amoore +44 |
| Bucknell (11/11)        | W, 67-41  | Kitley - 22        | Kitley - 13        | Amoore - 4         | King - 2           | Kitley/King - 1   | Kitley - 35:22  | Owusu +28  |
| USC Upstate (11/14)     | W, 79-24  | Traylor - 17       | Kitley - 10        | Amoore/Soule - 4   | Traylor/Amoore - 3 | Kitley - 2        | Traylor - 25:46 | Kitley +44 |
| vs. Kentucky            | W, 82-74  | Kitley - 25        | Kitley - 13        | Traylor - 7        | Four athletes - 1  | Kitley - 3        | Kitley - 38:24  | Owusu +14  |
| vs. Missouri            | W, 73-57  | Traylor - 18       | Kitley - 10        | Amoore - 6         | Three athletes - 1 | Kitley - 2        | Amoore - 38:28  | Amoore +18 |
| Longwood                | W, 89-28  | Kitley - 23        | Kitley - 14        | Amoore - 7         | Kitley/Traylor - 2 | Seven players - 1 | Amoore - 29:05  | Owusu +55  |
| Nebraska                | Dec. 1    | Kitley/Amoore - 24 | Kitley - 12        | Amoore - 11        | Owusu/Dunn - 1     | Kitley/Gregg - 1  | Amoore - 39:40  | Amoore +32 |
| at Tennessee            | Dec. 4    | Traylor - 18       | Kitley - 9         | Amoore - 7         | King - 3           | Kitley - 3        | Kitley - 39:28  | King +9    |
| at Boston College*      | Dec. 7    | Kitley - 22        | Kitley - 12        | Amoore/Gregg - 5   | Soule/Kitley - 2   | Kitley - 2        | Amoore - 40:00  | Kitley +17 |
| UNC Asheville           | Dec. 11   | Soule - 21         | Kitley - 10        | Amoore 10          | Amoore/King - 2    | Three players - 1 | Amoore - 31:04  | Amoore +39 |
| Notre Dame*             | Dec. 18   | Amoore - 20        | Kitley - 20        | Amoore - 4         | Three players - 1  | Kitley - 4        | Kitley - 40:00  | Soule -4   |
| at High Point           | Dec. 21   | Kitley - 25        | Soule/Kitley - 7   | Traylor/Kitley - 7 | Soule - 2          | Kitley - 4        | Traylor - 34:44 | Kitley +28 |
| at Clemson*             | Dec. 29   | King - 15          | Three athletes - 6 | Soule - 4          | Traylor - 3        | None              | Kitley - 39:47  | Soule +1   |
| North Carolina*         | Jan. 1    | Amoore - 24        | Gregg - 10         | Amoore - 6         | Three athletes - 1 | Four athletes - 1 | Amoore - 40:00  | King +9    |
| Virginia*               | Jan. 5    | Amoore - 22        | Gregg/Soule - 10   | Traylor - 4        | Gregg/Traylor - 2  | Gregg/King - 1    | Amoore - 38:47  | King +11   |

## VIRGINIA TECH GAME-BY-GAME BREAKDOWN

| OPPONENT             | DATE           | RESULT           | FG-A         | PCT         | 3FG-A        | PCT         | FT-A         | PCT         | OFF-DEF-TOTAL   | PF        | AST       | TO        | STL      | BLK      | HALFTIME POINTS |
|----------------------|----------------|------------------|--------------|-------------|--------------|-------------|--------------|-------------|-----------------|-----------|-----------|-----------|----------|----------|-----------------|
| Mount St. Mary's     |                |                  | 15-56        | .268        | 8-33         | .242        | 7-8          | .875        | 10-13-23        | 29        | 9         | 24        | 5        | 1        | 19              |
| <b>Virginia Tech</b> | <b>Nov. 7</b>  | <b>W, 101-45</b> | <b>32-57</b> | <b>.561</b> | <b>14-28</b> | <b>.500</b> | <b>23-27</b> | <b>.852</b> | <b>13-32-45</b> | <b>15</b> | <b>21</b> | <b>19</b> | <b>8</b> | <b>7</b> | <b>43</b>       |
| Bucknell             |                |                  | 18-43        | .419        | 2-9          | .222        | 3-6          | .500        | 4-24-28         | 19        | 3         | 20        | 0        | 3        | 23              |
| <b>Virginia Tech</b> | <b>Nov. 11</b> | <b>W, 67-41</b>  | <b>24-63</b> | <b>.381</b> | <b>5-19</b>  | <b>.263</b> | <b>14-18</b> | <b>.778</b> | <b>16-21-37</b> | <b>16</b> | <b>12</b> | <b>7</b>  | <b>7</b> | <b>2</b> | <b>31</b>       |
| USC Upstate          |                |                  | 9-43         | .209        | 1-13         | .077        | 5-12         | .417        | 7-24-31         | 20        | 3         | 26        | 5        | 3        | 9               |
| <b>Virginia Tech</b> | <b>Nov. 14</b> | <b>W, 101-45</b> | <b>31-67</b> | <b>.463</b> | <b>7-29</b>  | <b>.241</b> | <b>10-18</b> | <b>.556</b> | <b>15-30-45</b> | <b>14</b> | <b>13</b> | <b>9</b>  | <b>5</b> | <b>5</b> | <b>36</b>       |
| Kentucky             |                |                  | 30-68        | .441        | 2-9          | .222        | 12-18        | .667        | 11-21-32        | 29        | 14        | 18        | 11       | 4        | 23              |
| <b>Virginia Tech</b> | <b>Nov. 21</b> | <b>W, 82-74</b>  | <b>29-62</b> | <b>.468</b> | <b>4-14</b>  | <b>.286</b> | <b>20-26</b> | <b>.769</b> | <b>13-30-43</b> | <b>19</b> | <b>17</b> | <b>20</b> | <b>4</b> | <b>3</b> | <b>44</b>       |
| Missouri             |                |                  | 18-48        | .375        | 7-21         | .333        | 14-20        | .700        | 6-18-24         | 25        | 8         | 12        | 3        | 2        | 28              |
| <b>Virginia Tech</b> | <b>Nov. 23</b> | <b>W, 73-57</b>  | <b>25-57</b> | <b>.439</b> | <b>6-17</b>  | <b>.353</b> | <b>17-20</b> | <b>.850</b> | <b>11-25-36</b> | <b>21</b> | <b>15</b> | <b>9</b>  | <b>3</b> | <b>3</b> | <b>26</b>       |
| Longwood             |                |                  | 10-60        | .167        | 3-18         | .167        | 5-8          | .625        | 11-19-30        | 27        | 4         | 17        | 4        | 1        | 10              |
| <b>Virginia Tech</b> | <b>Nov. 27</b> | <b>W, 89-28</b>  | <b>29-61</b> | <b>.475</b> | <b>10-28</b> | <b>.357</b> | <b>21-27</b> | <b>.778</b> | <b>14-41-55</b> | <b>12</b> | <b>18</b> | <b>13</b> | <b>5</b> | <b>7</b> | <b>41</b>       |
| Nebraska             |                |                  | 20-59        | .338        | 6-20         | .300        | 8-10         | .800        | 9-24-33         | 19        | 13        | 12        | 2        | 3        | 24              |
| <b>Virginia Tech</b> | <b>Dec. 1</b>  | <b>W, 85-54</b>  | <b>30-59</b> | <b>.508</b> | <b>10-24</b> | <b>.417</b> | <b>15-21</b> | <b>.714</b> | <b>7-29-36</b>  | <b>13</b> | <b>17</b> | <b>7</b>  | <b>2</b> | <b>2</b> | <b>35</b>       |
| Tennessee            |                |                  | 20-60        | .333        | 2-14         | .143        | 14-20        | .700        | 18-28-46        | 18        | 11        | 16        | 8        | 4        | 30              |
| <b>Virginia Tech</b> | <b>Dec. 4</b>  | <b>W, 59-56</b>  | <b>20-57</b> | <b>.351</b> | <b>9-32</b>  | <b>.281</b> | <b>10-14</b> | <b>.714</b> | <b>9-22-31</b>  | <b>17</b> | <b>14</b> | <b>16</b> | <b>6</b> | <b>3</b> | <b>34</b>       |
| Boston College       |                |                  | 22-54        | .407        | 2-9          | .222        | 12-16        | .750        | 9-18-27         | 14        | 12        | 12        | 9        | 4        | 24              |
| <b>Virginia Tech</b> | <b>Dec. 7</b>  | <b>W, 73-58</b>  | <b>28-54</b> | <b>.519</b> | <b>8-16</b>  | <b>.500</b> | <b>9-11</b>  | <b>.818</b> | <b>10-24-34</b> | <b>18</b> | <b>19</b> | <b>17</b> | <b>5</b> | <b>3</b> | <b>43</b>       |
| UNC Asheville        |                |                  | 19-56        | .339        | 5-18         | .278        | 5-9          | .556        | 9-26-35         | 22        | 8         | 22        | 6        | 2        | 19              |
| <b>Virginia Tech</b> | <b>Dec. 11</b> | <b>W, 86-48</b>  | <b>30-60</b> | <b>.500</b> | <b>11-28</b> | <b>.393</b> | <b>15-20</b> | <b>.750</b> | <b>7-27-34</b>  | <b>8</b>  | <b>20</b> | <b>9</b>  | <b>8</b> | <b>3</b> | <b>41</b>       |
| No. 5 Notre Dame     |                |                  | 26-61        | .426        | 1-8          | .125        | 10-13        | .769        | 5-34-39         | 16        | 13        | 11        | 9        | 9        | 22              |
| <b>Virginia Tech</b> | <b>Dec. 18</b> | <b>L, 52-63</b>  | <b>20-68</b> | <b>.294</b> | <b>6-26</b>  | <b>.231</b> | <b>6-10</b>  | <b>.600</b> | <b>10-31-41</b> | <b>16</b> | <b>11</b> | <b>13</b> | <b>3</b> | <b>5</b> | <b>22</b>       |
| High Point           |                |                  | 25-49        | .510        | 8-17         | .471        | 8-10         | .800        | 5-15-20         | 23        | 13        | 17        | 5        | 2        | 32              |
| <b>Virginia Tech</b> | <b>Dec. 21</b> | <b>W, 86-66</b>  | <b>34-61</b> | <b>.557</b> | <b>4-17</b>  | <b>.235</b> | <b>14-16</b> | <b>.875</b> | <b>12-20-32</b> | <b>14</b> | <b>21</b> | <b>9</b>  | <b>4</b> | <b>6</b> | <b>42</b>       |
| Clemson              |                |                  | 24-59        | .407        | 5-23         | .217        | 11-17        | .647        | 18-22-40        | 21        | 8         | 8         | 11       | 2        | 38              |
| <b>Virginia Tech</b> | <b>Dec. 29</b> | <b>L, 59-64</b>  | <b>19-51</b> | <b>.373</b> | <b>9-28</b>  | <b>.321</b> | <b>12-20</b> | <b>.600</b> | <b>12-20-32</b> | <b>18</b> | <b>12</b> | <b>17</b> | <b>6</b> | <b>0</b> | <b>26</b>       |
| No. 13 UNC           |                |                  | 26-60        | .433        | 5-16         | .313        | 8-10         | .800        | 9-20-29         | 19        | 5         | 10        | 5        | 3        | 35              |
| <b>Virginia Tech</b> | <b>Jan. 1</b>  | <b>W, 68-65</b>  | <b>21-55</b> | <b>.382</b> | <b>12-31</b> | <b>.387</b> | <b>14-16</b> | <b>.875</b> | <b>12-26-38</b> | <b>16</b> | <b>16</b> | <b>20</b> | <b>3</b> | <b>4</b> | <b>37</b>       |
| Virginia             |                |                  | 28-64        | .438        | 4-17         | .235        | 6-8          | .750        | 9-28-37         | 23        | 16        | 18        | 4        | 1        | 32              |
| <b>Virginia Tech</b> | <b>Jan. 5</b>  | <b>W, 74-66</b>  | <b>26-62</b> | <b>.419</b> | <b>8-25</b>  | <b>.320</b> | <b>14-16</b> | <b>.875</b> | <b>9-26-35</b>  | <b>16</b> | <b>12</b> | <b>13</b> | <b>5</b> | <b>2</b> | <b>32</b>       |

## VIRGINIA TECH SPECIALTY SCORING STATS

| OPPONENT         | Points in the Paint |        | Points off TO |        | 2nd chance points |        | Fastbreak Points |        | Bench Points |        |
|------------------|---------------------|--------|---------------|--------|-------------------|--------|------------------|--------|--------------|--------|
|                  | VT-OPP              | Margin | VT-OPP        | Margin | VT-OPP            | Margin | VT-OPP           | Margin | VT-OPP       | Margin |
| Mount St. Mary's | 30-12               | +18    | 34-11         | +23    | 19-2              | +17    | 17-0             | +17    | 16-6         | +10    |
| Bucknell         | 20-32               | -12    | 23-5          | +18    | 17-2              | +5     | 6-2              | +4     | 11-17        | -6     |
| USC Upstate      | 34-12               | +22    | 25-3          | +22    | 19-7              | +12    | 8-2              | +6     | 26-8         | +8     |
| Kentucky         | 40-48               | -8     | 14-29         | -15    | 19-10             | +9     | 12-5             | +7     | 9-27         | -18    |
| Missouri         | 30-18               | +12    | 13-18         | -5     | 15-5              | +10    | 2-0              | +2     | 26-21        | +5     |
| Longwood         | 30-10               | +20    | 23-7          | +16    | 20-5              | +15    | 20-0             | +20    | 23-8         | +15    |
| Nebraska         | 34-26               | +8     | 21-5          | +16    | 12-2              | +10    | 7-2              | +5     | 8-24         | -16    |
| Tennessee        | 10-32               | -22    | 20-17         | +3     | 7-11              | -4     | 2-6              | -4     | 10-6         | +4     |
| Boston College   | 26-30               | -4     | 14-14         | 0      | 10-5              | +5     | 6-9              | -3     | 9-2          | +7     |
| UNC Asheville    | 38-20               | +18    | 24-6          | +18    | 10-6              | +4     | 12-0             | +12    | 15-11        | +4     |
| No. 5 Notre Dame | 16-42               | -26    | 3-12          | -9     | 6-5               | +1     | 7-8              | -1     | 2-16         | -14    |
| High Point       | 58-26               | +32    | 23-8          | +15    | 10-2              | +8     | 7-1              | +6     | 6-19         | -13    |
| Clemson          | 14-34               | -20    | 16-16         | even   | 11-19             | -8     | 6-9              | -3     | 5-9          | -4     |
| No. 13 UNC       | 14-28               | -14    | 8-16          | -8     | 11-14             | -3     | 0-3              | -3     | 11-17        | -6     |
| Virginia         | 32-38               | -6     | 19-11         | +8     | 10-13             | -3     | 8-1              | +7     | 0-12         | -12    |

## VIRGINIA TECH LEAD/DEFICIT BREAKDOWNS

| OPPONENT         | 1Q SCORE |        | HALFTIME SCORE |        | 3Q SCORE |        | 4Q/FINAL |        | Largest Lead  | Largest Deficit | Times Tied | Lead Changes | Time Led (Min) |
|------------------|----------|--------|----------------|--------|----------|--------|----------|--------|---------------|-----------------|------------|--------------|----------------|
|                  | VT-OPP   | Margin | VT-OPP         | Margin | VT-OPP   | Margin | VT-OPP   | Margin |               |                 |            |              |                |
| Mount St. Mary's | 23-5     | +18    | 43-19          | +24    | 68-37    | +31    | 101-45   | +56    | 59 (4Q, 1:20) | -               | -          | -            | 39:43          |
| Bucknell         | 13-11    | +2     | 31-24          | +7     | 46-33    | +13    | 67-41    | +26    | 29 (4Q, 1:23) | 1 (1Q, 2:11)    | 0          | 2            | 37:37          |
| USC Upstate      | 20-5     | +15    | 36-9           | +27    | 64-15    | +49    | 79-24    | +55    | 58 (4Q, 6:48) | -               | 0          | 0            | 37:19          |
| Kentucky         | 29-8     | +21    | 44-23          | +21    | 67-49    | +18    | 82-74    | +8     | 28 (2Q, 3:14) | -               | 0          | 0            | 39:40          |
| Missouri         | 11-14    | -3     | 26-28          | -2     | 49-37    | +12    | 73-57    | +16    | 20 (4Q, 2:00) | 5 (2Q, 9:28)    | 2          | 7            | 19:11          |
| Longwood         | 20-4     | +16    | 41-10          | +31    | 62-21    | +41    | 89-28    | +61    | 62 (4Q, 0:10) | -               | 1          | 0            | 38:11          |
| Nebraska         | 21-8     | +13    | 35-24          | +11    | 55-42    | +13    | 85-54    | +31    | 33 (4Q, 1:42) | -               | 0          | 0            | 39:46          |
| Tennessee        | 23-13    | +10    | 34-30          | +4     | 51-43    | +8     | 59-56    | +3     | 12 (1Q, 4:27) | -               | 0          | 0            | 38:38          |
| Boston College   | 17-7     | +10    | 43-24          | +19    | 59-46    | +13    | 73-58    | +15    | 19 (2Q, 0:06) | -               | 1          | 0            | 38:46          |
| UNC Asheville    | 17-8     | +9     | 41-19          | +22    | 65-34    | +29    | 86-48    | +38    | 40 (4Q, 2:35) | -               | 1          | 0            | 38:07          |
| No. 5 Notre Dame | 16-9     | +7     | 2-22           | -      | 43-40    | +3     | 52-63    | -11    | 9 (2Q, 9:25)  | 11 (4Q, 0:49)   | 4          | 3            | 26:34          |
| High Point       | 17-16    | +1     | 42-32          | +10    | 68-46    | +22    | 86-66    | +20    | 25 (4Q, 4:16) | 2 (1Q, 8:17)    | 2          | 7            | 34:44          |
| Clemson          | 16-26    | -10    | 26-38          | -12    | 41-49    | -8     | 59-64    | -5     | 8 (1Q, 7:10)  | 15 (3Q, 7:55)   | 1          | 5            | 5:59           |
| No. 13 UNC       | 16-14    | +2     | 37-35          | +2     | 53-51    | +2     | 68-65    | +3     | 4 (2Q, 4:54)  | 6 (3Q, 6:44)    | 12         | 26           | 13:50          |
| Virginia         | 17-16    | +1     | 32-32          | -      | 51-45    | +6     | 74-66    | +8     | 8 (3Q, 5:36)  | 6 (2Q, 3:29)    | 6          | 7            | 26:36          |

# THE LAST TIME IN VIRGINIA TECH WOMEN'S BASKETBALL HISTORY

## VIRGINIA TECH PLAYERS

|                                      |  |
|--------------------------------------|--|
| Scored 20 points                     | 22, Georgia Amoore vs. Virginia (1/5/23)   |
| Scored 25 points                     | 25, Elizabeth Kitley vs. Kentucky (11/21/22)   |
| Scored 30 points                     | 33, Cayla King vs. Mount St. Mary's (11/7/22)  |
| Scored 35 points                     | 35, Taylor Emery vs. Clemson (3/7/19)  |
| Scored 40 points                     | 42, Elizabeth Kitley vs. FGCU (3/18/22)  |
| Two players scored 20 points         | Elizabeth Kitley (24) & Georgia Amoore (24) vs. Nebraska (12/1/22)   |
| Three players scored 20 points       | Elizabeth Kitley (25), Taylor Soule (24) & Kayana Traylor (22) at Clemson (12/29/22)   |
| Two players scored 25 points         | Dara Mabrey (26) & Regan Magarity (30) at Boston College (2/3/19)  |
| Five in double figures               | vs. USC Upstate (11/14/22), Kayana Traylor (17), Elizabeth Kitley (13), Georgia Amoore (11) Taylor Soule (10), Ashley Owusu (10)                               |
| Six in double figures                | vs. UNC Asheville (12/11/22), Taylor Soule (21), Elizabeth Kitley (18), Cayla King (12), D'asia Gregg (10), Georgia Amoore (10), Kayana Traylor (10)           |
| Seven or more in double figures      | vs. Wagner (11/10/17), Taylor Emery (20), Aisha Sheppard (10), Kendyl Brooks (12), Regan Magarity 912, Michelle Berry (11), Rachel Camp (10), Alexis Jean (16) |
| 100% on FG (min. of 7 attempts)      | (7-for-7) Elizabeth Kitley vs. George Washington (12/1/20)   |
| 100% on 3FG (min. of 4 attempts)     | vs. Furman (12/30/15), 4-4 Hannah Young  |
| Made 5 3FG in a game                 | Cayla King, at Clemson (12/29/22)  |
| Made 6 3FG in a game                 | Georgia Amoore vs. North Carolina (1/1/23)   |
| Made 7 3FG in a game                 | vs. Tennessee (12/5/21), Aisha Sheppard  |
| Made 8 or more 3FG in a game         | vs. Mount St. Mary's (11/7/22), Cayla King (9)   |
| Attempted 10 or more 3FG in a game   | 10, Georgia Amoore vs. Virginia (1/5/23)   |
| 100% on FT (min. 10 attempts)        | at North Carolina (2/9/20), Dara Mabrey (12-12)  |
| Player had 15 rebounds               | vs. Boston College (2/6/22), Elizabeth Kitley (15)   |
| Player had 20 rebounds               | vs. Notre Dame (12/18/22), Elizabeth Kitley (20)   |
| Two players with 10+ rebounds        | vs. Virginia (1/5/23), D'asia Gregg (10) & Taylor Soule (10)   |
| Three players with 10+ rebounds      | vs. Georgia Southern (11/10/18), Trinity Baptiste (12), Regan Magarity (11), Taylor Emery (10)   |
| Four players with 10+ rebounds       | vs. Mercer (2/22/86), Stephanie Green (10), Joyce Waddy (11), Michelle Bain (10), Susan Walvius (10)   |
| Player had 10 assists                | vs. UNC Asheville (12/11/22), Georgia Amoore (10)  |
| Player had 15 assists                | NEVER  |
| Player blocked 5 shots               | vs. North Carolina (2/13/22), Elizabeth Kitley   |
| Player blocked 6 or more shots       | vs. Mount St. Mary's (11/7/22), Elizabeth Kitley (6)   |
| Player had 5 steals                  | at Notre Dame (2/20/20), Taja Cole   |
| Player had 6 steals                  | vs. High Point (12/16/17), Chanette Hicks  |
| Player had 7 steals                  | vs. Louisville (2/9/17), Chanette Hicks  |
| Player had 8 or more steals          | vs. Radford (12/21/16), Chanette Hicks (8)   |
| Double-double with points & rebounds | vs. Virginia (1/5/23), D'asia Gregg 10-10 & Taylor Soule 18-10   |
| Double-double with points & assists  | vs. UNC Asheville (12/11/22), Georgia Amoore 10-10   |
| Two players had double-doubles       | vs. Virginia (1/5/23), D'asia Gregg 10-10 & Taylor Soule 18-10   |
| Three players had double-doubles     | vs. Wichita State (12/21/19), Trinity Baptiste 14-10, Taja Cole 15-10 assists, Lydia Rivers 11-12  |
| Recorded a triple-double             | vs. Nebraska (12/1/22), Georgia Amoore 24-10-11  |

## VIRGINIA TECH TEAM

|  |   |
|--|---|
| Defeated an AP Top 5 team              | 83-71 (OT) vs. No. 2 NC State (1/28/21)       |
| Defeated an AP Top 10 team             | 83-71 (OT) vs. No. 2 NC State (1/28/21)       |
| Defeated an AP Top 25 team             | 68-65 vs. No. 13 North Carolina (1/1/23)      |
| Defeated a ranked team at home         | 68-65 vs. No. 13 North Carolina (1/1/23)      |
| Defeated a ranked team on road         | 65-54 at No. 16 Duke (1/13/22)                |
| Defeated a ranked team at neutral site | 87-80 (OT) vs. No. 16 North Carolina (3/4/22) |
| Unranked Hokies beat ranked opp        | 66-61 vs. No. 23 North Carolina (2/13/22)     |
| Scored 100 or more points              | 101-45 vs. Mount St. Mary's (11/7/22)         |
| Scored fewer than 50 points            | 46-71 at No. 19 North Carolina (1/9/22)       |
| Won an overtime game                   | 87-80 (OT) vs. No. 16 North Carolina (3/4/22) |
| Lost an overtime game                  | 67-72 (OT) at Duke (1/12/20)                  |

## OPPOSING TEAM

|                                 |   |
|---------------------------------|---|
| Scored 100 or more points       | 62-107 at No. 13 Florida State (1/14/18)  |
| Scored 49 points or fewer       | 48-86 vs. UNC Asheville (12/11/22)        |
| Unranked opp beat ranked Hokies | 59-64 No. 7 VT lost at Clemson (12/29/22) |
| Unranked Hokies beat ranked opp | 66-61 vs. No. 23 North Carolina (2/13/22) |

## VIRGINIA TECH WOMEN'S BASKETBALL INDIVIDUAL RECORDS FOR A SINGLE GAME

### GAME HIGHS

|                                    |   |
|------------------------------------|---|
| Most points scored                 | 42, Elizabeth Kitley vs. FGCU (3/18/22)                     |
| Most points scored at home         | 34, Renee Dennis vs. Memphis (2/787)                        |
| Most points scored on the road     | 36, Brittany Cook at Miami (2/11/08)                        |
| Field goals made                   | 17, Elizabeth Kitley at George Washington (11/11/21)        |
| Field goals attempted              | 30, Renee Dennis vs. Memphis (2/7/87)                       |
| Most FG made without a miss        | 9 (2x), last by Nicole Jones vs. Fordham (1/2/1999)         |
| 3FG made                           | 9, Cayla King vs. Mount St. Mary's (11/7/22)                |
| 3FG attempts                       | 20, Aisha Sheppard vs. Notre Dame (1/21/21)                 |
| Free throws made                   | 16, Amy Wetzel vs. Wisconsin (3/14/1998)                    |
| Free throws attempted              | 18, Nikki Davis at Miami (1/24/10)                          |
| Free throws made without a miss    | 13, Sue Logsdon vs. William & Mary (1/2/91)                 |
| Offensive rebounds (since 1987-88) | 11, Utaha Drye vs. USC Upstate (2/2/09)                     |
| Defensive rebounds (since 1987-88) | 17, Elizabeth Kitley vs. Gardner-Webb (12/6/20)             |
| Total rebounds                     | 21 (4x), last by Elizabeth Kitley vs. Wake Forest (1/17/21) |
| Assists                            | 13 (5x), last by Chanette Hicks at Illinois (11/30/17)      |
| Turnovers                          | 13, Sherry Banks vs. George Washington (1/21/97)            |
| Steals                             | 9, Taiqua Brittingham vs. Northwestern (12/22/83)           |
| Blocks                             | 9 (3x), last by Susan Walvius (1/4/86)                      |
| Minutes Played                     | 54 (2x), last by Katie O'Connor vs. Dayton (2/27/1999)      |

### VIRGINIA TECH TEAM

|                                    |   |
|------------------------------------|---|
| Most points scored                 | 117 at Mercer (2/16/87)                       |
| Most points combined               | 201 (2x), last at Dayton (1/18/97)            |
| Most points scored at home         | 105 (3x), last vs. Saint Francis (11/5/19)    |
| Most points scored on the road     | 117 at Mercer (2/16/87)                       |
| Most points scored in a quarter    | 39 vs. Maryland Eastern Shore (12/6/17) in 3Q |
| Most points scored in a half       | 67 at Charleston (12/14/84) in 2H             |
| Fewest points scored in a quarter  | 2 at Virginia (1/26/17)                       |
| Fewest points scored in a half     | 8 (2x), last at Miami (2/5/15) in 1H          |
| Fewest points combined             | 73 at Boston College (1/5/12)                 |
| Largest margin of victory          | 67 vs. Wagner (11/10/17)                      |
| Worst defeat                       | 60, vs. Old Dominion (1/27/78)                |
| Most points in a loss              | 90, at Clemson (12/29/84)                     |
| Fewest points scored               | 26, at Duke (1/16/03)                         |
| Fewest points allowed              | <b>24, vs. USC Upstate (11/14/22)</b>         |
| Most points allowed                | 108, vs. Old Dominion (1/27/78)               |
| FG made                            | 51, at Mercer (2/16/87)                       |
| FG attempted                       | 94, vs. Appalachian State (11/17/79)          |
| FG percentage                      | 66.1 vs. Appalachian State (11/17/79)         |
| 3FG made                           | 18, vs. Wichita State (12/21/19)              |
| 3FG attempted                      | 39, vs. Notre Dame (1/21/21)                  |
| 3FG made (both teams)              | 26, at NC State (1/24/21)                     |
| 3FG attempted (both teams)         | 70, vs. USC Upstate (11/6/18)                 |
| Free throws made                   | 43, vs. Yale (1/9/82)                         |
| Free throws attempted              | 58, vs. Yale (1/9/82)                         |
| Most FT made without a miss        | 20, vs. Duke (12/30/21)                       |
| Offensive rebounds (since 1987-88) | 43, vs. Liberty (1/8/90)                      |
| Defensive rebounds (since 1987-88) | 49, vs. Gardner-Webb (12/6/20)                |
| Total rebounds                     | 75, vs. Liberty (1/8/90)                      |
| Assists                            | 38, at Mercer (2/16/87)                       |
| Fewest turnovers                   | 6 (5x), last vs. Radford (12/12/21)           |
| Most turnovers                     | 46, at James Madison (2/16/78)                |
| Steals                             | 23, at Florida State (12/17/79)               |
| Blocks                             | 14, vs. East Tennessee State (12/21/92)       |

## CAREER GAMES STARTED

|                             | Streak | 22-23 | Career | ACC |
|-----------------------------|--------|-------|--------|-----|
| Georgia Amoore              | 63     | 15    | 71     | 38  |
| Chloe Brooks                | 0      | 0     | 0      | 0   |
| Charlise Dunn               | 0      | 0     | 0      | 0   |
| Clara Ford <sup>2</sup>     | 0      | 0     | 18     | 12  |
| Taylor Geiman               | 0      | 0     | 0      | 0   |
| D'Asia Gregg                | 1      | 1     | 1      | 1   |
| Cayla King                  | 15     | 15    | 67     | 37  |
| Elizabeth Kitley            | 0      | 15    | 102    | 58  |
| Ashley Owusu <sup>3</sup>   | 0      | 7     | 82     | 0   |
| Taylor Soule <sup>2</sup>   | 72     | 15    | 117    | 60  |
| Kayana Traylor <sup>1</sup> | 8      | 8     | 88     | 11  |
| Maddie Vesjicky             | 0      | 0     | 0      | 0   |
| Carleigh Wenzel             | 0      | 0     | 0      | 0   |

<sup>1</sup> includes games played for Purdue

<sup>2</sup> includes games played for Boston College

<sup>3</sup> includes games played for Maryland



## NON-CONFERENCE BREAKDOWN

| Team             | NET | Result    |
|------------------|-----|-----------|
| Mount St. Mary's | 317 | W, 101-45 |
| Bucknell         | 226 | W, 67-41  |
| USC Upstate      | 355 | W, 79-24  |
| Kentucky*        | 104 | W, 82-74  |
| Missouri*        | 45  | W, 73-57  |
| Longwood         | 352 | W, 89-28  |
| Nebraska         | 39  | W, 85-54  |
| at Tennessee     | 14  | W, 59-56  |
| UNC Asheville    | 321 | W, 86-48  |
| at High Point    | 233 | W, 86-66  |

Tech traveled to Nassau in The Bahamas to compete in the Baha Mar Pink Flamingo Championship where they defeated Kentucky and Missouri.



Georgia Amoore recorded the program's first triple-double vs. Nebraska on Dec. 1. She finished the game with 24 points, 10 rebounds and 11 assists, career highs in each category.



## MISCELLANEOUS STATS

### MOST FIRST HALF POINTS

|               |    |                                |
|---------------|----|--------------------------------|
| Virginia Tech | 44 | vs. Kentucky (11/21/22)        |
| Opponents     | 19 | vs. Mount St. Mary's (11/7/22) |

### FEWEST FIRST HALF POINTS

|               |    |                            |
|---------------|----|----------------------------|
| Virginia Tech | 22 | vs. Notre Dame (12/18/22)  |
| Opponents     | 9  | vs. USC Upstate (11/14/22) |

### LARGEST HALFTIME LEAD

|               |    |                         |
|---------------|----|-------------------------|
| Virginia Tech | 31 | vs. Longwood (11/27/22) |
| Opponents     | 12 | at Clemson (12/29/22)   |

### LARGEST HALFTIME LEAD BLOWN

|               |      |                         |
|---------------|------|-------------------------|
| Virginia Tech | none |                         |
| Opponents     | 2    | vs. Missouri (11/23/22) |

### LARGEST HALFTIME DEFICIT

|               |    |                         |
|---------------|----|-------------------------|
| Virginia Tech | 12 | at Clemson (12/29/22)   |
| Opponents     | 31 | vs. Longwood (11/27/22) |

### LARGEST HALFTIME DEFICIT OVERCOME

|               |      |                         |
|---------------|------|-------------------------|
| Virginia Tech | 2    | vs. Missouri (11/23/22) |
| Opponents     | none |                         |

### MOST SECOND HALF POINTS

|               |    |                                |
|---------------|----|--------------------------------|
| Virginia Tech | 58 | vs. Mount St. Mary's (11/7/22) |
| Opponents     | 51 | vs. Kentucky (11/21/22)        |

### FEWEST SECOND HALF POINTS

|               |    |                                    |
|---------------|----|------------------------------------|
| Virginia Tech | 30 | 2x, last vs. Notre Dame (12/18/22) |
| Opponents     | 15 | vs. USC Upstate (11/14/22)         |

### BIGGEST DEFICIT OVERCOME

|               |   |                           |
|---------------|---|---------------------------|
| Virginia Tech | 6 | 2x, last vs. UVA (1/5/22) |
| Opponents     | 9 | vs. Notre Dame (12/18/22) |

### LARGEST MARGIN OF VICTORY

|               |    |                           |
|---------------|----|---------------------------|
| Virginia Tech | 61 | vs. Longwood (11/27/22)   |
| Opponents     | 11 | vs. Notre Dame (12/18/22) |

### STARTING LINEUP

|                                      |     |
|--------------------------------------|-----|
| Amoore, Owusu, King, Soule, Kitley   | 7-0 |
| Amoore, Traylor, King, Soule, Kitley | 5-2 |
| Amoore, Traylor, King, Soule, Gregg  | 1-0 |

### BEST QUARTERS

|                       |   |
|-----------------------|---|
| Points scored         | 33, 4Q vs. Mount St. Mary's (11/7/22)     |
| Points allowed        | 4 (2x), last 1Q vs. Longwood (11/27/22)   |
| FG made               | 11 (4x), last 3Q at High Point (12/21/22) |
| FG%                   | 76.9, 2Q at Boston College (12/7/22)      |
| 3FG made              | 6, 3Q vs. Mount St. Mary's (11/7/22)      |
| 3FG% (min 5 attempts) | 60%, 2x last 4Q vs. Missouri (11/23/22)   |
| FT made               | 9, 4Q vs. Nebraska (12/1/22)              |

### WORST QUARTERS

|                       |  |
|-----------------------|--|
| Points scored         | 6, 2Q vs. Notre Dame (12/18/22)        |
| Points allowed        | 26 (2x), last 1Q at Clemson (12/29/22) |
| FG made               | 2, 2Q vs. Notre Dame (12/18/22)        |
| FG%                   | 11.8%, 2Q vs. Notre Dame (12/18/22)    |
| 3FG made              | 0, last 4Q at High Point (12/21/22)    |
| 3FG% (min 5 attempts) | 0%, 2Q vs. USC Upstate (11/14/22)      |
| FT made               | 0, 2Q at Clemson (12/29/22)            |

## Virginia Tech Women's Basketball Records

### A Look At Virginia Tech's Record Under Kenny Brooks ...

| Quick Overview | Record |
|----------------|--------|
| Overall Record | 137-71 |
| Home           | 84-25  |
| Away           | 36-34  |
| Neutral        | 17-12  |
| Conference     | 51-54  |

| By Weekday | Record | Home  | Road  |
|------------|--------|-------|-------|
| Sunday     | 40-28  | 27-14 | 13-14 |
| Monday     | 10-1   | 7-0   | 3-1   |
| Tuesday    | 11-4   | 8-0   | 3-4   |
| Wednesday  | 11-3   | 6-1   | 5-2   |
| Thursday   | 40-23  | 21-10 | 19-13 |
| Friday     | 15-7   | 10-0  | 5-7   |
| Saturday   | 10-5   | 5-0   | 5-5   |

| In Games                            | Record |
|-------------------------------------|--------|
| vs. teams .500+ (on day of game)    | 103-67 |
| vs. sub-.500 teams (on day of game) | 34-4   |
| In overtime                         | 4-4    |
| Decided by 3 or less                | 10-14  |
| Decided by 10 or more               | 94-32  |

| By Month | Record | Home  | Road  |
|----------|--------|-------|-------|
| November | 40-4   | 26-0  | 14-4  |
| December | 35-8   | 23-4  | 12-4  |
| January  | 21-27  | 14-11 | 7-16  |
| February | 24-20  | 12-10 | 12-10 |
| March    | 17-12  | 9-0   | 8-12  |
| April    | 0-0    | 0-0   | 0-0   |

| Hokies Record When ...                 | Record |
|--|--------|
| They shoot .500 +                      | 35-3   |
| They shoot .450 - .499                 | 34-8   |
| They shoot .449 or less                | 68-60  |
| They score 70+                         | 103-16 |
| They score 60-69                       | 28-25  |
| They score 59 or less                  | 6-30   |
| They have = or more rebounds           | 101-24 |
| They have = or more assists            | 114-25 |
| They have = or more steals             | 80-20  |
| They have = or more turnovers          | 57-51  |
| They have = or higher FG%              | 117-14 |
| Ahead or tied at end of 1st Qtr        | 110-31 |
| Ahead or tied at halftime              | 112-31 |
| Ahead or tied at end of 3rd Qtr        | 125-14 |
| They have 4+ Players in Double Figures | 76-8   |

| Hokies Record When ...               | Record |
|--------------------------------------|--------|
| Opp. shoot .500 +                    | 6-17   |
| Opp. shoot .450 - .499               | 5-11   |
| Opp. shoot .449 or less              | 126-43 |
| Opp. score 70+                       | 14-47  |
| Opp. score 60-69                     | 49-19  |
| Opp. score 59 or less                | 74-5   |
| Opp. has more rebounds               | 36-47  |
| Opp. has more assists                | 23-46  |
| Opp. has more steals                 | 57-51  |
| Opp. has more turnovers              | 80-20  |
| Opp. has a higher FG%                | 20-57  |
| Behind at end of 1st Qtr             | 27-40  |
| Behind at halftime                   | 25-40  |
| Behind at end of 3rd Qtr             | 12-57  |
| Opp has 4+ Players in Double Figures | 18-34  |

### A Look At Virginia Tech's Record This Season ...

| Quick Overview | Record |
|----------------|--------|
| Overall Record | 13-2   |
| Home           | 8-1    |
| Away           | 3-1    |
| Neutral        | 2-0    |
| Conference     | 3-2    |

| By Weekday | Record | Home | Road |
|------------|--------|------|------|
| Sunday     | 4-1    | 3-1  | 1-0  |
| Monday     | 3-0    | 2-0  | 1-0  |
| Tuesday    | 0-0    | 0-0  | 0-0  |
| Wednesday  | 3-0    | 0-0  | 3-0  |
| Thursday   | 2-1    | 2-0  | 0-1  |
| Friday     | 1-0    | 1-0  | 0-0  |
| Saturday   | 0-0    | 0-0  | 0-0  |

| In Games                            | Record |
|-------------------------------------|--------|
| vs. teams .500+ (on day of game)    | 10-2   |
| vs. sub-.500 teams (on day of game) | 3-0    |
| In overtime                         | 0-0    |
| Decided by 3 or less                | 2-0    |
| Decided by 10 or more               | 9-1    |

| By Month | Record | Home | Road |
|----------|--------|------|------|
| November | 6-0    | 4-0  | 2-0  |
| December | 5-2    | 2-1  | 3-1  |
| January  | 2-0    | 2-0  | 0-0  |
| February | 0-0    | 0-0  | 0-0  |
| March    | 0-0    | 0-0  | 0-0  |
| April    | 0-0    | 0-0  | 0-0  |

| Hokies Record When ...                 | Record |
|--|--------|
| They shoot .500 +                      | 5-0    |
| They shoot .450 - .499                 | 3-0    |
| They shoot .449 or less                | 5-2    |
| They score 70+                         | 10-0   |
| They score 60-69                       | 2-0    |
| They score 59 or less                  | 1-2    |
| They have = or more rebounds           | 10-1   |
| They have = or more assists            | 12-1   |
| They have = or more steals             | 8-0    |
| They have = or more turnovers          | 4-2    |
| They have = or higher FG%              | 10-0   |
| Ahead or tied at end of 1st Qtr        | 12-1   |
| Ahead or tied at halftime              | 12-1   |
| Ahead or tied at end of 3rd Qtr        | 13-1   |
| They have 4+ Players in Double Figures | 7-0    |

| Hokies Record When ...               | Record |
|--------------------------------------|--------|
| Opp. shoot .500 +                    | 1-0    |
| Opp. shoot .450 - .499               | 0-0    |
| Opp. shoot .449 or less              | 12-2   |
| Opp. score 70+                       | 1-0    |
| Opp. score 60-69                     | 3-2    |
| Opp. score 59 or less                | 9-0    |
| Opp. has more rebounds               | 3-1    |
| Opp. has more assists                | 1-1    |
| Opp. has more steals                 | 5-2    |
| Opp. has more turnovers              | 9-0    |
| Opp. has a higher FG%                | 3-2    |
| Behind at end of 1st Qtr             | 1-1    |
| Behind at halftime                   | 1-1    |
| Behind at end of 3rd Qtr             | 0-1    |
| Opp has 4+ Players in Double Figures | 1-2    |



## GAME 15 BOX SCORE VS. VIRGINIA



Official Basketball Box Score - Final  
**North Carolina at Virginia Tech**  
 01/01/23 Cassell Coliseum, Blacksburg, Va.  
 2022-23 Women's Basketball

Game Time: 4:00 PM  
 Game Duration: 1:50  
 Attendance: 4,186

Officials: Joseph Vaszily, Talisa Green, Thomas Danaher

North Carolina - 65

Record: 9-4 (0-2)

| NO.           | Name                  | F | Min   | FG    |     |     | 3P   |    |     | FT    |    |    | Rebounds |     |    | Fouls |   | TP      | AS | TO | ST    | Blocks |    | +/- |
|---------------|-----------------------|---|-------|-------|-----|-----|------|----|-----|-------|----|----|----------|-----|----|-------|---|---------|----|----|-------|--------|----|-----|
|               |                       |   |       | M-A   | M-A | M-A | OR   | DR | TOT | PF    | FD | OR | DR       | TOT | BS | BA    |   |         |    |    |       |        |    |     |
| 31            | Anya Poole            | F | 26:57 | 0-1   | 0-0 | 1-2 | 1    | 7  | 8   | 1     | 1  | 1  | 0        | 0   | 0  | 2     | 1 | 2       | 0  | 0  | 0     | 2      | 1  | 2   |
| 1             | Alyssa Ustby          | G | 23:35 | 6-8   | 0-0 | 0-0 | 2    | 3  | 5   | 4     | 1  | 12 | 1        | 2   | 0  | 0     | 0 | 0       | 0  | 0  | 0     | 0      | 4  | 4   |
| 3             | Kennedy Todd-Williams | G | 34:08 | 3-14  | 1-5 | 2-2 | 2    | 3  | 5   | 2     | 1  | 9  | 1        | 1   | 2  | 0     | 1 | 1       | 2  | 0  | 1     | 1      | 1  | 1   |
| 10            | Eva Hodgson           | G | 30:57 | 2-6   | 1-3 | 0-0 | 0    | 1  | 1   | 1     | 0  | 5  | 0        | 1   | 0  | 0     | 0 | 0       | 0  | 0  | 0     | 0      | 0  | -10 |
| 25            | Deja Kelly            | G | 33:34 | 9-17  | 1-2 | 2-2 | 0    | 3  | 3   | 5     | 7  | 21 | 3        | 4   | 3  | 0     | 0 | 0       | 0  | 0  | 0     | 0      | 2  | 2   |
| 2             | Paulina Paris         |   | 21:21 | 6-9   | 2-4 | 1-2 | 1    | 1  | 2   | 1     | 3  | 15 | 0        | 0   | 0  | 0     | 0 | 0       | 0  | 0  | 0     | 0      | 0  | -2  |
| 13            | Teonni Key            |   | 09:39 | 0-2   | 0-0 | 0-0 | 1    | 1  | 2   | 2     | 1  | 0  | 0        | 1   | 0  | 0     | 1 | 0       | 0  | 1  | 0     | 0      | 0  | -4  |
| 0             | Alexandra Zelaya      |   | 13:03 | 0-2   | 0-2 | 0-0 | 0    | 0  | 0   | 3     | 1  | 0  | 0        | 1   | 0  | 0     | 1 | 0       | 1  | 0  | 1     | 0      | 0  | -5  |
| 20            | Destiny Adams         |   | 06:46 | 0-1   | 0-0 | 2-2 | 1    | 0  | 1   | 0     | 1  | 2  | 0        | 0   | 0  | 0     | 0 | 0       | 0  | 0  | 0     | 0      | 0  | -3  |
| Team          |                       |   |       |       |     |     |      |    |     | 1 1 2 |    |    |          |     | 0  |       |   | 0       |    |    |       |        |    |     |
| <b>Totals</b> |                       |   |       | 26-60 |     |     | 5-16 |    |     | 8-10  |    |    | 9 20 29  |     |    | 19 16 |   | 65 5 10 |    |    | 5 3 4 |        | -3 |     |

Technical Fouls::NONE

| Shooting By Period  |       |       |
|---------------------|-------|-------|
| 1 <sup>st</sup> FG% | 7-15  | 46.7% |
| 3PT%                | 0-2   | 0.0%  |
| FT%                 | 0-0   | 0%    |
| 2 <sup>nd</sup> FG% | 7-19  | 36.8% |
| 3PT%                | 3-8   | 37.5% |
| FT%                 | 4-4   | 100%  |
| 3 <sup>rd</sup> FG% | 6-13  | 46.2% |
| 3PT%                | 1-2   | 50.0% |
| FT%                 | 3-4   | 75%   |
| 4 <sup>th</sup> FG% | 6-13  | 46.2% |
| 3PT%                | 1-4   | 25.0% |
| FT%                 | 1-2   | 50%   |
| GM FG%              | 26-60 | 43.3% |
| 3PT%                | 5-16  | 31.3% |
| FT%                 | 8-10  | 80.0% |

Dead Ball Rebounds: 1, 0

Virginia Tech - 68

Record: 12-2 (2-2)

| NO.           | Name             | F | Min   | FG    |      |     | 3P    |    |     | FT    |    |    | Rebounds |     |    | Fouls |   | TP       | AS | TO | ST    | Blocks |     | +/- |
|---------------|------------------|---|-------|-------|------|-----|-------|----|-----|-------|----|----|----------|-----|----|-------|---|----------|----|----|-------|--------|-----|-----|
|               |                  |   |       | M-A   | M-A  | M-A | OR    | DR | TOT | PF    | FD | OR | DR       | TOT | BS | BA    |   |          |    |    |       |        |     |     |
| 13            | Taylor Soule     | F | 19:26 | 2-5   | 1-1  | 0-0 | 4     | 1  | 5   | 4     | 2  | 5  | 1        | 4   | 1  | 1     | 0 | 0        | 0  | 0  | 1     | 0      | 0   | -9  |
| 33            | Elizabeth Kitley | C | 39:13 | 5-11  | 0-0  | 3-4 | 2     | 5  | 7   | 3     | 6  | 13 | 1        | 6   | 0  | 1     | 2 | 0        | 0  | 0  | 1     | 2      | 0   | 0   |
| 5             | Georgia Amooore  | G | 40:00 | 7-17  | 6-14 | 4-5 | 0     | 2  | 2   | 1     | 2  | 24 | 6        | 7   | 0  | 0     | 0 | 0        | 0  | 0  | 0     | 0      | 3   | 3   |
| 22            | Cayla King       | G | 36:32 | 3-8   | 3-7  | 3-3 | 4     | 4  | 8   | 3     | 4  | 12 | 1        | 1   | 1  | 1     | 1 | 1        | 1  | 1  | 0     | 1      | 9   | 9   |
| 23            | Kayana Traylor   | G | 26:12 | 1-4   | 0-2  | 1-1 | 0     | 3  | 3   | 3     | 1  | 3  | 5        | 1   | 1  | 1     | 0 | 0        | 0  | 1  | 0     | 0      | 1   | 1   |
| 11            | D'asia Gregg     |   | 33:00 | 3-9   | 2-6  | 3-3 | 2     | 8  | 10  | 2     | 4  | 11 | 2        | 1   | 0  | 1     | 0 | 0        | 1  | 0  | 0     | 0      | 3   | 3   |
| 35            | Taylor Geiman    |   | 05:37 | 0-1   | 0-1  | 0-0 | 0     | 1  | 1   | 0     | 0  | 0  | 0        | 0   | 0  | 0     | 0 | 0        | 0  | 0  | 0     | 0      | 0   | 8   |
| Team          |                  |   |       |       |      |     | 0 2 2 |    |     | 0     |    |    | 0        |     |    |       |   | 0        |    |    |       |        |     |     |
| <b>Totals</b> |                  |   |       | 21-55 |      |     | 12-31 |    |     | 14-16 |    |    | 12 26 38 |     |    | 16 19 |   | 68 16 20 |    |    | 3 4 3 |        | 3 3 |     |

Technical Fouls::NONE

| Shooting By Period  |       |       |
|---------------------|-------|-------|
| 1 <sup>st</sup> FG% | 3-13  | 23.1% |
| 3PT%                | 3-10  | 30.0% |
| FT%                 | 7-7   | 100%  |
| 2 <sup>nd</sup> FG% | 8-14  | 57.1% |
| 3PT%                | 4-8   | 50.0% |
| FT%                 | 1-1   | 100%  |
| 3 <sup>rd</sup> FG% | 5-18  | 27.8% |
| 3PT%                | 3-9   | 33.3% |
| FT%                 | 3-5   | 60%   |
| 4 <sup>th</sup> FG% | 5-10  | 50.0% |
| 3PT%                | 2-4   | 50.0% |
| FT%                 | 3-3   | 100%  |
| GM FG%              | 21-55 | 38.2% |
| 3PT%                | 12-31 | 38.7% |
| FT%                 | 14-16 | 87.5% |

Dead Ball Rebounds: 4, 0

|                  | Heels                    | Hokies                   |
|------------------|--------------------------|--------------------------|
| Biggest lead     | 6 (3 <sup>rd</sup> 6:44) | 4 (2 <sup>nd</sup> 4:54) |
| Best Scoring Run | 8 (3 <sup>rd</sup> 6:44) | 9 (3 <sup>rd</sup> 3:46) |
| Lead Changes     | 26                       |                          |
| Times Tied       | 12                       |                          |
| Time with Lead   | 17:33                    | 13:50                    |

| Points from   | Heels | Hokies |
|---------------|-------|--------|
| Turnovers     | 16    | 8      |
| Paint         | 28    | 14     |
| Second Chance | 14    | 11     |
| Fast Breaks   | 3     | 0      |
| Bench         | 17    | 11     |

|        | Period by Period Scoring |     |     |     |     |
|--------|--------------------------|-----|-----|-----|-----|
|        | 1st                      | 2nd | 3rd | 4th | TOT |
| Heels  | 14                       | 21  | 16  | 14  | 65  |
| Hokies | 16                       | 21  | 16  | 15  | 68  |





# WOMEN'S BASKETBALL

## 2022-23 POSTGAME NOTES • GAME 15



**NO. 9 VIRGINIA TECH HOKIES** (13-2, 3-2 ACC)

**74** vs. **66**

(13-2, 0-2 ACC) **VIRGINIA CAVALIERS**

CASSELL COLISEUM (2,630) • BLACKSBURG, VA • JAN. 5, 2023

### GAME NOTES

- The Cavaliers won the opening tipoff of the game.
- UVA scored the game's first points on a Camryn Taylor FG.
- Clara Ford was the first player off the VT bench in the game.
- Virginia Tech is now 15-51 all-time against UVA. Tech is 9-26 in ACC play against the Cavaliers and 8-20 at Cassell Coliseum.
- The Hokies wore gray uniforms for the second time this season. They are 2-0 in them.
- With the win, VT now owns the longest winning streak against UVA in program history at three.
- With F D'asia Gregg and F Taylor Soule recording double-doubles, it marks the first such occasion in conference play since Feb. 27, 2020 when Taja Cole and Elizabeth Kitley each had double-doubles vs. Duke.

### HEAD COACH KENNY BROOKS

- Record moves to 137-71 at VT and 474-193 in his career.
- Is 5-6 against UVA.
- Career record in January moves to 108-58.
- Career record in the ACC is 51-54.
- Career record in ACC home games in 30-23.

### VIRGINIA TECH TEAM NOTES

- Tech had four players score in double figures against the Cavaliers: Georgia Amoore (22), Taylor Soule (18), Kayana Traylor (15) and D'asia Gregg (10).

### CAREER GAMES STARTED

|                             | Streak | 22-23 | Career | ACC |
|-----------------------------|--------|-------|--------|-----|
| Georgia Amoore              | 63     | 15    | 71     | 38  |
| Chloe Brooks                | 0      | 0     | 0      | 0   |
| Charlise Dunn               | 0      | 0     | 0      | 0   |
| Clara Ford <sup>2</sup>     | 0      | 0     | 18     | 12  |
| Taylor Geiman               | 0      | 0     | 0      | 0   |
| D'Asia Gregg                | 1      | 1     | 1      | 1   |
| Cayla King                  | 15     | 15    | 67     | 38  |
| Elizabeth Kitley            | 0      | 14    | 101    | 56  |
| Ashley Owusu <sup>3</sup>   | 0      | 7     | 82     | 0   |
| Taylor Soule <sup>2</sup>   | 72     | 15    | 117    | 60  |
| Kayana Traylor <sup>1</sup> | 8      | 8     | 88     | 11  |
| Maddie Vesjicky             | 0      | 0     | 0      | 0   |
| Carleigh Wenzel             | 0      | 0     | 0      | 0   |

<sup>1</sup> includes games played for Purdue

<sup>2</sup> includes games played for Boston College

<sup>3</sup> includes games played for Maryland

### THE HOKIES' STARTING FIVE

- G - Georgia Amoore
- G - Kayana Traylor
- G - Cayla King
- F - Taylor Soule
- F - D'asia Gregg

### PLAYER NOTES G GEORGIA AMOORE

- Led the Hokies with 22 points (7-16 FG).
- Scored 20+ for the second consecutive game.
- Had four rebounds and one assist in the game.

### F D'ASIA GREGG

- Made her first career start.
- Scored 10 points and had a game-high 10 rebounds.
- Recorded consecutive double-doubles for the first time in her career.

### F TAYLOR SOULE

- Scored 18 points (8-17 FG) and grabbed 10 rebounds to record her first double-double as a Hokie.

### G KAYANA TRAYLOR

- Recorded 15 points (4-9 FG, 6-6 FT).
- Led the team with four assists and had three rebounds and two steals.

### G CAYLA KING

- Scored nine points (3-7 FG) and had two rebounds, three assists, a block and a steal.
- With her three 3FG, she moved into fourth all-time at VT (189) in that category.

### C ELIZABETH KITLEY

- Did not play in the game.

### G/F TAYLOR GEIMAN

- Registered two rebounds and an assist.



### HOKIE STATISTICAL LEADERS (SINGLE GAME)

#### POINTS

Tonight 22, Georgia Amoore  
Season 33, Cayla King vs. Mount St. Mary's (11/7/22)

#### REBOUNDS

Tonight 10, Taylor Soule & D'asia Gregg  
Season 20, Elizabeth Kitley vs. Notre Dame (12/18/22)

#### ASSISTS

Tonight 4, Kayana Traylor  
Season 11, Georgia Amoore vs. Nebraska (12/1/22)

#### BLOCKS

Tonight 1, D'asia Gregg & Cayla King  
Season 6, Elizabeth Kitley vs. Mount St. Mary's (11/7/22)

#### STEALS

Tonight 2, D'asia Gregg & Kayana Traylor  
Season 4, Taylor Soule vs. Mount St. Mary's (11/7/22)

#### MINUTES

Tonight 38:47, Georgia Amoore  
Season 40:00 (3x), last by Georgia vs. UNC (1/1/23)

#### FIELD GOALS MADE

Tonight 8, Taylor Soule  
Season 11 (3x), last at High Point Dec. 21 (Soule & Kitley)

#### FIELD GOALS ATTEMPTED

Tonight 17, Taylor Soule  
Season 21, Elizabeth Kitley vs. Nebraska (12/1/22)

#### 3-PT. FIELD GOALS MADE

Tonight 4, Georgia Amoore  
Season 9, Cayla King vs. Mount St. Mary's (11/7/22)

#### 3-PT. FIELD GOALS ATTEMPTED

Tonight 10, Georgia Amoore  
Season 16, Cayla King vs. Mount St. Mary's (11/7/22)

#### FREE THROWS MADE

Tonight 6, Kayana Traylor  
Season 9, Elizabeth Kitley vs. Kentucky (11/21/22)

#### FREE THROWS ATTEMPTED

Tonight 6, Kayana Traylor  
Season 12, Kayana Traylor vs. Longwood (11/27/22)



**Virginia Tech Women's Basketball**  
**Virginia Tech Combined Team Statistics (as of Jan 6, 2023)**  
**All Games**



| RECORD:        | OVERALL | HOME | AWAY | NEUTRAL |
|----------------|---------|------|------|---------|
| ALL GAMES      | 13-2    | 8-1  | 3-1  | 2-0     |
| CONFERENCE     | 3-2     | 2-1  | 1-1  | 0-0     |
| NON-CONFERENCE | 10-0    | 6-0  | 2-0  | 2-0     |

| #        | Player           | gp-gs | min  | avg  | Total   |      | 3-Point |      | F-Throw |       | Rebounds |     |     | pf   | dq  | a  | to  | blk | stl | pts | avg  |      |
|----------|------------------|-------|------|------|---------|------|---------|------|---------|-------|----------|-----|-----|------|-----|----|-----|-----|-----|-----|------|------|
|          |                  |       |      |      | fg-fga  | fg%  | 3fg-fga | 3fg% | ft-fa   | ft%   | off      | def | tot |      |     |    |     |     |     |     |      |      |
| 33       | Elizabeth Kitley | 14-14 | 470  | 33.6 | 100-185 | .541 | 1-4     | .250 | 55-73   | .753  | 38       | 114 | 152 | 10.9 | 29  | 0  | 23  | 32  | 30  | 9   | 256  | 18.3 |
| 5        | Georgia Amooore  | 15-15 | 520  | 34.7 | 68-182  | .374 | 38-123  | .309 | 36-45   | .800  | 5        | 39  | 44  | 2.9  | 32  | 1  | 82  | 39  | 0   | 11  | 210  | 14.0 |
| 23       | Kayana Traylor   | 14-8  | 413  | 29.5 | 51-128  | .398 | 14-51   | .275 | 47-61   | .770  | 8        | 46  | 54  | 3.9  | 26  | 0  | 49  | 27  | 3   | 19  | 163  | 11.6 |
| 13       | Taylor Soule     | 15-15 | 413  | 27.5 | 66-129  | .512 | 5-16    | .313 | 34-46   | .739  | 54       | 34  | 88  | 5.9  | 47  | 2  | 28  | 25  | 2   | 16  | 171  | 11.4 |
| 15       | Ashley Owusu     | 7-7   | 168  | 24.0 | 27-54   | .500 | 6-10    | .600 | 13-18   | .722  | 9        | 10  | 19  | 2.7  | 10  | 0  | 11  | 14  | 1   | 3   | 73   | 10.4 |
| 22       | Cayla King       | 15-15 | 454  | 30.3 | 48-113  | .425 | 44-102  | .431 | 8-13    | .615  | 15       | 33  | 48  | 3.2  | 38  | 0  | 21  | 10  | 8   | 14  | 148  | 9.9  |
| 11       | D'asia Gregg     | 15-1  | 335  | 22.3 | 26-66   | .394 | 10-30   | .333 | 14-17   | .824  | 15       | 68  | 83  | 5.5  | 32  | 0  | 18  | 34  | 6   | 5   | 76   | 5.1  |
| 10       | Charlise Dunn    | 9-0   | 59   | 6.6  | 5-14    | .357 | 2-11    | .182 | 3-3     | 1.000 | 0        | 2   | 2   | 0.2  | 5   | 0  | 0   | 2   | 2   | 3   | 15   | 1.7  |
| 32       | Clara Ford       | 10-0  | 52   | 5.2  | 4-7     | .571 | 0-0     | .000 | 2-2     | 1.000 | 6        | 10  | 16  | 1.6  | 5   | 0  | 0   | 3   | 1   | 0   | 10   | 1.0  |
| 14       | Maddie Vejsicky  | 5-0   | 15   | 3.0  | 1-5     | .200 | 1-4     | .250 | 2-2     | 1.000 | 1        | 2   | 3   | 0.6  | 3   | 0  | 0   | 2   | 0   | 1   | 5    | 1.0  |
| 35       | Taylor Geiman    | 13-0  | 101  | 7.8  | 2-11    | .182 | 2-11    | .182 | 0-0     | .000  | 3        | 8   | 11  | 0.8  | 6   | 0  | 6   | 3   | 2   | 2   | 6    | 0.5  |
| Total    |                  | 15    | 3000 |      | 398-894 | .445 | 123-362 | .340 | 214-280 | .764  | 170      | 404 | 574 | 38.3 | 233 | 3  | 238 | 197 | 55  | 83  | 1133 | 75.5 |
| Opponent |                  | 15    | 3000 |      | 310-840 | .369 | 61-245  | .249 | 128-185 | .692  | 140      | 334 | 474 | 31.6 | 324 | 12 | 140 | 249 | 44  | 87  | 809  | 53.9 |

| TEAM STATISTICS          | VT      | OPP     | Date                | Opponent            | Score    | Att. |
|--------------------------|---------|---------|---------------------|---------------------|----------|------|
| SCORING                  | 1133    | 809     | 11/07/22            | MOUNT ST. MARY'S    | W 101-45 | 2104 |
| Starters                 | 956     | 606     | 11/11/22            | BUCKNELL            | W 67-41  | 2268 |
| Bench                    | 177     | 203     | 11/14/22            | USC UPSTATE         | W 79-24  | 1486 |
| Points per game          | 75.5    | 53.9    | 11/21/22            | vs Kentucky         | W 82-74  | 0    |
| Scoring margin           | +21.6   | -       | 11/23/22            | vs Missouri         | W 73-57  | 0    |
| FIELD GOALS-ATT          | 398-894 | 310-840 | 11/27/22            | LONGWOOD            | W 89-28  | 1913 |
| Field goal pct           | .445    | .369    | 12/01/22            | NEBRASKA            | W 85-54  | 2651 |
| 3 POINT FG-ATT           | 123-362 | 61-245  | 12/04/22            | at Tennessee        | W 59-56  | 8507 |
| 3-point FG pct           | .340    | .249    | * 12/07/22          | at Boston College   | W 73-58  | 1112 |
| 3-point FG made per game | 8.2     | 4.1     | 12/11/22            | UNC ASHEVILLE       | W 86-48  | 2028 |
| FREE THROWS-ATT          | 214-280 | 128-185 | * 12/18/22          | (5) NOTRE DAME      | L 52-63  | 4206 |
| Free throw pct           | .764    | .692    | 12/21/22            | at High Point       | W 86-66  | 1378 |
| F-Throws made per game   | 14.3    | 8.5     | * 12/29/22          | at Clemson          | L 59-64  | 1517 |
| REBOUNDS                 | 574     | 474     | * 01/01/23          | (13) NORTH CAROLINA | W 68-65  | 4186 |
| Rebounds per game        | 38.3    | 31.6    | * 01/05/23          | VIRGINIA            | W 74-66  | 2630 |
| Rebounding margin        | +6.7    | -       | * - Conference game |                     |          |      |
| ASSISTS                  | 238     | 140     |                     |                     |          |      |
| Assists per game         | 15.9    | 9.3     |                     |                     |          |      |
| TURNOVERS                | 197     | 249     |                     |                     |          |      |
| Turnovers per game       | 13.1    | 16.6    |                     |                     |          |      |
| Turnover margin          | +3.5    | -       |                     |                     |          |      |
| Assist/turnover ratio    | 1.2     | 0.6     |                     |                     |          |      |
| STEALS                   | 83      | 87      |                     |                     |          |      |
| Steals per game          | 5.5     | 5.8     |                     |                     |          |      |
| BLOCKS                   | 55      | 44      |                     |                     |          |      |
| Blocks per game          | 3.7     | 2.9     |                     |                     |          |      |
| WINNING STREAK           | 2       | -       |                     |                     |          |      |
| Home win streak          | 2       | -       |                     |                     |          |      |
| ATTENDANCE               | 23,472  | 12,514  |                     |                     |          |      |
| Home games-Avg/Game      | 9-2,608 | 4-3,129 |                     |                     |          |      |
| Neutral site-Avg/Game    | -       | 2-0     |                     |                     |          |      |

| Score by Periods | 1st | 2nd | 3rd | 4th | Totals |
|------------------|-----|-----|-----|-----|--------|
| Virginia Tech    | 276 | 257 | 309 | 291 | 1133   |
| Opponents        | 164 | 204 | 220 | 221 | 809    |

## VIRGINIA TECH IN THE NCAA RANKINGS

Virginia Tech - 2022-23 Women's Basketball Ranking Summary thru games 01/05/2023

| Statistic                                   | National Conference |      | Value National Leader |                 | Value Conference Leader |                | Value |
|---|---------------------|------|-----------------------|-----------------|-------------------------|----------------|-------|
|   | Rank                | Rank |                       |                 |                         |                |       |
| Assist/Turnover Ratio (350 ranked)          | 25                  | 1    | 1.21                  | Colorado St.    | 1.82                    | Virginia Tech  | 1.21  |
| Assists Per Game (350 ranked)               | 63                  | 4    | 15.9                  | UConn           | 21.2                    | Notre Dame     | 18.9  |
| Blocks Per Game (350 ranked)                | 102                 | 13   | 3.7                   | South Carolina  | 9.9                     | Florida St.    | 6.9   |
| Field Goal Percentage (350 ranked)          | 52                  | 6    | 44.5                  | UConn           | 51.7                    | Notre Dame     | 49.8  |
| Field Goal Percentage Defense (350 ranked)  | 71                  | 8    | 36.9                  | South Carolina  | 26.8                    | Duke           | 33.3  |
| Fouls Per Game (350 ranked)                 | 87                  | 3    | 15.5                  | St. John's (NY) | 11.7                    | NC State       | 12.8  |
| Free Throw Attempts Per Game (350 ranked)   | 102                 | 7    | 18.67                 | Evansville      | 26.27                   | Notre Dame     | 24.38 |
| Free Throw Percentage (350 ranked)          | 38                  | 4    | 76.4                  | Colorado St.    | 80.7                    | Georgia Tech   | 77.5  |
| Free Throws Made Per Game (350 ranked)      | 59                  | 3    | 14.27                 | Evansville      | 19.00                   | Florida St.    | 18.06 |
| Rebound Margin (350 ranked)                 | 56                  | 7    | 6.7                   | LSU             | 24.3                    | Notre Dame     | 14.6  |
| Rebounds (Defensive) Per Game (350 ranked)  | 98                  | 8    | 26.9                  | Drake           | 34.9                    | Notre Dame     | 32.1  |
| Rebounds (Offensive) Per Game (350 ranked)  | 200                 | 14   | 11.3                  | Troy            | 23.4                    | Virginia       | 15.5  |
| Rebounds Per Game (349 ranked)              | 137                 | 14   | 38.27                 | Troy            | 52.64                   | Florida St.    | 45.71 |
| Scoring Defense (350 ranked)                | 14                  | 2    | 53.9                  | South Carolina  | 43.5                    | Duke           | 50.3  |
| Scoring Margin (349 ranked)                 | 13                  | 2    | 21.6                  | LSU             | 41.1                    | Notre Dame     | 24.6  |
| Scoring Offense (350 ranked)                | 51                  | 8    | 75.5                  | LSU             | 91.2                    | Florida St.    | 88.2  |
| Steals Per Game (350 ranked)                | 336                 | 15   | 5.5                   | Grand Canyon    | 15.1                    | Miami (FL)     | 10.9  |
| Three Point Attempts Per Game (350 ranked)  | 54                  | 1    | 24.1                  | Tulsa           | 31.7                    | Virginia Tech  | 24.1  |
| Three Point Percentage (350 ranked)         | 80                  | 4    | 34.0                  | Illinois        | 42.0                    | NC State       | 36.8  |
| Three Point Percentage Defense (350 ranked) | 15                  | 3    | 24.9                  | South Carolina  | 20.5                    | Virginia       | 24.7  |
| Three Pointers Per Game (350 ranked)        | 38                  | 1    | 8.2                   | Tulsa           | 10.6                    | Virginia Tech  | 8.2   |
| Turnover Margin (350 ranked)                | 69                  | 5    | 3.47                  | Ohio St.        | 10.69                   | North Carolina | 5.57  |
| Turnovers Forced Per Game (350 ranked)      | 180                 | 11   | 16.60                 | Niagara         | 28.85                   | Miami (FL)     | 20.47 |
| Turnovers Per Game (350 ranked)             | 23                  | 2    | 13.1                  | Colorado St.    | 9.1                     | North Carolina | 13.0  |
| Winning Percentage (346 ranked)             | 18                  | 4    | 86.7                  | 4 teams tied    | 100.0                   | Duke           | 93.3  |

## INDIVIDUALS IN THE NCAA RANKINGS

| Statistic                                 | Player           | National Conference |      | Value National Leader |                                 | Value Conference Leader |                                   | Value |
|---|------------------|---------------------|------|-----------------------|---------------------------------|-------------------------|-----------------------------------|-------|
|   |                  | Rank                | Rank |                       |                                 |                         |                                   |       |
| Assist/Turnover Ratio (249 ranked)        | Georgia Amooore  | 64                  | 7    | 2.10                  | McKenna Hofschild, Colorado St. | 4.54                    | Jazmine Massengill, Florida St.   | 2.74  |
|   | Kayana Traylor   | 103                 | 11   | 1.81                  |                                 |                         |                                   |       |
| Assists (147 ranked)                      | Georgia Amooore  | 19                  | 3    | 82                    | Nika Muhl, UConn                | 130                     | Taina Mair, Boston College        | 123   |
| Assists Per Game (250 ranked)             | Georgia Amooore  | 22                  | 3    | 5.5                   | Nika Muhl, UConn                | 9.3                     | Olivia Miles, Notre Dame          | 7.5   |
|   | Kayana Traylor   | 198                 | 10   | 3.5                   |                                 |                         |                                   |       |
| Blocks (148 ranked)                       | Elizabeth Kitley | 17                  | 2    | 30                    | Brooke Flowers, Saint Louis     | 68                      | Makayla Timpson, Florida St.      | 38    |
| Blocks Per Game (250 ranked)              | Elizabeth Kitley | 19                  | 2    | 2.14                  | Brooke Flowers, Saint Louis     | 4.00                    | Makayla Timpson, Florida St.      | 2.24  |
| Double Doubles (42 ranked)                | Elizabeth Kitley | 6                   | 1    | 9                     | Angel Reese, LSU                | 15                      | Elizabeth Kitley, Virginia Tech   | 9     |
| Field Goal Attempts (141 ranked)          | Elizabeth Kitley | 116                 | 5    | 185                   | Aneesah Morrow, DePaul          | 392                     | Ta'Niya Latson, Florida St.       | 287   |
|   | Georgia Amooore  | 126                 | 7    | 182                   |                                 |                         |                                   |       |
| Field Goal Percentage (250 ranked)        | Elizabeth Kitley | 47                  | 3    | 54.1                  | Mya Berkman, Liberty            | 69.5                    | Makayla Timpson, Florida St.      | 62.3  |
| Field Goals (147 ranked)                  | Elizabeth Kitley | 43                  | 4    | 100                   | Aneesah Morrow, DePaul          | 169                     | Ta'Niya Latson, Florida St.       | 143   |
| Free Throw Attempts (148 ranked)          | Elizabeth Kitley | 68                  | 5    | 73                    | Ta'Niya Latson, Florida St.     | 142                     | Ta'Niya Latson, Florida St.       | 142   |
|   | Kayana Traylor   | 148                 | 13   | 61                    |                                 |                         |                                   |       |
| Free Throw Percentage (243 ranked)        | Kayana Traylor   | 213                 | 9    | 77.0                  | Brynna Maxwell, Gonzaga         | 97.9                    | Hailey Van Lith, Louisville       | 88.9  |
|   | Elizabeth Kitley | 240                 | 11   | 75.3                  |                                 |                         |                                   |       |
| Free Throws (144 ranked)                  | Elizabeth Kitley | 72                  | 5    | 55                    | Ta'Niya Latson, Florida St.     | 122                     | Ta'Niya Latson, Florida St.       | 122   |
|   | Kayana Traylor   | 135                 | 11   | 47                    |                                 |                         |                                   |       |
| Minutes Per Game (150 ranked)             | Georgia Amooore  | 72                  | 3    | 34.62                 | Gabi Vidmar, Cal St. Fullerton  | 38.82                   | Taina Mair, Boston College        | 36.88 |
|   | Elizabeth Kitley | 129                 | 5    | 33.50                 |                                 |                         |                                   |       |
| Points (197 ranked)                       | Elizabeth Kitley | 56                  | 4    | 256                   | Maddy Siegrist, Villanova       | 449                     | Ta'Niya Latson, Florida St.       | 434   |
| Points Per Game (250 ranked)              | Georgia Amooore  | 158                 | 9    | 210                   |                                 |                         |                                   |       |
|   | Elizabeth Kitley | 40                  | 4    | 18.3                  | Maddy Siegrist, Villanova       | 28.1                    | Ta'Niya Latson, Florida St.       | 25.5  |
| Rebounds (150 ranked)                     | Georgia Amooore  | 232                 | 9    | 14.0                  |                                 |                         |                                   |       |
|   | Elizabeth Kitley | 10                  | 2    | 152                   | Angel Reese, LSU                | 237                     | Makayla Timpson, Florida St.      | 153   |
| Rebounds (Defensive) Per Game (28 ranked) | Elizabeth Kitley | 6                   | 1    | 8.1                   | Lauren Gustin, BYU              | 10.9                    | Elizabeth Kitley, Virginia Tech   | 8.1   |
| Rebounds (Offensive) Per Game (30 ranked) |                  |                     |      |                       | Angel Reese, LSU                | 6.4                     | Mir McLean, Virginia              | 3.9   |
| Rebounds Per Game (249 ranked)            | Elizabeth Kitley | 14                  | 1    | 10.9                  | Angel Reese, LSU                | 15.8                    | Elizabeth Kitley, Virginia Tech   | 10.9  |
| Steals (147 ranked)                       |                  |                     |      |                       | Julia Martinez, Saint Louis     | 56                      | Dontavia Waggoner, Boston College | 54    |
|   |                  |                     |      |                       | Ania McNicholas, Cornell        | 56                      |                                   |       |
| Steals Per Game (147 ranked)              |                  |                     |      |                       | McKenna Hofschild, Colorado St. | 4.68                    | Dontavia Waggoner, Boston College | 3.18  |

# CARLEIGH WENZEL

## FRESHMAN 6-FOOT-0 GUARD

San Antonio, Texas (Antonian College Prep) • Major is sports media and analytics

# #1



### SEASON/CAREER BESTS

#### POINTS

Season -  
Career -

#### REBOUNDS

Season -  
Career -

#### ASSISTS

Season -  
Career -

#### BLOCKS

Season -  
Career -

#### STEALS

Season -  
Career -

#### MINUTES

Season -  
Career -

#### FIELD GOALS MADE

Season -  
Career -

#### FIELD GOALS ATTEMPTED

Season -  
Career -

#### 3-PT. FIELD GOALS MADE

Season -  
Career -

#### 3-PT. FIELD GOALS ATTEMPTED

Season -  
Career -

#### FREE THROWS MADE

Season -  
Career -

#### FREE THROWS ATTEMPTED

Season -  
Career -

### PRIOR TO TECH

- In her prep career at O'Connor High School she played for two seasons scoring over 1,000 points with a career-high 37 in the first round of the playoff her sophomore season. Wenzel was named the Express News Newcomer of the Year her freshman season and the team's Offensive MVP the following season. With Antonian, Wenzel reached the 1,500-point plateau and earned a plethora of accolades
- She is a four star, 94-rated talent according to ESPN HoopGurlz. The 44th-highest rated player in the class of 2022, Wenzel is the tenth-highest rated guard.

### QUOTING COACH BROOKS

- Carleigh is an elite shooter that plays with a confident flair. She can shoot the ball in a variety of ways and has outstanding range. She played a significant role on one of the best AAU teams I saw this summer. I can't wait to see the impact she makes on our program.

### WENZEL TO EARN REDSHIRT

- Kenny Brooks announced on Nov. 7, 2022 that Wenzel would redshirt during her freshman season.

### 2022-23 GAME-BY-GAME STATS

| OPPONENT           | DATE    | GP  | GS | MIN | FG-FGA | PCT | 3FG-FGA | PCT | FT-FTA | PCT | OFF | DEF | TOT | A | T/O | BLK | STL | PTS |  |
|--------------------|---------|-----|----|-----|--------|-----|---------|-----|--------|-----|-----|-----|-----|---|-----|-----|-----|-----|--|
| Mount St. Mary's   | Nov. 7  | DNP |    |     |        |     |         |     |        |     |     |     |     |   |     |     |     |     |  |
| Bucknell           | Nov. 11 | DNP |    |     |        |     |         |     |        |     |     |     |     |   |     |     |     |     |  |
| USC Upstate        | Nov. 14 | DNP |    |     |        |     |         |     |        |     |     |     |     |   |     |     |     |     |  |
| vs. Kentucky       | Nov. 21 | DNP |    |     |        |     |         |     |        |     |     |     |     |   |     |     |     |     |  |
| vs. Missouri       | Nov. 23 | DNP |    |     |        |     |         |     |        |     |     |     |     |   |     |     |     |     |  |
| Longwood           | Nov. 27 | DNP |    |     |        |     |         |     |        |     |     |     |     |   |     |     |     |     |  |
| Nebraska           | Dec. 1  | DNP |    |     |        |     |         |     |        |     |     |     |     |   |     |     |     |     |  |
| at Tennessee       | Dec. 4  | DNP |    |     |        |     |         |     |        |     |     |     |     |   |     |     |     |     |  |
| at Boston College* | Dec. 7  | DNP |    |     |        |     |         |     |        |     |     |     |     |   |     |     |     |     |  |
| UNC Asheville      | Dec. 11 | DNP |    |     |        |     |         |     |        |     |     |     |     |   |     |     |     |     |  |
| Notre Dame*        | Dec. 18 | DNP |    |     |        |     |         |     |        |     |     |     |     |   |     |     |     |     |  |
| at High Point      | Dec. 21 | DNP |    |     |        |     |         |     |        |     |     |     |     |   |     |     |     |     |  |
| at Clemson*        | Dec. 29 | DNP |    |     |        |     |         |     |        |     |     |     |     |   |     |     |     |     |  |
| North Carolina*    | Jan. 1  | DNP |    |     |        |     |         |     |        |     |     |     |     |   |     |     |     |     |  |
| Virginia*          | Jan. 5  | DNP |    |     |        |     |         |     |        |     |     |     |     |   |     |     |     |     |  |
| at Miami*          | Jan. 8  |     |    |     |        |     |         |     |        |     |     |     |     |   |     |     |     |     |  |
| Louisville*        | Jan. 12 |     |    |     |        |     |         |     |        |     |     |     |     |   |     |     |     |     |  |
| at Pitt*           | Jan. 19 |     |    |     |        |     |         |     |        |     |     |     |     |   |     |     |     |     |  |
| Wake Forest*       | Jan. 22 |     |    |     |        |     |         |     |        |     |     |     |     |   |     |     |     |     |  |
| at Duke*           | Jan. 26 |     |    |     |        |     |         |     |        |     |     |     |     |   |     |     |     |     |  |
| at Virginia*       | Jan. 29 |     |    |     |        |     |         |     |        |     |     |     |     |   |     |     |     |     |  |
| Syracuse*          | Feb. 2  |     |    |     |        |     |         |     |        |     |     |     |     |   |     |     |     |     |  |
| at NC State*       | Feb. 6  |     |    |     |        |     |         |     |        |     |     |     |     |   |     |     |     |     |  |
| Florida State*     | Feb. 12 |     |    |     |        |     |         |     |        |     |     |     |     |   |     |     |     |     |  |
| Duke*              | Feb. 16 |     |    |     |        |     |         |     |        |     |     |     |     |   |     |     |     |     |  |
| NC State*          | Feb. 19 |     |    |     |        |     |         |     |        |     |     |     |     |   |     |     |     |     |  |
| at North Carolina* | Feb. 23 |     |    |     |        |     |         |     |        |     |     |     |     |   |     |     |     |     |  |
| at Georgia Tech*   | Feb. 26 |     |    |     |        |     |         |     |        |     |     |     |     |   |     |     |     |     |  |

### PRODUCTION TRACKER

|                      | This Season | Career |
|----------------------|-------------|--------|
| Scored 10+ Points    | 0           | 0      |
| Scored 20+ Points    | 0           | 0      |
| Scored 30+ Points    | 0           | 0      |
| Led Tech in Scoring  | 0           | 0      |
| Made 5+ 3FGs         | 0           | 0      |
| Led Tech in 3FGM     | 0           | 0      |
| Shot over 40% on 3FG | 0           | 0      |
| Had a Double-Double  | 0           | 0      |
| Had 5+ Assists       | 0           | 0      |
| Had Multiple Steals  | 0           | 0      |



### CAREER STATS

|         | GP-GS | MIN | AVG | FG-FGA | FG%  | 3FG-FGA | 3FG% | FT-FTA | FT%  | OFF-DEF-TOT | AVG | AST | AVG | TO | BLK | STL | PTS | AVG |
|---------|-------|-----|-----|--------|------|---------|------|--------|------|-------------|-----|-----|-----|----|-----|-----|-----|-----|
| 2022-23 | 0-0   | 0   | 0.0 | 0-0    | .000 | 0-0     | .000 | 0-0    | .000 | 0-0-0       | 0.0 | 0   | 0.0 | 0  | 0   | 0   | 0   | 0.0 |
| TOTAL   | 0-0   | 0   | 0.0 | 0-0    | .000 | 0-0     | .000 | 0-0    | .000 | 0-0-0       | 0.0 | 0   | 0.0 | 0  | 0   | 0   | 0   | 0.0 |

# CHLOE BROOKS

## R-SENIOR 5-FOOT-10 GUARD

Harrisonburg, VA (Spotswood) • Program of study is a Master's of public health

# #3



### SEASON/CAREER BESTS

#### POINTS

Season -  
Career 3, vs. Miami (2/2/20)

#### REBOUNDS

Season -  
Career 3, vs. Gardner-Webb (12/6/20)

#### ASSISTS

Season -  
Career 3, vs. Richmond (11/25/20)

#### BLOCKS

Season -  
Career 1 (2x), last vs. G-Webb (12/6/20)

#### STEALS

Season -  
Career Never

#### MINUTES

Season -  
Career 10, vs. Gardner-Webb (12/6/20)

#### FIELD GOALS MADE

Season -  
Career 1, vs. Miami (2/2/20)

#### FIELD GOALS ATTEMPTED

Season -  
Career 2, vs. Richmond (11/25/20)

#### 3-PT. FIELD GOALS MADE

Season -  
Career 1, vs. Miami (2/2/20)

#### 3-PT. FIELD GOALS ATTEMPTED

Season -  
Career 2, vs. Richmond (11/25/20)

#### FREE THROWS MADE

Season -  
Career Never

#### FREE THROWS ATTEMPTED

Season -  
Career Never

### 2021-22 (R-JUNIOR)

- Did not feature on the court for the Hokies.

### 2020-21 (R-SOPHOMORE)

- Appeared in seven games, playing a career-high 10 minutes in the Hokies' victory over Gardner-Webb where she pulled down three rebounds.
- Brooks had three assists in Tech's win over Richmond.

### 2020-21 (R-FRESHMAN)

- Made her first career appearance in a contest vs. Wichita State at the Coqui Classic in Puerto Rico.
- Knocked down her only shot attempt, a 3-pointer in transition in the win over Miami.

### 2020-21 (FRESHMAN)

- Sat out due to injury and earned a medical redshirt.

### PERSONAL

- Born on April 15, she is the second daughter of Kenny and Chrissy Brooks. She has three siblings, including Kendyl, a former guard on the Virginia Tech women's basketball team.
- Her uncle Cory Alexander played basketball at the University of Virginia before playing in the NBA and her father Kenny played hoops at James Madison.
- Brooks earned her degree in human development in December of 2021.

### 2022-23 GAME-BY-GAME STATS

| OPPONENT           | DATE    | GP  | GS | MIN | FG-FGA | PCT | 3FG-FGA | PCT | FT-FTA | PCT | OFF | DEF | TOT | A | T/O | BLK | STL | PTS |  |
|--------------------|---------|-----|----|-----|--------|-----|---------|-----|--------|-----|-----|-----|-----|---|-----|-----|-----|-----|--|
| Mount St. Mary's   | Nov. 7  | DNP |    |     |        |     |         |     |        |     |     |     |     |   |     |     |     |     |  |
| Bucknell           | Nov. 11 | DNP |    |     |        |     |         |     |        |     |     |     |     |   |     |     |     |     |  |
| USC Upstate        | Nov. 14 | DNP |    |     |        |     |         |     |        |     |     |     |     |   |     |     |     |     |  |
| vs. Kentucky       | Nov. 21 | DNP |    |     |        |     |         |     |        |     |     |     |     |   |     |     |     |     |  |
| vs. Missouri       | Nov. 23 | DNP |    |     |        |     |         |     |        |     |     |     |     |   |     |     |     |     |  |
| Longwood           | Nov. 27 | DNP |    |     |        |     |         |     |        |     |     |     |     |   |     |     |     |     |  |
| Nebraska           | Dec. 1  | DNP |    |     |        |     |         |     |        |     |     |     |     |   |     |     |     |     |  |
| at Tennessee       | Dec. 4  | DNP |    |     |        |     |         |     |        |     |     |     |     |   |     |     |     |     |  |
| at Boston College* | Dec. 7  | DNP |    |     |        |     |         |     |        |     |     |     |     |   |     |     |     |     |  |
| UNC Asheville      | Dec. 11 | DNP |    |     |        |     |         |     |        |     |     |     |     |   |     |     |     |     |  |
| Notre Dame*        | Dec. 18 | DNP |    |     |        |     |         |     |        |     |     |     |     |   |     |     |     |     |  |
| at High Point      | Dec. 21 | DNP |    |     |        |     |         |     |        |     |     |     |     |   |     |     |     |     |  |
| at Clemson*        | Dec. 29 | DNP |    |     |        |     |         |     |        |     |     |     |     |   |     |     |     |     |  |
| North Carolina*    | Jan. 1  | DNP |    |     |        |     |         |     |        |     |     |     |     |   |     |     |     |     |  |
| Virginia*          | Jan. 5  | DNP |    |     |        |     |         |     |        |     |     |     |     |   |     |     |     |     |  |
| at Miami*          | Jan. 8  |     |    |     |        |     |         |     |        |     |     |     |     |   |     |     |     |     |  |
| Louisville*        | Jan. 12 |     |    |     |        |     |         |     |        |     |     |     |     |   |     |     |     |     |  |
| at Pitt*           | Jan. 19 |     |    |     |        |     |         |     |        |     |     |     |     |   |     |     |     |     |  |
| Wake Forest*       | Jan. 22 |     |    |     |        |     |         |     |        |     |     |     |     |   |     |     |     |     |  |
| at Duke*           | Jan. 26 |     |    |     |        |     |         |     |        |     |     |     |     |   |     |     |     |     |  |
| at Virginia*       | Jan. 29 |     |    |     |        |     |         |     |        |     |     |     |     |   |     |     |     |     |  |
| Syracuse*          | Feb. 2  |     |    |     |        |     |         |     |        |     |     |     |     |   |     |     |     |     |  |
| at NC State*       | Feb. 6  |     |    |     |        |     |         |     |        |     |     |     |     |   |     |     |     |     |  |
| Florida State*     | Feb. 12 |     |    |     |        |     |         |     |        |     |     |     |     |   |     |     |     |     |  |
| Duke*              | Feb. 16 |     |    |     |        |     |         |     |        |     |     |     |     |   |     |     |     |     |  |
| NC State*          | Feb. 19 |     |    |     |        |     |         |     |        |     |     |     |     |   |     |     |     |     |  |
| at North Carolina* | Feb. 23 |     |    |     |        |     |         |     |        |     |     |     |     |   |     |     |     |     |  |
| at Georgia Tech*   | Feb. 26 |     |    |     |        |     |         |     |        |     |     |     |     |   |     |     |     |     |  |

### PRODUCTION TRACKER

|                      | This Season | Career |
|----------------------|-------------|--------|
| Scored 10+ Points    | -           | 0      |
| Scored 20+ Points    | -           | 0      |
| Scored 30+ Points    | -           | 0      |
| Led Tech in Scoring  | -           | 0      |
| Made 5+ 3FGs         | -           | 0      |
| Led Tech in 3FGM     | -           | 0      |
| Shot over 40% on 3FG | -           | 1      |
| Had a Double-Double  | -           | 0      |
| Had 5+ Assists       | -           | 0      |
| Had Multiple Steals  | -           | 0      |



### CAREER STATS

|         | GP-GS | MIN | AVG | FG-FGA | FG%   | 3FG-FGA | 3FG%  | FT-FTA | FT%  | OFF-DEF-TOT | AVG | AST | AVG | TO | BLK | STL | PTS | AVG |
|---------|-------|-----|-----|--------|-------|---------|-------|--------|------|-------------|-----|-----|-----|----|-----|-----|-----|-----|
| 2018-19 | 0-0   | 0.0 | 0.0 | 0-0    | .000  | 0-0     | .000  | 0-0    | .000 | 0-0-0       | 0.0 | 0   | 0.0 | 0  | 0   | 0   | 0   | 0.0 |
| 2019-20 | 4-0   | 12  | 3.0 | 1-1    | 1.000 | 1-1     | 1.000 | 0-0    | .000 | 0-1-1       | 0.3 | 1   | 0.3 | 1  | 0   | 0   | 3   | 0.8 |
| 2020-21 | 7-0   | 35  | 5.0 | 0-5    | .000  | 0-5     | .000  | 0-0    | .000 | 1-3-4       | 0.6 | 4   | 0.6 | 3  | 2   | 0   | 0   | 0.0 |
| 2021-22 | 0-0   | 0   | 0.0 | 0-0    | .000  | 0-0     | .000  | 0-0    | .000 | 0-0-0       | 0.0 | 0   | 0.0 | 0  | 0   | 0   | 0   | 0.0 |
| TOTAL   | 11-0  | 47  | 4.3 | 1-6    | .167  | 1-6     | .167  | 0-0    | .000 | 1-4-5       | 0.5 | 5   | 0.5 | 4  | 2   | 0   | 3   | 0.3 |



### SEASON/CAREER BESTS

#### POINTS

Season 24 (2x), last vs. UNC (1/1/23)  
 Career 24 (2x), last vs. UNC (1/1/23)

#### REBOUNDS

Season 10, vs. Nebraska (12/1/22)  
 Career 10, vs. Nebraska (12/1/22)

#### ASSISTS

Season 11, vs. Nebraska (12/1/22)  
 Career 11, vs. Nebraska (12/1/22)

#### BLOCKS

Season -  
 Career 2, vs. North Carolina (1/31/21)

#### STEALS

Season 3, vs. USC Upstate (11/14/22)  
 Career 4, at Miami (2/11/21)

#### MINUTES

Season 40 (2x), last vs. UNC (1/1/23)  
 Career 45, vs. UNC (3/4/22)

#### FIELD GOALS MADE

Season 8, vs. Nebraska (12/1/22)  
 Career 9, at Notre Dame (12/17/20)

#### FIELD GOALS ATTEMPTED

Season 20, vs. Notre Dame (12/18/22)  
 Career 20, vs. Notre Dame (12/18/22)

#### 3-PT. FIELD GOALS MADE

Season 6, vs. UNC (1/1/23)  
 Career 6, vs. UNC (1/1/23)

#### 3-PT. FIELD GOALS ATTEMPTED

Season 14, vs. UNC (1/1/23)  
 Career 14, vs. UNC (1/1/23)

#### FREE THROWS MADE

Season 4 (7x), last vs. UNC (1/1/23)  
 Career 6, vs. UNC (3/4/22)

#### FREE THROWS ATTEMPTED

Season 6, vs. Nebraska (12/1/22)  
 Career 6 (3x), last vs. Nebraska (12/1/22)

### CAREER HONORS

- Ranks sixth at VT in 3FG (165)
- Recorded the program's first triple-double on Dec. 1, 2022 vs. Nebraska. She finished with 24 points, 10 rebounds and 11 assists, career highs in each category.
- Had her first career double-double on Dec. 11, 2022 vs. UNC Asheville.
- First Team ACC All-Tournament Team (the program's first ever First Teamer at the competition)
- 2022 Honorable Mention All-ACC
- ACC Co-Player of the Week Feb. 14, 2022
- 2021 ACC All-Freshman Team
- Two-time ACC All-Academic Team

### 2021-22 (SOPHOMORE)

- Ranked second in the ACC in assists at 4.4 assists per game.
- Scored in double figures 19 times and recorded 20+ five times.

### 2020-21 (FRESHMAN)

- Started in 23 of 25 games, averaging 11.8 points, 4.6 assists and 2.4 rebounds.

### 2022-23 GAME-BY-GAME STATS

| OPPONENT           | DATE    | GP | GS | MIN   | FG-FGA | PCT  | 3FG-FGA | PCT  | FT-FTA | PCT   | OFF | DEF | TOT | A  | T/O | BLK | STL | PTS |
|--------------------|---------|----|----|-------|--------|------|---------|------|--------|-------|-----|-----|-----|----|-----|-----|-----|-----|
| Mount St. Mary's   | Nov. 7  | Y  | Y  | 32:03 | 4-7    | .571 | 2-3     | .666 | 1-2    | .500  | 1   | 5   | 6   | 9  | 5   | 0   | 0   | 11  |
| Bucknell           | Nov. 11 | Y  | Y  | 26:43 | 3-10   | .300 | 2-7     | .286 | 3-4    | .750  | 0   | 2   | 2   | 4  | 2   | 0   | 1   | 11  |
| USC Upstate        | Nov. 14 | Y  | Y  | 25:01 | 5-14   | .357 | 1-8     | .125 | 0-0    | .000  | 1   | 1   | 2   | 4  | 0   | 0   | 3   | 11  |
| vs. Kentucky       | Nov. 21 | Y  | Y  | 37:22 | 4-11   | .363 | 2-6     | .333 | 4-5    | .800  | 0   | 1   | 1   | 4  | 4   | 0   | 1   | 14  |
| vs. Missouri       | Nov. 23 | Y  | Y  | 38:28 | 4-12   | .333 | 3-8     | .375 | 4-4    | 1.000 | 0   | 3   | 3   | 6  | 1   | 0   | 0   | 15  |
| Longwood           | Nov. 27 | Y  | Y  | 29:05 | 2-8    | .250 | 2-7     | .285 | 1-2    | .500  | 0   | 2   | 2   | 7  | 3   | 0   | 1   | 7   |
| Nebraska           | Dec. 1  | Y  | Y  | 39:40 | 8-15   | .530 | 4-10    | .400 | 4-6    | .666  | 2   | 8   | 10  | 11 | 1   | 0   | 0   | 24  |
| at Tennessee       | Dec. 4  | Y  | Y  | 35:18 | 2-14   | .142 | 2-12    | .166 | 4-5    | .800  | 0   | 4   | 4   | 7  | 6   | 0   | 1   | 10  |
| at Boston College* | Dec. 7  | Y  | Y  | 40:00 | 2-5    | .400 | 0-1     | .000 | 4-4    | 1.000 | 0   | 1   | 1   | 5  | 1   | 0   | 0   | 8   |
| UNC Asheville      | Dec. 11 | Y  | Y  | 31:04 | 4-11   | .363 | 2-9     | .222 | 0-0    | .000  | 0   | 3   | 3   | 10 | 3   | 0   | 2   | 10  |
| Notre Dame*        | Dec. 18 | Y  | Y  | 35:29 | 8-20   | .400 | 4-11    | .363 | 0-0    | .000  | 1   | 1   | 2   | 4  | 3   | 0   | 0   | 20  |
| at High Point      | Dec. 21 | Y  | Y  | 30:45 | 3-9    | .333 | 1-6     | .166 | 2-2    | 1.000 | 0   | 0   | 0   | 1  | 0   | 0   | 1   | 9   |
| at Clemson*        | Dec. 29 | Y  | Y  | 39:32 | 5-12   | .416 | 3-11    | .272 | 1-2    | .500  | 0   | 2   | 2   | 3  | 2   | 0   | 1   | 14  |
| North Carolina*    | Jan. 1  | Y  | Y  | 40:00 | 7-17   | .411 | 6-14    | .428 | 4-5    | .800  | 0   | 2   | 2   | 6  | 7   | 0   | 0   | 24  |
| Virginia*          | Jan. 5  | Y  | Y  | 38:47 | 8-17   | .470 | 4-10    | .400 | 4-4    | 1.000 | 0   | 4   | 4   | 1  | 1   | 0   | 0   | 22  |
| at Miami*          | Jan. 8  |    |    |       |        |      |         |      |        |       |     |     |     |    |     |     |     |     |
| Louisville*        | Jan. 12 |    |    |       |        |      |         |      |        |       |     |     |     |    |     |     |     |     |
| at Pitt*           | Jan. 19 |    |    |       |        |      |         |      |        |       |     |     |     |    |     |     |     |     |
| Wake Forest*       | Jan. 22 |    |    |       |        |      |         |      |        |       |     |     |     |    |     |     |     |     |
| at Duke*           | Jan. 26 |    |    |       |        |      |         |      |        |       |     |     |     |    |     |     |     |     |
| at Virginia*       | Jan. 29 |    |    |       |        |      |         |      |        |       |     |     |     |    |     |     |     |     |
| Syracuse*          | Feb. 2  |    |    |       |        |      |         |      |        |       |     |     |     |    |     |     |     |     |
| at NC State*       | Feb. 6  |    |    |       |        |      |         |      |        |       |     |     |     |    |     |     |     |     |
| Florida State*     | Feb. 12 |    |    |       |        |      |         |      |        |       |     |     |     |    |     |     |     |     |
| Duke*              | Feb. 16 |    |    |       |        |      |         |      |        |       |     |     |     |    |     |     |     |     |
| NC State*          | Feb. 19 |    |    |       |        |      |         |      |        |       |     |     |     |    |     |     |     |     |
| at North Carolina* | Feb. 23 |    |    |       |        |      |         |      |        |       |     |     |     |    |     |     |     |     |
| at Georgia Tech*   | Feb. 26 |    |    |       |        |      |         |      |        |       |     |     |     |    |     |     |     |     |

### PRODUCTION TRACKER

|                      | This Season | Career |
|----------------------|-------------|--------|
| Scored 10+ Points    | 12          | 42     |
| Scored 20+ Points    | 4           | 11     |
| Scored 30+ Points    | 0           | 0      |
| Led Tech in Scoring  | 4           | 13     |
| Made 5+ 3FGs         | 1           | 5      |
| Led Tech in 3FGM     | 7           | 24     |
| Shot over 40% on 3FG | 4           | 36     |
| Had a Double-Double  | 1           | 1      |
| Had 5+ Assists       | 8           | 38     |
| Had Multiple Steals  | 2           | 15     |



### CAREER STATS

|              | GP-GS        | MIN         | AVG         | FG-FGA         | FG%         | 3FG-FGA        | 3FG%        | FT-FTA         | FT%         | OFF-DEF-TOT       | AVG        | AST        | AVG        | TO         | BLK      | STL       | PTS        | AVG         |
|--------------|--------------|-------------|-------------|----------------|-------------|----------------|-------------|----------------|-------------|-------------------|------------|------------|------------|------------|----------|-----------|------------|-------------|
| 2020-21      | 25-23        | 788         | 31.5        | 102-262        | .389        | 57-144         | .396        | 34-41          | .829        | 8-52-60           | 2.4        | 115        | 4.6        | 75         | 4        | 20        | 295        | 11.8        |
| 2021-22      | 33-33        | 1095        | 33.2        | 129-320        | .403        | 70-175         | .400        | 40-50          | .800        | 4-75-79           | 2.3        | 145        | 4.4        | 76         | 1        | 32        | 368        | 11.1        |
| 2022-23      | 15-15        | 520         | 34.6        | 68-182         | .374        | 38-123         | .309        | 36-45          | .800        | 5-39-44           | 2.9        | 82         | 5.5        | 39         | 0        | 11        | 210        | 14.0        |
| <b>TOTAL</b> | <b>73-71</b> | <b>2403</b> | <b>32.9</b> | <b>299-764</b> | <b>.391</b> | <b>165-442</b> | <b>.373</b> | <b>110-136</b> | <b>.809</b> | <b>17-166-183</b> | <b>2.5</b> | <b>342</b> | <b>4.7</b> | <b>190</b> | <b>5</b> | <b>63</b> | <b>873</b> | <b>12.0</b> |

# CHARLISE DUNN



## SEASON/CAREER BESTS

### POINTS

Season 5, vs. Mount St. Mary's (11/7/22)  
Career same

### REBOUNDS

Season 1, vs. Mount St. Mary's (11/7/22)  
Career same

### ASSISTS

Season -  
Career same

### BLOCKS

Season 1 (2x), last vs. UNCA (12/11/22)  
Career same

### STEALS

Season 1 (3x), last vs. UNCA (12/11/22)  
Career same

### MINUTES

Season 15, vs. USC Upstate (11/14/22)  
Career same

### FIELD GOALS MADE

Season 1 (5x), last vs. Nebraska (12/1/22)  
Career same

### FIELD GOALS ATTEMPTED

Season 3 (2x), last vs. Nebraska (12/1/22)  
Career same

### 3-PT. FIELD GOALS MADE

Season 1 (2x), last vs. USC Upstate (11/14/22)  
Career same

### 3-PT. FIELD GOALS ATTEMPTED

Season 2 (4x), last vs. UNCA (12/11/22)  
Career same

### FREE THROWS MADE

Season 2, vs. Mount St. Mary's (11/7/22)  
Career same

### FREE THROWS ATTEMPTED

Season 2, vs. Mount St. Mary's (11/7/22)  
Career same

## CAREER STATS

|              | GP-GS      | MIN       | AVG        | FG-FGA      | FG%         | 3FG-FGA     | 3FG%        | FT-FTA     | FT%          | OFF-DEF-TOT  | AVG        | AST      | AVG        | TO       | BLK      | STL      | PTS       | AVG        |
|--------------|------------|-----------|------------|-------------|-------------|-------------|-------------|------------|--------------|--------------|------------|----------|------------|----------|----------|----------|-----------|------------|
| 2022-23      | 9-0        | 59        | 6.5        | 5-14        | .357        | 2-11        | .182        | 3-3        | 1.000        | 0-2-2        | 0.3        | 0        | 0.0        | 2        | 2        | 3        | 15        | 1.7        |
| <b>TOTAL</b> | <b>9-0</b> | <b>59</b> | <b>6.5</b> | <b>5-14</b> | <b>.357</b> | <b>2-11</b> | <b>.182</b> | <b>3-3</b> | <b>1.000</b> | <b>0-2-2</b> | <b>0.3</b> | <b>0</b> | <b>0.0</b> | <b>2</b> | <b>2</b> | <b>3</b> | <b>15</b> | <b>1.7</b> |

## FRESHMAN 6-FOOT-2 GUARD

Victoria, Australia (Lake Ginninderra) • Major is human nutrition, foods and exercise

# #10

### NICKNAME

- Known around the program as "Charli" or "Chuck"

### 2021-22 (GRAYSHIRT)

- Enrolled at VT in January of 2022 and practiced with the team.

### PRIOR TO TECH

- Dunn helped the U-15 Australian Sapphires in the Oceania qualifiers win gold as she was named tournament MVP. In 2019 Dunn suited up for the U-17 Australian Gems in Oceania qualifiers as the team took home the gold. She also earned calls up to the U-16 and U-17 teams in 2020 for both the Asia qualifiers and World Cup that were

not contested due to COVID-19. Most recently Dunn and the U-19 Australia Gems won silver at the World Cup in 2021. She is the ninth-ranked international player in the class according to World Wide Hoops.

### QUOTING COACH BROOKS

- Charlise is a special player because of her ability to play multiple positions. At her size, her ability to pass the ball and score in a variety of ways will cause many mismatches. Charlise is a very experienced player and has competed at the highest level as a member of several Australian national teams. I am excited to add another Aussie to the group!

### 2022-23 GAME-BY-GAME STATS

| OPPONENT           | DATE    | GP  | GS | MIN   | FG-FGA | PCT   | 3FG-FGA | PCT  | FT-FTA | PCT   | OFF | DEF | TOT | A | T/O | BLK | STL | PTS |
|--------------------|---------|-----|----|-------|--------|-------|---------|------|--------|-------|-----|-----|-----|---|-----|-----|-----|-----|
| Mount St. Mary's   | Nov. 7  | Y   | N  | 8:27  | 1-2    | .500  | 1-2     | .500 | 2-2    | 1.000 | 0   | 1   | 1   | 0 | 0   | 0   | 0   | 5   |
| Bucknell           | Nov. 11 | Y   | N  | 4:33  | 1-3    | .333  | 0-2     | .000 | 0-0    | .000  | 0   | 0   | 0   | 0 | 0   | 0   | 0   | 2   |
| USC Upstate        | Nov. 14 | Y   | N  | 14:19 | 1-2    | .500  | 1-2     | .500 | 0-0    | .000  | 0   | 0   | 0   | 0 | 2   | 0   | 1   | 3   |
| vs. Kentucky       | Nov. 21 | DNP |    |       |        |       |         |      |        |       |     |     |     |   |     |     |     |     |
| vs. Missouri       | Nov. 23 | DNP |    |       |        |       |         |      |        |       |     |     |     |   |     |     |     |     |
| Longwood           | Nov. 27 | Y   | N  | 8:41  | 1-1    | 1.000 | 0-0     | .000 | 0-0    | .000  | 0   | 1   | 1   | 0 | 0   | 1   | 0   | 2   |
| Nebraska           | Dec. 1  | Y   | N  | 8:20  | 1-3    | .333  | 0-2     | .000 | 1-1    | 1.000 | 0   | 0   | 0   | 0 | 0   | 0   | 1   | 3   |
| at Tennessee       | Dec. 4  | Y   | N  | 1:05  | 0-1    | .000  | 0-1     | .000 | 0-0    | .000  | 0   | 0   | 0   | 0 | 0   | 0   | 0   | 0   |
| at Boston College* | Dec. 7  | Y   | N  | 0:14  | 0-0    | .000  | 0-1     | .000 | 0-0    | .000  | 0   | 0   | 0   | 0 | 0   | 0   | 0   | 0   |
| UNC Asheville      | Dec. 11 | Y   | N  | 12:21 | 0-2    | .000  | 0-2     | .000 | 0-0    | .000  | 0   | 0   | 0   | 0 | 0   | 1   | 1   | 0   |
| Notre Dame*        | Dec. 18 | DNP |    |       |        |       |         |      |        |       |     |     |     |   |     |     |     |     |
| at High Point      | Dec. 21 | Y   | N  | 0:42  | 0-0    | .000  | 0-0     | .000 | 0-0    | .000  | 0   | 0   | 0   | 0 | 0   | 0   | 0   | 0   |
| at Clemson*        | Dec. 29 | DNP |    |       |        |       |         |      |        |       |     |     |     |   |     |     |     |     |
| North Carolina*    | Jan. 1  | DNP |    |       |        |       |         |      |        |       |     |     |     |   |     |     |     |     |
| Virginia*          | Jan. 5  | DNP |    |       |        |       |         |      |        |       |     |     |     |   |     |     |     |     |
| at Miami*          | Jan. 8  |     |    |       |        |       |         |      |        |       |     |     |     |   |     |     |     |     |
| Louisville*        | Jan. 12 |     |    |       |        |       |         |      |        |       |     |     |     |   |     |     |     |     |
| at Pitt*           | Jan. 19 |     |    |       |        |       |         |      |        |       |     |     |     |   |     |     |     |     |
| Wake Forest*       | Jan. 22 |     |    |       |        |       |         |      |        |       |     |     |     |   |     |     |     |     |
| at Duke*           | Jan. 26 |     |    |       |        |       |         |      |        |       |     |     |     |   |     |     |     |     |
| at Virginia*       | Jan. 29 |     |    |       |        |       |         |      |        |       |     |     |     |   |     |     |     |     |
| Syracuse*          | Feb. 2  |     |    |       |        |       |         |      |        |       |     |     |     |   |     |     |     |     |
| at NC State*       | Feb. 6  |     |    |       |        |       |         |      |        |       |     |     |     |   |     |     |     |     |
| Florida State*     | Feb. 12 |     |    |       |        |       |         |      |        |       |     |     |     |   |     |     |     |     |
| Duke*              | Feb. 16 |     |    |       |        |       |         |      |        |       |     |     |     |   |     |     |     |     |
| NC State*          | Feb. 19 |     |    |       |        |       |         |      |        |       |     |     |     |   |     |     |     |     |
| at North Carolina* | Feb. 23 |     |    |       |        |       |         |      |        |       |     |     |     |   |     |     |     |     |
| at Georgia Tech*   | Feb. 26 |     |    |       |        |       |         |      |        |       |     |     |     |   |     |     |     |     |

### PRODUCTION TRACKER

|                      | This Season | Career |
|----------------------|-------------|--------|
| Scored 10+ Points    | 0           | 0      |
| Scored 20+ Points    | 0           | 0      |
| Scored 30+ Points    | 0           | 0      |
| Led Tech in Scoring  | 0           | 0      |
| Made 5+ 3FGs         | 0           | 0      |
| Led Tech in 3FGM     | 0           | 0      |
| Shot over 40% on 3FG | 2           | 2      |
| Had a Double-Double  | 0           | 0      |
| Had 5+ Assists       | 0           | 0      |
| Had Multiple Steals  | 0           | 0      |





# D'ASIA GREGG

## R-SENIOR 6-FOOT-2 FORWARD

Florence, SC (Wilson High/Georgia Tech/Gulf Coast State) • Majoring in public health

# #11



### SEASON/VT CAREER BESTS

| POINTS                      |                                     |
|-----------------------------|-------------------------------------|
| Season                      | 11, vs. UNC (1/1/23)                |
| Career                      | 13, vs. Miami (3/4/21)              |
| REBOUNDS                    |                                     |
| Season                      | 10 (2x), last vs. UVA (1/5/23)      |
| Career                      | 12, at Syracuse (2/17/22)           |
| ASSISTS                     |                                     |
| Season                      | 5, at Boston College (12/7/22)      |
| Career                      | 5, at Boston College (12/7/22)      |
| BLOCKS                      |                                     |
| Season                      | 1 (4x), last vs. UNC (1/1/23)       |
| Career                      | 1 (5x), last vs. UNC (1/1/23)       |
| STEALS                      |                                     |
| Season                      | 1 (3x), last at Tennessee (12/4/22) |
| Career                      | 1 (4x), last at Tennessee (12/4/22) |
| MINUTES                     |                                     |
| Season                      | 33:00, vs. UNC (1/1/23)             |
| Career                      | 33:00, vs. UNC (1/1/23)             |
| FIELD GOALS MADE            |                                     |
| Season                      | 4 (2x), last vs. UVA (1/5/22)       |
| Career                      | 4, vs. UNC Asheville (12/11/22)     |
| FIELD GOALS ATTEMPTED       |                                     |
| Season                      | 12, vs. UVA (1/5/23)                |
| Career                      | 12, vs. UVA (1/5/23)                |
| 3-PT. FIELD GOALS MADE      |                                     |
| Season                      | 2 (3x), last vs. UNC (1/1/23)       |
| Career                      | 2 (2x), last vs. UNC (1/1/23)       |
| 3-PT. FIELD GOALS ATTEMPTED |                                     |
| Season                      | 6, vs. UNC (1/1/23)                 |
| Career                      | 6, vs. UNC (1/1/23)                 |
| FREE THROWS MADE            |                                     |
| Season                      | 4, at Tennessee (12/4/22)           |
| Career                      | 6, vs. Miami (3/4/21)               |
| FREE THROWS ATTEMPTED       |                                     |
| Season                      | 6, at Tennessee (12/4/22)           |
| Career                      | 7, vs. Miami (3/4/21)               |

### NICKNAME

- Known around the program as “D Mo”

### 2021-22 (SENIOR)

- Played in 32 contests, coming off the bench in each game.
- Scored a season-high 10 points in OT win vs. UNC at the ACC Tournament.
- Led VT in rebounds four times, including each of last three games of the season.

### 2020-21 (JUNIOR)

- Gregg played in 17 contests, contributing 3.4 points and 3.6 rebounds.

- Recorded a double-double with season-high totals in points (13) and rebounds (10) in the Hokies' win at Miami.

### PRIOR TO TECH

- Gregg spent a season at Georgia Tech averaging 2.5 points and 1.2 rebounds before transferring to Gulf Coast State where she helped the Commodores to a top 10 ranking and a bye in the NJCAA Division I Women's National Championship.
- In 2019-20 she averaged 15.3 points per game while shooting 47% from the field and 6.1 rebounds per contest.

### 2022-23 GAME-BY-GAME STATS

| OPPONENT           | DATE    | GP | GS | MIN   | FG-FGA | PCT  | 3FG-FGA | PCT   | FT-FTA | PCT   | OFF | DEF | TOT | A | T/O | BLK | STL | PTS |
|--------------------|---------|----|----|-------|--------|------|---------|-------|--------|-------|-----|-----|-----|---|-----|-----|-----|-----|
| Mount St. Mary's   | Nov. 7  | Y  | N  | 17:37 | 0-0    | .000 | 0-0     | .000  | 0-0    | .000  | 0   | 3   | 3   | 0 | 1   | 0   | 0   | 0   |
| Bucknell           | Nov. 11 | Y  | N  | 14:37 | 0-0    | .000 | 0-0     | .000  | 0-0    | .000  | 1   | 4   | 5   | 0 | 0   | 0   | 1   | 0   |
| USC Upstate        | Nov. 14 | Y  | N  | 19:16 | 0-3    | .000 | 0-2     | .000  | 2-2    | 1.000 | 2   | 2   | 4   | 0 | 1   | 0   | 1   | 2   |
| vs. Kentucky       | Nov. 21 | Y  | N  | 10:18 | 0-0    | .000 | 0-0     | .000  | 0-0    | .000  | 1   | 2   | 3   | 0 | 4   | 0   | 0   | 0   |
| vs. Missouri       | Nov. 23 | Y  | N  | 20:49 | 3-4    | .750 | 1-2     | .500  | 1-2    | .500  | 1   | 3   | 4   | 0 | 1   | 0   | 0   | 8   |
| Longwood           | Nov. 27 | Y  | N  | 20:37 | 2-3    | .666 | 1-1     | 1.000 | 0-0    | .000  | 1   | 5   | 6   | 1 | 0   | 1   | 0   | 5   |
| Nebraska           | Dec. 1  | Y  | N  | 32:09 | 1-4    | .250 | 1-2     | .500  | 2-2    | 1.000 | 0   | 7   | 7   | 3 | 3   | 1   | 0   | 5   |
| at Tennessee       | Dec. 4  | Y  | N  | 19:56 | 2-4    | .500 | 2-4     | .500  | 4-6    | .666  | 1   | 3   | 4   | 1 | 2   | 0   | 1   | 10  |
| at Boston College* | Dec. 7  | Y  | N  | 25:55 | 2-5    | .400 | 0-2     | .000  | 0-0    | .000  | 2   | 5   | 7   | 5 | 3   | 1   | 0   | 4   |
| UNC Asheville      | Dec. 11 | Y  | N  | 24:08 | 4-6    | .666 | 2-3     | .666  | 0-0    | .000  | 1   | 6   | 7   | 2 | 1   | 0   | 0   | 10  |
| Notre Dame*        | Dec. 18 | Y  | N  | 20:56 | 1-6    | .166 | 0-3     | .000  | 0-0    | .000  | 1   | 4   | 5   | 1 | 2   | 0   | 0   | 2   |
| at High Point      | Dec. 21 | Y  | N  | 22:42 | 2-5    | .400 | 0-1     | .000  | 0-0    | .000  | 1   | 4   | 5   | 2 | 5   | 1   | 0   | 4   |
| at Clemson*        | Dec. 29 | Y  | N  | 21:00 | 2-5    | .400 | 1-1     | 1.000 | 0-0    | .000  | 0   | 3   | 3   | 0 | 4   | 0   | 0   | 5   |
| North Carolina*    | Jan. 1  | Y  | N  | 33:00 | 3-9    | .333 | 2-6     | .333  | 3-3    | 1.000 | 2   | 8   | 10  | 2 | 1   | 1   | 0   | 11  |
| Virginia*          | Jan. 5  | Y  | Y  | 33:03 | 4-12   | .333 | 0-3     | .000  | 2-2    | 1.000 | 1   | 9   | 10  | 1 | 6   | 1   | 2   | 10  |
| at Miami*          | Jan. 8  |    |    |       |        |      |         |       |        |       |     |     |     |   |     |     |     |     |
| Louisville*        | Jan. 12 |    |    |       |        |      |         |       |        |       |     |     |     |   |     |     |     |     |
| at Pitt*           | Jan. 19 |    |    |       |        |      |         |       |        |       |     |     |     |   |     |     |     |     |
| Wake Forest*       | Jan. 22 |    |    |       |        |      |         |       |        |       |     |     |     |   |     |     |     |     |
| at Duke*           | Jan. 26 |    |    |       |        |      |         |       |        |       |     |     |     |   |     |     |     |     |
| at Virginia*       | Jan. 29 |    |    |       |        |      |         |       |        |       |     |     |     |   |     |     |     |     |
| Syracuse*          | Feb. 2  |    |    |       |        |      |         |       |        |       |     |     |     |   |     |     |     |     |
| at NC State*       | Feb. 6  |    |    |       |        |      |         |       |        |       |     |     |     |   |     |     |     |     |
| Florida State*     | Feb. 12 |    |    |       |        |      |         |       |        |       |     |     |     |   |     |     |     |     |
| Duke*              | Feb. 16 |    |    |       |        |      |         |       |        |       |     |     |     |   |     |     |     |     |
| NC State*          | Feb. 19 |    |    |       |        |      |         |       |        |       |     |     |     |   |     |     |     |     |
| at North Carolina* | Feb. 23 |    |    |       |        |      |         |       |        |       |     |     |     |   |     |     |     |     |
| at Georgia Tech*   | Feb. 26 |    |    |       |        |      |         |       |        |       |     |     |     |   |     |     |     |     |

### PRODUCTION TRACKER

|                      | This Season | VT Career |
|----------------------|-------------|-----------|
| Scored 10+ Points    | 4           | 6         |
| Scored 20+ Points    | 0           | 0         |
| Scored 30+ Points    | 0           | 0         |
| Led Tech in Scoring  | 0           | 0         |
| Had 10+ Rebounds     | 2           | 5         |
| Led Tech in Rebounds | 2           | 7         |
| Had a Double-Double  | 2           | 3         |
| Had 5+ Assists       | 1           | 1         |
| Had Multiple Steals  | 1           | 1         |
| Had Multiple Blocks  | 0           | 1         |



### CAREER STATS

|              | GP-GS       | MIN         | AVG         | FG-FGA        | FG%         | 3FG-FGA       | 3FG%        | FT-FTA       | FT%         | OFF-DEF-TOT       | AVG        | AST       | AVG        | TO        | BLK       | STL       | PTS        | AVG        |
|--------------|-------------|-------------|-------------|---------------|-------------|---------------|-------------|--------------|-------------|-------------------|------------|-----------|------------|-----------|-----------|-----------|------------|------------|
| 2018-19      | 22-0        | 151         | 6.8         | 18-56         | .321        | 7-24          | .291        | 11-16        | .687        | 14-13-27          | 1.2        | 7         | 0.3        | 16        | 0         | 5         | 54         | 2.4        |
| 2020-21      | 17-0        | 274         | 16.1        | 16-49         | .327        | 7-27          | .259        | 18-22        | .818        | 14-47-61          | 3.6        | 15        | 0.8        | 13        | 1         | 1         | 57         | 3.4        |
| 2021-22      | 32-0        | 467         | 14.5        | 31-75         | .413        | 5-23          | .217        | 27-34        | .794        | 23-101-124        | 3.8        | 24        | 0.7        | 32        | 5         | 5         | 94         | 2.9        |
| 2022-23      | 15-1        | 337         | 22.4        | 26-66         | .393        | 10-30         | .300        | 14-17        | .823        | 15-68-83          | 5.5        | 18        | 1.2        | 34        | 6         | 5         | 76         | 5.1        |
| <b>TOTAL</b> | <b>86-1</b> | <b>1226</b> | <b>14.0</b> | <b>91-246</b> | <b>.369</b> | <b>29-104</b> | <b>.278</b> | <b>70-89</b> | <b>.786</b> | <b>66-229-295</b> | <b>3.4</b> | <b>64</b> | <b>0.7</b> | <b>95</b> | <b>12</b> | <b>16</b> | <b>281</b> | <b>3.2</b> |

# TAYLOR SOULE

## GRADUATE 5-FOOT-11 FORWARD

West Lebanon, New Hampshire (Kimball Union Academy/Boston College)

# #13



### SEASON/CAREER BESTS

#### POINTS

Season 24, at High Point (12/21/22)  
Career 33, Quinnipiac (3/21/22)

#### REBOUNDS

Season 7 (3x), last at HPU (12/21/22)  
Career 16 (2x), last vs. Quin (3/21/22)

#### ASSISTS

Season 4 (3x), last at Clemson (12/29/22)  
Career 6, at Syracuse (2/27/22)

#### BLOCKS

Season 1 (2x), last vs. UNC (1/1/23)  
Career 4, vs. Delaware St. (12/20/19)

#### STEALS

Season 4, vs. Mount St. Mary's (11/7/22)  
Career 5 (2x), last vs. Pitt (2/15/22)

#### MINUTES

Season 37, at Tennessee (12/4/22)  
Career 43, vs. NC State (2/10/22)

#### FIELD GOALS MADE

Season 11, at High Point (12/21/22)  
Career 14, vs. Quinnipiac (3/21/22)

#### FIELD GOALS ATTEMPTED

Season 18, at High Point (12/21/22)  
Career 21, vs. Pitt (2/25/21)

#### 3-PT. FIELD GOALS MADE

Season 2, vs. Nebraska (12/1/22)  
Career same

#### 3-PT. FIELD GOALS ATTEMPTED

Season 2 (3x), last vs. UNCA (12/11/22)  
Career 2 (4x), last vs. UNCA (12/11/22)

#### FREE THROWS MADE

Season 6 (2x), last vs. UNCA (12/11/22)  
Career 13, vs. UMass (11/29/20)

#### FREE THROWS ATTEMPTED

Season 7, vs. UNC Asheville (12/11/22)  
Career 16 (2x), last vs. UMass (11/29/20)

### PRIOR TO TECH

- Soule competed for the past four seasons at Boston College where she recorded 1,500 points and earned All-ACC honors in each of the past three years, including a Second Team nod in 2021-22 after averaging 16 points and 5.5 rebounds in 32 minutes of action per contest for the Eagles.
- In 2021-22, Soule led BC to a 21-12 record (10-8 in ACC) as they reached the Round of 16 in the WNIT. She scored in double figures in 30 games, posted 20 points or more nine times and dropped a career-high 33 in the penultimate game of the season vs Quinnipiac.

- For her 123-game career, Soule averages 13.4 points, 5.9 rebounds and shoots .504 from the field. The West Lebanon, New Hampshire native owns 17 career double-doubles and has started in 102 games.

### CAREER HONORS (BOSTON COLLEGE)

- Three-time All-ACC Third Team.
- 2020 ACC Most Improved Player.

### PERSONAL

- Born on Jan. 5, she is the daughter of Kate Soule and John McDermott.
- Earned a degree in communications from BC.

### 2022-23 GAME-BY-GAME STATS

| OPPONENT           | DATE    | GP | GS | MIN   | FG-FGA | PCT  | 3FG-FGA | PCT   | FT-FTA | PCT   | OFF | DEF | TOT | A | T/O | BLK | STL | PTS |
|--------------------|---------|----|----|-------|--------|------|---------|-------|--------|-------|-----|-----|-----|---|-----|-----|-----|-----|
| Mount St. Mary's   | Nov. 7  | Y  | Y  | 27:23 | 4-6    | .666 | 0-2     | .000  | 6-6    | 1.000 | 4   | 1   | 5   | 2 | 3   | 0   | 4   | 14  |
| Bucknell           | Nov. 11 | Y  | Y  | 25:47 | 2-8    | .250 | 0-1     | .000  | 2-4    | .500  | 4   | 0   | 4   | 1 | 0   | 0   | 1   | 6   |
| USC Upstate        | Nov. 14 | Y  | Y  | 19:41 | 4-6    | .666 | 0-2     | .000  | 2-3    | .666  | 4   | 2   | 6   | 4 | 1   | 0   | 2   | 10  |
| vs. Kentucky       | Nov. 21 | Y  | Y  | 26:29 | 7-12   | .583 | 0-0     | .000  | 1-1    | 1.000 | 5   | 2   | 7   | 1 | 3   | 0   | 1   | 15  |
| vs. Missouri       | Nov. 23 | Y  | Y  | 20:54 | 1-3    | .333 | 0-1     | .000  | 2-2    | 1.000 | 3   | 1   | 4   | 1 | 0   | 0   | 0   | 4   |
| Longwood           | Nov. 27 | Y  | Y  | 22:22 | 3-6    | .500 | 0-0     | .000  | 3-5    | .600  | 4   | 2   | 6   | 1 | 2   | 0   | 0   | 9   |
| Nebraska           | Dec. 1  | Y  | Y  | 30:50 | 6-9    | .666 | 2-2     | 1.000 | 4-4    | 1.000 | 3   | 2   | 5   | 1 | 2   | 0   | 0   | 18  |
| at Tennessee       | Dec. 4  | Y  | Y  | 36:59 | 2-4    | .500 | 0-1     | .000  | 0-1    | .000  | 4   | 3   | 7   | 4 | 0   | 0   | 1   | 4   |
| at Boston College* | Dec. 7  | Y  | Y  | 27:47 | 4-7    | .571 | 1-1     | 1.000 | 0-0    | .000  | 3   | 2   | 5   | 2 | 3   | 0   | 0   | 9   |
| UNC Asheville      | Dec. 11 | Y  | Y  | 27:03 | 7-10   | .700 | 1-2     | .500  | 6-7    | .857  | 3   | 2   | 5   | 2 | 1   | 0   | 1   | 21  |
| Notre Dame*        | Dec. 18 | Y  | Y  | 34:18 | 2-13   | .153 | 0-1     | .000  | 1-2    | .500  | 3   | 3   | 6   | 0 | 3   | 1   | 1   | 5   |
| at High Point      | Dec. 21 | Y  | Y  | 31:56 | 11-18  | .611 | 0-1     | .000  | 2-3    | .666  | 4   | 3   | 7   | 2 | 0   | 0   | 2   | 24  |
| at Clemson*        | Dec. 29 | Y  | Y  | 30:25 | 3-5    | .600 | 0-1     | .000  | 3-4    | .750  | 3   | 3   | 6   | 4 | 1   | 0   | 0   | 9   |
| North Carolina*    | Jan. 1  | Y  | Y  | 19:28 | 2-5    | .400 | 1-1     | 1.000 | 0-0    | .000  | 4   | 1   | 5   | 1 | 4   | 1   | 0   | 5   |
| Virginia*          | Jan. 5  | Y  | Y  | 37:23 | 8-17   | .470 | 0-2     | .000  | 2-4    | .500  | 3   | 7   | 10  | 2 | 2   | 0   | 0   | 18  |
| at Miami*          | Jan. 8  |    |    |       |        |      |         |       |        |       |     |     |     |   |     |     |     |     |
| Louisville*        | Jan. 12 |    |    |       |        |      |         |       |        |       |     |     |     |   |     |     |     |     |
| at Pitt*           | Jan. 19 |    |    |       |        |      |         |       |        |       |     |     |     |   |     |     |     |     |
| Wake Forest*       | Jan. 22 |    |    |       |        |      |         |       |        |       |     |     |     |   |     |     |     |     |
| at Duke*           | Jan. 26 |    |    |       |        |      |         |       |        |       |     |     |     |   |     |     |     |     |
| at Virginia*       | Jan. 29 |    |    |       |        |      |         |       |        |       |     |     |     |   |     |     |     |     |
| Syracuse*          | Feb. 2  |    |    |       |        |      |         |       |        |       |     |     |     |   |     |     |     |     |
| at NC State*       | Feb. 6  |    |    |       |        |      |         |       |        |       |     |     |     |   |     |     |     |     |
| Florida State*     | Feb. 12 |    |    |       |        |      |         |       |        |       |     |     |     |   |     |     |     |     |
| Duke*              | Feb. 16 |    |    |       |        |      |         |       |        |       |     |     |     |   |     |     |     |     |
| NC State*          | Feb. 19 |    |    |       |        |      |         |       |        |       |     |     |     |   |     |     |     |     |
| at North Carolina* | Feb. 23 |    |    |       |        |      |         |       |        |       |     |     |     |   |     |     |     |     |
| at Georgia Tech*   | Feb. 26 |    |    |       |        |      |         |       |        |       |     |     |     |   |     |     |     |     |

### PRODUCTION TRACKER

|                      | This Season | Career |
|----------------------|-------------|--------|
| Scored 10+ Points    | 7           | 82     |
| Scored 20+ Points    | 2           | 27     |
| Scored 30+ Points    | -           | 1      |
| Led Tech in Scoring  | -           | same   |
| Had 10+ Rebounds     | 1           | 21     |
| Led Tech in Rebounds | 3           | same   |
| Shot over 50% on FG  | 8           | 71     |
| Had a Double-Double  | 1           | 18     |
| Had 5+ Assists       | -           | 5      |
| Had Multiple Blocks  | -           | 7      |



### CAREER STATS

|              | GP-GS          | MIN         | AVG         | FG-FGA          | FG%         | 3FG-FGA     | 3FG%        | FT-FTA         | FT%         | OFF-DEF-TOT        | AVG        | AST        | AVG        | TO         | BLK       | STL        | PTS         | AVG         |
|--------------|----------------|-------------|-------------|-----------------|-------------|-------------|-------------|----------------|-------------|--------------------|------------|------------|------------|------------|-----------|------------|-------------|-------------|
| 2018-19      | 29-20          | 633         | 21.8        | 84-156          | .538        | 0-1         | .000        | 61-99          | .677        | 60-53-113          | 3.9        | 39         | 1.3        | 56         | 11        | 24         | 229         | 7.9         |
| 2019-20      | 32-30          | 879         | 27.5        | 163-302         | .540        | 0-5         | .000        | 139-193        | .611        | 97-148-245         | 7.7        | 42         | 1.3        | 66         | 14        | 38         | 465         | 14.5        |
| 2020-21      | 19-19          | 559         | 31.5        | 111-258         | .430        | 1-7         | .143        | 76-101         | .781        | 68-65-133          | 7.0        | 32         | 1.7        | 36         | 5         | 24         | 299         | 15.7        |
| 2021-22      | 33-33          | 1064        | 32.2        | 202-394         | .513        | 2-11        | .182        | 123-180        | .619        | 94-86-180          | 5.5        | 81         | 2.5        | 83         | 7         | 48         | 529         | 16.0        |
| 2022-23      | 15-15          | 419         | 27.9        | 66-129          | .511        | 5-16        | .312        | 34-46          | .739        | 54-34-88           | 5.8        | 28         | 1.8        | 25         | 2         | 16         | 171         | 11.4        |
| <b>TOTAL</b> | <b>128-117</b> | <b>3594</b> | <b>28.1</b> | <b>626-1239</b> | <b>.505</b> | <b>8-40</b> | <b>.200</b> | <b>433-619</b> | <b>.699</b> | <b>373-386-759</b> | <b>5.9</b> | <b>222</b> | <b>1.7</b> | <b>266</b> | <b>39</b> | <b>150</b> | <b>1693</b> | <b>13.2</b> |

# MADDIE VEJSICKY

## FRESHMAN 6-FOOT-0 GUARD

Newark, Ohio (Newark) • Majoring in fashion merchandising

# #14



### SEASON/CAREER BESTS

#### POINTS

Season 3, vs. UNC Asheville (12/11/22)  
Career same

#### REBOUNDS

Season 2, vs. USC Upstate (11/14/22)  
Career same

#### ASSISTS

Season -  
Career same

#### BLOCKS

Season -  
Career same

#### STEALS

Season 1, vs. USC Upstate (11/14/22)  
Career same

#### MINUTES

Season 4 (2x), last vs. UNCA (12/11/22)  
Career same

#### FIELD GOALS MADE

Season 1, vs. UNC Asheville (12/11/22)  
Career same

#### FIELD GOALS ATTEMPTED

Season 2, vs. UNC Asheville (12/11/22)  
Career same

#### 3-PT. FIELD GOALS MADE

Season 1, vs. UNC Asheville (12/11/22)  
Career same

#### 3-PT. FIELD GOALS ATTEMPTED

Season 1 (4x), last vs. UNCA (12/11/22)  
Career same

#### FREE THROWS MADE

Season -  
Career same

#### FREE THROWS ATTEMPTED

Season -  
Career same

### PRIOR TO TECH

- A three-year letter winner at Newark High School, she has been named to the conference's First Team, earned MVP honors at the Title Nine Tournament and has led her squad to a State Final Four and Championship game appearance. She owns a personal best 10 3-pointers in a single game and has the program record for 3's in a single season.
- Dan Olson from Collegiate Basketball Report ranks her 106 nationally and 20th at her position.

### QUOTING COACH BROOKS


- "Maddie is a very talented combo guard that will add depth to our guard group. Maddie is a knockdown shooter with crafty ball handling skills. Her work ethic and winning mentality stood out to me immediately during the recruiting process. Maddie will be a great addition to our backcourt."

### 2022-23 GAME-BY-GAME STATS

| OPPONENT           | DATE    | GP  | GS | MIN  | FG-FGA | PCT  | 3FG-FGA | PCT   | FT-FTA | PCT   | OFF | DEF | TOT | A | T/O | BLK | STL | PTS |
|--------------------|---------|-----|----|------|--------|------|---------|-------|--------|-------|-----|-----|-----|---|-----|-----|-----|-----|
| Mount St. Mary's   | Nov. 7  | DNP |    | 0    | 0-0    | .000 | 0-0     | .000  | 0-0    | .000  | 0   | 0   | 0   | 0 | 0   | 0   | 0   | 0   |
| Bucknell           | Nov. 11 | Y   | N  | 1:45 | 0-1    | .000 | 0-1     | .000  | 0-0    | .000  | 0   | 0   | 0   | 0 | 0   | 0   | 0   | 0   |
| USC Upstate        | Nov. 14 | Y   | N  | 3:37 | 0-1    | .000 | 0-1     | .000  | 0-0    | .000  | 1   | 1   | 2   | 0 | 2   | 0   | 1   | 0   |
| vs. Kentucky       | Nov. 21 | DNP |    |      |        |      |         |       |        |       |     |     |     |   |     |     |     |     |
| vs. Missouri       | Nov. 23 | DNP |    |      |        |      |         |       |        |       |     |     |     |   |     |     |     |     |
| Longwood           | Nov. 27 | Y   | N  | 2:32 | 0-1    | .000 | 0-1     | .000  | 0-0    | .000  | 0   | 0   | 0   | 0 | 0   | 0   | 0   | 0   |
| Nebraska           | Dec. 1  | DNP |    |      |        |      |         |       |        |       |     |     |     |   |     |     |     |     |
| at Tennessee       | Dec. 4  | DNP |    |      |        |      |         |       |        |       |     |     |     |   |     |     |     |     |
| at Boston College* | Dec. 7  | DNP |    |      |        |      |         |       |        |       |     |     |     |   |     |     |     |     |
| UNC Asheville      | Dec. 11 | Y   | N  | 3:47 | 1-2    | .500 | 1-1     | 1.000 | 0-0    | .000  | 0   | 1   | 1   | 1 | 0   | 0   | 0   | 3   |
| Notre Dame*        | Dec. 18 | DNP |    |      |        |      |         |       |        |       |     |     |     |   |     |     |     |     |
| at High Point      | Dec. 21 | Y   | N  | 1:46 | 0-0    | .000 | 0-0     | .000  | 2-2    | 1.000 | 0   | 0   | 0   | 0 | 0   | 0   | 0   | 0   |
| at Clemson*        | Dec. 29 | DNP |    |      |        |      |         |       |        |       |     |     |     |   |     |     |     |     |
| North Carolina*    | Jan. 1  | DNP |    |      |        |      |         |       |        |       |     |     |     |   |     |     |     |     |
| Virginia*          | Jan. 5  | DNP |    |      |        |      |         |       |        |       |     |     |     |   |     |     |     |     |
| at Miami*          | Jan. 8  |     |    |      |        |      |         |       |        |       |     |     |     |   |     |     |     |     |
| Louisville*        | Jan. 12 |     |    |      |        |      |         |       |        |       |     |     |     |   |     |     |     |     |
| at Pitt*           | Jan. 19 |     |    |      |        |      |         |       |        |       |     |     |     |   |     |     |     |     |
| Wake Forest*       | Jan. 22 |     |    |      |        |      |         |       |        |       |     |     |     |   |     |     |     |     |
| at Duke*           | Jan. 26 |     |    |      |        |      |         |       |        |       |     |     |     |   |     |     |     |     |
| at Virginia*       | Jan. 29 |     |    |      |        |      |         |       |        |       |     |     |     |   |     |     |     |     |
| Syracuse*          | Feb. 2  |     |    |      |        |      |         |       |        |       |     |     |     |   |     |     |     |     |
| at NC State*       | Feb. 6  |     |    |      |        |      |         |       |        |       |     |     |     |   |     |     |     |     |
| Florida State*     | Feb. 12 |     |    |      |        |      |         |       |        |       |     |     |     |   |     |     |     |     |
| Duke*              | Feb. 16 |     |    |      |        |      |         |       |        |       |     |     |     |   |     |     |     |     |
| NC State*          | Feb. 19 |     |    |      |        |      |         |       |        |       |     |     |     |   |     |     |     |     |
| at North Carolina* | Feb. 23 |     |    |      |        |      |         |       |        |       |     |     |     |   |     |     |     |     |
| at Georgia Tech*   | Feb. 26 |     |    |      |        |      |         |       |        |       |     |     |     |   |     |     |     |     |

### PRODUCTION TRACKER

|                      | This Season | Career |
|----------------------|-------------|--------|
| Scored 10+ Points    | 0           | 0      |
| Scored 20+ Points    | 0           | 0      |
| Scored 30+ Points    | 0           | 0      |
| Led Tech in Scoring  | 0           | 0      |
| Made 5+ 3FGs         | 0           | 0      |
| Led Tech in 3FGM     | 0           | 0      |
| Shot over 40% on 3FG | 1           | 0      |
| Had a Double-Double  | 0           | 0      |
| Had 5+ Assists       | 0           | 0      |
| Had Multiple Steals  | 0           | 0      |



### CAREER STATS

|         | GP-GS | MIN | AVG | FG-FGA | FG%  | 3FG-FGA | 3FG% | FT-FTA | FT%   | OFF-DEF-TOT | AVG | AST | AVG | TO | BLK | STL | PTS | AVG |
|---------|-------|-----|-----|--------|------|---------|------|--------|-------|-------------|-----|-----|-----|----|-----|-----|-----|-----|
| 2022-23 | 5-0   | 15  | 3.0 | 1-5    | .200 | 1-4     | .250 | 2-2    | 1.000 | 1-2-3       | 0.6 | 0   | 0.0 | 2  | 0   | 1   | 5   | 1.0 |
| TOTAL   | 5-0   | 15  | 3.0 | 1-5    | .200 | 1-4     | .250 | 2-2    | 1.000 | 1-2-3       | 0.6 | 0   | 0.0 | 2  | 0   | 1   | 5   | 1.0 |

# ASHLEY OWUSU

**SENIOR 6-FOOT-0 GUARD**  
Woodbridge, VA (Paul VI/Maryland)

**#15**



## SEASON/CAREER BESTS

### POINTS

Season 21, vs. Longwood (11/27/22)  
Career 34, at Penn State (12/31/20)

### REBOUNDS

Season 6, vs. Kentucky (11/21/22)  
Career 10 (2x), last at Mich. St. (1/7/21)

### ASSISTS

Season 4, vs. Mount St. Mary's (11/7/22)  
Career 12, vs. Iowa (2/23/21)

### BLOCKS

Season -  
Career 2, at Minnesota (1/14/21)

### STEALS

Season 1 (3x), last vs. Nebraska (12/1/22)  
Career 4, at Minnesota (3/1/21)

### MINUTES

Season 33, vs. Kentucky (11/21/22)  
Career 40, at Ohio St. (1/25/21)

### FIELD GOALS MADE

Season 7, vs. Longwood (11/27/22)  
Career 15, at Penn St. (12/31/20)

### FIELD GOALS ATTEMPTED

Season 12, vs. Kentucky (11/21/22)  
Career 24, at Ohio St. (1/25/21)

### 3-PT. FIELD GOALS MADE

Season 4, vs. Longwood (11/27/22)  
Career 4, vs. Longwood (11/27/22)

### 3-PT. FIELD GOALS ATTEMPTED

Season 5, vs. Longwood (11/27/22)  
Career 6, vs. Wagner (11/5/19)

### FREE THROWS MADE

Season 4, vs. Bucknell (11/11/22)  
Career 12, vs. Miami (12/2/21)

### FREE THROWS ATTEMPTED

Season 16, vs. Kentucky (11/21/22)  
Career 14, vs. Miami (12/2/21)

## PRIOR TO TECH

- Owusu starred at Maryland for three years where she was a 1,200-point scorer, Ann Meyers Drysdale Award winner and two-time AP All-American.
- In 2021-22 she averaged 14.3 points, 3.1 rebounds and 3.6 assists while shooting 42% from the field. She scored in double figures in 20 of 27 games played and registered eight 20-point games, scoring a season-high 30 points vs. Stanford in November. She was named to the Big Ten's Second Team.
- For her UMD career: 14.6 ppg, 4.2 rebounds, 5.0 assists and shoots 76% from the free throw line.

## CAREER HONORS (MARYLAND)

- Ann Meyers Drysdale Award Winner 2021.
- AP All-American (3rd Team 2021 and Honorable Mention 2022).
- Three-time All-Big Ten (1st 2021 and 2nd 2020 and 2022).
- Big Ten Freshman of the Year 2020.
- Big Ten Tournament MVP (2020 and 2021).
- Wade Watch List 2020 and 2021.
- Wooden Award Watch List 2021.

## PERSONAL

- She is the daughter of Betty McCurdy and Emmanuel Owusu.

## 2022-23 GAME-BY-GAME STATS

| OPPONENT           | DATE    | GP  | GS | MIN   | FG-FGA | PCT  | 3FG-FGA | PCT   | FT-FTA | PCT   | OFF | DEF | TOT | A | T/O | BLK | STL | PTS |
|--------------------|---------|-----|----|-------|--------|------|---------|-------|--------|-------|-----|-----|-----|---|-----|-----|-----|-----|
| Mount St. Mary's   | Nov. 7  | Y   | Y  | 27:40 | 4-8    | .500 | 0-0     | .000  | 1-3    | .333  | 1   | 1   | 2   | 4 | 4   | 0   | 1   | 9   |
| Bucknell           | Nov. 11 | Y   | Y  | 27:21 | 2-9    | .222 | 1-1     | 1.000 | 4-4    | 1.000 | 3   | 0   | 3   | 2 | 2   | 0   | 1   | 9   |
| USC Upstate        | Nov. 14 | Y   | Y  | 19:01 | 5-11   | .454 | 0-2     | .000  | 0-0    | .000  | 0   | 2   | 2   | 2 | 1   | 0   | 0   | 10  |
| vs. Kentucky       | Nov. 21 | Y   | Y  | 32:52 | 6-12   | .500 | 1-2     | .500  | 3-6    | .500  | 3   | 3   | 6   | 2 | 3   | 0   | 0   | 16  |
| vs. Missouri       | Nov. 23 | Y   | Y  | 26:06 | 3-6    | .500 | 0-0     | .000  | 0-0    | .000  | 2   | 1   | 3   | 2 | 2   | 0   | 0   | 6   |
| Longwood           | Nov. 27 | Y   | Y  | 25:53 | 7-8    | .875 | 4-5     | .800  | 3-3    | 1.000 | 0   | 2   | 2   | 0 | 2   | 0   | 0   | 21  |
| Nebraska           | Dec. 1  | Y   | Y  | 8:01  | 0-0    | .000 | 0-0     | .000  | 2-2    | 1.000 | 0   | 1   | 1   | 0 | 0   | 0   | 1   | 2   |
| at Tennessee       | Dec. 4  | DNP |    |       |        |      |         |       |        |       |     |     |     |   |     |     |     |     |
| at Boston College* | Dec. 7  | DNP |    |       |        |      |         |       |        |       |     |     |     |   |     |     |     |     |
| UNC Asheville      | Dec. 11 | DNP |    |       |        |      |         |       |        |       |     |     |     |   |     |     |     |     |
| Notre Dame*        | Dec. 18 | DNP |    |       |        |      |         |       |        |       |     |     |     |   |     |     |     |     |
| at High Point      | Dec. 21 | DNP |    |       |        |      |         |       |        |       |     |     |     |   |     |     |     |     |
| at Clemson*        | Dec. 29 | DNP |    |       |        |      |         |       |        |       |     |     |     |   |     |     |     |     |
| North Carolina*    | Jan. 1  | DNP |    |       |        |      |         |       |        |       |     |     |     |   |     |     |     |     |
| Virginia*          | Jan. 5  | DNP |    |       |        |      |         |       |        |       |     |     |     |   |     |     |     |     |
| at Miami*          | Jan. 8  |     |    |       |        |      |         |       |        |       |     |     |     |   |     |     |     |     |
| Louisville*        | Jan. 12 |     |    |       |        |      |         |       |        |       |     |     |     |   |     |     |     |     |
| at Pitt*           | Jan. 19 |     |    |       |        |      |         |       |        |       |     |     |     |   |     |     |     |     |
| Wake Forest*       | Jan. 22 |     |    |       |        |      |         |       |        |       |     |     |     |   |     |     |     |     |
| at Duke*           | Jan. 26 |     |    |       |        |      |         |       |        |       |     |     |     |   |     |     |     |     |
| at Virginia*       | Jan. 29 |     |    |       |        |      |         |       |        |       |     |     |     |   |     |     |     |     |
| Syracuse*          | Feb. 2  |     |    |       |        |      |         |       |        |       |     |     |     |   |     |     |     |     |
| at NC State*       | Feb. 6  |     |    |       |        |      |         |       |        |       |     |     |     |   |     |     |     |     |
| Florida State*     | Feb. 12 |     |    |       |        |      |         |       |        |       |     |     |     |   |     |     |     |     |
| Duke*              | Feb. 16 |     |    |       |        |      |         |       |        |       |     |     |     |   |     |     |     |     |
| NC State*          | Feb. 19 |     |    |       |        |      |         |       |        |       |     |     |     |   |     |     |     |     |
| at North Carolina* | Feb. 23 |     |    |       |        |      |         |       |        |       |     |     |     |   |     |     |     |     |
| at Georgia Tech*   | Feb. 26 |     |    |       |        |      |         |       |        |       |     |     |     |   |     |     |     |     |

## PRODUCTION TRACKER

|                      | This Season | Career |
|----------------------|-------------|--------|
| Scored 10+ Points    | 3           | 73     |
| Scored 20+ Points    | 1           | 22     |
| Scored 30+ Points    | 0           | 3      |
| Led Tech in Scoring  | 0           | same   |
| Made 5+ 3FGs         | 0           | 0      |
| Led Tech in 3FGM     | 1           | same   |
| Shot over 40% on 3FG | 3           | 21     |
| Had a Double-Double  | 0           | 6      |
| Had 5+ Assists       | 0           | 53     |
| Had Multiple Steals  | 0           | 32     |



## CAREER STATS

|         | GP-GS | MIN  | AVG  | FG-FGA   | FG%  | 3FG-FGA | 3FG% | FT-FTA  | FT%  | OFF-DEF-TOT | AVG | AST | AVG | TO  | BLK | STL | PTS  | AVG  |
|---------|-------|------|------|----------|------|---------|------|---------|------|-------------|-----|-----|-----|-----|-----|-----|------|------|
| 2019-20 | 32-16 | 860  | 26.8 | 144-323  | .445 | 13-42   | .309 | 82-112  | .732 | 32-91-123   | 3.8 | 174 | 5.4 | 78  | 5   | 47  | 383  | 11.9 |
| 2020-21 | 29-29 | 901  | 31.0 | 199-404  | .492 | 11-38   | .289 | 109-143 | .762 | 42-121-163  | 5.6 | 171 | 5.8 | 76  | 6   | 37  | 518  | 17.8 |
| 2021-22 | 27-25 | 782  | 28.9 | 139-328  | .423 | 13-32   | .406 | 94-118  | .796 | 33-51-84    | 3.1 | 99  | 3.6 | 60  | 2   | 25  | 385  | 14.2 |
| 2022-23 | 7-7   | 167  | 23.8 | 27-54    | .500 | 6-10    | .600 | 13-18   | .722 | 9-10-19     | 2.7 | 11  | 2.2 | 14  | 1   | 3   | 73   | 10.4 |
| TOTAL   | 95-77 | 2712 | 28.5 | 509-1109 | .459 | 43-122  | .352 | 298-391 | .762 | 116-273-389 | 4.1 | 455 | 4.8 | 228 | 14  | 112 | 1359 | 14.4 |

# CAYLA KING

## JUNIOR 6-FOOT-0 GUARD

Greensboro, NC (Northwest Guilford) • Majoring in human nutrition, foods and exercise

# #22



### SEASON/CAREER BESTS

#### POINTS

Season 33, vs. Mount St. Mary's (11/7/22)  
Career 33, vs. Mount St. Mary's (11/7/22)

#### REBOUNDS

Season 8, vs. UNC (1/1/23)  
Career 8 (2x), last vs. UNC (1/1/23)

#### ASSISTS

Season 3, vs. UVA (1/5/23)  
Career 4 (4x), last vs. UNC (2/13/22)

#### BLOCKS

Season 1 (5x), last vs. UNC (1/1/23)  
Career 1 (17x), last vs. UNC (1/1/23)

#### STEALS

Season 3, at Tennessee (12/4/22)  
Career 4, vs. Boston College (2/6/22)

#### MINUTES

Season 39, vs. Nebraska (12/1/22)  
Career 40, vs. NC State (3/5/21)

#### FIELD GOALS MADE

Season 10, vs. Mount St. Mary's (11/7/22)  
Career 10, vs. Mount St. Mary's (11/7/22)

#### FIELD GOALS ATTEMPTED

Season 17, vs. Mount St. Mary's (11/7/22)  
Career 17, vs. Mount St. Mary's (11/7/22)

#### 3-PT. FIELD GOALS MADE

Season 9, vs. Mount St. Mary's (11/7/22)  
Career 9, vs. Mount St. Mary's (11/7/22)

#### 3-PT. FIELD GOALS ATTEMPTED

Season 16, vs. Mount St. Mary's (11/7/22)  
Career 16, vs. Mount St. Mary's (11/7/22)

#### FREE THROWS MADE

Season 4, vs. Mount St. Mary's (11/7/22)  
Career 8, vs. Pitt (12/10/20)

#### FREE THROWS ATTEMPTED

Season 5, vs. Mount St. Mary's (11/7/22)  
Career 10, vs. Pitt (12/10/20)

### CAREER HONORS

- Ranks fourth all-time at VT in 3FG with 189.
- Two-time ACC All-Academic Team

### 2021-22 (JUNIOR)

- Scored 10+ five times (VT was 5-0 in those games).
- Made 59 3's, seventh-most in the ACC.

### 2020-21 (SOPHOMORE)

- Started 23 of 25 contests and averaged 8.7 points and 3.0 rebounds.
- One of the best shooters in the league, she made 60 3-pointers while shooting 38.5% from beyond the arc.
- Dropped 29 points and hit seven 3's in Tech's home win over Pitt on December 10, 2020. That game

was her first career ACC start.

### 2019-20 (FRESHMAN)

- Played in all 30 games averaging 2.9 points and 1.3 rebounds.
- Scored a career-best nine points on 3-4 shooting beyond the arc in the win against Rice at the Coqui Classic in Puerto Rico.

### PERSONAL

- Born on Jan. 9, King is the daughter of Tom and Elda King. She has one brother, Ryan King.
- King is enrolled in human nutrition, foods and exercise.

### 2022-23 GAME-BY-GAME STATS

| OPPONENT           | DATE    | GP | GS | MIN   | FG-FGA | PCT  | 3FG-FGA | PCT  | FT-FTA | PCT   | OFF | DEF | TOT | A | T/O | BLK | STL | PTS |
|--------------------|---------|----|----|-------|--------|------|---------|------|--------|-------|-----|-----|-----|---|-----|-----|-----|-----|
| Mount St. Mary's   | Nov. 7  | Y  | Y  | 23:29 | 10-17  | .588 | 9-16    | .562 | 4-5    | .800  | 2   | 2   | 4   | 2 | 0   | 1   | 0   | 33  |
| Bucknell           | Nov. 11 | Y  | Y  | 30:52 | 3-6    | .500 | 2-5     | .400 | 0-0    | .000  | 1   | 4   | 5   | 1 | 0   | 1   | 2   | 8   |
| USC Upstate        | Nov. 14 | Y  | Y  | 23:14 | 3-8    | .375 | 3-7     | .428 | 0-0    | .000  | 1   | 1   | 2   | 0 | 1   | 1   | 0   | 9   |
| vs. Kentucky       | Nov. 21 | Y  | Y  | 17:25 | 1-2    | .500 | 1-2     | .500 | 0-0    | .000  | 0   | 1   | 1   | 1 | 1   | 0   | 0   | 3   |
| vs. Missouri       | Nov. 23 | Y  | Y  | 26:49 | 2-5    | .400 | 1-4     | .250 | 0-0    | .000  | 1   | 2   | 3   | 2 | 2   | 0   | 1   | 5   |
| Longwood           | Nov. 27 | Y  | Y  | 26:44 | 2-8    | .250 | 2-7     | .285 | 0-0    | .000  | 0   | 4   | 4   | 1 | 0   | 1   | 0   | 6   |
| Nebraska           | Dec. 1  | Y  | Y  | 38:57 | 3-6    | .500 | 3-6     | .500 | 0-1    | .000  | 0   | 1   | 1   | 0 | 0   | 0   | 0   | 9   |
| at Tennessee       | Dec. 4  | Y  | Y  | 31:38 | 4-10   | .400 | 3-8     | .375 | 0-0    | .000  | 0   | 2   | 2   | 1 | 1   | 0   | 3   | 11  |
| at Boston College* | Dec. 7  | Y  | Y  | 39:12 | 5-8    | .625 | 5-8     | .625 | 1-1    | 1.000 | 1   | 2   | 3   | 2 | 1   | 0   | 1   | 16  |
| UNC Asheville      | Dec. 11 | Y  | Y  | 26:48 | 4-7    | .571 | 4-6     | .666 | 0-1    | .000  | 0   | 2   | 2   | 2 | 0   | 1   | 2   | 12  |
| Notre Dame*        | Dec. 18 | Y  | Y  | 32:42 | 0-5    | .000 | 0-5     | .000 | 0-0    | .000  | 1   | 2   | 3   | 2 | 1   | 0   | 1   | 0   |
| at High Point      | Dec. 21 | Y  | Y  | 28:22 | 0-4    | .000 | 0-4     | .000 | 0-0    | .000  | 0   | 2   | 2   | 1 | 1   | 1   | 0   | 0   |
| at Clemson*        | Dec. 29 | Y  | Y  | 36:45 | 5-12   | .416 | 5-11    | .454 | 0-2    | .000  | 2   | 4   | 6   | 2 | 1   | 0   | 2   | 15  |
| North Carolina*    | Jan. 1  | Y  | Y  | 36:31 | 3-8    | .375 | 3-7     | .428 | 3-3    | 1.000 | 4   | 4   | 8   | 1 | 1   | 1   | 1   | 12  |
| Virginia*          | Jan. 5  | Y  | Y  | 34:10 | 3-7    | .428 | 3-6     | .500 | 0-0    | .000  | 2   | 0   | 2   | 3 | 0   | 1   | 1   | 9   |
| at Miami*          | Jan. 8  |    |    |       |        |      |         |      |        |       |     |     |     |   |     |     |     |     |
| Louisville*        | Jan. 12 |    |    |       |        |      |         |      |        |       |     |     |     |   |     |     |     |     |
| at Pitt*           | Jan. 19 |    |    |       |        |      |         |      |        |       |     |     |     |   |     |     |     |     |
| Wake Forest*       | Jan. 22 |    |    |       |        |      |         |      |        |       |     |     |     |   |     |     |     |     |
| at Duke*           | Jan. 26 |    |    |       |        |      |         |      |        |       |     |     |     |   |     |     |     |     |
| at Virginia*       | Jan. 29 |    |    |       |        |      |         |      |        |       |     |     |     |   |     |     |     |     |
| Syracuse*          | Feb. 2  |    |    |       |        |      |         |      |        |       |     |     |     |   |     |     |     |     |
| at NC State*       | Feb. 6  |    |    |       |        |      |         |      |        |       |     |     |     |   |     |     |     |     |
| Florida State*     | Feb. 12 |    |    |       |        |      |         |      |        |       |     |     |     |   |     |     |     |     |
| Duke*              | Feb. 16 |    |    |       |        |      |         |      |        |       |     |     |     |   |     |     |     |     |
| NC State*          | Feb. 19 |    |    |       |        |      |         |      |        |       |     |     |     |   |     |     |     |     |
| at North Carolina* | Feb. 23 |    |    |       |        |      |         |      |        |       |     |     |     |   |     |     |     |     |
| at Georgia Tech*   | Feb. 26 |    |    |       |        |      |         |      |        |       |     |     |     |   |     |     |     |     |

### PRODUCTION TRACKER

|                      | This Season | Career |
|----------------------|-------------|--------|
| Scored 10+ Points    | 6           | 20     |
| Scored 20+ Points    | 1           | 2      |
| Scored 30+ Points    | 1           | 1      |
| Led Tech in Scoring  | 2           | 3      |
| Made 5+ 3FGs         | 3           | 7      |
| Led Tech in 3FGM     | 6           | 19     |
| Shot over 40% on 3FG | 10          | 18     |
| Had a Double-Double  | 0           | 0      |
| Had 5+ Assists       | 0           | 0      |
| Had Multiple Steals  | 2           | 11     |



### CAREER STATS

|              | GP-GS         | MIN         | AVG         | FG-FGA         | FG%         | 3FG-FGA        | 3FG%        | FT-FTA       | FT%         | OFF-DEF-TOT       | AVG        | AST        | AVG        | TO        | BLK       | STL       | PTS        | AVG        |
|--------------|---------------|-------------|-------------|----------------|-------------|----------------|-------------|--------------|-------------|-------------------|------------|------------|------------|-----------|-----------|-----------|------------|------------|
| 2019-20      | 30-0          | 413         | 13.7        | 28-90          | .311        | 26-80          | .325        | 5-7          | .714        | 21-19-40          | 1.3        | 13         | 0.4        | 17        | 3         | 9         | 87         | 2.9        |
| 2020-21      | 25-23         | 773         | 30.9        | 66-171         | .386        | 60-156         | .385        | 25-32        | .781        | 20-55-75          | 3.0        | 29         | 1.2        | 19        | 6         | 18        | 217        | 8.7        |
| 2021-22      | 30-29         | 830         | 27.6        | 67-171         | .391        | 59-148         | .398        | 17-20        | .850        | 20-68-88          | 2.9        | 47         | 1.5        | 25        | 5         | 21        | 210        | 7.0        |
| 2022-23      | 15-15         | 454         | 30.3        | 48-113         | .425        | 44-102         | .431        | 8-13         | .615        | 15-33-48          | 3.2        | 21         | 1.4        | 10        | 8         | 14        | 148        | 9.9        |
| <b>TOTAL</b> | <b>100-67</b> | <b>2468</b> | <b>24.6</b> | <b>209-545</b> | <b>.383</b> | <b>189-486</b> | <b>.389</b> | <b>55-72</b> | <b>.764</b> | <b>76-175-251</b> | <b>2.5</b> | <b>110</b> | <b>1.1</b> | <b>71</b> | <b>22</b> | <b>62</b> | <b>662</b> | <b>6.6</b> |

# KAYANA TRAYLOR

**R-SENIOR 5-FOOT-9 GUARD**

Martinsville, IND (Martinsville/Purdue) • Majoring in criminology

**#23**



## SEASON/CAREER BESTS

### POINTS

Season 22, at High Point (12/21/22)  
Career 31, at Michigan State (2/21/21)

### REBOUNDS

Season 10, vs. Longwood (11/27/22)  
Career 10, vs. Longwood (11/27/22)

### ASSISTS

Season 7 (2x), last at HPU (12/21/22)  
Career 9, vs. Northern Illinois (11/24/19)

### BLOCKS

Season 1 (3x), last vs. ND (12/18/22)  
Career 2 (3x), last vs. Wisco (1/21/21)

### STEALS

Season 3 (2x), last vs. vs. USC Upstate (11/14/22)  
Career 4, at Indiana (3/3/19)

### MINUTES

Season 36, at Tennessee (12/4/22)  
Career 40, vs. Iowa (3/10/21)

### FIELD GOALS MADE

Season 7 (2x), last at HPU (12/21/22)  
Career 10, at Michigan State (2/21/21)

### FIELD GOALS ATTEMPTED

Season 12 (2x), last vs. ND (12/18/22)  
Career 20, at Michigan State (2/21/21)

### 3-PT. FIELD GOALS MADE

Season 3, at High Point (12/21/22)  
Career 4 (2x), last at Mich. St. (2/21/21)

### 3-PT. FIELD GOALS ATTEMPTED

Season 6 (2x), last at HPU (12/21/22)  
Career 7 (4x)

### FREE THROWS MADE

Season 9, vs. Longwood (11/27/22)  
Career 10, at Michigan State (2/21/21)

### FREE THROWS ATTEMPTED

Season 12, vs. Longwood (11/27/22)  
Career 13, at Michigan State (2/21/21)

## CAREER STATS

|              | GP-GS         | MIN         | AVG         | FG-FGA          | FG%         | 3FG-FGA        | 3FG%        | FT-FTA         | FT%         | OFF-DEF-TOT       | AVG        | AST        | AVG        | TO         | BLK       | STL        | PTS         | AVG        |
|--------------|---------------|-------------|-------------|-----------------|-------------|----------------|-------------|----------------|-------------|-------------------|------------|------------|------------|------------|-----------|------------|-------------|------------|
| 2018-19      | 33-22         | 846         | 25.6        | 68-178          | .382        | 17-60          | .283        | 64-90          | .711        | 15-49-64          | 1.9        | 119        | 3.7        | 88         | 7         | 32         | 217         | 6.6        |
| 2019-20      | 32-25         | 783         | 24.5        | 67-169          | .396        | 18-54          | .333        | 58-79          | .734        | 10-58-68          | 2.1        | 109        | 3.2        | 91         | 2         | 19         | 210         | 6.6        |
| 2020-21      | 23-23         | 802         | 34.9        | 111-287         | .387        | 26-91          | .286        | 96-120         | .800        | 12-52-64          | 2.8        | 90         | 3.9        | 69         | 5         | 27         | 344         | 15.0       |
| 2021-22      | 33-11         | 886         | 26.8        | 105-240         | .437        | 32-97          | .329        | 102-125        | .816        | 13-65-78          | 2.3        | 58         | 1.7        | 43         | 0         | 20         | 344         | 10.4       |
| 2022-23      | 14-8          | 412         | 29.4        | 51-128          | .398        | 14-51          | .274        | 47-62          | .770        | 8-46-54           | 3.9        | 49         | 3.5        | 27         | 3         | 19         | 163         | 11.6       |
| <b>TOTAL</b> | <b>135-89</b> | <b>3729</b> | <b>27.5</b> | <b>402-1002</b> | <b>.401</b> | <b>107-353</b> | <b>.303</b> | <b>367-475</b> | <b>.772</b> | <b>58-270-328</b> | <b>2.4</b> | <b>418</b> | <b>3.0</b> | <b>318</b> | <b>17</b> | <b>117</b> | <b>1278</b> | <b>9.4</b> |

## NICKNAME

- Known around the program as "KT"

## CAREER HONORS (VIRGINIA TECH)

- Second Team ACC All-Tournament Team
- Scored the 1,000th point of her career Feb. 8, 2022 vs. Clemson.
- **Recorded first career double-double. Longwood on Nov. 27, 2022 (11 points, 10 rebounds).**

## CAREER HONORS (PURDUE)

- Appeared in 88 games with 70 starts. Averaged 8.8 points, 3.5 assists and 2.2 rebounds over 27.6 minutes per game

- Ranks 17th in program history with 311 assists.
- Second Team All-Big Ten by the coaches and Honorable Mention All-Big Ten by the media.
- Two-time Academic All-Big Ten honoree.

## 2021-22 (SENIOR)

- Made 11 starts, scoring 10.4 points and shooting better than 43% from the field.
- Scored in double figures 19 times, leading Tech in scoring three times.

## PERSONAL

- Birthday is September 27.
- Sister Ashlyn is a freshman guard at nearby Radford University.

## 2022-23 GAME-BY-GAME STATS

| OPPONENT           | DATE    | GP | GS  | MIN   | FG-FGA | PCT  | 3FG-FGA | PCT  | FT-FTA | PCT   | OFF | DEF | TOT | A | T/O | BLK | STL | PTS |
|--------------------|---------|----|-----|-------|--------|------|---------|------|--------|-------|-----|-----|-----|---|-----|-----|-----|-----|
| Mount St. Mary's   | Nov. 7  | Y  | N   | 18:34 | 4-8    | .500 | 1-2     | .500 | 2-2    | 1.000 | 2   | 2   | 4   | 3 | 2   | 0   | 3   | 11  |
| Bucknell           | Nov. 11 | Y  | N   | 28:50 | 3-7    | .428 | 0-2     | .000 | 3-4    | .750  | 0   | 4   | 4   | 2 | 2   | 0   | 0   | 9   |
| USC Upstate        | Nov. 14 | Y  | N   | 25:46 | 5-9    | .550 | 2-4     | .500 | 5-8    | .625  | 0   | 2   | 2   | 3 | 1   | 1   | 3   | 17  |
| vs. Kentucky       | Nov. 21 | Y  | N   | 33:46 | 3-10   | .300 | 0-4     | .000 | 3-4    | .750  | 0   | 7   | 7   | 7 | 2   | 0   | 1   | 9   |
| vs. Missouri       | Nov. 23 | Y  | N   | 31:43 | 5-9    | .550 | 1-2     | .500 | 7-8    | .875  | 1   | 5   | 6   | 4 | 0   | 0   | 1   | 18  |
| Longwood           | Nov. 27 | Y  | N   | 24:53 | 1-9    | .111 | 0-5     | .000 | 9-12   | .750  | 0   | 10  | 10  | 5 | 2   | 1   | 2   | 11  |
| Nebraska           | Dec. 1  |    | DNP |       |        |      |         |      |        |       |     |     |     |   |     |     |     |     |
| at Tennessee       | Dec. 4  | Y  | Y   | 35:13 | 7-11   | .636 | 2-5     | .400 | 2-2    | 1.000 | 0   | 3   | 3   | 0 | 4   | 0   | 0   | 18  |
| at Boston College* | Dec. 7  | Y  | Y   | 19:44 | 4-9    | .444 | 1-3     | .333 | 0-1    | .000  | 1   | 0   | 1   | 1 | 4   | 0   | 0   | 9   |
| UNC Asheville      | Dec. 11 | Y  | Y   | 26:28 | 4-12   | .333 | 1-3     | .333 | 1-2    | .500  | 1   | 1   | 2   | 3 | 0   | 1   | 1   | 10  |
| Notre Dame*        | Dec. 18 | Y  | Y   | 36:35 | 3-12   | .250 | 2-6     | .333 | 1-2    | .500  | 0   | 2   | 2   | 2 | 1   | 1   | 0   | 9   |
| at High Point      | Dec. 21 | Y  | Y   | 34:44 | 7-10   | .700 | 3-6     | .500 | 5-5    | 1.000 | 0   | 3   | 3   | 7 | 1   | 0   | 1   | 22  |
| at Clemson*        | Dec. 29 | Y  | Y   | 31:16 | 0-9    | .000 | 0-4     | .000 | 2-4    | .500  | 1   | 3   | 4   | 3 | 4   | 0   | 3   | 2   |
| North Carolina*    | Jan. 1  | Y  | Y   | 26:12 | 1-4    | .250 | 0-2     | .000 | 1-1    | 1.000 | 0   | 3   | 3   | 5 | 1   | 0   | 1   | 3   |
| Virginia*          | Jan. 5  | Y  | Y   | 37:28 | 4-9    | .444 | 1-3     | .333 | 6-6    | 1.000 | 2   | 1   | 3   | 4 | 3   | 0   | 2   | 15  |
| at Miami*          | Jan. 8  |    |     |       |        |      |         |      |        |       |     |     |     |   |     |     |     |     |
| Louisville*        | Jan. 12 |    |     |       |        |      |         |      |        |       |     |     |     |   |     |     |     |     |
| at Pitt*           | Jan. 19 |    |     |       |        |      |         |      |        |       |     |     |     |   |     |     |     |     |
| Wake Forest*       | Jan. 22 |    |     |       |        |      |         |      |        |       |     |     |     |   |     |     |     |     |
| at Duke*           | Jan. 26 |    |     |       |        |      |         |      |        |       |     |     |     |   |     |     |     |     |
| at Virginia*       | Jan. 29 |    |     |       |        |      |         |      |        |       |     |     |     |   |     |     |     |     |
| Syracuse*          | Feb. 2  |    |     |       |        |      |         |      |        |       |     |     |     |   |     |     |     |     |
| at NC State*       | Feb. 6  |    |     |       |        |      |         |      |        |       |     |     |     |   |     |     |     |     |
| Florida State*     | Feb. 12 |    |     |       |        |      |         |      |        |       |     |     |     |   |     |     |     |     |
| Duke*              | Feb. 16 |    |     |       |        |      |         |      |        |       |     |     |     |   |     |     |     |     |
| NC State*          | Feb. 19 |    |     |       |        |      |         |      |        |       |     |     |     |   |     |     |     |     |
| at North Carolina* | Feb. 23 |    |     |       |        |      |         |      |        |       |     |     |     |   |     |     |     |     |
| at Georgia Tech*   | Feb. 26 |    |     |       |        |      |         |      |        |       |     |     |     |   |     |     |     |     |

## PRODUCTION TRACKER

|                      | This Season | VT Career |
|----------------------|-------------|-----------|
| Scored 10+ Points    | 8           | 27        |
| Scored 20+ Points    | 1           | 1         |
| Scored 30+ Points    | 0           | 0         |
| Led Tech in Scoring  | 3           | 6         |
| Made 5+ 3FGs         | 0           | 0         |
| Led Tech in 3FGM     | 1           | 5         |
| Shot over 40% on 3FG | 5           | 18        |
| Had a Double-Double  | 1           | 1         |
| Had 5+ Assists       | 4           | 4         |
| Had Multiple Steals  | 4           | 7         |





### SEASON/CAREER BESTS

#### POINTS

Season 4, vs. USC Upstate (11/14/22)  
Career 19, vs. Syracuse (12/20/20)

#### REBOUNDS

Season 6, vs. USC Upstate (11/14/22)  
Career 16, vs. UMass (11/29/20)

#### ASSISTS

Season -  
Career 3, vs. Louisville (2/4/21)

#### BLOCKS

Season 1, vs. Longwood (11/27/22)  
Career 2, vs. UMass Lowell (11/5/19)

#### STEALS

Season -  
Career 3, vs. Bryant (12/6/18)

#### MINUTES

Season 12 (2x), last vs. UNCA (12/11/22)  
Career 34, vs. UMass (11/29/20)

#### FIELD GOALS MADE

Season 2, vs. USC Upstate (11/14/22)  
Career 7, vs. UMass (11/29/20)

#### FIELD GOALS ATTEMPTED

Season 3, vs. USC Upstate (11/14/22)  
Career 9 (3x), last vs. Syr. (12/20/20)

#### 3-PT. FIELD GOALS MADE

Season -  
Career NEVER

#### 3-PT. FIELD GOALS ATTEMPTED

Season -  
Career 1, vs. UMass (11/29/20)

#### FREE THROWS MADE

Season 2, vs. UNC Asheville (12/11/22)  
Career 9, vs. Syracuse (12/20/20)

#### FREE THROWS ATTEMPTED

Season 2, vs. UNC Asheville (12/11/22)  
Career 9, vs. Syracuse (12/20/20)

### CAREER STATS

|              | GP-GS         | MIN        | AVG        | FG-FGA        | FG%         | 3FG-FGA    | 3FG%        | FT-FTA       | FT%         | OFF-DEF-TOT        | AVG        | AST       | AVG        | TO        | BLK       | STL       | PTS        | AVG        |
|--------------|---------------|------------|------------|---------------|-------------|------------|-------------|--------------|-------------|--------------------|------------|-----------|------------|-----------|-----------|-----------|------------|------------|
| 2018-19      | 22-0          | 135        | 6.1        | 22-48         | .458        | 0-0        | .000        | 7-14         | .500        | 22-22-44           | 2.0        | 1         | 0.04       | 13        | 1         | 6         | 51         | 2.3        |
| 2019-20      | 20-0          | 68         | 3.4        | 5-17          | .294        | 0-0        | .000        | 11-18        | .611        | 10-17-27           | 1.3        | 1         | 0.05       | 6         | 3         | 2         | 21         | 1.0        |
| 2020-21      | 19-17         | 334        | 17.5       | 35-79         | .443        | 0-1        | .000        | 25-32        | .781        | 50-56-106          | 5.5        | 10        | 0.52       | 24        | 4         | 6         | 95         | 5.0        |
| 2021-22      | 30-1          | 182        | 6.0        | 26-44         | .590        | 0-0        | .000        | 13-21        | .619        | 15-24-39           | 1.3        | 6         | 0.20       | 13        | 2         | 1         | 65         | 2.2        |
| 2022-23      | 10-0          | 52         | 5.2        | 4-7           | .571        | 0-0        | .000        | 2-2          | 1.000       | 6-10-16            | 2.0        | 0         | 0.0        | 3         | 1         | 0         | 10         | 1.1        |
| <b>TOTAL</b> | <b>101-19</b> | <b>773</b> | <b>7.2</b> | <b>92-195</b> | <b>.472</b> | <b>0-1</b> | <b>.000</b> | <b>58-87</b> | <b>.667</b> | <b>103-129-232</b> | <b>2.3</b> | <b>18</b> | <b>0.2</b> | <b>59</b> | <b>11</b> | <b>15</b> | <b>242</b> | <b>2.5</b> |

### PRIOR TO TECH

- Played for four years at Boston College where she played in 91 career games, tallying a career-high 19 points in 2020 against Syracuse and she secured 16 rebounds vs. UMass that same season.
- In 2021-22, Ford played in 30 games, starting once. She averaged 2.2 points, 1.3 rebounds and shot 59% from the field.
- Earned a degree in international studies with a concentration in global cultures at BC. She has been inspired by her father who works for the State Department and she lived abroad for 12 years.

### PERSONAL

- She is the daughter of Anne-Marie and Rodney Ford.

### QUOTING COACH BROOKS

- We are extremely excited to add Clara and her family to our team. She will add much needed depth to our front court and her maturity and leadership qualities will be an asset for our group.

### 2022-23 GAME-BY-GAME STATS

| OPPONENT           | DATE    | GP  | GS | MIN   | FG-FGA | PCT   | 3FG-FGA | PCT  | FT-FTA | PCT   | OFF | DEF | TOT | A | T/O | BLK | STL | PTS |
|--------------------|---------|-----|----|-------|--------|-------|---------|------|--------|-------|-----|-----|-----|---|-----|-----|-----|-----|
| Mount St. Mary's   | Nov. 7  | Y   | N  | 8:48  | 0-0    | .000  | 0-0     | .000 | 0-0    | .000  | 0   | 2   | 2   | 0 | 1   | 0   | 0   | 0   |
| Bucknell           | Nov. 11 | Y   | N  | 1:45  | 0-0    | .000  | 0-0     | .000 | 0-0    | .000  | 0   | 0   | 0   | 0 | 0   | 0   | 0   | 0   |
| USC Upstate        | Nov. 14 | Y   | N  | 11:35 | 2-3    | .666  | 0-0     | .000 | 0-0    | .000  | 3   | 3   | 6   | 0 | 0   | 0   | 0   | 4   |
| vs. Kentucky       | Nov. 21 | DNP |    |       |        |       |         |      |        |       |     |     |     |   |     |     |     |     |
| vs. Missouri       | Nov. 23 | Y   | N  | 00:44 | 0-0    | .000  | 0-0     | .000 | 0-0    | .000  | 0   | 0   | 0   | 0 | 0   | 0   | 0   | 0   |
| Longwood           | Nov. 27 | Y   | N  | 6:09  | 1-2    | .500  | 0-0     | .000 | 0-0    | .000  | 1   | 2   | 3   | 0 | 0   | 1   | 0   | 2   |
| Nebraska           | Dec. 1  | DNP |    |       |        |       |         |      |        |       |     |     |     |   |     |     |     |     |
| at Tennessee       | Dec. 4  | DNP |    |       |        |       |         |      |        |       |     |     |     |   |     |     |     |     |
| at Boston College* | Dec. 7  | Y   | N  | 1:54  | 1-1    | 1.000 | 0-0     | .000 | 0-0    | .000  | 0   | 0   | 0   | 0 | 0   | 0   | 0   | 2   |
| UNC Asheville      | Dec. 11 | Y   | N  | 4:29  | 0-0    | .000  | 0-0     | .000 | 2-2    | 1.000 | 0   | 3   | 3   | 0 | 2   | 0   | 0   | 2   |
| Notre Dame*        | Dec. 18 | DNP |    |       |        |       |         |      |        |       |     |     |     |   |     |     |     |     |
| at High Point      | Dec. 21 | Y   | N  | 6:17  | 0-1    | .000  | 0-0     | .000 | 0-0    | .000  | 2   | 0   | 2   | 0 | 0   | 0   | 0   | 0   |
| at Clemson*        | Dec. 29 | Y   | N  | 1:15  | 0-0    | .000  | 0-0     | .000 | 0-0    | .000  | 0   | 0   | 0   | 0 | 0   | 0   | 0   | 0   |
| North Carolina*    | Jan. 1  | DNP |    |       |        |       |         |      |        |       |     |     |     |   |     |     |     |     |
| Virginia*          | Jan. 5  | Y   | N  | 1:18  | 0-0    | .000  | 0-0     | .000 | 0-0    | .000  | 0   | 0   | 0   | 0 | 0   | 0   | 0   | 0   |
| at Miami*          | Jan. 8  |     |    |       |        |       |         |      |        |       |     |     |     |   |     |     |     |     |
| Louisville*        | Jan. 12 |     |    |       |        |       |         |      |        |       |     |     |     |   |     |     |     |     |
| at Pitt*           | Jan. 19 |     |    |       |        |       |         |      |        |       |     |     |     |   |     |     |     |     |
| Wake Forest*       | Jan. 22 |     |    |       |        |       |         |      |        |       |     |     |     |   |     |     |     |     |
| at Duke*           | Jan. 26 |     |    |       |        |       |         |      |        |       |     |     |     |   |     |     |     |     |
| at Virginia*       | Jan. 29 |     |    |       |        |       |         |      |        |       |     |     |     |   |     |     |     |     |
| Syracuse*          | Feb. 2  |     |    |       |        |       |         |      |        |       |     |     |     |   |     |     |     |     |
| at NC State*       | Feb. 6  |     |    |       |        |       |         |      |        |       |     |     |     |   |     |     |     |     |
| Florida State*     | Feb. 12 |     |    |       |        |       |         |      |        |       |     |     |     |   |     |     |     |     |
| Duke*              | Feb. 16 |     |    |       |        |       |         |      |        |       |     |     |     |   |     |     |     |     |
| NC State*          | Feb. 19 |     |    |       |        |       |         |      |        |       |     |     |     |   |     |     |     |     |
| at North Carolina* | Feb. 23 |     |    |       |        |       |         |      |        |       |     |     |     |   |     |     |     |     |
| at Georgia Tech*   | Feb. 26 |     |    |       |        |       |         |      |        |       |     |     |     |   |     |     |     |     |

### PRODUCTION TRACKER

|                      | This Season | Career |
|----------------------|-------------|--------|
| Scored 10+ Points    | -           | 6      |
| Scored 20+ Points    | -           | 0      |
| Scored 30+ Points    | -           | 0      |
| Led Tech in Scoring  | -           | same   |
| Had 10+ Rebounds     | -           | 4      |
| Led Tech in Rebounds | -           | same   |
| Shot over 50% on FG  | 1           | 35     |
| Had a Double-Double  | -           | 2      |
| Had 5+ Assists       | -           | 0      |
| Had Multiple Blocks  | -           | 1      |



# ELIZABETH KITLEY

## SENIOR 6-FOOT-6 CENTER

Summerfield, NC (Northwest Guilford) • Majoring in human nutrition, foods and exercise

# #33



### SEASON/CAREER BESTS

| POINTS                      |   |
|-----------------------------|---|
| Season                      | 25 (2x), last at HPU (12/21/22)             |
| Career                      | 42, vs. FGCU (3/18/22)                      |
| REBOUNDS                    |   |
| Season                      | 20, vs. Notre Dame (12/18/22)               |
| Career                      | 21, vs. Wake Forest (1/17/21)               |
| ASSISTS                     |   |
| Season                      | 7, at High Point (12/21/22)                 |
| Career                      | 7, at High Point (12/21/22)                 |
| BLOCKS                      |   |
| Season                      | 6, vs. Mount St. Mary's (11/7/22)           |
| Career                      | 8, at Notre Dame (2/20/20)                  |
| STEALS                      |   |
| Season                      | 2 (2x), last vs. Longwood (11/27/22)        |
| Career                      | 3 (10x), last vs. Louisville (1/7/20)       |
| MINUTES                     |   |
| Season                      | 40, vs. Notre Dame (12/18/22)               |
| Career                      | 43, vs. NC State (1/28/21)                  |
| FIELD GOALS MADE            |   |
| Season                      | 11 (2x), last at HPU (12/21/22)             |
| Career                      | 17, at George Wash. (11/11/21)              |
| FIELD GOALS ATTEMPTED       |   |
| Season                      | 21, vs. Nebraska (12/1/22)                  |
| Career                      | 27, vs. FGCU (3/18/22)                      |
| 3-PT. FIELD GOALS MADE      |   |
| Season                      | 1, vs. Mount St. Mary's (11/7/22)           |
| Career                      | 1 (6x), last vs. Mount St. Mary's (11/7/22) |
| 3-PT. FIELD GOALS ATTEMPTED |   |
| Season                      | 1 (3x), last at Tennessee (12/4/22)         |
| Career                      | 2 (2x), last at ND Irish (2/3/22)           |
| FREE THROWS MADE            |   |
| Season                      | 9, vs. Kentucky (11/21/22)                  |
| Career                      | 11, vs. Boston College (2/6/22)             |
| FREE THROWS ATTEMPTED       |   |
| Season                      | 10, vs. Kentucky (11/21/22)                 |
| Career                      | 14, vs. FGCU (3/18/22)                      |

### CAREER STATS

|              | GP-GS          | MIN         | AVG         | FG-FGA          | FG%         | 3FG-FGA     | 3FG%        | FT-FTA         | FT%         | OFF-DEF-TOT        | AVG        | AST        | AVG        | TO         | BLK        | STL       | PTS         | AVG         |
|--------------|----------------|-------------|-------------|-----------------|-------------|-------------|-------------|----------------|-------------|--------------------|------------|------------|------------|------------|------------|-----------|-------------|-------------|
| 2019-20      | 30-30          | 802         | 26.7        | 154-274         | .562        | 1-5         | .200        | 66-99          | .667        | 64-162-226         | 7.5        | 22         | 0.7        | 65         | 63         | 6         | 375         | 12.5        |
| 2020-21      | 25-25          | 892         | 35.7        | 180-339         | .531        | 3-7         | .429        | 92-118         | .780        | 61-198-259         | 10.4       | 49         | 2.0        | 69         | 47         | 13        | 455         | 18.2        |
| 2021-22      | 32-32          | 1024        | 32.0        | 237-430         | .551        | 1-6         | .167        | 105-145        | .724        | 84-231-315         | 9.8        | 48         | 1.6        | 64         | 77         | 17        | 580         | 18.1        |
| 2022-23      | 14-14          | 470         | 33.6        | 100-185         | .541        | 1-4         | .250        | 55-73          | .753        | 38-114-152         | 10.9       | 23         | 1.6        | 32         | 30         | 9         | 256         | 18.3        |
| <b>TOTAL</b> | <b>101-101</b> | <b>3190</b> | <b>31.6</b> | <b>671-1228</b> | <b>.546</b> | <b>6-22</b> | <b>.273</b> | <b>318-435</b> | <b>.731</b> | <b>247-705-952</b> | <b>9.4</b> | <b>141</b> | <b>1.4</b> | <b>230</b> | <b>217</b> | <b>45</b> | <b>1666</b> | <b>16.5</b> |

### NICKNAME

- Known around the program as "Liz"

### CAREER HONORS

- **Second in VT history in double-doubles (43)**
- **Fourth in VT history in points (1,666)**
- **Eighth in VT history in FT made (318)**
- **Second in VT history in rebounds (952)**
- **Second in VT history in blocks (217)**
- AP Third Team All-American
- 2022 ACC Player of the Year, First Team All-ACC and All-Defensive Team member
- Kay Yow Scholar Athlete of the Year Award recipient.

- Two-time Lisa Leslie Award Finalist
- Naismith Women's College Player of the Year Semifinalist 2022
- Wooden Award Late Season Top 20 Watch List
- Naismith Defensive Player of the Year Watch List
- 2021 First Team All-ACC
- 2021 VaSID Player of the Year
- 2021 ACC All-Tournament Team Second Team
- 2020 ACC Freshman of the Year
- Three-time ACC All-Academic Team

### 2021-22 (JUNIOR)

- Averaged 18.1 points and 9.8 rebounds winning ACC Player of the Year. Shot 55% with 77 blocks.

### 2022-23 GAME-BY-GAME STATS

| OPPONENT           | DATE    | GP  | GS | MIN   | FG-FGA | PCT  | 3FG-FGA | PCT   | FT-FTA | PCT   | OFF | DEF | TOT | A | T/O | BLK | STL | PTS |
|--------------------|---------|-----|----|-------|--------|------|---------|-------|--------|-------|-----|-----|-----|---|-----|-----|-----|-----|
| Mount St. Mary's   | Nov. 7  | Y   | Y  | 27:23 | 5-7    | .714 | 1-1     | 1.000 | 7-7    | 1.000 | 1   | 8   | 9   | 1 | 3   | 6   | 0   | 18  |
| Bucknell           | Nov. 11 | Y   | Y  | 35:22 | 10-19  | .526 | 0-0     | .000  | 2-2    | 1.000 | 6   | 7   | 13  | 2 | 1   | 1   | 1   | 22  |
| USC Upstate        | Nov. 14 | Y   | Y  | 21:06 | 6-8    | .750 | 0-0     | .000  | 1-5    | .200  | 0   | 10  | 10  | 0 | 0   | 2   | 2   | 13  |
| vs. Kentucky       | Nov. 21 | Y   | Y  | 38:24 | 8-15   | .530 | 0-0     | .000  | 9-10   | .900  | 3   | 10  | 13  | 1 | 3   | 3   | 1   | 25  |
| vs. Missouri       | Nov. 23 | Y   | Y  | 31:31 | 7-18   | .388 | 0-0     | .000  | 3-4    | .750  | 2   | 8   | 10  | 0 | 2   | 2   | 1   | 17  |
| Longwood           | Nov. 27 | Y   | Y  | 24:53 | 9-13   | .692 | 0-0     | .000  | 5-5    | 1.000 | 5   | 9   | 14  | 2 | 2   | 1   | 2   | 23  |
| Nebraska           | Dec. 1  | Y   | Y  | 37:32 | 11-21  | .523 | 0-1     | .000  | 2-5    | .400  | 2   | 10  | 12  | 2 | 1   | 1   | 1   | 24  |
| at Tennessee       | Dec. 4  | Y   | Y  | 39:28 | 3-13   | .230 | 0-1     | .000  | 0-0    | .000  | 4   | 5   | 9   | 1 | 1   | 3   | 0   | 6   |
| at Boston College* | Dec. 7  | Y   | Y  | 36:48 | 9-18   | .500 | 0-0     | .000  | 4-5    | .800  | 1   | 11  | 12  | 3 | 4   | 2   | 2   | 22  |
| UNC Asheville      | Dec. 11 | Y   | Y  | 24:24 | 6-9    | .666 | 0-1     | .000  | 6-8    | .750  | 2   | 8   | 10  | 1 | 2   | 0   | 0   | 18  |
| Notre Dame*        | Dec. 18 | Y   | Y  | 40:00 | 6-12   | .500 | 0-0     | .000  | 4-6    | .666  | 3   | 17  | 20  | 2 | 2   | 2   | 2   | 16  |
| at High Point      | Dec. 21 | Y   | Y  | 33:26 | 11-14  | .785 | 0-0     | .000  | 3-4    | .750  | 4   | 3   | 7   | 7 | 2   | 4   | 0   | 25  |
| at Clemson*        | Dec. 29 | Y   | Y  | 39:47 | 4-7    | .571 | 0-0     | .000  | 6-8    | .750  | 3   | 3   | 6   | 0 | 3   | 0   | 0   | 14  |
| North Carolina*    | Jan. 1  | Y   | Y  | 39:13 | 5-11   | .454 | 0-0     | .000  | 3-4    | .750  | 2   | 5   | 7   | 1 | 6   | 1   | 0   | 13  |
| Virginia*          | Jan. 5  | DNP |    |       |        |      |         |       |        |       |     |     |     |   |     |     |     |     |
| at Miami*          | Jan. 8  |     |    |       |        |      |         |       |        |       |     |     |     |   |     |     |     |     |
| Louisville*        | Jan. 12 |     |    |       |        |      |         |       |        |       |     |     |     |   |     |     |     |     |
| at Pitt*           | Jan. 19 |     |    |       |        |      |         |       |        |       |     |     |     |   |     |     |     |     |
| Wake Forest*       | Jan. 22 |     |    |       |        |      |         |       |        |       |     |     |     |   |     |     |     |     |
| at Duke*           | Jan. 26 |     |    |       |        |      |         |       |        |       |     |     |     |   |     |     |     |     |
| at Virginia*       | Jan. 29 |     |    |       |        |      |         |       |        |       |     |     |     |   |     |     |     |     |
| Syracuse*          | Feb. 2  |     |    |       |        |      |         |       |        |       |     |     |     |   |     |     |     |     |
| at NC State*       | Feb. 6  |     |    |       |        |      |         |       |        |       |     |     |     |   |     |     |     |     |
| Florida State*     | Feb. 12 |     |    |       |        |      |         |       |        |       |     |     |     |   |     |     |     |     |
| Duke*              | Feb. 16 |     |    |       |        |      |         |       |        |       |     |     |     |   |     |     |     |     |
| NC State*          | Feb. 19 |     |    |       |        |      |         |       |        |       |     |     |     |   |     |     |     |     |
| at North Carolina* | Feb. 23 |     |    |       |        |      |         |       |        |       |     |     |     |   |     |     |     |     |
| at Georgia Tech*   | Feb. 26 |     |    |       |        |      |         |       |        |       |     |     |     |   |     |     |     |     |

### PRODUCTION TRACKER

|                      | This Season | Career |
|----------------------|-------------|--------|
| Scored 10+ Points    | 13          | 78     |
| Scored 20+ Points    | 6           | 30     |
| Scored 30+ Points    | 0           | 5      |
| Led Tech in Scoring  | 6           | 45     |
| Had 10+ Rebounds     | 9           | 46     |
| Led Tech in Rebounds | 13          | 63     |
| Shot over 50% on FG  | 11          | 66     |
| Had a Double-Double  | 9           | 43     |
| Had 5+ Assists       | 1           | 2      |
| Had Multiple Blocks  | 8           | 47     |





# TAYLOR GEIMAN

**SENIOR 6-FOOT-0 GUARD/FORWARD**

Hanover, PA (South Western) • Majoring in biomedical engineering

**#35**



## SEASON/CAREER BESTS

### POINTS

Season 3 (2x), last at BC (12/7/22)  
Career 11, vs. Wichita State (12/21/19)

### REBOUNDS

Season 5, vs. USC Upstate (11/14/22)  
Career 7 (3x), last at Clemson (2/25/21)

### ASSISTS

Season 1 (2x), last 14, vs. Kentucky (11/21/22)  
Career 3 (2x), last vs. Radford (12/12/21)

### BLOCKS

Season 1, vs. USC Upstate (11/14/22)  
Career 3, at Monmouth (12/12/17)

### STEALS

Season 1 (2x), last vs. UNCA (12/11/22)  
Career 3 (10x), last vs. Louisville (1/7/20)

### MINUTES

Season 18, vs. USC Upstate (11/14/22)  
Career 22, vs. App State (12/4/21)

### FIELD GOALS MADE

Season 1 (2x), last at BC (12/7/22)  
Career 4, vs. Wichita State (12/21/19)

### FIELD GOALS ATTEMPTED

Season 2 (3x), last vs. Longwood (11/27/22)  
Career 6, vs. Wichita State (12/21/19)

### 3-PT. FIELD GOALS MADE

Season 1 (2x), last at BC (12/7/22)  
Career 3, vs. Wichita State (12/21/19)

### 3-PT. FIELD GOALS ATTEMPTED

Season 2 (3x), last vs. Longwood (11/27/22)  
Career 5, vs. Wichita State (12/21/19)

### FREE THROWS MADE

Season -  
Career 3, vs. Belmont (11/30/19)

### FREE THROWS ATTEMPTED

Season -  
Career 4, vs. Belmont (11/30/19)

## 2021-22 (JUNIOR)

- Returned to the court after missing much of her sophomore season with an injury.
- Played in 13 contests averaging 7.9 minutes.
- Connected on a 3-point FG in the win over No. 15 Duke.

## 2020-21 (SOPHOMORE)

- Played in the first eight games of the season before an injury sidelined her.
- Averaged 0.9 points, 1.8 rebounds and 1.3 assists.

## 2019-20 (FRESHMAN)

- Played in 11 games before her season was cut short due to injury.

- Averaged 2.1 points and 1.5 rebounds.
- Scored 11 points on 3-5 shooting beyond the arc in 20 minutes (all season highs) in the win over Wichita State at the Coqui Classic in Puerto Rico. VT set a program record with 18 made 3FG in that contest.

## PERSONAL

- Born on Aug. 22, she is the daughter of Jeff and Shannon Geiman.
- Brother Brock Geiman played basketball at Christopher Newport (2017-20).
- Her mother, Shannon, played basketball for West Virginia University.
- Geiman is majoring in biomedical engineering.

## 2022-23 GAME-BY-GAME STATS

| OPPONENT           | DATE    | GP  | GS | MIN   | FG-FGA | PCT   | 3FG-FGA | PCT   | FT-FTA | PCT  | OFF | DEF | TOT | A | T/O | BLK | STL | PTS |
|--------------------|---------|-----|----|-------|--------|-------|---------|-------|--------|------|-----|-----|-----|---|-----|-----|-----|-----|
| Mount St. Mary's   | Nov. 7  | Y   | N  | 8:36  | 0-2    | .000  | 0-2     | .000  | 0-0    | .000 | 1   | 1   | 2   | 0 | 0   | 0   | 0   | 0   |
| Bucknell           | Nov. 11 | Y   | N  | 2:25  | 0-0    | .000  | 0-0     | .000  | 0-0    | .000 | 0   | 0   | 0   | 0 | 0   | 0   | 0   | 0   |
| USC Upstate        | Nov. 14 | Y   | N  | 17:24 | 0-2    | .000  | 0-2     | .000  | 0-0    | .000 | 2   | 3   | 5   | 1 | 0   | 1   | 1   | 0   |
| vs. Kentucky       | Nov. 21 | Y   | N  | 3:24  | 0-0    | .000  | 0-0     | .000  | 0-0    | .000 | 0   | 0   | 0   | 1 | 0   | 0   | 0   | 0   |
| vs. Missouri       | Nov. 23 | Y   | N  | 2:56  | 0-0    | .000  | 0-0     | .000  | 0-0    | .000 | 0   | 0   | 0   | 0 | 0   | 0   | 0   | 0   |
| Longwood           | Nov. 27 | Y   | N  | 8:31  | 1-2    | .500  | 1-2     | .500  | 0-0    | .000 | 0   | 0   | 0   | 1 | 2   | 1   | 0   | 3   |
| Nebraska           | Dec. 1  | Y   | N  | 4:31  | 0-1    | .000  | 0-1     | .000  | 0-0    | .000 | 0   | 0   | 0   | 0 | 0   | 0   | 0   | 0   |
| at Tennessee       | Dec. 4  | Y   | N  | 0:23  | 0-0    | .000  | 0-1     | .000  | 0-0    | .000 | 0   | 0   | 0   | 0 | 0   | 0   | 0   | 0   |
| at Boston College* | Dec. 7  | Y   | N  | 8:26  | 1-1    | 1.000 | 1-1     | 1.000 | 0-0    | .000 | 0   | 0   | 0   | 1 | 0   | 0   | 0   | 3   |
| UNC Asheville      | Dec. 11 | Y   | N  | 12:28 | 0-1    | .000  | 0-1     | .000  | 0-0    | .000 | 0   | 0   | 0   | 0 | 0   | 0   | 0   | 1   |
| Notre Dame*        | Dec. 18 | DNP |    |       |        |       |         |       |        |      |     |     |     |   |     |     |     |     |
| at High Point      | Dec. 21 | Y   | N  | 9:20  | 0-0    | .000  | 0-0     | .000  | 0-0    | .000 | 0   | 1   | 1   | 1 | 0   | 0   | 0   | 0   |
| at Clemson*        | Dec. 29 | DNP |    |       |        |       |         |       |        |      |     |     |     |   |     |     |     |     |
| North Carolina*    | Jan. 1  | Y   | N  | 5:38  | 0-1    | .000  | 0-1     | .000  | 0-0    | .000 | 0   | 1   | 1   | 0 | 0   | 0   | 0   | 0   |
| Virginia*          | Jan. 5  | Y   | N  | 17:51 | 0-1    | .000  | 0-1     | .000  | 0-0    | .000 | 0   | 2   | 2   | 1 | 1   | 0   | 0   | 0   |
| at Miami*          | Jan. 8  |     |    |       |        |       |         |       |        |      |     |     |     |   |     |     |     |     |
| Louisville*        | Jan. 12 |     |    |       |        |       |         |       |        |      |     |     |     |   |     |     |     |     |
| at Pitt*           | Jan. 19 |     |    |       |        |       |         |       |        |      |     |     |     |   |     |     |     |     |
| Wake Forest*       | Jan. 22 |     |    |       |        |       |         |       |        |      |     |     |     |   |     |     |     |     |
| at Duke*           | Jan. 26 |     |    |       |        |       |         |       |        |      |     |     |     |   |     |     |     |     |
| at Virginia*       | Jan. 29 |     |    |       |        |       |         |       |        |      |     |     |     |   |     |     |     |     |
| Syracuse*          | Feb. 2  |     |    |       |        |       |         |       |        |      |     |     |     |   |     |     |     |     |
| at NC State*       | Feb. 6  |     |    |       |        |       |         |       |        |      |     |     |     |   |     |     |     |     |
| Florida State*     | Feb. 12 |     |    |       |        |       |         |       |        |      |     |     |     |   |     |     |     |     |
| Duke*              | Feb. 16 |     |    |       |        |       |         |       |        |      |     |     |     |   |     |     |     |     |
| NC State*          | Feb. 19 |     |    |       |        |       |         |       |        |      |     |     |     |   |     |     |     |     |
| at North Carolina* | Feb. 23 |     |    |       |        |       |         |       |        |      |     |     |     |   |     |     |     |     |
| at Georgia Tech*   | Feb. 26 |     |    |       |        |       |         |       |        |      |     |     |     |   |     |     |     |     |

## PRODUCTION TRACKER

|                      | This Season | Career |
|----------------------|-------------|--------|
| Scored 10+ Points    | 0           | 1      |
| Scored 20+ Points    | 0           | 0      |
| Scored 30+ Points    | 0           | 0      |
| Led Tech in Scoring  | 0           | 0      |
| Made 5+ 3FGs         | 0           | 0      |
| Led Tech in 3FGM     | 0           | 0      |
| Shot over 40% on 3FG | 2           | 7      |
| Had a Double-Double  | 0           | 0      |
| Had 5+ Assists       | 0           | 0      |
| Had Multiple Steals  | 0           | 1      |



## CAREER STATS

|              | GP-GS       | MIN        | AVG        | FG-FGA       | FG%         | 3FG-FGA      | 3FG%        | FT-FTA      | FT%         | OFF-DEF-TOT     | AVG        | AST       | AVG        | TO        | BLK      | STL       | PTS       | AVG        |
|--------------|-------------|------------|------------|--------------|-------------|--------------|-------------|-------------|-------------|-----------------|------------|-----------|------------|-----------|----------|-----------|-----------|------------|
| 2019-20      | 11-0        | 131        | 11.9       | 7-29         | .241        | 6-23         | .261        | 3-4         | .750        | 5-12-17         | 1.5        | 6         | 0.5        | 10        | 2        | 6         | 23        | 2.1        |
| 2020-21      | 8-0         | 115        | 14.4       | 3-20         | .150        | 1-17         | .059        | 0-2         | .000        | 5-9-14          | 1.8        | 10        | 1.3        | 8         | 1        | 1         | 7         | 0.9        |
| 2021-22      | 13-0        | 103        | 7.9        | 4-11         | .363        | 2-8          | .250        | 3-6         | .500        | 3-9-12          | 0.9        | 5         | 0.2        | 2         | 3        | 5         | 13        | 1.0        |
| 2022-23      | 13-0        | 101        | 7.7        | 2-11         | .182        | 2-11         | .182        | 0-0         | .000        | 3-8-11          | 0.8        | 6         | 0.5        | 3         | 2        | 2         | 6         | 0.5        |
| <b>TOTAL</b> | <b>45-0</b> | <b>449</b> | <b>9.9</b> | <b>16-71</b> | <b>.225</b> | <b>11-59</b> | <b>.186</b> | <b>6-12</b> | <b>.500</b> | <b>16-38-54</b> | <b>1.2</b> | <b>27</b> | <b>0.6</b> | <b>23</b> | <b>8</b> | <b>13</b> | <b>49</b> | <b>1.1</b> |

| <b>THE HOKIES UNDER BROOKS</b> | <b>2022-23</b> | <b>VT CAREER</b> |
|--------------------------------|----------------|------------------|
| Home                           | 8-1            | 84-25            |
| Road                           | 3-1            | 36-34            |
| Neutral                        | 2-0            | 17-12            |
| In non-conference games        | 10-0           | 85-16            |
| In ACC games                   | 3-2            | 51-54            |
| Won opening tip                | 12-1           | 79-26            |
| Lost opening tip               | 1-1            | 58-45            |
| After a win                    | 10-2           | 95-40            |
| After a loss                   | 2-0            | 35-30            |
| Longest win streak             | 10             | 15               |
| Longest losing streak          | 1              | 11               |
| When scoring first             | 10-2           | 89-36            |
| Opponent scores first          | 3-0            | 47-35            |
| Leading after 1st quarter      | 10-1           | 100-28           |
| Trailing after 1st quarter     | 1-1            | 26-39            |
| Tied after first quarter       | 0-0            | 9-3              |
| Leading at halftime            | 11-0           | 109-17           |
| Trailing at halftime           | 1-1            | 25-48            |
| Tied at halftime               | 1-1            | 3-5              |
| Leading after 3rd quarter      | 13-1           | 123-12           |
| Trailing after 3rd quarter     | 0-1            | 12-52            |
| Tied after 3rd quarter         | 0-0            | 3-2              |
| When margin is <5              | 2-0            | 16-21            |
| When margin is 6-10            | 2-1            | 33-22            |
| When margin is 11-15           | 1-1            | 19-9             |
| When margin is 16-20           | 2-0            | 18-8             |
| When margin is 21+             | 6-0            | 51-10            |
| In OT games                    | 0-0            | 4-4              |
| <b>HIGHS AND LOWS</b>          | <b>2022-23</b> | <b>VT CAREER</b> |
| FG made                        | 34             | 44               |
| FG attempts                    | 67             | 76               |
| 3FG made                       | 14             | 18               |
| 3FG attempts                   | 32             | 39               |
| FT made                        | 23             | 31               |
| FT attempts                    | 27             | 40               |
| Rebounds                       | 45             | 56               |
| Assists                        | 21             | 28               |
| Steals                         | 14             | 14               |
| Blocks                         | 7              | 10               |
| Turnovers (High)               | 20             | 28               |
| Turnovers (Low)                | 7              |                  |
| Largest halftime lead          | 31             | 37               |
| Largest halftime deficit       | 12             | 27               |
| Most points scored in a half   | 58             | 60               |
| Fewest points scored in a half | 22             | 9                |
| Most points scored             | 101            | 105              |
| Fewest points scored           | 52             | 27               |
| Opp most points scored         | 74             | 107              |
| Opp fewest points scored       | 24             | 24               |
| Highest scoring quarter        | 33             | 39               |
| Lowest scoring quarter         | 6              | 2                |
| Opp highest scoring quarter    | 26             | 32               |
| Opp lowest scoring quarter     | 4              | 4                |



## STARTING LINEUPS

### W/L

|     |                                      |
|-----|--------------------------------------|
| 7-0 | Amoore, Owusu, King, Soule, Kitley   |
| 5-2 | Amoore, Traylor, King, Soule, Kitley |
| 1-0 | Amoore, Traylor, King, Soule, Gregg  |

### Margin of Victory/Defeat

|        | <b>1-5</b> | <b>6-10</b> | <b>11-15</b> | <b>16-20</b> | <b>20-29</b> | <b>30+</b> |
|--------|------------|-------------|--------------|--------------|--------------|------------|
| Wins   | 2          | 2           | 1            | 1            | 2            | 5          |
| Losses |            | 1           | 1            |              |              |            |

### Largest Scoring Run of the Season

Virginia Tech 23 (vs. USC Upstate 11/14/22)

## MISCELLANEOUS STAT LEADERS: \*WHEN TWO OR MORE ATHLETES TIE FOR THE LEAD, BOTH RECEIVE A TALLY

### Scored VT's 1st Points

Amoore (4x)  
King (2x)  
Kitley (3x)  
Owusu (1x)  
Soule (3x)  
Traylor (2x)

### First Off VT Bench

Traylor (6x)  
Ford (1x)  
Geiman (1x)  
Gregg (8x)

### Double-Doubles

Amoore (1x)  
Gregg (2x)  
Kitley (9x)  
Soule (1x)  
Traylor (1x)

### Lead VT in scoring

Amoore (4x)  
King (1x)  
Kitley (5x)  
Soule (1x)  
Traylor (3x)

### 10+ Points

Amoore (12x)  
King (6x)  
Kitley (13x)  
Gregg (4x)  
Owusu (3x)  
Soule (7x)  
Traylor (8x)

### 20+ Points

Amoore (4x)  
King (1x)  
Kitley (6x)  
Owusu (1x)  
Soule (2x)  
Traylor (1x)

### 30+ Points

King (1x)

### Lead VT in rebounds

Gregg (2x)  
King (1x)  
Kitley (13x)  
Soule (3x)

### 10+ Rebounds

Amoore (1x)  
Gregg (2x)  
Kitley (9x)  
Soule (1x)  
Traylor (1x)

### 15+ Rebounds

Kitley (1x)

### Lead VT in blocks

Dunn (2x)  
Ford (1x)  
Geiman (1x)  
Gregg (4x)  
King (5x)  
Kitley (12x)  
Soule (1x)  
Traylor (2x)

### 5+ Blocks

Kitley (1x)

### Lead VT in assists

Amoore (11x)  
Gregg (1x)  
Kitley (1x)  
Soule (2x)  
Traylor (3x)

### 5+ Assists

Amoore (8x)  
Gregg (1x)  
Kitley (1x)  
Traylor (4x)

### 10+ Assists

Amoore (2x)

### Lead VT in steals

Amoore (3x)  
Dunn (1x)  
Gregg (1x)  
King (4x)  
Kitley (5x)  
Owusu (1x)  
Soule (6x)  
Traylor (8x)

# BOX SCORE FROM THE LAST MEETING WITH MIAMI (FEBRUARY 24, 2022)



## Official Basketball Box Score -- Game Totals -- Final Statistics Miami (FL) vs Virginia Tech



February 24, 2022 6:00 PM Cassell Coliseum, Blacksburg, VA

### Miami (FL) 63 • 16-11,9-8 ACC

| ##              | Player                     |   | Total  |              |           | Rebounds |       |       | PF    | TP    | A | TO | Blk | Stl | Min |          |
|-----------------|----------------------------|---|--------|--------------|-----------|----------|-------|-------|-------|-------|---|----|-----|-----|-----|----------|
|                 |                            |   | FG-FGA | 3-Ptr FG-FGA | FT-FTA    | Off      | Def   | Tot   |       |       |   |    |     |     |     |          |
| 21              | Pendande,Lola              | F | 5-7    | 0-0          | 0-0       | 2        | 2     | 4     | 5     | 10    | 0 | 3  | 1   | 1   | 22  |          |
| 25              | Erjavec,Karla              | G | 1-3    | 0-1          | 2-2       | 0        | 2     | 2     | 1     | 4     | 2 | 1  | 0   | 1   | 34  |          |
| 33              | Djaldi-Tabdi,Maeva         | F | 0-7    | 0-3          | 3-4       | 3        | 2     | 5     | 2     | 3     | 0 | 0  | 0   | 0   | 15  |          |
| 35              | Mbandu,Naomi               | F | 0-2    | 0-0          | 0-0       | 0        | 2     | 2     | 0     | 0     | 0 | 0  | 0   | 0   | 6   |          |
| 01              | Johnson Sidi Baba,Moulayna | G | 0-0    | 0-0          | 0-0       | 0        | 1     | 1     | 1     | 0     | 0 | 0  | 0   | 0   | 10  |          |
| 20              | Marshall,Kelsey            | G | 8-18   | 3-6          | 2-6       | 0        | 4     | 4     | 3     | 21    | 2 | 4  | 0   | 2   | 35  |          |
| 03              | Harden,Destiny             | F | 4-9    | 1-2          | 4-5       | 1        | 4     | 5     | 2     | 13    | 1 | 1  | 0   | 1   | 24  |          |
| 04              | Roberts,Jasmyne            | G | 0-0    | 0-0          | 0-0       | 0        | 0     | 0     | 2     | 0     | 0 | 2  | 0   | 1   | 6   |          |
| 05              | Gray,Mykea                 | G | 1-1    | 0-0          | 0-0       | 0        | 0     | 0     | 1     | 2     | 1 | 1  | 0   | 0   | 10  |          |
| 13              | Dwyer,Lashae               | G | 1-2    | 0-1          | 0-0       | 0        | 0     | 0     | 2     | 2     | 0 | 1  | 0   | 1   | 6   |          |
| 12              | Williams,Ja'Leah           | G | 3-7    | 0-0          | 2-3       | 0        | 4     | 4     | 2     | 8     | 1 | 1  | 1   | 2   | 32  |          |
| Team            |                            |   |        |              |           | 0        | 3     | 3     |       |       |   |    |     |     |     |          |
| Totals          |                            |   | 23-56  | 4-13         | 13-20     | 6        | 24    | 30    | 21    | 63    | 7 | 14 | 2   | 9   | 200 |          |
| FG % 1st Half:  |                            |   | 6-16   | 37.5%        | 2nd Half: | 7-12     | 58.3% | Game: | 23-56 | 41.1% |   |    |     |     |     | Deadball |
| 3FG % 1st Half: |                            |   | 1-2    | 50.0%        | 2nd Half: | 1-2      | 50.0% | Game: | 4-13  | 30.8% |   |    |     |     |     | Rebounds |
| FT % 1st Half:  |                            |   | 5-6    | 83.3%        | 2nd Half: | 4-6      | 66.7% | Game: | 13-20 | 65.0% |   |    |     |     |     | 5        |

### Virginia Tech 70 • 21-7,13-4 ACC

| ##              | Player           |   | Total  |              |           | Rebounds |       |       | PF    | TP    | A  | TO | Blk | Stl | Min |          |
|-----------------|------------------|---|--------|--------------|-----------|----------|-------|-------|-------|-------|----|----|-----|-----|-----|----------|
|                 |                  |   | FG-FGA | 3-Ptr FG-FGA | FT-FTA    | Off      | Def   | Tot   |       |       |    |    |     |     |     |          |
| 24              | Lytte,Emily      | G | 4-8    | 3-5          | 1-2       | 1        | 4     | 5     | 3     | 12    | 2  | 2  | 0   | 1   | 21  |          |
| 23              | Traylor,Kayana   | G | 3-5    | 0-1          | 0-0       | 1        | 0     | 1     | 0     | 6     | 1  | 2  | 0   | 0   | 19  |          |
| 33              | Kitley,Elizabeth | C | 6-14   | 0-0          | 6-6       | 2        | 10    | 12    | 4     | 18    | 1  | 3  | 0   | 0   | 31  |          |
| 02              | Sheppard,Aisha   | G | 5-11   | 4-8          | 2-2       | 0        | 4     | 4     | 2     | 16    | 4  | 3  | 0   | 0   | 29  |          |
| 22              | King,Cayla       | G | 2-6    | 2-6          | 3-4       | 1        | 2     | 3     | 1     | 9     | 1  | 0  | 0   | 2   | 36  |          |
| 05              | Amoore,Georgia   | G | 1-3    | 0-2          | 0-0       | 0        | 2     | 2     | 4     | 2     | 5  | 5  | 0   | 0   | 27  |          |
| 11              | Gregg,D'asia     | F | 2-4    | 0-0          | 2-2       | 3        | 4     | 7     | 3     | 6     | 0  | 1  | 0   | 0   | 23  |          |
| 15              | Baines,Azana     | G | 0-3    | 0-0          | 1-2       | 0        | 2     | 2     | 1     | 1     | 0  | 2  | 0   | 0   | 14  |          |
| Team            |                  |   |        |              |           | 0        | 1     | 1     |       |       |    |    |     |     |     |          |
| Totals          |                  |   | 23-54  | 9-22         | 15-18     | 8        | 29    | 37    | 18    | 70    | 14 | 18 | 0   | 3   | 200 |          |
| FG % 1st Half:  |                  |   | 8-14   | 57.1%        | 2nd Half: | 8-11     | 72.7% | Game: | 23-54 | 42.6% |    |    |     |     |     | Deadball |
| 3FG % 1st Half: |                  |   | 4-6    | 66.7%        | 2nd Half: | 1-3      | 33.3% | Game: | 9-22  | 40.9% |    |    |     |     |     | Rebounds |
| FT % 1st Half:  |                  |   | 0-0    | 0.0%         | 2nd Half: | 5-6      | 83.3% | Game: | 15-18 | 83.3% |    |    |     |     |     | 2        |

Officials: Jules Gallien, Carla Fountain, Karen Preato  
 Technical fouls: Miami (FL)-None. Virginia Tech-None.  
 Attendance: 1,522

| Score by periods | 1st | 2nd | 3rd | 4th | Total |
|------------------|-----|-----|-----|-----|-------|
| Miami (FL)       | 18  | 12  | 19  | 14  | 63    |
| Virginia Tech    | 20  | 8   | 22  | 20  | 70    |

|              | In Paint | Off T/O | 2nd Chance | Fast Break | Bench |
|--------------|----------|---------|------------|------------|-------|
| Points Miami | 30       | 18      | 6          | 10         | 7     |
| Hokies       | 20       | 20      | 9          | 13         | 24    |

Last FG - Miami 4th-00:20, Hokies 4th-01:03  
 Largest lead - Miami None, Hokies None

Score tied - 6 times.  
 Lead changed - 8 times.

### CASSELL COLISEUM • BLACKSBURG, VA • FEBRUARY 24, 2022

**BLACKSBURG** – Aisha Sheppard hit a dagger 3-pointer with 1:03 left in the game to put Virginia Tech ahead 66-59, and the Hokies earned a 70-63 win over the Miami (FL) Hurricanes at home Thursday.

The Hokies (21-7, 13-4) had three players score in double figures, led by Elizabeth Kitley, who had a double-double with 18 points and 12 rebounds. Sheppard tacked on 16 points and four assists and Emily Lytle helped out with 12 points from the bench.

Virginia Tech out-rebounded Miami (FL) 37-30 in Thursday's game, paced by Kitley's 12 boards.

Virginia Tech forced 14 Miami (FL) turnovers. The Hokies turned those takeaways into 20 points on the other end of the floor. Cayla King led the way individually with two steals.

#### How It Happened

After jumping out to a 10-9 advantage, Virginia Tech went on a 5-0 run with 3:22 left in the first quarter, culminating in a bucket from Kayana Traylor, to increase its lead to 15-9. The Hokies then lost some of that lead, but still entered the quarter break with a 20-18 advantage. Virginia Tech relied on its three-point shooting in the period, knocking down four shots to account for 12 of its 20 points.

Miami (FL) rallied to take a 23-20 lead before Virginia Tech went on an 8-0 run starting at the 8:50 mark in the second period, highlighted by a three from Lytle, to take a 28-23 lead. The Hurricanes then came roaring back to take a 30-28 lead heading into halftime.

Miami (FL) continued to increase its lead after halftime, building a 49-45 advantage before Virginia Tech went on a 5-0 run, punctuated by a basket from D'Asia Gregg, to grab a 50-49 lead with zero seconds to go in the third, a score which remained until the end of the third quarter. Virginia Tech played well near the basket, scoring 14 of its 22 points in the paint.

Virginia Tech kept widening that lead, expanding it to 54-52 before going on a 6-0 run to grow the lead to 60-52 with 6:06 to go in the contest. The Hurricanes narrowed the margin somewhat before the game was over, but the Hokies still cruised the rest of the way for the 70-63 win. Virginia Tech fired away from deep in the quarter, knocking down three shots to account for nine of its 20 points.

# 2022-23 SEASON GAME-BY-GAME BOX SCORES

## GAME ONE: VIRGINIA TECH 101 - MOUNT ST. MARY'S 45



Official Basketball Box Score - Final  
**Mount St. Mary's at Virginia Tech**  
 11/07/22 Cassell Coliseum, Blacksburg, VA  
 2022-23 Women's Basketball

Game Time: 5:00 PM  
 Game Duration: 1:50  
 Attendance: 2,104

Officials: Billy Smith, Courtney Robinson, Terri Paris

| NO.    | Name                   | Min   | FG    |      |      | 3P  |    |     | FT |    |     | Rebounds |    | Fouls |    | TP | AS | TO | ST | Blocks |    |     | +/- |
|--------|------------------------|-------|-------|------|------|-----|----|-----|----|----|-----|----------|----|-------|----|----|----|----|----|--------|----|-----|-----|
|        |                        |       | M     | A    | M/A  | M   | A  | M/A | O  | R  | O/R | O/T      | FF | FD    | BS |    |    |    |    | BA     | BA |     |     |
| 00     | Isabella Hunt          | F     | 21:06 | 3-12 | 0-4  | 0-0 | 1  | 2   | 3  | 5  | 2   | 6        | 3  | 5     | 3  | 0  | 0  | 0  | 0  | 0      | 0  | 0   | -24 |
| 43     | Natalie Villalor       | F     | 28:48 | 3-8  | 2-4  | 2-4 | 1  | 3   | 2  | 4  | 11  | 0        | 1  | 1     | 0  | 0  | 0  | 0  | 0  | 0      | 0  | 0   | -32 |
| 4      | Jo Ruffo               | G     | 27:24 | 2-9  | 1-6  | 0-0 | 0  | 2   | 2  | 3  | 0   | 5        | 2  | 4     | 0  | 0  | 0  | 0  | 0  | 0      | 0  | 0   | -27 |
| 10     | Michaela Harrison      | G     | 28:30 | 5-14 | 4-11 | 1-1 | 0  | 0   | 0  | 0  | 25  | 0        | 1  | 0     | 0  | 0  | 1  | 0  | 0  | 0      | 0  | -24 |     |
| 22     | Jessica Tomasetti      | G     | 24:04 | 1-2  | 0-0  | 0-0 | 2  | 3   | 2  | 2  | 2   | 1        | 3  | 0     | 0  | 0  | 0  | 0  | 0  | 0      | 0  | -22 |     |
| 11     | Jada Lee               | 00:46 | 0-0   | 0-0  | 0-0  | 0   | 0  | 0   | 0  | 0  | 0   | 0        | 0  | 0     | 0  | 0  | 0  | 0  | 0  | 0      | 0  | -2  |     |
| 15     | Jasmine Lindsay-Huskey | F     | 16:35 | 0-1  | 0-1  | 0-0 | 0  | 0   | 1  | 2  | 2   | 0        | 0  | 0     | 0  | 0  | 0  | 0  | 0  | 0      | 0  | -33 |     |
| 25     | Carissa Dunham         | 05:58 | 0-3   | 0-2  | 0-0  | 1   | 0  | 1   | 2  | 1  | 0   | 1        | 3  | 1     | 0  | 0  | 0  | 0  | 0  | 0      | 0  | -43 |     |
| 2      | Kernia Ward            | 05:43 | 0-1   | 0-0  | 0-0  | 1   | 1  | 1   | 5  | 1  | 0   | 1        | 1  | 0     | 0  | 0  | 0  | 0  | 0  | 0      | 0  | -13 |     |
| 3      | McKenzie Matheny       | 09:43 | 1-3   | 1-2  | 0-0  | 0   | 0  | 0   | 0  | 5  | 3   | 0        | 0  | 0     | 0  | 0  | 0  | 0  | 0  | 0      | 0  | -17 |     |
| 12     | Giana Hoddinott        | 10:53 | 0-1   | 0-0  | 0-0  | 1   | 1  | 1   | 1  | 0  | 0   | 1        | 0  | 0     | 0  | 0  | 0  | 0  | 0  | 0      | 0  | -18 |     |
| 33     | Isabella Pelcia        | 05:47 | 0-2   | 0-1  | 0-0  | 1   | 1  | 1   | 1  | 1  | 3   | 0        | 0  | 0     | 0  | 0  | 0  | 0  | 0  | 0      | 0  | -14 |     |
| 20     | Jeadyn Jamison         | 05:03 | 0-2   | 0-2  | 0-0  | 0   | 1  | 1   | 0  | 0  | 0   | 0        | 1  | 0     | 0  | 0  | 0  | 0  | 0  | 0      | 0  | -11 |     |
| Team   |                        |       |       |      |      |     |    |     |    |    | 3   | 6        | 0  | 0     | 0  | 0  | 0  | 0  | 0  | 0      | 0  | -3  |     |
| Totals |                        |       | 15-56 | 8-33 | 7-8  | 10  | 13 | 23  | 29 | 15 | 45  | 9        | 24 | 5     | 1  | 7  | 0  | 0  | 0  | 0      | 0  | -56 |     |

Technical Fouls: NONE

Dead Ball Rebounds: 0/0

| NO.    | Name            | Min   | FG    |       |       | 3P  |    |     | FT |    |     | Rebounds |    | Fouls |    | TP | AS | TO | ST | Blocks |    |    | +/- |
|--------|-----------------|-------|-------|-------|-------|-----|----|-----|----|----|-----|----------|----|-------|----|----|----|----|----|--------|----|----|-----|
|        |                 |       | M     | A     | M/A   | M   | A  | M/A | O  | R  | O/R | O/T      | FF | FD    | BS |    |    |    |    | BA     | BA |    |     |
| 13     | Taylor Soule    | F     | 27:23 | 4-8   | 0-2   | 6-6 | 1  | 1   | 5  | 1  | 8   | 14       | 2  | 3     | 4  | 0  | 0  | 0  | 0  | 0      | 0  | 0  | 38  |
| 33     | Elizabeth Kiley | C     | 27:23 | 5-7   | 1-1   | 7-7 | 1  | 8   | 9  | 3  | 18  | 1        | 3  | 0     | 6  | 0  | 0  | 0  | 0  | 0      | 0  | 0  | 44  |
| 5      | Georgia Amoree  | G     | 32:03 | 4-7   | 2-3   | 1-2 | 1  | 5   | 6  | 0  | 11  | 9        | 5  | 0     | 0  | 0  | 0  | 0  | 0  | 0      | 0  | 44 |     |
| 15     | Ashley Owusu    | G     | 27:40 | 4-8   | 0-0   | 1-3 | 1  | 2   | 4  | 4  | 9   | 4        | 4  | 1     | 0  | 1  | 0  | 0  | 0  | 0      | 0  | 30 |     |
| 22     | Cayla King      | G     | 23:29 | 10-17 | 9-16  | 4-5 | 2  | 2   | 4  | 1  | 3   | 33       | 2  | 0     | 0  | 0  | 0  | 0  | 0  | 0      | 0  | 37 |     |
| 23     | Kayana Traylor  | F     | 18:34 | 4-8   | 1-2   | 2-2 | 2  | 2   | 4  | 1  | 11  | 3        | 2  | 3     | 0  | 0  | 0  | 0  | 0  | 0      | 0  | 33 |     |
| 11     | Dasia Gregg     | 17:37 | 0-0   | 0-0   | 0-0   | 3   | 3  | 2   | 0  | 0  | 0   | 0        | 0  | 0     | 0  | 0  | 0  | 0  | 0  | 0      | 0  | 29 |     |
| 10     | Charlise Dunn   | 08:27 | 1-2   | 1-2   | 2-2   | 0   | 1  | 1   | 2  | 5  | 0   | 0        | 0  | 0     | 0  | 0  | 0  | 0  | 0  | 0      | 0  | 8  |     |
| 32     | Clara Ford      | 08:48 | 0-0   | 0-0   | 0-0   | 2   | 2  | 2   | 1  | 0  | 0   | 0        | 0  | 0     | 0  | 0  | 0  | 0  | 0  | 0      | 0  | 11 |     |
| 35     | Taylor Geiman   | 08:36 | 0-2   | 0-2   | 0-0   | 1   | 1  | 2   | 1  | 0  | 0   | 0        | 0  | 0     | 0  | 0  | 0  | 0  | 0  | 0      | 0  | 7  |     |
| Team   |                 |       |       |       |       |     |    |     |    |    | 6   | 7        | 0  | 0     | 0  | 0  | 0  | 0  | 0  | 0      | 0  | 0  |     |
| Totals |                 |       | 32-57 | 14-28 | 23-27 | 13  | 32 | 45  | 15 | 29 | 101 | 21       | 19 | 8     | 7  | 1  | 56 |    |    |        |    |    |     |

Technical Fouls: NONE

Dead Ball Rebounds: 2/0

| MSM                       | Hokies                    | Points from Turnovers     | MSM Hokies | Period by Period Scoring |        |     |     |
|---------------------------|---------------------------|---------------------------|------------|--------------------------|--------|-----|-----|
|                           |                           |                           |            | 1st                      | 2nd    | 3rd | 4th |
| 0 (1 <sup>st</sup> 10:00) | 59 (4 <sup>th</sup> 1:20) | 12                        | 34         | 5                        | 14     | 18  | 8   |
| Best Scoring Run          | 5 (2 <sup>nd</sup> 8:57)  | 20 (1 <sup>st</sup> 0:55) | 2          | 19                       | 5      | 14  | 8   |
| Lead Changes              | 0                         | Second Chance             | 2          | 19                       | MSM    | 5   | 14  |
| Times Tied                | 0                         | Fast Breaks               | 0          | 17                       | Hokies | 23  | 20  |
| Time with Lead            | 00:00                     | Bench                     | 6          | 16                       | Hokies | 23  | 20  |

## GAME TWO: VIRGINIA TECH 67 - BUCKNELL 41



Official Basketball Box Score - Final  
**Bucknell at Virginia Tech**  
 11/11/22 Cassell Coliseum, Blacksburg, VA  
 2022-23 Women's Basketball

Game Time: 7:30 PM  
 Game Duration: 1:47  
 Attendance: 2,268

Officials: Felix Coskco-Stephens, Erica Herрман, Bobby Ray

| NO.    | Name             | Min   | FG    |      |     | 3P  |    |     | FT |    |     | Rebounds |    | Fouls |    | TP | AS | TO | ST | Blocks |    |    | +/- |
|--------|------------------|-------|-------|------|-----|-----|----|-----|----|----|-----|----------|----|-------|----|----|----|----|----|--------|----|----|-----|
|        |                  |       | M     | A    | M/A | M   | A  | M/A | O  | R  | O/R | O/T      | FF | FD    | BS |    |    |    |    | BA     | BA |    |     |
| 20     | Kaylee Reinbeau  | F     | 12:22 | 0-0  | 0-0 | 0-0 | 0  | 2   | 2  | 1  | 0   | 0        | 0  | 0     | 0  | 0  | 0  | 0  | 0  | 0      | 0  | 0  | -11 |
| 52     | Emma Shaffer     | F     | 21:13 | 2-6  | 0-0 | 0-0 | 2  | 3   | 5  | 5  | 0   | 4        | 0  | 6     | 0  | 0  | 0  | 0  | 0  | 0      | 0  | 0  | -6  |
| 3      | Cecelia Collins  | G     | 34:14 | 6-13 | 0-1 | 1-2 | 0  | 3   | 3  | 2  | 6   | 13       | 1  | 1     | 0  | 0  | 1  | 0  | 0  | 0      | 0  | 19 |     |
| 14     | Tal Johnson      | G     | 13:43 | 1-4  | 0-0 | 0-0 | 0  | 1   | 1  | 2  | 1   | 2        | 0  | 1     | 0  | 0  | 0  | 0  | 0  | 0      | 0  | 0  | -19 |
| 33     | Julie Kulesza    | G     | 14:03 | 2-3  | 0-0 | 1-2 | 0  | 0   | 0  | 1  | 2   | 5        | 0  | 0     | 0  | 0  | 0  | 0  | 0  | 0      | 0  | 0  | -15 |
| 0      | Emma Theodorsson | 27:38 | 4-9   | 2-5  | 0-0 | 2   | 2  | 2   | 2  | 2  | 2   | 0        | 4  | 0     | 0  | 0  | 0  | 0  | 0  | 0      | 0  | 0  | -15 |
| 10     | Isabella King    | 15:57 | 1-3   | 0-2  | 0-0 | 2   | 2  | 0   | 0  | 2  | 0   | 2        | 0  | 1     | 0  | 0  | 0  | 0  | 0  | 0      | 0  | -4 |     |
| 13     | Grace Sullivan   | 18:17 | 1-3   | 0-0  | 0-0 | 0   | 4  | 4   | 1  | 2  | 1   | 1        | 0  | 1     | 0  | 0  | 0  | 0  | 0  | 0      | 0  | 0  | -21 |
| 4      | Caroline Dingler | 27:05 | 1-1   | 0-0  | 0-0 | 1   | 6  | 7   | 1  | 3  | 2   | 1        | 2  | 0     | 0  | 0  | 0  | 0  | 0  | 0      | 0  | -7 |     |
| 11     | Bekki Matthews   | 04:58 | 0-0   | 0-0  | 1-2 | 0   | 0  | 0   | 0  | 1  | 1   | 0        | 1  | 0     | 0  | 0  | 0  | 0  | 0  | 0      | 0  | -7 |     |
| 1      | Remi Sisselman   | 10:00 | 0-1   | 0-1  | 0-0 | 0   | 0  | 0   | 0  | 1  | 0   | 0        | 2  | 0     | 0  | 0  | 0  | 0  | 0  | 0      | 0  | -1 |     |
| 31     | Nicole Davis     | 00:30 | 0-0   | 0-0  | 0-0 | 0   | 0  | 0   | 0  | 0  | 0   | 0        | 0  | 0     | 0  | 0  | 0  | 0  | 0  | 0      | 0  | -1 |     |
| Team   |                  |       |       |      |     |     |    |     |    |    | 1   | 2        | 0  | 0     | 0  | 0  | 0  | 0  | 0  | 0      | 0  | 0  |     |
| Totals |                  |       | 18-43 | 2-9  | 3-6 | 4   | 24 | 28  | 19 | 16 | 41  | 3        | 20 | 0     | 3  | 2  | 26 |    |    |        |    |    |     |

Technical Fouls: NONE

Dead Ball Rebounds: 3/1

| NO.    | Name            | Min   | FG    |       |       | 3P  |    |     | FT |    |     | Rebounds |    | Fouls |    | TP | AS | TO | ST | Blocks |    |    | +/- |
|--------|-----------------|-------|-------|-------|-------|-----|----|-----|----|----|-----|----------|----|-------|----|----|----|----|----|--------|----|----|-----|
|        |                 |       | M     | A     | M/A   | M   | A  | M/A | O  | R  | O/R | O/T      | FF | FD    | BS |    |    |    |    | BA     | BA |    |     |
| 13     | Taylor Soule    | F     | 25:47 | 2-8   | 0-1   | 2-4 | 0  | 4   | 4  | 5  | 6   | 1        | 0  | 1     | 0  | 0  | 0  | 0  | 0  | 0      | 0  | 0  | 25  |
| 33     | Elizabeth Kiley | C     | 35:22 | 10-10 | 0-0   | 2-2 | 6  | 7   | 13 | 1  | 6   | 22       | 2  | 1     | 1  | 1  | 1  | 0  | 0  | 0      | 0  | 23 |     |
| 5      | Georgia Amoree  | G     | 26:43 | 3-10  | 2-7   | 3-4 | 0  | 2   | 2  | 2  | 4   | 11       | 4  | 2     | 1  | 0  | 0  | 0  | 0  | 0      | 0  | 21 |     |
| 15     | Ashley Owusu    | G     | 27:21 | 2-9   | 1-1   | 4-4 | 3  | 3   | 3  | 2  | 9   | 2        | 2  | 1     | 0  | 0  | 0  | 0  | 0  | 0      | 0  | 28 |     |
| 22     | Cayla King      | G     | 30:52 | 3-6   | 2-5   | 0-0 | 1  | 4   | 5  | 0  | 0   | 0        | 1  | 0     | 0  | 0  | 0  | 0  | 0  | 0      | 0  | 13 |     |
| 23     | Kayana Traylor  | 28:50 | 3-7   | 0-2   | 3-4   | 0   | 4  | 4   | 2  | 9  | 2   | 2        | 0  | 0     | 0  | 0  | 0  | 0  | 0  | 0      | 0  | 13 |     |
| 11     | Dasia Gregg     | 14:37 | 0-0   | 0-0   | 0-0   | 1   | 4  | 5   | 2  | 0  | 0   | 0        | 0  | 0     | 0  | 0  | 0  | 0  | 0  | 0      | 0  | 1  |     |
| 10     | Charlise Dunn   | 04:33 | 1-3   | 0-2   | 0-0   | 0   | 0  | 0   | 0  | 0  | 0   | 2        | 0  | 0     | 0  | 0  | 0  | 0  | 0  | 0      | 0  | -3 |     |
| 35     | Taylor Geiman   | 02:25 | 0-0   | 0-0   | 0-0   | 0   | 0  | 0   | 0  | 0  | 0   | 0        | 0  | 0     | 0  | 0  | 0  | 0  | 0  | 0      | 0  | 0  |     |
| 14     | Maddie Vejsicky | 01:45 | 0-1   | 0-1   | 0-0   | 0   | 0  | 0   | 0  | 0  | 0   | 0        | 0  | 0     | 0  | 0  | 0  | 0  | 0  | 0      | 0  | -1 |     |
| 32     | Clara Ford      | 01:45 | 0-0   | 0-0   | 0-0   | 0   | 0  | 0   | 0  | 0  | 0   | 0        | 0  | 0     | 0  | 0  | 0  | 0  | 0  | 0      | 0  | -1 |     |
| Team   |                 |       |       |       |       |     |    |     |    |    | 1   | 0        | 0  | 0     | 0  | 0  | 0  | 0  | 0  | 0      | 0  | 0  |     |
| Totals |                 |       | 24-63 | 5-19  | 14-18 | 16  | 21 | 37  | 16 | 19 | 67  | 12       |    |       |    |    |    |    |    |        |    |    |     |

# 2022-23 SEASON GAME-BY-GAME BOX SCORES

## GAME FIVE: VIRGINIA TECH 73 - MISSOURI 57



Official Basketball Box Score - Final  
Virginia Tech at Missouri  
11/23/22 Baha Mar Convention Center, Nassau  
2022-23 Women's Basketball

Game Time: 1:30 PM  
Game Duration: 1:56

Officials: Nyasha Thompson, Karolina Tabin, Neoma Williams

| Virginia Tech - 73 |                 |     |       |      |       |          |       |    |    |    |    |        | Missouri - 57 |                    |     |     |     |     |     |     |     |     |      |      |      |      |   |    |
|--------------------|-----------------|-----|-------|------|-------|----------|-------|----|----|----|----|--------|---------------|--------------------|-----|-----|-----|-----|-----|-----|-----|-----|------|------|------|------|---|----|
| Record: 5-0        |                 |     |       |      |       |          |       |    |    |    |    |        | Record: 6-1   |                    |     |     |     |     |     |     |     |     |      |      |      |      |   |    |
| NO.                | Name            | Min | FG    | 3P   | FT    | Rebounds | Fouls | TP | AS | TO | ST | Blocks | +/-           | Shooting By Period |     |     |     |     |     |     |     |     |      |      |      |      |   |    |
|                    |                 |     | M/A   | M/A  | M/A   | OR       | DR    | FF | FD |    |    | BS     | BA            | 1st                | FG% | 2nd | FG% | 3rd | FG% | 4th | FG% | FT% | 3PT% | 3PT% | 3PT% | 3PT% |   |    |
| 13                 | Taylor Soule    | F   | 20:54 | 1-3  | 0-1   | 2-2      | 3     | 1  | 4  | 5  | 3  | 4      | 1             | 0                  | 0   | 0   | 0   | 0   | 0   | 0   | 0   | 0   | 0    | 0    | 0    | 0    | 0 | 3  |
| 33                 | Elizabeth Kiley | G   | 31:31 | 7-18 | 0-0   | 3-4      | 2     | 8  | 10 | 3  | 9  | 17     | 0             | 2                  | 1   | 2   | 1   | 2   | 1   | 2   | 1   | 2   | 1    | 2    | 1    | 2    | 1 | 12 |
| 5                  | Georgia Amoree  | G   | 38:29 | 4-12 | 3-8   | 4-4      | 0     | 3  | 3  | 3  | 15 | 6      | 1             | 0                  | 0   | 0   | 0   | 0   | 0   | 0   | 0   | 0   | 0    | 0    | 0    | 0    | 0 | 25 |
| 15                 | Ashley Owens    | G   | 26:06 | 3-6  | 0-0   | 0-0      | 2     | 1  | 3  | 0  | 1  | 6      | 2             | 2                  | 0   | 1   | 0   | 0   | 0   | 0   | 0   | 0   | 0    | 0    | 0    | 0    | 0 | 13 |
| 22                 | Cayla King      | G   | 26:49 | 2-5  | 1-4   | 0-0      | 1     | 2  | 3  | 4  | 2  | 2      | 2             | 1                  | 0   | 0   | 0   | 0   | 0   | 0   | 0   | 0   | 0    | 0    | 0    | 0    | 0 | 8  |
| 23                 | Kayana Traylor  | G   | 31:43 | 5-9  | 1-2   | 7-8      | 1     | 5  | 6  | 3  | 5  | 18     | 4             | 0                  | 1   | 0   | 1   | 0   | 1   | 0   | 1   | 0   | 1    | 0    | 1    | 0    | 1 | 9  |
| 11                 | Dasia Gregg     | G   | 20:49 | 3-4  | 1-2   | 1-2      | 1     | 3  | 4  | 3  | 2  | 8      | 0             | 1                  | 0   | 0   | 0   | 0   | 0   | 0   | 0   | 0   | 0    | 0    | 0    | 0    | 0 | 13 |
| 32                 | Clara Ford      | G   | 00:44 | 0-0  | 0-0   | 0-0      | 0     | 0  | 0  | 0  | 0  | 0      | 0             | 0                  | 0   | 0   | 0   | 0   | 0   | 0   | 0   | 0   | 0    | 0    | 0    | 0    | 0 | 1  |
| 35                 | Taylor Geiman   | G   | 02:56 | 0-0  | 0-0   | 0-0      | 0     | 0  | 0  | 0  | 0  | 0      | 0             | 0                  | 0   | 0   | 0   | 0   | 0   | 0   | 0   | 0   | 0    | 0    | 0    | 0    | 0 | 3  |
| Team               |                 |     |       |      |       |          |       |    |    |    |    |        |               |                    |     |     |     |     |     |     |     |     |      |      |      |      |   |    |
| Totals             |                 |     | 25:57 | 6:17 | 17:20 | 11       | 25    | 36 | 21 | 25 | 73 | 15     | 9             | 3                  | 3   | 2   | 1   | 6   | 1   | 6   | 1   | 6   | 1    | 6    | 1    | 6    | 1 | 6  |

Technical Fouls: NONE

Dead Ball Rebounds: 3-3

| Virginia Tech - 73 |                 |     |       |      |       |          |       |    |    |    |    |        | Missouri - 57 |                    |     |     |     |     |     |     |     |     |      |      |      |      |   |    |
|--------------------|-----------------|-----|-------|------|-------|----------|-------|----|----|----|----|--------|---------------|--------------------|-----|-----|-----|-----|-----|-----|-----|-----|------|------|------|------|---|----|
| Record: 5-0        |                 |     |       |      |       |          |       |    |    |    |    |        | Record: 6-1   |                    |     |     |     |     |     |     |     |     |      |      |      |      |   |    |
| NO.                | Name            | Min | FG    | 3P   | FT    | Rebounds | Fouls | TP | AS | TO | ST | Blocks | +/-           | Shooting By Period |     |     |     |     |     |     |     |     |      |      |      |      |   |    |
|                    |                 |     | M/A   | M/A  | M/A   | OR       | DR    | FF | FD |    |    | BS     | BA            | 1st                | FG% | 2nd | FG% | 3rd | FG% | 4th | FG% | FT% | 3PT% | 3PT% | 3PT% | 3PT% |   |    |
| 43                 | Hayley Frank    | F   | 33:22 | 3-9  | 0-4   | 2-2      | 1     | 3  | 4  | 2  | 4  | 8      | 2             | 1                  | 0   | 0   | 0   | 0   | 0   | 0   | 0   | 0   | 0    | 0    | 0    | 0    | 0 | 14 |
| 32                 | Jayla Kelly     | C   | 11:55 | 1-4  | 0-0   | 0-3      | 1     | 1  | 2  | 5  | 3  | 2      | 0             | 2                  | 0   | 0   | 0   | 0   | 0   | 0   | 0   | 0   | 0    | 0    | 0    | 0    | 0 | 1  |
| 1                  | Lauren Hansen   | G   | 21:39 | 2-9  | 1-4   | 0-0      | 0     | 0  | 0  | 0  | 3  | 5      | 0             | 1                  | 0   | 0   | 0   | 0   | 0   | 0   | 0   | 0   | 0    | 0    | 0    | 0    | 0 | 11 |
| 10                 | Katlyn Gilbert  | G   | 08:41 | 0-1  | 0-0   | 0-0      | 0     | 3  | 0  | 0  | 2  | 2      | 0             | 0                  | 0   | 0   | 0   | 0   | 0   | 0   | 0   | 0   | 0    | 0    | 0    | 0    | 0 | 0  |
| 13                 | Haley Troup     | G   | 37:09 | 6-12 | 4-7   | 5-5      | 1     | 2  | 3  | 1  | 6  | 21     | 1             | 0                  | 0   | 0   | 0   | 0   | 0   | 0   | 0   | 0   | 0    | 0    | 0    | 0    | 0 | 16 |
| 2                  | Sara-Rose Smith | G   | 24:06 | 1-4  | 0-0   | 0-0      | 1     | 3  | 4  | 2  | 0  | 2      | 0             | 1                  | 2   | 0   | 1   | 2   | 0   | 1   | 1   | 2   | 0    | 1    | 1    | 2    | 0 | 17 |
| 20                 | Sarah Linthacum | G   | 20:49 | 1-2  | 0-0   | 0-0      | 0     | 3  | 3  | 1  | 2  | 0      | 0             | 1                  | 0   | 0   | 0   | 0   | 0   | 0   | 0   | 0   | 0    | 0    | 0    | 0    | 0 | 5  |
| 4                  | Mama Dembele    | F   | 17:37 | 1-2  | 0-1   | 1-4      | 0     | 0  | 0  | 4  | 4  | 3      | 2             | 1                  | 1   | 0   | 0   | 0   | 0   | 0   | 0   | 0   | 0    | 0    | 0    | 0    | 0 | 12 |
| 24                 | Ashon Judd      | F   | 19:29 | 1-2  | 1-2   | 4-4      | 1     | 2  | 3  | 2  | 2  | 7      | 0             | 1                  | 0   | 0   | 0   | 0   | 0   | 0   | 0   | 0   | 0    | 0    | 0    | 0    | 0 | 11 |
| 21                 | Averi Kroenke   | G   | 09:54 | 0-1  | 0-1   | 2-2      | 0     | 0  | 0  | 2  | 2  | 0      | 0             | 0                  | 0   | 0   | 0   | 0   | 0   | 0   | 0   | 0   | 0    | 0    | 0    | 0    | 0 | 6  |
| 40                 | Micha Linthacum | G   | 02:17 | 2-2  | 1-1   | 0-0      | 0     | 1  | 1  | 0  | 1  | 5      | 0             | 0                  | 0   | 0   | 0   | 0   | 0   | 0   | 0   | 0   | 0    | 0    | 0    | 0    | 0 | 1  |
| Team               |                 |     |       |      |       |          |       |    |    |    |    |        |               |                    |     |     |     |     |     |     |     |     |      |      |      |      |   |    |
| Totals             |                 |     | 18:48 | 7:21 | 14:20 | 6        | 18    | 24 | 25 | 21 | 57 | 8      | 12            | 3                  | 2   | 3   | 2   | 3   | 2   | 3   | 2   | 3   | 2    | 3    | 2    | 3    | 2 | 3  |

Technical Fouls: NONE

Dead Ball Rebounds: 2-3

| Virginia Tech - 73        |  |  |  |  |  |  |  |  |  |  |  |  | Missouri - 57               |  |  |  |  |  |  |  |  |  |  |  |  |
|---------------------------|--|--|--|--|--|--|--|--|--|--|--|--|-----------------------------|--|--|--|--|--|--|--|--|--|--|--|--|
| Record: 5-0               |  |  |  |  |  |  |  |  |  |  |  |  | Record: 6-1                 |  |  |  |  |  |  |  |  |  |  |  |  |
| Biggest lead              |  |  |  |  |  |  |  |  |  |  |  |  | Points from Turnovers       |  |  |  |  |  |  |  |  |  |  |  |  |
| 20 (4 <sup>th</sup> 2:00) |  |  |  |  |  |  |  |  |  |  |  |  | 5 (2 <sup>nd</sup> 9:28)    |  |  |  |  |  |  |  |  |  |  |  |  |
| Best Scoring Run          |  |  |  |  |  |  |  |  |  |  |  |  | Period by Period Scoring    |  |  |  |  |  |  |  |  |  |  |  |  |
| 10 (3 <sup>rd</sup> 7:06) |  |  |  |  |  |  |  |  |  |  |  |  | 1st   2nd   3rd   4th   TOT |  |  |  |  |  |  |  |  |  |  |  |  |
| Lead Changes              |  |  |  |  |  |  |  |  |  |  |  |  | VT   11   15   23   24   73 |  |  |  |  |  |  |  |  |  |  |  |  |
| Times Tied                |  |  |  |  |  |  |  |  |  |  |  |  | UM   14   14   9   20   57  |  |  |  |  |  |  |  |  |  |  |  |  |
| Time with Lead            |  |  |  |  |  |  |  |  |  |  |  |  | VT   19:11   18:13          |  |  |  |  |  |  |  |  |  |  |  |  |



## GAME SIX: VIRGINIA TECH 89 - LONGWOOD 28



Official Basketball Box Score - Final  
Virginia Tech at Longwood  
11/27/22 Casell Coliseum, Blacksburg, VA  
2022-23 Women's Basketball

Game Time: 2:00 PM  
Game Duration: 1:54  
Attendance: 1,913

Officials: Fatus Cissoko-Stephens, Ne Coppell, Linda Miles

| Longwood - 28 |                     |     |       |      |     |          |       |    |    |    |    |        | Virginia Tech - 89 |                    |     |     |     |     |     |     |     |     |      |      |      |      |   |    |
|---------------|---------------------|-----|-------|------|-----|----------|-------|----|----|----|----|--------|--------------------|--------------------|-----|-----|-----|-----|-----|-----|-----|-----|------|------|------|------|---|----|
| Record: 1-5   |                     |     |       |      |     |          |       |    |    |    |    |        | Record: 6-0        |                    |     |     |     |     |     |     |     |     |      |      |      |      |   |    |
| NO.           | Name                | Min | FG    | 3P   | FT  | Rebounds | Fouls | TP | AS | TO | ST | Blocks | +/-                | Shooting By Period |     |     |     |     |     |     |     |     |      |      |      |      |   |    |
|               |                     |     | M/A   | M/A  | M/A | OR       | DR    | FF | FD |    |    | BS     | BA                 | 1st                | FG% | 2nd | FG% | 3rd | FG% | 4th | FG% | FT% | 3PT% | 3PT% | 3PT% | 3PT% |   |    |
| 0             | Brooke Anya         | F   | 12:08 | 2-7  | 1-4 | 0-0      | 1     | 0  | 1  | 3  | 1  | 5      | 1                  | 0                  | 1   | 0   | 1   | 0   | 1   | 0   | 2   | 0   | 0    | 0    | 0    | 0    | 0 | 8  |
| 1             | Bailey Williams     | G   | 28:36 | 2-7  | 1-3 | 0-0      | 0     | 1  | 1  | 1  | 0  | 5      | 1                  | 0                  | 0   | 0   | 0   | 0   | 0   | 0   | 0   | 0   | 0    | 0    | 0    | 0    | 0 | 5  |
| 3             | Adriana Ship        | G   | 22:14 | 2-11 | 0-3 | 0-0      | 3     | 4  | 7  | 5  | 1  | 4      | 1                  | 2                  | 0   | 0   | 0   | 0   | 0   | 0   | 0   | 0   | 0    | 0    | 0    | 0    | 0 | 25 |
| 10            | Janay Turner        | G   | 26:50 | 1-11 | 0-4 | 2-2      | 0     | 2  | 2  | 2  | 2  | 4      | 0                  | 3                  | 0   | 0   | 0   | 0   | 0   | 0   | 0   | 0   | 0    | 0    | 0    | 0    | 0 | 14 |
| 30            | Anne-Hamilton Leroy | G   | 19:22 | 1-7  | 0-0 | 0-0      | 1     | 1  | 1  | 3  | 2  | 4      | 0                  | 4                  | 0   | 0   | 0   | 0   | 0   | 0   | 0   | 0   | 0    | 0    | 0    | 0    | 0 | 29 |
| 14            | Alyssa Chapman      | F   | 13:07 | 1-4  | 1-1 | 0-0      | 0     | 0  | 2  | 2  | 2  | 1      | 3                  | 0                  | 0   | 0   | 0   | 0   | 0   | 0   | 0   | 0   | 0    | 0    | 0    | 0    | 0 | 20 |
| 22            | Steph Davis         | F   | 17:31 | 1-4  | 0-1 | 0-0      | 1     | 1  | 2  | 4  | 1  | 2      | 0                  | 3                  | 0   | 0   | 0   | 0   | 0   | 0   | 0   | 0   | 0    | 0    | 0    | 0    | 0 | 26 |
| 4             | Chadsonny Harley    | F   | 18:25 | 0-5  | 0-2 | 3-6      | 0     | 0  | 0  | 0  | 5  | 3      | 1                  | 2                  | 1   | 0   | 0   | 0   | 0   | 0   | 0   | 0   | 0    | 0    | 0    | 0    | 0 | 32 |
| 2             | Mlou Venema         | F   | 19:16 | 0-3  | 0-0 | 0-0      | 0     | 0  | 0  | 0  | 0  | 0      | 0                  | 0                  | 0   | 0   | 0   | 0   | 0   | 0   | 0   | 0   | 0    | 0    | 0    | 0    | 0 | 33 |
| 24            | Geassy Germano      | F   | 12:08 | 0-0  | 0-0 | 0-0      | 2     | 2  | 2  | 2  | 0  | 0      | 0                  | 3                  | 1   | 1   | 0   | 0   | 0   | 0   | 0   | 0   | 0    | 0    | 0    | 0    | 0 | 25 |
| 11            | Daysha Reid         | G   | 06:56 | 0-0  | 0-0 | 0-0      | 1     | 1  | 3  | 0  | 0  | 0      | 0                  | 0                  | 0   | 0   | 0   | 0   | 0   | 0   | 0   | 0   | 0    | 0    | 0    | 0    | 0 | 14 |
| 23            | Jael Hall           | F   | 03:27 | 0-1  | 0-0 | 0-0      | 0     | 0  | 0  | 1  | 1  | 0      | 0                  | 0                  | 0   | 0   | 0   | 0   | 0   | 0   | 0   | 0   | 0    | 0    | 0    | 0    | 0 | 18 |
| Team          |                     |     |       |      |     |          |       |    |    |    |    |        |                    |                    |     |     |     |     |     |     |     |     |      |      |      |      |   |    |
| Totals        |                     |     | 10:80 | 3:18 | 5:8 | 11       | 19    | 30 | 27 | 12 | 28 | 4      | 17                 | 4                  | 1   | 7   | 0   | 1   | 7   | 0   | 1   | 7   | 0    | 1    | 7    | 0    | 1 | 81 |

Technical Fouls: NONE

Dead Ball Rebounds: 1-0

| Longwood - 28             |  |  |  |  |  |  |  |  |  |  |  |  | Virginia Tech - 89          |  |  |  |  |  |  |  |  |  |  |  |  |
|---------------------------|--|--|--|--|--|--|--|--|--|--|--|--|-----------------------------|--|--|--|--|--|--|--|--|--|--|--|--|
| Record: 1-5               |  |  |  |  |  |  |  |  |  |  |  |  | Record: 6-0                 |  |  |  |  |  |  |  |  |  |  |  |  |
| Biggest lead              |  |  |  |  |  |  |  |  |  |  |  |  | Points from Turnovers       |  |  |  |  |  |  |  |  |  |  |  |  |
| 0 (1 <sup>st</sup> 10:00) |  |  |  |  |  |  |  |  |  |  |  |  | 62 (4 <sup>th</sup> 0:10)   |  |  |  |  |  |  |  |  |  |  |  |  |
| Best Scoring Run          |  |  |  |  |  |  |  |  |  |  |  |  | Period by Period Scoring    |  |  |  |  |  |  |  |  |  |  |  |  |
| 6 (3 <sup>rd</sup> 5:52)  |  |  |  |  |  |  |  |  |  |  |  |  | 1st   2nd   3rd   4th   TOT |  |  |  |  |  |  |  |  |  |  |  |  |
| Lead Changes              |  |  |  |  |  |  |  |  |  |  |  |  | LU   4   6   11   7   28    |  |  |  |  |  |  |  |  |  |  |  |  |
| Times Tied                |  |  |  |  |  |  |  |  |  |  |  |  | VTCH   20   21   27   89    |  |  |  |  |  |  |  |  |  |  |  |  |
| Time with Lead            |  |  |  |  |  |  |  |  |  |  |  |  | VTCH   00:00   38:11        |  |  |  |  |  |  |  |  |  |  |  |  |



## GAME SEVEN: VIRGINIA TECH 85 - NEBRASKA 54



Official Basketball Box Score - Final  
Virginia Tech at Nebraska  
12/01/22 Casell Coliseum, Blacksburg, VA  
2022-23 Women's Basketball

Game Time: 7:00 PM  
Game Duration: 1:47  
Attendance: 2,681

Officials: Maj Forsberg, Eric Ewerton, Mark Berger

| Nebraska - 54 |                 |     |       |      |     |          |       |    |    |    |    |        | Virginia Tech - 85 |                    |     |     |     |     |     |     |     |     |      |      |      |      |
|---------------|-----------------|-----|-------|------|-----|----------|-------|----|----|----|----|--------|--------------------|--------------------|-----|-----|-----|-----|-----|-----|-----|-----|------|------|------|------|
| Record: 5-3   |                 |     |       |      |     |          |       |    |    |    |    |        | Record: 7-0        |                    |     |     |     |     |     |     |     |     |      |      |      |      |
| NO.           | Name            | Min | FG    | 3P   | FT  | Rebounds | Fouls | TP | AS | TO | ST | Blocks | +/-                | Shooting By Period |     |     |     |     |     |     |     |     |      |      |      |      |
|               |                 |     | M/A   | M/A  | M/A | OR       | DR    | FF | FD |    |    | BS     | BA                 | 1st                | FG% | 2nd | FG% | 3rd | FG% | 4th | FG% | FT% | 3PT% | 3PT% | 3PT% | 3PT% |
| 34            | Isabelle Bourne | F   | 28:48 | 6-11 | 1-2 | 2-4      | 3     | 9  | 12 | 3  | 4  | 15     | 0                  | 1                  | 1   | 0   | 0   | 0   |     |     |     |     |      |      |      |      |

# 2022-23 SEASON GAME-BY-GAME BOX SCORES

## GAME NINE: VIRGINIA TECH 73 - BOSTON COLLEGE 58

Official Basketball Box Score - Final  
**Virginia Tech at Boston College**  
 12/07/22 Conte Forum, Chestnut Hill, Mass.  
 2022-23 Women's Basketball

Game Time: 6:00 PM  
 Game Duration: 1:50  
 Attendance: 1,112  
 Officials: Joseph Vascy, Pauline Spurlock-Webb, Meadow Overstreet

Record: 9-0 (1-0)

| NO.    | Name             | Min     | FG    |      | 3P   |      | FT  |     | Rebounds | Fouls | TP | AS | TO | ST | Blocks |    | +/- |
|--------|------------------|---------|-------|------|------|------|-----|-----|----------|-------|----|----|----|----|--------|----|-----|
|        |                  |         | M.A.  | M.A. | M.A. | M.A. | BS  | BA  |          |       |    |    |    |    |        |    |     |
| 13     | Taylor Soule     | F 27:47 | 4-7   | 1-1  | 0-0  | 3-2  | 5-4 | 4-4 | 9        | 2     | 3  | 2  | 2  | 0  | 0      | 10 |     |
| 33     | Elizabeth Kisley | G 36:48 | 9-18  | 0-0  | 4-5  | 11   | 12  | 4   | 3        | 22    | 3  | 4  | 2  | 2  | 2      | 17 |     |
| 5      | Georgia Amoree   | G 40:00 | 2-5   | 0-1  | 4-4  | 0    | 1   | 1   | 1        | 4     | 8  | 5  | 1  | 0  | 0      | 15 |     |
| 22     | Cayla King       | G 39:12 | 5-8   | 5-8  | 1-1  | 2-3  | 2   | 1   | 16       | 2     | 1  | 1  | 0  | 0  | 0      | 15 |     |
| 23     | Kayana Traylor   | G 19:44 | 4-9   | 1-3  | 0-1  | 1    | 0   | 1   | 4        | 2     | 9  | 1  | 4  | 0  | 0      | 1  | 9   |
| 11     | D'asia Gregg     | 25:55   | 2-5   | 0-2  | 0-0  | 2    | 5   | 7   | 2        | 0     | 4  | 5  | 3  | 0  | 0      | 1  | 7   |
| 35     | Taylor Geiman    | 08:26   | 1-1   | 1-1  | 0-0  | 0    | 0   | 0   | 1        | 3     | 1  | 0  | 0  | 0  | 0      | 2  |     |
| 32     | Clara Ford       | 01:54   | 1-1   | 0-0  | 0-0  | 0    | 0   | 0   | 0        | 2     | 0  | 1  | 0  | 0  | 0      | 1  |     |
| 10     | Charlise Dunn    | 00:14   | 0-0   | 0-0  | 0-0  | 0    | 0   | 0   | 0        | 0     | 0  | 0  | 0  | 0  | 0      | 0  | -1  |
| Team   |                  |         | 2-3   | 5    | 0    | 0    | 1   |     |          |       |    |    |    |    |        |    |     |
| Totals |                  |         | 28-54 | 8-16 | 9-11 | 10   | 24  | 34  | 18       | 14    | 73 | 19 | 17 | 5  | 3      | 4  | 15  |

Shooting By Period  
 1st FGM: 7-17 41.2%  
 3PT%: 2-5 40.0%  
 FT%: 1-2 50%  
 2nd FGM: 10-13 76.9%  
 3PT%: 3-4 75.0%  
 FT%: 3-3 100%  
 3rd FGM: 6-11 54.5%  
 3PT%: 2-4 50.0%  
 FT%: 2-2 100%  
 4th FGM: 5-13 38.5%  
 3PT%: 1-3 33.3%  
 FT%: 3-4 75%  
 GM FGM: 28-54 51.9%  
 3PT%: 8-16 50.0%  
 FT%: 9-11 81.8%

Technical Fouls: NONE  
 Dead Ball Rebounds: 0

Record: 7-4 (0-1)

| NO.    | Name              | Min     | FG    |      | 3P    |      | FT |    | Rebounds | Fouls | TP | AS | TO | ST | Blocks |     | +/- |
|--------|-------------------|---------|-------|------|-------|------|----|----|----------|-------|----|----|----|----|--------|-----|-----|
|        |                   |         | M.A.  | M.A. | M.A.  | M.A. | BS | BA |          |       |    |    |    |    |        |     |     |
| 5      | Maria Galdeng     | G 35:26 | 5-9   | 0-0  | 4-6   | 2    | 4  | 6  | 2        | 7     | 14 | 3  | 4  | 0  | 3      | 2   | -11 |
| 4      | JoJo Lacey        | G 33:04 | 3-7   | 0-1  | 0-0   | 1    | 1  | 4  | 0        | 6     | 1  | 1  | 1  | 0  | 0      | -18 |     |
| 20     | Taina Mair        | G 40:00 | 5-12  | 1-5  | 0-0   | 3    | 3  | 2  | 0        | 11    | 6  | 1  | 1  | 0  | 0      | -15 |     |
| 21     | Andrea Daley      | G 36:26 | 4-9   | 1-1  | 6-8   | 3    | 3  | 6  | 2        | 7     | 2  | 4  | 1  | 1  | 0      | -7  |     |
| 24     | Dontavia Waggoner | G 33:02 | 5-13  | 0-0  | 0-0   | 1    | 4  | 5  | 3        | 10    | 0  | 1  | 6  | 0  | 1      | -14 |     |
| 12     | Rily VanTimmeren  | 20:45   | 0-4   | 0-2  | 2-2   | 0    | 0  | 0  | 0        | 1     | 2  | 0  | 1  | 0  | 0      | -12 |     |
| 3      | Ava McGee         | 01:07   | 0-0   | 0-0  | 0-0   | 0    | 0  | 0  | 0        | 0     | 0  | 0  | 0  | 0  | 0      | 2   |     |
| Team   |                   |         | 3     | 3    | 6     |      |    |    |          |       |    |    |    |    |        |     |     |
| Totals |                   |         | 22-54 | 2-9  | 12-16 | 9    | 18 | 27 | 14       | 18    | 58 | 12 | 12 | 9  | 4      | 3   | -15 |

Shooting By Period  
 1st FGM: 5-17 29.4%  
 3PT%: 1-4 25.0%  
 FT%: 0-0 0%  
 2nd FGM: 6-12 50.0%  
 3PT%: 0-2 0.0%  
 FT%: 5-6 83.3%  
 3rd FGM: 9-9 100%  
 3PT%: 1-2 50.0%  
 FT%: 3-4 75%  
 4th FGM: 4-10 40.0%  
 3PT%: 0-1 0.0%  
 FT%: 4-6 66.7%  
 GM FGM: 22-54 40.7%  
 3PT%: 2-9 22.2%  
 FT%: 12-16 75.0%

Technical Fouls: NONE  
 Dead Ball Rebounds: 0

|                  |  | VT                        | BC                        |
|------------------|--|---------------------------|---------------------------|
| Biggest lead     |  | 19 (2 <sup>nd</sup> 0:06) | 0 (1 <sup>st</sup> 10:00) |
| Best Scoring Run |  | 10 (1 <sup>st</sup> 0:26) | 5 (2 <sup>nd</sup> 9:24)  |
| Lead Changes     |  | 0                         | 0                         |
| Times Tied       |  | 1                         | 0                         |
| Time with Lead   |  | 38:46                     | 00:00                     |

|                       |  | VT | BC |
|-----------------------|--|----|----|
| Points from Turnovers |  | 14 | 14 |
| Paint                 |  | 26 | 30 |
| Second Chance         |  | 10 | 5  |
| Fast Breaks           |  | 6  | 9  |
| Bench                 |  | 9  | 2  |

|                          |     | VT  | BC  |     |    |
|--------------------------|-----|-----|-----|-----|----|
| Period by Period Scoring |     | 1st | 2nd |     |    |
| 1st                      | 2nd | 3rd | 4th | TOT |    |
| VT                       | 17  | 26  | 16  | 14  | 73 |
| BC                       | 7   | 17  | 22  | 12  | 58 |



## GAME 10: VIRGINIA TECH 86 - UNC ASHEVILLE 48

Official Basketball Box Score - Final  
**UNC Asheville at Virginia Tech**  
 12/11/22 Cassell Coliseum, Blacksburg, Va.  
 2022-23 Women's Basketball

Game Time: 1:00 PM  
 Game Duration: 1:45  
 Attendance: 2,027  
 Officials: Denise Brooks, Safi Esho, Ray Bullock, Jr.

Record: 4-4

| NO.    | Name                    | Min     | FG    |      | 3P   |      | FT |    | Rebounds | Fouls | TP | AS | TO | ST | Blocks |     | +/- |
|--------|-------------------------|---------|-------|------|------|------|----|----|----------|-------|----|----|----|----|--------|-----|-----|
|        |                         |         | M.A.  | M.A. | M.A. | M.A. | BS | BA |          |       |    |    |    |    |        |     |     |
| 5      | Nycerra Minnis          | F 22:27 | 1-2   | 0-0  | 0-2  | 0    | 3  | 2  | 2        | 2     | 2  | 0  | 2  | 0  | 0      | -24 |     |
| 2      | Faith Adams             | G 07:25 | 1-4   | 1-2  | 0-0  | 0    | 0  | 0  | 1        | 3     | 1  | 0  | 0  | 0  | 1      | -3  |     |
| 12     | McKinley Brooks-Sumpter | G 23:57 | 5-10  | 0-2  | 1-1  | 0    | 7  | 4  | 2        | 11    | 0  | 4  | 0  | 1  | 0      | -20 |     |
| 23     | Mallory Bruce           | G 16:43 | 2-5   | 1-2  | 0-0  | 1    | 2  | 3  | 2        | 0     | 1  | 1  | 0  | 0  | 0      | -14 |     |
| 30     | Jordayna Ivey           | G 29:24 | 5-10  | 2-3  | 4-6  | 2    | 0  | 2  | 3        | 4     | 16 | 3  | 3  | 1  | 1      | -28 |     |
| 20     | Dakota McCaughan        | 17:30   | 0-5   | 0-3  | 0-0  | 1    | 1  | 2  | 0        | 0     | 0  | 4  | 1  | 2  | 0      | -18 |     |
| 45     | Abigail Wilson          | 17:33   | 0-3   | 0-1  | 0-0  | 0    | 1  | 4  | 0        | 0     | 0  | 0  | 0  | 0  | 0      | -14 |     |
| 10     | Jamaya Blanks           | 19:01   | 4-8   | 1-1  | 0-0  | 1    | 3  | 4  | 2        | 0     | 9  | 0  | 2  | 0  | 0      | -19 |     |
| 11     | Millie Brown            | 18:26   | 0-4   | 0-4  | 0-0  | 1    | 2  | 3  | 1        | 0     | 0  | 3  | 0  | 0  | 0      | -19 |     |
| 24     | Jadi Brigham            | 10:17   | 0-0   | 0-0  | 0-0  | 1    | 1  | 1  | 0        | 0     | 0  | 1  | 0  | 0  | 0      | -11 |     |
| 3      | Jamia Blake             | 17:17   | 1-5   | 0-0  | 0-0  | 1    | 3  | 4  | 3        | 0     | 2  | 0  | 3  | 1  | 0      | -20 |     |
| Team   |                         |         | 2     | 3    | 5    |      |    |    |          |       |    |    |    |    |        |     |     |
| Totals |                         |         | 19-56 | 5-18 | 5-9  | 9    | 26 | 35 | 22       | 8     | 48 | 8  | 22 | 6  | 2      | 3   | -38 |

Shooting By Period  
 1st FGM: 3-15 20.0%  
 3PT%: 1-4 25.0%  
 FT%: 1-2 50%  
 2nd FGM: 4-12 33.3%  
 3PT%: 1-4 25.0%  
 FT%: 2-5 40.0%  
 3rd FGM: 6-15 40.0%  
 3PT%: 2-5 40.0%  
 FT%: 4-2 200%  
 4th FGM: 6-14 42.9%  
 3PT%: 1-4 25.0%  
 FT%: 1-3 33.3%  
 GM FGM: 19-56 33.9%  
 3PT%: 5-18 27.8%  
 FT%: 9-25 35.6%

Technical Fouls: NONE  
 Dead Ball Rebounds: 0

Record: 10-0

| NO.    | Name             | Min     | FG    |       | 3P    |      | FT |    | Rebounds | Fouls | TP | AS | TO | ST | Blocks |     | +/- |
|--------|------------------|---------|-------|-------|-------|------|----|----|----------|-------|----|----|----|----|--------|-----|-----|
|        |                  |         | M.A.  | M.A.  | M.A.  | M.A. | BS | BA |          |       |    |    |    |    |        |     |     |
| 13     | Taylor Soule     | F 27:03 | 7-10  | 1-2   | 5-7   | 3    | 2  | 5  | 1        | 4     | 21 | 2  | 1  | 1  | 0      | 0   | 36  |
| 33     | Elizabeth Kisley | G 24:24 | 6-9   | 0-1   | 6-8   | 2    | 8  | 10 | 2        | 6     | 18 | 1  | 2  | 0  | 0      | 0   | 26  |
| 5      | Georgia Amoree   | G 31:04 | 4-11  | 2-9   | 0-0   | 0    | 3  | 3  | 0        | 10    | 10 | 3  | 2  | 0  | 0      | 0   | 29  |
| 22     | Cayla King       | G 26:48 | 4-7   | 4-6   | 0-1   | 2    | 2  | 2  | 3        | 12    | 2  | 2  | 1  | 1  | 0      | 1   | 28  |
| 23     | Kayana Traylor   | G 26:28 | 4-12  | 1-3   | 1-2   | 1    | 2  | 0  | 4        | 10    | 3  | 0  | 1  | 1  | 1      | 21  |     |
| 11     | D'asia Gregg     | 24:08   | 4-6   | 2-3   | 0-0   | 1    | 6  | 7  | 1        | 11    | 0  | 2  | 1  | 0  | 0      | 25  |     |
| 35     | Taylor Geiman    | 12:28   | 0-1   | 0-1   | 0-0   | 0    | 0  | 0  | 0        | 0     | 0  | 1  | 0  | 0  | 0      | -11 |     |
| 10     | Charlise Dunn    | 12:21   | 0-2   | 0-2   | 0-0   | 0    | 0  | 1  | 0        | 0     | 0  | 0  | 1  | 1  | 0      | -11 |     |
| 32     | Clara Ford       | 11:29   | 0-0   | 0-0   | 2-2   | 0    | 3  | 3  | 1        | 1     | 2  | 0  | 2  | 0  | 0      | 0   | 4   |
| 14     | Maddie Vejsicky  | 03:47   | 1-2   | 1-1   | 0-0   | 0    | 1  | 1  | 0        | 0     | 0  | 0  | 0  | 0  | 0      | -1  |     |
| Team   |                  |         | 0     | 1     | 1     |      |    |    |          |       |    |    |    |    |        |     |     |
| Totals |                  |         | 30-60 | 11-28 | 15-20 | 7    | 27 | 34 | 8        | 22    | 86 | 20 | 9  | 3  | 3      | 2   | 39  |

Shooting By Period  
 1st FGM: 7-16 43.8%  
 3PT%: 1-6 16.7%  
 FT%: 2-2 100%  
 2nd FGM: 8-14 57.1%  
 3PT%: 2-5 40.0%  
 FT%: 6-8 75%  
 3rd FGM: 7-12 58.3%  
 3PT%: 4-8 50.0%  
 FT%: 6-9 66.7%  
 4th FGM: 8-18 44.4%  
 3PT%: 4-9 44.4%  
 GM FGM: 30-60 50.0%  
 3PT%: 11-28 39.3%  
 FT%: 15-20 75.0%

Technical Fouls: NONE  
 Dead Ball Rebounds: 2

|                  |  | UNCA                      | Hokies                    |
|------------------|--|---------------------------|---------------------------|
| Biggest lead     |  | 0 (1 <sup>st</sup> 10:00) | 40 (4 <sup>th</sup> 2:35) |
| Best Scoring Run |  | 4 (3 <sup>rd</sup> 3:14)  | 12 (3 <sup>rd</sup> 4:43) |
| Lead Changes     |  | 0                         | 6                         |
| Times Tied       |  | 1                         | 0                         |
| Time with Lead   |  | 00:00                     | 38:07                     |

|                       |  | UNCA | Hokies |
|-----------------------|--|------|--------|
| Points from Turnovers |  | 6    | 24     |
| Paint                 |  | 20   | 28     |
| Second Chance         |  | 6    | 10     |
| Fast Breaks           |  | 0    | 12     |
| Bench                 |  | 11   | 15     |

|                          |     | UNCA | Hokies |     |    |
|--------------------------|-----|------|--------|-----|----|
| Period by Period Scoring |     | 1st  | 2nd    |     |    |
| 1st                      | 2nd | 3rd  | 4th    | TOT |    |
| UNCA                     | 8   | 11   | 15     | 14  | 48 |
| Hokies                   | 17  | 24   | 24     | 21  | 86 |



## GAME 11: VIRGINIA TECH 52 - NO. 5 NOTRE DAME 63

Official Basketball Box Score - Final  
**Notre Dame at Virginia Tech**  
 12/18/22 Cassell Coliseum, Blacksburg, Va.  
 2022-23 Women's Basketball

Game Time: 4:00 PM  
 Game Duration: 1:49  
 Attendance: 4,296  
 Officials: Dee Kahmer, Pauline Spurlock-Webb, Bruce Morris

Record: 9-1 (1-0)

| NO. | Name              | Min     | FG   |      | 3P   |      | FT |    | Rebounds | Fouls | TP | AS | TO | ST | Blocks |     | +/- |
|-----|-------------------|---------|------|------|------|------|----|----|----------|-------|----|----|----|----|--------|-----|-----|
|     |                   |         | M.A. | M.A. | M.A. | M.A. | BS | BA |          |       |    |    |    |    |        |     |     |
| 21  | Maddy Westfeld    | F 31:12 | 5-11 | 0-2  | 0-1  | 1    | 8  | 9  | 4        | 11    | 0  | 1  | 2  | 2  | 2      | 1   | 9   |
| 22  | Kylee Watson      | F 19:23 | 1-6  | 0-0  | 0-0  | 2    | 3  | 3  | 0        | 2     | 0  | 1  | 1  | 3  | 2      | -11 |     |
| 1   | Dara Mabrey       | G 36:08 | 3-8  | 0-2  | 2-2  | 0    | 3  | 3  | 1        | 4     | 8  | 3  | 0  | 1  | 0      | 0   | 17  |
| 5   | Olivia Miles      | G 35:39 | 6-17 | 1-3  | 3-4  | 0    | 13 | 13 | 0        | 3     | 16 | 7  | 2  | 5  | 1      | 11  |     |
| 11  | Sonia Citron      | G 35:43 | 4-8  | 0-1  | 3-3  | 0    | 4  | 4  | 3        | 5     | 11 | 2  | 3  | 0  | 3      | 0   | 10  |
| 33  | Lauren Ebo        | 22:00   | 7-10 | 0-0  | 1-1  | 2    | 3  | 5  | 3        | 11    | 15 | 0  | 2  | 0  | 0      | 14  |     |
| 14  | KK Bransford      | 15:45   | 0-0  | 0-0  | 1-2  | 0    | 0  | 0  | 2        | 2     | 1  | 0  | 1  | 0  | 0      | -1  |     |
| 15  | Natalija Marshall | 04:10</ |      |      |      |      |    |    |          |       |    |    |    |    |        |     |     |

# 2022-23 SEASON GAME-BY-GAME BOX SCORES

## GAME 13: VIRGINIA TECH 59 - CLEMSON 64



Official Basketball Box Score - Final  
Virginia Tech at Clemson  
12/29/23 Littlejohn Coliseum, Clemson  
2022-23 Women's Basketball

Game Time: 6:00 PM  
Game Duration: 2:01  
Attendance: 1,517

Officials: Bryan Brunette, Brock Morris, Erika Herrman

Virginia Tech - 59

Record: 11-2 (1-2)

| NO.         | Name             | Min     | FG    |      | 3P   |      | FT    |    | Rebounds |    | Fouls |    | TP | AS | TO | ST | Blocks |   | +/- |   |   |  |   |  |
|-------------|------------------|---------|-------|------|------|------|-------|----|----------|----|-------|----|----|----|----|----|--------|---|-----|---|---|--|---|--|
|             |                  |         | M.A.  | M.A. | M.A. | M.A. | OR    | DR | FF       | FD | BS    | BA |    |    |    |    |        |   |     |   |   |  |   |  |
| 13          | Taylor Soule     | F 30:25 | 3-5   | 0-1  | 3-4  | 3    | 3     | 6  | 4        | 4  | 9     | 4  | 1  | 0  | 0  | 0  | 0      | 1 |     |   |   |  |   |  |
| 53          | Elizabeth Kitley | F 39:47 | 4-7   | 0-0  | 6-8  | 3    | 3     | 6  | 2        | 5  | 14    | 0  | 3  | 0  | 0  | 0  | 0      | 4 |     |   |   |  |   |  |
| 5           | Georgia Amoreo   | G 39:32 | 5-13  | 1-2  | 0    | 2    | 2     | 4  | 4        | 14 | 3     | 2  | 1  | 0  | 0  | 0  | 0      | 0 | 0   | 0 |   |  |   |  |
| 22          | Cayla King       | G 38:45 | 5-12  | 5-11 | 0    | 2    | 4     | 6  | 4        | 3  | 15    | 2  | 1  | 2  | 0  | 0  | 0      | 7 |     |   |   |  |   |  |
| 23          | Kayana Traylor   | G 31:16 | 0-9   | 0-4  | 2-4  | 1    | 3     | 4  | 1        | 2  | 3     | 4  | 3  | 0  | 2  | 0  | 0      | 0 | 0   | 0 |   |  |   |  |
| 11          | Dasia Gregg      | 21:00   | 2-5   | 1-1  | 0-0  | 0    | 3     | 3  | 1        | 5  | 0     | 4  | 0  | 0  | 0  | 0  | 0      | 0 | 0   | 0 |   |  |   |  |
| 32          | Clara Ford       | 01:15   | 0-0   | 0-0  | 0-0  | 0    | 0     | 0  | 0        | 0  | 0     | 0  | 0  | 0  | 0  | 0  | 0      | 0 | 0   | 0 |   |  |   |  |
| <b>Team</b> |                  |         | 19-51 |      | 9-28 |      | 12-20 |    | 12       |    | 20    |    | 59 |    | 12 |    | 8      |   | 0   |   | 2 |  | 5 |  |

Technical Fouls: King 3<sup>rd</sup> 7:55

Dead Ball Rebounds: 4

Clemson - 64

Record: 10-4 (1-1)

| NO.         | Name           | Min     | FG    |      | 3P   |      | FT    |    | Rebounds |    | Fouls |    | TP | AS | TO | ST | Blocks |   | +/- |   |   |  |   |  |
|-------------|----------------|---------|-------|------|------|------|-------|----|----------|----|-------|----|----|----|----|----|--------|---|-----|---|---|--|---|--|
|             |                |         | M.A.  | M.A. | M.A. | M.A. | OR    | DR | FF       | FD | BS    | BA |    |    |    |    |        |   |     |   |   |  |   |  |
| 15          | Amar Robinson  | F 34:18 | 7-14  | 2-3  | 0-0  | 5    | 4     | 9  | 1        | 2  | 16    | 2  | 1  | 1  | 0  | 0  | 0      | 2 |     |   |   |  |   |  |
| 12          | Hannah Hank    | C 27:32 | 4-7   | 2-3  | 0-2  | 2    | 6     | 8  | 4        | 1  | 10    | 0  | 2  | 3  | 0  | 0  | 0      | 9 |     |   |   |  |   |  |
| 0           | Brie Perrigan  | G 22:32 | 2-7   | 0-3  | 0-0  | 1    | 0     | 1  | 4        | 1  | 4     | 1  | 0  | 0  | 0  | 0  | 0      | 0 | 0   | 0 |   |  |   |  |
| 2           | Dasha Bradford | G 32:11 | 3-9   | 1-7  | 5-5  | 1    | 2     | 3  | 3        | 5  | 12    | 3  | 4  | 4  | 0  | 0  | 0      | 0 | 0   | 0 |   |  |   |  |
| 22          | Ruby Whitmore  | G 34:18 | 5-13  | 0-2  | 3-4  | 5    | 4     | 9  | 2        | 3  | 13    | 2  | 2  | 2  | 1  | 0  | 0      | 3 |     |   |   |  |   |  |
| 3           | Makayla Elmore | 06:30   | 0-0   | 0-0  | 0-0  | 0    | 0     | 0  | 0        | 0  | 0     | 0  | 0  | 0  | 0  | 0  | 0      | 0 | 0   | 0 |   |  |   |  |
| 24          | AleJah Douglas | 18:02   | 1-3   | 0-2  | 0-2  | 1    | 2     | 3  | 3        | 2  | 0     | 3  | 0  | 0  | 0  | 0  | 0      | 0 | 0   | 0 |   |  |   |  |
| 30          | Madi Ott       | 11:27   | 0-3   | 0-3  | 0-0  | 0    | 0     | 0  | 0        | 0  | 0     | 0  | 0  | 0  | 0  | 0  | 0      | 0 | 0   | 0 |   |  |   |  |
| 21          | Eno Inyang     | 11:40   | 2-3   | 0-0  | 3-4  | 2    | 3     | 5  | 3        | 2  | 7     | 0  | 0  | 1  | 1  | 0  | 0      | 0 | 0   | 0 |   |  |   |  |
| 15          | Kionna Gaines  | 01:30   | 0-0   | 0-0  | 0-0  | 0    | 0     | 0  | 0        | 0  | 0     | 0  | 0  | 0  | 0  | 0  | 0      | 0 | 0   | 0 |   |  |   |  |
| <b>Team</b> |                |         | 24-59 |      | 5-23 |      | 11-17 |    | 18       |    | 22    |    | 64 |    | 8  |    | 14     |   | 11  |   | 2 |  | 5 |  |

Technical Fouls: Bradford 3<sup>rd</sup> 7:55

Dead Ball Rebounds: 3

| VT                       | CU                        | Points from |       | Period by Period Scoring |     |     |     |     |
|--------------------------|---------------------------|-------------|-------|--------------------------|-----|-----|-----|-----|
|                          |                           | Turnovers   | Paint | 1st                      | 2nd | 3rd | 4th | TOT |
| 8 (1 <sup>st</sup> 7:10) | 15 (3 <sup>rd</sup> 7:55) | 16          | 16    |                          |     |     |     |     |
| 8 (4 <sup>th</sup> 7:52) | 12 (2 <sup>nd</sup> 7:25) | 14          | 34    |                          |     |     |     |     |
| 5                        |                           | 11          | 19    |                          |     |     |     |     |
| 1                        |                           | 6           | 9     |                          |     |     |     |     |
| 05:59                    | 33:19                     | 5           | 9     |                          |     |     |     |     |



## GAME 14: VIRGINIA TECH 68 - UNC 65



Official Basketball Box Score - Final  
North Carolina at Virginia Tech  
01/01/23 Cassell Coliseum, Blacksburg, VA  
2022-23 Women's Basketball

Game Time: 4:05 PM  
Game Duration: 1:50  
Attendance: 4,186

Officials: Joseph Vazcoy, Talisa Green, Thomas Danaher

North Carolina - 65

Record: 9-4 (0-2)

| NO.         | Name                  | Min     | FG    |      | 3P   |      | FT   |    | Rebounds |    | Fouls |    | TP | AS | TO | ST | Blocks |   | +/- |   |    |  |   |  |   |  |   |  |
|-------------|-----------------------|---------|-------|------|------|------|------|----|----------|----|-------|----|----|----|----|----|--------|---|-----|---|----|--|---|--|---|--|---|--|
|             |                       |         | M.A.  | M.A. | M.A. | M.A. | OR   | DR | FF       | FD | BS    | BA |    |    |    |    |        |   |     |   |    |  |   |  |   |  |   |  |
| 31          | Anya Poole            | F 26:57 | 0-1   | 0-0  | 1-2  | 1    | 7    | 8  | 1        | 1  | 1     | 0  | 0  | 0  | 0  | 0  | 2      | 1 | 2   |   |    |  |   |  |   |  |   |  |
| 1           | Alyssa Usby           | G 23:35 | 6-8   | 0-0  | 0-0  | 2    | 3    | 5  | 4        | 1  | 12    | 1  | 2  | 0  | 0  | 0  | 0      | 4 |     |   |    |  |   |  |   |  |   |  |
| 3           | Kennedy Todd-Williams | G 34:08 | 3-14  | 1-5  | 2-2  | 2    | 3    | 5  | 2        | 1  | 9     | 1  | 1  | 2  | 0  | 1  | 1      | 1 |     |   |    |  |   |  |   |  |   |  |
| 10          | Eva Hodgson           | G 30:57 | 2-6   | 1-3  | 0-0  | 0    | 1    | 1  | 0        | 0  | 1     | 1  | 0  | 0  | 0  | 0  | 0      | 0 | 0   | 0 |    |  |   |  |   |  |   |  |
| 25          | Deja Kelly            | G 33:34 | 9-17  | 1-2  | 2-2  | 0    | 3    | 3  | 5        | 7  | 21    | 3  | 4  | 3  | 0  | 1  | 2      |   |     |   |    |  |   |  |   |  |   |  |
| 2           | Paulina Paris         | 21:21   | 6-9   | 2-4  | 1-2  | 1    | 1    | 2  | 1        | 3  | 15    | 0  | 0  | 0  | 0  | 0  | 0      | 0 | 0   | 0 |    |  |   |  |   |  |   |  |
| 13          | Tionni Key            | 09:39   | 0-2   | 0-0  | 0-0  | 1    | 1    | 2  | 2        | 1  | 0     | 0  | 1  | 0  | 0  | 1  | 0      | 0 | 0   | 0 |    |  |   |  |   |  |   |  |
| 0           | Alexandra Zalaya      | 13:03   | 0-2   | 0-2  | 0-0  | 0    | 0    | 0  | 3        | 1  | 0     | 0  | 1  | 0  | 0  | 0  | 0      | 0 | 0   | 0 |    |  |   |  |   |  |   |  |
| 20          | Destiny Adams         | 06:46   | 0-1   | 0-0  | 2-2  | 1    | 0    | 1  | 0        | 1  | 0     | 2  | 0  | 0  | 0  | 0  | 0      | 0 | 0   | 0 |    |  |   |  |   |  |   |  |
| <b>Team</b> |                       |         | 26-60 |      | 5-16 |      | 8-10 |    | 9        |    | 29    |    | 19 |    | 16 |    | 65     |   | 5   |   | 10 |  | 3 |  | 4 |  | 3 |  |

Technical Fouls: NONE

Dead Ball Rebounds: 1

Virginia Tech - 68

Record: 12-2 (2-2)

| NO.         | Name             | Min     | FG    |      | 3P    |      | FT    |    | Rebounds |    | Fouls |    | TP | AS | TO | ST | Blocks |   | +/- |   |    |  |    |  |   |  |   |  |   |  |
|-------------|------------------|---------|-------|------|-------|------|-------|----|----------|----|-------|----|----|----|----|----|--------|---|-----|---|----|--|----|--|---|--|---|--|---|--|
|             |                  |         | M.A.  | M.A. | M.A.  | M.A. | OR    | DR | FF       | FD | BS    | BA |    |    |    |    |        |   |     |   |    |  |    |  |   |  |   |  |   |  |
| 13          | Taylor Soule     | F 19:26 | 2-5   | 1-1  | 0-0   | 4    | 1     | 5  | 4        | 2  | 5     | 1  | 4  | 1  | 1  | 0  | 0      | 0 | 0   | 0 |    |  |    |  |   |  |   |  |   |  |
| 33          | Elizabeth Kitley | C 39:13 | 5-11  | 0-0  | 3-4   | 2    | 5     | 7  | 3        | 6  | 13    | 1  | 6  | 0  | 1  | 2  | 0      | 0 | 0   | 0 |    |  |    |  |   |  |   |  |   |  |
| 5           | Georgia Amoreo   | G 40:00 | 7-17  | 6-14 | 4-5   | 0    | 2     | 2  | 1        | 2  | 24    | 6  | 7  | 0  | 0  | 0  | 0      | 0 | 0   |   |    |  |    |  |   |  |   |  |   |  |
| 22          | Cayla King       | G 38:32 | 3-8   | 3-7  | 3-3   | 4    | 4     | 8  | 3        | 4  | 12    | 1  | 1  | 1  | 1  | 1  | 9      |   |     |   |    |  |    |  |   |  |   |  |   |  |
| 23          | Kayana Traylor   | G 26:12 | 1-4   | 0-2  | 1-1   | 0    | 3     | 3  | 1        | 3  | 5     | 1  | 0  | 0  | 0  | 0  | 0      | 0 | 0   | 0 |    |  |    |  |   |  |   |  |   |  |
| 11          | Dasia Gregg      | 33:00   | 3-9   | 2-6  | 3-3   | 2    | 8     | 10 | 2        | 4  | 11    | 2  | 1  | 0  | 1  | 0  | 0      | 0 | 0   | 0 |    |  |    |  |   |  |   |  |   |  |
| 35          | Taylor Geiman    | 05:37   | 0-1   | 0-1  | 0-0   | 0    | 1     | 1  | 0        | 0  | 0     | 0  | 0  | 0  | 0  | 0  | 0      | 0 | 0   | 0 |    |  |    |  |   |  |   |  |   |  |
| <b>Team</b> |                  |         | 21-55 |      | 12-31 |      | 14-16 |    | 12       |    | 26    |    | 38 |    | 16 |    | 19     |   | 68  |   | 16 |  | 20 |  | 3 |  | 4 |  | 3 |  |

Technical Fouls: NONE

Dead Ball Rebounds: 4

| VT                       | CU                       | Heels     |       | Hokies |     | Period by Period Scoring |     |     |  |
|--------------------------|--------------------------|-----------|-------|--------|-----|--------------------------|-----|-----|--|
|                          |                          | Turnovers | Paint | 1st    | 2nd | 3rd                      | 4th | TOT |  |
| 6 (3 <sup>rd</sup> 6:44) | 4 (2 <sup>nd</sup> 4:54) | 16        | 8     |        |     |                          |     |     |  |
| 8 (3 <sup>rd</sup> 6:44) | 9 (3 <sup>rd</sup> 3:46) | 28        | 14    |        |     |                          |     |     |  |
| 26                       |                          | 14        | 11    |        |     |                          |     |     |  |
| 12                       |                          | 3         | 0     |        |     |                          |     |     |  |
| 17:33                    | 13:50                    | 17        | 11    |        |     |                          |     |     |  |



## GAME 15: VIRGINIA TECH 74 - UVA 66



Official Basketball Box Score - Final  
Virginia Tech at Virginia Tech  
01/05/23 Cassell Coliseum, Blacksburg, VA  
2022-23 Women's Basketball

Game Time: 7:00 PM  
Game Duration: 1:51  
Attendance: 2,650

Officials: Angelica Suthren, Edward Sidisky, Kevin Spannock

Virginia - 66

Record: 13-2 (2-2)

| NO.         | Name            | Min     | FG    |      | 3P   |      | FT  |    | Rebounds |    | Fouls |    | TP | AS | TO | ST | Blocks |   | +/- |   |
|-------------|-----------------|---------|-------|------|------|------|-----|----|----------|----|-------|----|----|----|----|----|--------|---|-----|---|
|             |                 |         | M.A.  | M.A. | M.A. | M.A. | OR  | DR | FF       | FD | BS    | BA |    |    |    |    |        |   |     |   |
| 20          | Camryn Taylor   | F 23:53 | 8-13  | 0-0  | 2-2  | 2    | 2   | 4  | 5        | 3  | 18    | 0  | 3  | 0  | 0  | 0  | 0      | 3 |     |   |
| 33          | Sam Brunelle    | F 30:56 | 5-8   | 1-2  | 0-0  | 2    | 4   | 6  | 2        | 1  | 11    | 3  | 1  | 0  | 0  | 0  | 0      | 0 | 0   | 0 |
| 2           | Taylor Valladay | G 23:48 | 3-12  | 1-2  | 2-2  | 1    | 1   | 2  | 1        | 9  | 4     | 1  | 0  | 0  | 0  | 0  | 0      | 0 | 0   | 0 |
| 10          | Mir McLean      | G 22:32 | 5-6   | 1-1  | 0-0  | 1    | 0   | 1  | 4        | 5  | 4     | 2  | 1  | 1  | 1  | 1  | 0      | 0 | 0   | 0 |
| 23          | Alexia Smith    | G 24:55 | 2-4   | 0-2  | 1-2  | 1    | 2   | 3  | 1        | 1  | 5     | 3  | 1  | 1  | 0  | 0  | 0      | 5 |     |   |
| 11          | Carole Miller   | 21:07   | 1-8   | 0-2  | 1-1  | 0    | 9   | 9  | 2        | 2  | 3     | 0  | 1  | 0  | 0  | 0  | 0      | 0 | 0   | 0 |
| 5           | Yonta Vaughn    | 07:47   | 1-3   | 0-1  | 0-0  | 0    | 0   | 0  | 1        | 1  | 2     | 2  | 2  | 0  | 0  | 0  | 0      | 0 | 0   | 0 |
| 34          | London Clarkson | 08:58   | 2-3   | 0-0  | 0-0  | 0    | 2   | 2  | 4        | 3  | 4     | 0  | 2  | 0  | 0  | 0  | 0      | 0 | 0   | 0 |
| 14          | Kaydan Lawson   | 12:45   | 0-1   | 0-1  | 0-0  | 0    | 2   | 2  | 2        | 1  | 0     | 1  | 2  | 0  | 0  | 0  | 0      | 0 | 0   | 0 |
| 44          | Mckenna Dale    | 05:43   | 0-1   | 0-1  | 0-0  | 0    | 0   | 0  | 1        | 0  | 0     | 0  | 0  | 0  | 0  | 0  | 0      | 0 | 0   | 0 |
| 32          | Cady Pauley     | 17:36   | 1-5   | 1-5  | 0-0  | 1    | 1   | 1  | 1        | 0  | 3     | 1  | 0  | 0  | 0  | 0  | 0      | 0 | 0   | 0 |
| <b>Team</b> |                 |         | 26-64 |      | 4-17 |      | 8-6 |    |          |    |       |    |    |    |    |    |        |   |     |   |

## 2022-23 GAME RECAPS

### GAME ONE



**MOUNT ST. MARY'S** **45**  
**NO. 13 VIRGINIA TECH** **101**

**CASSELL COLISEUM • BLACKSBURG, VA • NOV. 7, 2022 • ATTENDANCE: 2,104**

**BLACKSBURG** - Cayla King sets a program record with nine made three's on the way to a 101-45 win against the Mount St. Mary's Mountaineers at home Monday.

The Hokies (1-0) had five players score in double figures, led by King, who had 33 points. Elizabeth Kitley tacked on 18 points, nine rebounds and six blocks and Taylor Soule chipped in as well with 14 points and four steals.

Soule pulled down four offensive rebounds to lead an offense that racked up second chance opportunities for Virginia Tech, grabbing 13 boards and turning them into 19 second chance points.

Virginia Tech's defense held Mount St. Mary's to only 26.8 percent shooting from the field, including 24.2 percent from beyond the arc. The Hokies also limited Isabella Hunt to 3-of-12 shooting and six points in the game.

#### How It Happened

After jumping out to a 3-2 advantage, Virginia Tech went on a 20-0 run with 6:51 left in the first quarter, culminating in a three from King, to increase its lead to 23-2. The Hokies then lost some of that lead, but still entered the quarter break with a 23-5 advantage. Virginia Tech relied on its three-point shooting in the period, knocking down four shots to account for 12 of its 23 points.

Virginia Tech kept its first quarter lead intact before going on a 12-0 run starting at the 8:12 mark in the second period, highlighted by a three from Georgia Amooore, to increase its lead to 37-10. The Mountaineers cut into that lead, but the Hokies still enjoyed a 43-19 advantage heading into halftime. Virginia Tech forced six Mount St. Mary's turnovers in the period and turned them into eight points.

Following intermission, Virginia Tech continued to expand its advantage, pushing it to 54-29 before going on a 12-0 run, punctuated by a basket from Kayana Traylor, to expand its lead further to 66-29 with 2:01 to go in the third. Before the conclusion of the third period, the Mountaineers had cut into that lead somewhat, but the Hokies still entered the fourth quarter with a 68-37 edge. Virginia Tech took advantage of six Mount St. Mary's turnovers in the quarter, scoring eight points off of takeaways.

Virginia Tech kept widening that lead, expanding it to 84-42 before going on a 17-0 run, finished off by Charlise Dunn's three, to grow the lead to 101-42 with 1:20 to go in the contest. The Mountaineers narrowed the margin somewhat before the game was over, but the Hokies still cruised the rest of the way for the 101-45 win. Virginia Tech fired away from deep in the quarter, knocking down six shots to account for 18 of its 33 points.

#### Game Notes

- » The Hokies made half of their attempts from three point range, knocking down 14 of 28 shots.
- » The Hokies held the Mountaineers to only 26.8 percent shooting from the field.
- » The Hokies never trailed after taking a 23-5 first quarter lead.
- » Virginia Tech tallied 21 total assists in the game.
- » Cayla King was deadly from behind the three point line, knocking down nine treys.
- » Five Virginia Tech players scored 10 or more points.
- » The Hokies turned 24 turnovers into 34 points on the offensive end.
- » Virginia Tech had a 45-23 edge on the boards in the win.
- » The Virginia Tech defense forced 24 turnovers.
- » The Hokies were active in affecting shots on the defensive end, tallying seven blocks as a team.
- » Virginia Tech cleaned up on the offensive glass, collecting 13 offensive boards in the game.
- » Cayla King led the Hokies with a game-high 33 points.
- » Virginia Tech got a game-high nine rebounds from Elizabeth Kitley.

### GAME TWO



**BUCKNELL** **41**  
**NO. 13 VIRGINIA TECH** **67**

**CASSELL COLISEUM • BLACKSBURG, VA • NOV. 11, 2022 • ATTENDANCE: 2,268**

**BLACKSBURG** - Elizabeth Kitley notched a double-double with 22 points and 13 rebounds to help the Virginia Tech women's basketball team defeat the Bucknell Bison 67-41 at home Friday.

In addition to Kitley's strong showing, the Hokies (2-0) were led by Cayla King, who had eight points and two steals, and by Georgia Amooore, who added 11 points and four assists.

Virginia Tech collected 37 rebounds in Friday's game compared to Bucknell's 28, led by Kitley's 13 boards. The Hokies also put in work on the offensive glass, turning 16 rebounds into 17 second chance points.

Virginia Tech forced 20 Bucknell turnovers while committing just seven themselves in Friday's game. The Hokies turned those takeaways into 23 points on the offensive end of the floor. King's two steals led the way for Virginia Tech.

#### How It Happened

Virginia Tech started out the scoring by going on a 6-0 run, culminating in a bucket from Kitley, to take an early lead with 8:21 left in the first quarter. The Hokies then lost some of that lead, but still entered the quarter break with a 13-11 advantage. Virginia Tech relied on its three-point shooting in the period, knocking down two shots to account for six of its 13 points.

Virginia Tech kept its first quarter lead intact before going on a 6-0 run starting at the 3:11 mark in the second period, highlighted by a bucket from Kayana Traylor, to increase its lead to 28-21. The Hokies proceeded to tack on one point to that lead and enjoyed a 31-23 advantage heading into halftime. Virginia Tech saw non-starters score five of its 18 total points off the bench in the quarter.

Virginia Tech continued to preserve its halftime lead before going on a 9-0 run, punctuated by a basket from Kitley, to expand its lead further to 40-26 with 4:51 to go in the third. Before the conclusion of the third period, the Bison had cut into that lead somewhat, but the Hokies still entered the fourth quarter with a 46-33 edge. Virginia Tech turned five offensive rebounds into six second chance points on the way to scoring 15 total points in the quarter.

Virginia Tech kept its lead intact before going on an 11-0 run to grow the lead to 57-35 with 5:09 to go in the contest. The Hokies kept expanding the margin and coasted the rest of the way for the 67-41 win. Virginia Tech took advantage of seven Bucknell turnovers in the quarter, scoring 10 points off of those takeaways.

#### Game Notes

- » Elizabeth Kitley notched an impressive double-double for the Hokies with 22 points and 13 rebounds.
- » The Hokies never trailed after taking a 13-11 first quarter lead.
- » The Hokies forced 20 Bucknell turnovers while committing only seven on the other end.
- » Virginia Tech had a 37-28 edge on the boards in the win.
- » The Virginia Tech defense forced 20 turnovers.
- » Virginia Tech cleaned up on the offensive glass, collecting 16 offensive boards in the game.
- » Elizabeth Kitley led the Hokies with a game-high 22 points.
- » Virginia Tech got a game-high 13 rebounds from Elizabeth Kitley.



## 2022-23 GAME RECAPS

### GAME THREE



**USC UPSTATE** **24**  
**NO. 13 VIRGINIA TECH** **79**

**CASSELL COLISEUM • BLACKSBURG, VA • NOV. 14, 2022 • ATTENDANCE: 1,486**

**BLACKSBURG** - The Virginia Tech women's basketball team held South Carolina Upstate to just 7.7 percent from 3-point range in a 1-for-13 shooting performance on the way to a 79-24 victory against the Spartans at home Monday.

The Hokies (3-0) had five players score in double figures, led by Kayana Traylor, who had 17 points and three steals. Elizabeth Kitley tacked on a double-double with 13 points and 10 rebounds and Georgia Amore helped out with 11 points, four assists and three steals.

Taylor Soule pulled down four offensive rebounds to pace an offense that racked up second chance opportunities for Virginia Tech, grabbing 15 boards and turning them into 19 second chance points.

Virginia Tech did a great job disrupting South Carolina Upstate shots in the contest, coming away with five blocks. Kitley's two rejections led the way individually for the Hokies.

#### How It Happened

After jumping out to a 6-2 advantage, Virginia Tech went on a 10-0 run with 5:55 left in the first quarter, culminating in a bucket from Kitley, to increase its lead to 16-2.

The Hokies then added one point to that lead by the end of the period and entered the quarter break with a 20-5 advantage. Virginia Tech got a great contribution from its bench in the period, as non-starters accounted for seven of its 20 total points.

Virginia Tech kept its first quarter lead intact before going on an 11-0 run starting at the 7:35 mark in the second period to increase its lead to 31-5. The Hokies proceeded to tack on one point to that lead and enjoyed a 36-9 advantage heading into halftime. Virginia Tech dominated in the paint, scoring eight of its 16 points close to the basket.

Following intermission, Virginia Tech continued to expand its advantage, pushing it to 41-11 before going on a 23-0 run, punctuated by a basket from Traylor, to expand its lead further to 64-11 with 1:44 to go in the third. Before the conclusion of the third period, the Spartans had cut into that lead somewhat, but the Hokies still entered the fourth quarter with a 64-15 edge. Virginia Tech knocked down four three-pointers in the quarter to score 12 of its 28 total points.

Virginia Tech kept widening that lead, expanding it to 69-17 before going on a 6-0 run, finished off by Soule's jumper, to grow the lead to 75-17 with 6:48 to go in the contest. The Spartans narrowed the margin somewhat before the game was over, but the Hokies still cruised the rest of the way for the 79-24 win. Virginia Tech took advantage of six South Carolina Upstate turnovers in the quarter, scoring four points off of those takeaways.

#### Game Notes

- » Elizabeth Kitley notched a double-double for the Hokies with 13 points and 10 rebounds.
- » The Hokies held the Spartans to only 20.9 percent shooting from the field.
- » The Hokies never trailed after taking a 20-5 first quarter lead.
- » Virginia Tech had a stellar day defensively, holding South Carolina Upstate to 8 percent from beyond the arc on 13 attempts.
- » The Virginia Tech bench came alive by adding 26 points to its scoring output.
- » Five Virginia Tech players scored 10 or more points.
- » The Hokies forced 26 South Carolina Upstate turnovers while committing only nine on the other end.
- » Virginia Tech had a 45-31 edge on the boards in the win.
- » The Virginia Tech defense forced 26 turnovers.
- » The Hokies were active in affecting shots on the defensive end, tallying five blocks as a team.
- » Virginia Tech cleaned up on the offensive glass, collecting 15 offensive boards in the game.
- » Kayana Traylor led the Hokies with a game-high 17 points.
- » Virginia Tech got a team-high 10 rebounds from Elizabeth Kitley.

### GAME FOUR



**KENTUCKY** **74**  
**NO. 11 VIRGINIA TECH** **82**

**BAHA MAR CONVENTION CENTER • NASSAU, BAHAMAS • NOV. 21, 2022**

**NASSAU, BAHAMAS** - Elizabeth Kitley secured a double-double with 25 points and 13 rebounds to help the Virginia Tech women's basketball team beat the Kentucky Wildcats 82-74 at Baha Mar Convention Center Monday.

The Hokies (4-0) had four players score in double figures, led by Kitley, who notched a double-double with 25 points and 13 rebounds. Ashley Owusu tacked on 16 points and six rebounds and Taylor Soule chipped in as well with 15 points and seven rebounds.

Led by Soule's five offensive rebounds, Virginia Tech did a great job crashing the offensive glass, pulling down 13 boards that resulted in 19 second chance points.

The Virginia Tech defense caused its share of mistakes in Monday's game, forcing 18 Kentucky turnovers. Those takeaways turned into 14 points on the other end of the floor. Kitley's one steal led the way individually for the Hokies.

#### How It Happened

After jumping out to a 13-6 advantage, Virginia Tech went on a 9-0 run with 3:04 left in the first quarter, culminating in a three from Cayla King, to increase its lead to 22-6. The Hokies then added five points to that lead by the end of the period and entered the quarter break with a 29-8 advantage. Virginia Tech relied on its three-point shooting in the period, knocking down four shots to account for 12 of its 29 points.

Virginia Tech kept its first quarter lead intact before going on a 7-0 run starting at the 6:47 mark in the second period to increase its lead to 42-14. The Wildcats cut into that lead, but the Hokies still enjoyed a 44-23 advantage heading into halftime. Virginia Tech dominated in the paint, scoring eight of its 15 points close to the basket.

After intermission, Virginia Tech held on to its advantage and owned a 67-49 lead heading into the fourth quarter. Virginia Tech played well near the basket, scoring 14 of its 23 points in the paint.

The Hokies then held on for the victory in the fourth quarter. Virginia Tech took advantage of its opportunities in the post, scoring eight of its 15 points in the paint.

#### Game Notes

- » Elizabeth Kitley notched an impressive double-double for the Hokies with 25 points and 13 rebounds.
- » The Hokies never trailed after taking a 29-8 first quarter lead.
- » Virginia Tech recorded 17 total assists in the game.
- » Virginia Tech had a 43-32 edge on the boards in the win.
- » The Virginia Tech defense forced 18 turnovers.
- » Virginia Tech cleaned up on the offensive glass, collecting 13 offensive boards in the game.
- » Elizabeth Kitley led the Hokies with a game-high 25 points.
- » Virginia Tech got a game-high 13 rebounds from Elizabeth Kitley.

## 2022-23 GAME RECAPS

### GAME FIVE



**NO. 11 VIRGINIA TECH** 73  
**MISSOURI** 57

**BAHA MAR CONVENTION CENTER • NASSAU, BAHAMAS • NOV. 21, 2022**

**NASSAU, BAHAMAS** - The Virginia Tech women's basketball team got a 26-point showing from the bench on the way to a 73-57 victory against the Missouri Tigers at Baha Mar Convention Center Wednesday.

The Hokies (5-0) had three players score in double figures, led by Kayana Traylor, who had 18 points, six rebounds and four assists. Elizabeth Kitley tacked on a double-double with 17 points and 10 rebounds and Georgia Amooore chipped in as well with 15 points and six assists.

Virginia Tech collected 36 rebounds in Wednesday's game compared to Missouri's 24, led by Kitley's 10 boards. The Hokies also put in work on the offensive glass, turning 11 rebounds into 15 second chance points.

The Virginia Tech defense held Missouri shooters to just 37.5 percent from the field. The Tigers did not get many second opportunities on the offensive end, as they grabbed only six offensive rebounds and scored five second chance points while Virginia Tech pulled down 25 defensive rebounds.

#### How It Happened

After falling behind 3-0, Virginia Tech went on a 5-0 run with 8:53 left in the first quarter, culminating in a three from Amooore, to take a 5-3 lead. The Hokies then surrendered that lead and entered the second quarter down 14-11.

Missouri kept adding to that lead, building an 18-14 advantage before Virginia Tech went on a 5-0 run to take a 19-18 lead. The Tigers then came roaring back to take a 28-26 lead heading into halftime.

Virginia Tech came out of halftime on fire, going on a 7-0 run, punctuated by a three from Cayla King, to grab a 33-28 lead with 7:06 to go in the third. Before the third period was over, the Hokies added seven points to that lead and entered the fourth quarter with a 49-37 edge. Virginia Tech's bench made the most of its minutes in the period, as non-starters totaled 12 of the team's 23 third-quarter points.

Virginia Tech kept its lead intact before going on a 7-0 run, finished off by Amooore's jumper, to grow the lead to 61-44 with 4:38 to go in the contest. The Tigers narrowed the margin somewhat before the game was over, but the Hokies still cruised the rest of the way for the 73-57 win. Virginia Tech pulled down two offensive rebounds to score five second chance points out of 24 total in the period

#### Game Notes

- » Elizabeth Kitley notched a double-double for the Hokies with 17 points and 10 rebounds.
- » The Hokies held the Tigers to only 37.5 percent shooting from the field.
- » Virginia Tech never trailed in the second half on its way to victory.
- » Virginia Tech recorded 15 total assists in the game.
- » The Virginia Tech bench made an impact by scoring 26 points to its scoring output.
- » Virginia Tech had a 36-24 edge on the boards in the win.
- » Virginia Tech cleaned up on the offensive glass, collecting 11 offensive boards in the game.
- » Kayana Traylor led the Hokies with 18 points.
- » Virginia Tech got a game-high 10 rebounds from Elizabeth Kitley.

### GAME SIX



**LONGWOOD** 28  
**NO. 11 VIRGINIA TECH** 89

**CASELL COLISEUM • BLACKSBURG, VA • NOV. 27, 2022 • ATTENDANCE: 1,913**

**BLACKSBURG** - Elizabeth Kitley and Kayana Traylor both recorded double-doubles to help lead the Virginia Tech women's basketball team over the Longwood Lancers 89-28 at home Sunday.

The Hokies (6-0) had three players score in double figures, led by Kitley, who notched a double-double with 23 points and 14 rebounds. Ashley Owusu tacked on 21 points and Traylor helped out with a double-double off the bench with 11 points and 10 rebounds.

The Virginia Tech offense was very productive from deep, pouring in 10 threes on 28 attempts. Owusu was the most prolific shooter for the Hokies, draining four threes in the contest, a career-high.

Virginia Tech's defense held Longwood to only 16.7 percent shooting from beyond the arc and 16.7 percent from the field.

#### How It Happened

After playing to a 2-2 tie early in the game, Virginia Tech went on a 12-0 run with 6:20 left in the first quarter to take a 14-2 lead. The Hokies then added four points to that lead by the end of the period and entered the quarter break with a 20-4 advantage. Virginia Tech capitalized on five Longwood turnovers in the period, turning them into 12 points on the other end of the floor.

Virginia Tech kept its first quarter lead intact before going on a 21-0 run starting at the 7:30 mark in the second period, highlighted by a bucket from Charlise Dunn, to increase its lead to 41-7. The Lancers cut into that lead, but the Hokies still enjoyed a 41-10 advantage heading into halftime. Virginia Tech saw non-starters score six of its 21 total points off the bench in the quarter.

Virginia Tech continued to preserve its halftime lead before going on a 13-0 run to expand its lead further to 62-21 with 51 seconds to go in the third, a score which remained until the end of the third quarter. Virginia Tech knocked down three three-pointers in the quarter to score nine of its 21 total points.

Virginia Tech kept widening that lead, expanding it to 77-26 before going on a 10-0 run to grow the lead to 87-26 with 1:39 to go in the contest. The Hokies held onto that lead for the rest of the game for the 89-28 win. Virginia Tech got a boost from its bench in the period, with non-starters scoring nine of its 27 total points.

#### Game Notes

- » Virginia Tech got double-doubles from both Elizabeth Kitley and Kayana Traylor.
- » Virginia Tech found success from beyond the arc, knocking down 10 threes in the game.
- » The Hokies put together a stellar defensive performance, holding the Lancers to only 16.7 percent shooting from the field.
- » The Hokies never trailed after taking a 20-4 first quarter lead.
- » Virginia Tech tallied 18 total assists in the game.
- » Virginia Tech had a stellar day defensively, holding Longwood to 17 percent from three point land on 18 attempts.
- » Virginia Tech had a 55-30 edge on the boards in the win.
- » The Virginia Tech defense forced 17 turnovers.
- » The Hokies were active in affecting shots on the defensive end, recording seven blocks as a team.
- » Virginia Tech cleaned up on the offensive glass, collecting 14 offensive boards in the game.
- » Elizabeth Kitley had a game-high 23 points and Ashley Owusu added 21.
- » Elizabeth Kitley nabbed a game-high 14 rebounds to lead Virginia Tech and Kayana Traylor contributed 10.

## 2022-23 GAME RECAPS

### GAME SEVEN



**NEBRASKA** 54  
**NO. 9 VIRGINIA TECH** 85

**CASSELL COLISEUM • BLACKSBURG, VA • DEC. 1, 2022 • ATTENDANCE: 2,651**

**BLACKSBURG** - Georgia Amoore showed out with a triple-double with 24 points, 10 rebounds and 11 assists to lead the Virginia Tech women's basketball team past the Nebraska Cornhuskers 85-54 at home Thursday.

The Hokies (7-0) had three players score in double figures, led by Elizabeth Kitley, who recorded a double-double with 24 points and 12 rebounds. Amoore tacked on a triple-double with 24 points, 10 rebounds and 11 assists and Taylor Soule helped out with 18 points.

Virginia Tech shared the ball well in Thursday's game, racking up 17 assists on 30 made field goals. Amoore's 11 assists paced the Hokies and D'asia Gregg also helped out with three assists of her own.

The Virginia Tech defense held Nebraska shooters to only 33.9 percent from the field, including 30 percent from three-point range. The Cornhuskers did not get many second opportunities on the offensive end, as they grabbed only nine offensive rebounds and scored two second chance points while Virginia Tech pulled down 29 defensive rebounds.

#### How It Happened

After jumping out to a 9-6 advantage, Virginia Tech went on a 9-0 run with 6:16 left in the first quarter to increase its lead to 18-6. The Hokies then added one point to that lead by the end of the period and entered the quarter break with a 21-8 advantage. Virginia Tech relied on its three-point shooting in the period, knocking down three shots to account for nine of its 21 points.

Virginia Tech kept its first quarter lead intact before going on a 5-0 run starting at the 9:20 mark in the second period, highlighted by a three from Amoore, to increase its lead to 26-10. The Cornhuskers cut into that lead, but the Hokies still enjoyed a 35-24 advantage heading into halftime. Virginia Tech was strong from deep in the period, knocking down three three-point shots to account for nine of its 14 points.

Virginia Tech wasted no time building on its lead, going on a 5-0 run, punctuated by a basket from Amoore, to expand its lead further to 40-24 with 8:30 to go in the third. Before the conclusion of the third period, the Cornhuskers had cut into that lead somewhat, but the Hokies still entered the fourth quarter with a 55-42 edge. Virginia Tech knocked down three three-pointers in the quarter to score nine of its 20 total points.

Virginia Tech started tacking on points in the fourth almost immediately, going on a 17-0 run to grow the lead to 72-42 with 5:24 to go in the contest. The Hokies kept expanding the margin and coasted the rest of the way for the 85-54 win. Virginia Tech took advantage of its opportunities in the post, scoring 16 of its 30 points in the paint.

#### Game Notes

- » Georgia Amoore had an amazing all-around day, recording 24 points, 10 rebounds and 11 assists for a triple-double in the contest.
- » Virginia Tech got double-doubles with over 20 points and 10 rebounds from both Elizabeth Kitley and .
- » The Hokies shot well from three point range, knocking down 10 of 24 long range attempts.
- » The Hokies held the Cornhuskers to only 33.9 percent shooting from the field.
- » The Hokies never trailed after taking a 21-8 first quarter lead.
- » Virginia Tech recorded 17 total assists in the game.
- » Elizabeth Kitley, Georgia Amoore, and Taylor Soule combined to account for 78 percent of the Hokies points.
- » Georgia Amoore recorded 11 assists for Virginia Tech.
- » Virginia Tech had a 36-33 edge on the boards in the win.
- » Virginia Tech turned the ball over seven times while dishing out 17 assists.

### GAME EIGHT



**NO. 9 VIRGINIA TECH** 59  
**TENNESSEE** 56

**THOMPSON-BOLING ARENA • BLACKSBURG, VA • DEC. 1, 2022 • ATTENDANCE: 8,507**

**KNOXVILLE, TENN.** - The Virginia Tech women's basketball team held Tennessee to just 14.3 percent from deep in a 2-for-14 shooting performance on the way to a 59-56 win over the Lady Volunteers on the road Sunday.

The Hokies (8-0) had four players score in double figures, led by Kayana Traylor, who had 18 points. Cayla King tacked on 11 points and three steals and D'asia Gregg chipped in as well with 10 points off the bench.

Virginia Tech's defense held Tennessee to only 14.3 percent shooting from beyond the arc and 33.3 percent from the field.

#### How It Happened

After jumping out to an 11-5 advantage, Virginia Tech went on a 6-0 run with 4:48 left in the first quarter, culminating in a three from Traylor, to increase its lead to 17-5. The Hokies then lost some of that lead, but still entered the quarter break with a 23-13 advantage. Virginia Tech capitalized on six Tennessee turnovers in the period, turning them into 12 points on the other end of the floor.

The Hokies maintained their lead in the game's second frame and entered halftime with a 34-30 edge. Virginia Tech was strong from deep in the period, knocking down three three-point shots to account for nine of its 11 points.

Virginia Tech continued to preserve its halftime lead before going on a 10-0 run, punctuated by a three from King, to expand its lead further to 46-34 with 6:33 to go in the third. Before the conclusion of the third period, the Lady Volunteers had cut into that lead somewhat, but the Hokies still entered the fourth quarter with a 51-43 edge. Virginia Tech knocked down three three-pointers in the quarter to score nine of its 17 total points.

The Hokies then held on for the victory in the fourth quarter. Virginia Tech took advantage of four Tennessee turnovers in the quarter, scoring two points off of those takeaways.

#### Game Notes

- » Virginia Tech found success from three point land, knocking down nine treys in the game.
- » The Hokies held the Lady Volunteers to only 33.3 percent shooting from the field.
- » The Hokies never trailed after taking a 23-13 first quarter lead.
- » The Hokies put on a passing clinic, recording an assist on 70 percent of made field goals.
- » Virginia Tech had a great day defensively, holding Tennessee to 14 percent from three point land on 14 attempts.
- » The Virginia Tech defense forced 16 turnovers.
- » Kayana Traylor led the Hokies with 18 points.
- » Virginia Tech got a team-high nine rebounds from Elizabeth Kitley.

## 2022-23 GAME RECAPS

GAME NINE



**NO. 7 VIRGINIA TECH** 73  
**BOSTON COLLEGE** 58

**CONTE FORUM • CHESTNUT HILL, MASS. • DEC. 7, 2022 • ATTENDANCE: 1,112**  
**CHESTNUT HILL, MASS -** The Virginia Tech women's basketball team shot 50 percent from three-point range on the way to a 73-58 win against the Boston College Eagles on the road Wednesday.

The Hokies (9-0, 1-0) had two players score in double figures, led by Elizabeth Kitley, who put together a double-double with 22 points and 12 rebounds. Cayla King added 16 points and Taylor Soule added nine points and two steals.

Soule pulled down three offensive rebounds to pace an offense that racked up second chance opportunities for Virginia Tech, grabbing 10 boards and turning them into 10 second chance points.

### How It Happened

After jumping out to a 7-4 advantage, Virginia Tech went on a 10-0 run with 4:20 left in the first quarter, culminating in a bucket from Kayana Traylor, to increase its lead to 17-4. The Hokies then lost some of that lead, but still entered the quarter break with a 17-7 advantage. Virginia Tech got out and ran in the period, scoring four points on the break.

Virginia Tech kept its first quarter lead intact before going on a 6-0 run starting at the 6:02 mark in the second period, highlighted by a three from King, to increase its lead to 28-13. The Hokies proceeded to tack on four points to that lead and enjoyed a 43-24 advantage heading into halftime.

After intermission, Virginia Tech held on to its advantage and owned a 59-46 lead heading into the fourth quarter. Virginia Tech's bench made the most of its minutes in the period, as non-starters totaled five of the team's 16 third-quarter points.

Virginia Tech kept its lead intact before going on a 5-0 run, finished off by Kitley's layup, to grow the lead to 69-54 with 1:51 to go in the contest. The Hokies held onto that lead for the rest of the game for the 73-58 win. Virginia Tech took advantage of five Boston College turnovers in the quarter, scoring five points off of those takeaways.

### Game Notes

- » Elizabeth Kitley notched an impressive double-double for the Hokies with 22 points and 12 rebounds.
- » The Hokies made half of their attempts from three point range, knocking down eight of 16 shots.
- » The Hokies never trailed after taking a 17-7 first quarter lead.
- » Virginia Tech tallied 19 total assists in the game.
- » Virginia Tech had a 34-27 edge on the boards in the win.
- » Virginia Tech cleaned up on the offensive glass, collecting 10 offensive boards in the game.
- » Elizabeth Kitley led the Hokies with a game-high 22 points.
- » Virginia Tech got a game-high 12 rebounds from Elizabeth Kitley.

GAME 10



**UNC ASHEVILLE** 48  
**NO. 7 VIRGINIA TECH** 86

**CASSELL COLISEUM • BLACKSBURG, VA • DEC. 11, 2022 • ATTENDANCE: 2,027**  
**BLACKSBURG -** Elizabeth Kitley and Georgia Amoore each recorded double-doubles to help lead the Virginia Tech women's basketball team past the UNC Asheville Bulldogs 86-48 at home Sunday.

The Hokies (10-0) had five players score in double figures, led by Taylor Soule, who had 21 points. Kitley added a double-double with 20 points and 10 rebounds and Cayla King helped out with 12 points and two steals. Virginia Tech did a great job taking care of the basketball, dishing out 20 assists while turning the ball over nine times. Amoore's 10 assists were the most for the Hokies. Kayana Traylor also added with three assists of her own. Virginia Tech forced 22 UNC Asheville turnovers while committing just nine themselves in Sunday's game. The Hokies turned those takeaways into 24 points on the offensive end of the floor. King led the way individually with two steals.

### How It Happened

After jumping out to an 11-8 advantage, Virginia Tech went on a 6-0 run with 2:52 left in the first quarter, culminating in a bucket from Traylor, to increase its lead to 17-8, a score that would hold for the rest of the period. Virginia Tech did most of its first quarter damage in the paint, scoring 12 of its 17 points close to the basket.

Virginia Tech built that first quarter lead to 31-17 before going on an 8-0 run starting at the 2:16 mark in the second period to increase its lead to 39-17. The Hokies kept that lead for the remainder of the period and enjoyed a 41-19 advantage heading into halftime. Virginia Tech dominated in the paint, scoring 12 of its 24 points close to the basket.

Virginia Tech continued to preserve its halftime lead before going on a 12-0 run to expand its lead further to 56-23 with 4:43 to go in the third. Before the conclusion of the third period, the Bulldogs had cut into that lead somewhat, but the Hokies still entered the fourth quarter with a 65-34 edge. Virginia Tech knocked down four three-pointers in the quarter to score 12 of its 24 total points.

Virginia Tech kept widening that lead, expanding it to 77-44 before going on a 6-0 run, finished off by D'Asia Gregg's three, to grow the lead to 83-44 with 4:09 to go in the contest. The Bulldogs narrowed the margin somewhat before the game was over, but the Hokies still cruised the rest of the way for the 86-48 win. Virginia Tech fired away from deep in the quarter, knocking down four shots to account for 12 of its 21 points.

### Game Notes

- » Virginia Tech got double-doubles from both Elizabeth Kitley and Georgia Amoore.
- » Virginia Tech lit it up from beyond the arc, knocking down 11 treys in the game.
- » The Hokies held the Bulldogs to only 33.9 percent shooting from the field.
- » The Hokies never trailed after taking a 17-8 first quarter lead.
- » Virginia Tech tallied 20 total assists in the game.
- » Georgia Amoore recorded 10 assists for Virginia Tech.
- » Five Virginia Tech players scored 10 or more points.
- » The Hokies forced 22 UNC Asheville turnovers while committing only nine on the other end.
- » The Virginia Tech defense forced 22 turnovers.
- » Virginia Tech turned the ball over nine times while dishing out 20 assists.
- » Taylor Soule had a game-high 21 points and Elizabeth Kitley added 20.
- » Virginia Tech got a game-high 10 rebounds from Elizabeth Kitley.

## 2022-23 GAME RECAPS

GAME 11



**NO. 5 NOTRE DAME** **63**  
**NO. 6 VIRGINIA TECH** **52**

**CASSELL COLISEUM • BLACKSBURG, VA • DEC. 18, 2022 • ATTENDANCE: 4,206**

**BLACKSBURG** - Georgia Amoore scored 20 points and Elizabeth Kitley had 16 more, but the Hokies fell to the No. 5 Notre Dame Fighting Irish 63-52 at home Sunday.

The Hokies (10-1, 1-1) had two players score in double figures, led by Amoore, who had 20 points and four assists. Kitley tacked on a double-double with 16 points and 20 rebounds and Kayana Traylor added nine points.

Virginia Tech did a great job disrupting Notre Dame shots in the contest, coming away with five blocks. Kitley's four rejections led the way individually for the Hokies.

### How It Happened

After jumping out to a 7-6 advantage, Virginia Tech went on a 5-0 run with 2:52 left in the first quarter to increase its lead to 12-6. The Hokies then added one point to that lead by the end of the period and entered the quarter break with a 16-9 advantage. Virginia Tech got out and ran in the period, scoring four points on the break.

The Hokies surrendered their lead in the second quarter and entered halftime with the score tied 22-22. Virginia Tech scored one of its six total points in the period on second chance opportunities created by pulling down three offensive rebounds.

The contest remained level after halftime before Virginia Tech went on a 5-0 run, punctuated by a three from Amoore, to grab a 43-38 lead with 1:16 to go in the third. Before the conclusion of the third period, the Fighting Irish had cut into that lead somewhat, but the Hokies still entered the fourth quarter with a 43-40 edge. Virginia Tech knocked down four three-pointers in the quarter to score 12 of its 21 total points.

Notre Dame then erased the Virginia Tech lead in the game's final quarter for a 63-52 comeback victory. Virginia Tech pulled down two offensive rebounds to score two second chance points out of nine total in the period.

### Game Notes

- » Elizabeth Kitley notched a double-double for the Hokies with 16 points and 20 rebounds.
- » Georgia Amoore, Elizabeth Kitley, and Kayana Traylor combined to account for 87 percent of the Hokies points.
- » Virginia Tech lost despite a 41-39 rebounding advantage.
- » The Hokies were active in affecting shots on the defensive end, tallying five blocks as a team.
- » Virginia Tech cleaned up on the offensive glass, collecting 10 offensive boards in the game.
- » Georgia Amoore led the Hokies with a game-high 20 points.
- » Elizabeth Kitley dominated the boards with a game-high 20 rebounds to lead Virginia Tech.

GAME 12



**NO. 8 VIRGINIA TECH** **86**  
**HIGH POINT** **66**

**GUBEIN ARENA • HIGH POINT, NC • DEC. 21, 2022 • ATTENDANCE: 1,378**

**HIGH POINT** - Elizabeth Kitley, Taylor Soule and Kayana Traylor each notched at least 20 points to help lead the Virginia Tech women's basketball team past the High Point Panthers 86-66 on the road Wednesday.

Kitley led the Hokies (11-1) with 25 points, seven rebounds, seven assists and four blocks. Soule tacked on 24 points, seven rebounds and two steals and Traylor chipped in as well with 22 points and seven assists.

Virginia Tech out-rebounded High Point 32-20 in Wednesday's game, led by Kitley's seven boards. The Hokies also collected 12 offensive rebounds and scored 10 second chance points.

Virginia Tech forced 17 High Point turnovers while committing only nine themselves in Wednesday's game. The Hokies turned those takeaways into 23 points on the offensive end of the floor. Soule's two steals led the way for Virginia Tech.

### How It Happened

After falling behind 2-0, Virginia Tech went on a 7-0 run with 7:17 left in the first quarter, culminating in a bucket from Soule, to take a 7-2 lead. The Hokies then lost some of that lead, but still entered the quarter break with a 17-16 advantage. Virginia Tech did most of its first quarter damage in the paint, scoring 12 of its 17 points close to the basket.

The Hokies used the second period to increase their lead and entered halftime with a 42-32 edge. Virginia Tech dominated in the paint, scoring 18 of its 25 points close to the basket.

Following intermission, Virginia Tech continued to expand its advantage, pushing it to 58-46 before going on a 10-0 run, punctuated by a basket from Soule, to expand its lead further to 68-46 with 11 seconds to go in the third, a score which remained until the end of the third quarter. Virginia Tech played well near the basket, scoring 16 of its 26 points in the paint.

Virginia Tech kept its lead intact before going on a 6-0 run, finished off by Soule's layup, to grow the lead to 80-55 with 4:16 to go in the contest. The Panthers narrowed the margin somewhat before the game was over, but the Hokies still cruised the rest of the way for the 86-66 win. Virginia Tech took advantage of its opportunities in the post, scoring 12 of its 18 points in the paint.

### Game Notes

- » The Hokies never trailed after taking a 17-16 first quarter lead.
- » Virginia Tech recorded 21 total assists in the game.
- » Elizabeth Kitley, Taylor Soule, and Kayana Traylor combined to account for 83 percent of the Hokies points.
- » Virginia Tech had a 32-20 edge on the boards in the win.
- » The Virginia Tech defense forced 17 turnovers.
- » The Hokies were active in affecting shots on the defensive end, recording six blocks as a team.
- » Virginia Tech turned the ball over nine times while dishing out 21 assists.
- » Virginia Tech cleaned up on the offensive glass, collecting 12 offensive boards in the game.
- » The Hokies had three players score over 20 points in the contest. Elizabeth Kitley led the way with 25 points, Taylor Soule had 24, and Kayana Traylor added 22.
- » Virginia Tech got a game-high seven rebounds from both Elizabeth Kitley and Taylor Soule.

## 2022-23 GAME RECAPS

GAME 13



**NO. 7 VIRGINIA TECH**      **59**  
**CLEMSON**                      **64**

**LITTLEJOHN COLISEUM • CLEMSON, SC • DEC. 29, 2022 • ATTENDANCE: 1,517 CLEMSON, S.C.** - The Virginia Tech women's basketball team recorded 12 assists on 19 made shots, but the Hokies fell to the Clemson Tigers 64-59.

The Hokies (11-2, 1-2) had three players score in double figures, led by Cayla King, who had 15 points, six rebounds and two steals. Elizabeth Kitley added 14 points and six rebounds and Georgia Amoore helped out with 14 points.

The Virginia Tech offense was very productive from beyond the arc, making nine threes on 28 attempts. King was the most prolific shooter for the Hokies, draining five treys in the contest.

Virginia Tech forced 15 Clemson turnovers. The Hokies turned those takeaways into 16 points on the offensive end of the floor. Kayana Traylor led the way individually with three steals.

### How It Happened

Virginia Tech struggled out of the gate, falling behind 26-16 at the end of the first quarter.

Clemson kept adding to that lead, building a 30-16 advantage before Virginia Tech went on a 7-0 run, highlighted by a bucket from Amoore, to narrow its deficit to 30-23. Clemson responded and expanded its lead, leaving the Hokies trailing 38-26 heading into halftime.

Clemson continued to increase its lead after halftime, building a 47-34 advantage before Virginia Tech went on a 5-0 run, punctuated by a three from King, to trim its deficit to 47-39 with 57 seconds to go in the third. The Hokies were unable to cut further into the deficit, but did not cede ground to Clemson either and entered the fourth quarter trailing 49-41. Virginia Tech took advantage of seven Clemson turnovers in the quarter, scoring nine points off of takeaways.

Virginia Tech came out of the third quarter break clicking on all cylinders, going on a 6-0 run, finished off by King's three, to shrink the deficit to 49-47 with 7:52 to go in the contest. Clemson responded and outscored the Hokies the rest of the way, ending the game with a final score of 64-59. Virginia Tech fired away from deep in the quarter, knocking down four shots to account for 12 of its 18 points.

### Game Notes

- » Virginia Tech found success from three point land, knocking down nine treys in the game.
- » The Hokies shared the ball well, recording an assist on 63 percent of made baskets.
- » The Virginia Tech defense forced 15 turnovers.
- » Virginia Tech cleaned up on the offensive glass, collecting 12 offensive boards in the game.
- » Cayla King led the Hokies with 15 points.
- » Virginia Tech got six rebounds from both Elizabeth Kitley and Cayla King.

GAME 14



**NO. 13 UNC**                      **65**  
**NO. 7 VIRGINIA TECH**      **68**

**CASSELL COLISEUM • BLACKSBURG, VA • JAN. 1, 2023 • ATTENDANCE: 4,186 BLACKSBURG, VA** - Georgia Amoore scored 24 points to help lead the Virginia Tech women's basketball team over the North Carolina Tar Heels 68-65 at home Sunday.

Amoore added six assists to her 24 point game to lead the Hokies (12-2, 2-2). Cayla King helped out with 12 points and eight rebounds and D'asia Gregg chipped in with a double double off the bench with 11 points and 10 rebounds.

Virginia Tech took advantage of fantastic ball movement in Sunday's game, piling up 16 assists on 21 made field goals. Amoore's six assists were the most for the Hokies and Kayana Traylor also added five assists of her own.

### How It Happened

After falling behind 14-11, Virginia Tech went on a 5-0 run with 1:33 left in the first quarter to take a 16-14 lead, a score that would hold for the rest of the period. Virginia Tech relied on its three-point shooting in the period, knocking down three shots to account for nine of its 16 points.

North Carolina rallied to take a 35-31 lead before Virginia Tech went on a 6-0 run starting at the 1:02 mark in the second period to take a 37-35 lead, a score that would hold until halftime. Virginia Tech was strong from deep in the period, knocking down four three-point shots to account for 12 of its 21 points.

North Carolina then took a 43-37 lead following intermission before Virginia Tech went on a 9-0 run, punctuated by a three from Amoore, to grab a 46-43 lead with 3:46 to go in the third. Before the conclusion of the third period, the Tar Heels had cut into that lead somewhat, but the Hokies still entered the fourth quarter with a 53-51 edge. Virginia Tech knocked down three three-pointers in the quarter to score nine of its 16 total points.

The Hokies coasted to the win from there, increasing their margin of victory by outscoring the Tar Heels 15-14 in the fourth quarter. Virginia Tech fired away from deep in the quarter, knocking down two shots to account for six of its 15 points.

### Game Notes

- » D'asia Gregg notched a double-double for the Hokies with 11 points and 10 rebounds.
- » Virginia Tech found success from three point land, knocking down 12 treys in the game.
- » The Hokies put on a passing clinic, recording an assist on 76 percent of made baskets.
- » Virginia Tech had a 38-29 edge on the boards in the win.
- » Virginia Tech cleaned up on the offensive glass, collecting 12 offensive boards in the game.
- » Georgia Amoore led the Hokies with a game-high 24 points.
- » Virginia Tech got a game-high 10 rebounds from D'asia Gregg.

## GAME 15



**VIRGINIA**

**66**

**NO. 9 VIRGINIA TECH**

**74**

**CASSELL COLISEUM • BLACKSBURG, VA • DEC. 11, 2022 • ATTENDANCE: 2,630**

**BLACKSBURG, VA -** The Virginia Tech women's basketball team went into the half tied with Virginia 32-32, but took control in the second half to knock off the Cavaliers 74-66 at home Thursday.

The Hokies (13-2, 3-2) had four players score in double figures, led by Georgia Amoore, who had 22 points. Taylor Soule tacked on a double-double with 18 points and 10 rebounds and Kayana Traylor chipped in as well with 15 points, four assists and two steals.

The Virginia Tech offense was very productive from downtown, pouring in eight threes on 25 attempts. Amoore was the most prolific shooter for the Hokies, draining four treys in the contest.

The Virginia Tech defense was effective at taking away the basketball in Thursday's game, forcing 18 Virginia turnovers while committing 13. Those takeaways turned into 19 points on the other end of the floor. Traylor's two steals led the way individually for the Hokies.

#### How It Happened

After falling behind 13-8, Virginia Tech went on a 9-0 run with 2:47 left in the first quarter, culminating in a bucket from D'Asia Gregg, to take a 17-13 lead. The Hokies then lost some of that lead, but still entered the quarter break with a 17-16 advantage. Virginia Tech did most of its first quarter damage in the paint, scoring 12 of its 17 points close to the basket.

The Hokies surrendered their lead in the second quarter and entered halftime with the score tied 32-32.

After intermission, Virginia Tech jumped out to a 37-36 lead before going on a 7-0 run, punctuated by a basket from Soule, to expand its lead further to 44-36 with 5:36 to go in the third. Before the conclusion of the third period, the Cavaliers had cut into that lead somewhat, but the Hokies still entered the fourth quarter with a 51-45 edge. Virginia Tech knocked down three three-pointers in the quarter to score nine of its 19 total points.

Virginia Tech kept its lead intact before going on a 5-0 run to grow the lead to 72-64 with 1:26 to go in the contest. The Hokies held onto that lead for the rest of the game for the 74-66 win.

#### Game Notes

- » Virginia Tech got double-doubles from both Taylor Soule and D'asia Gregg.
- » Virginia Tech found success from beyond the arc, knocking down eight treys in the game.
- » The Virginia Tech defense forced 18 turnovers.
- » Georgia Amoore led the Hokies with a game-high 22 points.
- » Taylor Soule and D'asia Gregg led Virginia Tech with a game-high 10 rebounds each.

PHOTO ROSTER



1

**CARLEIGH WENZEL**  
FR • G • 6-0  
San Antonio, Texas



3

**CHLOE BROOKS**  
GR • G • 5-10  
Harrisonburg, Va.



5

**GEORGIA AMOORE**  
JR • G • 5-6  
Ballarat, Victoria, Australia



10

**CHARLISE DUNN**  
FR • G • 6-2  
Victoria, Australia




11

**D'ASIA GREGG**  
SR • F • 6-2  
Florence, S.C.




13

**TAYLOR SOULE**  
GR • F • 5-11  
West Lebanon, N.H.



14

**MADDIE VEJSICKY**  
FR • G • 6-0  
Newark, Ohio



15

**ASHLEY OWUSU**  
SR • G • 6-0  
Woodbridge, Va.



22

**CAYLA KING**  
SR • G • 6-0  
Greensboro, N.C.



23

**KAYANA TRAYLOR**  
SR • G • 5-9  
Martinsville, Ind.



32

**CLARA FORD**  
GR • C • 6-3  
Vienna, Va.



33

**ELIZABETH KITLEY**  
SR • C • 6-6  
Summerfield, N.C.



35

**TAYLOR GEIMAN**  
SR • G • 6-0  
Hanover, Pa.



**KENNY BROOKS**  
HEAD COACH  
7th SEASON



**LINDSEY HICKS**  
ASSISTANT COACH  
3rd SEASON



**RADVILE AUTUKAITE**  
ASSISTANT COACH  
1st SEASON