



MIAMI HURRICANES

GAME INFO

Date: Sun., Feb. 12, 2023
Time: 2 p.m. ET
Location: Durham, N.C.
Arena: Cameron Indoor
Live Stats: goduke.com/sidearmstats
Television: Bally Sports
Radio: WVUM 90.5
Series: 16-5, Duke
at Miami: 3-6
at Duke: 1-9
Neutral: 1-1
Last Meeting: 61-55, UM (3/3/22)

#25

THE MATCHUP

Miami (16-8, 9-4 ACC)

Head Coach: Katie Meier (Duke '89, '90)
Record at UM: 337-219
Career Record: 413-264
Record vs. DU: 5-14



-VS-

#9/11 Duke (21-3, 11-2 ACC)

Head Coach: Kara Lawson (Tennessee '03)
Record at DU: 41-17
Career Record: 41-17
Record vs. UM: 1-1



QUICK HITS

BEATING THE BEST

The Hurricanes picked up their third top-25 win of the season Thursday, knocking off No. 19/24 Florida State, 86-82. Miami will face its seventh ranked opponent of the year on Sunday at No. 9/11 Duke. The Hurricanes are 53-175 all-time against AP top-25 teams and 12-87 when playing on the road.

HALEY CAME TO PLAY

Senior Haley Cavinder played the best game of her career Thursday, totaling a career-high 33 points, the most by a Hurricane since Riquana Williams scored 34 against Maryland (1/12/12). The guard was 7-of-10 from 3-point range, tying her career high for made threes in a game. Twenty-four of Cavinder's 33 points came in the second half and she was a perfect 10-of-10 at the free throw line.

COMEBACK COMPLETE

The Hurricanes rallied from down 11 at halftime to defeat Florida State, 86-82, Thursday night at the Watsco Center. This was the third-largest halftime comeback in program history dating back to 1995 (18 - 2021, 12 - 2007). Since 1995, the Hurricanes have recorded 68 halftime comebacks. Twenty-four of those 68 have come in ACC play and 37 took place at home.

TOP-10 FOES

Miami has played a top-10 opponent 73 times in program history, holding a 15-58 overall record. Twenty-three of the 73 games have been single-digit decisions. The Hurricanes' last victory over a top-10 opponent came earlier this season, a 77-66 victory over No. 9/10 Virginia Tech in Coral Gables, Fla.

THE NUMBERS

- 2** Senior Hanna Cavinder is just two points away from the 1,500-point mark in her career.
- 5** The Hurricanes are seeking their fifth win over an AP Top-25 team on Sunday at No. 9/11 Duke.
- 7** Haley Cavinder's seven threes vs. FSU ranks T-4th in program history for single-game made threes.
- 11** Miami connected on 11 threes on Thursday, the most by the Canes in ACC play this season.
- 12** Over the last five games, Miami is outrebounding its opponent by an average of 12.2 boards per game.

HEAD-TO-HEAD

Miami		Duke
73.3	Points/Game	67.0
43.5	Field-Goal %	42.9
30.6	3-Point %	32.6
72.8	Free-Throw %	73.0
39.5	Rebounds/Game	38.8
15.1	Assists/Game	14.6
2.4	Blocks/Game	5.1
9.6	Steals/Game	9.0
63.2	Scoring Defense	50.7
41.2	FG% Defense	34.4
31.2	3FG% Defense	26.9
+7.4	Rebound Margin	+7.5
1.0	AST-TO Ratio	1.0

SCHEDULE (H: 12-4, A: 4-4, N: 0-0)

DATE OPPONENT TV TIME/RESULT

November

7	MD-EASTERN SHORE	ACCNX	W, 83-51
10	STETSON	ACCNX	W, 80-56
13	BOSTON UNIVERSITY	ACCNX	W, 81-46
16	FLORIDA ATLANTIC	ACCNX	W, 75-42
20	at DePaul	FloHoops	L, 98-83
22	at Loyola-Chicago	ESPN+	W, 63-45
25	NC A&T\$	ACCNX	W, 97-54
27	COLUMBIA	ACCNX	L, 78-71

December

1	#17/20 MICHIGAN^	ACCN	L, 76-64
4	NORTH FLORIDA	ACCNX	W, 85-45
11	FLORIDA	ACCN	L, 76-73 ^(OT)
21	at Florida State*	ACCNX	L, 92-85
29	#5/5 NOTRE DAME*	ACCN	L, 66-63

January

1	at Pittsburgh*	ACCNX	W, 74-67
5	#22/18 NORTH CAROLINA*	ACCNX	W, 62-58
8	#9/10 VIRGINIA TECH*	RSN	W, 77-66
12	at Georgia Tech*	ACCN	W, 69-60
15	WAKE FOREST*	ACCNX	W, 55-43
19	at #20/18 NC State*	ACCN	L, 71-61
26	BOSTON COLLEGE*	RSN	W, 86-65
29	at Wake Forest*	ACCNX	L, 55-52

February

2	at Clemson*	RSN	W, 69-66 ^(OT)
5	GEORGIA TECH*	ACCN	W, 64-58
9	#19/24 FLORIDA STATE*	RSN	W, 86-82
12	at #9/11 Duke*	RSN	2 p.m.
16	CLEMSON*	ACCNX	6 p.m.
19	at Syracuse*	RSN	1 p.m.
23	at Louisville*	ACCN	6 p.m.
26	VIRGINIA*	ACCN	12 p.m.

BOLD CAPS - home game

* - ACC game

^ - ACC/Big Ten Challenge

\$ - Miami Thanksgiving Tournament

All times are Eastern

PROBABLE STARTERS (FROM LAST GAME)

Miami Hurricanes

No.	Player	Pos.	Yr.	Ht.	Hometown	PPG	RPG	APG	FG%	3FG%	FT%
3	Destiny Harden	G	Gr.	6-0	Chicago, Ill.	12.2	5.3	2.1	.445	.289	.706
4	Jasmyne Roberts	G	So.	5-10	Jacksonville, Fla.	8.5	5.0	1.4	.456	.375	.709
12	Ja'Leah Williams	G	So.	5-9	Pompano Beach, Fla.	7.8	3.4	2.7	.425	.261	.638
14	Haley Cavinder	G	Sr.	5-6	Gilbert, Ariz.	12.8	4.7	2.7	.406	.412	.926
21	Lola Pendande	F	Sr.	6-4	Almeria, Spain	7.5	4.3	0.9	.479	.000	.705

Duke Blue Devils

No.	Player	Pos.	Yr.	Ht.	Hometown	PPG	RPG	APG	FG%	3FG%	FT%
0	Celeste Taylor	G	Sr.	5-11	Valley Stream, N.Y.	11.9	4.4	2.2	.417	.330	.712
4	Elizabeth Balogun	G/F	Sr.	6-1	Lagos, Nigeria	10.0	5.6	0.8	.503	.412	.719
21	Kennedy Brown	C	Jr.	6-6	Derby, Kan.	7.0	5.3	1.1	.441	.000	.765
24	Reigan Richardson	G	So.	5-11	Charlotte, N.C.	6.9	2.2	1.3	.429	.172	.765
30	Shayean Day-Wilson	G	So.	5-6	Toronto, Ontario	9.3	2.8	2.4	.388	.354	.718

ATHLETIC COMMUNICATIONS

WBB Contact: Megan Barnes
Email: meganbarnes@miami.edu
Office Phone: 305-284-6797
Cell Phone: 630-651-8801



QUICK FACTS

UNIVERSITY INFORMATION

Location	Coral Gables, Fla.
Enrollment	19,096
Founded	1925
Nickname	Hurricanes
Colors	Orange, Green and White
President	Dr. Julio Frenk
Vice President / Director of Athletics	Dan Radakovich
Faculty Athletics Representative	Dr. Marvin Dawkins
Conference	Atlantic Coast Conference
Arena / Capacity	Watsco Center / 7,972
Ticket Office Phone	1-800-GO-CANES
Press Row Phone	305-284-2111
Website	MiamiHurricanes.com
Mailing Address	5821 San Amaro Drive, Coral Gables, FL 33146

COACHING STAFF

Head Coach	Katie Meier (Duke, '89 [B.A.], '90 [M.A.])
Record at Miami	337-219 (18th season)
Career Record	413-264 (22nd season)
Assistant Head Coach	Fitzroy Anthony (Palm Beach Atlantic '08)
Assistant Coach	Shenise Johnson (Miami '12)
Assistant Coach	Josh Petersen (Florida State '12)
Dir. of Ops / Coord. of Recruiting	Lounette Hall (CSU-Northridge '94)
Director of Ops / Special Projects	Margie Gill (Florida '03)
Assistant Director of Ops	Maria Brown (Miami '14)
Director of Scouting/Analytics	Logan Hogrefe (Ohio State '20)
Creative Content Specialist	Teren Hart (Miami '16)

PROGRAM INFORMATION

PROGRAM HISTORY

First Year of Basketball	1972-73 (51st season)
All-Time Record	846-593 (.586)
All-Time ACC Record	149-146 (.500)
NCAA Tournament Apps.	15 (last, 2022)
Last NCAAT Opponent	S. Carolina, 2022 (L, 49-33, 2nd Round)
WNIT Appearances	Six (last, 2014)
Last WNIT Opponent	Stetson, 2014 (L, 70-63, First Round)

TEAM INFORMATION

2021-22 Overall Record	21-13 (12-4 H, 5-6 A, 4-3 N)
ACC Record / Finish	10-8 / T-7th
Players Returning / Lost	9 / 5
Starters Returning / Lost	4 / 1
Newcomers	5

RETURNING STARTERS	POS	PPG	RPG	APG
Destiny Harden	F	7.7	4.2	0.8
Ja'Leah Williams	G	7.3	4.1	2.2
Lola Pendande	F	7.0	4.9	0.6
Karla Erjavec	G	6.8	2.7	2.8

KEY LOSSES (5.0+ PPG)	POS	PPG	RPG	APG
Kelsey Marshall (graduation)	G	13.	7.3	2.7
Maeva Djaldi-Tabdi (graduation)	F	6.4	3.4	0.6

RETURNING NUMBERS	AVG	PCT
Points	32.6	.535
Rebounds (includes team rebounds)	19.0	.526
Assists	7.5	.576
Blocks	1.6	.482
Steals	5.6	.623
Starts	117 of 170	.688

THE MATCHUP

• The Hurricanes are back in the state of North Carolina to take on the No. 9/11 Duke Blue Devils at Cameron Indoor. Tipoff on Sunday is set for 2 p.m. and the game will air on Bally Sports with Dean Linke and Tabitha Turner on the call. Fans can also listen to the game on WVUM 90.5.

• Duke holds a 16-5 edge in the all-time series between the schools and has won three of the last five games. Miami has only won once before in Durham, tallying a 58-50 victory on Jan. 17, 2019. The Hurricanes are 1-9 overall when playing in Cameron Indoor.

• The last time these two teams met, the Hurricanes defeated the Blue Devils, 62-55 in the second round of the ACC Tournament.

LAST TIME OUT

• Miami tallied its third top-25 victory of the season on Thursday, taking down No. 19/24 Florida State, 86-82. The Hurricanes faced an 11-point deficit at halftime, but a 24-point second half from senior Haley Cavinder propelled Miami to the comeback victory.

• As a team, Miami shot 50 percent from 3-point range, connecting on 10-plus threes (11-of-22) for the third time this season. On the boards, the Hurricanes outrebounded their opponent for the third straight game, hauling in 47 rebounds to Florida State's 28.

SCOUTING THE BLUE DEVILS

• Duke enters Sunday's game as the team to beat in the ACC, holding an 11-2 ACC record and a 21-3 overall mark. Like Miami, the Blue Devils are in the midst of a three-game winning streak.

• Senior Celeste Taylor currently leads Duke in scoring at 11.9 points per game, while Elizabeth Balogun paces the Blue Devils on the boards, hauling in 5.6 rebounds per contest.

HURRICANE LEADERS

Led Team in Points

	Season	Career
Haley Cavinder	8	52
Hanna Cavinder		31
Destiny Harden	4	12
Karla Erjavec		4
Lola Pendande	2	5
Ja'Leah Williams	2	4
Jasmyne Roberts	3	3
Lazaria Spearman	3	3
Lashae Dwyer	2	3
Latasha Lattimore	1	1
Moulayna Johnson Sidi Baba		1

Led Team in Rebounds

	Season	Career
Haley Cavinder	5	48
Destiny Harden	5	20
Lola Pendande	3	10
Moulayna Johnson Sidi Baba		8
Jasmyne Roberts	7	8
Ja'Leah Williams		4
Lazaria Spearman	4	4
Latasha Lattimore	2	2
Lashae Dwyer	1	1
Kyla Oldacre	1	1
Hanna Cavinder		1
Karla Erjavec		1

Double-Figure Scoring Games

	Season	Career
Haley Cavinder	15	92
Hanna Cavinder	3	81
Destiny Harden	15	39
Karla Erjavec	2	30
Lola Pendande	6	33
Ja'Leah Williams	8	17
Lashae Dwyer	6	10
Jasmyne Roberts	8	9
Lazaria Spearman	5	5
Latasha Lattimore	2	5
Moulayna Johnson Sidi Baba		3

Consecutive Games in Double Figures

	Season	Career
Haley Cavinder	9	32
Destiny Harden	3	4
Lazaria Spearman	3	3
Jasmyne Roberts	4	4
Ja'Leah Williams	2	2
Lashae Dwyer	2	2
Karla Erjavec		2

20-Point Games

	Season	Career
Haley Cavinder	3	45
Hanna Cavinder		25
Destiny Harden	2	8
Lola Pendande	1	3
Lashae Dwyer	2	2
Jasmyne Roberts	2	2
Ja'Leah Williams	1	1
Latasha Lattimore	1	1

Double-Figure Rebounding Games

	Season	Career
Haley Cavinder		23
Destiny Harden	2	8
Lola Pendande		4
Hanna Cavinder		3
Lazaria Spearman	2	2
Latasha Lattimore	1	2
Moulayna Johnson Sidi Baba		2
Ja'Leah Williams		1

Double-Doubles

	Season	Career
Haley Cavinder		22
Destiny Harden	2	7
Lola Pendande		4
Hanna Cavinder		3
Lazaria Spearman	2	2
Latasha Lattimore	1	2
Karla Erjavec		1



THE RESUME

• Up to this point, the Hurricanes have put together a solid resume for postseason contention. Miami has recorded eight wins over NET Top 100 teams and a trio over NET and AP Top-25 Teams in Florida State (NET 17, AP 19), North Carolina (NET 22, AP 14) and Virginia Tech (NET 18, AP 11).

• The Hurricanes have tallied seven wins by 20 or more points and 10 by 10-plus points.

• Five of Miami's eight losses this season were by single-digits and three of those five were one-possession games. All eight losses came against NET Top 100 and five of the eight were against NET Top 40 teams.

THIRD QUARTER CANES

• The Hurricanes have been dominant in third quarters this season, outscoring their opponents by an average of 4.6 points per game (+111). Miami's highest shooting percentage (.487), most assists (102) and fewest turnovers (79) all come in the third quarter.

• Against Florida State, the Hurricanes started the third quarter on a 9-0 run and ultimately outscored the Seminoles, 26-21, in the frame.

ACC PLAYER OF THE WEEK

• Jasmyne Roberts earned her first ever ACC Player of the Week honor Monday after averaging 17.0 points and 8.0 rebounds in Miami's wins over Clemson and Georgia Tech.

• Roberts shot 50 percent from the field, including a 9-of-16 effort at Clemson. She is the first Hurricane to win ACC Player of the Week since Destiny Harden (3/1/21).

• Since joining the starting lineup on Jan. 5, Roberts is averaging 12.0 points and 6.3 rebounds per game. Below is a breakdown of her year-over-year improvement.

Category	2021-22	2022-23
Points Per Game	1.9	8.5
Rebounds Per Game	1.5	5.0
Assists	11	34
Steals	21	17

ACC STANDINGS

Team	ACC Rec.	ACC Pct.	Overall Rec.	Overall Pct.	Win Streak
1. Duke	11-2	.846	21-3	.875	W3
2. Notre Dame	10-3	.769	19-4	.826	W1
3. Miami	9-4	.692	16-8	.667	W3
3. Virginia Tech	9-4	.692	19-4	.826	W3
3. Florida State	9-4	.692	20-6	.769	L1
3. Louisville	9-4	.692	18-8	.692	W3
7. North Carolina	8-5	.615	17-7	.708	L2
8. NC State	7-6	.538	17-7	.708	W1
9. Syracuse	7-7	.500	16-9	.640	W2
10. Wake Forest	5-9	.357	14-11	.560	L1
11. Clemson	4-9	.308	13-12	.520	L4
12. Boston College	4-10	.286	14-13	.519	L3
13. Georgia Tech	3-9	.250	12-11	.522	L1
14. Virginia	3-11	.214	14-11	.560	L7
15. Pitt	1-12	.077	8-16	.333	L1

POSTSEASON OUTLOOK

• If the season ended today, Miami would hold the third-place tiebreak over Florida State, Virginia Tech and Louisville and would have the double-bye in the ACC tournament.

• ESPN bracketologist Charlie Creme currently has the Hurricanes as a last four bye team. Seven other ACC teams make an appearance in the NCAA Tournament bracket. The other three 9-4 teams are seven-seeds or higher (VT - 4, FSU -5, UL - 7), while Miami finds itself on the 10-seed line.

COUNTDOWN TO 2,000

• Haley Cavinder is just 54 points away from 2,000 career points, sitting at 1,946 points in her four-year career. If she scores at her average (12.8), Cavinder will reach the 2,000-point mark on senior day against Virginia.

• Cavinder will join an elite group of 15 active Division I women's basketball players who have eclipsed the 2,000-point mark.

FROM PLAYER TO COACH

• Not only is head coach Katie Meier and exceptional coach, but she was also a prolific basketball player at Duke from 1985-90. Meier's name is still all over the Duke record book as she was the 1986 ACC Rookie of the Year and a 2002 Duke Hall of Honor Inductee.

• She still ranks seventh all-time in Duke program history in scoring (1,761) and fourth in career scoring average (16.2). Meier is one of just seven players in Duke history to record a triple-double in a game (16 points, 11 rebounds, 10 assists vs. Manhattan on March 11, 1987).

ON THE ROAD AGAIN

• The Hurricanes hit the road on Sunday to take on No. 9/11 Duke. Miami is 4-4 in road contests this year and 3-3 in conference road games.

• Miami is 227-284 (.444) all-time when playing on the road and 87-106 (.452) since Coach Meier took over as head coach.

THE POLLS

Associated Press

Rk.	Team (No. 1 votes)	Rec.	Pts.
1	South Carolina (28)	23-0	700
2	Indiana	22-1	649
3	LSU	23-0	643
4	UConn	21-3	611
5	Iowa	19-4	569
6	Stanford	22-3	568
7	Utah	20-2	543
8	Maryland	19-5	509
9	Duke	20-3	448
10	Notre Dame	18-4	429
11	Virginia Tech	18-4	394
12	Michigan	19-5	359
13	Ohio State	20-4	337
14	North Carolina	17-6	328
15	Villanova	20-4	245
16	Oklahoma	18-4	241
17	Arizona	18-5	233
18	UCLA	18-6	201
19	Florida State	20-5	187
20	Texas	18-6	182
21	Iowa State	15-6	168
22	NC State	16-6	164
23	Gonzaga	22-3	118
24	South Florida	22-4	98
25	Colorado	18-5	81

Others receiving votes: Baylor 29, Illinois 18, UNLV 14, Tennessee 13, USC 8, Middle Tennessee 8, Florida Gulf Coast 2, Louisville 2, Cleveland State 1

USA Today Coaches Poll

Rk.	Team (No. 1 votes)	Rec.	Pts.
1	South Carolina (32)	23-0	800
2	Louisiana State	23-0	754
3	Indiana	22-1	704
4	Connecticut	21-3	697
5	Stanford	22-3	670
6	Iowa	19-4	649
7	Utah	21-2	620
8	Maryland	19-5	531
9	Virginia Tech	19-4	525
10	Notre Dame	18-4	513
11	Duke	20-3	496
12	Ohio St.	20-4	430
13	Oklahoma	18-4	381
14	Michigan	19-5	336
15	Arizona	18-5	305
16	North Carolina	17-6	292
17	UCLA	18-6	250
18	Villanova	20-4	246
19	Iowa State	15-6	239
20	NC State	16-7	207
21	South Florida	22-4	158
22	Gonzaga	22-3	144
23	Texas	18-6	118
24	Florida State	20-5	114
25	Colorado	19-5	64

Others receiving votes: Florida Gulf Coast 37; Illinois 30; UNLV 23; Baylor 22; Southern California 17; Oregon 8; Middle Tennessee St. 7; Tennessee 5; Mississippi 4; Rhode Island 1; Purdue 1; Massachusetts 1; Alabama 1

*updated 2/7/23



NCAA STATS

Team

Category (Value)	NCAA	ACC
Assist/Turnover Ratio (0.95)	.99	6
Assists Per Game (15.1)	72	4
Blocks Per Game (2.4)	258	14
Field Goal Percentage (43.5)	76	5
FG Percentage Defense (41.2)	233	14
Fouls Per Game (17)	185	10
FT Attempts Per Game (18.71)	90	4
Free Throw Percentage (72.8)	114	6
FT Made Per Game (13.62)	72	4
Rebound Margin (7.4)	28	3
Rebounds (Defensive) (25.6)	152	10
Rebounds (Offensive) (13.9)	44	4
Rebounds Per Game (39.46)	69	6
Scoring Defense (63.2)	150	10
Scoring Margin (10.1)	60	7
Scoring Offense (73.2)	52	6
Steals Per Game (9.6)	49	3
3-Point Attempts Per Game (18.7)	180	8
3-Point Percentage (30.6)	193	10
3-Point Percentage Defense (31.2)	203	12
3-Pointers Per Game (5.7)	185	9
Turnover Margin (2.25)	94	5
Turnovers Forced Per Game (18.08)	78	5
Turnovers Per Game (15.8)	171	10
Winning Percentage (66.7)	89	8

Individual (Top-75 Nationally)

Category (Value)	NCAA	ACC
------------------	------	-----

3-Point Field Goal Percentage

Haley Cavinder (41.2)	31	2
-----------------------	----	---

*updated 2/10/23

NET TRACKER PT. II

• The ACC continues to prove that it is the best women's basketball conference. Below is a breakdown of the top conferences' NET rankings:

Conference	Top 25	Top 50	Top 100
ACC	6	8	14
Pac-12	4	8	11
SEC	4	8	12
Big Ten	5	9	10
Big 12	3	6	9
Big East	3	4	8

AN INTERNATIONAL ROSTER

• With the international flavor to the Miami roster, it comes as no surprise that seven Hurricanes have played on the world stage with their respective national teams.

• Lashae Dwyer and Latasha Lattimore suited up with the U23 Canadian Team at GLOBL JAM this summer. Lola Pendande was named the Star of the Generation (2000s) by the Spanish National Team organization, while Karla Erjavec has played on the Croatian National Team.

• In 2019, Chiso Okafor took home a bronze medal as Spain finished third at the FIBA U16 Women's European Championship. Moulayna Johnson Sidi Baba and Kenza Salgues also spent time with the Swedish and French national programs, respectively.

VS. 2022-23 OPPONENTS

OPPONENT	REC.	STRK	LAST MEETING
Ark-Pine Bluff	1-0	W1	W, 78-65 (12/6/21)
Boston College	29-19	L1	L, 79-66 (1/23/22)
Boston University	1-0	W1	W, 87-69 (1/11/90)
Clemson	17-8	W4	W, 76-40 (2/27/22)
Columbia	N/A	N/A	N/A
DePaul	0-1	L1	L, 89-83 (11/23/19)
Duke	5-16	W1	W, 61-55 (3/3/22)
Florida	14-28	W2	W, 77-64 (3/21/10)
Florida Atlantic	19-0	W19	W, 56-46 (11/18/21)
Florida State	18-48	W2	W, 76-59 (2/13/22)
Georgia Tech	19-17	W2	W, 51-39 (2/20/22)
Louisville	3-7	W1	W, 61-59 (3/4/22)
Loyola Chicago	2-0	W2	W, 81-43 (12/6/16)
Md.-Eastern Shore	5-11	L3	L, 79-71 (11/26/17)
Michigan	2-2	W1	W, 76-59 (3/31/10)
North Carolina	12-15	L1	L, 85-38 (2/6/22)
North Carolina A&T	3-0	W3	W, 68-67 (11/22/19)
NC State	11-14	L4	L, 60-47 (3/6/22)
North Florida	6-0	W6	W, 81-39 (11/28/20)
Notre Dame	6-22	W1	W, 57-54 (3/5/22)
Pittsburgh	25-9	W8	W, 60-50 (2/17/22)
Stetson	20-4	W1	W, 54-39 (11/14/21)
Syracuse	22-12	W1	W, 71-65 (2/3/22)
Virginia	11-10	W1	W, 71-55 (2/15/22)
Virginia Tech	21-11	L5	L, 70-63 (2/24/22)
Wake Forest	16-11	W1	W, 66-59 (1/27/22)

*All information is as of the start of the 2022-23 season

GAME-BY-GAME BREAKDOWN

Date	Opponent	Site	Time	TV	Jersey	Tip-off	Attend.	Result
11/7	MD-Eastern Shore	Coral Gables, Fla.	4 p.m.	ACCNX	White	Miami	1,548	W, 83-51
11/10	Stetson	Coral Gables, Fla.	11 a.m.	ACCNX	White	Miami	3,068	W, 80-56
11/13	Boston U.	Coral Gables, Fla.	1 p.m.	ACCNX	White	BU	1,708	W, 81-46
11/16	Florida Atlantic	Coral Gables, Fla.	6 p.m.	ACCNX	White	Miami	1,585	W, 75-42
11/20	DePaul	Chicago, Ill.	5 p.m.	FloHoops	Green	DePaul	1,237	L, 98-83
11/22	Loyola-Chicago	Chicago, Ill.	7 p.m.	ESPN+	Orange	Loyola	391	W, 63-45
11/25	NC A&T	Coral Gables, Fla.	3 p.m.	ACCNX	White	NC A&T	1,605	W, 97-54
11/27	Columbia	Coral Gables, Fla.	2 p.m.	ACCNX	White	CU	1,658	L, 78-71
12/1	Michigan	Coral Gables, Fla.	9 p.m.	ACCN	White	Mich.	1,830	L, 76-64
12/4	North Florida	Coral Gables, Fla.	2 p.m.	ACCNX	White	UM	1,591	W, 85-45
12/11	Florida	Coral Gables, Fla.	4 p.m.	ACCN	White	Florida	3,251	L, 76-73
12/21	Florida State	Tallahassee, Fla.	12 p.m.	ACCNX	Green	FSU	3,022	L, 92-85
12/29	Notre Dame	Coral Gables, Fla.	6 p.m.	ACCN	White	ND	2,153	L, 66-63
1/1	Pittsburgh	Pittsburgh, Pa.	2 p.m.	ACCNX	Orange	Miami	636	W, 74-67
1/5	North Carolina	Coral Gables, Fla.	6 p.m.	ACCNX	White	Miami	2,044	W, 62-58
1/8	Virginia Tech	Coral Gables, Fla.	1 p.m.	RSN	White	VT	1,639	W, 77-66
1/12	Georgia Tech	Atlanta, Ga.	8 p.m.	ACCN	Orange	GT	1,434	W, 69-60
1/15	Wake Forest	Coral Gables, Fla.	2 p.m.	ACCNX	White	WF	1,892	W, 55-43
1/19	NC State	Raleigh, N.C.	6 p.m.	ACCN	Green	Miami	5,500	L, 71-61
1/26	Boston College	Coral Gables, Fla.	6 p.m.	RSN	White	BC	2,111	W, 86-65
1/29	Wake Forest	Winston-Salem, N.C.	2 p.m.	ACCNX	Orange	WF	1,225	L, 55-52
2/2	Clemson	Clemson, S.C.	8 p.m.	RSN	Green	CU	1,001	W, 69-66
2/5	Georgia Tech	Coral Gables, Fla.	12 p.m.	ACCN	White	GT	3,686	W, 64-58
2/9	Florida State	Coral Gables, Fla.	6 p.m.	RSN	White	FSU	2,398	W, 86-82
2/12	Duke	Durham, N.C.	2 p.m.	RSN				
2/16	Clemson	Coral Gables, Fla.	6 p.m.	ACCNX				
2/19	Syracuse	Syracuse, N.Y.	1 p.m.	RSN				
2/23	Louisville	Louisville, Ky.	6 p.m.	ACCN				
2/26	Virginia	Coral Gables, Fla.	12 p.m.	ACCN				



IT'S A FAMILY TRADITION

Basketball is a family affair for several Canes:

• **Parents:** Both Karla Erjavec's mother and father played professional basketball in Croatia and her dad served as an assistant coach for the Croatian national team from 2009-11. Haley and Hanna Cavinder's dad played basketball at Nova Southeastern from 1992-94.

• **Cousins:** Jasmyne Roberts has two cousins who played college basketball – Shaneese Bailey suited up for the Canes from 2016-18 and Courtney Williams played at South Florida (2012-16). Williams was drafted eighth overall in the 2016 WNBA Draft and has played for Connecticut, Phoenix and Atlanta.

CANES OVERSEAS

• Miami currently has 13 alumni playing professional basketball overseas:

> Czech Republic: Emese Hof

> England: Hannah Shaw

> France: Maeva Djaldi-Tabdi, Naomi Mbandu, Laura Quevedo

> Hungary: Beatrice Mompremier

> Puerto Rico: Mykea Gray

> Romania: Adrienne Motley

> Spain: Laura Cornelius, Serena Geldof

> Turkey: Keyona Hayes, Jessica Thomas, Riquna Williams

MEIER'S LEGACY

• Head Coach Katie Meier reached 400 career wins with the victory over South Florida in the first round of the NCAA Tournament last season.

• Meier is one of 57 active Division I coaches to eclipse the 400-win mark and one of just 17 Power 5 coaches to do so.

• With 324 career victories at the University of Miami, Meier is the Hurricanes' all-time winningest coach -- men's or women's basketball.

OFFSEASON PROMOTION

• Fitzroy Anthony was elevated to the role of associate head coach during the offseason, after spending the 2021-22 season in the role of assistant head coach.

• Anthony enters his eighth season at Miami in 2022-23 and, during that time, has coached six All-ACC performers and helped Miami to the NCAA Tournament in five of the seven years he has been on staff.

STANDIN' IN THE HALL OF FAME

• The Miami women's basketball program recently had another addition announced to the UM Sports Hall of Fame as 2012 graduate Riquna Williams was named a Class of 2023 inductee.

STARTING LINEUPS

Date	Opponent	1	2	3	4	5
11/7	MD-Eastern Shore	Erjavec	Cavinder, Hal.	Williams	Harden	Pendande
11/10	Stetson	Erjavec	Cavinder, Hal.	Williams	Harden	Pendande
11/13	Boston U.	Erjavec	Cavinder, Hal.	Williams	Harden	Pendande
11/16	Florida Atlantic	Erjavec	Cavinder, Hal.	Williams	Harden	Pendande
11/20	DePaul	Erjavec	Cavinder, Hal.	Williams	Harden	Pendande
11/22	Loyola-Chicago	Erjavec	Cavinder, Hal.	Williams	Harden	Pendande
11/25	NC A&T	Erjavec	Cavinder, Hal.	Williams	Harden	Pendande
11/27	Columbia	Erjavec	Cavinder, Hal.	Williams	Harden	Pendande
12/1	Michigan	Erjavec	Cavinder, Hal.	Williams	Harden	Pendande
12/4	North Florida	Erjavec	Cavinder, Hal.	Williams	Harden	Pendande
12/11	Florida	Erjavec	Cavinder, Hal.	Williams	Harden	Pendande
12/21	Florida State	Erjavec	Cavinder, Hal.	Williams	Harden	Pendande
12/29	Notre Dame	Erjavec	Cavinder, Hal.	Williams	Harden	Pendande
1/1	Pittsburgh	Erjavec	Cavinder, Hal.	Williams	Harden	Pendande
1/5	North Carolina	Erjavec	Cavinder, Hal.	Williams	Roberts	Pendande
1/8	Virginia Tech	Erjavec	Cavinder, Hal.	Williams	Roberts	Pendande
1/12	Georgia Tech	Erjavec	Cavinder, Hal.	Williams	Roberts	Pendande
1/15	Wake Forest	Roberts	Cavinder, Hal.	Williams	Harden	Pendande
1/19	NC State	Roberts	Cavinder, Hal.	Williams	Harden	Pendande
1/26	Boston College	Roberts	Cavinder, Hal.	Williams	Harden	Pendande
1/29	Wake Forest	Roberts	Cavinder, Hal.	Williams	Harden	Pendande
2/2	Clemson	Roberts	Cavinder, Hal.	Williams	Harden	Pendande
2/5	Georgia Tech	Roberts	Cavinder, Hal.	Williams	Harden	Pendande
2/9	Florida State	Roberts	Cavinder, Hal.	Williams	Harden	Pendande
2/12	Duke					
2/16	Clemson					
2/19	Syracuse					
2/23	Louisville					
2/26	Virginia					

NET TRACKER

MIAMI BY WEEK

Date	NET
12/5	49
12/12	62
12/19	62
12/26	63
1/2	53
1/9	45
1/16	44
1/23	45
1/30	44
2/6	45
2/13	
2/20	
2/27	
3/6	

OPPONENT NET RANKING

Previously Played	NET then	NET now
Maryland Eastern Shore	-	322
Stetson	-	264
Boston U.	-	117
Florida Atlantic	-	212
DePaul	-	68
Loyola Chicago	-	260
NC A&T	-	214
Columbia	-	36
Michigan	-	13
North Florida	-	346
Florida	93	89
Florida State	31/14	17
Notre Dame	10	7
Pittsburgh	111	101
North Carolina	26	24
Virginia Tech	14	18
Georgia Tech	73/68	72
Wake Forest	79/77	77
NC State	13	15
Boston College	78	87
Clemson	66	64

To Be Played	Date	NET now
Duke	2/12	9
Clemson	2/16	64
Syracuse	2/19	60
Louisville	2/23	32
Virginia	2/26	51

*updated 2/10/23



THE NUMBERS GAME

SPECIALTY STATS

Date	Opponent	W/L	UM Big		Opp Big		Ties	Chg	UM in			Pts Off TOs		Paint		2nd Ch		Fast Brk		Bench	
			Lead	Lead	Lead	Lead			Tied	UM	Opp	UM	Opp	UM	Opp	UM	Opp	UM	Opp	UM	Opp
11/7	UMES	W	37 (4th)	4 (1st)	1	1	35:48	2:40	1:32	37	15	42	16	25	7	13	4	42	15		
11/10	Stetson	W	26 (4th)	1 (1st)	0	1	38:58	1:02	-	26	10	34	18	16	2	12	6	16	20		
11/13	Boston U.	W	45 (4th)	-	-	-	38:47	-	1:13	27	12	40	20	19	6	11	8	46	21		
11/16	Florida Atlantic	W	37 (4th)	2 (1st)	1	3	36:08	2:22	1:32	25	6	50	22	12	8	22	2	42	14		
11/20	DePaul	L	3 (1st)	20 (3rd)	6	6	1:22	35:35	3:03	19	17	36	32	17	15	18	7	33	9		
11/22	Loyola-Chicago	W	24 (4th)	-	-	-	37:03	-	2:57	17	6	44	24	10	11	15	5	28	6		
11/25	NC A&T	W	46 (4th)	3 (1st)	-	1	38:12	1:22	00:26	36	4	36	26	17	7	12	2	51	12		
11/27	Columbia	L	6 (2nd)	9 (4th)	5	14	9:02	29:14	1:34	7	6	42	30	6	8	17	9	18	9		
12/1	Michigan	L	2 (2nd)	16 (4th)	5	2	00:17	36:12	3:31	11	28	32	28	16	4	2	3	24	8		
12/4	North Florida	W	43 (4th)	3 (1st)	3	2	32:22	4:28	3:10	34	10	30	22	15	2	18	5	51	16		
12/11	Florida	L	12 (2nd)	6 (1st)	7	12	33:57	8:27	2:36	21	17	22	26	17	17	5	17	14	22		
12/21	Florida State	L	-	16 (4:43)	-	-	-	39:51	00:09	18	23	36	34	21	8	18	19	27	22		
12/29	Notre Dame	L	3 (4th)	13 (1st)	7	3	2:37	30:20	7:03	19	10	36	32	12	7	22	6	25	17		
1/1	Pittsburgh	W	12 (1st)	2 (2nd)	3	4	36:19	1:34	2:07	18	17	38	28	17	8	17	20	27	13		
1/5	North Carolina	W	1 (8:20)	10 (2nd)	10	1	36:47	2:16	00:57	11	13	22	16	7	9	8	5	19	6		
1/8	Virginia Tech	W	11 (4th)	2 (1st)	3	5	34:22	1:49	3:49	10	9	38	28	7	14	7	4	19	8		
1/12	Georgia Tech	W	20 (3rd)	4 (1st)	1	1	35:11	4:22	00:27	19	12	38	28	5	14	11	2	38	22		
1/15	Wake Forest	W	21 (3rd)	-	-	-	39:35	-	00:25	16	10	32	22	6	15	9	5	18	18		
1/19	NC State	L	8 (1st)	18 (3rd)	3	2	4:08	33:23	6:29	15	19	36	38	11	8	4	20	9	30		
1/26	Boston College	W	21 (4th)	12 (1st)	1	3	15:29	23:59	00:32	24	12	48	30	18	14	20	8	39	8		
1/29	Wake Forest	L	5 (1st)	10 (3rd)	6	9	13:46	22:23	3:51	6	18	28	24	10	11	4	0	13	12		
2/2	Clemson	W	14 (3rd)	7 (2nd)	6	9	19:33	18:21	7:06	17	23	40	32	13	22	13	3	9	18		
2/5	Georgia Tech	W	10 (2nd)	2 (1st)	6	7	31:54	2:25	5:21	12	17	34	16	17	0	12	9	24	9		
2/9	Florida State	W	8 (1st)	13 (2nd)	3	2	11:07	27:03	1:49	5	10	24	32	18	7	19	6	10	20		
2/12	Duke																				
2/16	Clemson																				
2/19	Syracuse																				
2/23	Louisville																				
2/27	Virginia																				

QUARTER-BY-QUARTER BREAKDOWN

Quarter	PTS	Opp PTS	Margin	FG%	Opp FG%	3FG%	Opp 3FG%	FT%	Opp FT%	REB	AST	TO	STL	BLK
First	434	378	+56	.469	.434	.396	.380	.671	.689	213	70	105	67	16
Second	403	339	+64	.389	.395	.261	.311	.750	.533	261	73	100	59	7
Third	494	383	+111	.487	.412	.363	.283	.776	.691	231	102	79	54	13
Fourth	412	401	+11	.398	.404	.268	.282	.729	.773	239	86	95	48	16
Overtime	15	15	-	.278	.375	.000	.000	.500	.900	14	1	1	2	0

MONTH-BY-MONTH BREAKDOWN

Month	Record	PPG	Opp PPG	Margin	FG%	Opp FG%	3FG%	Opp 3FG%	RPG	APG	SPG	BPG
November	6-2	79.1	58.8	+20.4	.448	.389	.304	.299	42.6	16.3	11.0	3.0
December	1-4	74.0	71.0	+3.0	.413	.474	.321	.351	38.4	15.2	11.4	2.0
January	6-2	67.0	60.6	+6.4	.454	.399	.290	.285	33.6	14.1	8.4	2.0
February	3-0	73.0	68.7	+4.3	.398	.406	.320	.367	48.3	14.3	6.0	2.7



MIAMI HURRICANES ROSTER

NUMERICAL

#	NAME	POS.	HT.	CL.	HOMETOWN / HS / LAST SCHOOL
0	Kenza Salgues	G	5-9	Sr.	Montpellier, France / INSEP
1	Moulayna Johnson Sidi Baba	G/F	6-1	Sr.	Stockholm, Sweden / Solna Gymnasium
3	Destiny Harden	F	6-0	Gr.	Chicago, Ill. / Morgan Park / West Virginia
4	Jasmyne Roberts	G	5-10	So.	Jacksonville, Fla. / Bishop Kenny
5	Karla Erjavec	G	5-10	Gr.	Zagreb, Croatia / Sport Gymnasium / Wyoming
12	Ja'Leah Williams	G	5-9	So.	Pompano Beach, Fla. / Blanche Ely
13	Lashae Dwyer	G	5-8	So.	Toronto, Ontario, Canada / Webb School
14	Haley Cavinder	G	5-6	Sr.	Gilbert, Ariz. / Gilbert / Fresno State
15	Hanna Cavinder	G	5-6	Sr.	Gilbert, Ariz. / Gilbert, Fresno State
21	Lola Pendande	F	6-4	Sr.	Almeria, Spain / Ribet Academy / Utah
22	Chiso Okafor	F	6-1	So.	Mataró, Spain / IES Llanerres
32	Lazaria Spearman	F	6-4	Fr.	Dacula, Ga. / Dacula
35	Latasha Lattimore	F	6-4	So.	Toronto, Ontario, Canada / Royal Crown / Texas
44	Kyla Oldacre	C	6-6	Fr.	Mason, Ohio / Mason

ALPHABETICAL

#	NAME	POS.	HT.	CL.	HOMETOWN / HS / LAST SCHOOL
14	Haley Cavinder	G	5-6	Sr.	Gilbert, Ariz. / Gilbert / Fresno State
15	Hanna Cavinder	G	5-6	Sr.	Gilbert, Ariz. / Gilbert, Fresno State
13	Lashae Dwyer	G	5-8	So.	Toronto, Ontario, Canada / Webb School
5	Karla Erjavec	G	5-10	Gr.	Zagreb, Croatia / Sport Gymnasium / Wyoming
3	Destiny Harden	F	6-0	Gr.	Chicago, Ill. / Morgan Park / West Virginia
1	Moulayna Johnson Sidi Baba	G/F	6-1	Sr.	Stockholm, Sweden / Solna Gymnasium
35	Latasha Lattimore	F	6-4	So.	Toronto, Ontario, Canada / Royal Crown / Texas
22	Chiso Okafor	F	6-1	So.	Mataró, Spain / IES Llanerres
44	Kyla Oldacre	C	6-6	Fr.	Mason, Ohio / Mason
21	Lola Pendande	F	6-4	Sr.	Almeria, Spain / Ribet Academy / Utah
4	Jasmyne Roberts	G	5-10	So.	Jacksonville, Fla. / Bishop Kenny
0	Kenza Salgues	G	5-9	Sr.	Montpellier, France / INSEP
32	Lazaria Spearman	F	6-4	Fr.	Dacula, Ga. / Dacula
12	Ja'Leah Williams	G	5-9	So.	Pompano Beach, Fla. / Blanche Ely

BASKETBALL STAFF

Head Coach: Katie Meier (Duke '89 [B.A.] & '90 [M.A.], 18th season)
Assistant Head Coach: Fitzroy Anthony (Palm Beach Atlantic '08, eighth season)
Assistant Coach: Shenise Johnson (Miami '12, second season)
Assistant Coach: Josh Petersen (Florida State '12, first season)
Director of Ops. / Recruiting: Lonnette Hall (CSU-Northridge '94, 16th season)
Director of Ops. / Special Projects: Margie Gill (Florida '03, ninth season)
Assistant Director of Ops.: Maria Brown (Miami '14, first season)
Director of Scouting / Analytics: Logan Hogrefe (Ohio State '20, second season)
Creative Content Specialist: Teren Hart (Miami '16, second season)
Strength Coach: Brianne Brown (Southern Utah '15, first season)
Athletic Trainer: Silver Harris (Miami '18, second season)

PRONUNCIATION GUIDE

NAME	FIRST	LAST	HOMETOWN
Lashae Dwyer	lah-SHAY	Dw-eye-ur	
Karla Erjavec	CAR-lah	AIR-yeh-vets	ZAH-greb
Latasha Lattimore	luh-TASH-uh	LAT-ih-more	
Katie Meier		MY-urr	
Chiso Okafor	CHEE-so	oh-kah-FOR	mah-tah-ROE
Kyla Oldacre	KYE-luh	OLD-ay-curr	
Lola Pendande		pen-DAHN-day	
Kenza Salgues		SAHL-guh	MOHN-pill-ee-AY
Moulayna Johnson Sidi Baba	Moo-LAY-nah	See-dee Bah-bah	
Ja'Leah Williams	juh-LEE-ah		

CLASS BREAKDOWN

Freshmen 2

Kyla Oldacre
Lazaria Spearman

Sophomores 5

Lashae Dwyer
Latasha Lattimore
Chiso Okafor
Jasmyne Roberts
Ja'Leah Williams

Seniors 5

Haley Cavinder
Hanna Cavinder
Moulayna Johnson Sidi Baba
Lola Pendande
Kenza Salgues

Graduate 2

Karla Erjavec
Destiny Harden

GEOGRAPHIC BREAKDOWN

Arizona 2

Haley Cavinder
Hanna Cavinder

Canada 2

Lashae Dwyer
Latasha Lattimore

Croatia 1

Karla Erjavec

Florida 2

Jasmyne Roberts
Ja'Leah Williams

France 1

Kenza Salgues

Georgia 1

Lazaria Spearman

Illinois 1

Destiny Harden

Ohio 1

Kyla Oldacre

Spain 2

Chiso Okafor
Lola Pendande

Sweden 1

Moulayna Johnson Sidi Baba



RECORD WHEN

last time it happened

At home	12-4
On the road	4-4
Neutral site	0-0
Scoring 90-plus points	1-0
Scoring 80-plus points	7-2
Scoring 70-plus points	10-4
Scoring 60-plus points	15-7
Scoring under 60 points	1-1
Allowing under 60 points	10-1
Allowing under 50 points	5-0
Allowing under 40 points	0-0
Leading at halftime	13-1
Trailing at halftime	3-6
Tied at halftime	0-1
Outrebounding opponent	14-3
Outrebounded by opponent	2-3
Rebounds tied	0-2
Higher field goal percentage	14-1
Lower field goal percentage	2-7
Field goal percentage tied	0-0
Fewer turnovers	10-2
More turnovers	5-6
Turnovers tied	1-0
40-plus field goal percentage	13-6
Under 40 field goal percentage	3-2
30-plus 3-point field goal percentage	9-4
Under 30 3-point field goal percentage	7-4
90-plus free throw percentage	1-0
80-plus free throw percentage	5-2
70-plus free throw percentage	11-5
Under 70 free throw percentage	5-3
20-plus 3-point attempts	7-2
Under 20 3-point attempts	9-5
More free throw attempts	11-2
Fewer free throw attempts	4-5
Free throw attempts tied	1-1
More made free throws	12-3
Fewer made free throws	3-5
Made free throws tied	1-0
40-plus free throw attempts	0-0
30-plus free throw attempts	2-0
20-plus free throw attempts	6-3
Under 20 free throw attempts	10-5
20-plus turnovers forced	7-2
15-plus turnovers forced	13-5
10-plus turnovers forced	14-7
Under 10 turnovers forced	2-1
15-plus turnovers	9-5
Under 15 turnovers	7-3
20-plus assists	2-0
15-plus assists	11-2
Under 15 assists	5-6
More 3-pointers made	9-1
Fewer 3-pointers made	5-5
3-pointers made tied	2-2
One possession games	2-3
Final margin 10 or more points	10-3
Final margin fewer than 10 points	6-5
Final margin fewer than 5 points	3-3
Overtime game	1-1
With a 30-point scorer	1-0
With a 20-point scorer	6-4
With a 10-plus rebounder	3-2
Versus ranked opponents	3-3
Wearing white jerseys	12-4
Wearing orange jerseys	3-1
Wearing green jerseys	1-3
Wearing black jerseys	0-0
Wearing pink jerseys	0-0
On Sundays	6-4
On Mondays	1-0
On Tuesdays	1-0
On Wednesdays	1-1
On Thursdays	6-3
On Fridays	1-0
On Saturdays	0-0
Day games	9-5
Night games	7-3

MIAMI INDIVIDUAL

Scored 20-29 points	Jasmyne Roberts (21) at Clemson (2/2/23)
Scored 30-39 points	Haley Cavinder (33) vs. [19/24] Florida State (2/9/23)
Scored 40+ points	Renee Taylor (42) at Houston (12/19/05)
Consecutive 20-point games	Kelsey Marshall (20 vs. [4/6] Indiana, 24 vs. [8/8] Maryland) (11/27-12/2/21)
Made 10-14 field goals	Haley Cavinder (10) vs. Florida (12/11/22)
Made 15+ field goals	Tamara James (17) vs. Fairfield (12/28/04)
Made six 3-point field goals	Kelsey Marshall (6) at [18/19] Notre Dame (2/10/22)
Made seven-plus 3-point field goals	Haley Cavinder (7) vs. [19/24] Florida State (2/9/23)
Made 10-14 free throws	Destiny Harden (11) vs. Boston College (1/26/23)
Made 15+ free throws	Desma Thomas (16) vs. Georgetown (2/25/97)
Had 15-19 rebounds	Moulayna Johnson Sidi Baba (16) vs. Syracuse (2/3/22)
Had 20+ rebounds	Beatrice Mompremier (22) vs. [22/20] Arizona State (3/24/19)
Had 10+ assists	Laura Cornelius (10) at [13/14] Syracuse (1/23/19)
Had 5-9 steals	Destiny Harden (7) vs. Boston College (1/26/23)
Had 5+ blocks	Brianna Jackson (5) at [14/14] Florida State (1/26/20)
Had a double-double	Destiny Harden (11 pts, 10 reb) vs. Columbia (11/27/22)
20 points and 20 rebounds	Beatrice Mompremier (24 pts, 21 reb) vs. [11/11] Marquette (11/15/18)

MIAMI TEAM

Scored 80-89 points	86 vs. [19/24] Florida State (2/9/23)
Scored 90-99 points	97 vs. NC A&T (11/25/22)
Scored 100+ points	103 vs. Florida A&M (12/28/18)
Scored 100+ points in a conference game	100 vs. North Carolina (1/26/17)
Had 50-59 rebounds	50 vs. FAU (11/16/22)
Made 30-34 field goals	32 vs. Boston College (1/26/23)
Made 35-39 field goals	35 vs. Robert Morris (12/12/21)
Made 40+ field goals	41 vs. UL-Monroe (12/16/11)
Made 10-14 3-point field goals	11 vs. [19/24] Florida State (2/9/23)
Made 15+ 3-point field goals	16 vs. Alabama (12/21/18)
Made 20-29 free throws	21 vs. [19/24] Florida State (2/9/23)
Made 30+ free throws	34 vs. Boston College (1/27/19)
Dished 20-25 assists	21 vs. North Florida (12/4/22)
Dished 25-29 assists	26 vs. Alabama (12/21/18)
Dished 30+ assists	30 vs. Prairie View A&M (11/17/11)
Recorded 15-19 steals	15 vs. [5/5] Notre Dame (12/29/22)
Recorded 20+ steals	22 vs. vs. Boston College (1/26/23)
Posted 10+ blocks	10 vs. NC A&T (11/22/19)
Four players with 10+ points	Cavinder (33), Roberts (19), Williams (14), Harden (10) vs. [19/24] Florida State (2/9/23)
Five players with 10+ points	Djaldi-Tabdi (10), Erjavec (14), Marshall (12), Pendande (11), Williams (10) vs. USF (2/18/22)
Two players with 20+ points	Lashae Dwyer (23), Destiny Harden (20) at Florida State (12/21/22)
Two players with double-figure rebounds	Emese Hof (12), Beatrice Mompremier (10) vs. FGCU (3/22/19)
Two players with double-doubles	Mompremier (21 pts, 10 reb), Hof (10 pts, 12 reb) vs. FGCU (3/22/19)
Won by 30-39 points	33 vs. FAU (11/16/22)
Won by 40-49 points	40 vs. North Florida (12/4/22)
Won by 50+ points	51 at FIU (11/6/18)
Won in overtime	69-66 (OT) at Clemson (2/2/23)
Lost in overtime	76-73 (OT) vs. Florida (12/11/22)
Defeated a ranked opponent	96-82 vs. [19/24] Florida State (2/9/23)
Lost to a ranked opponent	71-61 at [20/18] NC State (1/19/23)
Defeated a top 6-10 opponent	77-66 vs. [9/10] Virginia Tech (1/8/23)
Lost to a top 6-10 opponent	82-74 at [8/8] Maryland (12/2/21)
Defeated a top-5 opponent	61-59 vs. [4/4] Louisville (3/4/22)
Lost to a top-5 opponent	66-63 vs. [5/5] Notre Dame (12/29/22)

MIAMI OPPONENT

Scored 80-89 points	82 vs. [19/24] Florida State (2/9/23)
Scored 90-99 points	92 at Florida State (12/21/22)
Scored 100+ points	105 vs. [13/12] Florida State (1/11/18)
Won by 30-39 points	35 at [24/21] Syracuse (1/17/21)
Won by 40-49 points	47 at [24/23] North Carolina (2/6/22)
Won by 50+ points	58 vs. [1/1] Maryland (1/10/07)
Individual scored 30-39 points	Darrione Rogers (36) & Anesah Morrow (35) at DePaul (11/20/22)
Individual scored 40+ points	Monique Currie (43) vs. Duke (2/19/06)
Individual had 15-19 rebounds	Angel REese (15) at [8/8] Maryland (12/2/21)
Individual had 20+ rebounds	Crystal Langhorne (22) vs. Maryland (2/17/05)
Individual had 10+ assists	Arsula Clark (10) vs. Tulane (12/5/21)
Individual had 5+ steals	Saniya Rivers (6) at [20/18] NC State (1/19/23)
Individual had 5+ blocks	Khadijah Brown (5) vs. Arkansas-Pine Bluff (12/6/21)



HEAD COACH KATIE MEIER

18TH SEASON | DUKE, 1989 (B.A.) | DUKE, 1990 (M.A.)

Career Record: 413-264 | UM Record: 337-219 | ACC Record: 145-136



MEIER'S CAREER

Assistant Coach	
1993-94	UNC Asheville
1994-99	Tulane
Associate Head Coach	
1999-2001	Tulane
Head Coach	
2001-05	Charlotte
2005-pres.	Miami

EDUCATION

Wheaton Central High School, 1985
 Duke University
 B.A. English (Literature), 1989
 M.A. English (Teaching English), 1990

NCAA APPEARANCES

2003 - Charlotte - First Round
 2011 - Miami - Second Round
 2012 - Miami - Second Round
 2013 - Miami - First Round
 2015 - Miami - Second Round
 2016 - Miami - First Round
 2017 - Miami - Second Round
 2018 - Miami - First Round
 2019 - Miami - Second Round
 2022 - Miami Second Round

WNIT APPEARANCES

2004 - Charlotte - Second Round
 2005 - Charlotte - First Round
 2006 - Miami - Second Round
 2010 - Miami - Finals
 2014 - Miami - First Round

PLAYING CAREER

Wheaton Central High School, 1981-85
 Duke University, 1985-90
 BBC Mini-Flat Waregem (Belgium), 1990-93

MISCELLANEOUS

ACC Rookie of the Year, 1986
 GTE Academic All-American, 1988
 First Team All-ACC, 1990
 Kodak/WBCA District All-American, 1990
 Duke Hall of Honor Inductee, 2002
 ACC 50th Anniversary Team, 2002
 C-USA Coach of the Year, 2003
 WBCA Regional Coach of the Year, 2003
 ACC Legend, 2006
 Wheaton Central HS HOF Inductee, 2009
 ACC Coach of the Year, 2011
 WBCA Region 2 Coach of the Year, 2011
 AP National Coach of the Year, 2011
 USA Basketball Coach of the Year, 2013
 UM Sports HOF Inductee, 2017

Katie Meier completed her 17th season at the helm of the Hurricanes' women's basketball program in 2021-22. A well-known and respected figure in women's basketball with 21 years of head coaching experience, Meier has worked tirelessly to put her mark on Miami's program and to build a winning tradition.

In her 17 seasons leading the Canes, Meier has amassed 10 20-win seasons and coached the team to 12 postseason appearances, including 10 straight from 2009-2019. Meier is the all-time winningest basketball coach – men's or women's – at Miami with 324 career victories.

Through the 2021-22 campaign, Meier boasts a career record of 400-256 and holds a 324-211 mark during her time heading up the Miami program

Honors and Accolades

Meier has been recognized for her coaching success numerous times throughout her career. From being named a co-recipient of the 2013 USA Basketball National Coach of the Year award following a 9-0 record and gold medal at the 2013 FIBA U19 World Championship, to being inducted into the University of Miami Sports Hall of Fame in 2017, Meier's name has become synonymous with elite basketball.

One of the most prestigious honors bestowed on Meier came at the conclusion of the 2010-11 season when she was named the Associated Press National Coach of the Year - sharing the award with Connecticut's Geno Auriemma and Stanford's Tara VanDerveer. That season, Meier led the Hurricanes into the NCAA tournament for the first time since 2004 and coached the Canes to their first NCAA Tournament win since 1993.

The Canes entered the 2010-11 season with high internal expectations, but were picked eighth in the Preseason ACC Poll. Miami exceeded all outside expectations posting a perfect 20-0 record inside BankUnited Center and finished conference play with a 12-2 record, earning their first regular season conference title since joining the league in 2004. As a result, Meier was named the ACC Coach of the Year and later would be selected as the WBCA/RUSSELL ATHLETIC Region 2 Coach of the Year, as voted on by her peers.

During the 2011-12 season, Meier coached the Canes to their highest ranking in program history at No. 5. Miami went undefeated at home for the second consecutive season, pushing the home win streak to 40 games.

Six coaches who have been assistants for Meier during her head coaching career have gone on to earn Division I head coaching positions: Octavia Blue (Kennesaw State), Lynn Bria (Stetson), Amanda Butler (Florida and Clemson), Darrick Gibbs (North Florida), Carolyn Kieger (Penn State) and Stephanie McCormick (Western Carolina).

All About the Players

Meier has developed Miami into a program committed to its players and said players have flourished over the last 15 years.

Five All-Americans have emerged under Meier's tutelage: Tamara James (2006), Shenise Johnson (2011, 2012), Riquna Williams (2011, 2012), Adrienne Motley (2016) and Beatrice Mompremier (2019, 2020).

All five of those players were drafted into the WNBA following their time at Miami, most recently being Mompremier who was selected 20th overall by the Los Angeles Sparks in the 2020 WNBA Draft. In total, Meier has coached 24 players that have gone on to play professionally, whether that is in the WNBA or overseas.

Under Meier's direction, 12 players have earned All-ACC Team postseason accolades, including Shenise Johnson who earned ACC Player of the Year (2011). Five Canes have been tabbed to the ACC All-Defensive Team, while four rookies have made an appearance on the ACC All-Freshman Team. Emese Hof ('18), earned the first ACC Most Improved Player for Miami in program history.

Meier's players have also excelled in the classroom as 12 players have earned a spot on the ACC All-Academic team, with four players earning multi-year bids. Additionally, Miami has placed someone on the ACC Honor Roll in 15 of Meier's 15 seasons.

A New Era

Hired April 19, 2005, Meier was appointed by then-Miami AD Paul Dee in front of national and local media, fans, alumni and support staff, signifying the beginning of a new era.

Following an unprecedented career as one of the greatest athletes to ever play in the Atlantic Coast Conference, Meier quickly established herself in the coaching ranks. Following an impressive four-year tenure as the head coach at Charlotte where she helped bring the 49er program into national prominence, Meier made it clear that her goal was to make Miami one of the premier women's basketball programs in the country.

Creating a Winning Program

In her first season, Meier wasted little time in making the first steps towards those goals. The Hurricanes posted an impressive overall record of 17-13 and earned a berth into the second round of the 2006 WNIT. Standout Tamara James produced one of the greatest seasons ever seen by a UM player, becoming Miami's all-time leading scorer. James was selected with the eighth overall pick in the 2006 WNBA Draft by the Washington Mystics.

Over the next two years, the Hurricanes continued to develop under Meier's direction. Miami's Renee Taylor emerged as the ACC's leading scorer in 2006-07, while Maurita Reid finished the 2007-08 campaign with 110 steals (second in the ACC and fifth in the NCAA).

With the No. 21-ranked incoming recruiting class, Meier and the Hurricanes saw significant improvement during



the 2008-09 season. The freshman class was highlighted by McDonald's All-American Shenise Johnson of Henrietta, N.Y., and Riquna Williams from nearby Pahokee, Fla. Under Meier's guidance, Johnson was named the ACC Rookie of the Week on three occasions and was named to the ACC All-Freshmen team as well as ACC Honorable Mention. The versatile guard/forward also led the U19 USA team to a gold medal finish in the 2009 World Championships in Bangkok, Thailand.

The 2009-10 season was one of the most successful in program history. Under Meier's vision, the Hurricanes advanced to the WNIT Championship game. Miami posted a 22-14 overall record - the first 20-win campaign since the 2002-03 season and just the eighth all-time in history. In her sophomore season, Johnson was named first team All-ACC, while a healthy Riquna Williams garnered second-team honors. The tandem led Miami to a 5-1 WNIT record - the deepest postseason run in team history, with both earning all-tournament honors along the way.

Following the success of the 2009-10 campaign, Meier signed a contract extension through 2015 and the Hurricanes continued their rise in the ACC. Miami earned a conference regular season title in 2010-11 and returned to the NCAA Tournament for the first time in seven seasons. Johnson was named to four different All-America squads and became the second player in program history to be named the conference player of the year (Frances Savage - BIG EAST - 1992). Williams, along with Johnson, was named First Team All-ACC and was the conference scoring leader, posting 21.7 points per game.

Miami's dominance continued into the 2011-12 season. The Canes finished second in the conference standings with a record of 14-2 and were 26-6 overall, earning a No. 3 seed in the NCAA Tournament.

Seniors Shenise Johnson and Riquna Williams continued to shine in the ACC as the duo were second and third in the league in scoring and each were again named First Team All-ACC. Johnson was also named to the All-ACC Defensive Team for the third consecutive season and earned a place on five different All-America teams, including the WBCA squad for the second straight year. Williams earned AP All-America third team recognition in her final collegiate campaign as well.

After reaching the WNIT in 2014, Meier guided the Hurricanes back to the NCAA Tournament in 2015 and the 11th-seeded Hurricanes defeated No. 6 seed Washington in the first round, before dropping their second round matchup against third-seeded Iowa, the host school.

Earlier in the 2014-15 season, Meier also led the Hurricanes to the program's first win over a team in the top four of the AP Poll. They defeated No. 4/4 Notre Dame, 78-63, the Fighting Irish's only loss in their first two years in the ACC. Sophomore guard Adrienne Motley went on to be named a consensus First Team All-ACC pick after averaging 16.9 points on 49.2 percent shooting. Meier also earned her 250th career win during the season.

In 2015-16, Meier led Miami to a 24-9 record to tie for the fifth-most wins in a season in program history. Miami received a No. 5 seed the NCAA Tournament and made its fifth appearance in the field in the past six years. The 2015-16 campaign also saw the Hurricanes beat both Duke and North Carolina in the same year for the first time. The victory at North Carolina was good for the 200th of Meier's tenure at Miami. Adrienne Motley was also tabbed as a consensus First Team All-ACC honoree for the second straight year, in addition to garnering WBCA All-America Team Honorable Mention recognition.

In 2016-17, Meier guided the Hurricanes to a second straight 24-9 record. In the quarterfinals of the ACC Tournament, Miami again defeated a Florida State team ranked in the top 10, downing the No. 8/12 Seminoles, 56-54, to earn back-to-back semifinal appearances for the first time. The Hurricanes beat four top-25 teams, defeating three ranked teams - two of which were in the top 10 - away from home for the first time in the ACC era. Miami earned a No. 4 seed in the NCAA Tournament, hosting the first two rounds of play, and reached the second round for the fourth time in seven years.

Adrienne Motley and Jessica Thomas were both Second Team All-ACC picks in 2016-17, with Motley becoming Miami's fifth WNBA Draft pick. In addition, Motley, Thomas and Keyona Hayes formed the second Miami teammate trio to all reach 1,000 points and each signed a WNBA contract, the first time three Hurricanes in the same class did so.

Despite losing many talented players to graduation and injuries, Meier led the Hurricanes to a 21-11 finish in 2017-18 and surpassed 250 wins in her tenure with the program. Erykah Davenport, a Second Team All-ACC honoree, and Keyanna Harris became the first Miami seniors to make four straight NCAA Tournaments. Miami had two freshman all-league honorees for the first time since 1992-93 in the BIG EAST, as Mykea Gray and Kelsey Marshall both made the cut.

In 2018-19, Meier guided her team to a 10th consecutive postseason appearance, including an eighth trip to the NCAA Tournament in the last nine years and fifth straight NCAA Tournament bid. Miami also reached 20-plus wins for the ninth time in 10 years and double-digit ACC victories for the seventh time in nine years.

Establishing Her Legacy as a Player

Meier's success as a coach is a direct reflection of her playing career as a standout at Duke University. A four-year letter winner for the Blue Devils under head coach Debbie Leonard from 1986-90, Meier's name is scattered throughout the Duke record books.

She currently ranks among the school's all-time career leaders in scoring average (16.2 points per game), steals (232), free throws made (447) and free throws attempted (624). She is also listed among Duke's leaders in career points (1,761), field goals made (653), field goals attempted (1,283), assists (409) and rebounding average (6.1 rebounds per game).

Meier wasted no time making her mark at Duke, earning ACC Rookie of the Year and Basketball Yearbook Freshman All-America honors in 1986. Meier injured her knee in 1988 during her junior season and ultimately missed the entire 1988-89 campaign while recovering.

Meier returned to Duke for her senior season in 1990 without missing a beat, earning Kodak/WBCA District 2 All-America and All-ACC first team accolades while being named the Blue Devils' most valuable player.

In 2002, Meier was honored by Duke for her efforts as a player when she was named to the inaugural induction class in the Blue Devils' Hall of Honor. That same year, Meier was named to the ACC's 50th Anniversary Team. In 2006, she was once again honored by the conference when she was named an ACC Legend at the 2006 ACC Women's Basketball Tournament.

Meier's success on the court was only outdone by her accomplishments in the classroom. She was named to the Dean's List from 1986-88. In 1988 she also earned GTE Academic All-America Second Team honors.

After receiving a bachelor's degree in English with cum laude honors in 1989, Meier went on to earn a master's degree in teaching English from Duke in 1990.

Following her career at Duke, Meier moved overseas to play three seasons with BBC Mini-Flat Waregem in Belgium from 1990-93. There, she helped lead her team to three First Division regular season titles and one Belgian Cup Championship. While in Belgium, Meier also spent time teaching classes of conversational English while coaching teams of 15- to 17-year-olds.

A native of Wheaton, Ill., Meier graduated from Wheaton Central High School in 1985 and in October 2009 was inducted into her high school's athletic hall of fame.

MEIER YEAR-BY-YEAR

Year	School	Overall	Conf.		Post-
		W-L	W-L	Finish	Season
2001-02	Charlotte	16-13	7-7	t-7	
2002-03	Charlotte	21-9	12-2	1	NCAA 0-1
2003-04	Charlotte	17-14	8-6	7	WNIT 1-1
2004-05	Charlotte	22-9	9-5	t-5	WNIT 0-1
2005-06	Miami	17-13	6-8	6	WNIT 1-1
2006-07	Miami	11-19	2-12	11	
2007-08	Miami	9-21	2-12	12	
2008-09	Miami	13-17	2-12	t-10	
2009-10	Miami	22-14	4-10	t-10	WNIT 5-1
2010-11	Miami	28-5	12-2	t-1	NCAA 1-1
2011-12	Miami	26-6	14-2	2	NCAA 1-1
2012-13	Miami	21-11	11-7	t-4	NCAA 0-1
2013-14	Miami	16-15	8-8	8	WNIT 0-1
2014-15	Miami	20-13	8-8	8	NCAA 1-1
2015-16	Miami	24-9	10-6	t-5	NCAA 0-1
2016-17	Miami	24-9	10-6	7	NCAA 1-1
2017-18	Miami	21-11	10-6	t-6	NCAA 0-1
2018-19	Miami	25-9	12-4	4	NCAA 1-1
2019-20	Miami	15-15	7-11	t-11	-
2020-21	Miami	11-11	8-10	-	-
2021-22	Miami	21-13	10-8	t-7	NCAA 1-1
2022-23	Miami	13-8	8-4	-	-
Overall		413-264	183-155	14-15	



G • Kenza Salgues
Sr. • 5-9 • Montpellier, France

- Missed the 2021-22 season with a lower body injury
- Has appeared in 32 games for the Hurricanes
- Led all freshmen in 3-pointers made with 11 in 2019-20
- Ranked the No. 20 international player in the 2018 class by ProspectsNations.com
- Has represented France at multiple FIBA events, including the U18 Women's European Championship (Division A) in Udine, Italy
- Graduated from INSEP, a French training institute for the nation's elite athletes between 15-18 (alums include Tony Parker and Clint Capela)

0

PLAYER HIGHS

Minutes

22-23 8, vs. UMES (11/7/22)
Career..... 24, vs. Florida State (1/5/20)

Points

22-23 3, vs. NC A&T (11/25/22)
Career..... 7, vs. UNCA (12/20/19)

Field Goals Made

22-23 1, vs. NC A&T (11/25/22)
Career..... 2, 3x, last at Virginia (2/13/20)

Field Goals Attempted

22-23 5, vs. UMES (11/7/22)
Career...7, 2x, last vs. Florida State (1/5/20)

3-Point Field Goals Made

22-23 1, vs. NC A&T (11/25/22)
Career..... 2, 3x, last at Virginia (2/13/20)

3-Point Field Goals Attempted

22-23 4, vs. UMES (11/7/22)
Career...7, 2x, last vs. Florida State (1/5/20)

Free Throws Made

22-23
Career..... 2, vs. Binghamton (12/17/19)

Free Throws Attempted

22-23
Career..... 2, 2x, last vs. UNCA (12/20/19)

Rebounds

22-23 2, vs. FAU (11/17/22)
Career..... 2, 4x, last vs. FAU (11/17/22)

Assists

22-23 2, vs. Boston U (11/13/22)
Career...2, 2x, last vs. Boston U (11/13/22)

Blocks

22-23
Career.....

Steals

22-23
Career.....

Double-Doubles

22-23
Career.....

Double-Digit Game

22-23
Career.....

2022-23 game-by-game

Opponent	Date	GS	MIN	Total		3-Pointers		Free throws		Rebounds				Other							
				FG-FGA	PCT	3FG-3FGA	PCT	FT-FTA	PCT	OFF	DEF	TOT	AVG	PF	A	TO	BLK	STL	PTS	AVG	
UMES	11/07/2022		08:13	0-5	.000	0-4	.000	0-0	.000	1	0	1	1.0	1	0	1	0	0	0	0	0.0
Boston U.	11/13/2022		05:10	0-2	.000	0-2	.000	0-0	.000	0	0	0	0.5	0	2	0	0	0	0	0	0.0
Fla. Atlantic	11/16/2022		06:09	0-3	.000	0-2	.000	0-0	.000	1	1	2	1.0	0	0	0	0	0	0	0	0.0
at Loyola Chicago	11/22/2022		02:24	0-1	.000	0-1	.000	0-0	.000	0	1	1	1.0	1	0	0	0	0	0	0	0.0
N.C. A&T	11/25/2022		05:21	1-3	.333	1-3	.333	0-0	.000	0	0	0	0.8	0	0	0	0	0	0	3	0.6
North Florida	12/04/2022		10:27	3-6	.500	2-5	.400	0-0	.000	0	1	1	0.8	1	0	1	0	0	0	8	1.8
at Florida St.	12/21/2022		00:22	0-1	.000	0-1	.000	0-0	.000	0	0	0	0.7	0	0	0	0	0	0	0	1.6
Wake Forest	01/15/2023		02:39	0-2	.000	0-2	.000	0-0	.000	0	0	0	0.6	0	0	0	0	0	0	0	1.4
Boston College	01/26/2023		01:03	0-0	.000	0-0	.000	0-0	.000	0	1	1	0.7	0	0	0	0	0	0	0	1.2
Totals			0 41:49	4-23	.174	3-20	.150	0-0	.000	2	4	6	0.7	3	2	2	0	0	0	11	1.2

Player Averages

Games Played	Minutes/game	Points/game	FG Pct	3FG Pct	FT Pct	Rebounds/game	Assists/game	Turnovers/game	Assist/Turnover ratio	Steals/game	Blocks/game
9	4.6	1.2	17.4	15.0	0.0	0.7	0.2	0.2	1.0	0.0	0.0

CAREER STATS

SEASON	TEAM	GP-GS	MIN/AVG	Field Goals		3-Point		F-Throws		Rebounds				Other				Scoring		
				FG-FGA	FG%	3FG-3FGA	3FG%	FT-FTA	FT%	OFF	DEF	TOT	AVG	PF-FO	A	TO	BLK	STL	PTS	AVG
2019-20	UM	25-0	205/8.2	11-49	.224	11-46	.239	4-6	.667	1	12	13	0.5	10-0	9	18	0	0	37	1.5
2020-21	UM	4-0	12/3.0	0-1	.000	0-1	.000	0-0	.000	0	0	0	0.0	1-0	0	1	0	0	0	0.0
2022-23	UM	9-0	42/4.6	4-23	.174	3-20	.150	0-0	.000	2	4	6	0.7	3-0	2	2	0	0	11	1.2
TOTAL		38-0	259/6.8	15-73	.205	14-67	.209	4-6	.667	3	16	19	0.5	14-0	11	21	0	0	48	1.3



F • Moulayna Johnson Sidi Baba
Sr. • 6-1 • Stockholm, Sweden

- Made her first appearance in 2022-23 against NC A&T, recording three points and a rebound
- Consistent rebounder for the Hurricanes, tallying 22 games with five-plus rebounds -- including two with 10 or more boards
- Four-star international prospect according to Keil Moore Basketball
- Represented Sweden in August 2018 at the FIBA U18 Women's European Championship in Udine, Italy
- The second Swedish player to sign with Miami during Katie Meier's tenure



PLAYER HIGHS

Minutes

22-23 8, vs. NC A&T (11/25/22)
Career..... 33, vs. DePaul (11/23/19)

Points

22-23 3, vs. NC A&T (11/25/22)
Career..... 17, vs. North Florida (11/28/20)

Rebounds

22-23 3, vs. Virginia Tech (1/8/23)
Career..... 16, vs. Syracuse (2/3/22)

Assists

22-23 0
Career..... 4, vs. DePaul (11/23/19)

Steals

22-23 0
Career..... 2, 2x, last vs. NC A&T (11/22/19)

Blocks

22-23 0
Career..... 1, 6x, last vs. RMU (12/12/21)

Field Goals Made

22-23 1, vs. NC A&T (11/25/22)
Career..... 6, vs. North Florida (11/28/20)

Field Goals Attempted

22-23 1, 4x, last at Pitt (1/1/23)
Career..... 13, vs. North Florida (11/28/20)

3-Point Field Goals Made

22-23 0
Career..... 3, vs. North Florida (11/28/20)

3-Point Field Goals Attempted

22-23 0
Career..... 5, 2x, last vs. Virginia Tech (3/4/21)

Free Throws Made

22-23 1, vs. UNC (1/5/23)
Career..... 4, 4x, last vs. S. Carolina (03/20/22)

Free Throws Attempted

22-23 2, vs. UNC (1/5/23)
Career..... 5, 2x, last at Wake Forest (1/7/21)

Double-Doubles

22-23 0
Career..... 0

Double-Digit Game

22-23 0
Career..... 3

2022-23 game-by-game

Opponent	Date	GS	MIN	Total		3-Pointers		Free throws		Rebounds				PF	A	TO	BLK	STL	PTS	AVG
				FG	PCT	3FG	PCT	FT	PCT	OFF	DEF	TOT	AVG							
N.C. A&T	11/25/2022		07:41	1-1	1.000	0-0	.000	1-1	1.000	0	1	1	1.0	0	0	0	0	0	3	3.0
Columbia	11/27/2022		05:53	0-1	.000	0-0	.000	0-0	.000	1	0	1	1.0	0	0	0	0	0	1.5	
Florida	12/11/2022		03:53	0-0	.000	0-0	.000	0-0	.000	0	0	0	0.7	0	0	1	0	0	1.0	
at Florida St.	12/21/2022		07:02	0-1	.000	0-0	.000	0-0	.000	0	0	0	0.5	1	0	1	0	0	0.8	
at Pittsburgh	01/01/2023		03:40	0-1	.000	0-0	.000	0-0	.000	0	0	0	0.4	0	0	1	0	0	0.6	
North Carolina	01/05/2023		04:49	0-0	.000	0-0	.000	1-2	.500	0	2	2	0.7	0	0	0	0	1	0.7	
Virginia Tech	01/08/2023		06:21	0-0	.000	0-0	.000	0-0	.000	0	3	3	1.0	0	0	0	0	0	0.6	
Totals		0	39:19	1-4	.250	0-0	.000	2-3	.667	1	6	7	1.0	1	0	3	0	0	4	0.6

Player Averages

Games Played	Minutes/game	Points/game	FG Pct	3FG Pct	FT Pct	Rebounds/game	Assists/game	Turnovers/game	Assist/Turnover ratio	Steals/game	Blocks/game
7	5.6	0.6	25.0	0.0	66.7	1.0	0.0	0.4	0.0	0.0	0.0

CAREER STATS

SEASON	TEAM	GP-GS	MIN/AVG	Field Goals		3-Point		F-Throws		Rebounds				Scoring						
				FG-FGA	FG%	3FG-3FGA	3FG%	FT-FTA	FT%	OFF	DEF	TOT	AVG	PF-FO	A	TO	BLK	STL	PTS	AVG
2019-20	UM	25-3	396/15.8	20-77	.260	10-44	.227	8-16	.500	22	36	58	2.3	19-0	20	24	1	9	58	2.3
2020-21	UM	19-6	359/18.9	22-79	.278	9-37	.243	16-22	.727	18	50	68	3.6	20-0	7	14	2	4	69	3.6
2021-22	UM	31-0	445/14.3	14-70	.200	4-31	.129	16-24	.667	22	87	109	3.5	21-0	14	21	3	9	48	1.5
2022-23	UM	7-0	39/5.6	1-4	.250	0-0	.000	2-3	.667	1	6	7	1.0	1-0	0	3	0	0	4	0.6
TOTAL		82-9	1238/15.1	57-230	.248	23-112	.205	42-65	.646	63	179	242	3.0	61-0	41	62	6	22	179	2.2



G • Destiny Harden
Gr. • 6-0 • Chicago, Ill.

- Has scored in double-figures in 15 of 22 games played this season
- Set new career highs in steals (seven) and free throws made (11) against Boston College (1/26)
- Scored 15 straight points, including the game-winning buzzer-beater, to take down No. 4 Louisville in the ACC Tournament quarterfinals
- 2022 ACC All-Tournament team member
- Sat out the 2018-19 season due to NCAA transfer rules
- Listed as a four-star recruit by ProspectsNation.com and a three-star prospect by ESPNW HoopGurlz
- Earned Chicago Tribune Second Team All-State and USA TODAY All-USA Illinois Second Team honors

3

PLAYER HIGHS

Minutes

22-23 38, at Clemson (2/2/23)
Career..... 39, vs. Virginia Tech (3/4/21)

Points

22-23 23, vs. Boston College (1/26/23)
Career..... 27, 2x, last vs. Louisville (3/4/22)

Rebounds

22-23 .. 10, 2x, last vs. Columbia (11/27/22)
Career..... 13, vs. Jacksonville (11/25/20)

Assists

22-23 6, vs. Wake Forest (1/15/23)
Career..... 6, vs. Wake Forest (1/15/23)

Steals

22-23 7, vs. Boston College (1/26/23)
Career..... 7, vs. Boston College (1/26/23)

Blocks

22-23 2, vs. UMES (11/7/22)
Career..... 3, vs. Florida State (2/7/21)

Field Goals Made

22-23 9, at Clemson (2/2/23)
Career..... 11, 2x, last vs. Louisville (3/4/22)

Field Goals Attempted

22-23 14, 4x, last vs. Florida St. (2/9/23)
Career..... 19, vs. Virginia Tech (3/4/21)

3-Point Field Goals Made

22-23 4, 2x, last at Florida St. (12/21/22)
Career... 4, 4x, last at Florida St. (12/21/22)

3-Point Field Goals Attempted

22-23 8, 2x, last at Florida St. (12/21/22)
Career... 8, 2x, last at Florida St. (12/21/22)

Free Throws Made

22-23 11, vs. Boston College (1/26/23)
Career..... 11, vs. Boston College (1/26/23)

Free Throws Attempted

22-23 16, vs. Boston College (1/26/23)
Career..... 16, vs. Boston College (1/26/23)

Double-Doubles

22-23 2, last vs. Columbia (11/27/22)
Career..... 7, last vs. Columbia (11/27/22)

Double-Digit Game

22-23 15
Career..... 39

2022-23 game-by-game

Opponent	Date	GS	MIN	Total		3-Pointers		Free throws		Rebounds				PF	A	TO	BLK	STL	PTS	AVG	
				FG-FGA	PCT	3FG-3FGA	PCT	FT-FTA	PCT	OFF	DEF	TOT	AVG								
UMES	11/07/2022	*	20:39	5-11	.455	0-2	.000	3-4	.750	5	5	10	10.0	0	3	0	2	1	13	13.0	
Stetson	11/10/2022	*	20:30	2-4	.500	0-1	.000	8-11	.727	2	4	6	8.0	2	2	0	0	2	12	12.5	
Boston U.	11/13/2022	*	22:53	5-10	.500	4-6	.667	0-0	.000	0	4	4	6.7	2	4	1	0	4	14	13.0	
Fla. Atlantic	11/16/2022	*	16:17	1-5	.200	0-2	.000	1-2	.500	1	1	2	5.5	2	1	0	0	1	3	10.5	
at DePaul	11/20/2022	*	31:14	6-13	.462	3-6	.500	3-4	.750	2	4	6	5.6	4	0	2	0	2	18	12.0	
at Loyola Chicago	11/22/2022	*	26:20	5-7	.714	1-2	.500	1-1	1.000	1	3	4	5.3	0	3	3	0	1	12	12.0	
N.C. A&T	11/25/2022	*	16:24	3-4	.750	1-2	.500	1-2	.500	0	0	0	4.6	2	2	1	0	1	8	11.4	
Columbia	11/27/2022	*	28:54	5-11	.455	1-4	.250	0-0	.000	2	8	10	5.3	4	3	4	1	1	11	11.4	
Michigan	12/01/2022	*	25:44	5-10	.500	3-6	.500	0-0	.000	2	2	4	5.1	4	3	4	0	2	13	11.6	
North Florida	12/04/2022	*	21:46	3-6	.500	2-3	.667	1-2	.500	0	4	4	5.0	1	2	3	0	1	9	11.3	
Florida	12/11/2022	*	34:43	5-13	.385	2-8	.250	6-7	.857	2	5	7	5.2	4	2	0	0	2	18	11.9	
at Florida St.	12/21/2022	*	31:05	7-14	.500	4-8	.500	2-2	1.000	1	4	5	5.2	2	1	5	0	3	20	12.6	
Notre Dame	12/29/2022	*	26:31	5-13	.385	0-6	.000	2-3	.667	2	7	9	5.5	4	2	1	0	5	12	12.5	
at Pittsburgh	01/01/2023	*	30:35	2-6	.333	0-2	.000	0-0	.000	1	3	4	5.4	2	2	2	0	1	4	11.9	
at Georgia Tech	01/12/2023	*	18:17	5-8	.625	2-4	.500	1-1	1.000	0	3	3	5.2	1	3	1	0	3	13	12.0	
Wake Forest	01/15/2023	*	32:42	5-12	.417	0-3	.000	3-4	.750	0	3	3	5.1	2	6	3	0	1	13	12.1	
at NC State	01/19/2023	*	35:24	3-10	.300	0-5	.000	0-0	.000	1	6	7	5.2	3	0	3	0	2	6	11.7	
Boston College	01/26/2023	*	31:18	6-14	.429	0-4	.000	11-16	.688	3	4	7	5.3	2	1	2	0	7	23	12.3	
at Wake Forest	01/29/2023	*	24:25	4-10	.400	0-3	.000	0-0	.000	0	5	5	5.3	2	1	4	1	0	8	12.1	
at Clemson	02/02/2023	*	38:23	9-14	.643	0-2	.000	1-1	1.000	2	4	6	5.3	3	2	2	0	1	19	12.5	
Georgia Tech	02/05/2023	*	29:30	4-11	.364	0-1	.000	1-4	.250	2	3	5	5.3	1	0	2	0	1	9	12.3	
Florida St.	02/09/2023	*	33:10	3-14	.214	1-3	.333	3-4	.750	2	3	5	5.3	2	3	2	0	0	10	12.2	
Totals			21	596:44	98-220	.445	24-83	.289	48-68	.706	31	85	116	5.3	49	46	45	4	42	268	12.2

Player Averages

Games Played	Minutes/game	Points/game	FG Pct	3FG Pct	FT Pct	Rebounds/game	Assists/game	Turnovers/game	Assist/Turnover ratio	Steals/game	Blocks/game
22	27.1	12.2	44.5	28.9	70.6	5.3	2.1	2.0	1.0	1.9	0.2

CAREER STATS

SEASON	TEAM	GP-GS	MIN/AVG	Field Goals		3-Point		F-Throws		Rebounds				Scoring						
				FG-FGA	FG%	3FG-3FGA	3FG%	FT-FTA	FT%	OFF	DEF	TOT	AVG	PF-FO	A	TO	BLK	STL	PTS	AVG
2017-18	WVU	35-0	286/8.2	35-79	.443	0-0	.000	18-41	.439	25	26	51	1.5	34-1	12	23	10	19	88	2.5
2019-20	UM	25-15	415/16.6	46-127	.362	12-41	.293	18-31	.581	35	63	98	3.9	58-1	15	39	9	22	122	4.9
2020-21	UM	22-21	519/23.6	89-178	.500	19-61	.311	39-61	.639	32	86	118	5.4	42-0	29	38	9	27	236	10.7
2021-22	UM	24-21	497/20.7	71-162	.438	15-44	.341	27-39	.692	27	73	100	4.2	43-0	19	43	6	32	184	7.7
2022-23	UM	22-21	597/27.1	98-220	.445	24-83	.289	48-68	.706	31	85	116	5.3	49-0	46	45	4	42	268	12.2
TOTAL FOR UM		93-78	2028/21.8	304-687	.443	70-229	.306	132-199	.663	125	307	432	4.6	192-1	109	165	28	123	810	8.7
TOTAL		128-78	2314/18.1	339-766	.443	70-229	.306	150-240	.625	150	333	483	3.8	226-2	121	188	38	142	898	7.0



G • Jasmyne Roberts

So. • 5-10 • Jacksonville, Fla.

- Set a new career high in field goals made (nine) at Clemson (2/2)
- Posted career highs in scoring (23), 3-point field goals made (five) and minutes (34) against Virginia Tech (1/8)
- In high school, averaged 18.6 points and 8.5 rebounds, 3.0 assists and 3.3 steals per game as a senior
- Led her team to the Florida High School Athletic Association's Final Four, team was named District Champions
- Tabbed the Florida Times-Union All-First Coast Player of the Year and News4Jax Player of the Year two years in a row
- Named 2021 USA TODAY Greater Jacksonville Female Athlete of the Year

4

PLAYER HIGHS

Minutes

22-2334, 2x, last vs. Florida St. (2/9/23)
Career.....34, 2x, last vs. Florida St. (2/9/23)

Points

22-2323, vs. Virginia Tech (1/8/23)
Career.....23, vs. Virginia Tech (1/8/23)

Rebounds

22-23 ..9, 3x, last vs. Georgia Tech (2/5/23)
Career..9, 3x, last vs. Georgia Tech (2/5/23)

Assists

22-234, vs. UNF (12/4/22)
Career.....4, vs. UNF (12/4/22)

Steals

22-234, vs. UNF (12/4/22)
Career.....4, 2x, last vs. UNF (12/4/22)

Blocks

22-231, 4x, last at NC State (1/19/23)
Career.....2, at Virginia (2/15/22)

Field Goals Made

22-239, at Clemson (2/2/23)
Career.....9, at Clemson (2/2/23)

Field Goals Attempted

22-2316, at Clemson (2/2/23)
Career.....16, at Clemson (2/2/23)

3-Point Field Goals Made

22-235, vs. Virginia Tech (1/8/23)
Career.....5, vs. Virginia Tech (1/8/23)

3-Point Field Goals Attempted

22-237, 2x, last vs. Florida St. (2/9/23)
Career.....7, 2x, last vs. Florida St. (2/9/23)

Free Throws Made

22-23 ..4, 3x, last at Wake Forest (1/29/23)
Career 4, 3x, last at Wake Forest (1/29/23)

Free Throws Attempted

22-236, 2x, last at Clemson (2/2/23)
Career.....6, 2x, last at Clemson (2/2/23)

Double-Doubles

22-23
Career.....

Double-Digit Game

22-238
Career.....9

2022-23 game-by-game

Opponent	Date	GS	MIN	Total		3-Pointers		Free throws		Rebounds				PF	A	TO	BLK	STL	PTS	AVG
				FG-FGA	PCT	3FG-3FGA	PCT	FT-FTA	PCT	OFF	DEF	TOT	AVG							
UMES	11/07/2022		20:16	4-10	.400	1-4	.250	3-4	.750	3	2	5	5.0	1	1	4	1	0	12	12.0
Stetson	11/10/2022		15:00	1-3	.333	1-2	.500	2-2	1.000	1	2	3	4.0	1	0	0	1	0	5	8.5
Boston U.	11/13/2022		20:31	1-6	.167	0-2	.000	0-0	.000	2	2	4	4.0	2	1	0	0	0	2	6.3
Fla. Atlantic	11/16/2022		14:15	1-5	.200	0-2	.000	0-0	.000	0	6	6	4.5	4	2	1	0	0	2	5.3
at DePaul	11/20/2022		08:27	1-1	1.000	1-1	1.000	3-4	.750	0	3	3	4.2	1	0	0	0	1	6	5.4
at Loyola Chicago	11/22/2022		11:56	2-4	.500	0-1	.000	0-0	.000	0	3	3	4.0	1	1	0	1	0	4	5.2
N.C. A&T	11/25/2022		16:15	4-8	.500	1-1	1.000	0-1	.000	1	4	5	4.1	3	2	1	0	2	9	5.7
Columbia	11/27/2022		12:14	2-5	.400	1-1	1.000	0-1	.000	2	1	3	4.0	1	1	0	0	0	5	5.6
Michigan	12/01/2022		07:09	0-1	.000	0-1	.000	3-4	.750	0	1	1	3.7	1	0	1	0	0	3	5.3
North Florida	12/04/2022		18:46	3-7	.429	1-3	.333	1-1	1.000	1	1	2	3.5	0	4	0	0	4	8	5.6
Florida	12/11/2022		20:18	0-1	.000	0-1	.000	4-6	.667	2	2	4	3.5	2	1	0	0	0	4	5.5
at Florida St.	12/21/2022		09:45	1-2	.500	0-0	.000	0-0	.000	1	2	3	3.5	0	1	0	0	0	2	5.2
Notre Dame	12/29/2022		13:29	2-8	.250	0-1	.000	3-4	.750	4	2	6	3.7	2	1	2	0	2	7	5.3
at Pittsburgh	01/01/2023		28:34	5-9	.556	2-5	.400	3-4	.750	2	7	9	4.1	3	2	1	0	3	15	6.0
North Carolina	01/05/2023 *		27:11	2-6	.333	2-4	.500	4-4	1.000	1	8	9	4.4	5	2	3	0	1	10	6.3
Virginia Tech	01/08/2023 *		34:16	8-12	.667	5-7	.714	2-2	1.000	0	8	8	4.6	1	1	0	0	0	23	7.3
at Georgia Tech	01/12/2023 *		27:30	3-6	.500	0-2	.000	1-2	.500	3	3	6	4.7	1	1	1	0	1	7	7.3
Wake Forest	01/15/2023 *		19:58	2-5	.400	0-1	.000	1-3	.333	1	4	5	4.7	3	1	0	0	0	5	7.2
at NC State	01/19/2023 *		34:06	2-4	.500	1-1	1.000	1-1	1.000	0	3	3	4.6	1	3	3	1	0	6	7.1
Boston College	01/26/2023 *		22:33	3-7	.429	0-1	.000	0-0	.000	1	2	3	4.6	2	2	1	1	0	6	7.1
at Wake Forest	01/29/2023 *		31:27	3-6	.500	0-1	.000	4-4	1.000	3	4	7	4.7	3	1	1	0	0	10	7.2
at Clemson	02/02/2023 *		31:01	9-16	.563	1-3	.333	2-6	.333	3	4	7	4.8	2	3	1	0	1	21	7.8
Georgia Tech	02/05/2023 *		31:17	5-12	.417	1-4	.250	2-2	1.000	0	9	9	5.0	2	1	2	0	2	13	8.0
Florida St.	02/09/2023 *		34:04	8-14	.571	3-7	.429	0-0	.000	3	3	6	5.0	2	2	1	0	0	19	8.5
Totals		10	510:18	72-158	.456	21-56	.375	39-55	.709	34	86	120	5.0	44	34	23	5	17	204	8.5

Player Averages

Games Played	Minutes/game	Points/game	FG Pct	3FG Pct	FT Pct	Rebounds/game	Assists/game	Turnovers/game	Assist/Turnover ratio	Steals/game	Blocks/game
24	21.3	8.5	45.6	37.5	70.9	5.0	1.4	1.0	1.5	0.7	0.2

CAREER STATS

SEASON	TEAM	Field Goals		3-Point		F-Throws		Rebounds				Scoring								
		GP-GS	MIN/AVG	FG-FGA	FG%	3FG-3FGA	3FG%	FT-FTA	FT%	OFF	DEF	TOT	AVG	PF-FO	A	TO	BLK	STL	PTS	AVG
2021-22	UM	28-0	225/8.0	22-47	.468	5-13	.385	5-9	.556	11	30	41	1.5	29-0	11	22	2	21	54	1.9
2022-23	UM	24-10	510/21.3	72-158	.456	21-56	.375	39-55	.709	34	86	120	5.0	44-1	34	23	5	17	204	8.5
TOTAL		52-10	736/14.1	94-205	.459	26-69	.377	44-64	.688	45	116	161	3.1	73-1	45	45	7	38	258	5.0



G • Karla Erjavec
Sr. • 5-10 • Zagreb, Croatia

- In ACC play last season, averaged 3.2 assists per game and a 1.6 assist/turnover ratio
- Tallied 22 multi-assist games last season and recorded five or more assists in seven games
- Transferred to Miami in 2020 after playing two seasons at Wyoming
- Named to the Mountain West All-Freshman Team in 2018-19
- Member of the U18 and U20 National Women's Team in Croatia
- Represented Croatia at the FIBA Women's Eurobasket Qualifiers in Nov. 2020
- Both parents, Mlhaden and Ivana, played basketball professionally and father served as an assistant coach for the Croatian national team from 2009-11; 2013

5

PLAYER HIGHS

Minutes

22-23 38, vs. Notre Dame (12/29/22)
Career..... 42, at San Diego State (1/8/20)*

Points

22-23 13, vs. Boston College (1/26/23)
Career..... 19, vs. South Alabama (3/24/19)*

Rebounds

22-23 4, 3x, last vs. Columbia (11/27/22)
Career..... 8, at New Mexico (12/7/19)*

Assists

22-23 4, 3x, last at Loyola (11/22/22)
Career..... 10, vs. San Jose State (3/4/19)*

Steals

22-23 3, at DePaul (11/20/22)
Career..... 6, vs. Chadron State (11/8/18)*

Blocks

22-23 1, vs. Stetson (11/10/22)
Career..... 2, vs. Duke (3/3/22)

Field Goals Made

22-23 6, vs. Boston College (1/26/23)
Career... 7, 2x, last at New Mexico (12/7/19)*

Field Goals Attempted

22-23 10, vs. Boston College (1/26/23)
Career..... 16, vs. San Diego State (1/9/19)*

3-Point Field Goals Made

22-23 3, vs. FAU (11/17/22)
Career..... 3, 5x, last vs. FAU (11/17/22)

3-Point Field Goals Attempted

22-23 5, 3x, last at Pitt (1/1/23)
Career..... 7, 2x, last vs. Tulane (12/5/21)

Free Throws Made

22-23 .. 2, 2x, last vs. Georgia Tech (2/5/23)
Career..... 6, vs. Colorado (11/17/19)*

Free Throws Attempted

22-23 .. 2, 3x, last vs. Georgia Tech (2/5/23)
Career..... 7, vs. Colorado (11/17/19)*

Double-Doubles

22-23
Career..... 1

Double-Digit Game

22-23 2
Career..... 29

2022-23 game-by-game

Opponent	Date	GS	MIN	Total		3-Pointers		Free throws		Rebounds				PF	A	TO	BLK	STL	PTS	AVG	
				FG-FGA	PCT	3FG-3FGA	PCT	FT-FTA	PCT	OFF	DEF	TOT	AVG								
UMES	11/07/2022	*	22:05	0-6	.000	0-5	.000	0-0	.000	0	3	3	3.0	0	2	4	0	2	0	0.0	
Stetson	11/10/2022	*	22:41	2-7	.286	0-3	.000	2-2	1.000	0	4	4	3.5	1	2	2	1	2	6	3.0	
Boston U.	11/13/2022	*	21:51	0-2	.000	0-2	.000	0-0	.000	0	2	2	3.0	1	4	2	0	1	0	2.0	
Fla. Atlantic	11/16/2022	*	18:29	4-9	.444	3-4	.750	0-0	.000	0	1	1	2.5	0	2	1	0	0	11	4.3	
at DePaul	11/20/2022	*	30:09	0-4	.000	0-2	.000	0-0	.000	0	0	0	2.0	1	4	5	0	3	0	3.4	
at Loyola Chicago	11/22/2022	*	25:22	2-6	.333	1-4	.250	0-0	.000	0	2	2	2.0	1	4	0	0	1	5	3.7	
N.C. A&T	11/25/2022	*	21:33	3-8	.375	2-5	.400	0-0	.000	0	4	4	2.3	1	3	2	0	1	8	4.3	
Columbia	11/27/2022	*	17:57	1-4	.250	1-3	.333	0-0	.000	0	4	4	2.5	3	1	0	0	0	3	4.1	
Michigan	12/01/2022	*	27:54	2-4	.500	0-2	.000	0-0	.000	0	1	1	2.3	1	0	5	0	0	4	4.1	
North Florida	12/04/2022	*	20:55	0-6	.000	0-4	.000	0-0	.000	0	0	0	2.1	0	1	0	0	0	0	3.7	
Florida	12/11/2022	*	14:24	1-5	.200	1-4	.250	0-0	.000	0	1	1	2.0	0	0	1	0	1	3	3.6	
at Florida St.	12/21/2022	*	11:29	2-7	.286	0-4	.000	0-0	.000	0	0	0	1.8	1	2	1	0	0	4	3.7	
Notre Dame	12/29/2022	*	37:56	3-10	.300	0-3	.000	0-0	.000	0	3	3	1.9	1	3	3	0	2	6	3.8	
at Pittsburgh	01/01/2023	*	22:27	1-6	.167	1-5	.200	1-2	.500	1	1	2	1.9	2	2	1	0	1	4	3.9	
North Carolina	01/05/2023	*	24:51	3-8	.375	1-4	.250	0-0	.000	0	0	0	1.8	2	3	3	0	0	7	4.1	
Virginia Tech	01/08/2023	*	24:13	1-3	.333	0-2	.000	0-0	.000	0	2	2	1.8	0	2	1	0	0	2	3.9	
at Georgia Tech	01/12/2023	*	18:26	1-4	.250	0-3	.000	0-0	.000	0	0	0	1.7	1	1	1	0	0	2	3.8	
Wake Forest	01/15/2023		19:20	0-2	.000	0-1	.000	0-0	.000	0	0	0	1.6	0	3	2	0	1	0	3.6	
at NC State	01/19/2023		07:41	0-1	.000	0-0	.000	0-0	.000	0	1	1	1.6	1	1	2	0	0	0	3.4	
Boston College	01/26/2023		25:24	6-10	.600	1-2	.500	0-0	.000	0	3	3	1.7	0	3	1	0	2	13	3.9	
at Wake Forest	01/29/2023		08:30	0-1	.000	0-1	.000	0-0	.000	1	1	2	1.7	0	0	0	0	0	0	3.7	
at Clemson	02/02/2023		17:40	0-2	.000	0-1	.000	0-0	.000	0	2	2	1.7	2	3	1	0	0	0	3.5	
Georgia Tech	02/05/2023		14:24	2-4	.500	0-0	.000	2-2	1.000	0	0	0	1.6	0	1	1	0	0	6	3.7	
Florida St.	02/09/2023		05:33	0-0	.000	0-0	.000	0-0	.000	0	1	1	1.6	0	1	1	0	0	0	3.5	
Totals			17	481:16	34-119	.286	11-64	.172	5-6	.833	2	36	38	1.6	19	48	40	1	17	84	3.5

Player Averages

Games Played	Minutes/game	Points/game	FG Pct	3FG Pct	FT Pct	Rebounds/game	Assists/game	Turnovers/game	Assist/Turnover ratio	Steals/game	Blocks/game
24	20.1	3.5	28.6	17.2	83.3	1.6	2.0	1.7	1.2	0.7	0.0

CAREER STATS

SEASON	TEAM	GP-GS	MIN/AVG	Field Goals		3-Point		F-Throws		Rebounds				Scoring						
				FG-FGA	FG%	3FG-3FGA	3FG%	FT-FTA	FT%	OFF	DEF	TOT	AVG	PF-FO	A	TO	BLK	STL	PTS	AVG
2018-19	UW	34-34	1073/31.5	117-297	.394	33-99	.333	35-46	.761	7	82	89	2.6	58-0	124	90	6	28	302	8.9
2019-20	UW	22-18	592/26.9	49-148	.331	17-55	.309	23-28	.821	4	63	67	3.0	31-0	70	44	3	9	138	6.3
2020-21	UM	17-6	365/21.5	27-81	.333	15-47	.319	3-4	.750	3	18	21	1.2	22-0	34	20	0	9	72	4.2
2021-22	UM	34-34	974/28.7	79-205	.385	37-103	.359	35-44	.795	10	82	92	2.7	43-0	94	74	5	26	230	6.8
2022-23	UM	24-17	481/20.1	34-119	.286	11-64	.172	5-6	.833	2	36	38	1.6	19-0	48	40	1	17	84	3.5
TOTAL FOR UM		75-57	1821/24.3	140-405	.346	63-214	.294	43-54	.796	15	136	151	2.0	84-0	176	134	6	52	386	5.1
TOTAL		131-109	3485/26.6	306-850	.360	113-368	.307	101-128	.789	26	281	307	2.3	173-0	370	268	15	89	826	6.3



12

G • Ja'Leah Williams
So. • 5-9 • Pompano Beach, Fla.

- Played the best game of her career against Columbia, totaling a career-high 28 points, 10 made field goals and seven made free throws
- Became the fifth Hurricane in program history to earn ACC All-Freshman Team honors in 2022
- 2022 Bob Bradley Spirit and Courage Award recipient
- Has tallied 17 double-digit outings in her career
- Named the Sun Sentinel Broward County Class 7A-6A Player of the Year in 2019-20
- Earned a spot on the Miami Herald's First Team and Sun Sentinel's First Team for two years straight
- As a senior, served as team captain and led her team to its first state championship since 1992

PLAYER HIGHS

Minutes

22-2340, vs. Florida (12/11/22)
Career.....40, vs. Florida (12/11/22)

Points

22-2328, vs. Columbia (11/27/22)
Career.....28, vs. Columbia (11/27/22)

Rebounds

22-237, 2x, last vs. Florida St. (2/9/23)
Career.....10, at Wake Forest (1/27/22)

Assists

22-234, 6x, last vs. Florida St. (2/9/23)
Career.....7, vs. UAPB (12/6/21)

Steals

22-235, vs. UMES (11/7/22)
Career.....6, vs. UAPB (12/6/21)

Blocks

22-231, 3x, last vs. UNF (12/4/22)
Career.....1, 10x, last vs. UNF (12/4/22)

Field Goals Made

22-2310, vs. Columbia (11/27/22)
Career.....10, vs. Columbia (11/27/22)

Field Goals Attempted

22-2314, vs. Columbia (11/27/22)
Career.....14, vs. Columbia (11/27/22)

3-Point Field Goals Made

22-232, vs. Stetson (11/10/22)
Career.....2, vs. Stetson (11/10/22)

3-Point Field Goals Attempted

22-233, vs. Stetson (11/10/22)
Career.....3, 2x, last vs. Stetson (11/10/22)

Free Throws Made

22-237, vs. Columbia (11/27/22)
Career.....7, vs. Columbia (11/27/22)

Free Throws Attempted

22-2311, vs. Columbia (11/27/22)
Career.....11, vs. Columbia (11/27/22)

Double-Doubles

22-23
Career.....

Double-Digit Game

22-23 8
Career..... 17

2022-23 game-by-game


Opponent	Date	GS	MIN	Total		3-Pointers		Free throws		Rebounds				PF	A	TO	BLK	STL	PTS	AVG	
				FG-FGA	PCT	3FG-3FGA	PCT	FT-FTA	PCT	OFF	DEF	TOT	AVG								
UMES	11/07/2022	*	22:19	6-7	.857	1-2	.500	1-1	1.000	0	5	5	5.0	2	3	2	1	5	14	14.0	
Stetson	11/10/2022	*	21:20	5-12	.417	2-3	.667	2-5	.400	3	0	3	4.0	2	1	1	0	1	14	14.0	
Boston U.	11/13/2022	*	22:01	3-8	.375	0-0	.000	0-0	.000	2	2	4	4.0	1	2	1	0	2	6	11.3	
Fla. Atlantic	11/16/2022	*	21:24	3-10	.300	0-1	.000	0-0	.000	1	3	4	4.0	1	4	1	1	3	6	10.0	
at DePaul	11/20/2022	*	27:18	5-12	.417	0-2	.000	4-7	.571	0	3	3	3.8	3	3	3	0	4	14	10.8	
at Loyola Chicago	11/22/2022	*	26:14	3-6	.500	0-0	.000	0-0	.000	2	2	4	3.8	1	3	2	0	0	6	10.0	
N.C. A&T	11/25/2022	*	18:12	3-5	.600	0-1	.000	4-4	1.000	2	1	3	3.7	1	3	3	0	0	10	10.0	
Columbia	11/27/2022	*	37:54	10-14	.714	1-2	.500	7-11	.636	2	0	2	3.5	3	4	3	0	3	28	12.3	
Michigan	12/01/2022	*	21:37	0-6	.000	0-1	.000	0-0	.000	3	0	3	3.4	4	2	7	0	1	0	10.9	
North Florida	12/04/2022	*	18:35	3-6	.500	1-2	.500	1-2	.500	2	2	4	3.5	3	1	5	1	0	8	10.6	
Florida	12/11/2022	*	40:07	5-12	.417	0-2	.000	0-2	.000	2	1	3	3.5	3	4	3	0	1	10	10.5	
at Florida St.	12/21/2022	*	35:06	4-12	.333	1-1	1.000	2-2	1.000	3	4	7	3.8	2	4	2	0	1	11	10.6	
Notre Dame	12/29/2022	*	23:28	0-4	.000	0-0	.000	0-0	.000	0	2	2	3.6	3	3	2	0	1	0	9.8	
at Pittsburgh	01/01/2023	*	18:12	0-5	.000	0-1	.000	0-0	.000	1	2	3	3.6	1	1	4	0	0	0	9.1	
North Carolina	01/05/2023	*	27:36	3-8	.375	0-0	.000	0-0	.000	0	2	2	3.5	1	2	2	0	2	6	8.9	
Virginia Tech	01/08/2023	*	26:21	3-5	.600	0-0	.000	2-4	.500	0	1	1	3.3	1	2	0	0	0	8	8.8	
at Georgia Tech	01/12/2023	*	22:38	2-8	.250	0-2	.000	0-0	.000	0	1	1	3.2	1	3	1	0	1	4	8.5	
Wake Forest	01/15/2023	*	30:36	3-4	.750	0-0	.000	2-2	1.000	2	2	4	3.2	3	4	4	0	0	8	8.5	
at NC State	01/19/2023	*	21:47	2-5	.400	0-1	.000	0-0	.000	0	2	2	3.2	1	3	3	0	2	4	8.3	
Boston College	01/26/2023	*	19:30	3-8	.375	0-0	.000	0-0	.000	2	3	5	3.3	2	3	1	0	2	6	8.2	
at Wake Forest	01/29/2023	*	13:10	0-1	.000	0-0	.000	0-0	.000	0	0	0	3.1	2	1	2	0	0	0	7.8	
at Clemson	02/02/2023	*	22:28	1-3	.333	0-1	.000	1-1	1.000	0	3	3	3.1	0	2	3	0	2	3	7.5	
Georgia Tech	02/05/2023	*	32:05	4-10	.400	0-1	.000	0-0	.000	4	2	6	3.2	2	3	4	0	1	8	7.6	
Florida St.	02/09/2023	*	30:13	5-8	.625	0-0	.000	4-6	.667	3	4	7	3.4	1	4	4	0	1	14	7.8	
Totals			24	600:09	76-179	.425	6-23	.261	30-47	.638	34	47	81	3.4	44	65	63	3	33	188	7.8

Player Averages

Games Played	Minutes/game	Points/game	FG Pct	3FG Pct	FT Pct	Rebounds/game	Assists/game	Turnovers/game	Assist/Turnover ratio	Steals/game	Blocks/game
24	25.0	7.8	42.5	26.1	63.8	3.4	2.7	2.6	1.0	1.4	0.1

CAREER STATS

SEASON	TEAM	GP-GS	MIN/AVG	Field Goals		3-Point		F-Throws		Rebounds				Scoring						
				FG-FGA	FG%	3FG-3FGA	3FG%	FT-FTA	FT%	OFF	DEF	TOT	AVG	PF-FO	A	TO	BLK	STL	PTS	AVG
2021-22	UM	34-28	915/26.9	97-233	.416	5-30	.167	49-70	.700	60	80	140	4.1	59-0	75	69	7	65	248	7.3
2022-23	UM	24-24	600/25.0	76-179	.425	6-23	.261	30-47	.638	34	47	81	3.4	44-0	65	63	3	33	188	7.8
TOTAL		58-52	1515/26.1	173-412	.420	11-53	.208	79-117	.675	94	127	221	3.8	103-0	140	132	10	98	436	7.5



G • Lashae Dwyer
So. • 5-6 • Toronto, Ontario, Canada

- Set new career highs in points (23) against Florida State
- Has tallied 20-plus points in two games this season
- Helped the Webb School to a 32-2 record and the Division II-Class A State Title
- Ranked the No. 79 overall player in the class of 2021 by espnW HoopGurlz
- Named a BioSteel All Canadian Basketball Games nominee in 2020
- Tabbed the 2020-21 Tennessee Gatorade Player of the Year

13

PLAYER HIGHS

Minutes

22-23 29, vs. Michigan (12/1/22)
Career..... 29, 2x, last vs. Michigan (12/1/22)

Points

22-23 23, at Florida St. (12/21/22)
Career..... 23, at Florida St. (12/21/22)

Rebounds

22-23 8, vs. Michigan (12/1/22)
Career..... 8, vs. Michigan (12/1/22)

Assists

22-23 5, vs. FAU (11/17/22)
Career..... 5, 2x, last vs. FAU (11/17/22)

Steals

22-23 8, vs. UNF (12/4/22)
Career..... 8, 2x, last vs. UNF (12/4/22)

Blocks

22-23 .. 1, 3x, last at Wake Forest (1/29/23)
Career.. 1, 4x, last at Wake Forest (1/29/23)

Field Goals Made

22-23 8, vs. UNF (12/4/22)
Career..... 8, vs. UNF (12/4/22)

Field Goals Attempted

22-23 ... 11, 2x, last at Florida St. (12/21/22)
Career..... 12, vs. FAU (11/18/21)

3-Point Field Goals Made

22-23 2, vs. UNF (12/4/22)
Career..... 2, 2x, last vs. UNF (12/4/22)

3-Point Field Goals Attempted

22-23 5, vs. UNF (12/4/22)
Career..... 5, vs. UNF (12/4/22)

Free Throws Made

22-23 8, at Florida St. (12/21/22)
Career..... 8, at Florida St. (12/21/22)

Free Throws Attempted

22-23 9, at Florida St. (12/21/22)
Career..... 9, at Florida St. (12/21/22)

Double-Doubles

22-23
Career.....

Double-Digit Game

22-23 7
Career..... 11

2022-23 game-by-game

Opponent	Date	GS	MIN	Total		3-Pointers		Free throws		Rebounds				PF	A	TO	BLK	STL	PTS	AVG	
				FG-FGA	PCT	3FG-3FGA	PCT	FT-FTA	PCT	OFF	DEF	TOT	AVG								
UMES	11/07/2022		14:24	2-5	.400	0-1	.000	1-2	.500	0	2	2	2.0	3	1	1	0	1	5	5.0	
Stetson	11/10/2022		13:45	1-3	.333	0-1	.000	0-0	.000	0	1	1	1.5	1	0	1	0	0	2	3.5	
Boston U.	11/13/2022		16:17	2-6	.333	0-0	.000	0-0	.000	1	1	2	1.7	0	0	1	0	1	4	3.7	
Fla. Atlantic	11/16/2022		20:27	7-8	.875	0-0	.000	0-1	.000	1	3	4	2.3	4	5	1	1	3	14	6.3	
at DePaul	11/20/2022		22:33	2-4	.500	0-1	.000	2-2	1.000	5	0	5	2.8	3	1	4	0	1	6	6.2	
at Loyola Chicago	11/22/2022		17:13	3-5	.600	0-1	.000	0-0	.000	1	4	5	3.2	1	1	2	0	0	6	6.2	
N.C. A&T	11/25/2022		18:33	3-5	.600	1-1	1.000	4-4	1.000	0	1	1	2.9	1	2	3	0	5	11	6.9	
Columbia	11/27/2022		27:00	3-6	.500	0-0	.000	3-4	.750	1	5	6	3.3	2	2	4	0	1	9	7.1	
Michigan	12/01/2022		29:21	5-10	.500	0-1	.000	2-6	.333	4	4	8	3.8	4	0	3	1	3	12	7.7	
North Florida	12/04/2022		22:19	8-11	.727	2-5	.400	2-2	1.000	1	0	1	3.5	3	3	2	0	8	20	8.9	
Florida	12/11/2022		11:52	0-2	.000	0-1	.000	0-0	.000	0	0	0	3.2	1	0	3	1	0	0	8.1	
at Florida St.	12/21/2022		25:29	7-11	.636	1-1	1.000	8-9	.889	3	1	4	3.3	5	4	2	0	3	23	9.3	
Notre Dame	12/29/2022		22:57	4-9	.444	0-1	.000	2-3	.667	2	3	5	3.4	1	2	1	0	3	10	9.4	
at Pittsburgh	01/01/2023		10:35	1-1	1.000	0-0	.000	0-0	.000	0	2	2	3.3	1	2	1	0	1	2	8.9	
North Carolina	01/05/2023		02:52	0-0	.000	0-0	.000	0-0	.000	0	0	0	3.1	2	0	1	0	0	0	8.3	
Virginia Tech	01/08/2023		15:13	2-3	.667	0-1	.000	2-2	1.000	0	0	0	2.9	1	1	2	0	0	6	8.1	
at Georgia Tech	01/12/2023		18:49	2-3	.667	0-0	.000	0-0	.000	1	3	4	2.9	4	3	4	1	0	4	7.9	
Wake Forest	01/15/2023		07:07	0-0	.000	0-0	.000	0-0	.000	0	1	1	2.8	0	0	0	0	1	0	7.4	
at NC State	01/19/2023		03:13	0-0	.000	0-0	.000	0-0	.000	0	0	0	2.7	1	0	2	0	0	0	7.1	
Boston College	01/26/2023		23:36	4-7	.571	1-2	.500	3-4	.750	1	3	4	2.8	2	2	3	0	5	12	7.3	
at Wake Forest	01/29/2023		20:02	2-3	.667	0-0	.000	0-1	.000	1	2	3	2.8	1	0	3	1	0	4	7.1	
at Clemson	02/02/2023		05:15	0-2	.000	0-0	.000	0-0	.000	0	0	0	2.6	1	0	0	0	0	0	6.8	
Georgia Tech	02/05/2023		05:59	0-2	.000	0-0	.000	0-0	.000	2	5	7	2.8	1	1	2	0	1	0	6.5	
Florida St.	02/09/2023		06:17	0-1	.000	0-0	.000	4-4	1.000	1	1	2	2.8	3	0	0	0	0	4	6.4	
Totals			0	381:07	58-107	.542	5-17	.294	33-44	.750	25	42	67	2.8	46	30	46	5	37	154	6.4

Player Averages

Games Played	Minutes/game	Points/game	FG Pct	3FG Pct	FT Pct	Rebounds/game	Assists/game	Turnovers/game	Assist/Turnover ratio	Steals/game	Blocks/game
24	15.9	6.4	54.2	29.4	75.0	2.8	1.3	1.9	0.7	1.5	0.2

CAREER STATS

SEASON	TEAM	GP-GS	MIN/AVG	Field Goals		3-Point		F-Throws		Rebounds				Scoring						
				FG-FGA	FG%	3FG-3FGA	3FG%	FT-FTA	FT%	OFF	DEF	TOT	AVG	PF-FO	A	TO	BLK	STL	PTS	AVG
2021-22	UM	30-0	341/11.4	35-100	.350	5-24	.208	30-47	.638	26	26	52	1.7	56-1	21	27	2	38	105	3.5
2022-23	UM	24-0	381/15.9	58-107	.542	5-17	.294	33-44	.750	25	42	67	2.8	46-1	30	46	5	37	154	6.4
TOTAL		54-0	722/13.4	93-207	.449	10-41	.244	63-91	.692	51	68	119	2.2	102-2	51	73	7	75	259	4.8



G • Haley Cavinder
Sr. • 5-6 • Gilbert, Ariz.

- Set a new career high in scoring with 33 points against Florida State (2/9)
- Three-time All-Mountain West Team member, 2021 Mountain West Player of the Year and 2020 Freshman of the Year
- Two-time All-Mountain West Tournament Team honoree
- Set NCAA record for free-throw percentage in a season at 97.3 percent, making 109-of-112 free throws
- Recorded three triple-doubles in 2021-22, becoming the 20th player in NCAA history to tally three-plus in a season
- Has scored 20-plus points in 44 games and has tallied 22 double-doubles in her career
- Named Arizona 5A Player of the Year as a senior in high school
- Father, Tom, played basketball at Nova Southeastern

14

PLAYER HIGHS

Minutes

22-2342, vs. Florida (12/11/22)
Career.....45, vs. Boise State (3/4/20)*

Points

22-2333, vs. Florida St. (2/9/23)
Career.....33, vs. Florida St. (2/9/23)

Rebounds

22-239, 2x, last at Clemson (2/2/23)
Career.....15, at San Jose State (1/4/20)*

Assists

22-236, 2x, last at Pitt (1/1/23)
Career.....13, vs. San Jose State (1/15/22)*

Steals

22-232, 3x, last at Pitt (1/1/23)
Career.....6, at UNLV (12/3/19)*

Blocks

22-231, at Loyola (11/22/22)
Career...2, 2x, last at San Diego State (2/21/21)*

Field Goals Made

22-2310, vs. Florida (12/11/22)
Career...12, 2x, last at Utah State (3/2/22)*

Field Goals Attempted

22-2317, vs. Florida St. (2/9/23)
Career...23, 2x, last at Utah State (3/2/22)*

3-Point Field Goals Made

22-237, vs. Florida St. (2/9/23)
Career.....7, 2x, last vs. Florida St. (2/9/23)

3-Point Field Goals Attempted

22-2311, at Pitt (1/1/23)
Career.....14, at New Mexico (2/1/20)*

Free Throws Made

22-2310, vs. Florida St. (2/9/23)
Career.....11, 2x, last vs. CSUN (11/23/21)*

Free Throws Attempted

22-2310, 2x, last vs. Florida St. (2/9/23)
Career.....12, vs. Nevada (1/14/21)

Double-Doubles

22-23
Career.....22

Double-Digit Game

22-2315
Career.....92

2022-23 game-by-game

Opponent	Date	GS	MIN	Total			3-Pointers			Free throws			Rebounds				PF	A	TO	BLK	STL	PTS	AVG
				FG-FGA	PCT	3FG-3FGA	PCT	FT-FTA	PCT	OFF	DEF	TOT	AVG										
UMES	11/07/2022	*	17:57	3-6	.500	3-6	.500	0-0	.000	4	0	4	4.0	1	1	2	0	1	9	9.0			
Stetson	11/10/2022	*	25:54	6-9	.667	3-4	.750	3-3	1.000	1	3	4	4.0	1	2	0	0	1	18	13.5			
Boston U.	11/13/2022	*	23:20	2-5	.400	2-5	.400	3-3	1.000	1	4	5	4.3	2	5	0	0	2	9	12.0			
Fla. Atlantic	11/16/2022	*	24:23	3-9	.333	1-6	.167	0-0	.000	1	5	6	4.8	2	4	2	0	1	7	10.8			
at DePaul	11/20/2022	*	32:00	4-12	.333	3-7	.429	0-0	.000	1	3	4	4.6	2	2	3	0	0	11	10.8			
at Loyola Chicago	11/22/2022	*	29:57	1-7	.143	0-2	.000	0-0	.000	0	6	6	4.8	0	3	0	1	1	2	9.3			
N.C. A&T	11/25/2022	*	17:01	4-7	.571	3-4	.750	0-0	.000	0	2	2	4.4	2	1	0	0	0	11	9.6			
Columbia	11/27/2022	*	25:46	3-13	.231	1-6	.167	0-0	.000	2	3	5	4.5	2	0	1	0	0	7	9.3			
Michigan	12/01/2022	*	36:26	6-13	.462	0-3	.000	5-6	.833	0	6	6	4.7	2	3	2	0	1	17	10.1			
North Florida	12/04/2022	*	26:32	3-9	.333	2-6	.333	2-3	.667	4	1	5	4.7	1	4	1	0	2	10	10.1			
Florida	12/11/2022	*	42:13	10-14	.714	5-8	.625	0-0	.000	1	3	4	4.6	1	6	2	0	0	25	11.5			
at Florida St.	12/21/2022	*	36:56	7-15	.467	3-6	.500	0-0	.000	3	5	8	4.9	1	3	3	0	1	17	11.9			
Notre Dame	12/29/2022	*	35:39	4-13	.308	2-3	.667	2-2	1.000	2	3	5	4.9	0	2	1	0	0	12	11.9			
at Pittsburgh	01/01/2023	*	34:44	7-15	.467	5-11	.455	2-2	1.000	4	5	9	5.2	1	6	2	0	2	21	12.6			
North Carolina	01/05/2023	*	39:34	5-12	.417	2-4	.500	4-4	1.000	1	3	4	5.1	2	3	2	0	1	16	12.8			
Virginia Tech	01/08/2023	*	35:36	6-12	.500	2-4	.500	5-5	1.000	0	4	4	5.1	1	4	2	0	1	19	13.2			
at Georgia Tech	01/12/2023	*	26:45	3-8	.375	0-1	.000	8-10	.800	0	3	3	4.9	2	3	1	0	1	14	13.2			
Wake Forest	01/15/2023	*	29:46	2-10	.200	1-6	.167	4-4	1.000	0	3	3	4.8	0	1	1	0	1	9	13.0			
at NC State	01/19/2023	*	31:52	7-16	.438	1-4	.250	0-0	.000	1	1	2	4.7	4	0	2	0	0	15	13.1			
Boston College	01/26/2023	*	25:29	4-8	.500	2-3	.667	0-0	.000	0	2	2	4.6	4	2	3	0	1	10	13.0			
at Wake Forest	01/29/2023	*	34:29	3-7	.429	1-3	.333	2-2	1.000	1	1	2	4.4	3	2	0	0	0	9	12.8			
at Clemson	02/02/2023	*	34:20	1-8	.125	0-3	.000	0-0	.000	3	6	9	4.6	2	1	4	0	1	2	12.3			
Georgia Tech	02/05/2023	*	21:25	2-11	.182	0-4	.000	0-0	.000	1	3	4	4.6	1	4	2	0	0	4	11.9			
Florida St.	02/09/2023	*	34:27	8-17	.471	7-10	.700	10-10	1.000	0	6	6	4.7	2	2	1	0	0	33	12.8			
Totals			24	722:31	104-256	.406	49-119	.412	50-54	.926	31	81	112	4.7	39	64	37	1	18	307	12.8		

Player Averages

Games Played	Minutes/game	Points/game	FG Pct	3FG Pct	FT Pct	Rebounds/game	Assists/game	Turnovers/game	Assist/Turnover ratio	Steals/game	Blocks/game
24	30.1	12.8	40.6	41.2	92.6	4.7	2.7	1.5	1.7	0.8	0.0

CAREER STATS

SEASON	TEAM	GP-GS	MIN/AVG	Field Goals		3-Point		F-Throws		Rebounds				Scoring						
				FG-FGA	FG%	3FG-3FGA	3FG%	FT-FTA	FT%	OFF	DEF	TOT	AVG	PF-FO	A	TO	BLK	STL	PTS	AVG
2019-20	Fresno	32-31	1100/34.4	189-491	.385	85-248	.343	49-72	.681	38	195	233	7.3	58-0	117	77	7	47	512	16.0
2020-21	Fresno	28-27	1027/36.7	204-479	.426	58-177	.328	88-104	.846	34	177	211	7.5	36-0	105	71	13	47	554	19.8
2021-22	Fresno	29-29	1105/38.1	204-457	.446	56-150	.373	109-112	.973	40	234	274	9.4	47-2	166	84	4	43	573	19.8
2022-23	UM	24-24	723/30.1	104-256	.406	49-119	.412	50-54	.926	31	81	112	4.7	39-0	64	37	1	18	307	12.8
TOTAL FOR UM		24-24	723/30.1	104-256	.406	49-119	.412	50-54	.926	31	81	112	4.7	39-0	64	37	1	18	307	12.8
TOTAL		113-111	3955/35.0	701-1683	.417	248-694	.357	296-342	.865	143	687	830	7.3	180-2	452	269	25	155	1946	17.2



G • Hanna Cavinder
Sr. • 5-6 • Gilbert, Ariz.

- Tallied her first double-digit game as a Hurricane against North Florida (12/4)
- Recorded seven 20-point games in 2021-22
- Two-time All-Mountain West Team member (2020, 2021)
- Three-time Mountain West Player of the Week
- Has recorded 20-plus points in a game 25 times in her career
- Named Arizona 5A Offensive Player of the year as a high school senior
- Father, Tom, played basketball at Nova Southeastern

15

PLAYER HIGHS

Minutes

22-2326, vs. Stetson (11/10/22)
Career... 45, 2x, last at Utah State (3/2/22)*

Points

22-23 .. 11, 2x, last at Georgia Tech (1/12/23)
Career.....32, vs. UNLV (2/27/21)*

Rebounds

22-235, at Loyola (11/22/22)
Career...9, 2x, last at CSU Bakersfield (12/11/21)*

Assists

22-235, vs. Boston U (11/13/22)
Career...9, 2x, last vs. UC Merced (12/28/19)*

Steals

22-233, vs. Boston College (1/26/23)
Career.....6, vs. UC Merced (12/28/19)*

Blocks

22-231, 9x, last vs. Nevada (2/14/22)*

Field Goals Made

22-234, 2x, last vs. UNF (12/4/22)
Career..... 13, vs. UNLV (2/27/21)

Field Goals Attempted

22-239, at Loyola (11/22/22)
Career..... 20, 4x, last vs. Rice (3/20/21)*

3-Point Field Goals Made

22-233, vs. UNC (1/5/23)
Career...4, 3x, last vs. Utah State (1/29/22)*

3-Point Field Goals Attempted

22-23 5, 3x, last vs. UNC (1/5/23)
Career..... 8, at New Mexico (1/22/22)*

Free Throws Made

22-23 6, vs. NC A&T (11/25/22)
Career...10, 2x, last vs. San Jose State (1/15/22)*

Free Throws Attempted

22-23 8, vs. NC A&T (11/25/22)
Career.. 11, 2x, last vs. San Jose State (1/15/22)*

Double-Doubles

22-23
Career..... 3

Double-Digit Game

22-23 3
Career..... 81

2022-23 game-by-game

Opponent	Date	GS	MIN	Total		3-Pointers		Free throws		Rebounds				PF	A	TO	BLK	STL	PTS	AVG
				FG-FGA	PCT	3FG-3FGA	PCT	FT-FTA	PCT	OFF	DEF	TOT	AVG							
UMES	11/07/2022		23:21	2-6	.333	1-5	.200	3-4	.750	0	2	2	2.0	0	2	1	0	1	8	8.0
Stetson	11/10/2022		25:34	0-4	.000	0-4	.000	0-0	.000	0	3	3	2.5	2	4	2	0	0	0	4.0
Boston U.	11/13/2022		21:37	2-5	.400	1-2	.500	0-0	.000	0	1	1	2.0	1	5	2	0	2	5	4.3
Fla. Atlantic	11/16/2022		22:32	2-5	.400	0-2	.000	0-0	.000	0	2	2	2.0	1	0	1	0	0	4	4.3
at DePaul	11/20/2022		04:24	0-1	.000	0-0	.000	0-0	.000	0	0	0	1.6	0	1	1	0	0	0	3.4
at Loyola Chicago	11/22/2022		18:29	4-9	.444	1-5	.200	0-0	.000	2	3	5	2.2	1	1	1	0	0	9	4.3
N.C. A&T	11/25/2022		23:09	0-2	.000	0-2	.000	6-8	.750	0	3	3	2.3	1	3	1	0	2	6	4.6
Columbia	11/27/2022		01:03	0-0	.000	0-0	.000	0-0	.000	0	0	0	2.0	0	0	0	0	0	0	4.0
Michigan	12/01/2022		03:25	0-0	.000	0-0	.000	0-0	.000	0	0	0	1.8	1	0	0	0	0	0	3.6
North Florida	12/04/2022		20:40	4-7	.571	2-4	.500	1-1	1.000	1	3	4	2.0	1	2	0	0	2	11	4.3
Florida	12/11/2022		11:16	0-2	.000	0-1	.000	0-0	.000	0	1	1	1.9	1	0	0	0	0	0	3.9
at Florida St.	12/21/2022		04:59	0-1	.000	0-0	.000	0-0	.000	0	2	2	1.9	0	1	0	0	0	0	3.6
at Pittsburgh	01/01/2023		04:39	0-0	.000	0-0	.000	0-0	.000	0	0	0	1.8	3	1	1	0	0	0	3.3
North Carolina	01/05/2023		22:59	3-6	.500	3-5	.600	0-0	.000	0	3	3	1.9	0	2	0	0	0	9	3.7
Virginia Tech	01/08/2023		18:00	1-4	.250	0-2	.000	2-2	1.000	0	1	1	1.8	2	2	0	0	0	4	3.7
at Georgia Tech	01/12/2023		23:16	4-7	.571	3-5	.600	0-0	.000	1	2	3	1.9	0	3	0	0	1	11	4.2
Wake Forest	01/15/2023		16:04	1-4	.250	1-3	.333	1-2	.500	1	1	2	1.9	0	0	0	0	0	4	4.2
at NC State	01/19/2023		22:44	1-5	.200	1-5	.200	2-2	1.000	0	1	1	1.8	2	3	0	0	1	5	4.2
Boston College	01/26/2023		11:07	1-2	.500	0-1	.000	0-0	.000	0	0	0	1.7	0	2	0	0	3	2	4.1
at Wake Forest	01/29/2023		26:30	1-3	.333	0-2	.000	0-0	.000	0	1	1	1.7	1	2	0	0	0	2	4.0
at Clemson	02/02/2023		30:52	2-7	.286	1-4	.250	0-0	.000	1	1	2	1.7	0	1	2	0	0	5	4.0
Georgia Tech	02/05/2023		22:19	3-4	.750	2-3	.667	4-4	1.000	0	0	0	1.6	0	1	1	0	1	12	4.4
Florida St.	02/09/2023		16:16	0-3	.000	0-2	.000	0-0	.000	0	1	1	1.6	2	4	0	0	1	0	4.2
Totals			0 395:16	31-87	.356	16-57	.281	19-23	.826	6	31	37	1.6	19	40	13	0	14	97	4.2

Player Averages

Games Played	Minutes/game	Points/game	FG Pct	3FG Pct	FT Pct	Rebounds/game	Assists/game	Turnovers/game	Assist/Turnover ratio	Steals/game	Blocks/game
23	17.2	4.2	35.6	28.1	82.6	1.6	1.7	0.6	3.1	0.6	0.0

CAREER STATS

SEASON	TEAM	GP-GS	MIN/AVG	Field Goals		3-Point		F-Throws		Rebounds				Scoring						
				FG-FGA	FG%	3FG-3FGA	3FG%	FT-FTA	FT%	OFF	DEF	TOT	AVG	PF-FO	A	TO	BLK	STL	PTS	AVG
2019-20	Fresno	32-31	1123/35.1	182-418	.435	22-103	.214	116-141	.823	21	58	79	2.5	41-1	118	79	3	56	502	15.7
2020-21	Fresno	28-27	985/35.2	191-412	.464	26-87	.299	69-99	.697	22	79	101	3.6	52-0	109	75	4	50	477	17.0
2021-22	Fresno	29-29	1075/37.1	157-401	.392	42-116	.362	66-82	.805	14	97	111	3.8	48-1	107	74	2	51	422	14.6
2022-23	UM	23-0	395/17.2	31-87	.356	16-57	.281	19-23	.826	6	31	37	1.6	19-0	40	13	0	14	97	4.2
TOTAL FOR UM		23-0	395/17.2	31-87	.356	16-57	.281	19-23	.826	6	31	37	1.6	19-0	40	13	0	14	97	4.2
TOTAL		112-87	3577/31.9	561-1318	.426	106-363	.292	270-345	.783	63	265	328	2.9	160-2	374	241	9	171	1498	13.4



21

F • Lola Pemande
Sr. • 6-4 • Almeria, Spain

- Hauled in a season-high nine boards against Florida State (2/9)
- Set a new scoring as a Hurricane with 21 points at NC State (1/19)
- Tallied her first double-double as a Cane with 11 points and a career-high 15 rebounds against Robert Morris last season
- Transferred to Miami from Utah after her sophomore year
- Earned PAC-12 All-Freshman honorable mention status in 2019-20 season
- Named the John R. Wooden Southern California High School Player of the Year in 2018
- In High school, was named MaxPreps California All-State honorable mention as a senior after being MaxPreps Player of the Game 14 times at Ribet Academy.
- Played internationally for the Spain National Team; was named the Star of the Generation for the 2000s by the Spanish National Team organization.

PLAYER HIGHS

Minutes
22-23 31, 2x, last at Clemson (2/2/23)
Career..... 33, at Oregon (1/5/20)

Points
22-23 21, at NC State (1/19/23)
Career..... 21, 2x, last at NC State (1/19/23)

Rebounds
22-23 9, vs. Florida St. (2/9/23)
Career..... 15, vs. Robert Morris (12/12/21)

Assists
22-23 2, 3x, last vs. Florida (12/11/22)
Career..... 3*, vs. Stanford (2/14/20)

Steals
22-23 3, vs. Columbia (11/27/22)
Career..... 3, 6x, last vs. Columbia (11/27/22)

Blocks
22-23 3, vs. Florida St. (2/9/23)
Career..... 4, 4x, last at Boston Coll. (1/23/22)

Field Goals Made
22-23 8, at NC State (1/19/23)
Career..... 9, vs. Colorado (12/29/19)

Field Goals Attempted
22-23 11, 2x, last at Clemson (2/2/23)
Career..... 15, vs. Providence (12/16/19)

3-Point Field Goals Made
22-23
Career.....

3-Point Field Goals Attempted
22-23
Career..... 2, vs. Washington St (11/25/21)

Free Throws Made
22-23 6, at Wake Forst (1/29/23)
Career..... 9, vs. Oregon State (2/1/20)

Free Throws Attempted
22-23 8, 2x, last at Clemson (2/2/23)
Career..... 11, at Stanford (2/7/21)

Double-Doubles
22-23
Career... 4, last vs. Robert Morris (12/12/21)

Double-Digit Game
22-23 6
Career..... 33

2022-23 game-by-game

Opponent	Date	GS	MIN	Total		3-Pointers		Free throws		Rebounds				PF	A	TO	BLK	STL	PTS	AVG	
				FG-FGA	PCT	3FG-3FGA	PCT	FT-FTA	PCT	OFF	DEF	TOT	AVG								
UMES	11/07/2022	*	22:14	2-7	.286	0-0	.000	1-2	.500	4	2	6	6.0	4	1	1	0	2	5	5.0	
Stetson	11/10/2022	*	20:52	7-9	.778	0-0	.000	0-1	.000	4	3	7	6.5	0	2	2	1	1	14	9.5	
Boston U.	11/13/2022	*	10:16	2-4	.500	0-0	.000	2-2	1.000	0	2	2	5.0	2	0	3	0	0	6	8.3	
Fla. Atlantic	11/16/2022	*	14:33	1-2	.500	0-0	.000	4-5	.800	2	4	6	5.3	0	0	1	1	0	6	7.8	
at DePaul	11/20/2022	*	18:48	2-4	.500	0-0	.000	3-4	.750	2	0	2	4.6	3	1	3	0	0	7	7.6	
at Loyola Chicago	11/22/2022	*	14:46	5-8	.625	0-0	.000	0-0	.000	0	2	2	4.2	4	1	2	1	1	10	8.0	
N.C. A&T	11/25/2022	*	17:48	4-7	.571	0-0	.000	1-2	.500	3	1	4	4.1	3	0	1	1	1	9	8.1	
Columbia	11/27/2022	*	27:41	2-9	.222	0-0	.000	0-2	.000	4	2	6	4.4	5	1	1	2	3	4	7.6	
Michigan	12/01/2022	*	17:52	2-4	.500	0-0	.000	2-4	.500	4	0	4	4.3	5	1	2	0	2	6	7.4	
North Florida	12/04/2022	*	23:47	3-4	.750	0-0	.000	1-2	.500	1	2	3	4.2	0	2	1	0	1	7	7.4	
Florida	12/11/2022	*	30:41	0-6	.000	0-0	.000	3-4	.750	3	3	6	4.4	4	2	2	0	1	3	7.0	
at Florida St.	12/21/2022	*	26:38	2-7	.286	0-0	.000	2-2	1.000	5	3	8	4.7	4	0	2	2	1	6	6.9	
Notre Dame	12/29/2022	*	22:24	4-9	.444	0-0	.000	0-0	.000	0	2	2	4.5	3	0	2	1	2	8	7.0	
at Pittsburgh	01/01/2023	*	29:02	7-10	.700	0-0	.000	4-5	.800	1	2	3	4.4	2	1	4	0	0	18	7.8	
North Carolina	01/05/2023	*	16:45	2-4	.500	0-0	.000	0-0	.000	2	0	2	4.2	2	0	6	0	1	4	7.5	
Virginia Tech	01/08/2023	*	18:14	3-4	.750	0-0	.000	0-0	.000	0	3	3	4.1	4	1	0	0	0	6	7.4	
at Georgia Tech	01/12/2023	*	21:58	1-2	.500	0-0	.000	2-2	1.000	0	2	2	4.0	2	1	1	0	1	4	7.2	
Wake Forest	01/15/2023	*	09:23	1-4	.250	0-0	.000	0-0	.000	1	1	2	3.9	0	1	0	1	0	2	6.9	
at NC State	01/19/2023	*	28:19	8-11	.727	0-0	.000	5-8	.625	3	5	8	4.1	1	2	1	1	1	21	7.7	
Boston College	01/26/2023	*	12:35	1-5	.200	0-0	.000	0-0	.000	1	0	1	4.0	2	0	0	1	1	2	7.4	
at Wake Forest	01/29/2023	*	20:16	3-4	.750	0-0	.000	6-6	1.000	1	4	5	4.0	2	0	2	2	1	12	7.6	
at Clemson	02/02/2023	*	30:39	5-11	.455	0-0	.000	5-8	.625	3	1	4	4.0	4	0	1	2	1	15	8.0	
Georgia Tech	02/05/2023	*	24:08	2-6	.333	0-0	.000	2-2	1.000	4	3	7	4.1	3	1	1	0	2	6	7.9	
Florida St.	02/09/2023	*	23:18	0-3	.000	0-0	.000	0-0	.000	2	7	9	4.3	5	3	0	3	0	0	7.5	
Totals			24	502:57	69-144	.479	0-0	.000	43-61	.705	50	54	104	4.3	64	21	39	19	23	181	7.5

Player Averages

Games Played	Minutes/game	Points/game	FG Pct	3FG Pct	FT Pct	Rebounds/game	Assists/game	Turnovers/game	Assist/Turnover ratio	Steals/game	Blocks/game
24	21.0	7.5	47.9	0.0	70.5	4.3	0.9	1.6	0.5	1.0	0.8

CAREER STATS

SEASON	TEAM	GP-GS	MIN/AVG	Field Goals		3-Point		F-Throws		Rebounds				Scoring						
				FG-FGA	FG%	3FG-3FGA	3FG%	FT-FTA	FT%	OFF	DEF	TOT	AVG	PF-FO	A	TO	BLK	STL	PTS	AVG
2019-20	Utah	31-29	722/23.3	136-236	.576	0-0	.000	62-85	.729	63	119	182	5.9	108-3	38	68	34	25	334	10.8
2020-21	Utah	21-9	315/15.0	35-91	.385	0-2	.000	28-47	.596	33	54	87	4.1	56-3	9	36	12	10	98	4.7
2021-22	UM	34-34	661/19.5	99-187	.529	0-3	.000	40-58	.690	59	106	165	4.9	95-3	20	61	28	24	238	7.0
2022-23	UM	24-24	503/21.0	69-144	.479	0-0	.000	43-61	.705	50	54	104	4.3	64-3	21	39	19	23	181	7.5
TOTAL FOR UM		58-58	1164/20.1	168-331	.508	0-3	.000	83-119	.697	109	160	269	4.6	159-6	41	100	47	47	419	7.2
TOTAL		110-96	2201/20.0	339-658	.515	0-5	.000	173-251	.689	205	333	538	4.9	323-12	88	204	93	82	851	7.7



F • Chiso Okafor
So. • 6-1 • Mataró, Spain

22

- Will miss the 2022-23 season due to offseason surgery
- Recorded her first points as a Cane in the 2021-22 season opener against Jackson State
- Competed at the 2019 FIBA U16 Women's European Championship in Skopje, Macedonia; averaged 11.6 points and 7.3 rebounds over seven games
- In a victory over France, tallied 23 points and 10 rebounds for second double-double of the tournament

PLAYER HIGHS

2022-23 game-by-game

Minutes

22-23
Career..... 7, 2x, last vs. Indiana (11/27/21)

Points

22-23
Career..... 2, vs. Jackson State (11/9/21)

Rebounds

22-23
Career..... 2, 2x, last vs. Indiana (11/27/21)

Assists

22-23
Career..... 1, vs. Stetson (11/14/21)

Steals

22-23
Career..... 1, vs. FAU (11/18/21)

Blocks

22-23
Career..... 1, vs. Beth-Cook (11/12/21)

Field Goals Made

22-23
Career..... 1, vs. Jackson State (11/9/21)

Field Goals Attempted

22-23
Career..... 2, 2x, last vs. Indiana (11/27/21)

3-Point Field Goals Made

22-23
Career.....

3-Point Field Goals Attempted

22-23
Career.....

Free Throws Made

22-23
Career..... 1, vs. Indiana (11/27/21)

Free Throws Attempted

22-23
Career..... 4, vs. Indiana (11/27/21)

Double-Doubles

22-23
Career.....

Double-Digit Game

22-23
Career.....

CAREER STATS

				Field Goals		3-Point		F-Throws		Rebounds				Scoring						
SEASON	TEAM	GP-GS	MIN/AVG	FG-FGA	FG%	3FG-3FGA	3FG%	FT-FTA	FT%	OFF	DEF	TOT	AVG	PF-FO	A	TO	BLK	STL	PTS	AVG
2021-22	UM	7-0	26/3.7	1-4	.250	0-0	.000	1-4	.250	2	4	6	0.9	4-0	1	6	1	1	3	0.4
TOTAL		7-0	26/3.7	1-4	.250	0-0	.000	1-4	.250	2	4	6	0.9	4-0	1	6	1	1	3	0.4



F • Lazaria Spearman
Fr. • 6-4 • Dacula, Ga.

- Recorded her second career double-double with 10 points and 11 rebounds against Florida (12/11)
- No. 26 recruit (ASGR Basketball) and No. 30 recruit (espnW HoopGurlz)
- Gwinnett Daily Post All Region 8-AAAAAA Player of the Year
- Dacula's all-time leading scorer and rebounder
- Named to Naismith High School Trophy Underclassmen Girls Watch List
- Invited to 2022 U.S. U18 National Team Trials
- Two-time Gwinnett Daily Post Super Six honoree
- Second-best player from Georgia in 2022 class

32

PLAYER HIGHS

Minutes

22-23 19, 2x, last vs. FAU (11/17/22)
Career..... 19, 2x, last vs. FAU (11/17/22)

Points

22-23 19, at DePaul (11/20/22)
Career..... 19, at DePaul (11/20/22)

Rebounds

22-23 11, vs. Florida (12/11/22)
Career..... 11, vs. Florida (12/11/22)

Assists

22-23 2, vs. UNF (12/4/22)
Career..... 2, vs. UNF (12/4/22)

Steals

22-23 2, 4x, last vs. Wake Forest (1/15/23)
Career..... 2, 4x, last vs. Wake Forest (1/15/23)

Blocks

22-23 2, vs. Boston College (1/26/23)
Career..... 2, vs. Boston College (1/26/23)

Field Goals Made

22-23 7, at DePaul (11/20/22)
Career..... 7, at DePaul (11/20/22)

Field Goals Attempted

22-23 11, vs. FAU (11/17/22)
Career..... 11, vs. FAU (11/17/22)

3-Point Field Goals Made

22-23
Career.....

3-Point Field Goals Attempted

22-23 1, 2x, last vs. Boston U (11/13/22)
Career..... 1, 2x, last vs. Boston U (11/13/22)

Free Throws Made

22-23 5, at DePaul (11/20/22)
Career..... 5, at DePaul (11/20/22)

Free Throws Attempted

22-23 7, vs. NC A&T (11/25/22)
Career..... 7, vs. NC A&T (11/25/22)

Double-Doubles

22-23 2
Career..... 2, last vs. Florida (12/11/22)

Double-Digit Game

22-23 5
Career..... 5

2022-23 game-by-game

Opponent	Date	GS	MIN	Total		3-Pointers		Free throws		Rebounds				PF	A	TO	BLK	STL	PTS	AVG		
				FG-FGA	PCT	3FG-3FGA	PCT	FT-FTA	PCT	OFF	DEF	TOT	AVG									
UMES	11/07/2022		18:21	2-7	.286	0-1	.000	2-3	.667	3	1	4	4.0	3	1	3	0	2	6	6.0		
Stetson	11/10/2022		19:08	2-4	.500	0-0	.000	3-5	.600	1	7	8	6.0	2	0	2	0	1	7	6.5		
Boston U.	11/13/2022		14:09	4-8	.500	0-1	.000	2-2	1.000	3	5	8	6.7	4	0	3	0	0	10	7.7		
Fla. Atlantic	11/16/2022		19:16	6-11	.545	0-0	.000	3-5	.600	6	4	10	7.5	0	0	1	1	2	15	9.5		
at DePaul	11/20/2022		17:33	7-7	1.000	0-0	.000	5-5	1.000	0	1	1	6.2	3	0	0	0	0	19	11.4		
at Loyola Chicago	11/22/2022		12:59	1-3	.333	0-0	.000	1-2	.500	0	2	2	5.5	4	0	1	0	1	3	10.0		
N.C. A&T	11/25/2022		19:56	4-6	.667	0-0	.000	4-7	.571	4	1	5	5.4	2	0	1	0	2	12	10.3		
Columbia	11/27/2022		05:27	0-1	.000	0-0	.000	0-0	.000	0	1	1	4.9	1	0	1	1	0	0	9.0		
Michigan	12/01/2022		22:08	2-5	.400	0-0	.000	0-0	.000	3	4	7	5.1	4	2	3	0	0	4	8.4		
North Florida	12/04/2022		16:13	1-1	1.000	0-0	.000	2-2	1.000	2	2	4	5.0	3	2	0	0	0	4	8.0		
Florida	12/11/2022		15:33	4-9	.444	0-0	.000	2-4	.500	6	5	11	5.5	3	0	1	1	1	10	8.2		
at Florida St.	12/21/2022		07:00	0-1	.000	0-0	.000	0-2	.000	2	0	2	5.3	4	0	0	0	0	0	7.5		
Notre Dame	12/29/2022		08:31	2-3	.667	0-0	.000	0-0	.000	1	0	1	4.9	2	0	1	1	0	4	7.2		
at Pittsburgh	01/01/2023		09:51	1-2	.500	0-0	.000	1-3	.333	1	4	5	4.9	1	0	2	0	0	3	6.9		
North Carolina	01/05/2023		20:52	2-4	.500	0-1	.000	3-6	.500	2	5	7	5.1	2	0	1	0	1	7	6.9		
Virginia Tech	01/08/2023		08:10	0-0	.000	0-0	.000	0-0	.000	0	0	0	4.8	4	0	2	0	0	0	6.5		
at Georgia Tech	01/12/2023		14:46	4-5	.800	0-0	.000	0-0	.000	0	1	1	4.5	0	0	0	0	1	8	6.6		
Wake Forest	01/15/2023		15:58	3-4	.750	0-0	.000	0-2	.000	1	4	5	4.6	2	0	1	1	2	6	6.6		
at NC State	01/19/2023		08:17	2-3	.667	0-0	.000	0-0	.000	1	0	1	4.4	0	0	0	0	1	4	6.4		
Boston College	01/26/2023		11:29	2-5	.400	0-0	.000	3-3	1.000	3	0	3	4.3	3	0	0	2	0	7	6.5		
at Wake Forest	01/29/2023		18:04	2-7	.286	0-1	.000	3-4	.750	1	4	5	4.3	2	1	2	0	0	7	6.5		
at Clemson	02/02/2023		14:22	2-6	.333	0-0	.000	0-0	.000	0	4	4	4.3	3	0	1	1	1	4	6.4		
Georgia Tech	02/05/2023		07:09	1-3	.333	0-1	.000	0-0	.000	1	1	2	4.2	4	0	0	1	0	2	6.2		
Florida St.	02/09/2023		07:24	3-3	1.000	0-0	.000	0-1	.000	1	0	1	4.1	1	0	0	0	0	6	6.2		
Totals				0	332:36	57-108	.528	0-5	.000	34-56	.607	42	56	98	4.1	57	6	26	9	15	148	6.2

Player Averages

Games Played	Minutes/game	Points/game	FG Pct	3FG Pct	FT Pct	Rebounds/game	Assists/game	Turnovers/game	Assist/Turnover ratio	Steals/game	Blocks/game
24	13.9	6.2	52.8	0.0	60.7	4.1	0.3	1.1	0.2	0.6	0.4

CAREER STATS

SEASON	TEAM	GP-GS	MIN/AVG	Field Goals		3-Point		F-Throws		Rebounds				Scoring						
				FG-FGA	FG%	3FG-3FGA	3FG%	FT-FTA	FT%	OFF	DEF	TOT	AVG	PF-FO	A	TO	BLK	STL	PTS	AVG
2022-23	UM	24-0	333/13.9	57-108	.528	0-5	.000	34-56	.607	42	56	98	4.1	57-0	6	26	9	15	148	6.2
TOTAL		24-0	333/13.9	57-108	.528	0-5	.000	34-56	.607	42	56	98	4.1	57-0	6	26	9	15	148	6.2



F • Latasha Lattimore
So. • 6-4 • Toronto, Ontario, Canada

35

- Will miss the remainder of the 2022-23 season with an ACL injury sustained in early December
- Posted a breakout game against BU, totaling 25 points and 10 rebounds for her second career double-double
- Played in all 32 games as a freshman at Texas
- Totaled three double-digit games in 2021-22
- Helped Texas to the 2022 Big 12 Championship title and NCAAT Elite Eight
- No. 38 prospect coming out of high school in the class of 2021
- Top-ranked Canadian player per ESPN
- Played on the Canadian U23 Women's National Team at GLOBL JAM in 2022

PLAYER HIGHS

Minutes

22-23 22, vs. Boston U (11/13/22)
Career.....30, at Texas Tech (2/9/22)*

Points

22-23 25, vs. Boston U (11/13/22)
Career.....25, vs. Boston U (11/13/22)

Rebounds

22-23 10, vs. Boston U (11/13/22)
Career...10, 2x, last vs. Boston U (11/13/22)

Assists

22-23 1, 4x, last vs. NC A&T (11/25/22)
Career.....3, vs. New Orleans (11/9/21)*

Steals

22-23 3, vs. NC A&T (11/25/22)
Career..... 4, vs. UTRGV (1/9/22)*

Blocks

22-23 2, at Loyola (11/22/22)
Career.....3, at Texas Tech (2/9/22)*

Field Goals Made

22-23 10, vs. Boston U (11/13/22)
Career..... 10, vs. Boston U (11/13/22)

Field Goals Attempted

22-23 14, vs. Boston U (11/13/22)
Career..... 14, vs. Boston U (11/13/22)

3-Point Field Goals Made

22-23 1, 2x, last vs. NC A&T (11/25/22)
Career..... 1, 2x, last vs. NC A&T (11/25/22)

3-Point Field Goals Attempted

22-23 1, 4x, last vs. NC A&T (11/25/22)
Career..... 1, 8x, last vs. NC A&T (11/25/22)

Free Throws Made

22-23 5, vs. UMES (11/7/22)
Career.. 2, 4x, last vs. Oklahoma St. (3/5/22)*

Free Throws Attempted

22-23 7, vs. UMES (11/7/22)
Career.....6, vs. Idaho (12/11/21)

Double-Doubles

22-23 1
Career..... 2, last vs. Boston U (11/13/22)

Double-Digit Game

22-23 2
Career..... 5

2022-23 game-by-game

Opponent	Date	GS	MIN	Total		3-Pointers		Free throws		Rebounds				Other						
				FG-FGA	PCT	3FG-3FGA	PCT	FT-FTA	PCT	OFF	DEF	TOT	AVG	PF	A	TO	BLK	STL	PTS	AVG
UMES	11/07/2022		10:11	3-5	.600	0-0	.000	5-7	.714	4	1	5	5.0	1	1	1	1	0	11	11.0
Stetson	11/10/2022		15:16	0-1	.000	0-1	.000	2-2	1.000	0	2	2	3.5	2	1	4	0	0	2	6.5
Boston U.	11/13/2022		21:55	10-14	.714	1-1	1.000	4-5	.800	4	6	10	5.7	1	0	1	1	0	25	12.7
Fla. Atlantic	11/16/2022		22:15	3-6	.500	0-1	.000	1-2	.500	0	1	1	4.5	1	1	1	1	1	7	11.3
at DePaul	11/20/2022		07:34	1-1	1.000	0-0	.000	0-0	.000	0	0	0	3.6	0	0	0	0	0	2	9.4
at Loyola Chicago	11/22/2022		14:20	3-6	.500	0-0	.000	0-0	.000	0	2	2	3.3	1	0	1	2	1	6	8.8
N.C. A&T	11/25/2022		18:07	3-6	.500	1-1	1.000	0-1	.000	2	4	6	3.7	0	1	0	0	3	7	8.6
Columbia	11/27/2022		10:12	2-4	.500	0-0	.000	0-0	.000	0	1	1	3.4	0	0	0	0	0	4	8.0
Michigan	12/01/2022		08:24	2-4	.500	0-0	.000	1-1	1.000	1	1	2	3.2	0	0	1	2	0	5	7.7
Totals		0	128:14	27-47	.574	2-4	.500	13-18	.722	11	18	29	3.2	6	4	9	7	5	69	7.7

Player Averages

Games Played	Minutes/game	Points/game	FG Pct	3FG Pct	FT Pct	Rebounds/game	Assists/game	Turnovers/game	Assist/Turnover ratio	Steals/game	Blocks/game
9	14.2	7.7	57.4	50.0	72.2	3.2	0.4	1.0	0.4	0.6	0.8

CAREER STATS

SEASON	TEAM	GP-GS	MIN/AVG	Field Goals		3-Point		F-Throws		Rebounds				Scoring						
				FG-FGA	FG%	3FG-3FGA	3FG%	FT-FTA	FT%	OFF	DEF	TOT	AVG	PF-FO	A	TO	BLK	STL	PTS	AVG
2021-22	UT	32-1	330/10.3	44-87	.506	0-5	.000	15-39	.385	38	51	89	2.8	32-0	8	30	20	10	103	3.2
2022-23	UM	9-0	128/14.2	27-47	.574	2-4	.500	13-18	.722	11	18	29	3.2	6-0	4	9	7	5	69	7.7
TOTAL FOR UM	9-0	128/14.2	27-47	.574	2-4	.500	13-18	.722	11	18	29	3.2	6-0	4	9	7	5	69	7.7	
TOTAL	41-1	458/11.2	71-134	.530	2-9	.222	28-57	.491	49	69	118	2.9	38-0	12	39	27	15	172	4.2	



C • Kyla Oldacre
Fr. • 6-6 • Mason, Ohio

- Played her first game as a Hurricane at Florida State (12/21)
- 2022 McDonald's All-American
- No. 25 recruit in the country, according to espnW HoopGurlz
- Fifth-best post player in the 2022 class
- All-Ohio first-team honoree as a senior
- Helped Mason to a state runner-up finish in 2022 Division I championship
- Invited to 2022 U.S. U18 National Team Trials
- Earned MVP honors at Nike Nationals in 2021 after registering two 20-point outings



PLAYER HIGHS

Minutes

22-23 ..16, 2x, last vs. Boston College (1/26/23)
Career...16, 2x, last vs. Boston College (1/26/23)

Points

22-239, vs. Virginia Tech (1/8/23)
Career.....9, vs. Virginia Tech (1/8/23)

Rebounds

22-235, 3x, last vs. Florida St. (2/9/23)
Career.....5, 3x, last vs. Florida St. (2/9/23)

Assists

22-231, vs. Boston College (1/26/23)
Career.....1, vs. Boston College (1/26/23)

Steals

22-233, vs. UNC (1/5/23)
Career.....3, vs. UNC (1/5/23)

Blocks

22-231, 4x, last vs. Florida St. (2/9/23)
Career.....1, 4x, last vs. Florida St. (2/9/23)

Field Goals Made

22-234, vs. Wake Forest (1/15/23)
Career.....4, vs. Wake Forest (1/15/23)

Field Goals Attempted

22-236, vs. Wake Forest (1/15/23)
Career.....6, vs. Wake Forest (1/15/23)

3-Point Field Goals Made

22-23
Career.....

3-Point Field Goals Attempted

22-23
Career.....

Free Throws Made

22-235, vs. Virginia Tech (1/8/23)
Career.....5, vs. Virginia Tech (1/8/23)

Free Throws Attempted

22-236, vs. Virginia Tech (1/8/23)
Career.....6, vs. Virginia Tech (1/8/23)

Double-Doubles

22-23
Career.....

Double-Digit Game

22-23
Career.....

2022-23 game-by-game

Opponent	Date	GS	MIN	Total		3-Pointers		Free throws		Rebounds				PF	A	TO	BLK	STL	PTS	AVG
				FG-FGA	PCT	3FG-3FGA	PCT	FT-FTA	PCT	OFF	DEF	TOT	AVG							
at Florida St.	12/21/2022		04:09	1-1	1.000	0-0	.000	0-0	.000	0	0	0	0.0	2	0	1	0	0	2	2.0
Notre Dame	12/29/2022		09:05	1-3	.333	0-0	.000	2-2	1.000	1	1	2	1.0	2	0	0	0	0	4	3.0
at Pittsburgh	01/01/2023		07:41	3-5	.600	0-0	.000	1-2	.500	2	3	5	2.3	4	0	4	1	1	7	4.3
North Carolina	01/05/2023		12:31	1-3	.333	0-0	.000	0-0	.000	1	2	3	2.5	2	1	2	0	3	2	3.8
Virginia Tech	01/08/2023		13:36	2-6	.333	0-0	.000	5-6	.833	3	1	4	2.8	2	0	2	0	1	9	4.8
at Georgia Tech	01/12/2023		07:35	1-1	1.000	0-0	.000	0-0	.000	0	0	0	2.3	1	0	0	0	0	2	4.3
Wake Forest	01/15/2023		16:26	4-6	.667	0-0	.000	0-0	.000	2	3	5	2.7	2	0	1	0	1	8	4.9
at NC State	01/19/2023		06:37	0-1	.000	0-0	.000	0-0	.000	0	0	0	2.4	0	0	0	0	1	0	4.3
Boston College	01/26/2023		15:56	2-2	1.000	0-0	.000	1-2	.500	0	4	4	2.6	2	1	2	1	1	5	4.3
at Wake Forest	01/29/2023		03:07	0-1	.000	0-0	.000	0-0	.000	0	0	0	2.3	0	0	0	1	0	0	3.9
Georgia Tech	02/05/2023		11:43	1-3	.333	0-0	.000	2-2	1.000	2	2	4	2.5	0	0	0	0	4	3.9	
Florida St.	02/09/2023		09:18	0-3	.000	0-0	.000	0-0	.000	2	3	5	2.7	1	0	1	1	1	0	3.6
Totals			0 117:44	16-35	.457	0-0	.000	11-14	.786	13	19	32	2.7	18	2	13	4	9	43	3.6

Player Averages

Games Played	Minutes/game	Points/game	FG Pct	3FG Pct	FT Pct	Rebounds/game	Assists/game	Turnovers/game	Assist/Turnover ratio	Steals/game	Blocks/game
12	9.8	3.6	45.7	0.0	78.6	2.7	0.2	1.1	0.2	0.8	0.3

CAREER STATS

SEASON	TEAM	GP-GS	MIN/AVG	Field Goals		3-Point		F-Throws		Rebounds				Scoring						
				FG-FGA	FG%	3FG-3FGA	3FG%	FT-FTA	FT%	OFF	DEF	TOT	AVG	PF-FO	A	TO	BLK	STL	PTS	AVG
2022-23	UM	12-0	118/9.8	16-35	.457	0-0	.000	11-14	.786	13	19	32	2.7	18-0	2	13	4	9	43	3.6
TOTAL		12-0	118/9.8	16-35	.457	0-0	.000	11-14	.786	13	19	32	2.7	18-0	2	13	4	9	43	3.6



2022-23 OVERALL STATS

Game Records

Record	Overall	Home	Away	Neutral
ALL GAMES	16-8	12-4	4-4	0-0
CONFERENCE	9-4	6-1	3-3	0-0
NON-CONFERENCE	7-4	6-3	1-1	0-0

Score by Periods

Team	1st	2nd	3rd	4th	OT	TOT
Miami (FL)	434	403	494	412	15	1758
Opponents	378	339	383	401	15	1516

Team Box Score

No.	Player				Total		3-Point		F-Throw		Rebounds								PTS	AVG		
		GP-GS	MIN	AVG	FG-FGA	FG%	3FG-3FGA	3FG%	FT-FTA	FT%	OFF	DEF	TOT	AVG	PF	DQ	A	TO			BLK	STL
14	CAVINDER, Haley	24-24	722:31	30.1	104-256	.406	49-119	.412	50-54	.926	31	81	112	4.7	39	0	64	37	1	18	307	12.8
3	HARDEN, Destiny	22-21	596:44	27.1	98-220	.445	24-83	.289	48-68	.706	31	85	116	5.3	49	0	46	45	4	42	268	12.2
4	ROBERTS, Jasmynne	24-10	510:18	21.3	72-158	.456	21-56	.375	39-55	.709	34	86	120	5.0	44	1	34	23	5	17	204	8.5
12	WILLIAMS, Ja'Leah	24-24	600:09	25.0	76-179	.425	6-23	.261	30-47	.638	34	47	81	3.4	44	0	65	63	3	33	188	7.8
35	LATTIMORE, Latasha	9-0	128:14	14.2	27-47	.574	2-4	.500	13-18	.722	11	18	29	3.2	6	0	4	9	7	5	69	7.7
21	PENDANDE, Lola	24-24	502:57	21.0	69-144	.479	0-0	.000	43-61	.705	50	54	104	4.3	64	3	21	39	19	23	181	7.5
13	DWYER, Lashae	24-0	381:07	15.9	58-107	.542	5-17	.294	33-44	.750	25	42	67	2.8	46	1	30	46	5	37	154	6.4
32	SPEARMAN, Lazaria	24-0	332:36	13.9	57-108	.528	0-5	.000	34-56	.607	42	56	98	4.1	57	0	6	26	9	15	148	6.2
15	CAVINDER, Hanna	23-0	395:16	17.2	31-87	.356	16-57	.281	19-23	.826	6	31	37	1.6	19	0	40	13	0	14	97	4.2
44	OLDACRE, Kyla	12-0	117:44	9.8	16-35	.457	0-0	.000	11-14	.786	13	19	32	2.7	18	0	2	13	4	9	43	3.6
5	ERJAVEC, Karla	24-17	481:16	20.1	34-119	.286	11-64	.172	5-6	.833	2	36	38	1.6	19	0	48	40	1	17	84	3.5
0	SALGUES, Kenza	9-0	41:49	4.6	4-23	.174	3-20	.150	0-0	.000	2	4	6	0.7	3	0	2	2	0	0	11	1.2
1	JOHNSON SIDI BABA, Moulayna	7-0	39:19	5.6	1-4	.250	0-0	.000	2-3	.667	1	6	7	1.0	1	0	0	3	0	0	4	0.6
Team											51	49	100				21					
Total		24	4850		647-1487	.435	137-448	.306	327-449	.728	333	614	947	39.5	409	5	362	380	58	230	1758	73.3
Opponents		24	4850		554-1346	.412	139-446	.312	269-388	.693	220	549	769	32.0	417	7	345	434	81	157	1516	63.2

Team Statistics

	UM	OPP
Scoring	1758	1516
Points per game	73.3	63.2
Scoring margin	+10.1	-
Field goals-att	647-1487	554-1346
Field goal pct	.435	.412
3 point fg-att	137-448	139-446
3-point FG pct	.306	.312
3-pt FG made per game	5.7	5.8
Free throws-att	327-449	269-388
Free throw pct	.728	.693
F-Throws made per game	13.6	11.2
Rebounds	947	769
Rebounds per game	39.5	32.0
Rebounding margin	+7.4	-
Assists	362	345
Assists per game	15.1	14.4
Turnovers	380	434
Turnovers per game	15.8	18.1
Turnover margin	+2.3	-
Assist/turnover ratio	1.0	0.8
Steals	230	157
Steals per game	9.6	6.5
Blocks	58	81
Blocks per game	2.4	3.4
Winning streak	3	-
Home win streak	6	-
Attendance	31369	14446
Home games-Avg/Game	16-1961	8-1806
Neutral site-Avg/Game	-	0-0

Team Results

Date	Opponent		Score	Att.
11/07/2022	UMES	W	83-51	1548
11/10/2022	Stetson	W	80-56	3068
11/13/2022	Boston U.	W	81-46	1708
11/16/2022	Fla. Atlantic	W	75-42	1585
11/20/2022	at DePaul	L	83-98	1237
11/22/2022	at Loyola Chicago	W	63-45	391
11/25/2022	N.C. A&T	W	97-54	1605
11/27/2022	Columbia	L	71-78	1658
12/01/2022	Michigan	L	64-76	1830
12/04/2022	North Florida	W	85-45	1591
12/11/2022	Florida	Lot	73-76	3251
12/21/2022	at Florida St.	L	85-92	3022
12/29/2022	Notre Dame	L	63-66	2153
01/01/2023	at Pittsburgh	W	74-67	636
01/05/2023	North Carolina	W	62-58	2044
01/08/2023	Virginia Tech	W	77-66	1639
01/12/2023	at Georgia Tech	W	69-60	1434
01/15/2023	Wake Forest	W	55-43	1892
01/19/2023	at NC State	L	61-71	5500
01/26/2023	Boston College	W	86-65	2111
01/29/2023	at Wake Forest	L	52-55	1225
02/02/2023	at Clemson	Wot	69-66	1001
02/05/2023	Georgia Tech	W	64-58	3686
02/09/2023	Florida St.	W	86-82	0



2022-23 ACC STATS

Game Records

Record	Overall	Home	Away	Neutral
ALL GAMES	9-4	6-1	3-3	0-0
CONFERENCE	9-4	6-1	3-3	0-0
NON-CONFERENCE	0-0	0-0	0-0	0-0

Score by Periods

Team	1st	2nd	3rd	4th	OT	TOT
Miami (FL)	208	200	268	220	7	903
Opponents	218	204	211	212	4	849

Team Box Score

No.	Player				Total		3-Point		F-Throw		Rebounds								PTS	AVG		
		GP-GS	MIN	AVG	FG-FGA	FG%	3FG-3FGA	3FG%	FT-FTA	FT%	OFF	DEF	TOT	AVG	PF	DQ	A	TO			BLK	STL
14	CAVINDER, Haley	13-13	421:02	32.4	59-152	.388	26-62	.419	37-39	.949	16	45	61	4.7	23	0	33	24	0	9	181	13.9
3	HARDEN, Destiny	11-10	331:20	30.1	53-126	.421	7-41	.171	24-35	.686	14	45	59	5.4	24	0	21	27	1	24	137	12.5
4	ROBERTS, Jasmyne	13-10	345:11	26.6	53-107	.495	15-37	.405	23-32	.719	22	59	81	6.2	27	1	21	16	2	10	144	11.1
21	PENDANDE, Lola	13-13	283:38	21.8	39-80	.488	0-0	.000	26-33	.788	23	33	56	4.3	34	1	10	20	13	11	104	8.0
12	WILLIAMS, Ja'Leah	13-13	323:10	24.9	30-81	.370	1-7	.143	11-15	.733	15	28	43	3.3	20	0	35	32	0	13	72	5.5
13	DWYER, Lashae	13-0	167:23	12.9	22-42	.524	2-5	.400	19-23	.826	11	21	32	2.5	23	1	15	21	2	14	65	5.0
15	CAVINDER, Hanna	12-0	219:46	18.3	17-46	.370	11-32	.344	9-10	.900	3	13	16	1.3	10	0	22	4	0	7	54	4.5
32	SPEARMAN, Lazaria	13-0	151:54	11.7	24-46	.522	0-3	.000	10-21	.476	14	23	37	2.8	28	0	1	10	6	6	58	4.5
44	OLDACRE, Kyla	12-0	117:44	9.8	16-35	.457	0-0	.000	11-14	.786	13	19	32	2.7	18	0	2	13	4	9	43	3.6
5	ERJAVEC, Karla	13-6	237:55	18.3	19-58	.328	3-26	.115	3-4	.750	2	14	16	1.2	10	0	25	18	0	6	44	3.4
1	JOHNSON SIDI BABA, Moulayna	4-0	21:52	5.5	0-2	.000	0-0	.000	1-2	.500	0	5	5	1.3	1	0	0	2	0	0	1	0.3
0	SALGUES, Kenza	3-0	04:04	1.4	0-3	.000	0-3	.000	0-0	.000	0	1	1	0.3	0	0	0	0	0	0	0	0.0
Team											28	24	52				11					
Total		13	2625		332-778	.427	65-216	.301	174-228	.763	161	330	491	37.8	218	3	185	198	28	109	903	69.5
Opponents		13	2625		311-749	.415	80-246	.325	147-211	.697	122	299	421	32.4	208	2	199	200	47	90	849	65.3

Team Statistics

	UM	OPP
Scoring	903	849
Points per game	69.5	65.3
Scoring margin	+4.2	-
Field goals-att	332-778	311-749
Field goal pct	.427	.415
3 point fg-att	65-216	80-246
3-point FG pct	.301	.325
3-pt FG made per game	5.0	6.2
Free throws-att	174-228	147-211
Free throw pct	.763	.697
F-Throws made per game	13.4	11.3
Rebounds	491	421
Rebounds per game	37.8	32.4
Rebounding margin	+5.4	-
Assists	185	199
Assists per game	14.2	15.3
Turnovers	198	200
Turnovers per game	15.2	15.4
Turnover margin	+0.2	-
Assist/turnover ratio	0.9	1.0
Steals	109	90
Steals per game	8.4	6.9
Blocks	28	47
Blocks per game	2.2	3.6
Winning streak	3	-
Home win streak	6	-
Attendance	13525	12818
Home games-Avg/Game	7-1932	6-2136
Neutral site-Avg/Game	-	0-0

Team Results

Date	Opponent		Score	Att.
12/21/2022	at Florida St.	L	85-92	3022
12/29/2022	Notre Dame	L	63-66	2153
01/01/2023	at Pittsburgh	W	74-67	636
01/05/2023	North Carolina	W	62-58	2044
01/08/2023	Virginia Tech	W	77-66	1639
01/12/2023	at Georgia Tech	W	69-60	1434
01/15/2023	Wake Forest	W	55-43	1892
01/19/2023	at NC State	L	61-71	5500
01/26/2023	Boston College	W	86-65	2111
01/29/2023	at Wake Forest	L	52-55	1225
02/02/2023	at Clemson	Wot	69-66	1001
02/05/2023	Georgia Tech	W	64-58	3686
02/09/2023	Florida St.	W	86-82	0



MIAMI GAME-BY-GAME

Opponent	Date	Score	W/L	Total		3-Pointers		Free throws		Rebounds				Other Stats						
				FG-FGA	PCT	3FG-3FGA	PCT	FT-FTA	PCT	OFF	DEF	TOT	AVG	PF	A	TO	BLK	STL	PTS	AVG
UMES	11/07/2022	83-51	W	29-75	.387	6-30	.200	19-27	.704	26	26	52	52.0	16	16	20	5	15	83	83.0
Stetson	11/10/2022	80-56	W	26-56	.464	6-19	.316	22-31	.710	12	32	44	48.0	14	14	16	3	8	80	81.5
Boston U.	11/13/2022	81-46	W	31-70	.443	8-21	.381	11-12	.917	15	29	44	46.7	16	23	15	1	12	81	81.3
Fla. Atlantic	11/16/2022	75-42	W	31-73	.425	4-20	.200	9-15	.600	18	32	50	47.5	15	19	12	5	11	75	79.8
at DePaul	11/20/2022	83-98	L	28-59	.475	7-19	.368	20-26	.769	13	16	29	43.8	20	12	21	0	11	83	80.4
at Loyola Chicago	11/22/2022	63-45	W	29-62	.468	3-16	.188	2-3	.667	8	33	41	43.3	15	17	12	5	6	63	77.5
N.C. A&T	11/25/2022	97-54	W	33-62	.532	10-20	.500	21-30	.700	14	24	38	42.6	16	17	15	1	17	97	80.3
Columbia	11/27/2022	71-78	L	28-68	.412	5-16	.313	10-18	.556	14	29	43	42.6	21	12	14	4	8	71	79.1
Michigan	12/01/2022	64-76	L	24-57	.421	3-14	.214	13-21	.619	19	20	39	42.2	26	11	28	3	9	64	77.4
North Florida	12/04/2022	85-45	W	31-63	.492	12-32	.375	11-15	.733	15	20	35	41.5	13	21	14	1	18	85	78.2
Florida	12/11/2022	73-76	Lot	25-64	.391	8-25	.320	15-23	.652	18	23	41	41.5	19	15	15	2	6	73	77.7
at Florida St.	12/21/2022	85-92	L	31-73	.425	9-21	.429	14-17	.824	18	22	40	41.3	22	16	17	2	9	85	78.3
Notre Dame	12/29/2022	63-66	L	25-72	.347	2-14	.143	11-14	.786	14	23	37	41.0	18	13	13	2	15	63	77.2
at Pittsburgh	01/01/2023	74-67	W	27-60	.450	8-24	.333	12-18	.667	14	30	44	41.2	20	17	24	1	9	74	76.9
North Carolina	01/05/2023	62-58	W	21-51	.412	8-18	.444	12-16	.750	7	28	35	40.8	18	13	20	0	9	62	75.9
Virginia Tech	01/08/2023	77-66	W	26-49	.531	7-16	.438	18-21	.857	5	24	29	40.1	16	13	9	0	2	77	76.0
at Georgia Tech	01/12/2023	69-60	W	26-52	.500	5-17	.294	12-15	.800	6	20	26	39.2	13	18	15	1	9	69	75.6
Wake Forest	01/15/2023	55-43	W	21-53	.396	2-16	.125	11-17	.647	9	27	36	39.1	12	16	14	2	7	55	74.4
at NC State	01/19/2023	61-71	L	25-56	.446	3-16	.188	8-11	.727	8	20	28	38.5	14	12	16	2	8	61	73.7
Boston College	01/26/2023	86-65	W	32-68	.471	4-13	.308	18-25	.720	15	22	37	38.4	19	16	13	5	22	86	74.4
at Wake Forest	01/29/2023	52-55	L	18-43	.419	1-11	.091	15-17	.882	10	24	34	38.2	16	8	14	5	1	52	73.3
at Clemson	02/02/2023	69-66	Wot	29-69	.420	2-14	.143	9-16	.563	16	31	47	38.6	17	12	16	3	7	69	73.1
Georgia Tech	02/05/2023	64-58	W	24-66	.364	3-14	.214	13-16	.813	21	30	51	39.1	14	12	17	1	8	64	72.7
Florida St.	02/09/2023	86-82	W	27-66	.409	11-22	.500	21-25	.840	18	29	47	39.5	19	19	10	4	3	86	73.3
Total		1758		647-1487	.435	137-448	.306	327-449	.728	333	614	947	39.5	409	362	380	58	230	1758	73.3
Opponents		1516		554-1346	.412	139-446	.312	269-388	.693	220	549	769	32.0	417	345	434	81	157	1516	63.2

Miami (FL) Averages

Games Played	Points/game	FG Pct	3FG Pct	FT Pct	Rebounds/game	Assists/game	Turnovers/game	Assist/Turnover ratio	Steals/game	Blocks/game
24	73.3	43.5	30.6	72.8	39.5	15.1	15.8	1.0	9.6	2.4



OPPONENT GAME-BY-GAME

Opponent	Date	Score	W	Total		3-Pointers		Free throws		Rebounds				Other Stats						
				FG-FGA	PCT	3FG-3FGA	PCT	FT-FTA	PCT	OFF	DEF	TOT	AVG	PF	A	TO	BLK	STL	PTS	AVG
UMES	11/07/2022	83-51	W	18-51	.353	4-17	.235	11-16	.688	8	26	34	34.0	24	10	29	0	9	51	51.0
Stetson	11/10/2022	80-56	W	19-55	.345	8-25	.320	10-12	.833	5	21	26	30.0	23	17	17	0	4	56	53.5
Boston U.	11/13/2022	81-46	W	17-56	.304	4-14	.286	8-10	.800	10	21	31	30.3	15	12	23	5	3	46	51.0
Fla. Atlantic	11/16/2022	75-42	W	18-55	.327	2-16	.125	4-11	.364	8	28	36	31.8	18	8	21	3	4	42	48.8
at DePaul	11/20/2022	83-98	L	35-60	.583	11-23	.478	17-25	.680	12	21	33	32.0	20	18	20	2	9	98	58.6
at Loyola Chicago	11/22/2022	63-45	W	18-57	.316	3-14	.214	6-11	.545	11	24	35	32.5	13	9	16	4	5	45	56.3
N.C. A&T	11/25/2022	97-54	W	22-48	.458	5-19	.263	5-11	.455	6	18	24	31.3	21	14	30	3	4	54	56.0
Columbia	11/27/2022	71-78	L	26-63	.413	9-26	.346	17-26	.654	13	30	43	32.8	19	20	13	5	7	78	58.8
Michigan	12/01/2022	64-76	L	24-47	.511	4-11	.364	24-26	.923	3	18	21	31.4	17	17	19	4	10	76	60.7
North Florida	12/04/2022	85-45	W	20-44	.455	4-14	.286	1-4	.250	6	18	24	30.7	16	9	30	1	7	45	59.1
Florida	12/11/2022	73-76	Lot	26-61	.426	5-21	.238	19-25	.760	16	25	41	31.6	23	12	16	7	5	76	60.6
at Florida St.	12/21/2022	85-92	L	30-58	.517	9-15	.600	23-25	.920	7	24	31	31.6	17	18	16	6	6	92	63.3
Notre Dame	12/29/2022	63-66	L	27-58	.466	4-13	.308	8-15	.533	9	33	42	32.4	11	23	22	7	4	66	63.5
at Pittsburgh	01/01/2023	74-67	W	23-61	.377	6-19	.316	15-21	.714	11	22	33	32.4	17	10	20	4	12	67	63.7
North Carolina	01/05/2023	62-58	W	21-60	.350	8-27	.296	8-13	.615	10	21	31	32.3	16	12	15	1	8	58	63.3
Virginia Tech	01/08/2023	77-66	W	22-55	.400	6-21	.286	16-22	.727	10	18	28	32.1	19	15	9	3	5	66	63.5
at Georgia Tech	01/12/2023	69-60	W	23-53	.434	3-14	.214	11-13	.846	10	20	30	31.9	15	20	17	1	6	60	63.3
Wake Forest	01/15/2023	55-43	W	17-55	.309	4-19	.211	5-10	.500	14	25	39	32.3	22	13	19	2	7	43	62.2
at NC State	01/19/2023	61-71	L	29-55	.527	3-17	.176	10-11	.909	6	26	32	32.3	11	14	13	4	11	71	62.6
Boston College	01/26/2023	86-65	W	23-52	.442	7-17	.412	12-15	.800	6	24	30	32.2	19	17	27	1	4	65	62.8
at Wake Forest	01/29/2023	52-55	L	20-55	.364	8-24	.333	7-12	.583	11	15	26	31.9	12	12	8	3	7	55	62.4
at Clemson	02/02/2023	69-66	Wot	26-72	.361	6-19	.316	8-16	.500	19	27	46	32.5	16	12	15	6	7	66	62.5
Georgia Tech	02/05/2023	64-58	W	19-51	.373	6-16	.375	14-18	.778	3	22	25	32.2	15	16	12	5	7	58	62.3
Florida St.	02/09/2023	86-82	W	31-64	.484	10-25	.400	10-20	.500	6	22	28	32.0	18	17	7	4	6	82	63.2
Total		1516		554-1346	.412	139-446	.312	269-388	.693	220	549	769	32.0	417	345	434	81	157	1516	63.2
Miami (FL)		1758		647-1487	.435	137-448	.306	327-449	.728	333	614	947	39.5	409	362	380	58	230	1758	73.3

Opponents Averages

Games Played	Points/game	FG Pct	3FG Pct	FT Pct	Rebounds/game	Assists/game	Turnovers/game	Assist/Turnover ratio	Steals/game	Blocks/game
24	63.2	41.2	31.2	69.3	32.0	14.4	18.1	0.8	6.5	3.4



INDIVIDUAL GAME HIGHS

Miami (FL) - Individual Game Highs

POINTS	33	Haley Cavinder vs Florida St. (02/09/2023)
	28	Ja'Leah Williams vs Columbia (11/27/2022)
	25	Haley Cavinder vs Florida (12/11/2022)
	25	Latasha Lattimore vs Boston U. (11/13/2022)
	23	Destiny Harden vs Boston College (01/26/2023)
	23	Jasmyne Roberts vs Virginia Tech (01/08/2023)
	23	Lashae Dwyer at Florida St. (12/21/2022)
FIELD GOALS MADE	10	Haley Cavinder vs Florida (12/11/2022)
	10	Ja'Leah Williams vs Columbia (11/27/2022)
	10	Latasha Lattimore vs Boston U. (11/13/2022)
FIELD GOAL ATTEMPTS	17	Haley Cavinder vs Florida St. (02/09/2023)
	16	Jasmyne Roberts at Clemson (02/02/2023)
	16	Haley Cavinder at NC State (01/19/2023)
FIELD GOAL PERCENTAGE (min 5 made)	1.000 (7-7)	Lazaria Spearman at DePaul (11/20/2022)
	.875 (7-8)	Lashae Dwyer vs Fla. Atlantic (11/16/2022)
3 PT FG MADE	7	Haley Cavinder vs Florida St. (02/09/2023)
	5	Jasmyne Roberts vs Virginia Tech (01/08/2023)
	5	Haley Cavinder at Pittsburgh (01/01/2023)
	5	Haley Cavinder vs Florida (12/11/2022)
3 PT FG ATTEMPTS	11	Haley Cavinder at Pittsburgh (01/01/2023)
	10	Haley Cavinder vs Florida St. (02/09/2023)
3 PT FG PERCENTAGE (min 2 made)	.750 (3-4)	Haley Cavinder vs N.C. A&T (11/25/2022)
	.750 (3-4)	Karla Erjavec vs Fla. Atlantic (11/16/2022)
	.750 (3-4)	Haley Cavinder vs Stetson (11/10/2022)
FREE THROWS MADE	11	Destiny Harden vs Boston College (01/26/2023)
	10	Haley Cavinder vs Florida St. (02/09/2023)
FREE THROW ATTEMPTS	16	Destiny Harden vs Boston College (01/26/2023)
	11	Ja'Leah Williams vs Columbia (11/27/2022)
	11	Destiny Harden vs Stetson (11/10/2022)
FREE THROW PERCENTAGE (min 3 made)	1.000 (10-10)	Haley Cavinder vs Florida St. (02/09/2023)
	1.000 (6-6)	Lola Pendande at Wake Forest (01/29/2023)
	1.000 (5-5)	Haley Cavinder vs Virginia Tech (01/08/2023)
	1.000 (5-5)	Lazaria Spearman at DePaul (11/20/2022)
	1.000 (4-4)	Lashae Dwyer vs Florida St. (02/09/2023)
	1.000 (4-4)	Hanna Cavinder vs Georgia Tech (02/05/2023)
	1.000 (4-4)	Jasmyne Roberts at Wake Forest (01/29/2023)
	1.000 (4-4)	Haley Cavinder vs Wake Forest (01/15/2023)
	1.000 (4-4)	Haley Cavinder vs North Carolina (01/05/2023)
	1.000 (4-4)	Jasmyne Roberts vs North Carolina (01/05/2023)
	1.000 (4-4)	Ja'Leah Williams vs N.C. A&T (11/25/2022)
	1.000 (4-4)	Lashae Dwyer vs N.C. A&T (11/25/2022)
	1.000 (3-3)	Lazaria Spearman vs Boston College (01/26/2023)
	1.000 (3-3)	Haley Cavinder vs Boston U. (11/13/2022)
	1.000 (3-3)	Haley Cavinder vs Stetson (11/10/2022)
REBOUNDS	11	Lazaria Spearman vs Florida (12/11/2022)
	10	Destiny Harden vs Columbia (11/27/2022)
	10	Lazaria Spearman vs Fla. Atlantic (11/16/2022)
	10	Latasha Lattimore vs Boston U. (11/13/2022)
	10	Destiny Harden vs UMES (11/07/2022)
ASSISTS	6	Destiny Harden vs Wake Forest (01/15/2023)
	6	Haley Cavinder at Pittsburgh (01/01/2023)
	6	Haley Cavinder vs Florida (12/11/2022)
STEALS	8	Lashae Dwyer vs North Florida (12/04/2022)
	7	Destiny Harden vs Boston College (01/26/2023)
BLOCKED SHOTS	3	Lola Pendande vs Florida St. (02/09/2023)
	2	Lola Pendande at Clemson (02/02/2023)
	2	Lola Pendande at Wake Forest (01/29/2023)
	2	Lazaria Spearman vs Boston College (01/26/2023)
	2	Lola Pendande at Florida St. (12/21/2022)
	2	Latasha Lattimore vs Michigan (12/01/2022)
	2	Lola Pendande vs Columbia (11/27/2022)
	2	Latasha Lattimore at Loyola Chicago (11/22/2022)
	2	Destiny Harden vs UMES (11/07/2022)
TURNOVERS	7	Ja'Leah Williams vs Michigan (12/01/2022)
	6	Lola Pendande vs North Carolina (01/05/2023)
FOULS	5	Lola Pendande vs Florida St. (02/09/2023)
	5	Jasmyne Roberts vs North Carolina (01/05/2023)
	5	Lashae Dwyer at Florida St. (12/21/2022)
	5	Lola Pendande vs Michigan (12/01/2022)
	5	Lola Pendande vs Columbia (11/27/2022)

Opponent - Individual Game Highs

POINTS	36	Darrione Rogers at DePaul (11/20/2022)
	35	Aneesah Morrow at DePaul (11/20/2022)
	26	Leigha Brown vs Michigan (12/01/2022)
	25	Makayla Timpson at Florida St. (12/21/2022)
	25	Jaida Patrick vs Columbia (11/27/2022)
FIELD GOALS MADE	13	Aneesah Morrow at DePaul (11/20/2022)
	12	Darrione Rogers at DePaul (11/20/2022)
FIELD GOAL ATTEMPTS	28	Aneesah Morrow at DePaul (11/20/2022)
	20	Amari Robinson at Clemson (02/02/2023)
FIELD GOAL PERCENTAGE (min 5 made)	.857 (12-14)	Darrione Rogers at DePaul (11/20/2022)
	.818 (9-11)	Jazmin Harris vs N.C. A&T (11/25/2022)
3 PT FG MADE	7	Darrione Rogers at DePaul (11/20/2022)
	4	Olivia Summiel at Wake Forest (12/01/2022)
	4	Jojo Lacey vs Boston College (01/26/2023)
3 PT FG ATTEMPTS	11	Georgia Amooeh vs Virginia Tech (01/08/2023)
	10	Abbey Hsu vs Columbia (11/27/2022)
3 PT FG PERCENTAGE (min 2 made)	1.000 (2-2)	O'Mariah Gordon at Florida St. (12/21/2022)
	1.000 (2-2)	Jaelyn Swann vs North Florida (12/04/2022)
FREE THROWS MADE	12	Leigha Brown vs Michigan (12/01/2022)
	10	Ta'Niya Latson at Florida St. (12/21/2022)
FREE THROW ATTEMPTS	12	Leigha Brown vs Michigan (12/01/2022)
	11	Cayla King vs Virginia Tech (01/08/2023)
FREE THROW PERCENTAGE (min 3 made)	1.000 (12-12)	Leigha Brown vs Michigan (12/01/2022)
	1.000 (10-10)	Ta'Niya Latson at Florida St. (12/21/2022)
	1.000 (6-6)	Sara Bejedi at Florida St. (12/21/2022)
	1.000 (5-5)	Makayla Timpson at Florida St. (12/21/2022)
	1.000 (5-5)	Lailani Correa vs Florida (12/11/2022)
	1.000 (5-5)	Jaelynn Talley vs Stetson (11/10/2022)
	1.000 (4-4)	Maria Gakdeleng vs Boston College (01/26/2023)
	1.000 (4-4)	Olivia Miles vs Notre Dame (12/29/2022)
	1.000 (4-4)	Laila Phelia vs Michigan (12/01/2022)
	1.000 (3-3)	Elise Williams at Wake Forest (01/29/2023)
	1.000 (3-3)	T'Yana Todd vs Boston College (01/26/2023)
	1.000 (3-3)	Camille Hobby at NC State (01/19/2023)
	1.000 (3-3)	Eva Hodgson vs North Carolina (01/05/2023)
REBOUNDS	12	Amari Robinson at Clemson (02/02/2023)
	11	Kayla Blackshear at Georgia Tech (01/12/2023)
	11	Maddy Westbeld vs Notre Dame (12/29/2022)
ASSISTS	9	Olivia Miles vs Notre Dame (12/29/2022)
	7	Taina Mair vs Boston College (01/26/2023)
	7	Darrione Rogers at DePaul (11/20/2022)
STEALS	6	Saniya Rivers at NC State (01/19/2023)
	4	Aneesah Morrow at DePaul (11/20/2022)
	4	Anaya Peoples at DePaul (11/20/2022)
BLOCKED SHOTS	4	Makayla Timpson at Florida St. (12/21/2022)
	3	Hannah Hank at Clemson (02/02/2023)
	3	Liatu King at Pittsburgh (01/01/2023)
	3	Maddy Westbeld vs Notre Dame (12/29/2022)
	3	Tatyana Wyche vs Florida (12/11/2022)
TURNOVERS	11	Zamara Haynes vs UMES (11/07/2022)
	10	Taina Mair vs Boston College (01/26/2023)
FOULS	5	Taylor Soule vs Virginia Tech (01/08/2023)
	5	Elizabeth Kitley vs Virginia Tech (01/08/2023)
	5	Maleia Bracone vs N.C. A&T (11/25/2022)
	5	Dyllian Hanna vs Fla. Atlantic (11/16/2022)
	5	Maren Durant vs Boston U. (11/13/2022)
	5	Jordan Peete vs Stetson (11/10/2022)
	5	Khamya McNeal vs Stetson (11/10/2022)



TEAM GAME HIGHS/LOWS

Miami (FL) - Game Highs

POINTS	97	N.C. A&T (11/25/2022)
	86	Florida St. (02/09/2023)
	86	Boston College (01/26/2023)
	85	at Florida St. (12/21/2022)
	85	North Florida (12/04/2022)
FIELD GOALS MADE	33	N.C. A&T (11/25/2022)
	32	Boston College (01/26/2023)
FIELD GOAL ATTEMPTS	75	UMES (11/07/2022)
	73	at Florida St. (12/21/2022)
	73	Fla. Atlantic (11/16/2022)
FIELD GOAL PERCENTAGE	.532 (33-62)	N.C. A&T (11/25/2022)
	.531 (26-49)	Virginia Tech (01/08/2023)
3 PT FG MADE	12	North Florida (12/04/2022)
	11	Florida St. (02/09/2023)
3 PT FG ATTEMPTS	32	North Florida (12/04/2022)
	30	UMES (11/07/2022)
3 PT FG PERCENTAGE	.500 (11-22)	Florida St. (02/09/2023)
	.500 (10-20)	N.C. A&T (11/25/2022)
FREE THROWS MADE	22	Stetson (11/10/2022)
	21	Florida St. (02/09/2023)
	21	N.C. A&T (11/25/2022)
FREE THROW ATTEMPTS	31	Stetson (11/10/2022)
	30	N.C. A&T (11/25/2022)
FREE THROW PERCENTAGE	.917 (11-12)	Boston U. (11/13/2022)
	.882 (15-17)	at Wake Forest (01/29/2023)
REBOUNDS	52	UMES (11/07/2022)
	51	Georgia Tech (02/05/2023)
ASSISTS	23	Boston U. (11/13/2022)
	21	North Florida (12/04/2022)
STEALS	22	Boston College (01/26/2023)
	18	North Florida (12/04/2022)
BLOCKED SHOTS	5	at Wake Forest (01/29/2023)
	5	Boston College (01/26/2023)
	5	at Loyola Chicago (11/22/2022)
	5	Fla. Atlantic (11/16/2022)
	5	UMES (11/07/2022)
TURNOVERS	28	Michigan (12/01/2022)
	24	at Pittsburgh (01/01/2023)
FOULS	26	Michigan (12/01/2022)
	22	at Florida St. (12/21/2022)

Miami (FL) - Game Lows

POINTS	52	at Wake Forest (01/29/2023)
	55	Wake Forest (01/15/2023)
	61	at NC State (01/19/2023)
	62	North Carolina (01/05/2023)
	63	Notre Dame (12/29/2022)
	63	at Loyola Chicago (11/22/2022)
FIELD GOALS MADE	18	at Wake Forest (01/29/2023)
	21	Wake Forest (01/15/2023)
	21	North Carolina (01/05/2023)
FIELD GOAL ATTEMPTS	43	at Wake Forest (01/29/2023)
	49	Virginia Tech (01/08/2023)
FIELD GOAL PERCENTAGE	.347 (25-72)	Notre Dame (12/29/2022)
	.364 (24-66)	Georgia Tech (02/05/2023)
3 PT FG MADE	1	at Wake Forest (01/29/2023)
	2	at Clemson (02/02/2023)
	2	Wake Forest (01/15/2023)
	2	Notre Dame (12/29/2022)
3 PT FG ATTEMPTS	11	at Wake Forest (01/29/2023)
	13	Boston College (01/26/2023)
3 PT FG PERCENTAGE	.091 (1-11)	at Wake Forest (01/29/2023)
	.125 (2-16)	Wake Forest (01/15/2023)
FREE THROWS MADE	2	at Loyola Chicago (11/22/2022)
	8	at NC State (01/19/2023)
FREE THROW ATTEMPTS	3	at Loyola Chicago (11/22/2022)
	11	at NC State (01/19/2023)
FREE THROW PERCENTAGE	.556 (10-18)	Columbia (11/27/2022)
	.563 (9-16)	at Clemson (02/02/2023)
REBOUNDS	26	at Georgia Tech (01/12/2023)
	28	at NC State (01/19/2023)
ASSISTS	8	at Wake Forest (01/29/2023)
	11	Michigan (12/01/2022)
STEALS	1	at Wake Forest (01/29/2023)
	2	Virginia Tech (01/08/2023)
BLOCKED SHOTS	0	Virginia Tech (01/08/2023)
	0	North Carolina (01/05/2023)
	0	at DePaul (11/20/2022)
TURNOVERS	9	Virginia Tech (01/08/2023)
	10	Florida St. (02/09/2023)
FOULS	12	Wake Forest (01/15/2023)
	13	at Georgia Tech (01/12/2023)
	13	North Florida (12/04/2022)

Opponent - Game Highs

POINTS	98	at DePaul (11/20/2022)
	92	at Florida St. (12/21/2022)
	82	Florida St. (02/09/2023)
	78	Columbia (11/27/2022)
	76	Florida (12/11/2022)
	76	Michigan (12/01/2022)
FIELD GOALS MADE	35	at DePaul (11/20/2022)
	31	Florida St. (02/09/2023)
FIELD GOAL ATTEMPTS	72	at Clemson (02/02/2023)
	64	Florida St. (02/09/2023)
FIELD GOAL PERCENTAGE	.583 (35-60)	at DePaul (11/20/2022)
	.527 (29-55)	at NC State (01/19/2023)
3 PT FG MADE	11	at DePaul (11/20/2022)
	10	Florida St. (02/09/2023)
3 PT FG ATTEMPTS	27	North Carolina (01/05/2023)
	26	Columbia (11/27/2022)
3 PT FG PERCENTAGE	.600 (9-15)	at Florida St. (12/21/2022)
	.478 (11-23)	at DePaul (11/20/2022)
FREE THROWS MADE	24	Michigan (12/01/2022)
	23	at Florida St. (12/21/2022)
FREE THROW ATTEMPTS	26	Michigan (12/01/2022)
	26	Columbia (11/27/2022)
FREE THROW PERCENTAGE	.923 (24-26)	Michigan (12/01/2022)
	.920 (23-25)	at Florida St. (12/21/2022)
REBOUNDS	46	at Florida St. (12/21/2022)
	43	Columbia (11/27/2022)
ASSISTS	23	Notre Dame (12/29/2022)
	20	at Georgia Tech (01/12/2023)
	20	Columbia (11/27/2022)
STEALS	12	at Pittsburgh (01/01/2023)
	11	at NC State (01/19/2023)
BLOCKED SHOTS	7	Notre Dame (12/29/2022)
	7	Florida (12/11/2022)
TURNOVERS	30	North Florida (12/04/2022)
	30	N.C. A&T (11/25/2022)
FOULS	24	UMES (11/07/2022)
	23	Florida (12/11/2022)
	23	Stetson (11/10/2022)

Opponent - Game Lows

POINTS	42	Fla. Atlantic (11/16/2022)
	43	Wake Forest (01/15/2023)
	45	North Florida (12/04/2022)
	45	at Loyola Chicago (11/22/2022)
	46	Boston U. (11/13/2022)
FIELD GOALS MADE	17	Wake Forest (01/15/2023)
	17	Boston U. (11/13/2022)
FIELD GOAL ATTEMPTS	44	North Florida (12/04/2022)
	47	Michigan (12/01/2022)
FIELD GOAL PERCENTAGE	.304 (17-56)	Boston U. (11/13/2022)
	.309 (17-55)	Wake Forest (01/15/2023)
3 PT FG MADE	2	Fla. Atlantic (11/16/2022)
	3	at NC State (01/19/2023)
	3	at Georgia Tech (01/12/2023)
	3	at Loyola Chicago (11/22/2022)
3 PT FG ATTEMPTS	11	Michigan (12/01/2022)
	13	Notre Dame (12/29/2022)
3 PT FG PERCENTAGE	.125 (2-16)	Fla. Atlantic (11/16/2022)
	.176 (3-17)	at NC State (01/19/2023)
FREE THROWS MADE	1	North Florida (12/04/2022)
	4	Fla. Atlantic (11/16/2022)
FREE THROW ATTEMPTS	4	North Florida (12/04/2022)
	10	Wake Forest (01/15/2023)
	10	Boston U. (11/13/2022)
FREE THROW PERCENTAGE	.250 (1-4)	North Florida (12/04/2022)
	.364 (4-11)	Fla. Atlantic (11/16/2022)
REBOUNDS	21	Michigan (12/01/2022)
	24	North Florida (12/04/2022)
	24	N.C. A&T (11/25/2022)
ASSISTS	8	Fla. Atlantic (11/16/2022)
	9	North Florida (12/04/2022)
	9	at Loyola Chicago (11/22/2022)
STEALS	3	Boston U. (11/13/2022)
	4	Boston College (01/26/2023)
	4	Notre Dame (12/29/2022)
	4	N.C. A&T (11/25/2022)
	4	Fla. Atlantic (11/16/2022)
	4	Stetson (11/10/2022)
BLOCKED SHOTS	0	Stetson (11/10/2022)
	0	UMES (11/07/2022)
TURNOVERS	7	Florida St. (02/09/2023)
	8	at Wake Forest (01/29/2023)
FOULS	11	at NC State (01/19/2023)
	11	Notre Dame (12/29/2022)



POINTS-REBOUNDS-ASSISTS

Opponent	Date	Score		0	1	3	4	5	12	13	14	15	21	32
				SALGUES,KE	JOHNSON SI	HARDEN,DES	ROBERTS,JA	ERJAVEC,KA	WILLIAMS,J	DWYER,LASH	CAVINDER,H	CAVINDER,H	PENDANDE,L	SPEARMAN,L
UMES	11/07/2022	83-51	W	0-1-0	DNP	13-10-3	12-5-1	0-3-2	14-5-3	5-2-1	9-4-1	8-2-2	5-6-1	6-4-1
Stetson	11/10/2022	80-56	W	DNP	DNP	12-6-2	5-3-0	6-4-2	14-3-1	2-1-0	18-4-2	0-3-4	14-7-2	7-8-0
Boston U.	11/13/2022	81-46	W	0-0-2	DNP	14-4-4	2-4-1	0-2-4	6-4-2	4-2-0	9-5-5	5-1-5	6-2-0	10-8-0
Fla. Atlantic	11/16/2022	75-42	W	0-2-0	DNP	3-2-1	2-6-2	11-1-2	6-4-4	14-4-5	7-6-4	4-2-0	6-6-0	15-10-0
at DePaul	11/20/2022	83-98	L	DNP	DNP	18-6-0	6-3-0	0-0-4	14-3-3	6-5-1	11-4-2	0-0-1	7-2-1	19-1-0
at Loyola Chicago	11/22/2022	63-45	W	0-1-0	DNP	12-4-3	4-3-1	5-2-4	6-4-3	6-5-1	2-6-3	9-5-1	10-2-1	3-2-0
N.C. A&T	11/25/2022	97-54	W	3-0-0	3-1-0	8-0-2	9-5-2	8-4-3	10-3-3	11-1-2	11-2-1	6-3-3	9-4-0	12-5-0
Columbia	11/27/2022	71-78	L	DNP	0-1-0	11-10-3	5-3-1	3-4-1	28-2-4	9-6-2	7-5-0	0-0-0	4-6-1	0-1-0
Michigan	12/01/2022	64-76	L	DNP	DNP	13-4-3	3-1-0	4-1-0	0-3-2	12-8-0	17-6-3	0-0-0	6-4-1	4-7-2
North Florida	12/04/2022	85-45	W	8-1-0	DNP	9-4-2	8-2-4	0-0-1	8-4-1	20-1-3	10-5-4	11-4-2	7-3-2	4-4-2
Florida	12/11/2022	73-76	Lot	DNP	0-0-0	18-7-2	4-4-1	3-1-0	10-3-4	0-0-0	25-4-6	0-1-0	3-6-2	10-11-0
at Florida St.	12/21/2022	85-92	L	0-0-0	0-0-0	20-5-1	2-3-1	4-0-2	11-7-4	23-4-4	17-8-3	0-2-1	6-8-0	0-2-0
Notre Dame	12/29/2022	63-66	L	DNP	DNP	12-9-2	7-6-1	6-3-3	0-2-3	10-5-2	12-5-2	DNP	8-2-0	4-1-0
at Pittsburgh	01/01/2023	74-67	W	DNP	0-0-0	4-4-2	15-9-2	4-2-2	0-3-1	2-2-2	21-9-6	0-0-1	18-3-1	3-5-0
North Carolina	01/05/2023	62-58	W	DNP	1-2-0	DNP	10-9-2	7-0-3	6-2-2	0-0-0	16-4-3	9-3-2	4-2-0	7-7-0
Virginia Tech	01/08/2023	77-66	W	DNP	0-3-0	DNP	23-8-1	2-2-2	8-1-2	6-0-1	19-4-4	4-1-2	6-3-1	0-0-0
at Georgia Tech	01/12/2023	69-60	W	DNP	DNP	13-3-3	7-6-1	2-0-1	4-1-3	4-4-3	14-3-3	11-3-3	4-2-1	8-1-0
Wake Forest	01/15/2023	55-43	W	0-0-0	DNP	13-3-6	5-5-1	0-0-3	8-4-4	0-1-0	9-3-1	4-2-0	2-2-1	6-5-0
at NC State	01/19/2023	61-71	L	DNP	DNP	6-7-0	6-3-3	0-1-1	4-2-3	0-0-0	15-2-0	5-1-3	21-8-2	4-1-0
Boston College	01/26/2023	86-65	W	0-1-0	DNP	23-7-1	6-3-2	13-3-3	6-5-3	12-4-2	10-2-2	2-0-2	2-1-0	7-3-0
at Wake Forest	01/29/2023	52-55	L	DNP	DNP	8-5-1	10-7-1	0-2-0	0-0-1	4-3-0	9-2-2	2-1-2	12-5-0	7-5-1
at Clemson	02/02/2023	69-66	Wot	DNP	DNP	19-6-2	21-7-3	0-2-3	3-3-2	0-0-0	2-9-1	5-2-1	15-4-0	4-4-0
Georgia Tech	02/05/2023	64-58	W	DNP	DNP	9-5-0	13-9-1	6-0-1	8-6-3	0-7-1	4-4-4	12-0-1	6-7-1	2-2-0
Florida St.	02/09/2023	86-82	W	DNP	DNP	10-5-3	19-6-2	0-1-1	14-7-4	4-2-0	33-6-2	0-1-4	0-9-3	6-1-0

Opponent	Date	Score		35	44
				LATTIMORE,	OLDACRE,KY
UMES	11/07/2022	83-51	W	11-5-1	DNP
Stetson	11/10/2022	80-56	W	2-2-1	DNP
Boston U.	11/13/2022	81-46	W	25-10-0	DNP
Fla. Atlantic	11/16/2022	75-42	W	7-1-1	DNP
at DePaul	11/20/2022	83-98	L	2-0-0	DNP
at Loyola Chicago	11/22/2022	63-45	W	6-2-0	DNP
N.C. A&T	11/25/2022	97-54	W	7-6-1	DNP
Columbia	11/27/2022	71-78	L	4-1-0	DNP
Michigan	12/01/2022	64-76	L	5-2-0	DNP
North Florida	12/04/2022	85-45	W	DNP	DNP
Florida	12/11/2022	73-76	Lot	DNP	DNP
at Florida St.	12/21/2022	85-92	L	DNP	2-0-0
Notre Dame	12/29/2022	63-66	L	DNP	4-2-0
at Pittsburgh	01/01/2023	74-67	W	DNP	7-5-0
North Carolina	01/05/2023	62-58	W	DNP	2-3-1
Virginia Tech	01/08/2023	77-66	W	DNP	9-4-0
at Georgia Tech	01/12/2023	69-60	W	DNP	2-0-0
Wake Forest	01/15/2023	55-43	W	DNP	8-5-0
at NC State	01/19/2023	61-71	L	DNP	0-0-0
Boston College	01/26/2023	86-65	W	DNP	5-4-1
at Wake Forest	01/29/2023	52-55	L	DNP	0-0-0
at Clemson	02/02/2023	69-66	Wot	DNP	DNP
Georgia Tech	02/05/2023	64-58	W	DNP	4-4-0
Florida St.	02/09/2023	86-82	W	DNP	0-5-0

BOX SCORES



Official Basketball Box Score - Final
Miami (FL) at Georgia Tech
01/12/23 McCamish Pavilion, Atlanta
Georgia Tech vs. Miami

Game Time: 8:00 PM
Game Duration: 1:56
Attendance: 1,434

Officials: Joseph Vaszily, Fatou Cissoko-Stephens, Edward Sidisky

Box score table for Miami (FL) - 69 vs Georgia Tech - 60. Columns: NO. Name, Min, FG, 3P, FT, Rebounds, Fouls, TP, AS, TO, ST, Blocks, +/-

Technical Fouls: NONE

Shooting By Period table for Miami (FL) - 69. Columns: 1st, 2nd, 3rd, 4th FG%, 3PT%, FT%, GM FG%, 3PT%, FT%

Dead Ball Rebounds: 2, 0

Box score table for Georgia Tech - 60 vs Miami (FL) - 69. Columns: NO. Name, Min, FG, 3P, FT, Rebounds, Fouls, TP, AS, TO, ST, Blocks, +/-

Technical Fouls: NONE

Shooting By Period table for Georgia Tech - 60. Columns: 1st, 2nd, 3rd, 4th FG%, 3PT%, FT%, GM FG%, 3PT%, FT%

Dead Ball Rebounds: 2, 1

Summary statistics table for Georgia Tech - 60 vs Miami (FL) - 69. Columns: Biggest lead, Best Scoring Run, Lead Changes, Times Tied, Time with Lead, Points from Turnovers, Paint, Second Chance, Fast Breaks, Bench



Official Basketball Box Score - Final
Wake Forest at Miami (FL)
01/15/23 Watson Center, Coral Gables, Fla.
2022-23 Women's Basketball

Game Time: 2:00 PM
Game Duration: 1:55
Attendance: 1,892

Officials: Angelica Sulfren, John Capolino, Alexis Perez

Box score table for Wake Forest - 43 vs Miami (FL) - 55. Columns: NO. Name, Min, FG, 3P, FT, Rebounds, Fouls, TP, AS, TO, ST, Blocks, +/-

Technical Fouls: NONE

Shooting By Period table for Wake Forest - 43. Columns: 1st, 2nd, 3rd, 4th FG%, 3PT%, FT%, GM FG%, 3PT%, FT%

Dead Ball Rebounds: 2, 0

Box score table for Miami (FL) - 55 vs Wake Forest - 43. Columns: NO. Name, Min, FG, 3P, FT, Rebounds, Fouls, TP, AS, TO, ST, Blocks, +/-

Technical Fouls: NONE

Shooting By Period table for Miami (FL) - 55. Columns: 1st, 2nd, 3rd, 4th FG%, 3PT%, FT%, GM FG%, 3PT%, FT%

Dead Ball Rebounds: 4, 0

Summary statistics table for Miami (FL) - 55 vs Wake Forest - 43. Columns: Biggest lead, Best Scoring Run, Lead Changes, Times Tied, Time with Lead, Points from Turnovers, Paint, Second Chance, Fast Breaks, Bench



Official Basketball Box Score - Final
Miami (FL) at NC State
01/19/23 Reynolds Coliseum, Raleigh
2022-23 Women's Basketball

Game Time: 6:00 PM
Game Duration: 1:52
Attendance: 5,500

Officials: Karen Presto, Jeffrey Smith, Katie Lukacik

Box score table for Miami (FL) - 61 vs NC State - 71. Columns: NO. Name, Min, FG, 3P, FT, Rebounds, Fouls, TP, AS, TO, ST, Blocks, +/-

Technical Fouls: NONE

Shooting By Period table for Miami (FL) - 61. Columns: 1st, 2nd, 3rd, 4th FG%, 3PT%, FT%, GM FG%, 3PT%, FT%

Dead Ball Rebounds: 0, 1

Box score table for NC State - 71 vs Miami (FL) - 61. Columns: NO. Name, Min, FG, 3P, FT, Rebounds, Fouls, TP, AS, TO, ST, Blocks, +/-

Technical Fouls: NONE

Shooting By Period table for NC State - 71. Columns: 1st, 2nd, 3rd, 4th FG%, 3PT%, FT%, GM FG%, 3PT%, FT%

Dead Ball Rebounds: 0, 0

Summary statistics table for NC State - 71 vs Miami (FL) - 61. Columns: Biggest lead, Best Scoring Run, Lead Changes, Times Tied, Time with Lead, Points from Turnovers, Paint, Second Chance, Fast Breaks, Bench



Official Basketball Box Score - Final
Boston College at Miami (FL)
01/26/23 Watson Center, Coral Gables, Fla.
2022-23 Women's Basketball

Game Time: 6:00 PM
Game Duration: 1:52
Attendance: 2,111

Officials: Paulani Spurlock-Welsh, Jules Gallien, Brandon Enterline

Box score table for Boston College - 65 vs Miami (FL) - 86. Columns: NO. Name, Min, FG, 3P, FT, Rebounds, Fouls, TP, AS, TO, ST, Blocks, +/-

Technical Fouls: NONE

Shooting By Period table for Boston College - 65. Columns: 1st, 2nd, 3rd, 4th FG%, 3PT%, FT%, GM FG%, 3PT%, FT%

Dead Ball Rebounds: 3, 1

Box score table for Miami (FL) - 86 vs Boston College - 65. Columns: NO. Name, Min, FG, 3P, FT, Rebounds, Fouls, TP, AS, TO, ST, Blocks, +/-

Technical Fouls: NONE

Shooting By Period table for Miami (FL) - 86. Columns: 1st, 2nd, 3rd, 4th FG%, 3PT%, FT%, GM FG%, 3PT%, FT%

Dead Ball Rebounds: 3, 1

Summary statistics table for Miami (FL) - 86 vs Boston College - 65. Columns: Biggest lead, Best Scoring Run, Lead Changes, Times Tied, Time with Lead, Points from Turnovers, Paint, Second Chance, Fast Breaks, Bench



TV/RADIO PHOTO ROSTER



#0

KENZA SALGUES
Sr. | G | 5-9
MONTPELLIER, FRANCE
(INSEP)



#1

MOULAYNA JOHNSON SIDI BABA
Sr. | G/F | 6-1
STOCKHOLM, SWEDEN
(Solna Gymnasium)



#3

DESTINY HARDEN
Gr. | F | 6-0
CHICAGO, ILL.
(West Virginia/Morgan Park)



#4

JASMAYNE ROBERTS
So. | G | 5-10
JACKSONVILLE, FLA.
(Bishop Kenny)



#5

KARLA ERJAVEC
Gr. | G | 5-10
ZAGREB, CROATIA
(Wyoming/Sport Gymnasium)



#12

JA'LEAH WILLIAMS
So. | G | 5-9
POMPANO BEACH, FLA.
(Blanche Ely)



#13

LASHAE DWYER
So. | G | 5-6
TORONTO, CANADA
(The Webb School)



#14

HALEY CAVINDER
Sr. | G | 5-6
GILBERT, ARIZ.
(Fresno State/Gilbert)



#15

HANNA CAVINDER
Sr. | G | 5-6
GILBERT, ARIZ.
(Fresno State/Gilbert)



#21

LOLA PENDANDE
Sr. | F | 6-4
ALMERIA, SPAIN
(Utah/Ribet Academy)



#22

CHISO OKAFOR
Fr. | F | 6-1
MATARÓ, SPAIN
(IES Llavaneres)



#32

LAZARIA SPEARMAN
Fr. | F | 6-4
DACULA, GA.
(Dacula)



#35

LATASHA LATTIMORE
So. | F | 6-4
TORONTO, CANADA
(Texas/Royal Crown Academic)



#44

KYLA OLDACRE
Fr. | C | 6-6
MASON, OHIO
(Randolph Mason)



HC

KATIE MEIER
HEAD COACH
18TH SEASON



AHC

FITZROY ANTHONY
ASSOCIATE HEAD COACH
EIGHTH SEASON



AC

SHENISE JOHNSON
ASSISTANT COACH
SECOND SEASON

















AC

JOSH PETERSEN
ASSISTANT COACH
FIRST SEASON



BROADCAST

0		KENZA SALGUES Sr. F 5-9 MONTPELLIER, FRANCE MAJOR: Sports Administration	<table border="1"> <thead> <tr><th>GP-GS</th><th>PPG</th><th>RPG</th><th>APG</th><th>MPG</th></tr> </thead> <tbody> <tr><td>2022-23</td><td></td><td></td><td></td><td></td></tr> <tr><td>CAREER</td><td>29-0</td><td>1.3</td><td>0.4</td><td>0.3</td><td>7.5</td></tr> </tbody> </table>	GP-GS	PPG	RPG	APG	MPG	2022-23					CAREER	29-0	1.3	0.4	0.3	7.5	<ul style="list-style-type: none"> • Missed a majority of the 2020-21 season due to surgery • Represented France at FIBA U18 European Championship • Played against Moulayna Sidi Baba at the FIBA U16 European Championship • Godfather is Chicago Sky Head Coach James Wade • INSEP alums include Tony Parker and Clint Capela
GP-GS	PPG	RPG	APG	MPG																
2022-23																				
CAREER	29-0	1.3	0.4	0.3	7.5															
1		MOULAYNA JOHNSON Sr. F 6-1 STOCKHOLM, SWEDEN MAJOR: Business Technology	<table border="1"> <thead> <tr><th>GP-GS</th><th>PPG</th><th>RPG</th><th>APG</th><th>MPG</th></tr> </thead> <tbody> <tr><td>2022-23</td><td></td><td></td><td></td><td></td></tr> <tr><td>CAREER</td><td>75-9</td><td>2.3</td><td>3.1</td><td>0.6</td><td>16.0</td></tr> </tbody> </table>	GP-GS	PPG	RPG	APG	MPG	2022-23					CAREER	75-9	2.3	3.1	0.6	16.0	<ul style="list-style-type: none"> • Tallied a career-best 16 rebounds against Syracuse (2/3) • Ranks fourth on the Canes in rebounding this season at 3.5 boards/game • Has recorded five-plus rebounds in 10 of 30 games this season • Played against Kenza Salgues at the FIBA U16 European Championship • Second Swedish player to sign with Coach Katie Meier
GP-GS	PPG	RPG	APG	MPG																
2022-23																				
CAREER	75-9	2.3	3.1	0.6	16.0															
3		DESTINY HARDEN Gr. F 6-0 CHICAGO, ILL. MAJOR: Criminology	<table border="1"> <thead> <tr><th>GP-GS</th><th>PPG</th><th>RPG</th><th>APG</th><th>MPG</th></tr> </thead> <tbody> <tr><td>2022-23</td><td></td><td></td><td></td><td></td></tr> <tr><td>CAREER</td><td>106-56</td><td>6.0</td><td>3.5</td><td>0.7</td><td>16.1</td></tr> </tbody> </table>	GP-GS	PPG	RPG	APG	MPG	2022-23					CAREER	106-56	6.0	3.5	0.7	16.1	<ul style="list-style-type: none"> • Recorded first double-double (27 pts, 10 reb) of season vs. Louisville • Has scored in double-figures in 10 games this season • Tallied a season-high 27 points and the game-winner vs. #4 Louisville (3/4) • Named a captain for the 2021-22 season • Career goal is to become a firefighter
GP-GS	PPG	RPG	APG	MPG																
2022-23																				
CAREER	106-56	6.0	3.5	0.7	16.1															
4		JASMYNE ROBERTS So. G 5-10 JACKSONVILLE, FLA. MAJOR: Broadcast Journalism	<table border="1"> <thead> <tr><th>GP-GS</th><th>PPG</th><th>RPG</th><th>APG</th><th>MPG</th></tr> </thead> <tbody> <tr><td>2022-23</td><td></td><td></td><td></td><td></td></tr> <tr><td>CAREER</td><td>28-0</td><td>1.9</td><td>1.5</td><td>0.4</td><td>8.0</td></tr> </tbody> </table>	GP-GS	PPG	RPG	APG	MPG	2022-23					CAREER	28-0	1.9	1.5	0.4	8.0	<ul style="list-style-type: none"> • Hauled in a season-high seven rebounds at Clemson (1/13) • Averaged 18.6 points, 8.5 rebounds, and 3.3 steals per game as a senior • Tabbed Florida Times-Union All-First Coast Player of the Year twice • Named 2021 USA TODAY Greater Jacksonville Female Athlete of the Year • Accumulated 2,224 career points and 1,005 career rebounds at Bishop Kenny
GP-GS	PPG	RPG	APG	MPG																
2022-23																				
CAREER	28-0	1.9	1.5	0.4	8.0															
5		KARLA ERJAVEC Gr. G 5-10 ZAGREB, CROATIA MAJOR: Exercise Physiology	<table border="1"> <thead> <tr><th>GP-GS</th><th>PPG</th><th>RPG</th><th>APG</th><th>MPG</th></tr> </thead> <tbody> <tr><td>2022-23</td><td></td><td></td><td></td><td></td></tr> <tr><td>CAREER</td><td>107-92</td><td>7.0</td><td>2.5</td><td>3.0</td><td>28.1</td></tr> </tbody> </table>	GP-GS	PPG	RPG	APG	MPG	2022-23					CAREER	107-92	7.0	2.5	3.0	28.1	<ul style="list-style-type: none"> • Totaled 22 multi-assist games and 14 with three-plus assist this season • Has tallied double-digit points in seven games this season • Spent two seasons at Wyoming, starting 51 of 53 games played • Member of the U18 and U20 National Women's Team in Croatia • Both parents played professional basketball in Croatia
GP-GS	PPG	RPG	APG	MPG																
2022-23																				
CAREER	107-92	7.0	2.5	3.0	28.1															
12		JA'LEAH WILLIAMS So. G 5-9 POMPANO BEACH, FLA. MAJOR: Sports Administration	<table border="1"> <thead> <tr><th>GP-GS</th><th>PPG</th><th>RPG</th><th>APG</th><th>MPG</th></tr> </thead> <tbody> <tr><td>2022-23</td><td></td><td></td><td></td><td></td></tr> <tr><td>CAREER</td><td>34-28</td><td>7.3</td><td>4.1</td><td>2.2</td><td>26.9</td></tr> </tbody> </table>	GP-GS	PPG	RPG	APG	MPG	2022-23					CAREER	34-28	7.3	4.1	2.2	26.9	<ul style="list-style-type: none"> • Became 5th player in Miami history to earn a spot on the ACC All-Freshman Team • Top five among ACC freshmen in points, rebounds, assists and steals • Named ACC Freshman of the Week on Feb. 21 (8.3 points, 5.0 rebounds) • Named Sun Sentinel Broward County Class 7A-6A Player of the Year (2019) • As a senior captain, led her team to its first state championship since 1992
GP-GS	PPG	RPG	APG	MPG																
2022-23																				
CAREER	34-28	7.3	4.1	2.2	26.9															
13		LASHAE DWYER Fr. G 5-6 TORONTO, ONTARIO, CANADA MAJOR: Business Marketing	<table border="1"> <thead> <tr><th>GP-GS</th><th>PPG</th><th>RPG</th><th>APG</th><th>MPG</th></tr> </thead> <tbody> <tr><td>2022-23</td><td></td><td></td><td></td><td></td></tr> <tr><td>CAREER</td><td>30-0</td><td>3.5</td><td>1.7</td><td>0.7</td><td>11.4</td></tr> </tbody> </table>	GP-GS	PPG	RPG	APG	MPG	2022-23					CAREER	30-0	3.5	1.7	0.7	11.4	<ul style="list-style-type: none"> • Tabbed the ACC Freshman of the Week on Dec. 13 (first time in her career) • Named the 2020-21 Tennessee Gatorade Player of the Year • Helped The Webb School to the Division II-Class A State Championship title • No. 79 overall player in the class of 2021 according to espnW HoopGurlz • Named a BioSteel All Canadian Basketball Games nominee in 2020.
GP-GS	PPG	RPG	APG	MPG																
2022-23																				
CAREER	30-0	3.5	1.7	0.7	11.4															
14		HALEY CAVINDER Sr. G 5-6 GILBERT, ARIZ. MAJOR: Archeology	<table border="1"> <thead> <tr><th>GP-GS</th><th>PPG</th><th>RPG</th><th>APG</th><th>MPG</th></tr> </thead> <tbody> <tr><td>2022-23</td><td></td><td></td><td></td><td></td></tr> <tr><td>CAREER</td><td>89-87</td><td>18.4</td><td>8.1</td><td>4.4</td><td>36.3</td></tr> </tbody> </table>	GP-GS	PPG	RPG	APG	MPG	2022-23					CAREER	89-87	18.4	8.1	4.4	36.3	<ul style="list-style-type: none"> • Ranks in top 10 among active Division I players in career 3-pointers (323) • Ranks ninth in the ACC in scoring this season at 13.9 points per game • Sits in 10th all-time in scoring at Miami with 1,593 career points • Posted back-to-back 20-point games against two top-10 teams twice this year • Older brother, Khyle, played at Butler and professionally in France
GP-GS	PPG	RPG	APG	MPG																
2022-23																				
CAREER	89-87	18.4	8.1	4.4	36.3															
15		HANNA CAVINDER Sr. G 5-6 GILBERT, ARIZ. MAJOR: Archeology	<table border="1"> <thead> <tr><th>GP-GS</th><th>PPG</th><th>RPG</th><th>APG</th><th>MPG</th></tr> </thead> <tbody> <tr><td>2022-23</td><td></td><td></td><td></td><td></td></tr> <tr><td>CAREER</td><td>89-87</td><td>15.7</td><td>3.3</td><td>3.8</td><td>35.8</td></tr> </tbody> </table>	GP-GS	PPG	RPG	APG	MPG	2022-23					CAREER	89-87	15.7	3.3	3.8	35.8	<ul style="list-style-type: none"> • Posted nine double-digit outings this season (four in ACC play) • Tallied her first double-double in a Miami uniform (10 pts, 15 reb) vs. RMU • Earned PAC-12 All-Freshman honorable mention status • John R. Wooden Southern California High School Player of the Year in 2018 • Named the Star of the Generation for the 2000s by the Spanish National Team
GP-GS	PPG	RPG	APG	MPG																
2022-23																				
CAREER	89-87	15.7	3.3	3.8	35.8															
21		LOLA PENDANDE Sr. F 6-4 ALMERIA, SPAIN MAJOR: Political Science	<table border="1"> <thead> <tr><th>GP-GS</th><th>PPG</th><th>RPG</th><th>APG</th><th>MPG</th></tr> </thead> <tbody> <tr><td>2022-23</td><td></td><td></td><td></td><td></td></tr> <tr><td>CAREER</td><td>86-72</td><td>7.9</td><td>5.1</td><td>0.8</td><td>19.9</td></tr> </tbody> </table>	GP-GS	PPG	RPG	APG	MPG	2022-23					CAREER	86-72	7.9	5.1	0.8	19.9	<ul style="list-style-type: none"> • Posted nine double-digit outings this season (four in ACC play) • Tallied her first double-double in a Miami uniform (10 pts, 15 reb) vs. RMU • Earned PAC-12 All-Freshman honorable mention status • John R. Wooden Southern California High School Player of the Year in 2018 • Named the Star of the Generation for the 2000s by the Spanish National Team
GP-GS	PPG	RPG	APG	MPG																
2022-23																				
CAREER	86-72	7.9	5.1	0.8	19.9															
22		CHISO OKAFOR So. F 6-1 MATARO, SPAIN MAJOR: Communication	<table border="1"> <thead> <tr><th>GP-GS</th><th>PPG</th><th>RPG</th><th>APG</th><th>MPG</th></tr> </thead> <tbody> <tr><td>2022-23</td><td></td><td></td><td></td><td></td></tr> <tr><td>CAREER</td><td>7-0</td><td>0.4</td><td>0.9</td><td>0.1</td><td>3.7</td></tr> </tbody> </table>	GP-GS	PPG	RPG	APG	MPG	2022-23					CAREER	7-0	0.4	0.9	0.1	3.7	<ul style="list-style-type: none"> • Competed at the 2019 FIBA U16 Women's European Championship in Skopje, Macedonia, helping Spain to a bronze medal • Averaged 11.6 points and 7.3 rebounds over seven games • In a victory over France, tallied 23 points and 10 rebounds for her second double-double
GP-GS	PPG	RPG	APG	MPG																
2022-23																				
CAREER	7-0	0.4	0.9	0.1	3.7															
32		LAZARIA SPEARMAN Fr. F 6-4 DACULA, GA. MAJOR: TBD	<table border="1"> <thead> <tr><th>GP-GS</th><th>PPG</th><th>RPG</th><th>APG</th><th>MPG</th></tr> </thead> <tbody> <tr><td>2022-23</td><td></td><td></td><td></td><td></td></tr> <tr><td>CAREER</td><td></td><td></td><td></td><td></td></tr> </tbody> </table>	GP-GS	PPG	RPG	APG	MPG	2022-23					CAREER					<ul style="list-style-type: none"> • Totaled 22 multi-assist games and 14 with three-plus assist this season • Has tallied double-digit points in seven games this season • Spent two seasons at Wyoming, starting 51 of 53 games played • Member of the U18 and U20 National Women's Team in Croatia • Both parents played professional basketball in Croatia 	
GP-GS	PPG	RPG	APG	MPG																
2022-23																				
CAREER																				
35		LATASHA LATTIMORE So. F 6-4 TORONTO, ONTARIO, CANADA MAJOR: TBD	<table border="1"> <thead> <tr><th>GP-GS</th><th>PPG</th><th>RPG</th><th>APG</th><th>MPG</th></tr> </thead> <tbody> <tr><td>2022-23</td><td></td><td></td><td></td><td></td></tr> <tr><td>CAREER</td><td>32-1</td><td>3.2</td><td>2.8</td><td>0.3</td><td>10.3</td></tr> </tbody> </table>	GP-GS	PPG	RPG	APG	MPG	2022-23					CAREER	32-1	3.2	2.8	0.3	10.3	<ul style="list-style-type: none"> • Ranks fourth on the Canes in scoring (6.2) and first among bench players • Tallied double-digits in 11 games this season • Scored a career-high 19 points against Duke (1/18) • Earned All-ACC Freshman Team Honors in her rookie season at Syracuse • Won a gold medal in 3x3 basketball with France at the 2019 NAOC Games
GP-GS	PPG	RPG	APG	MPG																
2022-23																				
CAREER	32-1	3.2	2.8	0.3	10.3															
44		KYLA OLDACRE Fr. C 6-6 MASON, OHIO MAJOR: TBD	<table border="1"> <thead> <tr><th>GP-GS</th><th>PPG</th><th>RPG</th><th>APG</th><th>MPG</th></tr> </thead> <tbody> <tr><td>2022-23</td><td></td><td></td><td></td><td></td></tr> <tr><td>CAREER</td><td></td><td></td><td></td><td></td></tr> </tbody> </table>	GP-GS	PPG	RPG	APG	MPG	2022-23					CAREER					<ul style="list-style-type: none"> • Started 13 of 32 games played this season for Miami • Recorded first career double-double (17 pts, 11 reb) at Louisville in 2020-21 • Helped Gulf Coast to the NJCAA Division I national championship in 2019 • Represented France at 2019 FIBA U20 Women's European Championship • Teammate of Kenza Salgues at Le Centre Fédéral de Basketball 	
GP-GS	PPG	RPG	APG	MPG																
2022-23																				
CAREER																				