

# MIAMI

## 2023

H U R R I C A N E S   B A S E B A L L



IAN FARROW

CJ KAYFUS

ANDREW  
WALTERS

YOHANDY MORALES

PRESEASON

# ALL-AMERICANS







## TABLE OF CONTENTS

### MEDIA INFORMATION

1	Table of Contents
2	Quick Facts
3	2023 Schedule
4	Athletics Communications, Creative & Marketing
5	Media Policies
6	University Administration
7-11	Athletics Administration

### 2023 MIAMI HURRICANES

13-14	Head Coach Gino DiMare
15	Associate Head Coach J.D. Arteaga
16	Assistant Coach Norberto Lopez
17	Assistant Coach Brandon Brewer
18-19	Strength and Support Staff

### 2023 MIAMI HURRICANES

21	A Look at the 2023 Miami Hurricanes
22	Numerical Roster
23	Alphabetical Roster
24-35	Student-Athlete Profiles

### MIAMI HURRICANES BASEBALL HISTORY

37	Baseball in South Florida: A Hurricane Tradition
38-39	Miami Skippers
40	Ron Fraser: The Wizard of College Baseball
41	Jim Morris: 25 Years of Excellence at The U
42	Yearly Records
43-75	All-Time Results
76-77	All-Time Series History
78-121	All-Time Series Results
122	All-Time NCAA Tournament History
123-124	College Baseball Hall of Fame Inductees
125-126	National Award Winners
127-129	Baseball All-Americans
130	Freshman All-Americans

### MIAMI HURRICANES BASEBALL HISTORY

131-32	All-ACC Selections
133	All-ACC Tournament Selections
134-135	Miami Baseball Retired Numbers
136-137	All-Time #ProCanes By Team
138-140	MLB Draft Picks & Signees
141-145	Canes All-Time Lettermen
147	Attendance History
148-149	University of Miami Sports Hall of Fame
150-154	Team Records
155-158	Individual Leaders - Batting
158-159	Individual Leaders - Pitching

### 2023 MIAMI BASEBALL MEDIA GUIDE

- **EDITOR:** Josh White
- **LAYOUT:** Josh White
- **EDITORIAL ASSISTANCE:** Jane Huber, Brendan Reilly and previous members of the Miami communications staff
- **PHOTOGRAPHY:** JC Ridley, Richard Lewis
- **COVER & DESIGN:** Leo Ramos

## QUICK FACTS

### UNIVERSITY INFORMATION

Location	Coral Gables, Fla.
Enrollment	19,397
Founded	1925
Nickname	Hurricanes
Colors	Orange (PMS 1665), Green (PMS 3435) and White
President	Dr. Julio Frenk
Director of Athletics	Dan Radakovich
Faculty Athletics Representative	Dr. Marvin Dawkins
Conference	Atlantic Coast Conference
Stadium / Capacity	Alex Rodriguez Park at Mark Light Field / 3,552
Ticket Office Phone	1-800-60-CANES
Website	MiamiHurricanes.com
Mailing Address	5821 San Amaro Drive, Coral Gables, FL 33146

### ATHLETICS ADMINISTRATION

<p><b>Head Coach</b></p> <p><b>Record at Miami</b></p> <p><b>Career Overall Record</b></p> <p><b>Associate Head Coach / Pitching</b></p> <p><b>Assistant Coach / Recruiting Coordinator / Catchers</b></p> <p><b>Assistant Coach / Infielders</b></p> <p><b>Director of Player Development</b></p> <p><b>Director of Baseball Operations &amp; Camps</b></p> <p><b>Strength &amp; Conditioning Coach</b></p> <p><b>Athletic Trainer/Staff Physical Therapist</b></p> <p><b>Athletics Communications</b></p> <p><b>Academics</b></p> <p><b>Marketing</b></p> <p><b>Office Assistant</b></p>	<p>Gino DiMare</p> <p>126-65 (fifth season)</p> <p>126-65 (fifth season)</p> <p>J.D. Arteaga</p> <p>Norberto Lopez</p> <p>Brandon Brewer</p> <p>Jonathan Anderson</p> <p>Robert "G.M." McDaniel</p> <p>H.R. Powell</p> <p>Julian Rivera</p> <p>Josh White</p> <p>Demetres Darden</p> <p>Taylor Norton</p> <p>Liliana Macias</p>
<p><b>Senior President/Director of Athletics</b></p> <p><b>Senior Deputy Director of Athletics</b></p> <p><b>Deputy Director of Athletics</b></p> <p><b>Executive Associate AD / Student-Athlete Development</b></p> <p><b>Executive Associate AD / Business Operations</b></p> <p><b>Executive Associate AD / Brand and Marketing Strategy</b></p> <p><b>Sr. Associate AD / Development</b></p> <p><b>Sr. Associate AD / Performance, Health &amp; Wellness</b></p> <p><b>Sr. Associate AD / Communications &amp; Digital Strategy</b></p> <p><b>Sr. Associate AD / Academic Services</b></p> <p><b>Associate AD / Facilities and Capital Projects</b></p> <p><b>Associate AD / Academic Services</b></p> <p><b>Associate AD / Communications</b></p> <p><b>Associate AD / Sales &amp; Service</b></p> <p><b>Associate AD / Event Management &amp; Championships</b></p> <p><b>Associate AD / Compliance</b></p> <p><b>Associate AD / Alumni Programs</b></p> <p><b>Associate AD / Athletic Training</b></p> <p><b>Assistant AD / Sales &amp; Service</b></p> <p><b>Assistant AD / Communications</b></p> <p><b>Assistant AD / Student-Athlete Development</b></p> <p><b>Assistant AD / Development</b></p> <p><b>Assistant AD / Academic Services</b></p> <p><b>Assistant AD / Compliance</b></p> <p><b>Assistant AD / Digital &amp; Brand Strategy</b></p> <p><b>Assistant AD / Video Services</b></p> <p><b>Assistant AD / Development</b></p> <p><b>Assistant AD / Lead Learning Specialist</b></p> <p><b>Assistant AD / Creative Services</b></p> <p><b>Assistant AD / Production Services</b></p> <p><b>Assistant AD / Business Operations</b></p>	<p>Dan Radakovich</p> <p>Jennifer Strawley</p> <p>Jason Layton</p> <p>Shirlele Jackson</p> <p>Matthew Smale</p> <p>Savanna Wood</p> <p>Chris Cohen</p> <p>Luis Feigenbaum</p> <p>Carter Toole</p> <p>David Wyman</p> <p>Marcus Attles</p> <p>Demetres Darden</p> <p>Camron Ghorbi</p> <p>Holdyn Halperin</p> <p>Tom Ponietowicz</p> <p>Dan Raben</p> <p>Rick Remmert</p> <p>Vinny Scavo</p> <p>Kyla Blake</p> <p>Megan Barnes</p> <p>LaToya Farris</p> <p>Jon Gombinski</p> <p>Jessica Lopez</p> <p>Sarah McFall</p> <p>Tessa Mortensen</p> <p>Zachary Peters</p> <p>Dr. Parker Poliokoff</p> <p>Stephanie Shuey</p> <p>Kyle Sopperan</p> <p>Drew Thomas</p> <p>Josh Turner</p>

### COACHING STAFF & SUPPORT STAFF

<p><b>Head Coach</b></p> <p><b>Record at Miami</b></p> <p><b>Career Overall Record</b></p> <p><b>Associate Head Coach / Pitching</b></p> <p><b>Assistant Coach / Recruiting Coordinator / Catchers</b></p> <p><b>Assistant Coach / Infielders</b></p> <p><b>Director of Player Development</b></p> <p><b>Director of Baseball Operations &amp; Camps</b></p> <p><b>Strength &amp; Conditioning Coach</b></p> <p><b>Athletic Trainer/Staff Physical Therapist</b></p> <p><b>Athletics Communications</b></p> <p><b>Academics</b></p> <p><b>Marketing</b></p> <p><b>Office Assistant</b></p>	<p>Gino DiMare</p> <p>126-65 (fifth season)</p> <p>126-65 (fifth season)</p> <p>J.D. Arteaga</p> <p>Norberto Lopez</p> <p>Brandon Brewer</p> <p>Jonathan Anderson</p> <p>Robert "G.M." McDaniel</p> <p>H.R. Powell</p> <p>Julian Rivera</p> <p>Josh White</p> <p>Demetres Darden</p> <p>Taylor Norton</p> <p>Liliana Macias</p>
--	---

### PROGRAM HISTORY

First Year of Baseball	1940
	(79th season, No program from 1941-45 due to WWII)
All-Time Record	2725-1,747-18 (.703)
All-Time ACC Record	324-189-1 (.633)
National Championships	4 (1982, 1985, 1999, 2001)
NCAA Tournament Appearances	48 (1971, 1973-2016, 2019, 2021-22)
All-Time NCAA Tournament Record	200-105 (.656)
Last NCAA Tournament Opponent	Arizona (2022)

L, 4-3 - Coral Gables Regional

### College World Series Appearances

1974, 1978-82, 1984-86, 1988-89, 1992, 1994-99, 2001, 2003-04, 2006, 2008, 2015-16	25
--	----

### TEAM INFORMATION

2022 Overall Record	40-20
Home/Away/Neutral	29-10 / 11-8 / 0-2
2022 ACC Record / Finish	20-10 / 2nd Coastal
Letterwinners Returning / Lost	20 / 15
Newcomers	15 (8 freshmen / 4 transfers / 3 JUCO transfers)

### 2023 HURRICANES

KEY RETURNERS	CL	POS	AVG	HR	RBI
Yohandy Morales	Jr.	IF	.329	18	59
CJ Kayfus	Jr.	IF	.366	8	51
Dominic Pittelli	Jr.	IF	.249	8	45
Edgardo Villegas	So.	OF	.262	6	30
Dorian Gonzalez Jr.	So.	IF	.263	2	21
Zach Levenson	Jr.	OF	.300	7	28

KEY RETURNERS	CL	POS	W-L	ERA	IP
Andrew Walters	Jr.	RHP	0-1	1.65	32.2
Ronaldo Gallo	Jr.	RHP	3-0	3.47	36.1
Gage Ziehl	So.	RHP	2-2	4.04	35.2
Karson Ligon	So.	RHP	6-6	4.90	75.1

KEY LOSSES	POS	KEY STATS
Carson Palmquist (draft)	LHP	9-4, 2.89 ERA, 118 K, 84.0 IP
Jacob Burke (draft)	OF	.347, 13 2B, 13 HR, 58 RBI
Maxwell Romero Jr. (draft)	C	.272, 15 2B, 12 HR, 54 RBI
Jake Garland (draft)	RHP	6-2, 3.99 ERA, 54 K, 65.1 IP
Alex McFarlane (draft)	RHP	3-2, 4.00 ERA, 68 K, 45.0 IP

KEY NEWCOMERS	CL	POS	B/T	HT	WT
Dario Gomez	Sr.	OF	R/R	5-8	199
Ian Farrow	Jr.	OF	R/R	6-0	225
Ben Chestnutt	Jr.	RHP	R/R	6-1	202
Blake Cyr	Fr.	IF	R/R	5-11	190
Brian Walters	So.	RHP	R/R	6-3	192
Kaden Martin	Fr.	OF	L/L	6-0	232
Jason Torres	Fr.	IF	R/R	6-1	232

### COMMUNICATIONS

Assistant Director / Communications (Primary)	Josh White
Cell: 516-680-3878	E-mail: joshwhite@miami.edu
Executive Associate AD / Brand & Marketing Strategy	Savanna Wood
Cell: 904-607-4347	E-mail: sawwood@miami.edu
Associate AD / Communications	Camron Ghorbi
Cell: 786-877-7329	E-mail: c.ghorbi@miami.edu
Assistant AD / Communications	Megan Barnes
Cell: 630-651-8801	E-mail: meganbarnes@miami.edu
Director / Communications	Alex Schwartz
Cell: 609-902-3674	E-mail: alexschwartz@miami.edu
Assistant Director / Communications	James Knable
Cell: 412-316-6919	E-mail: jamesknable@miami.edu
Website	www.MiamiHurricanes.com
Twitter & Instagram	@MiamiHurricanes / @CanesBaseball
Facebook	/MiamiHurricanes / @CanesBaseball
Mailing Address	5821 San Amaro Drive, Coral Gables, FL 33146

### SOCIAL MEDIA ACCOUNTS

Official Athletics	Twitter: @MiamiHurricanes
	Facebook: /MiamiHurricanes
	Instagram: MiamiHurricanes
Official Baseball	Twitter: @CanesBaseball
	Facebook: /CanesBaseball
	Instagram: @CanesBaseball
Dan Radakovich	Twitter: @DanRadakovich
Gino DiMare	Twitter: @GinoDiMare
Miami Maniac	Twitter: @TheMiamiManiac
Sebastian the Ibis	Twitter: @UM-Sebastian



# 2023 SCHEDULE

DATE	OPPONENT	LOCATION	TIME
FEB. 17	PENN STATE	CORAL GABLES, FLA.	7 p.m.
FEB. 18	PENN STATE	CORAL GABLES, FLA.	1 p.m.
FEB. 19	PENN STATE	CORAL GABLES, FLA.	1 p.m.
FEB. 21	STETSON	CORAL GABLES, FLA.	6 p.m.
FEB. 22	INDIANA STATE	CORAL GABLES, FLA.	6 p.m.
FEB. 24	DARTMOUTH	CORAL GABLES, FLA.	7 p.m.
FEB. 25	DARTMOUTH	CORAL GABLES, FLA.	7 p.m.
FEB. 26	DARTMOUTH	CORAL GABLES, FLA.	1 p.m.
Feb. 28	at FAU	Boca Raton, Fla.	6:30 p.m.
Mar. 3	at Florida	Gainesville, Fla.	6:30 p.m.
Mar. 4	at Florida	Gainesville, Fla.	2 p.m.
Mar. 5	at Florida	Gainesville, Fla.	12 p.m.
MAR. 8	JACKSONVILLE	CORAL GABLES, FLA.	4 p.m.
MAR. 10	NC STATE*	CORAL GABLES, FLA.	7 p.m.
MAR. 11	NC STATE*	CORAL GABLES, FLA.	6 p.m.
MAR. 12	NC STATE*	CORAL GABLES, FLA.	1 p.m.
Mar. 15	at FIU	Miami, Fla.	6:30 p.m.
MAR. 17	VIRGINIA TECH*	CORAL GABLES, FLA.	7 p.m.
MAR. 18	VIRGINIA TECH*	CORAL GABLES, FLA.	7 p.m.
MAR. 19	VIRGINIA TECH*	CORAL GABLES, FLA.	1 p.m.
MAR. 22	FAU	CORAL GABLES, FLA.	6 p.m.
Mar. 24	at Wake Forest*	Winston-Salem, N.C.	6 p.m.
Mar. 25	at Wake Forest*	Winston-Salem, N.C.	4 p.m.
Mar. 26	at Wake Forest*	Winston-Salem, N.C.	12 p.m.
MAR. 28	FIU	CORAL GABLES, FLA.	6 p.m.
MAR. 31	FLORIDA STATE*	CORAL GABLES, FLA.	7 p.m.
APR. 1	FLORIDA STATE*	CORAL GABLES, FLA.	7 p.m.
APR. 2	FLORIDA STATE*	CORAL GABLES, FLA.	1 p.m.
APR. 4	UCF	CORAL GABLES, FLA.	6 p.m.
Apr. 6	at Virginia*	Charlottesville, Va.	6 p.m.
Apr. 7	at Virginia*	Charlottesville, Va.	6 p.m.
Apr. 8	at Virginia*	Charlottesville, Va.	1 p.m.
Apr. 13	at North Carolina*	Chapel Hill, N.C.	7 p.m.
Apr. 14	at North Carolina*	Chapel Hill, N.C.	6 p.m.
Apr. 15	at North Carolina*	Chapel Hill, N.C.	12 p.m.
APR. 18	BETHUNE-COOKMAN	CORAL GABLES, FLA.	6 p.m.
Apr. 19	at FAU	Boca Raton, Fla.	6:30 p.m.
APR. 21	Georgia Tech*	CORAL GABLES, FLA.	7 p.m.
APR. 22	Georgia Tech*	CORAL GABLES, FLA.	7 p.m.
APR. 23	Georgia Tech*	CORAL GABLES, FLA.	1 p.m.
APR. 25	FAU	CORAL GABLES, FLA.	6 p.m.
Apr. 27	at Louisville*	Louisville, Ky.	7 p.m.
Apr. 28	at Louisville*	Louisville, Ky.	6 p.m.
Apr. 29	at Louisville*	Louisville, Ky.	1 p.m.
MAY 5	PRESBYTERIAN	CORAL GABLES, FLA.	7 p.m.
MAY 6	PRESBYTERIAN	CORAL GABLES, FLA.	7 p.m.
MAY 7	PRESBYTERIAN	CORAL GABLES, FLA.	1 p.m.
MAY 10	FIU	CORAL GABLES, FLA.	6 p.m.
May 12	at Pittsburgh*	Pittsburgh, Pa.	6 p.m.
May 13	at Pittsburgh*	Pittsburgh, Pa.	3 p.m.
May 14	at Pittsburgh*	Pittsburgh, Pa.	1 p.m.
May 16	at FIU	Miami, Fla.	6:30 p.m.
MAY 18	DUKE*	CORAL GABLES, FLA.	7 p.m.
MAY 19	DUKE*	CORAL GABLES, FLA.	7 p.m.
MAY 20	DUKE*	CORAL GABLES, FLA.	1 p.m.
May 23-28	ACC Baseball Championship	Durham, N.C.	TBA
Jun. 2-5	NCAA Regionals	TBA	TBA
Jun. 9-12	NCAA Super Regionals	TBA	TBA
Jun. 16-26	College World Series	Omaha, Neb.	TBA

**BOLD CAPS** - home game, played at Alex Rodriguez Park at Mark Light Field in Coral Gables, Fla.

\* - ACC game

All times Eastern and subject to change

## ATHLETICS COMM., CREATIVE &amp; MARKETING

## SENIOR STAFF

## JASON LAYTON

## DEPUTY AD

Alma Mater: St. Leo, 1999

Twitter: @laytonjason

Office: 305-284-3231

Cell: 786-570-2637

E-mail: jlayton@miami.edu

## SAVANNA WOODS

## EXECUTIVE ASSOCIATE AD / BRAND AND MARKETING STRATEGY

Alma Mater: Florida, 2015

Twitter: @knoconswood

Office: 305-284-3231

Cell: 904-607-4347

E-mail: savwood@miami.edu

## COMMUNICATIONS

## CAMRON GHORBI

## ASSOCIATE AD / COMMUNICATIONS

FOOTBALL<sup>1</sup>

Alma Mater: Miami, 2011

Twitter: @CamronGhorbi

Office: 305-284-3230

Cell: 786-877-7329

E-mail: c.ghorbi@miami.edu

## MEGAN BARNES

## ASSISTANT AD / COMMUNICATIONS

## WOMEN'S BASKETBALL, MEN'S TENNIS

Alma Mater: Missouri, 2017

Twitter: @megbarnes3

Office: 305-284-6797

Cell: 630-651-8801

E-mail: meganbarnes@miami.edu

## ALEX SCHWARTZ

## DIRECTOR / COMMUNICATIONS

MEN'S BASKETBALL, WOMEN'S TENNIS, FOOTBALL<sup>2</sup>

Alma Mater: Miami, 2013

Twitter: @AlexJSchwartz

Office: 305-284-3249

Cell: 609-802-3674

E-mail: alexschwartz@miami.edu

## JOSH WHITE

## ASSISTANT DIRECTOR / COMMUNICATIONS

BASEBALL, SOCCER, FOOTBALL<sup>3</sup>

Alma Mater: Miami, 2020

@\_JoshRWhite

Office: 305-284-6656

Cell: 516-680-3878

E-mail: joshwhite@miami.edu

## JAMES KNABLE

## ASSISTANT DIRECTOR / COMMUNICATIONS

## VOLLEYBALL, TRACK &amp; FIELD

Alma Mater: West Virginia, 2022

@jamesknable\_

Office: 305-284-9816

Cell: 412-316-6919

E-mail: jamesknable@miami.edu

## CATHERINE COFFENBERG

## ATHLETIC COMMUNICATIONS ASSISTANT

## ROWING, GOLF, SWIMMING &amp; DIVING

Alma Mater: Miami, 2022

Office: 305-284-6782

Cell: 732-299-2306

E-mail: cac466@miami.edu

## CHRISTY CABRERA CHIRINOS

## SENIOR EDITOR

Alma Mater: Miami 2000

Twitter: @ChristyChirinos

Office: 305-284-6782

Cell: 224-723-9645

E-mail: cchirinos@miami.edu

## CREATIVE SERVICES

## KYLE STOPPERAN

## ASSISTANT AD / CREATIVE SERVICES

Alma Mater: Colorado State, 2001

Twitter: @KyleStopperan

E-mail: kstopperan@miami.edu

## LEO RAMOS

## DIRECTOR / BRAND MARKETING

Alma Mater: Miami, 2012

Twitter: @LeoRamos82

E-mail: lramosl@miami.edu

## TESSA MORTENSEN

## ASSISTANT AD / DIGITAL &amp; BRAND STRATEGY

Alma Mater: FGCU, 2016

Twitter: @tessamort

E-mail: tmortensen@miami.edu

## KYLIE GREENWELL

## ASSISTANT DIRECTOR / DIGITAL STRATEGY

Alma Mater: Idaho State, 2020

Twitter: @KylieGreenwell

E-mail: kxq828@miami.edu

## EVENT EXPERIENCE

## MARLON CLARKE

## DIRECTOR / EVENT EXPERIENCE

Alma Mater: Palm Beach State, 2012

E-mail: mxc2670@miami.edu

## TAYLOR NORTON

## ASSISTANT DIRECTOR / EVENT EXPERIENCE

Alma Mater: UNLV, 2019

E-mail: tan59@miami.edu

## MEGAN SIEBERSMA

## MANAGER / PRODUCTION SERVICES

Alma Mater: Texas A&amp;M, 2017

E-mail: mms502@miami.edu

## DIGITAL MARKETING

## TAYLOR LYNN

## DIRECTOR / CONSUMER MARKETING &amp; CRM STRATEGY

Alma Mater: Miami, 2017

E-mail: t.lynn2@umiami.edu

## DANIEL CONTRERAS

## DIGITAL MARKETING SPECIALIST

Alma Mater: FIU, 2019

E-mail: dcontreras@miami.edu

## ALECIA BEHRENS

## DIGITAL MARKETING SPECIALIST

Alma Mater: Florida State, 2022

E-mail: avb83q@miami.edu



## MEDIA POLICIES

### COVERING THE HURRICANES

Interview requests for Miami baseball student-athletes and coaches must be submitted to Josh White (joshwhite@miami.edu) in all instances. The Miami communications staff will make every effort to schedule a time to accommodate those requests, based on time constraints, class schedules and other obligations.

### MEDIA CREDENTIALS

Requests for working media and photo credentials should be submitted to Josh White (joshwhite@miami.edu) by sports editors or sports directors of accredited media. There are no season credentials for 2022-23. Credentials will be distributed on a single-game basis only.

Requests should be made as early as possible and should be limited to working media only. Requests made within two days of the game may not be considered. Media members may pick up their single-game credential at the media will call table located at the front of Alex Rodriguez Park.

### LIVE BROADCASTS

It is not permissible for any non-rights holder to broadcast over the air, stream over the internet (audio or video), or transmit in any other way, any live event without the consent of the University of Miami athletics department.

Live events include varsity contests, press conferences (including but not limited to weekly scheduled and postgame press conferences) and any other group media availability. Exceptions may be made for any major newsbreaking event. Failure to follow this policy will result in having credentials revoked.

### POSTGAME INTERVIEWS

Miami head coach Gino DiMare and select student-athletes will meet with the media in-person at Alex Rodriguez Park at Mark Light Field in the team meeting room after each game.

### PARKING

Parking is available in the lots adjacent to Alex Rodriguez Park, as well as on the street, via the PayByPhone app. There are no parking passes for Miami baseball games.

### PHOTOGRAPHY

Miami follows NCAA and ACC rules regarding media representatives photographing games. Only properly credentialed photographers will be allowed in the designated photo areas at Alex Rodriguez Park at Mark Light Field as specified by the NCAA and ACC.

NO photographers will be permitted to shoot from inside the field of play. All photographers must remain in the designated photo areas outside of the field of play. Photo credentials are subject to revocation by the Miami athletics communications office at any time.

### SCOUTS

Professional scouts may request credentials and are permitted to attend games. Approved individuals will be assigned a designated section and row to sit in. Scouts will be required to follow all of the same protocols as media members.

### ARCHIVING OF EVENT AUDIO/VIDEO

It is not permissible for any non-rights holder to post, place, broadcast, or make available in any other way, audio or video event content that exceeds three (3) minutes in length. Events are defined as varsity contests, press conferences and any other group media availability. Archiving may not begin until the conclusion of the entire event. It is not permissible to reuse or post any video produced and/or owned by the University of Miami athletics department without the consent of the University.

### UNAUTHORIZED CREDENTIAL USE

Credentials will be issued to working media only. Media credentials are not transferable and use by anyone other than members of the working media is unauthorized. Media credentials used in an unauthorized manner will be revoked immediately. Anyone allowing unauthorized individuals to use credentials will have their credentials revoked for the remainder of the year.

### QUESTIONS?

Please contact Josh White via email at joshwhite@miami.edu or by phone at 516-680-3878 with any questions about the University of Miami baseball team.



**DR. JULIO FRENK**  
**UNIVERSITY PRESIDENT**  
 UNIVERSIDAD NACIONAL AUTÓNOMA DE MÉXICO,  
 1979

Dr. Julio Frenk, a noted leader in global public health and a renowned scholar and academic, was named the sixth president of the University of Miami in April 2015. He assumed his leadership post on August 16, 2015.

Prior to joining the University of Miami, Dr. Frenk was Dean of the Faculty at the Harvard T.H. Chan School of Public Health since January 2009. While at Harvard, he was also the T & G Angelopoulos Professor of Public Health and International Development, a joint appointment with the Harvard Kennedy School of Government.

Dr. Frenk served as the Minister of Health of Mexico from 2000 to 2006. He pursued an ambitious agenda to reform the nation's health system and introduced a program of comprehensive universal health insurance, known as Seguro Popular, which expanded access to health care for tens of millions of uninsured Mexicans.

Dr. Frenk was the founding director-general of the National Institute of Public Health in Mexico, one of the leading institutions of health education and research in the developing world. In 1998 Dr. Frenk joined the World Health Organization (WHO) as executive director in charge of Evidence and Information for Policy, WHO's first-ever unit explicitly charged with developing a scientific foundation for health policy to achieve better outcomes.

He also served as a senior fellow in the global health program of the Bill & Melinda Gates Foundation and as president of the Carso Health Institute in Mexico City. He is the founding chair of the board of the Institute for Health Metrics and Evaluation at the University of Washington. He also co-chaired the Commission on the Education of Health Professionals for the 21st Century, which published its influential report in the leading journal *The Lancet* in 2010, triggering a large number of follow-up initiatives throughout the world.

Dr. Frenk holds a medical degree from the National Autonomous University of Mexico, as well as a master of public health and a joint doctorate in Medical Care Organization and in Sociology from the University of Michigan, Ann Arbor. He has been awarded honorary doctorates from several institutions of higher learning. In September of 2008, Dr. Frenk received the Clinton Global Citizen Award for changing "the way practitioners and policy makers across the world think about health."

He is a member of the U.S. Institute of Medicine, American Academy of Arts and Sciences, and National Academy of Medicine of Mexico.



**DR. MARVIN DAWKINS**  
**FACULTY REPRESENTATIVE**  
 EDWARD WATERS, 1970

Dr. Marvin Dawkins, a distinguished professor in the Department of Sociology at the University of Miami, is in his eleventh year as the Faculty Athletics Representative. He was named to the post in April 2012, replacing Clyde McCoy after his 17 years of service in that role.

In his FAR post, Dawkins is responsible for ensuring the academic integrity of students participating in University athletic programs and helping to oversee institutional control of the Department of Athletics. The Faculty Athletics Representative serves as a liaison between the University and the athletic department. This individual is the University's voting delegate to the ACC and represents UM with the NCAA and ACC.

Dawkins received his doctorate from Florida State and completed his postdoctoral research fellowships at Howard University and The Johns Hopkins University. He previously served on the faculties of the University of Maryland, Old Dominion University and the University of Wisconsin-Parkside.

His research focuses on issues of race and social equity in such areas as education, career aspirations and mobility, substance abuse prevention, and sports. He has published widely in these areas, including his most recent article titled "Race and Pathways to Power in the National Football League" (with Jomillis H. Braddock and Erica Smith), which appears in *American Behavioral Scientist* (2012).

His research on golf includes book chapters, scholarly articles, and the book *African American Golfers During the Jim Crow Era* (Praeger 2000), coauthored with Graham C. Kinloch. Dawkins is a member of the United States Golf Association Museum Committee.



**DAN RADAKOVICH**

**VICE PRESIDENT / DIRECTOR OF ATHLETICS**  
**INDIANA (PA.), 1980**

Dan Radakovich was named the 14th Director of Athletics in University of Miami history on December 8, 2021, returning to his graduate school alma mater as one of the nation's most decorated and successful college athletics administrators.

Radakovich, who most recently served as Director of Athletics at Clemson for nine years, launched his career at UM in 1983 as the Hurricanes' athletic business manager, an experience which charted a course that has now spanned seven schools and 30-plus years as a visionary leader in all aspects of college athletics.

In his first six months in Coral Gables, Radakovich has worked with campus leaders to chart an ambitious course for Miami Athletics with respect to facilities, sport sponsorship, fundraising and staff development. He has hired two new head coaches (golf, rowing) and extended the contracts of five others. He has worked closely with new football head coach Mario Cristobal to ramp up recruiting, evaluation, sports science and creative resources. He has presided over a department that produced its 84th individual national champion (diver Mia Vallée); its first men's basketball Elite Eight appearance; its first ACC Tournament final appearance for women's basketball; its fourth women's track and field ACC outdoor title; its highest season-ending women's tennis ranking since 2013; and the rowing team's first CRCA poll ranking in program history.

Miami was one of just two schools (along with North Carolina) this past season to have its football team qualify for a bowl game, its men's basketball team reach the Sweet 16 and its baseball team host a regional. In addition, UM was one of just three schools (along with Michigan and Tennessee) to have its teams advance to the postseason in football, men's basketball, baseball, women's basketball and women's volleyball.

Radakovich is the immediate past President of LEAD1, which represents athletic directors at the Division I level. He was named 2017 SportsBusiness Journal Athletic Director of the Year after being a finalist in 2015. In 2014, Radakovich was one of 13 people, including one of only five FBS Directors of Athletics, to be named to first College Football Playoff committee.

At Clemson, Radakovich oversaw the most successful stretch in Tigers football history as the program won two national championships (2016, 2018), six ACC titles and made six College Football Playoff appearances.

Radakovich continuously led the Tigers athletic department to high achievements, both on the field and in the classroom, while developing significant upgrades in finance and facilities.

Clemson set a school record in the NCAA's most recent Graduation Success Rate (GSR) report, posting a 95 percent score, which also tied for first in the ACC amongst public schools. Eight Tigers programs earned perfect scores. Clemson student-athletes recorded nine semesters with a 3.0 GPA or higher, including a record 3.57 GPA in the spring of 2020. Radakovich guided the department successfully throughout the pandemic, helping Clemson to reopen athletic operations, including safely hosting 112,367 fans at Memorial Stadium in 2020, third most in the nation.

In 2020-21, Clemson had its best finish in the Learfield Directors' Cup since 2007, finishing No. 36. Highlighting the athletic year, the football program claimed the ACC title and appeared in the College Football Playoff, the men's soccer program claimed the 2020 ACC championship, and the women's soccer program advanced to the Elite Eight. Additionally, Radakovich oversaw the development of the

softball program at Clemson, which officially began in the spring of 2020. That program earned the ACC regular-season championship in 2021 and made its first trip to the NCAA Tournament. Clemson also made NCAA appearances in men's basketball, indoor and outdoor track & field and men's and women's golf.

During Radakovich's tenure, IPTAY, the school's fundraising arm, saw significant increases in contributions and he was instrumental along with the IPTAY Board of Directors in the Cornerstone Partner Program, which together has helped fund numerous investments in infrastructure and the student-athlete experience.

During the 2018-19 school year, Clemson won its second football national championship in three years, defeating Alabama 44-16. During the 2017-18 school year, Clemson became the first school in history to reach the College Football Playoff, advance to the Sweet 16 of the NCAA Men's Basketball Tournament and host a baseball regional in the same season.

Since 2013, Clemson received approvals for more than \$200 million in facility improvements and increased spending on direct student-athlete development programs, including nutrition, mental health and professional development, by \$2.4 million. His department increased overall revenue from \$69 million in fiscal year 2014 to a budgeted \$131 million in fiscal year 2020. Littlejohn Coliseum opened to rave reviews following a \$63 million renovation. The Allen N. Reeves Football Complex opened in 2017, setting the standard for football facilities around the country. The Nieri Family Student-Athlete Enrichment Center opened as a state-of-the-art facility for student-athlete development in the classroom and community. The development, rebranding and expansion of football's P.A.W. Journey highlighted a best-in-class approach to preparation for life after their Clemson football careers.

Prior to his arrival, Radakovich amassed a wealth of experience serving in significant athletic administrative roles at Georgia Tech, LSU, American, South Carolina, Long Beach State and UM.

Radakovich came to Clemson from Georgia Tech, where he served as Director of Athletics for six years (2006-12). Prior to his tenure at Georgia Tech, Radakovich worked as a Senior Associate Athletic Director at LSU from 2001-06. He had many responsibilities that dealt with the football program and worked closely with then-head coach Nick Saban, including the year the Tigers won the national title in 2003.

From 2000-01 Radakovich was Director of Athletics at American University. Between 1994 and 2000, he served as Chief Financial Officer at South Carolina. He gained experience on the West Coast from 1989-94, when he was a Senior Associate Athletic Director at Long Beach State. Radakovich worked at The U from 1983-85 as Athletics Business Manager.

Radakovich, a native of Aliquippa, Pa., is a 1980 graduate of Indiana (Pa.), where he earned a bachelor's degree in finance. He was also a football letterman and student coach with the Crimson Hawk program, and he was inducted into the school's athletic hall of fame in 2021. He previously was enshrined into the Beaver County Sports Hall of Fame in 2008 and was recognized as a distinguished alumnus from Indiana in 2009.

Radakovich and his wife, Marcie, have two sons, Christian, a 2012 Georgia Tech graduate, and Grant, a 2015 Mercer graduate who was a tight end on Clemson's 2016 national championship football team.

## ATHLETICS ADMINISTRATION

### JENNIFER STRAWLEY

SENIOR DEPUTY DIRECTOR OF ATHLETICS  
PENNSYLVANIA, 1998



Jennifer Strawley currently serves as the Senior Deputy Director of Athletics for the University of Miami, where she oversees all day-to-day operations of the department with all areas of the organization, outside of facilities and development reporting directly to Strawley. She works closely with the Director of Athletics on all department activities to ensure Miami is best positioned for success.

Currently serving as the department's second-in-command, Strawley works with the Director of Athletics, University leadership, and campus and community partners to support and advance the success of the Miami Hurricanes. She provides leadership for the administration of all of the 17 of Miami sports programs and the athletics senior administration.

Strawley, who served as Interim Director of Athletics from November 2021 through January 2022, is the sport administrator for football and women's basketball and also serves as the department's Senior Women Administrator.

Strawley has been at Miami since 2012 and played a key role in the hiring of several head coaches including current head coach Mario Cristobal. She was instrumental in the development of Miami's annual Celebration of Women's Athletics recognizing the achievements of Miami's female student-athletes while raising money to support women's athletics.

Actively engaged in intercollegiate athletics nationally, Strawley has served on various committees within the NCAA and the ACC including serving on the NCAA Women's Basketball Oversight Committee, the NCAA Championships Finance Review Working Group, the NCAA Football Recruiting Working Group and the NCAA Men's Basketball Non-Scholastic Working Group. In addition, Strawley has served on the ACC Board of Directors as the chair of the ACC Senior Women Administrator group, the ACC Television Committee, the ACC Equity Committee, the ACC Infractions and Sportsmanship Review Committee and the ACC Football Schedulers Group. She also has served on the Board of Directors for Women's Leaders in College Sports and the Women's Basketball Coaches Association.

Prior to UM, Strawley concluded her second tour with the NCAA as the Director of Academic and Membership Affairs. In this role, Strawley was instrumental in providing leadership in the areas of academic governance and development of academic policy. Strawley served on the senior management team and was involved in a variety of other internal operations.

Strawley rejoined the NCAA after serving as the Associate Athletics Director for Intercollegiate Sport Programs and Senior Woman Administrator at Columbia University from 2007-10. While at Columbia, she oversaw numerous varsity sport programs including football and was the athletics program liaison for gender equity and diversity initiatives. Strawley was a member of the department's Executive Management Team.

Prior to her tenure at Columbia, Strawley was the Director of Membership Services and Student-Athlete Reinstatement at the NCAA. In this role, she provided oversight of the student-athlete reinstatement process and was instrumental in the implementation of the student first philosophy. Strawley served as a liaison to numerous NCAA committees and task forces, including the NCAA Divisions I, II and III Student-Athlete Reinstatement Committees, the NCAA Olympic Sports Liaison Committee, and the working group appointed to review trends in initial eligibility.

Strawley first joined the NCAA in 1998 as an enforcement services intern. She is a 1998 graduate of the University of Pennsylvania where she earned her Bachelor of Arts degree in history. During her time at Pennsylvania, she was a two-year captain for the Quakers' softball team. She was inducted into the William Tennent High School Athletics Hall of Fame in January of 2014. Strawley was named the Women's Basketball Coaches' Association Administrator of the Year in 2021.



### JASON LAYTON

DEPUTY DIRECTOR OF ATHLETICS  
SAINT LEO, 1999

Jason Layton serves as the University of Miami Deputy Director of Athletics, a position he took over in August 2017. He initially joined Miami in December 2014 as the Senior Associate Athletics Director for Communications and Sales.

In his current position, Layton is responsible for managing the department's marketing, digital strategies, communications, ticket sales, ticket operations, client experience, video production and broadcast departments.

Additionally, Layton has oversight of all departmental licensing matters, Hurricane Global Partnerships and serves as the department ACC Network liaison.

Since his arrival, Miami has seen exceptional growth in ticket sales and video production services in both content and broadcast with ESPN and the newly formed ACC Network.

Under his watch, Miami has seen an increased level of season ticket sales in football and men's basketball. Under Layton's guidance, Miami saw an unprecedented growth in football attendance during the 2016 season, as the Hurricanes totaled 42,000 season ticket holders and averaged 58,572 fans per game – the 27th-highest total in the nation and leader among all Power Five schools in percentage increase on a year-to-year basis (23 percent).

In addition, Miami sold out its entire 2015-16 and 2016-17 men's basketball season ticket allotment, marking the first time in Hurricane Athletics history that a team has sold out its entire season ticket allotment in back-to-back seasons.

Layton also serves as the primary contact for ESPN with the recent launch of the ACC Network, first in digital format in August 2016 and building to the linear network in fall of 2019. Since 2015, Miami has produced over 200 live events on ESPN3/ACC Network Extra – a figure that ranks near the top of all ACC schools.

Layton, a Florida native, arrived in Miami after spending the 2013 and 2014 seasons at Colorado State University where he served as the department's Senior Associate Athletics Director for Sales and Marketing. During his time in Fort Collins, Colo., Layton's ticket sales plans drove double-digit increases in football, volleyball, men's basketball and women's basketball revenue and tickets sold.

Before his arrival at Colorado State, Layton spent 13 years with the Tampa Bay Buccaneers. In his 13 years with the club, he handled a variety of responsibilities from sales, marketing, ticketing and luxury suite operations to advertising, accounting, finance and purchasing. Layton began his career with the Buccaneers as a customer service representative in 1999 before elevating to the role of Senior Director of Business Administration in 2011. Layton received his bachelor's and master's degrees from Saint Leo University in Saint Leo, Fla.





**SHIRELLE JACKSON**  
EXECUTIVE ASSOCIATE AD  
STUDENT-ATHLETE DEVELOPMENT  
BOWLING GREEN, 1994

Shirelle Jackson is the Executive Associate Athletic Director of Student-Athlete Development at the University of Miami. Jackson initially joined Miami as the director of student-athlete development in March 2014 and was promoted to assistant AD in July 2016. Jackson also oversees the Hurricanes' track and field and cross country programs.

Prior to joining the athletics department, Jackson spent the previous five years in various capacities in the College of Arts and Sciences at UM. In 2014, Jackson received the Department of Biology Excellence in Service Award, for her efforts with 800+ Biology majors.

Her initial position within athletics was a new role intended to enhance the athletic department's efforts to develop programming which will enhance the total development of our student-athletes. Under her vision and leadership that role has grown into an office with two full time staff members and year round programming and leadership opportunities for our student athlete population. Due to the high level of community outreach, in 2018, the Miami Hurricanes earned the NCAA Helper-Helper Division I Community Service National Championship Award.

In addition to community service & outreach efforts, Jackson has been a featured panelist & speaker for the Women In Sports Forum, 2016 and 2018. She also served in the same capacity for Women Leaders in College Sports (formerly NACWAA) during their Institute for Administrative Advancement, 2019. Jackson has been a member of Women Leaders in College Sports since 2000. She is a 2002 graduate of Women Leaders/HERS Institute for Administrative Advancement. In 2016, Jackson received the Women Leaders Nell Jackson Administrator of the Year Award for her efforts engaging student-athletes, department staff & campus partners with an inclusive environment.

Prior to arriving at UM, Shirelle was the director of athletic academic support services from 2005-08 at FIU, where she oversaw the management and operation of the school's academic support program for its 400 student-athletes. She also coordinated the academic and personal advising, class registration, tutors, study hall and study skills workshops. During her tenure at FIU, she saw her full-time staff increase from two to six and the student-athlete graduation rate improved by 16 percent.

She was the assistant director for student-athlete services for 11 months at Bowling Green State University in Bowling Green, Ohio. Her first athletics position was as assistant AD for student development from August 2002-July 2004 at Eastern Connecticut State.

Jackson was a two-year letter winner for the women's track and field team at Bowling Green. She received her bachelor's degree from Bowling Green in 1994 and her master's degree in counseling from Central Connecticut State in 1998. She is currently a doctoral candidate in higher education leadership at Nova Southeastern in Davie.

She is married to Jason Jackson, who is the television host and courtside reporter for Miami HEAT telecasts on Sun Sports. The couple has two sons, Justin and Jordan.



**MATTHEW SMALE**  
SENIOR ASSOCIATE AD  
BUSINESS OPERATIONS  
MARYLAND, 2010

Matt Smale currently serves as Miami's Executive Associate Athletics Director of Business Operations.

Smale, who arrived to Coral Gables in July 2018 as the Assistant Athletics Director of Business Operations, plans, prepares and manages the department's operating budget, and oversees the daily operations of the business office. Smale serves as liaison to the university's budget and controller's offices, among other duties.

A Maryland native, Smale previously served as director of business operations for the University of Maryland's athletics department from September 2016 - July 2018. He spent nearly five years with Terrapins Athletics, beginning in November 2013 as an accountant before being promoted to assistant director of business operations in October 2015.

Smale spent more than two years at George Washington University as a business/compliance assistant, and has previous experience at D.C. United and the Bowie Baysox.

A 2010 graduate from the University of Maryland's Robert H. Smith School of Business, Smale graduated with his MBA from the University of Baltimore in December 2017. Smale and his wife, Kelly, live in Miami.



**CHRIS COHEN**  
**SENIOR ASSOCIATE AD**  
**DEVELOPMENT**  
 MIAMI, 1997

Chris Cohen is responsible for all development operations for UM Athletics, including campaign oversight, major giving, annual fund, donor stewardship, event hospitality and coordination with central university development efforts. Cohen is currently in his 20th year overall at Miami.

Cohen has been a part of every major athletics fundraising initiative at the University since 2000, including the Hurricane Club annual fund, construction of a new home arena for our men's and women's basketball programs as well as both University-wide capital campaigns. During Cohen's tenure, he has solicited and secured gifts on over \$150 million in capital projects and facility improvements, including the Carol Soffer Indoor Practice Facility, Schwartz Center for Athletic Excellence, Watsco Center, Basketball Victory Fund, Alex Rodriguez Park, Hecht Athletic Center expansion and the Schiff Tennis Center.

Cohen is an original member of the Athletics fundraising team for the historic University-wide Momentum Campaign (2000-2008) that saw Miami as the first institution in the state of Florida to complete a \$1 billion capital campaign. During the Momentum Campaign, the Athletics team raised more than \$85 million, eclipsing a goal of \$68 million and also raised \$118 million toward the \$1.6 billion total for the Momentum2 Campaign completed in 2016.

Prior to working in the Hurricane Club, Cohen began his full-time career at UM Athletics in the ticket sales department where he was an account executive in one of college athletics' first outbound sales teams. Prior to UM Athletics, Cohen was a ticket sales associate for the Miami Heat.

Cohen is a two-time alumnus of the University of Miami, graduating with honors in 1997 with a bachelor's degree in business administration (majoring in sport management). Cohen went on to receive a master's degree in sport administration in 2009. He serves on the board of the University of Miami Sports Hall of Fame, is a published author and is an active guest lecturer in the Sport Administration department. Cohen is the current Chair of the ACC Development Directors group. He and his wife Gaby, have two children - son, Jake, and daughter, Sadie.



**LUIS FEIGENBAUM**  
**SENIOR ASSOCIATE AD**  
**PERFORMANCE, HEALTH & WELLNESS**  
 MIAMI, 1998, 2000

Luis Feigenbaum was named Senior Associate Athletics Director for Performance, Health and Wellness in August 2018. He was promoted after serving as the UHealth Chief of Sports Physical Therapy. He is also the program director for the University of Miami Sports Physical Therapy Residency and a clinical assistant professor in the Department of Physical Therapy at the Miller School of Medicine.

Luis is a Board Certified Sports Clinical Specialist (2008) through the American Board of Physical Therapy Specialties, Certified and Licensed Athletic Trainer (2003) by National Athletic Trainers Association, and a Certified Strength and Conditioning Specialist (2000) by the National Strength and Conditioning Association, a Certified Blood Flow Restriction Therapy (2016) provider, and has completed a FIFA Diploma in Sports Medicine (2017).

He is a two-time graduate of the University of Miami, in 1998 earning his B.S. in Health Science and 2000 with a master's degree in Physical Therapy. He earned his Doctor of Physical Therapy in 2011 from Temple University.

A native of Miami, Feigenbaum and his wife, Jessica, also a two-time alumna of the University of Miami, have two daughters, Siena and Presley.



**CARTER TOOLE**

**SENIOR ASSOCIATE AD  
COMMUNICATIONS / CHIEF OF STAFF  
NORTH CAROLINA, 1995**

Carter Toole serves as the Senior Associate Athletic Director for Strategic Communications and the athletic department's Chief of Staff. He joined the Hurricanes as the Associate Athletic Director for Communications & Digital Strategy in 2016 and was promoted to Senior Associate Athletic Director in 2017 before assuming his current role in 2022.

Toole provides high-level executive support to the Vice President/Director of Athletics, directing planning, research, analysis and execution for department-wide initiatives and the overall strategic plan. He develops and manages benchmarks for all varsity sport programs, serves as the chief copywriter for athletic department communications, serves as the department liaison for campus-related communications matters and assists with special projects. He is also the sport administrator for the swimming and diving and women's tennis programs. When he was Senior Associate Athletic Director of Communications & Digital Strategy, Miami's communications staff won its first two Football Writers Association of America Super TI Awards in 2018 and 2021.

Toole previously co-owned a Nashville-based marketing agency, Wheelhouse Marketing Advisors, which was acquired by a local technology firm (Atiba) at the end of 2015. Before launching Wheelhouse he served as Vice President, Digital, at another Nashville firm, January & Associates.

Prior to entering the agency business, Toole worked in the National Football League for nine seasons with four teams. After public relations stints with the Green Bay Packers, Tennessee Titans and Tampa Bay Buccaneers, he joined the Houston Texans as the club's first Director of Internet Services & Publications. He was part of the Texans' communications staff that won the Pete Rozelle Award in 2004 as voted on by the Pro Football Writers Association of America. He also authored the book *Opening Night* on Houston's return to the NFL. Toole has worked eight Super Bowls as a member of the NFL's media relations staff.

Toole started his sports communications career in the media relations offices at Arizona State University and the University of North Carolina at Chapel Hill, where he earned his bachelor's degree in English.

A native of Alexandria, Va., Toole and his wife, Barbara, have two daughters.

**DAVID WYMAN**

**SENIOR ASSOCIATE AD  
ACADEMIC SERVICES  
FLORIDA A&M, 1994**

"When you do the right things, the right things happen."

David Wyman has empowered over 2,000 student-athletes with his signature creed. Now in his 23rd year, Wyman has advised and mentored a diverse population of student-athletes to become skilled professionals in many different careers.

Wyman is the Senior Associate Athletic Director for Academic Services at the University of Miami, a position he was promoted to in August 2017. Wyman is also the sport administrator for Miami's volleyball program.

He began his own career as an intern, and was quickly promoted to the full-time staff after working just two months in the academic services division. Wyman became the assistant director two years later, supervising the tutorial program and advising both the football and men's basketball teams. He was then promoted to associate director, taking on the responsibility of coordinating the NCAA eligibility certification for all 400 student-athletes.

Since 2004, Wyman has managed the Division of Athletic Academic Services, currently leading a staff of eight full-time professionals. Under his leadership, the department and sport programs have gained national recognition and honors for continued growth in both academic progress rates (APR) and graduation success.

A 2016 inductee to the Iron Arrow Society, Wyman has helped guide the football team to a pair AFCA Academic Achievement Awards for graduating 100 percent of student-athletes in the freshman classes of 2002 and 2009.

Wyman is a 1994 graduate of Florida A&M with a bachelor's degree in accounting. He earned a master's degree in sports administration from St. Thomas University in 1995. Born in Staten Island, N.Y., he is married to Jewyll, and the couple has three daughters: Rebecca, Dominique and Sarah. Wyman has been a Big Brother in the Miami-Dade Big Brother/Big Sister Organization and is also a member of Omicron Delta Kappa, The National Leadership Honor Society and the National Association of Academic Advisors for Athletics.



## COACHES & STAFF

Head Coach Gino DiMare .....	13-14
Assoc. Head Coach / Pitching Coach J.D. Arteaga .....	15
Catchers / Recruiting Coordinator Norberto Lopez .....	16
Infielders Coach Brandon Brewer .....	17
Baseball Support Staff .....	18-19



# GINO DiMARE

HEAD COACH

FIFTH SEASON (24th AT MIAMI) | MIAMI 1992

Gino DiMare became the ninth head baseball coach in University of Miami history, elevating to the helm of the program prior to the 2019 season.

DiMare previously served as associate head coach in charge of hitting, as well as the baseball program's recruiting coordinator. Overall, 2023 will mark DiMare's 24th year as a member of the Hurricanes baseball staff. DiMare rejoined the University of Miami baseball program after three years away from the program in 2011. Prior to his exit in 2008, DiMare served as the Canes recruiting coordinator and hitting coach over his final nine seasons. He held the title of assistant head coach during the 2008 season – a year the Canes won the Atlantic Coast Conference championship before advancing to the College World Series.

In DiMare's four seasons at the helm of the Hurricanes, Miami has proved to be one of the top teams in the country, qualifying for the postseason in each year the NCAA tournament was held.

The 2022 Hurricanes earned a national seed and hosted a regional for the first time since 2016. Miami tallied a 40-20 overall record, leading the ACC with 20 conference wins. The Hurricanes were ranked as high as No. 2 nationally, notching a 14-game winning streak, which is the program's longest in eight years.

In a year that began with a series victory at preseason No. 1 Florida, Miami finished the regular season second in the ACC Coastal and returned to the postseason for the second time under DiMare's leadership in 2021.

During the shortened 2020 campaign, the Hurricanes went 12-4 and ended the year ranked fifth by Baseball America. A preseason pick to win the Coastal, Miami won all three contests in conference play before the COVID-19 pandemic shut down the season prematurely.

The Hurricanes had an impressive first season under DiMare, winning 41 games and qualifying for the NCAA postseason for the first time since 2016. Miami received the 46th postseason berth in school history and reached the Starkville Regional final before falling to No. 6 Mississippi State. The Hurricanes amassed an 18-12 mark in ACC play in 2019, winning seven conference series and turning in their best conference record since 2016.

The 2019 Canes hit an ACC-best 85 home runs on the season, the most since Miami hit 106 in 2010. First baseman Alex Toral smashed a conference-leading 24 home runs on the season that ranked third in Division I and moved him into a tie with Yonder Alonso for the second-most home runs by a Hurricane in a single

season.

Twelve different Hurricanes hit at least one home run in 2019, sparking an explosion of power from the Miami bats that matched the 2018 season home run total of 23 after just 15 games in 2019. The Canes' 85 homers were more than the combined team home run total of 58 from the previous two seasons (35 in 2017 and 23 in 2018).

Four All-America honorees have emerged under DiMare's watch – Chris McMahon (2020), Brian Van Belle (2020), Carson Palmquist (2021, 2022) and Andrew Walters (2022).

All four of those players garnered All-ACC recognition as well, joining Michael Amditis (2019), Adrian Del Castillo (2019, 2021), Raymond Gil (2019), Brian Van Belle (2019), Christian Del Castillo (2021), Yohandy Morales (2021, 2022), Anthony Vilar (2021), Jacob Burke (2022), CJ Kayfus (2022) and Karson Ligon (2022).

Since DiMare was elevated to head coach ahead of the 2019 campaign, 12 Hurricanes have been selected in the MLB Draft, including first-round pick Slade Cecconi in 2020.

DiMare's teams have excelled in the classroom as well, as 15 student-athletes have earned a spot on the ACC All-Academic team, with three players earning multi-year bids. Additionally, Christian Del Castillo was named an Academic All-American in 2021.

With DiMare as associate head coach, the Hurricanes qualified for their second straight College World Series berth and 25th in program history in 2016. Under DiMare's guidance as hitting coach, five field players (Zack Collins – first round, Willie Abreu – sixth round, Brandon Lopez – 10th round, Jacob Heyward – 18th round, Johnny Ruiz – 28th round) were selected in the 2016 MLB First-Year Player Draft. Collins was named a first-team All-American by several publications, and became Miami's first first-round draft pick since Yasmani Grandal in 2010 when he was selected by the Chicago White Sox with the No. 10 overall pick.

In 2015, DiMare guided the Hurricanes to the No. 1 national ranking in offense. Miami scored 547 runs over the season, which ranked first nationally at an average of 8.16 runs per game. Miami's offense, which ranked No. 7 nationally in batting average (.307) and No. 2 in on-base percentage (.417), led the way to the team's 24th College World Series appearance in program history and second straight ACC Coastal Division title.

DiMare's impact on the program was felt immediately upon his return in 2012, as the first recruiting class under his watch was ranked among the top 10 by two national

publications. Miami's incoming 2012 freshman class was ranked No. 10 by Baseball America, its first top-10 ranking from BA since 2006, and No. 9 by Collegiate Baseball. One of those newcomers, third baseman David Thompson, earned Freshman All-America honors from Perfect Game following the conclusion of the 2013 season.

Previously, DiMare helped recruit and coach players such as Yonder Alonso, Ryan Braun, Jon Jay, Gaby Sanchez, Danny Valencia and Jemile Weeks – all of whom have reached the big leagues in recent years. DiMare's accomplishments on the recruiting scene during his nine years in the capacity of recruiting coordinator are as impressive as the Hurricanes' annual postseason results. His 2001 class was rated among the top five nationally and his 2003 class was ranked among the top 15 nationally.

UM's 2008 recruiting class, which was targeted primarily by DiMare, was ranked second by Collegiate Baseball and fifth by Baseball America prior to the 2007 season. That includes Braun, the 2005 ACC Player of the Year and Cesar Carrillo, the ACC's Pitcher of the Year that same season. Braun and Carrillo were also Miami's two first-round draft picks in 2005. DiMare has also kept Florida's top talent home, including 2006 first-round pick Chris Perez (Holmes Beach) and second-round pick Jay (Miami).

DiMare's offensive teams also proved to be some of the best in the history of the Hurricanes program. UMI's offense ranked among the top 10 in school history in eight of DiMare's nine seasons as the club's hitting instructor. The 2005 team hit .321, the seventh-best team batting average in school history and the 2004 squad finished the season with a .330 batting average, which ranks fourth in school history. UM's .310 average in 2006 was only bested by five teams that were

not under the guidance of DiMare, dating back 62 years.

The 1999 Hurricanes posted the third-best batting average in school history with a .333 mark, while the 2000 team finished with a .323 batting average that ranks sixth all time. Miami batted .315 in 2003 and .314 in 2002 (10th). The 2008 team that advanced to the College World Series and spent much of the season atop the national collegiate baseball polls finished the year hitting at a school eighth-best .320 average, while also ranking tied for second in home runs (106), fourth in slugging percentage (.541), eighth in total bases (1,202) and RBI (517), tied for ninth in doubles (135) and 10th in hits (711).

DiMare has long been associated with the Miami baseball program. First, he was a fan as a kid growing up in South Florida. Then, DiMare was a player for the Hurricanes following a stellar career at Miami Westminster Christian. He was a standout outfielder for the Canes from 1989-92, with a career batting average of .290. He currently ranks among UM's leaders in career games played (243), career stolen bases (93) and total sacrifices (36). In 1991, DiMare led the Hurricanes with a .353 batting average.

Following his career in Coral Gables, he was signed as a free agent by the Boston Red Sox. He played the 1992-93 seasons in the Red Sox minor league system in Winter Haven and Ft. Lauderdale. Upon returning to Miami, DiMare spent the 1996 season as an assistant coach at Westminster – the 1996 High School National Champions. DiMare then returned to UM in 1997 and was a volunteer coach for three seasons, in charge of outfielders and base running.

DiMare currently resides in Miami with his wife Denise and four daughters: Nicolette, Gianna, Giselle and Gina.



DiMare with his wife, Denise, and four daughters: Nicolette, Gianna, Giselle and Gina.





# J.D. ARTEAGA

ASSOCIATE HEAD COACH / PITCHING COACH  
21st SEASON AT MIAMI | MIAMI (1997)

J.D. Arteaga serves as Miami's pitching coach. 2023 will mark Arteaga's 21st year on the coaching staff in Coral Gables, where he has served as Miami's pitching coach since 2003.

For the third straight year, the Hurricanes' longtime pitching guru groomed an All-American hurler in 2022. Right-hander Andrew Walters emerged as one of the most dominant closers in the country, earning a spot as a finalist for the prestigious NCBWA Stopper of the Year Award. The unanimous All-America honoree headlined a Miami staff which featured four draft picks in the Major League Baseball First-Year Player Draft.

Southpaw Carson Palmquist led the class as a third-round choice by the Colorado Rockies, while righty Alex McFarlane followed shortly as a fourth-round selection by the Philadelphia Phillies.

Arteaga developed another All-American in 2021, as Palmquist was a consensus All-America pick and earned first-team honors by the NCBWA and Perfect Game. The lefty headlined Miami's four All-ACC selections with a first-team nod while also earning a place on the ACC All-Freshman Team.

Palmquist and right-hander Alejandro Rosario each were named Freshman All-Americans, while right-hander Jake Smith was selected in the sixth round of the MLB Draft by the Los Angeles Angels and right-hander Daniel Federman signed a free agent contract with the Baltimore Orioles.

The 2020 Hurricanes featured a pair of All-Americans, as standout right-handed pitchers Brian Van Belle and Chris McMahon were both selected to Collegiate Baseball's All-America Second Team.

After the season, sophomore right-hander Slade Cecconi was taken by the Arizona Diamondbacks with the 33rd overall pick in the 2020 MLB Draft, becoming the 29th Hurricane to be selected in the first round of an MLB Draft.

McMahon, a junior right-hander, went in the second round of the MLB Draft to the Colorado Rockies. Van Belle and fellow right-hander Tyler Keyser signed free agent contracts following the shortened five-round MLB Draft, joining the Red Sox and Reds organizations, respectively, and giving Miami four pitchers joining the professional ranks.

The 2019 season featured the emergence of redshirt junior Brian Van Belle as a standout starter for the Canes. The right-hander earned All-ACC Second Team honors and was named to the All-StarKville Regional team to cap a season in which Van Belle led the Hurricanes in wins (10), innings pitched (95.1) and had the lowest ERA among starting pitchers (3.30). Right-hander Slade Cecconi earned Freshman All-America honors, while Evan McKendry (9th round, Rays) and Gregory Veliz (15th round, Angels) headlined four pitchers selected in the MLB draft.

In 2018, Arteaga guided right-hander Evan McKendry to a breakout season on the mound, where he led the Hurricanes start in wins (seven) and strikeouts (114), as well as compiled a 3.52 ERA - second-best among weekend starters - while earning Third-Team All-ACC honors. Fellow right-hander Daniel Federman earned Freshman All-America honors, while four Miami pitchers were selected in the MLB Draft.

Jeb Bargfeldt, Miami's ace in 2017, was named to the All-ACC Second Team in his first season working under Arteaga. The left-hander finished the season 7-3 with a 2.28 ERA over 87 innings.

Arteaga, a standout southpaw during his own four years in the Miami rotation, helped guide the Hurricanes to their second straight College World Series berth and 25th in program history in 2016. Under his direction as pitching coach in 2016, closer Bryan Garcia set the all-time saves record at Miami and became the first Hurricane to win NCBWA Stopper of the Year honors as the nation's top relief pitcher.

Garcia (sixth round, Detroit) and leftlander Danny Garcia (14th round, Seattle) were both selected in the 2016 Major League Baseball First-Year Player Draft. At least one Hurricane pitcher has been selected in the MLB Draft each year since 2004.

Arteaga recently coached lefthander Chris Diaz to ACC Co-Pitcher of the Year honors in 2014. Under his guidance, all four of Miami's starting pitchers in 2014 - Diaz, Bryan Radziewski, Javi Salas and Andy Suarez - were all drafted in the top 10 rounds of the 2014 MLB Draft.

Suarez, who elected to return to school and served as the staff ace on a 2015 team that qualified for the College World Series, was drafted in the second round (No. 67) overall by San Francisco in the 2015 MLB Draft.

Arteaga helped lead Radziewski to Rawlings All-America honors in 2013 - the first for a UM player since 2010. Two of the team's weekend starters,

Radziewski and Diaz, ranked among the top three in ERA for all Atlantic Coast Conference pitchers in 2013.

Arteaga has tutored three recent first-round draft picks in the Major League Baseball Amateur Draft - Carlos Gutierrez in 2008, Chris Perez in 2006 and Cesar Carrillo in 2005. Gutierrez was the 27th overall pick in the 2008 draft by the Minnesota Twins after earning second team All-ACC honors. Perez, who came to Miami as a starting prospect, was aided by Arteaga in his transition to becoming one of the country's top closers. Carrillo started his career 24-0 as a Hurricane.

In addition to his work in converting Perez from a starter to a closer, he helped Kyle Bellamy in his transition from a traditional over-the-top throwing motion to a sidearming delivery. The move had great rewards, as Bellamy recorded 16 saves and finished the 2009 season with a 0.97 ERA en route to numerous first team All-America honors.

Arteaga's 2008 staff boasted National Freshman Pitcher of the Year and Roger Clemens Award finalist Chris Hernandez, who finished 11-0 with a 2.72 ERA while opponents hit just .223 against him. All three starters in 2008, Hernandez, sophomore lefty Eric Erickson and senior right-hander Enrique Garcia combined to go 27-4 while the entire pitching staff combined for the fewest walks (187) in school history and eighth-most strikeouts (554).

His 2006 staff, composed almost entirely of first-time starters, recorded five shutouts, the most by a UM staff since the 1998 season. Miami also recorded the team's first postseason shutout on the road since 1976 with a 7-0 win against Ole Miss in the 2006 Oxford Super Regional.

Four pitchers from Arteaga's 2005 pitching staff signed pro contracts following the season, including the school's first pitcher drafted in the first round since the 1991 season, Carrillo. Arteaga also played a major role in Carrillo's career development and run at the NCAA record books. Carrillo, who was the 18th overall pick in the 2005 draft, ended with a career record of 25-3, was an All-American and a finalist for the Dick Howser Trophy and the Roger Clemens Award as college baseball's best pitcher in 2005.

The 2004 Miami pitching staff produced the best team ERA in (3.73) since the 2000 season (3.72).

Head coach Jim Morris named Arteaga the Hurricanes' next pitching coach on March 4, 2003, nine games deep into the season. Arteaga's style and approach to pitching was vital in J.D. Cockcroft's development into the ace on Miami's 2003 club. Cockcroft, a crafty left-hander, went 11-3 with a 2.72 ERA in a team-high 119 innings, including three complete games and one shutout.

Arteaga played for the Hurricanes from 1994-1997, helping UM reach the College World Series four straight seasons. He left Miami as the program's all-time wins leader with 43 and the all-time starts leader with 72. Arteaga ranks second for innings pitched in a career with 458.1. He is also fifth on the all-time strikeouts chart with 343 career Ks.

Arteaga threw three complete games at UM and struck out career-high 11 batters on two different occasions (FSU, 4/16/95 and George Washington, 2/16/96). He posted an 11-3 record as a sophomore in 1995 and a 9-1 mark as a freshman.

Miami retired Arteaga's No. 33 on Feb. 5, 2003, prior to the season opener with Florida International. A 26th round draft choice by the New York Mets, Arteaga spent six seasons in the Mets' and Houston Astros' organizations. He had signed on with the Texas Rangers' organization in the spring of 2003, prior to accepting his post with the Hurricanes. He spent his last professional season with the Astros' Triple-A franchise New Orleans Zephyrs, compiling a 9-10 record with a 4.29 ERA in 15 starts and 42 appearances.

The left-hander came to the Hurricanes out of Westminster Christian in Miami. He won a career-best 12 games as a junior in 1996 (12-1) and came back to go 11-4 as a senior in 1997.

After six seasons in professional baseball, Arteaga earned his bachelor's degree in criminal justice from the University of Miami. He is married to the former Ysha Schettini and the couple has a daughter, Ariana. The Arteaga's son, Ari, passed away in 2018 at the age of 16. The Ari Arteaga Foundation was founded shortly afterward to honor and memorialize Ari. Its mission is to spread Ari's spirit by helping children and families overcome obstacles they may face due to unforeseen hardships. The goal is to shine Ari's light on their path of need.



# NORBERTO LOPEZ

HITTING COACH / CATCHERS COACH / RECRUITING COORDINATOR  
EIGHTH SEASON AT MIAMI | NOVA SOUTHEASTERN (1999)

Norberto Lopez joined the Miami Hurricanes baseball program prior to the 2016 season and he has quickly made an impact on the program.

Lopez, who works with Miami's hitters and catchers, was promoted to recruiting coordinator in July 2018 after three seasons working with the Canes.

In 2021, catcher Adrian Del Castillo was selected in the second round of the MLB Draft by the Arizona Diamondbacks, closing out a stellar career in Coral Gables. A 2021 All-ACC second-team selection, Del Castillo was joined by his brother, outfielder Christian Del Castillo, and infielder Anthony Vilar as hitters selected to the All-ACC team. Infielder Yohandy Morales also stood out, earning Freshman All-America plaudits and ACC All-Freshman honors.

Under Lopez's watch as hitting coach, the Hurricanes hit an ACC-best 85 home runs in 2019, the most since Miami hit 106 in 2010. First baseman Alex Toral smashed a conference-leading 24 home runs on the season that ranked third in Division I and moved him into a tie with Yonder Alonso for the second-most home runs by a Hurricane in a single season.

Twelve different Hurricanes hit at least one home run in 2019, sparking an explosion of power from the Miami bats that matched the 2018 season home run total of 23 after just 15 games in 2019. The Canes' 85 homers were more than the combined team home run total of 58 from the previous two seasons (35 in 2017 and 23 in 2018).

Three Miami hitters were named All-ACC, as redshirt sophomore Michael Amditis and freshman Adrian Del Castillo were selected to the All-ACC Second Team, while sophomore Raymond Gil was named to the All-ACC Third Team. Del Castillo was also one of 12 players picked for the 2019 ACC All-Freshman Team and earned Freshman All-America honors from Baseball America, D1 Baseball, Collegiate Baseball Newspaper and Perfect Game.

Del Castillo had an outstanding freshman campaign, finishing the season batting .331 with 78 hits, 22 doubles and 72 RBI, all team-bests. Del Castillo also scored 58 runs and clubbed 12 homers, while striking out just 24 times in 236 at-bats.

In 2018, catcher Isaac Quiñones was named a Freshman All-American by Collegiate Baseball Newspaper after an outstanding debut campaign in

which he started 44 games for the Hurricanes and ranked third with a .291 batting average. He totaled 10 doubles, one home run and 24 RBI and reached base at a .380 clip. The Miami native assumed starting catcher responsibilities two weeks into the season and made just one error behind the plate.

In 2016, junior catcher Zack Collins became the first Hurricane in program history to win the Johnny Bench Award, honoring the nation's top collegiate catcher. Collins, who was selected No. 10 overall by the Chicago White Sox in the 2016 Major League Baseball First-Year Player Draft, became Miami's first first-round selection since 2010 after a stellar final season with the Hurricanes.

Lopez got his start playing baseball at Monsignor Pace High School in Hialeah, Fla., before moving on to Broward College and Nova Southeastern. After being drafted by the Los Angeles Angels of Anaheim in 1999, he spent three years in the organization. Lopez advanced to AAA and made an appearance in the Angels' major league camp.

Most recently, Lopez served on the UTPA Broncs coaching staff from 2009-2015. He was promoted to the position of Broncs associate head coach prior to the 2015 season.

Lopez was an assistant coach for FAU where he helped the Owls compile a .341 batting average with 93 home runs in 2007, and a .321 batting average with 99 home runs in 2008.

Prior to his time at FAU, Lopez spent two years at Broward Community College from 2004 through 2006 where he led the team to a third place finish at the National Junior College Athletic Association World Series. Serving as the hitting and catching coach, Lopez saw his team hit .301, set the home run record at the state tournament and win the Florida Community College Activities Association state title.

Lopez graduated from Nova Southeastern University with a bachelor's degree in business administration in 1999. In 2006, he earned a master's in exceptional student education from Nova Southeastern.

Lopez and his wife Cheryl have two sons, Niko and Mason.



# BRANDON BREWER

INFELDERS COACH  
SECOND SEASON AT MIAMI | WEST FLORIDA (2011)

Brandon Brewer joined the Hurricanes baseball program prior to the 2022 season, accepting a position as an assistant coach.

Brewer will be the Canes' infield coach and will also assist with Miami's hitters. A former standout player at the University of West Florida, he joins the program after four years at Stetson, where he worked with the Hatters' infielders and hitters.

In 2021, Brewer guided Stetson to the second-best fielding percentage in the ASUN after helping the Hatters lead the conference in his first season.

A native of Apopka, Fla., Brewer batted .390 during his senior season at West Florida while leading the Argonauts to a Division II national championship in 2011. He started all 61 games that season for UWF at shortstop, scoring 55 runs while driving in 36. He also proved to be a threat on the base paths, successfully stealing 20 bags in 25 attempts.

Brewer was selected as an All-Region (D2C-CA, ABCA & NCBWA) player in 2011 and was a second team All-American (NCBWA and Daktronics). He was twice named as a Rawlings Gold Glove Award winner (2009 & 11)

As a junior in 2010, Brewer hit .289 while starting all 56 games for the Argos. He scored 50 runs that year with 34 driven in while stealing 17 bases on 22 attempts.

Over his four seasons at West Florida, Brewer hit .316, while starting 224 of the 225 games he played in. He scored 179 runs in his career, and drove in another 122 and stole 58 bases. He ranks in the UWF career top 10 for hits, runs, RBI, total bases, stolen bases, walks and assists.

Following his senior season, he was drafted in the 36th round (1,095th overall) of the MLB

Amateur Draft by the Los Angeles Angels. He played two seasons in the minor leagues, one in Orem, Utah, in rookie ball in one in Class A Inland Empire.

Prior to his exploits at UWF and in minor league baseball, Brewer led his Apopka Little League team to Williamsport, Pa., and the Little League World Series in 2001. The Apopka team captured the U.S. Championship, before falling in the World Series finale to Japan.

Brewer played on that Little League championship team for his father, Bobby Brewer, who currently serves as the head coach at Apopka High School. The elder Brewer grew up and played at Apopka High School in the early 1970s.

Brewer was not the only high-achieving player in his family. His sister, Danielle, played softball at UCF. Another sister, Cassidy, was a standout second baseman for the Knights. She was selected as the American Athletic Conference Freshman of the Year in 2016.

Brewer also has a stepbrother, Jared Neal, who played baseball at Lake Sumter College.



## JONATHAN ANDERSON

**DIRECTOR OF PLAYER DEVELOPMENT**  
DUKE, 2007

Jonathan Anderson joined the Miami baseball program prior to the 2020 season, accepting the position as the Hurricanes' Director of Player Development.

Anderson will assist with a variety of duties including coordinating video, baseball analytics and recruiting. He comes to Miami after 10 seasons as an assistant coach at Dartmouth, including the last seven as the lead assistant coach for the Big Green. At Dartmouth, Anderson served as the third-base coach, worked with the outfielders and oversaw the hitters and recruiting.

Dartmouth enjoyed terrific success with Anderson on the staff, winning Rolfe Division titles in each of his first six seasons, including an Ivy Championship in 2010 that brought about a berth in an NCAA Regional. The Big Green went on to win a game in the Coral Gables Regional, defeating FIU, 15-9, the first Dartmouth victory at a regional in 23 years.

While at Dartmouth, Anderson mentored several All-Ivy outfielders including 2018 Ivy Player of the year Dustin Shirley, Jake Carlson, Jeff Keller, Ennis Coble and Nick Ruppert. In 2013, the Big Green hitters ranked among the top 25 nationally in average, doubles per game and slugging percentage.

Anderson spent the 2008-09 campaigns coaching at his alma mater, Duke University, where he coached the outfielders, oversaw bunting and also helped out with the hitters and base runners. Anderson was the director of the Duke Baseball Academy camps, managed the recruiting database and assisted with academic development, compliance and travel.

While at Duke Anderson mentored future MLB outfielder Alex Hassan, who received a Rawlings Gold Glove as a sophomore in 2008. He also helped the Blue Devils bring in a top 25 recruiting class in 2008 and qualify for the ACC Tournament in 2009, Duke's first qualification since the conference expanded to 12 schools in 2005.

During the summer of 2007, Anderson got his first coaching experience with the New Bern River Rats in the collegiate Coastal Plain League, working with the outfielders and coaching first base.

Anderson is a 2007 graduate of Duke with a bachelor's degree in history. A two-way player as an outfielder and pitcher, Anderson led the Blue Devils with a .313 average at the plate and 11 starts on the mound as a junior. He improved to a .337 average in his senior campaign while posting a sparkling 2.91 ERA over 52.2 innings with a 3-4 record and three saves. Anderson led Duke and was third in the nation with 20 sacrifice bunts in his final season as well, plus stole 41 bases — the 10th most in school history when he graduated — in 49 attempts in his career. Sixteen of those swipes came as a freshman to lead the team as well.

Born in Cincinnati, Ohio, Anderson is the son of Martha and Kevin Anderson. A Miami native, he starred at Gulliver Prep.



## ROBERT "G.M." McDANIEL

**DIRECTOR OF BASEBALL OPERATIONS**  
FIU, 2003

Robert McDaniel is entering his 23rd year on the Miami baseball staff. He is responsible for clubhouse operations, managing the team's equipment, coordinating UM's travel plans and pre-game meals, supervising the team's student managers and all camp activities.

McDaniel, the team's Director of Baseball Operations & Camps, is in his second stint at Miami. In 2013, McDaniel was promoted to his current position after serving as Director of Baseball Operations since his return to the program in 2001.

Following the Hurricanes' second National Championship under Head Coach Jim Morris in 2001, Miami welcomed back a member from its first title under Morris in 1999. McDaniel, better known around the ballpark as "G.M.," returned during the 2001 offseason as the Hurricanes' Coordinator of Baseball Operations, a position he held from fall 1998 through spring 1999.

McDaniel is one of the key cogs in the Miami baseball machine.

A graduate of Miami's Christopher Columbus High School, G.M. left the Hurricanes following the 1999 National Championship to complete his studies and returned in 2002. He earned his bachelor's of science degree in sports management from Florida International University in the summer of 2003.

G.M. boasts a long line of baseball tradition in his lineage as the nephew of former Miami All-American Jorge Maduro and grandson of Cuban baseball legend Bobby Maduro. Along with the Hurricanes in 1999, he has worked in the clubhouses for the Tampa Bay Devil Rays Major League Organization and at Florida State as an undergraduate in 1997-98.

With Tampa Bay, G.M. also worked in the minor league clubhouse for the Class A Princeton (W.Va.) Devil Rays. Prior to the time spent in Tallahassee, G.M. served as an intern in 1996 with the Florida Marlins community relations department.





## H.R. POWELL

**STRENGTH & CONDITIONING COACH**  
MONTCLAIR STATE, 2013

H.R. Powell is in his eighth year at the University of Miami, including his third as an assistant strength & conditioning coach. After serving as an assistant athletic trainer at Miami for four seasons, he is in his third year working with the baseball and women's tennis programs in his current capacity.

A Certified Strength and Conditioning Specialist (CSCS) and USA Weightlifting Level 1 Certified Coach, Powell joined the Hurricanes as an athletic trainer in October 2015. He served as the primary athletic trainer for the Miami baseball team, which made a College World Series appearance in 2016, from 2016-2019.

A native of Branchburg, N.J., Powell graduated from Montclair State with a B.S. in athletic training in 2013. He later earned his master's degree in exercise science from Montclair State in 2016.

Before arriving in Coral Gables, Powell spent two seasons as the head athletic trainer for the six-time Atlantic League champion Somerset Patriots baseball team. In his final season with the team, the Patriots won the league championship.

Powell has also spent time working with the baseball programs at Ramapo College (N.J.) and Montclair State (N.J.).



## JULIAN RIVERA

**ATHLETIC TRAINER / PHYSICAL THERAPIST**  
ITHACA COLLEGE, 2013

Julian Rivera is entering his sixth year as an assistant athletic trainer and staff physical therapist in athletics working with the UM baseball team.

Rivera specializes with overhead athletes. He has conducted research in the field of injury prediction for the overhead athlete, in which he continues to advance the studies in this field. Rivera is co-program director for the University of Miami's first fellowship for the upper extremity athlete. Rivera also assists as a core faculty within the UM Sports Physical Therapy Residency Program and faculty within the Master's Athletic Training Program at the University of Miami.

Rivera completed the UM Sports Physical Therapy Residency Program, which he graduated from in July 2018.

Rivera is a Doctor of Physical Therapy by the Federation of State Boards of Physical Therapy. Julian is a Sports Certified Specialist by the American Board of Physical Therapy Specialties (2019), licensed and certified Athletic Trainer (2013) by the Board of Certification for Athletic Trainers, a Certified Strength and Conditioning Specialist (2013) by the National Strength and Conditioning Association.

Originally from New York, Rivera earned his bachelor's degree in athletic training (2013) and his Doctorate of Physical Therapy (2015) from Ithaca College. Before arriving to Miami, Rivera practiced in outpatient settings in Hyde Park, N.Y., and Tampa, Fla. He also worked with the Houston Astros Gulf Coast Baseball League in Kissimmee, Fla.



## STUDENT-ATHLETES

A Look at the 2023 Miami Hurricanes .....	21
Numerical Roster .....	22
Alphabetical Roster .....	23
Student-Athlete Profiles .....	24-35

## A LOOK AT THE 2023 MIAMI HURRICANES

The Miami Hurricanes open their fifth season under the direction of head coach **Gino DiMare**, ranked as high as eighth by *Baseball America*.

The Hurricanes, who finished 40-20 a season ago, earned their first national seed in six years and look to continue to be a perennial contender in the Atlantic Coast Conference.

Consensus preseason All-American **Andrew Walters**, junior preseason All-Americans **Yohandy Morales** and **CJ Kayfus** are some of the talented headliners on the 2023 Hurricanes.

Walters is one of the top right-handed pitchers in the country and will anchor a potent Miami pitching staff. The fourth-year junior recorded 14 saves a season ago, which ranked fifth nationally. Walters' batterymates include returners **Carlos Perez** and **JD Jones**, as well as **Jack Scanlon**.

Morales enjoyed a star-studded sophomore campaign in 2022. The Miami native was named a NCAA Division I Southeast All-Region selection and a All-ACC Second Team pick. He brings his power bat back to the heart of Miami's lineup after leading the Hurricanes in eight offensive categories, highlighted by 18 home runs, 59 RBI and a 1.061 OPS.

Meanwhile, Kayfus paced the club with a .366 average, 87 hits, 38 walks, .460 on-base percentage, 16 stolen bases and 27 multi-hit games. The 2022 Hurricanes MVP smacked eight home runs and reached base in all but two games, garnering All-ACC Second Team honors.

The dynamic duo are joined in the infield by returning shortstop **Dominic Pitelli**, as well as **Dorian Gonzalez Jr.** and **Ariel Garcia**, while freshmen **Blake Cyr** and **Jason Torres** give Miami depth on the infield.

Miami's outfield is the Hurricanes' deepest position, featuring nine players. Returners **Lorenzo Carrier**, **Jacoby Long**, **Renzo Gonzalez**, **Gaby Gutierrez**, **Zach Levenson** and **Edgardo Villegas** are joined by transfers **Ian Farrow** and **Dario Gomez** and rookie **Kaden Martin** to give UM a lot of options.

Lefty **Rafe Schlesinger** is a key returner in

the Miami bullpen, while fellow southpaws **Myles Caba**, **Ashton Crowther**, **Chris Scinta** and **Alex Walsh** add depth from the left side.

Walters is joined in the bullpen by veterans **Ronaldo Gallo** and **Alejandro Torres**, while fellow right-handers **Brian Walters**, **Sebastian Perez**, **Carlos Lequerica** and **Gunther Braendel** are others looking to shine in relief for the Canes.

Starting pitching at Miami has three returners and one newcomer vying for four spots in the rotation. Sophomores **Gage Ziehl** and **Karson Ligon** are joined by juniors **Alejandro Rosario** and **Ben Chestnutt** competing for a starting role.

The Hurricanes' schedule features eight 2022 NCAA Tournament teams. Miami opens the season against Penn State on Feb. 17 and play its first eight games at Mark Light Field. The Hurricanes' weekend home opponents will be Dartmouth (Feb. 24-26), NC State (March 10-12), Virginia Tech (March 17-19), Florida State (March 31-April 2), Georgia Tech (April 21-23), Presbyterian (May 5-7) and Duke (May 18-20).

Miami will travel to Florida (March 3-5), Wake Forest (March 24-26), Virginia (April 6-8), North Carolina (April 14-16), Louisville (April 28-April 30) and Pitt (May 12-14).

The Canes will play 13 midweek games, including a dozen against in-state opponents. Nine of Miami's midweek matchups are at Alex Rodriguez Park at Mark Light Field.

# NUMERICAL ROSTER

No.	Name	Pos.	B/T	Ht.	Wt.	Yr.	Cl.	Hometown / Previous School
0	Dorian Gonzalez Jr.	INF	L/R	5-9	189	2	So.	Miami, Fla. / Belen Jesuit
2	CJ Kayfus	INF	L/L	6-0	192	3	Jr.	Wellington, Fla. / Palm Beach Central
4	Blake Cyr	INF	R/R	5-11	190	1	Fr.	Windermere, Fla. / Windermere
7	Jack Scanlon	C	L/R	6-4	224	4	Jr.	Sloatsburg, N.Y. / Suffern // Oregon
9	Zach Levenson	OF	R/R	6-2	211	3	Jr.	Oviedo, Fla. / Lake Howell // Seminole State College of Florida
10	Brian Walters	RHP	R/R	6-3	192	2	So.	Palm Bay, Fla. / Bayside // Eastern Florida State
13	Karson Ligon	RHP	R/R	6-2	206	2	So.	Sarasota, Fla. / Riverview
14	Kaden Martin	OF	L/L	6-0	232	1	Fr.	Reisertown, Md. / Buford
17	Rafe Schlesinger	LHP	L/L	6-3	202	2	So.	Holbrook, N.Y. / Sachem East
18	Alex Walsh	LHP	L/L	6-4	188	1	Fr.	Boynton Beach, Fla. / Oxbridge Academy
19	Dominic Pitelli	INF	L/R	5-11	182	3	Jr.	Miami, Fla. / Doral Academy
21	Andrew Walters	RHP	R/R	6-4	222	4	Jr.	Palm Bay, Fla. / Bayside // Eastern Florida State
22	Dario Gomez	OF	R/R	5-8	199	5	Sr.	Las Vegas, Nev. / Freedom // San Joaquin Delta College // Nevada
24	Alejandro Rosario	RHP	R/R	6-1	182	3	Jr.	Miami, Fla. / Miami Christian
28	Ariel Garcia	INF	R/R	6-2	202	2	So.	Homestead, Fla. / Columbus
30	Gunther Braendel	RHP	R/R	6-1	193	1	Fr.	Bradenton, Fla. / IMG Academy
31	Gage Ziehl	RHP	R/R	6-0	216	2	So.	Macedon, N.Y. / Penfield
32	Ronaldo Gallo	RHP	R/R	6-6	183	4	Jr.	Miami, Fla. / Miami Southridge // FGCU
34	JD Jones	C	R/R	6-0	211	2	So.	Boulder, Colo. / Fairview
35	Yohandy Morales	INF	R/R	6-4	225	3	Jr.	Miami, Fla. / Braddock
37	Jason Torres	INF	R/R	6-1	232	1	Fr.	Hialeah, Fla. / Miami Springs
39	Jacoby Long	OF	R/R	6-1	188	3	Jr.	Palm Beach Gardens, Fla. / Dwyer
40	Myles Caba	LHP	L/L	6-1	208	4	Jr.	Valrico, Fla. / Bloomingdale // South Florida State College
43	Ian Farrow	OF	R/R	6-0	225	3	Jr.	Merritt Island, Fla. / Merritt Island // FGCU
44	Ben Chestnutt	RHP	R/R	6-1	202	4	Jr.	Debary, Fla. / TNXL Academy // College of Central Florida
45	Edgardo Villegas	OF	L/L	5-8	183	2	So.	Vega Alta, Puerto Rico / Doral Academy
46	Carlos Lequerica	RHP	R/R	6-1	198	5	Sr.	Miami, Fla. / TERRA // Bethune-Cookman // Miami Dade // FIU
48	Ashton Crowther	LHP	L/L	6-2	212	1	Fr.	Trinity, Fla. / J.W. Mitchell
49	Alejandro Torres	RHP	R/R	6-1	241	4	R-So.	Miami, Fla. / Belen Jesuit // FIU
51	Renzo Gonzalez	OF/INF	L/L	5-11	202	2	So.	Miami, Fla. / Doral Academy
52	Sebastian Perez	RHP	R/R	6-5	229	1	Fr.	Southwest Ranches, Fla. / West Broward
53	Chris Scinta	LHP	L/L	5-11	219	1	Fr.	Tamarac, Fla. / JP Taravella
55	Gaby Gutierrez	OF	R/R	5-10	216	2	So.	Miami, Fla. / Doral Academy
61	Carlos Perez	C	R/R	6-1	203	3	Jr..	Miami, Fla. / Florida Christian
99	Lorenzo Carrier	OF	R/R	6-5	225	2	R-Fr.	Bear, Del. / Appoquinimink

## Coaches and Staff

**Head Coach:** 6 Gino DiMare (Fifth season, 24th season at Miami, Miami '92)

**Associate Head Coach / Pitching:** 33 J.D. Arteaga (21st season, Miami '97)

**Assistant Coach / Recruiting Coordinator / Catchers / Hitters:** 8 Norberto Lopez (Eighth season, Nova Southeastern '99)

**Assistant Coach / Infielders:** 47 Brandon Brewer (Second season, West Florida, '11)

**Director of Player Development:** Jonathan Anderson (Fourth season, Duke, '07)

**Director of Baseball Operations:** Robert "G.M." McDaniel (23rd season, FIU '03)

**Strength and Conditioning Coach:** H.R. Powell (Eighth season, Montclair State '13)

**Athletic Trainer/Physical Therapist:** Julian Rivera (Sixth season, Ithaca College '13)

**Administrative Assistant:** Liliana Macias (10th season, FIU '93)

**Athletic Communications:** Josh White (Second season, Miami '20)



# ALPHABETICAL ROSTER

No.	Name	Pos.	B/T	Ht.	Wt.	Yr.	Cl.	Hometown / Previous School
30	Gunther Braendel	RHP	R/R	6-1	193	1	Fr.	Bradenton, Fla. / IMG Academy
40	Myles Caba	LHP	L/L	6-1	208	4	Jr.	Valrico, Fla. / Bloomingdale // South Florida State College
99	Lorenzo Carrier	OF	R/R	6-5	225	2	R-Fr.	Bear, Del. / Appoquinimink
44	Ben Chestnutt	RHP	R/R	6-1	202	4	Jr.	Debary, Fla. / TNXL Academy // College of Central Florida
48	Ashton Crowther	LHP	L/L	6-2	212	1	Fr.	Trinity, Fla. / J.W. Mitchell
4	Blake Cyr	INF	R/R	5-11	190	1	Fr.	Windermere, Fla. / Windermere
43	Ian Farrow	OF	R/R	6-0	225	3	Jr.	Merritt Island, Fla. / Merritt Island // FGCU
32	Ronaldo Gallo	RHP	R/R	6-6	183	4	Jr.	Miami, Fla. / Miami Southridge // FGCU
28	Ariel Garcia	INF	R/R	6-2	202	2	So.	Homestead, Fla. / Columbus
22	Dario Gomez	OF	R/R	5-8	199	5	Sr.	Las Vegas, Nev. / Freedom // San Joaquin Delta College // Nevada
51	Renzo Gonzalez	OF/INF	L/L	5-11	202	2	So.	Miami, Fla. / Doral Academy
0	Dorian Gonzalez Jr.	INF	L/R	5-9	189	2	So.	Miami, Fla. / Belen Jesuit
55	Gaby Gutierrez	OF	R/R	5-10	216	2	So.	Miami, Fla. / Doral Academy
34	JD Jones	C	R/R	6-0	211	2	So.	Boulder, Colo. / Fairview
2	CJ Kayfus	INF	L/L	6-0	192	3	Jr.	Wellington, Fla. / Palm Beach Central
46	Carlos Lequerica	RHP	R/R	6-1	198	5	Sr.	Miami, Fla. / TERRA // Bethune-Cookman // Miami Dade // FIU
9	Zach Levenson	OF	R/R	6-2	211	3	Jr.	Oviedo, Fla. / Lake Howell // Seminole State College of Florida
13	Karson Ligon	RHP	R/R	6-2	206	2	So.	Sarasota, Fla. / Riverview
39	Jacoby Long	OF	R/R	6-1	188	3	Jr.	Palm Beach Gardens, Fla. / Dwyer
14	Kaden Martin	OF	L/L	6-0	232	1	Fr.	Reisertown, Md. / Buford
35	Yohandy Morales	INF	R/R	6-4	225	3	Jr.	Miami, Fla. / Braddock
61	Carlos Perez	C	R/R	6-1	203	3	Jr.	Miami, Fla. / Florida Christian
52	Sebastian Perez	RHP	R/R	6-5	229	1	Fr.	Southwest Ranches, Fla. / West Broward
19	Dominic Pitelli	INF	L/R	5-11	182	3	Jr.	Miami, Fla. / Doral Academy
24	Alejandro Rosario	RHP	R/R	6-1	182	3	Jr.	Miami, Fla. / Miami Christian
7	Jack Scanlon	C	L/R	6-4	224	4	Jr.	Sloatsburg, N.Y. / Suffern // Oregon
17	Rafe Schlesinger	LHP	L/L	6-3	202	2	So.	Holbrook, N.Y. / Sachem East
53	Chris Scinta	LHP	L/L	5-11	219	1	Fr.	Tamarac, Fla. / JP Taravella
49	Alejandro Torres	RHP	R/R	6-1	241	4	R-So.	Miami, Fla. / Belen Jesuit // FIU
37	Jason Torres	INF	R/R	6-1	232	1	Fr.	Hialeah, Fla. / Miami Springs
45	Edgardo Villegas	OF	L/L	5-8	183	2	So.	Vega Alta, Puerto Rico / Doral Academy
18	Alex Walsh	LHP	L/L	6-4	188	1	Fr.	Boynton Beach, Fla. / Oxbridge Academy
21	Andrew Walters	RHP	R/R	6-4	222	4	Jr.	Palm Bay, Fla. / Bayside // Eastern Florida State
10	Brian Walters	RHP	R/R	6-3	192	2	So.	Palm Bay, Fla. / Bayside // Eastern Florida State
31	Gage Ziehl	RHP	R/R	6-0	216	2	So.	Macedon, N.Y. / Penfield

## Pronunciation Guide

### PLAYERS

**0 Dorian Gonzalez Jr** - DOOR-ee-un

**2 CJ Kayfus** - KAY-fuss

**4 Blake Cyr** - Sear

**13 Karson Ligon** - LIG-in

**17 Rafe Schlesinger** - Rhymes with Safe SLESS-injure

**19 Dominic Pitelli** - pih-TELL-ee

**22 Dario Gomez** - dar-REE-o

**28 Ariel Garcia** - AIR-ee-uhl

**30 Gunther Braendel** - bran-DELL

**31 Gage Ziehl** - Rhymes with Rage Teal

**32 Ronaldo Gallo** - guy-YO

**35 Yohandy Morales** - Yo-AHN-dee mor-AH-less

### COACHES

**6 Gino DiMare** - dih-MARR-ee

**8 Norberto Lopez** - Nor-BEAR-toe LOW-peh

**33 J.D. Arteaga** - are-tee-AH-guh

**40 Myles Caba** - COBB-uh

**43 Ian Farrow** - Pharaoh

**45 Edgardo Villegas** - ed-GAHR-do Vee-YEH-gus

**46 Carlos Lequerica** - leck-UH-REEK-uh

**48 Ashton Crowther** - KROW-thur

**52 Sebastian Perez** - PEHR-ess

**53 Chris Scinta** - SIN-tuh

**61 Carlos Perez** - PEHR-ess

**30****GUNTHER BRAENDEL****RHP • 6-1 • 193 • Fr. • R/R****Bradenton, Fla.****(IMG Academy)**

**High School:** Played at IMG Academy for three seasons after one year at Stafford High School...As senior, recorded 1.60 ERA and 50 strikeouts over 38 innings...Helped lead Stafford to state championship during freshman season.

**Personal:** Son of Eric and Patty Braendel...Has two sisters, Emily and Hannah, and one brother, Luke...Intends to major in finance.

**40****MYLES CABA****LHP • 6-1 • 208 • Jr. • L/L****(South Florida State / Bloomingdale)**

The asterisk next to 2020 and 2021 season bios indicate the NJCAA's decision to grant an extra year of eligibility for student-athletes in light of the COVID-19 pandemic; the student-athlete's year of eligibility did not "advance" from 2020 to 2021 due to this NJCAA ruling.

**\*Sophomore (2022 - South Florida State):** Pitched in six games, making five starts before season-ending elbow surgery...Posted 1-1 record and 1.89 ERA over 19 innings...Tallied 17 strikeouts compared to three walks...Tossed three scoreless frames in season debut against Lake-Sumter State (Jan. 29)...Struck out season-high five across season-long six innings of one-run baseball at Daytona State (Feb. 19).

**\*Freshman (2021 - South Florida State):** Named first team All-Suncoast Conference after appearing in 18 contests and earning 11 starts...Went 4-5 with 2.89 ERA in 71.2 innings...Registered 85 strikeouts and held opponents to .234 batting average...Did not allow earned run in first 11.2 innings...Made first start of season, pitching three frames against College of Central Florida (Feb. 12)...Tossed 4.1 scoreless innings and struck out six vs. Daytona State (Feb. 24)...Did not allow earned run and punched out eight over five innings against Florida Southwestern (Mar. 12)...Totaled career-best 12 strikeouts across seven frames of two-run baseball vs. Hillsborough (Mar. 22)...Twirled complete game shutout, striking out nine against Polk State (Apr. 23).

**\*Freshman (2020 - South Florida State):** Played in 11 games and made two starts in shortened 2020 college baseball season...Went 2-2 with 4.96 ERA and 15 strikeouts over 16.1 innings...Notched first career save with scoreless frame vs. Santa Fe (Feb. 15)...Surrendered one unearned run across three innings in first career start (Mar. 8)...Pitched five shutout frames in final appearance of the campaign.

**High School:** Four-year letterman at Bloomingdale...Mounted 12-6 ledger and 1.87 ERA in final two seasons.

**Personal:** Parents are Juan Caba and Wendy Ureña...Has two brothers, Darian Reyes and Dylan Caba...Intends to major in health science.

**99****LORENZO CARRIER****OF • 6-5 • 224 • R-Fr. • R/R****Bear, Del.****(Appoquinimink)**

**Freshman:** Appeared in 15 games, making eight starts in right field, three in left field and two at designated hitter, before having season-ending surgery...Redshirted to preserve eligibility...Batted .250 (9-for-36) with two home runs and nine RBI...Posted .413 on-base percentage and .528 slugging percentage...Tallied two multi-RBI performances and four multi-hit games...Recorded season-long eight-game on-base streak to begin collegiate career...Hit .500 (7-for-14) with two homers and nine RBI in season-opening sweep over Towson (Feb. 18-20)...Picked up first career knock with RBI triple in opener (Feb. 18)...Registered four hits, including two-run homer in Saturday's doubleheader (Feb. 19)...Blasted grand slam and plated season-high five runs in series finale against Towson (Feb. 20)...Totaled pair of hits in first career ACC game vs. Boston College (Mar. 12).

**High School:** Two-time Delaware Gatorade Player of the Year...Hit .535 with four home runs as senior...Drove in 40 runs and stole 26 bases...Led Appoquinimink to state title in 2019...Received academic all-state recognition in both baseball and basketball.

**Personal:** Son of Jeffery and Norma Carrier...Has older sister, Kiara, and younger brother, Reynaldo...Both parents played basketball at Suffolk County Community College...Sister played softball at Evangel University...Intends to major in exercise physiology.

**CARRIER CAREER STATISTICS****OFFENSE**

YEAR	AVG	GP-GS	AB	R	H	2B	3B	HR	RBI	BB	SO	SB-A
2022	.250	15-13	36	10	9	2	1	2	9	9	12	0-0
Career	.250	15-13	36	10	9	2	1	2	9	9	12	0-0

**44****BEN CHESTNUTT****RHP • 6-1 • 202 • Jr. • R/R****Deberry, Fla.****(College of Central Florida / TNXL Academy)**

The asterisk next to 2020 and 2021 season bios indicate the NJCAA's decision to grant an extra year of eligibility for student-athletes in light of the COVID-19 pandemic; the student-athlete's year of eligibility did not "advance" from 2020 to 2021 due to this NJCAA ruling.

**Sophomore (2022 - College of Central Florida):** Named FCSAA Pitcher of the Year and NJCAA All-American after leading team to NJCAA Region 8 title...Pitched in 18 games and made 16 starts...Finished season with 11-0 record and 3.90 ERA...Struck out 106 batters over 83 innings...Totaled five complete games...Tossed five-inning no-hitter and struck out eight at Lake-Sumter State (Mar. 18)...Punched out 10 batters over six scoreless frames vs. St. Johns River State (Mar. 25)...Pitched seven shutout innings against Santa Fe (Apr. 3)...Registered season-best 14 strikeouts across seven innings vs. Daytona State (Apr. 9)...Twirled six scoreless frames with 11 punchouts against Lake-Sumter State (Apr. 16).

**\*Freshman (2021 - College of Central Florida):** Appeared in 19 games out of bullpen...Registered 3-0 mark with 2.65 ERA and two saves...Recorded 38 strikeouts over 37.1 innings...Tallied season-best

five strikeouts across co-season-long four scoreless innings, earning save at Hillsborough (Jan. 25)...Matched season-best four hitless innings to collect first win of campaign vs. Lake-Sumter (Feb. 6)...Struck out four batters in two scoreless frames against Lake-Sumter (Mar. 15)...Closed out 6-3 win with shutout inning at Seminole State (Apr. 17).

**Freshman (2020 - College of Central Florida):** Played in seven games and made one start in shortened 2020 college baseball season...Went 0-1 with 1.93 ERA and 20 strikeouts over 14 innings...Registered four punchouts in two frames at Tampa (Feb. 3)...Notched five strikeouts across four scoreless in first career start at Webber (Feb. 6).

**High School:** Played at TNXL Academy for one season after earning three varsity letters at The Master's Academy.

**Personal:** Son of Jerry and Cheryl Chestnutt...Has one younger brother, Brady...Intends to major in criminology.



48

## ASHTON CROWTHER

LHP • 6-2 • 212 • Fr. • L/L

Trinity, Fla.

(J.W. Mitchell)

**High School:** Four-year letterman at J.W. Mitchell High School...Four-time All-Conference first team pick...Notched 1.41 ERA and 176 strikeouts in 133.2 innings over high school career...Totaled 2.00 ERA and struck out 73 hitters across 56 frames during senior season. As junior, recorded 1.43 ERA and 70 strikeouts.

**Personal:** Parents are Dominique and John Crowther...Has younger brother, Kaiden...Father played four years in Toronto Blue Jays organization...Intends to major in business.



4

## BLAKE CYR

INF • 5-11 • 190 • Fr. • R/R

Windermere, Fla.

(Windermere)

**High School:** Three-year letterman at Windermere High School...Garnered 2022 All-Metro honors...Led Wolverines to Class 7A District 5 championship and Metro West title as senior...Batted .375 and drove in 21 runs in final campaign.

**Personal:** Parents are Steve and Tiffani Cyr...Has one brother, Brendan, who plays football at Navarro after attending USF from 2020-2022...Intends to major in business.



43

## IAN FARROW

OF • 6-0 • 225 • Jr. • R/R

Merritt Island, Fla.

(FGCU / Merritt Island)

2022 All-Southeast Region Second Team, ABCA

2022 All-ASUN Second Team, OF

**Sophomore (2022 - FGCU):** Started all 58 games for FGCU in left field...Set school record with 21 home runs and 75 RBI...Hit .322 with 73 runs scored, nine doubles, one triple, and five stolen bases...Finished second on team with .624 slugging percentage and 1.034 OPS...

Registered 20 multi-hit efforts and 22 multi-RBI performances...Led Eagles with five outfield assists...Hit .360 in ASUN play and paced league with 14 home runs in conference games...Blasted two homers, including grand slam, on Opening Day against Cincinnati (Feb. 18)...Posted three hits and three RBI at Bethune-Cookman (Feb. 26)...Went 5-for-5 with home run, two doubles, five RBI and program-record five runs scored at Stetson (March 18)...Finished 4-for-4 with two doubles, two RBI and two runs scored vs. Stetson (April 22)...Recorded three hits with two homers, three runs scored and seven RBI at Kennesaw State (May 8)...Went 3-for-5 with two home runs, three RBI and three runs against Liberty (May 13)...Went 3-for-5 with home run and four RBI vs. Liberty (May 15)...Hit home run in all three games at North Florida (May 19-20), while also collecting six RBI in series to conclude regular season...Made it four straight games with homer, hitting 21st of season against Liberty in ASUN Tournament (May 24).

### 2021 ASUN All-Freshman Team, UTL

**Freshman (2021 - FGCU):** Appeared in 44 games, starting 39 contests...Batted .293 with three home runs and 22 RBI...Tied for team lead with 12 doubles...Posted .402 on-base percentage and .449 slugging percentage...Launched first career home run vs. Stetson (March 28)...Went 2-for-4 with two doubles and three RBI at North Florida (April 3)...Tallied four knocks with home run and three RBI against Stetson (April 25).

**High School:** Earned four varsity letters at Merritt Island...Garnered All-State honors as junior...Batted .467 with three home runs and seven stolen bases...Tallied .619 on-base percentage.

**Personal:** Son of Terrence and Lori Farrow...Has two siblings, Loren and Leila...His sister, Loren, played volleyball at Daytona State...Intends to major in business.



32

## RONALDO GALLO

RHP • 6-6 • 183 • Jr. • R/R

Miami, Fla.

(Miami Southridge / FGCU)

*The asterisk next to 2020 and 2021 season bios indicate the NCAA's decision to grant an extra year of eligibility for student-athletes in light of the COVID-19 pandemic; the student-athlete's year of eligibility did not "advance" from 2020 to 2021 due to this NCAA ruling.*

**Sophomore (2022):** Pitched in 26 games in debut season at Miami...Posted 3-0 record with 3.47 ERA...Recorded 42 strikeouts over 36.1 innings pitched...Registered 2.79 ERA and held opposing hitters to .197 batting average in ACC play...Finished regular season with 10 straight scoreless outings...Pitched shutdown frame in 11-1 win vs. Towson (Feb. 20)...Struck out co-season-high four in 1.1 innings against Harvard (Feb. 25)...Fanned two batters in ACC opener vs. Boston College (Mar. 11)...Matched season-best four strikeouts across season-long three hitless frames against Pitt (Apr. 24)...Retired all six batters faced, while punching out four vs. North Dakota State (May 7)...Pitched 1.2 scoreless innings in Coral Gables Regional against Canisius (June 4).

**\*Freshman (2021 - FGCU):** Pitched in 13 games, making 10 starts...Finished season with 1-2 record, 7.62 ERA and 28 strikeouts over 41.1 innings pitched...Allowed zero earned runs while striking out season-high six in 6.1 innings pitched against Kansas (Feb. 28)...Struck out five in 4.0 innings at Florida State (May 11).

**\*True Freshman (2020 - FGCU):** Appeared in five games, including three starts on mound for FGCU in shortened 2020 college baseball season...Went 1-1 with 4.15 ERA and 16 strikeouts over 17.1 innings...Struck out five and allowed two hits across 3.1 innings in collegiate debut at Tulane (Feb. 16)...Allowed just one run on two hits in first career start against Eastern Michigan (Feb. 25)...Earned first win of career when he threw final 5.2 hitless frames of 16-inning

contest against Bethune-Cookman (Feb. 29).

**High School:** Three-year varsity letterman at Miami Southridge High School...Earned 9A-16 all-district recognition each season... Totaled sub-2.50 ERA in all three years, including career-best 2.05 ERA as senior...Also played basketball at Southridge.

**Personal:** Son of Ronaldo Gallo and Angela de Leon...Has one older sister, Nathalia, and one younger brother, Javi...Intends to major in criminology.

## GALLO CAREER STATISTICS

### PITCHING

YEAR	ERA	W-L	APP/S	CG	SHO	SV	IP	H	R	ER	BB	SO	B/AVG
2022	3.47	3-0	26/0	0	0/0	0	36.1	27	14	14	17	42	.213
Career	3.47	3-0	26/0	0	0/0	0	36.1	27	14	14	17	42	.213



28

## ARIEL GARCIA

INF • 6-2 • 202 • So. • R/R

Homestead, Fla.

(Columbus)

**Freshman (2022):** Appeared in 32 games, making eight starts at designated hitter and seven at second base...Batted .306 (19-for-62) with five home runs and 14 RBI...Posted .389 on-base percentage and .548 slugging-percentage...Totaled four multi-RBI games and five multi-hit performances...Made collegiate debut with pinch-hit single at No. 18 Clemson (Mar. 18)...Reached base safely three times and registered first career RBI vs. No. 3 Virginia (Apr. 10)...Tallied first career multi-hit effort, highlighted by three-run homer, at Georgia Tech (May 1)...Smashed two home runs as part of three-hit, four-RBI game against North Dakota State (May 6)...Recorded pair of hits and scored season-high three times vs. North Dakota State (May 7)...Launched three-run shot at Florida State (May 14)...Notched two hits and plated run vs. FGCU (May 17)...Singled and blasted two-run jack in regular season finale against No. 14 Notre Dame (May 21).

**High School:** Four-year letterwinner at Christopher Columbus High School...Elected team captain in 2020...Two-time All-District selection...Named 7A-15 Player of the Year as senior...In final year at Columbus, batted .327 with 10 home runs and 23 RBI.

**Personal:** Son of Andy and Lizette Garcia...Has older brother, Anderson, and younger sister, Aaliyah...Intends to major in business.

## GARCIA CAREER STATISTICS

### OFFENSE

YEAR	AVG	GP-GS	AB	R	H	2B	3B	HR	RBI	BB	SO	SB-A
2022	.306	32-14	62	12	19	0	0	5	14	9	24	0-0
Career	.306	32-14	62	12	19	0	0	5	14	9	24	0-0



22

## DARIO GOMEZ

OF • 5-8 • 199 • Sr. • R/R

Las Vegas, Nev.

(Freedom / San Joaquin Delta / Nevada)

The asterisk next to 2020 and 2021 season bios indicate the NCAA's decision to grant an extra year of eligibility for student-athletes in light of the COVID-19 pandemic; the student-athlete's year of eligibility did not "advance" from 2020 to 2021 due to this NCAA ruling.

**Junior (2022 - Nevada):** Appeared in all 55 games, starting 54...Batted .316, led team in triples (six), shared team lead in doubles (18),

finished second on team in hits (75)...Hit seven homers, second on team in RBI (51), scored 49 runs and stole 10 bases...Went 3-for-5 with homer, double, two RBI and two runs scored at Grand Canyon (Feb. 20)...Drove in six runs on three hits, including homer and double, at Air Force (March 4)...Went 4-for-6 with triple and three RBI against San José State (Mar. 12)...Drove in two runs against Dixie State (Mar. 15)...Went combined 5-for-10 with double, two RBI and two runs scored over two games against No. 2 Oregon State (Mar. 29-30)...Stole two bases, had three hits, two RBI and two runs scored against Sacramento State (Apr. 5)...Hit for cycle at UNLV (Apr. 9), going home run, single, double, triple...Had RBI triple in 2-for-5 game against Air Force (Apr. 15)...Went 3-for-5 with triple, homer and two RBI against Air Force (Apr. 16)...Doubled twice in four-hit, two-RBI effort against Saint Mary's (Apr. 19)...Homered and went 2-for-6 with three RBI at San José State (Apr. 23)...Tripled and drove in only two runs of game in 2-0 Nevada win at Arizona (Apr. 30)...Came up just homer shy of another cycle against New Mexico (May 6), going 3-for-6 with double, triple and four RBI...Went 3-for-3 with double and two RBI at San Diego State (May 13)...Homered and drove in two runs in win over Fresno State (May 19)...Batted .455 (5-for-11) over three games at MW Championship (May 26-28), including going 2-for-3 with solo homer in win over UNLV (May 27)...Finished season on 12-game hitting streak, batting .420 (21-for-50) over that stretch.

**2021 All-Mountain West First Team, OF**

**2021 Mountain West Player of the Week (4/12)**

**\*Sophomore (2021 - Nevada):** Played and started in all 45 games in center field...Ranked seventh in nation in hits per game (1.67)...Batted .393 in first season with Wolf Pack and led team with 75 hits...Totaled 24 extra-base hits, including six home runs, 16 doubles and two triples...Drove in 37 runs and scored 45 more...Was 12-for-15 on base paths, which led team...Recorded 124 putouts and five assists to just two errors to post fielding percentage of .985...Ranked in top 10 in Mountain West in batting average, runs scored, hits, doubles, at-bats, sacrifice bunts and stolen bases...Led team with 21 multi-hit games, including season-high four against Fresno State (Mar. 20)...Posted nine multi-RBI games, led team with 20-game on-base streak and tied for team lead with season-long hitting streak of 14 games...Notched eight-RBI performance against Fresno State (Mar. 20), which was tied for fifth-most RBI nationally in a single game.

**Prior to Nevada:** Spent two years at San Joaquin Delta College...Part of Big 8 conference title in 2019...Played in 21 games and batted .409 with 21 RBI, 36 runs scored and 28 stolen bases during shortened 2020 season.

**High School:** Three-year letterwinner at Freedom High School...Helped lead Freedom to 2017 Valley Athletic League title...Earned first team All-League honors in 2018.

**Personal:** Son of Steve Gomez and Carol Bayramian...Has two older brothers, Domenic and Damien...Intends to major in economics.



51

## RENZO GONZALEZ

OF/INF • 5-11 • 202 • So. • L/L

Miami, Fla.

(Doral Academy)

**Freshman (2022):** Appeared in 34 contests, making nine starts in right field, one in left field and one at designated hitter...Hit .241 (14-for-58) with 12 runs scored, two doubles, one triple, two home runs and seven RBI...Posted .353 on-base percentage and .444 slugging percentage...Totaled one multi-RBI effort and two multi-hit games...Batted .300 (9-for-30) in ACC play...Picked up first career hit, double, against Towson (Feb. 20)...Produced first career ACC knock and scored twice in 11-4 win at No. 18 Clemson (Mar. 18)...Recorded co-season-high three hits, including walk-off single in 14th inning,



vs. No. 13 North Carolina (Mar. 27)...Launched first career home run against Pitt (Apr. 23)...Finished double shy of cycle and notched career-high four RBI against North Dakota State (May 7).

**High School:** Played at Doral Academy as senior after three seasons at Alonso High School...Served as captain in final three years...Earned 2021 Miami-Dade 5A-7A Player of the Year honors after hitting .425 with nine home runs and 25 RBI in lone campaign with Firebirds...Helped lead Doral Academy to district championship.

**Personal:** Parents are Javier González and Alexandra Vallejo...Cousin, Gabriel Rosado, played baseball at William Carey University...Intends to major in sport administration.

## GONZALEZ CAREER STATISTICS

### OFFENSE

YEAR	AVG	GP-GS	AB	R	H	2B	3B	HR	RBI	BB	SO	SB-A
2022	.241	34-11	58	12	14	2	1	2	7	8	20	1-2
Career	.241	34-11	58	12	14	2	1	2	7	8	20	1-2



0

## DORIAN GONZALEZ JR.

INF • 5-9 • 189 • So. • L/R

Miami, Fla.

(Belen Jesuit)

**Freshman (2022):** Played in 44 games and made 43 starts at second base in debut season with Hurricanes...Missed one month due to lower-body injury...Hit .263 with 32 runs scored, seven doubles, two homers and 21 RBI...Finished with five multi-RBI games and 10 multi-hit performances...Totaled .345 average across first 15 contests...One of two freshmen to earn start on Opening Day against Towson (Feb. 18)...Recorded first collegiate hit, solo home run, as part of 2-for-4 and season-best three-RBI effort vs. Towson (Feb. 19)...Became first Hurricane since CJ Kayfus in 2021 to homer for first collegiate hit...Capped off first weekend with two hits and drove in two runs in series finale against Towson (Feb. 20)...Registered first career three-hit performance vs. Harvard (Feb. 25)...Started season-long eight-game hitting streak and 15-game on-base streak, reaching safely four times against Harvard (Feb. 27)...Notched back-to-back multi-hit efforts against FIU (March 8) and Boston College (Mar. 11), tallying five hits over two tilts...Picked up pair of knocks in first ACC road affair at No. 18 Clemson (Mar. 18)...Mounted two-hit game, including second career home run vs. 13th-ranked North Carolina (Mar. 25)...Returned after missing one month, coming off bench against North Dakota State (May 6)...Reached base co-season-high four times, including third three-hit effort, vs. UCF (May 11)...Posted two knocks and plated two runs at No. 21 Florida State (May 14)...Recorded pair of hits and RBI in Coral Gables Regional opener vs. Canisius (June 4).

**High School:** Four-year letterman at Belen Jesuit Prep, serving as captain in 2020-21...Earned all-district recognition each year...Batted over .300 in all four seasons, including career-best .364 average as senior...Paced district with five home runs in 2021...Selected as team MVP following senior season...Helped lead Belen Jesuit to regional championship...Also played football at Belen.

**Personal:** Parents are Dorian and Nora Gonzalez...Father, Dorian, played baseball at Miami from 1994-96, reaching College World Series in all three seasons...Intends to major in business.

## GONZALEZ JR. CAREER STATISTICS

### OFFENSE

YEAR	AVG	GP-GS	AB	R	H	2B	3B	HR	RBI	BB	SO	SB-A
2022	.263	44-43	156	32	41	7	0	2	21	21	33	1-4
Career	.263	44-43	156	32	41	7	0	2	21	21	33	1-4



55

## GABY GUTIERREZ

OF • 5-10 • 216 • So. • R/R

Miami, Fla.

(Doral Academy)

**Freshman (2022):** Appeared in 47 contests, making 14 starts in right field and seven in left field...Batted .247 (21-for-85) with 18 runs scored, three doubles, four home runs and 15 RBI...Recorded .379 on-base percentage and .424 slugging percentage...Registered three multi-RBI games and five multi-hit performances...Totaled .283 (13-for-46) average with four homers and .965 OPS in ACC play...Picked up first career hit vs. Boston College (Mar. 12)...Tallied first career multi-hit effort, highlighted by game-tying single in ninth against No. 13 North Carolina (Mar. 27)...Blasted first career homer in 6-2 win over No. 3 Virginia (Apr. 8)...Mounted pair of hits and RBI vs. North Dakota State (May 6)...Launched two homers and plated season-high five runs against No. 14 Notre Dame (May 19)...Blasted two-run shot and scored season-best three times in regular season finale vs. No. 14 Notre Dame (May 21).

**High School:** Six-year letterman at Doral Academy, serving as captain from 2018-2020...Two-time District Hitter of the Year...Finished high school career with .353 average, 30 home runs and 108 RBI...Batted .409 in final season at Doral with eight home runs and 28 RBI...Hit .430 during sophomore year with eight home runs and 30 RBI...Helped lead Firebirds to six district championships, three regional titles and one state runner-up finish in 2019.

**Personal:** Parents are Luis Gutierrez and Liany Calderon Gutierrez...Intends to major in sport administration.

## GUTIERREZ CAREER STATISTICS

### OFFENSE

YEAR	AVG	GP-GS	AB	R	H	2B	3B	HR	RBI	BB	SO	SB-A
2022	.247	47-21	85	18	21	3	0	4	15	18	30	0-0
Career	.247	47-21	85	18	21	3	0	4	15	18	30	0-0



34

## JD JONES

C • 6-0 • 192 • So. • R/R

Boulder, Colo.

(Fairview)

**Freshman (2022):** Appeared in 19 games, making two starts at catcher for Hurricanes...Hit .294 (5-for-17) with one RBI, six runs scored and three walks...Totaled one multi-hit performance...Reached base safely three times and picked up first career hit in start against Towson (Feb. 19)...Notched single and scored in back-to-back games played at No. 18 Clemson (Mar. 18) and at Duke (Apr. 3)...Recorded first career multi-hit performance and RBI while scoring twice in second start vs. FIU (Apr. 6).

**High School:** Four-year letterman at Fairview High School, serving as captain in 2021...Named first-team all-conference and first-team all-region as senior...Finished high school career with .361 average, seven home runs and 46 RBI...Batted .409 in final season at Fairview with five home runs and 20 RBI...Helped lead Knights to 2021 5A Colorado Front Range League Championship.

**Personal:** Parents are Jeff and Donna Jones...Has one brother, Brett, and one sister, Reilly...Father played football at Mercyhurst University...Intends to major in finance.

## JONES CAREER STATISTICS

### OFFENSE

YEAR	AVG	GP-GS	AB	R	H	2B	3B	HR	RBI	BB	SO	SB-A
2022	.294	19-2	17	6	5	0	0	0	1	3	4	0-0
Career	.294	19-2	17	6	5	0	0	0	1	3	4	0-0



## 2 CJ KAYFUS

INF • 6-0 • 192 • Jr. • L/L  
Wellington, Fla.  
(Palm Beach Central)

2022 All-ACC Second Team, 1B

2022 All-ACC Academic Team

2022 Hurricanes MVP

**Sophomore (2022):** Started all 60 games at first base...Led Miami with .366 average, 87 hits, 38 walks, .460 on-base percentage, 16 stolen bases and 27 multi-hit games...Tallied 10 multi-RBI performances...Posted team-best .308 average in ACC action...Reached base safely in all but two contests, including first 22 games...Totaled pair of knocks in season-opening win over Towson (Feb. 18)...Notched three hits, highlighted by two doubles, and scored core-saver high three runs against Towson (Feb. 19)...Tripled and scored vs. Harvard (Feb. 26)...Launched first homer of campaign in 10-0 victory over Harvard (Feb. 27)...Belted grand slam at UCF (Mar. 16)...Extended on-base streak to 22 contests, walking three times vs. No. 13 North Carolina...Started season-long 29-game on-base streak with season-best four hits at FGCU (Mar. 30)...Blasted three-run homer in 17-1 rout over FIU (Apr. 6)...Mounted multi-hit effort and stole season-high three bases at No. 21 Virginia Tech (Apr. 14)...Smacked solo shot in 8-5 win over No. 21 Virginia Tech (Apr. 16)...Doubled twice and drove in three against Bethune-Cookman (Apr. 19)...Delivered walk-off single in ninth inning vs. Pitt (Apr. 22)...Registered solo homer in victory at Georgia Tech (May 1)...Homered and plated three tallies vs. UCF (May 11)...Recorded three extra-base hits, highlighted by round-tripper against Wake Forest in ACC Tournament (May 27)...Hit leadoff home run vs. Arizona in Coral Gables Regional (June 5).

2021 All-Gainesville Regional, RF

**Freshman (2021):** Played in 40 games, making 10 starts in debut season with Hurricanes...Saw action at first base and in right field...Hit .298 (17-for-57) with 12 runs scored, three doubles, three homers, six RBI and a stolen base...Recorded pair of multi-hit games and one multi-RBI performance...Ended season on a season-best five-game hitting streak...Made Hurricanes debut on Feb. 19 at No. 1 Florida, scoring run as pinch runner...Recorded first collegiate hit, solo homer, while making first career start on Mar. 6 at NC State...Became first Hurricane since Alex Toral in 2018 to homer for first collegiate hit...Doubled and homered while scoring season-high two runs and adding two RBI in 2-for-3 effort vs. FAU (Mar. 9)...Had base hit against rival Florida State (Mar. 20)...Had RBI double and scored run vs. Duke (Apr. 4)...Hit safely in three straight games as pinch hitter: Apr. 11 at Pitt, Apr. 14 vs. FGCU and Apr. 18 vs. Clemson...Homered in win over Appalachian State (May 8)...Singled and had first career stolen base in series-clinching win over Georgia Tech (May 16)...Had base hit in victory at Louisville (May 21), starting season-long five-game hit streak...Singled off bench in ACC tournament game vs. Florida State (May 28)...Had base hit in NCAA tournament debut vs. South Alabama (June 4), making first career start in right field...Recorded second multi-hit game of year in NCAA tournament loss to USF (June 5)...Singled in NCAA tournament loss to South Alabama (June 6)...Named to All-Gainesville Regional team after hitting .308 in three games.

**High School:** Four-year varsity letterman, playing final three seasons at Palm Beach Central after beginning prep career at Chery

Creek...As senior, batted .556 with four triples, two homers and 13 RBI...Helped Palm Beach Central reach state final four in 2019...Named all-district first baseman in 2018-19...Selected as team MVP following sophomore season and named hitter of the year as junior.

**Personal:** Son of David and Haika Kayfus...Majoring in business management.

## KAYFUS CAREER STATISTICS

### OFFENSE

YEAR	AVG	GP-GS	AB	R	H	2B	3B	HR	RBI	BB	SO	SB-A
2021	.298	40-10	57	12	17	3	0	3	6	5	19	1-1
2022	.366	60-60	238	64	87	12	1	8	51	38	36	16-20
Career	.353	100-70	295	76	104	15	1	11	57	43	55	17-21



## 46 CARLOS LEQUERICA

RHP • 6-1 • 198 • Sr. • R/R

Miami, Fla.

(FIU / Miami Dade / Bethune-Cookman / Terra)

*The asterisk next to 2020 and 2021 season bios indicate the NCAA's decision to grant an extra year of eligibility for student-athletes in light of the COVID-19 pandemic; the student-athlete's year of eligibility did not "advance" from 2020 to 2021 due to this NCAA ruling.*

**Junior (2022 - FIU):** Appeared in 16 games, including 11 starts...Finished season with 2-5 mark and 5.16 ERA...Picked up one save...Struck out 51 batters, while walking 21 in 52.1 innings...Tossed 1.2 scoreless innings against St. Thomas (Feb. 18)...Struck out pair to earn save vs. St. Thomas (Feb. 19)...Scattered two hits and fanned six across four innings in first start of campaign against Miami (Mar. 8)...Limited Marshall to one hit across five shutout innings, while striking out six in first win (Mar. 20)...Recorded season-best seven innings and eight strikeouts at FAU (Apr. 30)...Totaled seven punchouts in five frames of two-run baseball against Rice (May 20).

**\*Sophomore (2021 - Miami Dade):** Pitched in 15 games and made two starts...Went 1-1 with 4.08 ERA...Tallied 53 innings and 63 strikeouts...Made season debut with scoreless frame vs. State College of Florida (Jan. 30)...Struck out season-high eight across five hitless innings in first start for Sharks against ASA College (Feb. 9)...Scattered four hits and two runs, one unearned, over season-long 6.2 frames, while striking out seven vs. Indian River State (Apr. 23).

**Sophomore (2020 - Bethune-Cookman):** Appeared in seven contests out of bullpen for Wildcats in shortened 2020 college baseball season...Finished with 2.70 ERA and one save across 6.2 innings...Allowed just two hits...Totaled five scoreless outings...Struck out pair in shutdown frame against Alabama A&M (Feb. 20)...Pitched season-high 1.2 innings at Texas State (Mar. 7)...Tossed scoreless inning at FIU (Mar. 11).

**Freshman (2019 - Bethune-Cookman):** Pitched in eight games with three starts...Went 0-3 with 8.64 ERA over 16.2 innings...Made collegiate debut against FGCU (Feb. 16)...Tossed scoreless frame vs. FIU (Feb. 19)...Threw two shutout innings against Alabama A&M (Mar. 27)...Allowed two runs on pair of hits over season-high five innings, while striking out six batters vs. Jacksonville (Apr. 30)...Pitched two scoreless frames at No. 21 Miami (May 5).

**High School:** Two-year letterman at TERRA...Named to 2018 7A-16 All-District Team...Totaled 6-2 record and 2.35 ERA in 11 starts...Registered three complete games and shutout.

**Personal:** Son of Gabriella Lequerica...Has one sister, Kiara...Intends to major in economics.



## 9 ZACH LEVENSON

OF • 6-2 • 211 • Jr. • R/R

Oviedo, Fla.

(Seminole State College / Lake Howell)

**Sophomore (2022):** Appeared in 51 games, making 23 starts at designated hitter and 14 in right field...Hit .300 with seven home runs and 28 RBI...Posted .420 on-base percentage and .531 slugging-percentage...Tied for team-lead with 10 HBP...Totaled seven multi-RBI performances and eight multi-hit games...Batted .310 (22-for-71) with three home runs and 15 RBI in ACC play...Recorded first collegiate hit, pinch-hit two-run homer, in eighth inning against Towson (Feb. 19)...Became first player to hit home run in first at-bat at Miami since Gus Menendez vs. FIU on Jan. 28, 2006...Came off bench to register first career ACC knock with pinch-hit RBI double in eighth against Boston College (Mar. 13)...Blasted game-tying solo shot at UCF (Mar. 16)...Started season-long 10-game on-base streak with single at Clemson (Mar. 20)...Tallied first career multi-hit effort vs. FGCU (Apr. 5)...Notched first three-hit performance, highlighted by solo homer, in 5-4 victory vs. No. 3 Virginia (Apr. 9)...Reached base four times, including trio of knocks, against Pitt (Apr. 23)...Launched grand slam and drove in season-best five runs vs. UCF (May 11)...Mounted third three-hit game, reaching safely four times, with home run in regular season finale against 14th-ranked Notre Dame (May 21).

**Freshman (2021 - Seminole State College):** Named second team All-Mid-Florida Conference after hitting .291 with team-high 12 home runs and 39 RBI in 44 games...Recorded 12 doubles and team-best .581 slugging percentage...Helped lead Raiders to state tournament...Launched first career homer against St. Petersburg College (Feb. 10)...Reached base in all five plate appearances at Santa Fe College (March 31).

**High School:** Four-year letterman at Lake Howell High School, serving as captain in final two seasons...Two-time All-Conference...Hit .370 with two homers as junior...Also played football at Lake Howell.

**Personal:** Son of Dan and Debbie Levenson...Has one older brother, Matt...Dad played baseball at UNC Wilmington...Brother plays baseball at Winthrop...Intends to major in finance.

### LEVENSON CAREER STATISTICS

#### OFFENSE

YEAR	AVG	GP-GS	AB	R	H	2B	3B	HR	RBI	BB	SO	SB-A
2022	.300	51-37	130	28	39	5	2	7	28	17	35	0-0
Career	.300	51-37	130	28	39	5	2	7	28	17	35	0-0



## 13 KARSON LIGON

RHP • 6-2 • 206 • So. • R/R

Sarasota, Fla.

(Riverview)

#### 2022 All-ACC Academic Team

**Freshman (2022):** Pitched in 16 games, making 15 starts in rookie campaign...Finished season with 6-6 record, 4.90 ERA and 67 strikeouts over 75.1 innings pitched...Posted 4-1 mark and 1.45 ERA, while holding opponents to .197 batting average across first seven appearances...Made collegiate debut with three innings of one-run baseball against Towson (Feb. 19)...Earned first career start, allowing one run on two hits and striking out co-season-high eight over five frames vs. FAU (Feb. 23)...Punched out eight batters in seven innings,

while limiting No. 14 Florida (Mar. 5) to one run and three hits in first weekend start...Struck out seven over six innings, surrendering one run in ACC debut vs. Boston College (Mar. 12)...Scattered one unearned run and three hits across 5.1 innings at No. 18 Clemson (Mar. 19)...Pitched five frames, yielding two tallies in no-decision against No. 13 North Carolina (Mar. 26)...Twirled six scoreless innings in 4-3 win at Duke (Apr. 2)...Tossed season-long eight innings and allowed one run, while matching season-best eight strikeouts, vs. Pitt (Apr. 23)...Surrendered one unearned run in five frames against North Dakota State (May 5).

**High School:** Three-year letterman at Riverview High School, serving as captain in 2020-21...Went 6-2 with 1.93 ERA and 61 strikeouts over 57.2 innings pitched as senior...Tossed 98-pitch no-hitter with 12 strikeouts in final year with Rams.

**Personal:** Son of Jeff and Page Ligon...Has one older brother, Kendall...Intends to major in accounting.

### LIGON CAREER STATISTICS

#### PITCHING

YEAR	ERA	W-L	APP/PS	CG	SHO	SV	IP	H	R	ER	BB	SO	B/AVG
2022	4.90	6-6	16/15	0	0/0	0	75.1	82	47	41	32	67	.275
Career	4.90	6-6	16/15	0	0/0	0	75.1	82	47	41	32	67	.275



## 39 JACOB LONG

OF • 6-1 • 188 • Jr. • R/R

Palm Beach Gardens, Fla.

(Dwyer)

**Sophomore (2022):** Played in 45 games, earning seven starts...Batted .250 (12-for-48) with 12 runs scored, one double, one home run, five RBI and six stolen bases...Tallied .315 on-base percentage and .333 slugging percentage...Totaled one multi-RBI performance...Started Opening Day against Towson (Feb. 18)...Notched first career RBI with sacrifice fly vs. Towson (Feb. 19)...Launched first career home run against FAU (Feb. 23)...Recorded first career double in 2-1 win over Harvard (Feb. 26)...Drove in run and scored twice against Boston College (Mar. 12)...Singled and scored pair of runs vs. Boston College (Mar. 13)...Registered hit in Coral Gables Regional Opener against Canisius (June 4).

**Freshman (2021):** Appeared in eight games as reserve outfielder...Batted .333 with two hits, three runs scored and stolen base...Posted .333 on-base percentage and .333 slugging percentage...Made Hurricane debut as pinch runner at preseason No. 1 Florida (Feb. 20), scoring run...Had first plate appearance vs. Wake Forest (Mar. 12)...Got two at-bats at FGCU (Mar. 17)...Recorded first collegiate hit vs. Florida State (Mar. 19)...Singled and scored at FIU (Mar. 31).

**High School:** Three-year varsity letterman at Dwyer, serving as team captain in 2020...Named 2020 Perfect Game Preseason All-American...Selected to SunSentinel's 2019 All-Palm Beach First Team...Named 2019 district hitter of the year after hitting .474...Selected to 2017 MLB Breakthrough Series National Team.

**Personal:** Son of Amanda Long...Has two sisters, Arianna and Kiara...Has not declared a major.

### LONG CAREER STATISTICS

#### OFFENSE

YEAR	AVG	GP-GS	AB	R	H	2B	3B	HR	RBI	BB	SO	SB-A
2021	.333	8-0	6	3	2	0	0	0	0	0	0	1-1
2022	.250	46-7	48	12	12	1	0	1	5	4	10	6-6
Career	.259	53-7	54	15	14	1	0	1	5	4	10	7-7



14

**KADEN MARTIN****OF • 6-0 • 232 • FR. • L/L****Reidsertown, Md.****(Buford)**

**High School:** Played one season at Buford High School (Ga.) after three years at Knoxville Catholic (Tenn.)...Tabbed 2021 Perfect Game All-American after setting school record with 13 home runs...Garnered TBCA All-State accolades, 5 Star Preps First Team honors and All-Region distinction as junior...Named District 4-AAA Rookie of the Year in 2019...Also earned four varsity letters in football.

**Personal:** Parents are Toya and Tee Martin...Has three siblings, Amari Rodgers, Ayadra Rodgers and Cannon Martin...Father was starting quarterback on 1998 Tennessee Volunteers football national championship team and serves as wide receivers coach for Baltimore Ravens...Brother, Amari, plays wide receiver for Houston Texans after helping Clemson win 2018 national championship...Intends to major in communications.



35

**YOHANDY MORALES****INF • 6-4 • 225 • Jr. • R/R****Miami, Fla.****(Braddock)****2022 USA Baseball Collegiate National Team****2022 ABCA/Rawlings Southeast All-Region Second Team, 3B****2022 All-Coral Gables Regional Team, 3B****2022 All-ACC Second Team, 3B****2022 Collegiate Baseball Player of the Week (5/9)****2022 ACC Player of the Week (5/9)**

**Sophomore (2022):** Started all 60 games at third base...Led Hurricanes with 17 doubles, 18 home runs, 59 RBI, 65 runs, .650 slugging percentage and 1.061 OPS...Ranked third on team with .329 batting average...Totalled 13 multi-RBI performances and 21 multi-hit efforts...Became first Hurricane since Zack Collins in 2015 and 2016 to register double-digit dingers in consecutive campaigns...Smacked first home run of season vs. Towson (Feb. 19)...Tallied trio of knocks, highlighted by triple, vs. Harvard (Feb. 26)...Launched go-ahead two-run homer in 5-2 win over No. 14 Florida (Mar. 5)...Belted three-run blast at No. 18 Clemson (Mar. 20)...Reached base in all five plate appearances and recorded first career four-hit performance vs. No. 13 North Carolina (Mar. 25)...Mashed solo shot at Duke (Apr. 2)...Reached safely five times and drove in three runs at Duke (Apr. 3)...Delivered game-winning homer in 6-2 victory over No. 3 Virginia (Apr. 8)...Crushed game-winning jack against third-ranked Cavaliers (Apr. 9)...Smacked solo shot vs. Pitt (Apr. 24)...Matched career-high with four knocks at Georgia Tech (May 1)...Registered second straight four-hit performance and scored career-best five times vs. North Dakota State (May 6)...Homed as part of three-hit day in 16-1 rout over Bison (May 7)...Recorded first multi-home run performance of season, highlighted by game-winning blast vs. North Dakota State (May 8)...Launched two-run homer at No. 21 Florida State (May 14)...Socked solo shot against No. 14 Notre Dame (May 19)...Belted go-ahead three-run jack vs. NC State in ACC Tournament (May 25)...Smacked three home runs and plated season-high five runs in four-hit game in Coral Gables Regional opener against Canisius (Jun. 4)...Became only fourth Hurricane all-time with trio of home runs in postseason game, joining Lane Esquivel (1998), Kevin Brown (2001) and Scott Lawson (2010).

**2021 Freshman All-America Collegiate Baseball, 3B****2021 All-Gainesville Regional Team, 3B****2021 ACC All-Freshman Team, 3B**

**Freshman (2021):** Made 53 starts primarily at third base...Led Miami with 13 doubles, three triples, 11 home runs and 45 RBI...Batted .284 with team-high 44 runs scored...Led team with .532 slugging percentage and posted .874 OPS...Ranked second on team with 17 multi-hit games and led team with 13 multi-RBI performances...Tied for team-best 11-game hitting streak...Doubled and scored twice in 2-for-4 collegiate debut at preseason No. 1 Florida (Feb. 19)...Tripled, scored two runs and drove in run as part of a 3-for-5 day to take series at No. 1 Florida (Feb. 21)...Had hit and RBI in home debut vs. Virginia Tech (Feb. 26)...Went 2-for-3 with RBI in win over Virginia Tech (Feb. 27)...Hit first career home run as part of 2-for-3, 3 RBI game vs. Virginia Tech (Feb. 28)...Doubled and drove in run in win at NC State (Mar. 6)...Had first multi-homer game of career in win at NC State (Mar. 7), going 3-for-5 with two RBI and two homers...Singled and drove in two runs in win over FAU (Mar. 9)...Had two hits and RBI in two-game sweep of Wake Forest (Mar. 12-13)...Doubled twice and drove in three runs in win at FGCU (Mar. 17)...Homed and drove in two runs in series opener vs. Virginia (Mar. 26)...Hit homer and drove in two RBI in win at Virginia (Mar. 28)...Doubled, tripled and drove in two runs in win at FIU (Mar. 31)...Tripled and drove in run in win over Duke (Apr. 2)...Went 2-for-4 with homer in sweep-clinching victory over Duke (Apr. 4)...Homed and drove in two runs in win over FIU (Apr. 7)...Went 2-for-5 with double and RBI at Pitt (Apr. 10)...Walked twice, drove in run and scored run in series-opening win over Clemson (Apr. 16)...Went 2-for-5 with homer and two RBI in victory over Clemson (Apr. 17)...Homed in sweep-clinching win over Clemson (Apr. 18)...Doubled and drove in run in second game of doubleheader at North Carolina (Apr. 23)...Doubled and scored run in win over FGCU (Apr. 27)...Went 2-for-4 in win at Boston College (May 1)...Drove in two runs in finale at Boston College (May 2)...Went 1-for-4 with RBI and two runs scored in win over App State (May 8)...Was 2-for-3 with double and season-high four RBI in sweep-clinching win over App State (May 9)...Went 2-for-5 with RBI in win over Georgia Tech (May 15)...Doubled in series-opening win at Louisville (May 20)...Went 1-for-2 with homer and two RBI in victory at Louisville (May 21)...Had base hit and run scored in sweep-clinching win at Louisville (May 22)...Had two doubles and RBI in ACC tournament debut vs. Duke (May 27)...Doubled vs. Florida State in ACC tournament (May 28)...Had base hit in NCAA tournament debut vs. South Alabama (June 4)...Singled and drove in run vs. USF (June 5)...Went 2-for-2 with homer in season finale vs. South Alabama (June 6)...Named to All-Gainesville Regional team after batting .444 with one homer, run scored and two RBI.

**High School:** Four-year varsity letterman at Braddock, where he was three-time captain...Named 2019 Under Armour and Perfect Game All-American...Selected to 2019 18U USA National Team...Hit .359 with 19 doubles, three triples, eight homers and 50 RBI in four-year varsity career...Batted .500 with two doubles, four homers and 14 RBI in shortened 2020 season...Hit .321 with five extra-base hits as junior...Posted .415 batting average with eight doubles and two homers as sophomore.

**Personal:** Son of Andy Morales and Daiyana Castillo...Has two siblings: brother, Yandy, and sister, Angie...Brother, Yandy, plays baseball at Barry University...Father, Andy, was member of the Cuban National Team and played in New York Yankees and Boston Red Sox organizations...Majoring in sport administration.

**MORALES CAREER STATISTICS****OFFENSE**

YEAR	AVG	GS-6S	AB	R	H	2B	3B	HR	RBI	BB	SO	SB-A
2021	.284	53-53	211	44	60	13	3	11	45	18	49	0-1
2022	.329	60-60	240	65	79	17	3	18	59	34	60	6-7
Career	.308	113-113	451	109	139	30	6	29	104	52	109	6-8



61

**CARLOS PEREZ****C • 6-1 • 203 • Jr. • R/R****Miami, Fla.****(Florida Christian)**

**Sophomore (2022):** Played in 22 games, starting seven contests behind plate and five at designated hitter...Totaled .191 (9-for-47) average with three doubles, one home run and five RBI...Blasted pinch-hit solo shot in season debut vs. Harvard (Feb. 27)...Singled in first start of campaign against No. 14 Florida (Mar. 4)...Recorded lone multi-hit performance with pair of doubles at FIU (Mar. 8)...Reached base season-best three times vs. FGCU (May 17).

**Freshman (2021):** Appeared in 19 games and made 12 starts at catcher...Hit .222 with four doubles, one triple, one home run and six RBI...Scored eight runs while slugging .422 and posting .762 OPS...Had one multi-hit game and one multi-RBI performance...Was hit by pitch in Miami debut as pinch hitter vs. NC State (Mar. 5)...Made first career start at catcher vs. FAU (Mar. 9)...Recorded first career hit in win over Wake Forest (Mar. 12)...Singled and scored in win at FGCU (Mar. 17)...Doubled and scored two runs in win at FIU (Mar. 31)...Doubled, scored and drove in run in win over FIU (Apr. 7)...Hit two-run double as pinch hitter in win at North Carolina (Apr. 25)...Singled and drove in run in win over FGCU (Apr. 27)...Tripled and homered in series finale at Boston College (May 2)...Doubled, drove in run and scored two runs in win over App State (May 8)...Singled vs. Florida State in ACC tournament (May 28)...Made NCAA tournament debut as pinch hitter vs. South Alabama (June 6).

**High School:** Named to Miami Herald All-Dade First Team in 2019...Led Florida Christian to consecutive district titles in 2018-19...Hit .327 with 16 doubles, three triples, four homers and 50 RBI in four-year varsity career...Hit .364 with five doubles, triple, two homers and 15 RBI as sophomore...Posted career-high .391 average with four doubles, one homer and career-best 21 RBI as freshman.

**Personal:** Son of Guaracy Perez and Yamilka Borges...Majoring in sport administration.

**PEREZ CAREER STATISTICS****OFFENSE**

YEAR	AVG	GP-GS	AB	R	H	2B	3B	HR	RBI	BB	SO	SB-A
2021	.222	19-12	45	8	10	4	1	1	6	4	17	0-0
2021	.191	22-7	47	3	9	3	0	1	5	7	13	0-0
Career	.207	41-19	92	11	19	7	0	2	11	11	30	0-0



52

**SEBASTIAN PEREZ****RHP • 6-5 • 229 • Fr. • R/R****Southwest Ranches, Fla.****(West Broward)**

**High School:** Earned four varsity letters at West Broward High School...Two-time 7A-14 Pitcher of the Year...As senior, helped lead Bobcats to district title...Finished high school career with 2.41 ERA and 232 strikeouts over 148 innings...Recorded 2.84 ERA and 93 strikeouts in final season at West Broward...Totaled 1.74 ERA and tossed two complete games during junior year.

**Personal:** Parents are Arelia and Oscar Perez...Has one sister, Victoria...Intends to major in business.



19

**DOMINIC PITELLI****INF • 5-11 • 182 • Jr. • L/R****Miami, Fla.****(Doral Academy)****2022 ACC Player of the Week (4/4)**

**Sophomore (2022):** Started all 60 games at shortstop...Hit .249 with 39 runs scored, 10 doubles, eight home runs, 45 RBI and nine stolen bases...Registered 12 multi-RBI performances and 14 multi-hit efforts...Tallied co-season-high four hits, highlighted by home run and four RBI in season-opening win over Towson (Feb. 18)...Drove in four runs and launched homer in 11-3 victory over Boston College (Mar. 12)...Totaled three-hit game at FGCU (Mar. 30)...Smacked game-winning grand slam at Duke (Apr. 1)...Became first player in program history with pair of grand slams in same series, plating five runs in finale at Duke (Apr. 3)...Mounted four-hit and four-RBI bid in 17-1 victory vs. FIU (Apr. 6)...Reached base safely three times against Bethune-Cookman (Apr. 19)...Homered in 22-0 rout vs. North Dakota State (May 6)...Went yard for second straight contest with solo shot against North Dakota State (May 7)...Notched trio of knocks in 8-2 win at No. 21 Florida State (May 14).

**Freshman (2021):** Appeared in 52 games, making 50 starts at shortstop...Hit .219 with five doubles, four homers and 14 RBI...Scored 23 runs, slugged .320 and posted .609 OPS...Stole four bases in seven attempts...Ranked sixth on team with 10 multi-hit games and had three multi-RBI performances...Had two hits on opening day at preseason No. 1 Florida (Feb. 19)...Scored and drove in run in win at Florida (Feb. 20)...Singled and scored in series finale vs. Virginia Tech (Feb. 28)...Had two hits and run scored at NC State (Mar. 6)...Singled and stole base at NC State (Mar. 7)...Singled and scored two runs in win at FGCU (Mar. 17)...Scored in win at FAU (Mar. 23)...Scored in win at Virginia (Mar. 26)...Went 2-for-3 in series-clinching win at Virginia (Mar. 28)...Doubled, scored and drove in run in win at FIU (Mar. 31)...Went 3-for-4 with a run scored in win over Duke (Apr. 3)...Singled, scored a run and drove in a run in win over Duke (Apr. 4)...Hit first career homer in win over FIU (Apr. 7)...Hit three-run homer in series finale at Pitt (Apr. 11)...Doubled and homered in 3-for-5 game to beat Clemson (Apr. 16)...Singled and scored in win over Clemson (Apr. 17)...Went 2-for-4 with double to help sweep Clemson (Apr. 18)...Went 2-for-3 with run scored in first game of doubleheader at North Carolina (Apr. 23)...Doubled, homered and drove in season-high four RBI in win at North Carolina (Apr. 25)...Doubled in win over FGCU (Apr. 27)...Singled in series finale at Boston College (May 2)...Had base hit and run scored in win over App State (May 7)...Went 1-for-4 with run scored and RBI in victory over App State (May 8)...Had two hits and two runs scored in win over Georgia Tech (May 15)...Singled in win at Louisville (May 21)...Made ACC tournament debut vs. Duke (May 27)...Had base hit and run scored in NCAA tournament debut vs. South Alabama (June 4).

**High School:** Four-year varsity letterman at Doral Academy, serving as captain in 2020...Helped lead Doral to four district championships, two regional titles and one state runner-up finish...Hit .290 with three doubles, one triple, one home run and seven RBI in shortened 2020 season...Batted .296 with six doubles, one triple and 19 runs scored in 2019...Posted career-best four homers and 17 RBI as sophomore in 2018.

**Personal:** Son of Gino Pitelli and Zandra Diaz-Pitelli...Has one brother, Nicolas...Majoring in criminology.



## PITELLI CAREER STATISTICS

### OFFENSE

YEAR	AVG	GP-GS	AB	R	H	2B	3B	HR	RBI	BB	SO	SB-A
2021	.219	52-50	169	23	37	5	0	4	14	16	54	4-7
2022	.249	60-60	221	39	55	10	0	8	45	26	59	9-13
Career	.236	112-110	390	62	92	15	0	12	59	42	113	13-20



24

## ALEJANDRO ROSARIO

RHP • 6-1 • 182 • Jr. • R/R

Miami, Fla.

(Miami Christian)

**Sophomore (2022):** Pitched in 15 games, making 12 starts... Finished season with 2-3 record and 7.05 ERA...Struck out 52 batters over 60 innings pitched...Allowed two runs across five innings and struck out season-high eight vs. No. 13 North Carolina (Mar. 27)...Tossed season-long six frames and surrendered one run at Duke (Apr. 3)...Surrendered one run in 4.1 innings at No. 21 Virginia Tech (Apr. 16)...Pitched five frames of one-run baseball and struck out six at Georgia Tech (May 1)...Punched out six and surrendered one run across 5.1 innings in Coral Gables Regional against Arizona (June 5).  
**2021 Perfect Game Freshman All-American Second Team, SP**  
**2021 All-Gainesville Regional Team, P**  
**2021 ACC Pitcher of the Week (3/15)**

**Freshman (2021):** Made 15 appearances, including 11 starts, as right-handed pitcher for Hurricanes...Became first true freshman to start game on the mound on opening weekend since Bryan Radziewski in 2011...Went 6-4 with 5.21 ERA over 65.2 innings pitched...Six wins tied for most on team...Struck out 55 batters while walking 28 and helping opponents to .283 average...Allowed just two earned runs over 4.0 innings in Miami debut at preseason No. 1 Florida (Feb. 20)...Struck out seven over seven shutout innings vs. Virginia Tech (Feb. 27) to earn first collegiate win...Struck out five in five innings at NC State (Mar. 6)...Shutout Wake Forest for 7.0 innings, allowing just one hit and striking out seven to earn second win (Mar. 12)...Held Virginia to two runs over 6.0 innings to pick up third win (Mar. 26)...Struck out a season-high nine batters over six innings in win over Clemson (Apr. 16)...Earned a win after striking out three over 2.1 innings of scoreless relief vs. App State (May 7)...Struck out four while holding Louisville to one run over 4.2 innings (May 20)...Fanned two batters over two scoreless innings of relief vs. Florida State in ACC tournament (May 28)...Had five strikeouts over 6.1 shutout innings in NCAA tournament debut vs. South Alabama (June 4), earning sixth win and spot on Gainesville All-Regional team.

**High School:** Named 2019 Under Armour and Perfect Game All-American...Selected to 2019 18U USA National Team...Member of 2019 17U National team development Program...Part of 2017 USA Baseball 15U National Team that was named co-champions of COPABE Pan American 'AA' Championships...Helped Miami Christian capture back-to-back state championships in 2018-19...Went 13-3 with 1.67 ERA and 165 strikeouts over 142.2 innings in four-year varsity career...In junior season, had 6-0 record with 0.81 ERA and 42 strikeouts in 43.1 innings pitched...As sophomore, went 3-1 with 2.35 ERA and 68 strikeouts over 50.2 innings...Was 4-0 with 2.10 ERA and 43 strikeouts over 40 innings pitched as freshman in 2017.

**Personal:** Son of Patricia Ferrando...Has two siblings: brother, Michael Rosario, and sister, Michelle Mancebo...Has not declared a major.

## ROSARIO CAREER STATISTICS

### PITCHING

YEAR	ERA	W-L	APP/SP	CG	SHO	SV	IP	H	R	ER	BB	SO	B/AVG
2021	5.21	6-4	15/11	0	0/3	0	65.2	75	44	38	28	55	.283
2022	7.05	2-3	15/12	0	0/0	0	60.0	83	53	47	25	52	.328
Career	6.09	8-7	30/23	0	0/0	0	125.2	158	97	85	53	107	.296



7

## JACK SCANLON

C • 6-4 • 224 • Jr. • L/R

Slotsburg, N.Y.

(Oregon / Suffern)

*The asterisk next to 2020 and 2021 season bios indicate the NCAA's decision to grant an extra year of eligibility for student-athletes in light of the COVID-19 pandemic; the student-athlete's year of eligibility did not "advance" from 2020 to 2021 due to this NCAA ruling.*

**Sophomore (2022 - Oregon):** Played in 39 games, starting 22 behind plate...Batted .131 (8-for-61) with 10 runs scored, three home runs and 13 RBI...Finished with two multi-hit efforts and three multi-RBI performances...Smacked three-run homer vs. Portland (Mar. 8)...Belted second three-run blast of campaign and totaled season-high four RBI at Stanford (Mar. 12)...Socked three-run homer against USC (Mar. 26).

**\*Freshman (2021 - Oregon):** Appeared in 50 of Oregon's 55 contests, earning 46 starts...Hit .169 with seven doubles, three home runs and 13 RBI...Ranked fifth in Pac-12 with 12 HBP...Threw out eight of 32 stolen base attempts...Allowed only four passed balls during season and finished with .993 fielding percentage...Capped comeback-from-behind four-run bottom of the ninth with walk-off sacrifice fly to beat Seattle (Feb. 25), 4-3, in the season opener...Registered homer and season-high three RBI at USC (Apr. 17)...Mounted pair of doubles at Washington State (Apr. 30)...Homered twice in final Pac-12 series at Cal (May 27 & 29).

**\*True Freshman (2020 - Oregon):** Started 11 of Oregon's 15 games, while playing in 14 contests in shortened 2020 college baseball season...Finished fourth on team in batting (.293) with two home runs and nine RBI...Reached base at .400 clip with five walks and three HBP, while slugging .518...Notched two multi-RBI performances and three multi-hit games...Tallied co-season-best three hits, including two-run homer, and two RBI vs. Nevada (Feb. 23)...Matched season-high with trio of knocks and season-best four RBI, highlighted by run-scoring double and three-run jack against Hawaii (Mar. 8).

**High School:** Four-year letterman at Suffern High School...Tabbed two-time all-state and first-team all-league pick...Named 2019 Rockland Player of the Year...Earned spot on Rockland Baseball All-County Team...Batted .412 with four home runs and 33 RBI as senior...On mound, went 5-0 with 1.43 ERA and two saves, while striking out 67 batters in 49 innings pitched...As junior, hit .420 with 20 RBI and posted 5-1 mark with 0.19 ERA on bump...Played for Irish National Team in 2018...Also lettered in basketball and swimming.

**Personal:** Son of Nicole and Tom Scanlon...Has one sister, Madison...Father played baseball at St. Francis College...Intends to major in economics.



17

**RAFE SCHLESINGER**

LHP • 6-3 • 202 • So. • L/L

Holbrook, N.Y.

(Sachem East)

**Freshman (2022):** Made 19 appearances as left-handed pitcher for Hurricanes...Went 1-0 with 3.38 ERA over 10.2 innings...Recorded eight strikeouts, while walking nine...Allowed only two extra-base hits...Did not surrender run in 15 of his 19 outings...Finished rookie campaign without yielding run in final five appearances...Punched out lone batter he faced in collegiate debut vs. Towson (Feb. 18)...Struck out season-high two in scoreless frame against No. 3 Virginia (Apr. 10)...Tossed season-long 1.2 innings vs. FAU (Apr. 12).

**High School:** Four-year letterman at Sachem East High School, serving as captain in final two seasons...Named 2021 Suffolk County Player of the Year Award...Garnered Paul Gibson Award, presented to top pitcher in Suffolk County...Earned 2021 League I MVP honors and All-League recognition...Went 4-1 with 0.70 ERA and 80 strikeouts over 40.0 innings pitched as senior.

**Personal:** Son of Brian and Natalie Schlesinger...Has two older siblings, Alexandria and Brandon...Intends to major in sport administration.

**SCHLESINGER CAREER STATISTICS****PITCHING**

YEAR	ERA	W-L	APP/S	CG	SHO	SV	IP	H	R	ER	BB	SO	B/AVG
2022	3.38	1-0	19/0	0	0/0	0	10.2	10	4	4	9	8	.250
Career	3.38	1-0	19/0	0	0/0	0	10.2	10	4	4	9	8	.250



53

**CHRIS SCINTA**

LHP • 5-11 • 219 • Fr. • L/L

Tamarac, Fla.

(JP Taravella)

**High School:** Four-year letterman at J.P. Taravella, serving as captain in final season...Led Trojans to 2021 regional championship...Finished high school career with 2.21 ERA and struck out 174 batters over 107.2 innings...Totaled 1.50 ERA and 62 strikeouts across 37.1 innings during senior campaign...Posted 0.95 ERA as junior.

**Personal:** Son of Cos and Lisa...Has older brother, Cosi...Uncle, Tommy Butt, played baseball at Mississippi State...Intends to major in sport administration.



49

**ALEJANDRO TORRES**

RHP • 6-1 • 241 • R-So. • R/R

Miami, Fla.

(FIU / Belen Jesuit)

*The asterisk next to 2020 and 2021 season bios indicate the NCAA's decision to grant an extra year of eligibility for student-athletes in light of the COVID-19 pandemic; the student-athlete's year of eligibility did not "advance" from 2020 to 2021 due to this NCAA ruling.*

**Redshirt Freshman (2022):** Made 25 appearances as right-handed pitcher for Hurricanes...Went 3-0 with 7.12 ERA across 24

innings...Totaled 38 strikeouts, while walking 11...Held opponents to .213 batting average...Recorded multiple punchouts in 15 outings...Tossed scoreless frame during season-opening weekend against Towson (Feb. 19)...Pitched shutdown inning in ACC debut vs. Boston College (Mar. 12)...Struck out co-season-high three in two innings against No. 13 North Carolina (Mar. 26)...Fanned three batters across two scoreless innings vs. Canisius (June 4) in NCAA Coral Gables Regional Opener.

**\*Freshman (2021 - FIU):** Did not play due to injury.


**\*True Freshman (2020 - FIU):** Appeared in five games on mound for Panthers in shortened 2020 college baseball season...Pitched 7.0 innings allowing zero runs...Opposing batters hit .087...Led all Panthers with two saves...Totaled 10 strikeouts, including four outings with multiple strikeouts...Made debut against Fordham (Feb. 14), tossing scoreless inning with one strikeout...Twirled two scoreless two-strikeout innings against George Mason (Feb. 23) and Penn (March 8)...Struck out side in scoreless inning of work against Bethune-Cookman (March 8).

**High School:** Three-year letterman at Belen Jesuit Prep...Two-time 7A-16 Pitcher of the Year...Three-time All-District selection...Garnered 2019 First Team All-Dade distinction after posting 6-2 record with career-best 1.41 ERA and 100 strikeouts in 59.2 innings...Went 16-7 with 2.23 ERA and 240 strikeouts over 160 innings in high school career.

**Personal:** Parents are Humberto Torres and Yadira Torres...Has older brother, Humberto, and younger sister, Natalia...Brother played baseball at FIU and currently plays at Gardner-Webb...Intends to major in economics.

**TORRES CAREER STATISTICS****PITCHING**

YEAR	ERA	W-L	APP/S	CG	SHO	SV	IP	H	R	ER	BB	SO	B/AVG
2022	7.12	3-0	25/0	0	0/1	0	24.0	19	20	19	11	38	.213
Career	7.12	3-0	25/0	0	0/1	0	24.0	19	20	19	11	38	.213



37

**JASON TORRES**

INF • 6-1 • 232 • Fr. • R/R

Hialeah, Fla.

(Miami Springs)

**High School:** Earned four varsity letters at Miami Springs High School, serving as captain in final two seasons...Three-time All-District selection...Two-time District Player of the Year...Finished high school career with .418 batting average, 25 home runs and 107 RBI...As senior, batted .481 with nine homers and 29 RBI...Helped lead Miami Springs to first state title appearance as freshman...Named MVP for 2021 MLB All-Star High School All-American Game...Participated in MLB All-Star High School Home Run Derby.

**Personal:** Parents are Marisella Illis and Esteban Torres...Has one brother, Steven...Brother played baseball at Barry...Intends to major in sport administration.sport administration.



## 45 EDGARDO VILLEGAS

OF • 5-8 • 183 • So. • L/L  
Vega Alta, Puerto Rico  
(Doral Academy)

**Freshman (2022):** Played in 50 games and made 44 starts as outfielder in debut season with Hurricanes...Hit .262 with 37 runs scored, 12 doubles, six homers, 30 RBI, 31 walks and three steals...Posted .405 on-base percentage and .445 slugging percentage...Finished with eight multi-RBI performances and 12 multi-hit games...Recorded first career RBI vs. Towson (Feb. 19)...Picked up first career hit against FAU (Feb. 23)...Reached base safely twice and scored one season-high two runs at FIU (Mar. 8)...Registered three hits and three RBI, highlighted by first career homer, in ACC opener vs. Boston College (Mar. 11)...Doubled for third straight contest and plated three tallies against Boston College (Mar. 13)...Totaled season-best four hits in 7-3 win over No. 13 North Carolina (Mar. 26)...Homered in back-to-back innings and mounted season-high five RBI vs. FIU (Apr. 6)...Launched three-run homer against No. 3 Virginia (Apr. 10)...Blasted solo shot at No. 21 Virginia Tech (Apr. 14)...Notched pair of doubles in 9-0 victory over Bethune-Cookman (Apr. 19)...Smacked two-run home run as part of two-hit effort vs. North Dakota State (May 7).

**High School:** Attended Carlos Beltrán Baseball Academy in Puerto Rico before prepping for one year at Doral Academy...Lettered in baseball and track and field.

**Personal:** Son of Edgardo Villegas and Cecilia Rosado...Has two sisters, Lorraine and Cecil...Uncle, José Rosado, was two-time AL All-Star for the Kansas City Royals...Intends to major in business.

### VILLEGAS CAREER STATISTICS

#### OFFENSE

YEAR	AVG	GP-GS	AB	R	H	2B	3B	HR	RBI	BB	SO	SB-A
2022	.262	50-44	164	37	43	12	0	6	30	31	48	3-3
Career	.262	50-44	164	37	43	12	0	6	30	31	48	3-3



## 18 ALEX WALSH

LHP • 6-4 • 188 • Fr. • L/L  
Boynton Beach, Fla.  
(Oxbridge Academy)

**High School:** Played at Oxbridge Academy for three seasons after one year at Somerset Academy...Served as captain in final two campaigns...Three-time 11-3A All-District selection...Recorded 2.65 ERA and 63 strikeouts over 42 innings as senior...Totaled 1.11 ERA and 47 strikeouts over 25.1 innings during junior season.

**Personal:** Son of Chris and Michelle Walsh...Has one older brother, Christopher...Father played basketball at Nova Southeastern...Intends to major in finance.



## 21 ANDREW WALTERS

RHP • 6-4 • 222 • Jr. • R/R  
Palm Bay, Fla.  
(Eastern Florida State / Bayside)

The asterisk next to 2020 and 2021 season bios indicate the NJCAA's decision to grant an extra year of eligibility for student-athletes in light of the COVID-19 pandemic; the student-athlete's year of eligibility did not "advance" from 2020 to 2021 due to this NJCAA ruling.

**2022 Baseball America All-America First Team, RP**

**2022 D1Baseball All-America First Team, RP**

**2022 NCBA All-America First Team, RP**

**2022 Perfect Game All-America First Team, RP**

**2022 ABCA/Rawlings All-America Second Team, RP**

**2022 Collegiate Baseball All-America Second Team, RP**

**2022 NCAA Division I All-Region First Team, RP**

**2022 All-ACC First Team, RP**

**2022 All-ACC Academic Team**

**2022 NCBA Stopper of the Year Finalist**

**2022 Dick Howser Trophy Semifinalist**

**Sophomore (2022):** Pitched in 24 games as All-American closer for Hurricanes...Led ACC and ranked fifth nationally with 14 saves...Went 0-1 with 1.65 ERA over 32.2 innings. Struck out 62 batters while walking just six...Held opponents to .116 batting average...Averaged 17.1 strikeouts per nine innings pitched with 10.3 strikeout-to-walk ratio...His 14 saves tie him for 10th place in single season in Miami history, joining former standouts Robbie Morrison (1996), George Huguet (2001) and Carson Palmquist (2021)...Started season with 22.2-inning scoreless streak...Notched first career save, striking out four of five batters faced in season-opening win over Towson (Feb. 18)...Registered six-out save vs. Harvard (Feb. 26)...Pitched season-long 2.1 innings and picked up save against No. 14 Florida (Mar. 4)...Punched out four in six-out save at No. 18 Clemson (Mar. 19)...Earned save with 1.2 scoreless innings at FAU (Mar. 23)...Struck out lone batter faced to record save vs. No. 13 North Carolina (Mar. 25)...Tallied final three outs to collect save at Duke (May 1)...Tossed 1.2 shutout frames to preserve 4-3 win at Duke (May 2)...Struck out side in ninth for save against FGCU (Apr. 5)...Locked down 5-4 victory over No. 3 Virginia (Apr. 9)...Punched out all three batters faced in save vs. FAU (Apr. 12)...Collected four strikeouts as part of six-out save at No. 21 Virginia Tech (Apr. 16)...Totaled season-high six strikeouts across two innings of one-run baseball vs. Pitt (Apr. 22)...Posted six-out save against North Dakota State (May 8)...Notched final five outs to earn save in Coral Gables Regional opener vs. Canisius (Jun. 4).

**2021 All-ACC Academic Team**

**Freshman (2021):** Made 19 appearances, including one start, as right-handed pitcher for the Canes...Posted 1.46 ERA that was lowest among pitchers with at least 10 appearances...Struck out 36 batters while walking just nine and holding opponents to .221 batting average over 24.2 innings pitched...Started Miami career with seven consecutive scoreless appearances...Struck out batter in scoreless inning at NC State (Mar. 5)...Had one strikeout in shutout frame at FGCU (Mar. 17)...Struck out both batters faced vs. Florida State (Mar. 20)...Had strikeout in scoreless inning at FIU (Mar. 31)...Struck out three batters in two scoreless innings vs. Duke (Apr. 3)...Had two strikeouts over two shutout innings in first career start vs. FIU (Apr. 7)...Struck out one batter over 1.1 scoreless frames at Pittsburgh (Apr. 9)...Struck out season-best seven batters over 2.2 innings of relief vs. FGCU (Apr. 14)...Has two strikeouts in 2.0 scoreless innings vs. Clemson (Apr. 17)...Struck out one batter in scoreless inning vs. FGCU (Apr. 27)...Fanned five batters over season-high three innings at Boston College (May 2)...Had two strikeouts in scoreless frame vs. App State (May 9)...Struck out four batters over 1.2 shutout innings vs.

Georgia Tech (May 16)...Whiffed two batters in 1.1 scoreless innings at Louisville (May 21)...Had one strikeout in shutout inning at Louisville (May 22)...Pitched 0.2 scoreless innings vs. Florida State in ACC tournament (May 28)...Made NCAA tournament debut vs. USF (June 5)...Retired only batter faced in season finale vs. South Alabama (June 6).

**\*True Freshman (2020 - Eastern Florida State):** Posted 2.00 ERA and 26 strikeouts over 18 innings pitched in shortened 2020 season.

**High School:** Earned one varsity letter at Bayside...Had 1.57 ERA and 213 strikeouts over 125 innings in high school career.

**Personal:** Son of Kyle and Angela Walters...Has three siblings: brother, Brian, and sisters, Ali and Jenna...Father, Kyle, played basketball at Florida Tech from 1996-98 and mother, Angela, played softball at Florida Tech from 1993-97...Uncle, Matt Walters, was starter on the 2001 Miami Hurricanes football national championship team and played at Miami from 1998-2002...majoring in business technology.

## WALTERS CAREER STATISTICS

### PITCHING

YEAR	ERA	W-L	APP/S	CG	SHO	SV	IP	H	R	ER	BB	SO	B/AVG
2021	1.46	0-0	19/1	0	0/2	0	24.2	19	4	4	9	36	.221
2022	1.85	0-1	24/0	0	0/0	14	32.2	13	7	6	6	62	.116
Career	1.57	0-1	43/1	0	0/2	14	57.1	32	11	10	15	98	.161



10

## BRIAN WALTERS

RHP • 6-3 • 192 • So. • R/R

Palm Bay, Fla.

(Eastern Florida State / Bayside)

**Freshman (2022 - Eastern Florida State):** Made 14 appearances, including 11 starts as right-handed pitcher for Titans...Went 3-3 with 3.99 ERA over 49.2 innings...11 starts tied for most on team...Recorded 53 strikeouts while walking 26 batters...Punched out season-high nine over four innings, allowing one unearned run on two hits in collegiate debut vs. Santa Fe College (Jan. 29)...Earned first career win surrendering two runs across five frames against ASA College (Feb. 5)...Pitched five hitless innings in 6-1 victory over Hillsborough (Feb. 11)...Struck out eight over 4 2/3 innings, giving up one unearned run at Polk State (Feb. 19)...Made first relief appearance against Miami Dade (Apr. 3)...Pitched two scoreless frames out of bullpen vs. South Florida State (Apr. 13)...Threw five innings of two-run baseball at Miami Dade (Apr. 22).

**High School:** Earned four varsity letters at Bayside High School...Named 2021 All-Cape Coast Conference selection.

**Personal:** Son of Kyle and Angela Walters...Has three siblings: brother, Andrew, and sisters, Ali and Jenna...Father, Kyle, played basketball at Florida Tech from 1996-98 and mother, Angela, played softball at Florida Tech from 1993-97...Uncle, Matt Walters, was starter on the 2001 Miami Hurricanes football national championship team and played at Miami from 1998-2002...majoring in business technology.



31

## GAGE ZIEHL

RHP • 6-0 • 216 • So. • R/R

Macedon, N.Y.

(Penfield)

### 2022 All-ACC Academic Team

**Freshman (2022):** Made team-high 30 appearances as right-handed pitcher for Hurricanes...Went 2-2 with 4.04 ERA over 35.2 innings...Picked up one save...Recorded 52 strikeouts and held opponents to .209 batting average...Did not allow earned run in 13 of first 14 outings...Tallied 3.43 ERA in ACC play...Struck out side in collegiate debut against Towson (Feb. 18)...Pitched two shutdown frames and registered two punchouts vs. Boston College (Mar. 13)...Earned first career save with season-long three shutout innings, while striking out season-best six at No. 21 Florida State (May 14)...Tossed two scoreless frames in Coral Gables Regional against Canisius (June 4)...Struck out five across 2.2 innings vs. Arizona (June 5).

**High School:** Selected in 11th round of 2021 Major League Baseball First-Year Player Draft by Chicago Cubs...Named 2021 Section V Class AA Player of the Year...As senior, went 5-0 with 0.17 ERA and 91 strikeouts over 42.0 innings pitched...Helped lead Penfield High School to 2021 Section 5 championship...Posted 0.88 ERA in 120 career innings...Recorded 202 career strikeouts and held opposing hitters to .177 batting average.

**Personal:** Parents are Michael and Patricia Ziehl...Has one older brother, Clay...Intends to major in sport administration.

## ZIEHL CAREER STATISTICS

### PITCHING

YEAR	ERA	W-L	APP/S	CG	SHO	SV	IP	H	R	ER	BB	SO	B/AVG
2022	4.04	2-2	30/0	0	0/0	1	35.2	28	19	16	16	52	.209
Career	4.04	2-2	30/0	0	0/0	1	35.2	28	19	16	16	52	.209



## HISTORY & RECORDS

Baseball in South Florida: A Hurricane Tradition .....	37
Miami Skippers.....	38-39
Ron Fraser: The Wizard of College Baseball.....	40
Jim Morris: 25 Years of Excellence at The U.....	41
Yearly Records .....	42
All-Time Results.....	43-75
All-Time Series History.....	76-77
All-Time Series Results .....	78-121
NCAA Tournament History.....	122
College Baseball Hall of Fame.....	123-124
National Award Winners.....	125-126
All-Americans.....	127-129
Freshman All-Americans .....	130
All-ACC Selections .....	131-132
ACC All-Tournament Selections .....	133
Retired Numbers.....	134-135
All-Time ProCanes by Team .....	136-137
All-Time MLB Draft Picks .....	138-140
All-Time Baseball Lettermen .....	141-146
Attendance History .....	147
University of Miami Sports Hall of Fame .....	148-149
Team Records .....	150-154
Individual Records - Batting .....	155-158
Individual Records - Pitching.....	158-159

## BASEBALL IN SOUTH FLORIDA: A HURRICANE TRADITION

The University of Miami baseball program thrives as one of the best in the country as well as one of the most notable in South Florida's baseball history.

Miami's first varsity game was played at Miami Field, near Miami Senior High School, in the spring of 1940. The afternoon of March 26 saw the "Hurricane nine" defeat Newberry (S.C.) College in a 13-12 thriller. Games were actually played at UM briefly in the late 1920s and early 1930s, but were discontinued until a decade later when Jack Harding resurrected the sport at the varsity level in 1940. Harding was the Hurricanes' football coach from 1937-42 and, following World War II from 1945-47, as well as serving as UM's Athletic Director for 26 years. Baseball once again took a hiatus at Miami until 1946 when former UM football standout Eddie Dunn led the Hurricanes back onto the diamond.

From Major League Baseball, minor league organizations and top college and high school action, baseball and Miami have long been joined. Although amateur clubs were playing in Miami before the turn of the 20th century, the first official team appeared in 1912 with the minor league entry of the Miami Magicians of the Class D East Florida State League. The Magicians competed until the U.S. entered World War I.

Teams in the Florida East Coast League, including the Miami Wahoos, Miami Beach Flamingos, Fort Lauderdale Tarpons and West Palm Beach Indians, suspended operations in 1943 until the end of the war. From 1946 through 1955, a large portion of UM's schedule was against military service teams throughout the Southeast.

Construction on Miami Stadium began in late 1948 and opened in August 1949. At the time, the 9,000-seat stadium was hailed as one of the finest and most beautiful in baseball.

The Hurricanes were still playing at Miami Field, as were numerous minor league, high school and MLB exhibitions. The opening of the new state-of-the-art facility near downtown Miami gave way to games with the Hurricanes playing the likes of the Brooklyn Dodgers, Ft. Lauderdale Braves, Miami Beach Flamingos and Miami Beach Sun Sox as early as 1950.

The Marlins nickname made its first appearance in 1956 when the Triple A franchise from Syracuse, N.Y., moved south into Miami Stadium. Legendary baseball promoter Bill Veeck was brought in to run the team and one of his first hires was former Boston Red Sox Hall of Famer and UM head coach Jimmie Foxx. Foxx spent two seasons as head coach of the Hurricanes in

1956 and 1957.

The University of Miami became a major factor on the national collegiate baseball scene when the school hired Ron Fraser to guide the program in 1962. Fraser came to Miami at a time when the nation's concerns were focused 90 miles from Key West's shores in the Cuban Missile Crisis. He was an All-American player at Florida State in the late 1950s and was the mentor of the Dutch National Team for three years before Miami lured him to Coral Gables. Over the span of 30 years, "The Wizard of College Baseball" built what many considered the model collegiate program.

The Hurricanes won big under Fraser, becoming a regular participant in the College World Series and winning two national championships in the 1980s. It was also under Fraser that Miami made the upgrades to Mark Light Field and proved to many skeptics that college baseball could also be successful at the gate.

From Fraser to Jim Morris and continuing with Gino DiMare, the Hurricanes are still a big draw in town and annually place among college baseball's top 15. The success of the program only escalated under Morris with national championships in 1999 and 2001, along with numerous All-Americans and Major League Baseball Draft selections.

The park reopened as Alex Rodriguez Park at Mark Light Field in 2009 after a \$3.9 million anchor gift from the 14-time MLB All-Star, the largest gift ever to the University of Miami baseball program.

The most recent renovations - including postseason pennants draping the main concourse and a retired numbers installation (2014), as well as a bronze statue of Ron Fraser placed outside the ballpark (2015) - contribute to South Florida's already rich baseball history.

After over 20 years as a player and coach with the Hurricanes, DiMare became the program's ninth head coach prior to the 2019 season, which was the 75th in program history.



## MIAMI SKIPPERS

### EDDIE DUNN

#### 1945-1954: 82-73-1 (.522)

The Post World War II era saw the rebirth of the University of Miami baseball program with former Hurricane football standout and eventual head coach Eddie Dunn at the helm.

Dunn was a nationally acclaimed running back for the Hurricanes from 1936-38 and later took the reins of the program from 1943-44 when gridiron coach Jack Harding left for service in the Navy. Dunn also served two seasons under Hart Morris on the men's basketball team, as well.

Over 60 years later, Dunn still remains ranked among UM's all-time top 10 in all-purpose yards (#3, 3,476), touchdowns (#5, 25), rushing yards (#8, 1,778) and points scored (#10, 160). His two football seasons saw UM go 5-1 in 1943 and 1-7-1 in '44, prior to the return of Harding to the UM sideline.

It was at that point when the Athletic Department enlisted the service of Dunn to resurrect both the basketball and baseball programs to varsity level during the post World War II era. UM had one previous season of varsity baseball in 1940 along with years of freshman class-level play.

Against teams from the state of Florida, military bases and around the Southeast, Dunn guided UM to an 82-73-2 mark over his nine seasons. His 1947 club went 11-2, followed by his second-best mark of 14-8 in '49. Dunn, who was raised in Miami, was the father of UM football All-American and Pittsburgh Steeler great Gary Dunn.

### PERRY MOSS

#### 1955: 15-7 (.682)

Legendary head coach Perry Moss served one season at the helm of the Miami baseball program in 1955. His Hurricanes went 15-7, including wins over Florida and Florida State. Moss' name is synonymous with the sport of football. Up until the 2000 season, Moss could be found pacing the sidelines of the Arena Football League's Jacksonville Tomcats. An amazing career within the sport of football, Moss has held head coach, front office and assistant coach roles in the NFL, CFL, WFL, USFL and both Arena leagues.

### JIMMIE FOXX

#### 1956-57: 20-20 (.500)

Major League Baseball Hall of Famer Jimmie Foxx spent two seasons in Coral Gables in 1956 and 1957. With a 20-20 combined record, Foxx's Hurricanes

picked up wins over Florida State and Yale.

Foxx was inducted into the MLB Hall of Fame in 1951 after a stellar professional career that spanned 20 years with the Athletics, Red Sox, Cubs and Phillies. Foxx was the leagues' most valuable player three times (1932, '33, '38), while being selected to the all-star team from 1933-41. One of baseball's most feared batters, Foxx led the league in batting average (1933, '38), home runs (1932, '33, '35, '39), RBI (1932, '33, '38). He was the triple-crown winner in 1933 and still holds numerous Boston Red Sox records.

### WHITEY CAMPBELL

#### 1958, 1960-62: 69-36-3 (.653)

Former Miami four-sport star Whitey Campbell, a member of the UM Sports Hall of Fame, spent four seasons as head coach of the baseball program (1958, 1960-62). His Hurricanes were successful with a 69-36-3 combined record with highlight wins over Florida, Florida State, Jacksonville, Army and Georgia Tech.

Campbell, who was nicknamed "Mr. Athletics", saw action with the football, baseball and basketball programs earning 12 overall letters. He was also an assistant on the UM football coaching staff during two separate periods in the 1950's and 1960's, as well as holding assistant football coach positions at Montana, Navy and Kentucky.

In baseball, Campbell batted .301 as a freshman, .412 as a sophomore, .328 as a junior and .428 in his senior year. In football, Campbell set numerous Miami receiving records while becoming the basketball programs' first 1,000-point scorer.

### JACK HARDING

#### 1940, 1959: 16-14-1 (.516)

Jack Harding served as head coach of the baseball program prior to World War II in 1940 and then again in 1959. His 1959 squad went 15-10-1 with big wins over Yale, Georgia Tech and Ohio State. Harding also served as Athletics Director at Miami from 1948-63 and then nine seasons as the head football coach (1937-42, 45-47).

His football teams went 54-23-3 during his tenure, including a 13-10 victory over Holy Cross in the Orange Bowl. During his stay at Miami, Harding left UM to serve in the United States Navy. The football program named its Most Valuable Player award the Jack Harding Award, given annually since 1963.

Harding learned his football at the University of Pittsburgh, where he was a quarterback under legendary head coach Glenn "Pop" Warner. He then

## MIAMI SKIPPERS

went on to coach at Scranton University prior to arriving in Coral Gables.

### RON FRASER

**1963-92: 1,271-438-9 (.740)**

See page 40.

### BRAD KELLEY

**1993: 36-22 (.621)**

Longtime baseball assistant coach Brad Kelley served one season as the head coach in 1993, following the departure of legendary UM coach Ron Fraser.

His team went 36-22 in 1993, including wins over Long Beach State, Florida, Florida State and Rice.

Kelly served eight seasons as an assistant coach under Fraser, handling the UM pitching staff for six seasons. Kelly also served as an assistant coach on the United States national team as Fraser's top aide at the 1987 Pan American Games in Indianapolis. At the Games, the USA earned the silver medal to World Champion Cuba's gold medal. The USA defeated Cuba three of the seven meetings at the Games.

### JIM MORRIS

**1994-2018: 1,090-472-3 (.696)**

See page 41.

### GINO DiMARE

**2019-PRESENT: 126-65 (.688)**

Gino DiMare became the ninth head baseball coach in University of Miami history, elevating to the helm of the program prior to the 2019 season.

DiMare previously served as associate head coach in charge of hitting, as well as the baseball program's recruiting coordinator. Overall, 2023 will mark DiMare's 24th year as a member of the Hurricanes baseball staff. DiMare rejoined the University of Miami baseball program after three years away from the program in 2011. Prior to his exit in 2008, DiMare served as the Canes recruiting coordinator and hitting coach over his final nine seasons. He held the title of assistant head coach during the 2008 season – a year the Canes won the Atlantic Coast Conference championship before advancing to the College World Series.

In DiMare's four seasons at the helm of the Hurricanes, Miami has proved to be one of the top teams in the country, qualifying for the postseason in each year the NCAA tournament was held.

The 2022 Hurricanes earned a national seed and

hosted a regional for the first time since 2016. Miami tallied a 40-20 overall record, leading the ACC with 20 conference wins. The Hurricanes were ranked as high as No. 2 nationally, notching a 14-game winning streak, which is the program's longest in eight years.

In a year that began with a series victory at preseason No. 1 Florida, Miami finished the regular season second in the ACC Coastal and returned to the postseason for the second time under DiMare's leadership in 2021.

During the shortened 2020 campaign, the Hurricanes went 12-4 and ended the year ranked fifth by Baseball America. A preseason pick to win the Coastal, Miami won all three contests in conference play before the COVID-19 pandemic shut down the season prematurely.

The Hurricanes had an impressive first season under DiMare, winning 41 games and qualifying for the NCAA postseason for the first time since 2016. Miami received the 46th postseason berth in school history and reached the Starkville Regional final before falling to No. 6 Mississippi State. The Hurricanes amassed an 18-12 mark in ACC play in 2019, winning seven conference series and turning in their best conference record since 2016.

The 2019 Canes hit an ACC-best 85 home runs on the season, the most since Miami hit 106 in 2010. First baseman Alex Toral smashed a conference-leading 24 home runs on the season that ranked third in Division I and moved him into a tie with Yonder Alonso for the second-most home runs by a Hurricane in a single season.

Twelve different Hurricanes hit at least one home run in 2019, sparking an explosion of power from the Miami bats that matched the 2018 season home run total of 23 after just 15 games in 2019. The Canes' 85 homers were more than the combined team home run total of 58 from the previous two seasons (35 in 2017 and 23 in 2018).

Four All-America honorees have emerged under DiMare's watch – Chris McMahon (2020), Brian Van Belle (2020), Carson Palmquist (2021, 2022) and Andrew Walters (2022).

All four of those players garnered All-ACC recognition as well, joining Michael Amditis (2019), Adrian Del Castillo (2019, 2021), Raymond Gil (2019), Brian Van Belle (2019), Christian Del Castillo (2021), Yohandy Morales (2021, 2022), Anthony Vilar (2021), Jacob Burke (2022), CJ Kayfus (2022) and Karson Ligon (2022).

Since DiMare was elevated to head coach ahead of the 2019 campaign, 12 Hurricanes have been selected in the MLB Draft, including first-round pick Slade Ceconni in 2020.

## RON FRASER: THE WIZARD OF COLLEGE BASEBALL

**1953-92: 1,271-438-9 (.740)**

There was that time when Ron Fraser received a phone call from friend and former Yankees slugger Joe DiMaggio, who had just attended a preseason Miami baseball practice a few days prior. DiMaggio had remembered a flaw in one of Coach Fraser's players swing and relayed over the phone some tips on correction. Fraser took the suggestion and began to work with the player. Future Hall of Famer Ernie Yaroshuk batted an amazing .448 during his senior season and was drafted by Philadelphia.

Then there was the time that Fraser had to call upon some old buddies to help save his team, which was rumored for contraction in its early stages. St. Louis Cardinals Hall of Famer Stan Musial and Major League broadcaster Joe Garagiola showed up and hosted a Miami baseball benefit, which in turn gained the necessary attention and support from the administration for continuing Fraser's young club's survival.

Or how about the time Fraser spent a couple of weeks in Bristol, Conn., campaigning his sports' presence with ESPN. Fraser's goal was to get the Hurricanes on TV against college baseball's biggest power, USC. What would become the first college baseball game ever on television was first to be just a one-game broadcast on tape delay. After the weekend series against the Trojans in Coral Gables was completed, Miami had defeated USC three consecutive games with each game broadcast live.

Did you know that a usually modest Boston Red Sox Hall of Famer Ted Williams once rode out from centerfield sitting in a giant sized glove in efforts to draw fans to Fraser's ballpark? Legendary Yankees broadcaster Mel Allen introduced him.

Fraser always seemed a step ahead of most. His early vision of the sport came when the rest started to think his way 20 years later. It is evidenced in the migration of the sports' top celebrities to Coral Gables and their teams' annual exhibitions against the Hurricanes a reflection of Fraser's baseball genius.

Ronald "Ron" George Fraser came to the University of Miami in 1962 after serving the Dutch National Team that lasted three years and produced three European Championships. His international reputation earned him the job at Miami, succeeding Whitey Campbell. He was actually noticed by UM officials on the television show "What's My Line?" Fraser was a success on the show as he stumped the panel and unknowingly won over his future employer.

In the beginning, the support wasn't there. Fraser had nearly no money for his program and had to work days at a Coral Gables youth center. He didn't have the scholarships for his players, uniforms, nor bats or balls. Uniforms came from elsewhere, like the ones the Army program gave to Miami. Fraser recalled that the "A" and "Y" of Army were clearly visible around the freshly embroidered "Miami". Some of the first uniforms were bought from a Lucky Strike cigarette ad. Another friend of Fraser's, this one who designed Italian suits, created uniforms that were second to none with bright lime green as the dominant color.

What was first a rusty, rugged and dust-blown park soon

transformed into a place where baseball was thriving. Balls and bats showed up at the park on the southwest corner of campus. The scholarships took 10 years, but you would have never known by the success of the program, nationally and abroad. Fraser received six scholarships in 1973, the team responded with 10 more victories. He got six more for 1974. His team went 51-11 and played for the national championship in its first College World Series appearance.

The Miami program really began to blossom following that first CWS appearance. Miami was annually among the leaders in attendance and eventually drew a decade-best 1.27 million in the 1980s. Two thousand to 4,000 fans were coming on average 10 years after Miami was lucky to have 100 show up for a game. Through Fraser's efforts, Mark Light Field, which was funded with the private donation largely from George and Ethel Light, was dedicated in 1973.

It was Fraser's knack for marketing and promotion that drew the masses and earned him the nickname "The Wizard of College Baseball". Miami players were wearing white shoes and colored gloves before Charlie Finley tried the same with his Oakland As. Fraser was the first to hire batgirls and was the first to wear green gloves on St. Patrick's Day. There were incredible car and vacation giveaways, income tax night and the San Diego Chicken.

Perhaps Fraser's biggest extravaganza was the baseball fundraiser dubbed "A Night With Ron Fraser" on February 16, 1977, a \$5,000-a-plate gourmet dinner on the infield. Five-star chefs served a 10-course dinner of caviar, Alaskan king crab legs and pheasant under glass. A harpist in a white tuxedo played on the mound and violinists strolled among the tables. It was a huge success, covered by media from across the world.

His 30-year career at Miami that spanned more three decades, Fraser produced a 1,271-438-9 record with a NCAA-record 20 straight postseason appearances and 12 trips to the College World Series with national championships in 1982 and 1985. He is a 26-time coach of the year and a member of 10 halls of fame, including the inaugural class of the College Baseball Foundation Hall of Fame in 2006.

Fraser passed away on Jan. 20, 2013 at the age of 79. In recognition of his lifetime accomplishments and a distinguished legacy of helping others, the University of Miami created the Ron Fraser Wizard Fund to honor the Hall of Fame coach with a bronze statue to outside Alex Rodriguez Park at Mark Light Field. It was installed on the afternoon of April 24, 2015 - just before Miami was to begin its annual rivalry series with Florida State.

## JIM MORRIS: 25 YEARS OF EXCELLENCE AT THE U

### 1994-2018: 1,090-472-3 (.696)

It didn't matter if his roster was full of rookies or veterans, Jim Morris produced some of college baseball's most consistent and dominant teams in his 25 seasons at the University of Miami. With a talented staff around him, Morris' Hurricanes were continually the class of collegiate baseball, having won national titles in 1999 and 2001 and the ACC Baseball Regular Season Championship in 2008, 2014 and 2016.

In his 25-season tenure at Miami, no program qualified for the College World Series as much as Morris and his Hurricanes. Miami, which has qualified for the NCAA Tournament on 45 occasions, made it to Omaha in 13 of Morris' 25 seasons in Coral Gables - including most recently in 2016, when Miami was awarded the No. 3 national seed for the NCAA postseason.

Morris set an NCAA record for guiding a program to the CWS in each of his first six years at UM. In addition, Morris has won 17 of 23 NCAA Regional appearances at UM, including a record 13 straight to start his tenure in Coral Gables. His teams qualified for NCAA Regionals for a streak of 32 straight years, beginning with his final nine seasons (1985-1993) at Georgia Tech and his first 23 seasons at Miami (1994-2016).

A three-time national coach of the year and 2008 Atlantic Coast Conference Coach of the Year, Morris directed the Hurricanes to a 1,090-472-3 (.696) mark since arriving in 1994. Including his 12 seasons at Georgia Tech (1982-93), Morris forged a 1,594-716-4 (.689) Division I record in 37 years as a head coach. Overall, Morris was the head coach at the collegiate level for 41 seasons, spending the first four at DeKalb (Ga.) C.C. from 1976-79, and recorded a 1,697-729-4 (.694) mark.

In addition to carrying on Miami's great baseball reputation in his 25-year tenure, Morris personally led the charge in the construction of Alex Rodriguez Park, and logged hundreds of hours raising funds for the stadium's renovation prior to its reopening in 2009.

Morris reached two coaching milestones in 2016, as he led the program to its 25th College World Series appearance in history, its third straight ACC Coastal Division title and the program's second ACC Regular Season Championship in a three-year span. The Hurricanes posted a 50-win season (50-14) for the second straight year, marking the first such instance for Miami since 1998 / 1999.

Morris became just the sixth coach in the history of Division I baseball to reach the 1,500-win plateau when Miami topped Louisville 8-4 in dramatic fashion on March 18, 2016. A walk-off grand slam from Willie Abreu gave Morris his 1,500th.

Eight days later, Miami topped Clemson 5-4 in 11 innings - also in walk-off fashion - to send Morris to his 1,000th win at the helm of the Hurricanes.

Miami captured the 2014 ACC Regular Season Championship under his watch, recording 24 wins in conference play for the first time in program history. The conference win total set a new record for the program and tied the ACC's all-time single-season win total.

Morris reached two coaching milestones in the first half of the 2014 season. He became just the eighth Division I coach to reach 1,400 wins in a 5-2 win over Boston College on March 8, and won his 900th game at Miami in a 7-1 upset of No. 3 Virginia on March 22. The Hurricanes, who have never missed the Atlantic Coast Conference Championship since joining the ACC in 2004, qualified for their 10th straight conference tournament under Morris and earned a Regional host spot for their 42nd consecutive postseason trip.

On March 15, 2013, Morris won his 1,500th game as a head coach in signature fashion - upsetting No. 1 North Carolina on the road at Boshamer Stadium in Chapel Hill, N.C.

Morris reached a number of other coaching milestones in his time in Coral Gables. His 1,000th Division-I game on April 4, 2004, at his old stomping grounds at Georgia Tech. He also achieved another milestone during the 2004 season, winning his 500th game at the helm of the Miami program. Morris' 500th win came just a few weeks following his 1,000th overall win as a Division-I head coach by beating Florida State 7-3 on April 17. His 600th win at Miami fittingly came in UM's 2006 Regional Opener against San Francisco on June 2, an 11-2 win that began the greatest run to the postseason in Miami's history. He is the second Hurricanes' head coach to win 500 games at Miami, joining Ron Fraser, who won 1,271 games from 1963-1992 in Coral Gables.

The 2008 season saw the Hurricanes reach their 11th CWS and reach the 50-win plateau for the seventh time under Morris. The team finished with an overall record of 53-11 (.828), the highest winning percentage for a Miami team in 16 seasons. The Hurricanes, after going 43-8 overall and 23-5 in ACC play during the regular season, went on to

win their first ACC title at the 2008 ACC Championship in Jacksonville. Miami would go on to host and win both the Coral Gables Regional (vs. Bethune-Cookman, Mississippi and Missouri) and the Coral Gables Super Regional (vs. Arizona) on its path to Omaha. Morris earned ACC Coach of the Year honors for his leadership in 2008 while eight Hurricanes were named to the All-ACC team, including left-hander Chris Hernandez, who was named ACC Freshman of the Year.

For the first time in school history, three Hurricanes were selected in the first round of the Major League Baseball Draft in 2008. Junior first baseman Yonder Alonso (7th overall to the Cincinnati Reds), junior second baseman Jemile Weeks (12th overall to the Oakland Athletics) and junior right-handed pitcher Carlos Gutierrez (27th overall to the Minnesota Twins) were the first three of eight total Canes taken in the 2008 draft.

Affectionately known as "3" by those surrounding the UM program, Morris and the Hurricanes claimed the 2001 National Championship with a 12-1 victory over Stanford in the College World Series finale at Rosenblatt Stadium. The 11-run margin of victory over the Cardinal tied a 45-year-old CWS record for a championship game, while the Hurricanes' 12.3 runs per game set a new CWS mark. Miami had also defeated Tennessee twice, 21-13 and 12-6, and Southern California, 4-3, to advance to the title game.

Miami finished the 2001 season riding a NCAA-high 17-game win streak, including a nine-game sweep during the postseason. The Hurricanes claimed the Coral Gables

Regional championship with wins over Bucknell, Florida and Stetson, followed by a two-game sweep of Clemson in the Coral Gables Super Regional. The Hurricanes' 53-12 overall record in 2001 marked the most in wins (53) and winning percentage (.815) under Morris.

Collegiate Baseball Newspaper and the American Baseball Coaches Association each honored Morris with its National Coach of the Year honors following his 2001 title to give him five such honors for his career. He additionally won top honors from Collegiate Baseball and the ABCA after the Hurricanes defeated Florida State, 6-5, for the 1999 National Championship. Morris' first National Coach of the Year honor came in his first season at Miami in 1994.

Athletic Director Paul Dee officially appointed Morris Miami's eighth baseball coach on November 4, 1993. Morris graciously accepted and opened a new chapter in his storied coaching career.

Leaving Georgia Tech, which was the preseason No. 1 team in 1994, had to be tough, but the usually candid Morris put it in perspective: "I'm going from the No. 1 team in the country, to the No. 1 program in the country."

In 1982, Morris would accept a huge challenge in accepting the head coaching job at Georgia Tech. It was a reclamation project as the Yellow Jackets were on the backside of four straight losing seasons and were 4-23 in their first two seasons in the Atlantic Coast Conference.

At Georgia Tech, Morris was the all-time leader in coaching victories, in any of the school's varsity sports, as he had 12 straight winning seasons, nine straight NCAA regional berths, four straight Atlantic Coast Conference titles (1985-88) and a school-record 51 wins in 1987.

Over 150 professional baseball players have played under Morris during their college careers at Miami, Georgia Tech and DeKalb.

Among the players Morris coached at Miami that went on to play in the Major Leagues were Ryan Braun, Yasmani Grandal, Yonder Alonso, Danny Valencia, Peter O'Brien, Andrew Suarez, Chris Herrmann, Pat Burrell, Alex Cora, Bobby Hill, Aubrey Huff, Chris Perez, Cesar Carrillo, Brian Barton, Gaby Sanchez, Charlton Jimerson, Jay Tessmer, Danny Graves and Jason Michaels, among others. Standout players under Morris from his days at Georgia Tech were Nomar Garciaparra, Jay Payton and Jason Varitek.

## YEARLY RECORDS

### INDEPENDENT 1940, 1946-2004

YEAR	OVERALL	HEAD COACH
1940	1-4	Jack Harding
1941	N/A	N/A
1942	N/A	N/A
1943	N/A	N/A
1944	N/A	N/A
1945	N/A	N/A
1946	2-7	Eddie Dunn
1947	11-2	Eddie Dunn
1948	9-10	Eddie Dunn
1949	14-8	Eddie Dunn
1950	8-7	Eddie Dunn
1951	12-7	Eddie Dunn
1952	6-12-1	Eddie Dunn
1953	10-9-1	Eddie Dunn
1954	10-11	Eddie Dunn
1955	15-7	Perry Moss
1956	9-8	Jimmie Foxx
1957	11-12	Jimmie Foxx
1958	16-11	Whitey Campbell
1959	15-10-1	Jack Harding
1960	19-7	Whitey Campbell
1961	17-9-3	Whitey Campbell
1962	17-9	Whitey Campbell
1963	18-9	Ron Fraser
1964	20-9-1	Ron Fraser
1965	23-12-1	Ron Fraser
1966	19-18-1	Ron Fraser
1967	23-15-1	Ron Fraser
1968	27-11-1	Ron Fraser
1969	31-11	Ron Fraser
1970	28-15-1	Ron Fraser
1971	35-11	Ron Fraser
1972	32-17	Ron Fraser
1973	42-17	Ron Fraser
1974	51-11	Ron Fraser
1975	45-14	Ron Fraser
1976	41-15	Ron Fraser
1977	44-13	Ron Fraser
1978	50-12	Ron Fraser
1979	55-11	Ron Fraser
1980	59-12	Ron Fraser
1981	61-10	Ron Fraser
1982	55-17-1	Ron Fraser
1983	61-21	Ron Fraser
1984	48-28	Ron Fraser
1985	64-16	Ron Fraser
1986	50-17	Ron Fraser
1987	35-24-1	Ron Fraser
1988	52-14-1	Ron Fraser
1989	49-18	Ron Fraser
1990	52-13	Ron Fraser
1991	46-17	Ron Fraser
1992	55-10	Ron Fraser

YEAR	OVERALL	HEAD COACH
1993	36-22	Brad Kelley
1994	49-14	Jim Morris
1995	48-17	Jim Morris
1996	50-14	Jim Morris
1997	51-18	Jim Morris
1998	51-12	Jim Morris
1999	50-13	Jim Morris
2000	41-19-1	Jim Morris
2001	53-12	Jim Morris
2002	34-29	Jim Morris
2003	45-17-1	Jim Morris
2004	50-13	Jim Morris

### ACC

2005-present

YEAR	OVERALL	ACC	FINISH	HEAD COACH
2005	41-19-1	19-10-1	3rd	Jim Morris
2006	42-24	17-13	5th/4th Coastal	Jim Morris
2007	37-24	17-13	5th/3rd Coastal	Jim Morris
2008	53-11	23-5	1st/1st Coastal	Jim Morris
2009	38-22	18-12	5th/3rd Coastal	Jim Morris
2010	43-20	20-10	3rd/3rd Coastal	Jim Morris
2011	38-23	19-10	4th/4th Coastal	Jim Morris
2012	36-23	16-14	6th/3rd Coastal	Jim Morris
2013	37-25	14-16	8th/5th Coastal	Jim Morris
2014	44-19	24-6	1st/1st Coastal	Jim Morris
2015	50-17	22-8	2nd/1st Coastal	Jim Morris
2016	50-14	21-7	1st/1st Coastal	Jim Morris
2017	31-27	16-13	6th/3rd Coastal	Jim Morris
2018	28-26	16-13	6th/3rd Coastal	Jim Morris
2019	41-20	18-12	4th/2nd Coastal	Gino DiMare
2020	12-4	3-0	DNF: COVID-19	Gino DiMare
2021	33-21	20-15	4th/2nd Coastal	Gino DiMare
2022	40-20	20-10	2nd/2nd Coastal	Gino DiMare

### RECORD BREAKDOWN

Games Played: 3,890  
 All-Time Record: 2,725-1,147-18  
 Winning Percentage: .703  
 Independent: 2,031-788-17 (.716)  
 As Member of ACC: 694-359-1 (.659)  
 ACC Play: 324-188-1 (.633)

### RECORD BY COACH

Jack Harding	16-14-1
Eddie Dunn	82-73-2
Perry Moss	15-7
Jimmie Foxx	20-20
Whitey Campbell	69-36-3
Ron Fraser	1,271-438-9
Brad Kelley	36-22
Jim Morris	1,090-472-3
Gino DiMare	126-65

# ALL-TIME RESULTS

## JACK HARDING

1940

### 1940

1-4 (.200)

-	W	13-12	Newberry	-
-	L	5-7	Tampa	-
4/9	L	13-18	Florida	Gainesville, Fla.
-	L	2-16	Rollins	-
-	L	5-13	Rollins	-

## EDDIE DUNN

1946-1954

### 1946

2-7 (.222)

4/15	L	5-8	Auburn	Auburn, Ala.
4/16	L	0-7	Ft. Benning Inf.	Ft. Benning, Ga.
4/16	W	9-5	Ft. Benning Para	Ft. Benning, Ga.
4/26	L	7-13	Jacksonville N.A.S.	Coral Gables, Fla.
4/27	L	4-6	Jacksonville N.A.S.	Coral Gables, Fla.
4/29	W	6-4	McDill AFB	Coral Gables, Fla.
4/30	L	11-13	McDill AFB	Coral Gables, Fla.
5/2	L	0-1	Auburn (13)	Coral Gables, Fla.
5/3	L	7-11	Auburn	Coral Gables, Fla.

### 1947

11-2 (.846)

4/4	W	1-0	Florida	Coral Gables, Fla.
4/5	W	1-0	Florida (10)	Coral Gables, Fla.
4/9	W	5-3	Florida Southern	Lakeland, Fla.
4/10	W	4-1	Florida Southern	Lakeland, Fla.
4/11	L	2-4	Rollins	Winter Park, Fla.
4/18	W	3-1	Tampa	Tampa, Fla.
4/24	W	4-1	Stetson	Miami Beach, Fla.
4/25	L	2-5	Stetson	Miami Beach, Fla.
5/3	W	6-3	Rollins	Coral Gables, Fla.
5/3	W	9-8	Rollins	Coral Gables, Fla.
5/10	W	4-1	Florida Southern	Coral Gables, Fla.
5/10	W	3-0	Florida Southern	Coral Gables, Fla.
5/16	W	9-2	Tampa	Coral Gables, Fla.

### 1948

9-10 (.474)

4/2	L	3-4	Rollins	Winter Park, Fla.
4/3	L	4-8	Rollins	Winter Park, Fla.
4/8	L	7-13	Newberry	Newberry, S.C.
4/13	W	9-3	Jacksonville N.A.S.	Coral Gables, Fla.
4/14	W	9-7	Jacksonville N.A.S.	Coral Gables, Fla.
4/19	W	14-3	Stetson	DeLand, Fla.
4/20	W	3-0	Stetson	DeLand, Fla.
4/22	L	0-1	Tampa (10)	Tampa, Fla.
4/23	W	6-5	Florida Southern (10)	Lakeland, Fla.
4/24	L	4-8	Florida Southern	Lakeland, Fla.
4/30	L	6-8	Rollins (10)	Coral Gables, Fla.
5/1	L	1-2	Rollins	Coral Gables, Fla.
5/7	L	8-16	Florida	Gainesville, Fla.
5/8	L	7-8	Florida	Gainesville, Fla.
5/11	W	3-2	Stetson	Coral Gables, Fla.
5/14	W	3-1	Florida Southern	Coral Gables, Fla.
5/15	L	2-4	Florida Southern	Coral Gables, Fla.
5/21	W	7-0	Tampa	Coral Gables, Fla.
5/22	W	10-7	Tampa	Coral Gables, Fla.

### 1949

14-8 (.636)

4/1	W	12-2	Florida Southern	Coral Gables, Fla.
4/2	W	11-8	Florida Southern	Coral Gables, Fla.
4/8	L	4-17	Florida	Coral Gables, Fla.
4/9	W	9-8	Florida	Coral Gables, Fla.
4/11	L	2-8	Florida Southern	Lakeland, Fla.
4/12	W	2-0	Florida Southern	Lakeland, Fla.
4/13	L	4-5	Stetson	DeLand, Fla.
4/14	L	6-8	Stetson	DeLand, Fla.
4/15	L	1-13	Rollins	Winter Park, Fla.
4/16	L	0-3	Rollins	Winter Park, Fla.
4/22	W	3-2	Tampa	Coral Gables, Fla.
4/23	W	14-3	Tampa	Coral Gables, Fla.
4/26	W	10-2	Cherry Point Marines	Coral Gables, Fla.
4/27	W	15-1	Cherry Point Marines	Coral Gables, Fla.
4/29	W	3-2	Stetson	Coral Gables, Fla.
4/30	W	9-3	Stetson	Coral Gables, Fla.
5/6	L	0-2	Rollins	Coral Gables, Fla.
5/7	W	5-4	Rollins	Coral Gables, Fla.
5/13	L	5-9	Florida	Gainesville, Fla.
5/14	W	7-4	Florida	Gainesville, Fla.
5/18	W	7-6	Jacksonville N.A.S. (10)	Coral Gables, Fla.
5/19	W	4-3	Jacksonville N.A.S.	Coral Gables, Fla.

### 1950

8-7 (.533)

3/17*	L	0-2	Brooklyn Dodgers	Coral Gables, Fla.
3/18*	L	1-2	Ft. Lauderdale Braves	Coral Gables, Fla.
3/22*	W	3-2	Miami Beach Flamingos	Coral Gables, Fla.
3/30*	L	0-5	Miami Sun Sox	Coral Gables, Fla.
4/7	L	2-3	Florida (13)	Coral Gables, Fla.
4/8	W	5-3	Florida	Coral Gables, Fla.
4/14	W	4-0	Rollins	Coral Gables, Fla.
4/15	L	1-6	Rollins	Coral Gables, Fla.
4/21	W	7-2	Florida Southern	Coral Gables, Fla.
4/22	W	12-2	Florida Southern	Coral Gables, Fla.
4/28	W	5-4	Stetson	Coral Gables, Fla.
4/29	W	10-7	Stetson	Coral Gables, Fla.
5/1	L	4-6	Florida	Gainesville, Fla.
5/2	W	12-9	Florida	Gainesville, Fla.
5/3	L	2-10	Stetson	DeLand, Fla.
5/4	W	13-7	Stetson	DeLand, Fla.
5/5	L	8-10	Rollins	Winter Park, Fla.
5/6	L	1-7	Rollins	Winter Park, Fla.
5/9	L	3-4	Florida Southern (13)	Lakeland, Fla.

### 1951

12-7 (.632)

3/16*	L	5-13	Brooklyn Dodgers "B"	-
3/17*	L	0-1	Brooklyn Dodgers "B"	-
3/22	W	11-2	Florida State	Coral Gables, Fla.
3/23	L	4-13	Florida State	Coral Gables, Fla.
3/27	L	0-2	Parris Island Marines	-
3/28	W	5-3	Parris Island Marines	-
3/30	W	5-4	Rollins	Coral Gables, Fla.
3/31	W	4-3	Rollins	Coral Gables, Fla.
4/3*	L	2-8	Miami Beach Flamingos	-
4/13	L	3-6	Stetson	Coral Gables, Fla.
4/14	L	3-7	Stetson	Coral Gables, Fla.
4/21	W	11-2	425th Air Force	Coral Gables, Fla.
4/27	W	5-2	Rollins	Winter Park, Fla.
4/29	W	7-6	Rollins	Winter Park, Fla.
4/30	W	4-3	Florida (10)	Gainesville, Fla.
5/1	L	9-17	Florida	Gainesville, Fla.
5/2	L	4-5	Stetson	DeLand, Fla.



## ALL-TIME RESULTS

5/3	L	8-13	Stetson	DeLand, Fla.
5/11	W	10-1	U of Havana	Coral Gables, Fla.
5/12	W	11-1	U of Havana	Coral Gables, Fla.
5/14	W	7-1	Florida Southern	Coral Gables, Fla.
5/15	W	5-0	Florida Southern	Coral Gables, Fla.

### 1952

### 6-12-1 (.316)

3/11*	L	1-7	Brooklyn Dodgers "B"	-
3/22*	L	3-6	Coral Gables Sun Sox	Vero Beach, Fla.
3/24*	L	2-11	Brooklyn Dodgers "B"	-
3/31	L	2-6	Parris Island Marines	-
4/1	L	1-6	Parris Island Marines	-
4/4	L	1-3	Florida State	Tallahassee, Fla.
4/5	L	0-7	Florida State	Tallahassee, Fla.
4/11	L	1-4	Florida	Coral Gables, Fla.
4/12	L	5-8	Florida	Coral Gables, Fla.
4/18	W	6-5	Stetson	Coral Gables, Fla.
4/19	L	4-5	Stetson	Coral Gables, Fla.
4/23	L	2-4	Stetson	DeLand, Fla.
4/24	L	4-6	Stetson	DeLand, Fla.
4/25	L	1-4	Rollins	Winter Park, Fla.
4/26	W	7-1	Rollins	Winter Park, Fla.
4/28	W	7-6	Rollins	Coral Gables, Fla.
4/29	L	1-2	Rollins	Coral Gables, Fla.
5/3	W	14-5	Patrick AFB	Coral Gables, Fla.
5/5	L	3-10	Florida	Gainesville, Fla.
5/6	T	13-13	Florida	Gainesville, Fla.
5/16	W	9-4	Tampa	Coral Gables, Fla.
5/17	W	13-6	Tampa	Coral Gables, Fla.

### 1953

### 10-9-1 (.500)

3/1*	W	11-1	Maritime Academy	
3/8*	L	0-6	Atlanta Crackers	
3/16	W	13-1	Patrick AFB	Coral Gables, Fla.
3/17	L	7-11	Patrick AFB	Coral Gables, Fla.
3/20	W	7-3	Patrick AFB	Cocoa, Fla.
3/21	W	12-5	Patrick AFB	Cocoa, Fla.
3/23	W	9-8	Amherst	Coral Gables, Fla.
3/24	W	12-7	Amherst	Coral Gables, Fla.
3/27	W	9-5	Georgia-Atlanta	Coral Gables, Fla.
3/30	W	18-17	Stetson	Coral Gables, Fla.
3/31	L	0-6	Stetson	Coral Gables, Fla.
4/6	T	12-12	Parris Island Marines	-
4/7	L	3-8	Parris Island Marines	-
4/11	L	6-7	Opa Locka Marines	-
4/17	L	0-9	Rollins	Coral Gables, Fla.
4/18	W	9-8	Rollins	Coral Gables, Fla.
4/22	L	4-11	Stetson	DeLand, Fla.
4/23	W	12-0	Stetson	DeLand, Fla.
4/24	W	10-9	Rollins	Winter Park, Fla.
4/25	L	1-3	Rollins	Winter Park, Fla.
5/8	L	2-4	Opa Locka Marines	-
5/9	L	6-10	Opa Locka Marines (10)	-

### 1954

### 10-11 (.476)

3/12	L	7-9	Florida	Coral Gables, Fla.
3/13	L	8-9	Florida	Coral Gables, Fla.
3/25	W	17-4	Amherst	Coral Gables, Fla.
3/26	W	7-6	Amherst	Coral Gables, Fla.
3/29	L	0-10	Parris Island Marines	-
3/30	L	2-7	Parris Island Marines	-
4/1	W	8-6	Florida Southern	Coral Gables, Fla.
4/2	W	11-2	Florida Southern	Coral Gables, Fla.

4/9	L	7-8	Rollins	Winter Park, Fla.
4/10	L	1-6	Rollins	Winter Park, Fla.
	L	2-15	Waterloo	Coral Gables, Fla.
	L	0-4	Waterloo	Coral Gables, Fla.
4/16	W	5-1	Stetson	Coral Gables, Fla.
4/17	L	3-12	Stetson	Coral Gables, Fla.
4/30	L	2-10	Stetson	DeLand, Fla.
5/1	L	6-8	Stetson	DeLand, Fla.
5/2	L	0-7	Patrick AFB	Coral Gables, Fla.
5/2	W	9-6	Patrick AFB	Coral Gables, Fla.
5/3	W	3-2	Patrick AFB	Coral Gables, Fla.
5/7	W	4-2	Rollins	Coral Gables, Fla.
5/8	L	3-6	Rollins	Coral Gables, Fla.
5/10	W	15-8	Opa Locka Marines	-
5/11	W	8-1	Opa Locka Marines	-

## PERRY MOSS

1955

### 1955

### 15-7 (.682)

3/18	W	15-2	Patrick AFB	Coral Gables, Fla.
3/19	W	15-2	Patrick AFB	Coral Gables, Fla.
3/25	W	12-4	Pine Castle AFB	Orlando, Fla.
3/28	L	0-4	Florida	Gainesville, Fla.
3/29	W	4-3	Florida	Gainesville, Fla.
4/6	W	10-0	Pine Castle AFB	Coral Gables, Fla.
4/7	W	9-5	Pine Castle AFB	Coral Gables, Fla.
4/8	W	6-0	Stetson	Coral Gables, Fla.
4/15	L	3-4	Florida State	Coral Gables, Fla.
4/16	W	5-4	Florida State	Coral Gables, Fla.
4/18	W	3-1	Florida Southern	Lakeland, Fla.
4/19	W	6-0	Florida Southern	Lakeland, Fla.
4/20	L	8-20	Stetson	DeLand, Fla.
4/21	W	10-6	Stetson	DeLand, Fla.
4/22	L	2-11	Rollins	Winter Park, Fla.
4/23	L	5-12	Rollins	Winter Park, Fla.
4/24	W	8-0	Patrick AFB	Cocoa, Fla.
4/24	W	4-0	Patrick AFB	Cocoa, Fla.
4/29	W	5-4	Florida Southern	Coral Gables, Fla.
4/30	W	9-2	Florida Southern	Coral Gables, Fla.
5/6	L	3-8	Rollins	Coral Gables, Fla.
5/7	L	2-8	Rollins	Coral Gables, Fla.

## JIMMIE FOXX

1956-57

### 1956

### 9-8 (.529)

3/27	L	6-9	Amherst	Coral Gables, Fla.
3/28	W	6-4	Amherst	Coral Gables, Fla.
3/29	L	14-16	Amherst	Coral Gables, Fla.
4/2	L	3-6	Florida	Coral Gables, Fla.
4/3	L	0-4	Florida	Coral Gables, Fla.
4/6	W	4-2	Florida Southern	Coral Gables, Fla.
4/7	W	12-5	Florida Southern	Coral Gables, Fla.
4/13	W	8-7	Stetson (12)	Coral Gables, Fla.
4/14	W	4-3	Stetson	Coral Gables, Fla.
4/16	L	1-6	Rollins	Coral Gables, Fla.
4/21	L	4-7	Rollins	Winter Park, Fla.
4/23	W	4-2	Florida Southern	Lakeland, Fla.
4/24	W	7-1	Florida Southern	Lakeland, Fla.
4/26	W	3-2	Stetson	DeLand, Fla.
4/26	W	2-0	Stetson	DeLand, Fla.
4/27	L	5-13	Florida State	Tallahassee, Fla.
4/28	L	0-2	Florida State	Tallahassee, Fla.

# ALL-TIME RESULTS

## 1957

3/13	L	0-6	Stetson	DeLand, Fla.
3/14	W	5-4	Stetson	DeLand, Fla.
3/16	L	1-10	Florida	Gainesville, Fla.
3/16	L	5-9	Florida	Gainesville, Fla.
3/19	W	9-8	Yale	Coral Gables, Fla.
3/20	W	8-5	Yale	Coral Gables, Fla.
3/21	L	7-23	Yale	Coral Gables, Fla.
3/26	W	9-3	Amherst	Coral Gables, Fla.
3/27	L	5-10	Amherst	Coral Gables, Fla.
3/28	L	1-6	Amherst	Coral Gables, Fla.
4/5	W	10-7	Florida Southern	Coral Gables, Fla.
4/6	W	8-2	Florida Southern	Coral Gables, Fla.
4/12	L	4-6	Rollins	Coral Gables, Fla.
4/13	W	8-6	Rollins	Coral Gables, Fla.
4/16	L	3-15	Florida State	Tallahassee, Fla.
4/17	L	3-21	Florida State	Tallahassee, Fla.
4/19	W	11-1	Florida Southern	Lakeland, Fla.
4/20	L	2-6	Florida Southern	Lakeland, Fla.
4/30	L	3-15	Florida State	Coral Gables, Fla.
4/30	W	2-1	Florida State	Coral Gables, Fla.
5/3	W	7-6	Tampa	Coral Gables, Fla.
5/10	L	6-11	Stetson	Coral Gables, Fla.
5/11	W	9-7	Stetson	Coral Gables, Fla.

## 11-12 (.478)

3/23	W	4-1	Yale	Coral Gables, Fla.
3/25	W	4-3	Georgia Tech	Coral Gables, Fla.
3/26	W	3-2	Yale	Coral Gables, Fla.
3/27	T	2-2	Georgia Tech	Coral Gables, Fla.
3/28	W	6-2	Yale	Coral Gables, Fla.
3/28	L	3-15	Georgia Tech	Coral Gables, Fla.
3/28	L	0-4	Georgia Tech	Coral Gables, Fla.
3/30	L	2-6	Yale (10)	Coral Gables, Fla.
3/30	L	3-4	Yale	Coral Gables, Fla.
3/31	W	11-9	Yale	Coral Gables, Fla.
4/1	W	9-8	Amherst	Coral Gables, Fla.
4/2	W	6-3	Amherst	Coral Gables, Fla.
4/10	L	2-3	Rollins	Coral Gables, Fla.
4/11	W	13-2	Rollins	Coral Gables, Fla.
4/20	L	3-5	Tampa	Tampa, Fla.
4/21	L	1-5	Tampa	Tampa, Fla.
4/22	W	6-5	Florida Southern	Lakeland, Fla.
4/24	L	0-4	Rollins	Winter Park, Fla.
4/25	W	12-7	Rollins	Winter Park, Fla.
5/1	W	4-2	Florida Southern	Coral Gables, Fla.
5/2	W	2-0	Florida Southern (10)	Coral Gables, Fla.
5/8	W	10-3	Stetson	Coral Gables, Fla.
5/9	W	10-0	Stetson (10)	Coral Gables, Fla.

## WHITEY CAMPBELL

1958, 1960-62

## WHITEY CAMPBELL

1958, 1960-62

## 1958

3/12	L	5-7	Stetson	DeLand, Fla.
3/14	L	4-5	Florida Southern (10)	Lakeland, Fla.
3/15	L	3-7	Florida Southern	Lakeland, Fla.
3/21	W	7-6	Georgia Tech	Coral Gables, Fla.
3/22	W	7-4	Georgia Tech	Coral Gables, Fla.
3/25	W	8-2	Amherst	Coral Gables, Fla.
3/26	W	8-4	Amherst	Coral Gables, Fla.
3/28	W	3-1	Florida	Coral Gables, Fla.
3/29	W	9-8	Florida (11)	Coral Gables, Fla.
4/1	W	6-5	Wesleyan (10)	Coral Gables, Fla.
4/2	L	5-21	Wesleyan	Coral Gables, Fla.
4/5	W	7-2	Florida Southern	Coral Gables, Fla.
4/5	W	4-3	Florida Southern	Coral Gables, Fla.
	L	4-5	Michigan (11)	Coral Gables, Fla.
4/11	W	13-3	Rollins	Winter Park, Fla.
4/16	L	3-4	Tampa	Tampa, Fla.
4/17	L	1-3	Tampa	Tampa, Fla.
4/18	L	0-18	Florida State	Tallahassee, Fla.
4/19	W	12-7	Florida State	Tallahassee, Fla.
4/25	W	5-2	Tampa Coral	Gables, Fla.
4/26	W	4-1	Tampa	Coral Gables, Fla.
5/2	W	6-5	Jacksonville	Coral Gables, Fla.
5/3	W	6-0	Jacksonville	Coral Gables, Fla.
5/5	L	2-9	Florida State	Coral Gables, Fla.
5/6	L	1-6	Florida State	Coral Gables, Fla.
5/9	W	3-0	Stetson	Coral Gables, Fla.
5/10	L	1-9	Stetson	Coral Gables, Fla.

## 16-11 (.593)

## 1960

3/14	L	3-6	Florida State	Coral Gables, Fla.
3/15	L	6-10	Florida State	Coral Gables, Fla.
3/18	L	1-2	Rollins	Coral Gables, Fla.
3/19	W	7-1	Rollins	Coral Gables, Fla.
3/24	W	5-1	Georgia Tech	Coral Gables, Fla.
3/25	W	10-6	Army	Coral Gables, Fla.
3/26	W	4-2	Georgia Tech	Coral Gables, Fla.
3/27	W	11-9	Army	Coral Gables, Fla.
3/28	W	2-1	Furman	Coral Gables, Fla.
3/29	W	6-3	Furman	Coral Gables, Fla.
4/1	L	3-9	Florida	Coral Gables, Fla.
4/2	W	3-2	Florida	Coral Gables, Fla.
4/9	W	12-1	Florida Southern	Lakeland, Fla.
4/11	W	5-0	Stetson	DeLand, Fla.
4/12	L	3-6	Stetson	DeLand, Fla.
4/13	W	1-4	Rollins	Winter Park, Fla.
4/14	W	7-2	Rollins	Winter Park, Fla.
4/16	W	5-4	Jacksonville	Coral Gables, Fla.
4/16	W	7-5	Jacksonville	Coral Gables, Fla.
4/22	W	5-2	Tampa	Coral Gables, Fla.
4/30	W	21-0	Florida Southern	Coral Gables, Fla.
5/6	W	6-0	Stetson	Coral Gables, Fla.
5/7	W	8-1	Stetson	Coral Gables, Fla.
5/12	W	3-1	Tampa	Tampa, Fla.
5/13	L	3-16	Florida State	Tallahassee, Fla.
5/14	L	5-9	Florida State	Tallahassee, Fla.

## 19-7 (.731)

## JACK HARDING

1940, 1959

## 1959

3/14	L	1-3	Jacksonville	Jacksonville, Fla.
3/14	W	9-2	Jacksonville	Jacksonville, Fla.
3/21	L	0-4	Ohio State	Coral Gables, Fla.

## 15-10-1 (.577)

## 1961

3/16	W	8-3	Rollins	Coral Gables, Fla.
3/17	W	5-4	Rollins	Coral Gables, Fla.
3/18	W	6-5	Ohio State	Coral Gables, Fla.
3/18	T	2-2	Ohio State	Coral Gables, Fla.
3/21	T	4-4	Ohio State (10)	Coral Gables, Fla.
3/22	L	4-6	Ohio State	Coral Gables, Fla.
3/23	W	10-3	Georgia Tech	Coral Gables, Fla.
3/24	W	10-3	Army	Coral Gables, Fla.

## 17-9-3 (.586)

## ALL-TIME RESULTS

3/25	T	5-5	Georgia Tech	Coral Gables, Fla.
3/25	W	5-3	Army	Coral Gables, Fla.
3/30	W	9-0	Wesleyan	Coral Gables, Fla.
3/31	W	7-4	Wesleyan	Coral Gables, Fla.
4/1	W	6-0	Wesleyan	Coral Gables, Fla.
4/10	W	5-2	Tampa (12)	Tampa, Fla.
4/10	W	4-2	Tampa	Tampa, Fla.
4/11	L	3-5	Florida Southern	Lakeland, Fla.
4/12	L	2-7	Rollins	Winter Park, Fla.
4/13	L	3-4	Rollins (13)	Winter Park, Fla.
4/14	L	1-6	Stetson	DeLand, Fla.
4/15	L	5-6	Stetson	DeLand, Fla.
4/17	L	0-2	Florida State	Coral Gables, Fla.
4/18	L	6-14	Florida State	Coral Gables, Fla.
4/22	W	7-2	Florida Southern	Coral Gables, Fla.
4/24	L	4-10	Florida	Gainesville, Fla.
4/25	W	19-9	Florida	Gainesville, Fla.
4/26	W	14-4	Jacksonville	Jacksonville, Fla.
4/26	W	2-0	Jacksonville	Jacksonville, Fla.
5/5	W	3-2	Stetson	Coral Gables, Fla.
5/6	W	4-1	Stetson	Coral Gables, Fla.

### 1962

### 17-9 (.654)

3/9	W	14-10	Florida	Coral Gables, Fla.
3/10	L	7-12	Florida	Coral Gables, Fla.
3/19	W	4-1	Ohio State	Coral Gables, Fla.
3/20	L	8-12	Ohio State	Coral Gables, Fla.
3/21	W	7-3	Ohio State	Coral Gables, Fla.
3/22	W	17-7	Army	Coral Gables, Fla.
3/23	W	6-2	Army	Coral Gables, Fla.
3/24	W	5-2	Army	Coral Gables, Fla.
3/29	L	5-8	Wesleyan	Coral Gables, Fla.
3/30	W	7-0	Wesleyan	Coral Gables, Fla.
3/31	L	3-6	Wesleyan	Coral Gables, Fla.
4/6	L	4-9	Florida Southern	Lakeland, Fla.
4/13	W	14-7	Stetson	DeLand, Fla.
4/13	W	12-8	Stetson	DeLand, Fla.
4/14	W	7-2	Stetson	DeLand, Fla.
4/16	W	6-4	Florida State	Tallahassee, Fla.
4/17	L	8-9	Florida State (10)	Tallahassee, Fla.
4/20	L	3-7	Rollins	Coral Gables, Fla.
4/21	W	1-0	Rollins	Coral Gables, Fla.
4/21	L	0-2	Rollins	Coral Gables, Fla.
4/27	W	11-2	Jacksonville	Coral Gables, Fla.
4/28	L	1-8	Jacksonville	Coral Gables, Fla.
4/28	W	7-2	Jacksonville	Coral Gables, Fla.
5/1	W	8-7	Tampa (12)	Tampa, Fla.
5/2	W	7-6	Tampa	Tampa, Fla.
5/2	W	5-0	Tampa	Tampa, Fla.

### RON FRASER

1953-1992

### 1963

### 18-9 (.665)

3/16	L	3-4	Ohio State (11)	Coral Gables, Fla.
3/21	W	3-1	Army	Coral Gables, Fla.
3/22	W	3-1	Army	Coral Gables, Fla.
3/23	W	6-0	Army	Coral Gables, Fla.
3/25	L	1-6	Wesleyan	Coral Gables, Fla.
3/26	W	8-5	Wesleyan	Coral Gables, Fla.
3/27	W	6-5	Wesleyan (10)	Coral Gables, Fla.
3/28	W	6-4	Wesleyan	Coral Gables, Fla.
4/1	L	1-2	Florida State	Coral Gables, Fla.
4/2	W	4-1	Florida State	Coral Gables, Fla.

4/5	W	4-3	Tampa	Coral Gables, Fla.
4/6	W	7-5	Tampa	Coral Gables, Fla.
4/6	L	2-3	Tampa	Coral Gables, Fla.
4/12	W	9-0	Florida Southern	Coral Gables, Fla.
4/13	L	6-8	Florida Southern	Coral Gables, Fla.
4/13	W	3-1	Florida Southern	Coral Gables, Fla.
4/19	W	11-2	Stetson	Coral Gables, Fla.
4/20	W	1-0	Stetson	Coral Gables, Fla.
4/20	W	7-0	Stetson	Coral Gables, Fla.
4/26	L	2-4	Rollins	Winter Park, Fla.
4/27	L	1-3	Rollins	Winter Park, Fla.
4/27	L	2-3	Rollins	Winter Park, Fla.
5/10	W	8-4	Jacksonville (12)	Jacksonville, Fla.
5/11	W	11-3	Jacksonville	Jacksonville, Fla.
5/11	W	7-3	Jacksonville	Jacksonville, Fla.
5/13	W	4-0	Florida	Gainesville, Fla.
5/14	L	0-11	Florida	Gainesville, Fla.

### 1964

### 20-9 (.667)

3/13	W	3-1	Florida	Miami, Fla.
3/14	W	2-1	Florida	Coral Gables, Fla.
3/14	L	7-13	Florida	Coral Gables, Fla.
3/19	W	2-0	Army	Coral Gables, Fla.
3/20	W	3-1	Army	Coral Gables, Fla.
3/21	W	9-4	Army	Coral Gables, Fla.
3/23	L	7-10	Ohio State	Coral Gables, Fla.
3/24	L	4-8	Ohio State	Coral Gables, Fla.
3/25	L	1-3	Ohio State	Coral Gables, Fla.
3/26	W	10-2	Wesleyan	Coral Gables, Fla.
3/27	W	2-1	Wesleyan (10)	Coral Gables, Fla.
3/28	L	4-6	Wesleyan	Coral Gables, Fla.
3/28	L	2-4	Ohio State	Coral Gables, Fla.
3/30	W	5-4	Wesleyan	Coral Gables, Fla.
3/30	T	4-4	Wesleyan	Coral Gables, Fla.
4/3	W	7-5	Jacksonville	Coral Gables, Fla.
4/4	W	5-1	Jacksonville	Coral Gables, Fla.
4/4	W	8-3	Jacksonville	Coral Gables, Fla.
4/10	W	10-0	Tampa	Tampa, Fla.
4/11	W	9-6	Tampa	Tampa, Fla.
4/11	W	5-4	Tampa	Tampa, Fla.
4/17	W	2-1	Florida Southern	Lakeland, Fla.
4/18	L	0-3	Florida Southern	Lakeland, Fla.
4/18	W	4-1	Florida Southern	Lakeland, Fla.
4/24	W	12-4	Stetson	DeLand, Fla.
4/25	W	4-1	Stetson	DeLand, Fla.
4/25	W	13-4	Stetson	DeLand, Fla.
5/1	L	8-9	Rollins	Coral Gables, Fla.
5/2	W	3-1	Rollins	Coral Gables, Fla.
5/2	L	1-12	Rollins	Coral Gables, Fla.

### 1965

### 23-12 (.659)

3/12	L	4-7	Florida State	Coral Gables, Fla.
3/13	L	4-9	Florida State	Coral Gables, Fla.
3/13	T	9-9	Florida State	Coral Gables, Fla.
3/22	L	1-2	Michigan State	Coral Gables, Fla.
3/23	W	2-1	Michigan State	Coral Gables, Fla.
3/24	L	2-13	Michigan State	Coral Gables, Fla.
3/25	W	7-3	Army	Coral Gables, Fla.
3/26	L	0-2	Florida	Coral Gables, Fla.
3/27	W	13-2	Army	Coral Gables, Fla.
3/29	W	6-5	Wesleyan	Coral Gables, Fla.
3/30	W	6-4	Wesleyan	Coral Gables, Fla.
3/31	W	6-3	Wesleyan	Coral Gables, Fla.
4/1	W	6-5	Furman	Coral Gables, Fla.

## HISTORY

4/2	W	14-2	Furman	Coral Gables, Fla.
4/3	W	7-3	Furman	Coral Gables, Fla.
4/9	L	2-7	Rollins	Winter Park, Fla.
4/10	L	2-3	Rollins	Winter Park, Fla.
4/10	W	6-3	Rollins	Winter Park, Fla.
4/12	W	5-1	Georgia Tech	Atlanta, Ga.
4/13	W	2-1	Georgia Tech	Atlanta, Ga.
4/14	L	3-6	Georgia	Athens, Ga.
4/16	W	9-4	Jacksonville	Jacksonville, Fla.
4/17	W	5-0	Jacksonville	Jacksonville, Fla.
4/17	W	3-2	Jacksonville	Jacksonville, Fla.
4/23	W	2-1	Florida	Gainesville, Fla.
4/24	L	3-7	Florida	Gainesville, Fla.
4/24	W	3-0	Florida	Gainesville, Fla.
4/26	W	3-2	Tampa	Coral Gables, Fla.
4/26	W	4-2	Tampa	Coral Gables, Fla.
4/27	W	5-1	Tampa	Coral Gables, Fla.
4/30	L	2-3	Florida Southern	Coral Gables, Fla.
5/1	L	0-5	Florida Southern	Coral Gables, Fla.
5/1	W	9-1	Florida Southern	Coral Gables, Fla.
5/7	W	15-1	Stetson	Coral Gables, Fla.
5/8	W	3-2	Stetson	Coral Gables, Fla.
5/8	L	6-8	Stetson	Coral Gables, Fla.

## 1966

3/4	W	10-5	Florida	Coral Gables, Fla.
3/5	L	3-4	Florida	Coral Gables, Fla.
3/5	L	5-6	Florida	Coral Gables, Fla.
3/14	W	10-4	Florida Southern	Lakeland, Fla.
3/14	L	0-2	Florida Southern	Lakeland, Fla.
3/19	L	3-10	Ohio State	Coral Gables, Fla.
3/19	W	7-6	Ohio State	Coral Gables, Fla.
3/21	W	12-0	New York U.	Coral Gables, Fla.
3/22	W	16-2	New York U.	Coral Gables, Fla.
3/23	W	6-2	Michigan State	Coral Gables, Fla.
3/24	T	6-6	Michigan State	Coral Gables, Fla.
3/25	L	1-3	Army	Coral Gables, Fla.
3/26	L	0-5	Ohio State	Coral Gables, Fla.
3/26	W	7-3	Army	Coral Gables, Fla.
3/28	L	1-3	Duke (10)	Coral Gables, Fla.
3/29	L	4-5	Duke	Coral Gables, Fla.
3/31	W	3-2	Wesleyan	Coral Gables, Fla.
4/1	W	5-4	Wesleyan	Coral Gables, Fla.
4/2	W	5-0	Wesleyan	Coral Gables, Fla.
4/2	L	1-2	La Salle	Coral Gables, Fla.
4/4	W	4-3	La Salle	Coral Gables, Fla.
4/8	W	6-1	Florida State	Tallahassee, Fla.
4/9	L	2-10	Florida State	Tallahassee, Fla.
4/11	L	1-7	Auburn	Auburn, Ala.
4/12	L	3-8	Auburn	Auburn, Ala.
4/13	L	4-6	Furman	Tallahassee, Fla.
4/15	L	2-7	Georgia Southern	Statesboro, Ga.
4/16	L	0-5	Georgia Southern	Statesboro, Ga.
4/20	L	6-9	Jacksonville (14)	Coral Gables, Fla.
4/21	W	2-1	Jacksonville	Coral Gables, Fla.
4/22	W	7-5	Florida (11)	Gainesville, Fla.
4/23	L	1-3	Florida	Gainesville, Fla.
5/2	W	1-0	Tampa	Coral Gables, Fla.
5/3	W	7-2	Tampa	Coral Gables, Fla.
5/6	W	5-0	Rollins	Coral Gables, Fla.
5/7	W	3-2	Rollins	Coral Gables, Fla.
5/13	W	4-1	Georgia Tech	Atlanta, Ga.
5/14	L	3-5	Georgia Tech	Atlanta, Ga.

**19-18-1 (.500)**

Coral Gables, Fla.  
Coral Gables, Fla.  
Coral Gables, Fla.  
Lakeland, Fla.  
Lakeland, Fla.  
Coral Gables, Fla.  
Coral Gables, Fla.  
Coral Gables, Fla.  
Coral Gables, Fla.  
Coral Gables, Fla.  
Coral Gables, Fla.  
Coral Gables, Fla.  
Coral Gables, Fla.  
Coral Gables, Fla.  
Coral Gables, Fla.  
Coral Gables, Fla.  
Coral Gables, Fla.  
Coral Gables, Fla.  
Coral Gables, Fla.  
Tallahassee, Fla.  
Tallahassee, Fla.  
Auburn, Ala.  
Auburn, Ala.  
Tallahassee, Fla.  
Statesboro, Ga.  
Statesboro, Ga.  
Coral Gables, Fla.  
Coral Gables, Fla.  
Gainesville, Fla.  
Gainesville, Fla.  
Coral Gables, Fla.  
Coral Gables, Fla.  
Coral Gables, Fla.  
Coral Gables, Fla.  
Atlanta, Ga.  
Atlanta, Ga.

## 1967

3/3	L	4-9	Florida State	Coral Gables, Fla.
3/4	L	5-6	Florida State	Coral Gables, Fla.
3/11	W	6-3	Florida Southern	Coral Gables, Fla.
3/11	L	7-13	Florida Southern	Coral Gables, Fla.
3/18	W	3-2	Rutgers	Coral Gables, Fla.
3/18	W	2-1	Rutgers	Coral Gables, Fla.
3/20	L	3-11	Michigan State	Coral Gables, Fla.
3/21	L	2-6	Rutgers	Coral Gables, Fla.
3/22	W	5-1	Michigan State	Coral Gables, Fla.
3/23	W	5-4	Army	Coral Gables, Fla.
3/24	T	1-1	Army	Coral Gables, Fla.
3/25	W	1-1	Michigan State	Coral Gables, Fla.
3/26*	W	2-0	Italian Olympic	Coral Gables, Fla.
3/27	W	12-1	Furman	Coral Gables, Fla.
3/28	W	6-2	Furman	Coral Gables, Fla.
3/28	W	7-4	Furman	Coral Gables, Fla.
3/29	W	3-0	Duke	Coral Gables, Fla.
3/30	W	1-0	Wesleyan	Coral Gables, Fla.
3/31	W	4-2	Wesleyan	Coral Gables, Fla.
4/1	W	8-4	Duke	Coral Gables, Fla.
4/1	W		Michigan State	Coral Gables, Fla.
4/8	L	1-8	Florida	Gainesville, Fla.
4/8	W	5-4	Florida	Gainesville, Fla.
4/17	L	3-4	Georgia Southern (10)	Statesboro, Ga.
4/18	L	2-3	Georgia Southern	Statesboro, Ga.
4/19	W	5-2	Mercer (14)	Macon, Ga.
4/21	L	2-6	Georgia Tech	Atlanta, Ga.
4/22	L	1-2	Georgia Tech	Atlanta, Ga.
4/22	L	2-4	Georgia Tech	Atlanta, Ga.
4/25	W	11-0	USF	Coral Gables, Fla.
4/26	L	8-9	USF	Coral Gables, Fla.
5/1	W	5-0	Tampa	Coral Gables, Fla.
5/2	W	10-0	Tampa	Coral Gables, Fla.
5/5	L	5-6	Rollins	Winter Park, Fla.
5/6	L	5-10	Rollins	Winter Park, Fla.
5/8	W	9-0	Stetson	DeLand, Fla.
5/9	W	10-5	Stetson	DeLand, Fla.
5/12	W	8-1	Florida	Coral Gables, Fla.
5/13	L	10-11	Florida	Coral Gables, Fla.

**23-15-1 (.590)**

## 1968

3/1	W	2-1	Florida	Coral Gables, Fla.
3/2	W	1-0	Florida	Coral Gables, Fla.
3/5	W	9-0	Biscayne (F)	Miami, Fla.
3/9	W	6-5	Florida A&M	Coral Gables, Fla.
3/9	W	7-2	Florida A&M	Coral Gables, Fla.
3/12	W	9-0	Biscayne (F)	Coral Gables, Fla.
3/16	L	2-6	Florida Southern	Lakeland, Fla.
3/16	L	2-3	Florida Southern	Lakeland, Fla.
3/18	L	2-4	Rutgers	Coral Gables, Fla.
3/19	W	5-1	Michigan State	Coral Gables, Fla.
3/20	L	1-3	Ohio State	Coral Gables, Fla.
3/21	L	4-6	Army	Coral Gables, Fla.
3/22	L	1-3	Ohio State	Coral Gables, Fla.
3/23	W	7-4	Michigan State	Coral Gables, Fla.
3/24	W	1-0	Army	Coral Gables, Fla.
3/25	W	3-1	Western Michigan	Coral Gables, Fla.
3/26	W	4-3	Michigan State	Coral Gables, Fla.
3/27	W	5-1	Western Michigan	Coral Gables, Fla.
3/28	T	6-6	Western Michigan	Coral Gables, Fla.
3/29	W	5-1	Wesleyan	Coral Gables, Fla.
3/30	W	2-1	Michigan State	Coral Gables, Fla.
4/5	W	8-1	St. Leo	Coral Gables, Fla.

**27-11-1 [.692]**

# ALL-TIME RESULTS

4/6	W	1-0	St. Leo	Coral Gables, Fla.
4/6	W	11-0	St. Leo	Coral Gables, Fla.
4/12	W	5-4	Florida	Gainesville, Fla.
4/13	W	9-5	Florida	Gainesville, Fla.
4/15	L	5-7	Auburn	Auburn, Ala.
4/16	L	1-6	Auburn	Auburn, Ala.
4/17	W	3-0	Florida A&M	Tallahassee, Fla.
4/19	L	1-4	Florida State	Tallahassee, Fla.
4/20	L	6-7	Florida State	Tallahassee, Fla.
4/24	W	9-0	Biscayne (F)	Coral Gables, Fla.
4/27	W	7-3	USF	Coral Gables, Fla.
4/27	L	1-12	USF	Coral Gables, Fla.
5/3	W	6-5	Rollins	Coral Gables, Fla.
5/4	W	4-2	Rollins	Coral Gables, Fla.
5/6	W	8-3	Tampa	Coral Gables, Fla.
5/7	W	1-0	Tampa	Coral Gables, Fla.
5/10	W	2-1	Stetson	Coral Gables, Fla.

## 1969

## 31-11 (.738)

2/28	W	8-7	Florida (12)	Coral Gables, Fla.
3/1	W	5-3	Florida	Coral Gables, Fla.
3/7	L	2-6	Florida State	Coral Gables, Fla.
3/8	L	0-5	Florida State	Coral Gables, Fla.
3/10	L	2-5	Florida Southern	Coral Gables, Fla.
3/11	W	15-5	Florida Southern	Coral Gables, Fla.
3/17	W	11-0	Michigan State	Coral Gables, Fla.
3/18	W	8-7	Michigan State	Coral Gables, Fla.
3/19	W	11-6	Cincinnati	Coral Gables, Fla.
3/20	L	0-4	Army	Coral Gables, Fla.
3/21	W	8-5	Cincinnati	Coral Gables, Fla.
3/22	W	3-0	Michigan State	Coral Gables, Fla.
3/23	W	4-2	Army (7)	Coral Gables, Fla.
3/24	W	20-0	Cincinnati	Coral Gables, Fla.
3/25	W	8-2	Pittsburgh	Coral Gables, Fla.
3/26	W	8-2	Pittsburgh	Coral Gables, Fla.
3/28	L	3-4	Michigan State (11)	Coral Gables, Fla.
3/29	W	7-1	Florida A&M	Coral Gables, Fla.
3/30	W	3-1	Pittsburgh	Coral Gables, Fla.
4/1	W	5-1	Colgate	Coral Gables, Fla.
4/2	L	5-7	Colgate	Coral Gables, Fla.
4/3	W	4-3	Colgate (10)	Coral Gables, Fla.
4/4	W	3-1	William & Mary	Coral Gables, Fla.
4/5	W	11-5	William & Mary	Coral Gables, Fla.
4/7	W	11-4	Pace	Coral Gables, Fla.
4/9	L	10-11	St. Leo	Dade City, Fla.
4/11	W	11-4	Pace	Coral Gables, Fla.
4/12	W	3-1	Pace	Coral Gables, Fla.
4/16	W	9-1	Biscayne	Coral Gables, Fla.
4/18	W	9-5	USF (10)	Tampa, Fla.
4/19	W	15-7	USF	Tampa, Fla.
4/23	W	10-0	Biscayne	Miami, Fla.
4/25	W	4-3	Florida	Gainesville, Fla.
4/26	L	3-7	Florida	Gainesville, Fla.
4/28	W	14-9	Stetson	DeLand, Fla.
4/29	L	5-6	Stetson (10)	DeLand, Fla.
5/2	W	5-0	Rollins (7)	Winter Park, Fla.
5/3	L	1-3	Rollins (7)	Winter Park, Fla.
5/6	L	4-7	Biscayne	Coral Gables, Fla.
5/7	W	3-0	Biscayne	Miami, Fla.
5/9	W	13-0	Tampa	Coral Gables, Fla.
5/10	W	1-0	Tampa (11)	Coral Gables, Fla.

## 1970

## 28-15-1 (.636)

3/1	W	3-1	U of Honduras	Coral Gables, Fla.
3/2	W	3-2	U of Honduras	Coral Gables, Fla.
3/3	W	13-2	U of Honduras	Coral Gables, Fla.
3/6	W	5-0	Florida	Coral Gables, Fla.
3/7	W	5-4	Florida	Coral Gables, Fla.
3/10	W	5-2	Biscayne	Coral Gables, Fla.
3/13	W	1-0	Tampa	Coral Gables, Fla.
3/14	W	2-1	Tampa	Coral Gables, Fla.
3/19	W	8-5	Army	Coral Gables, Fla.
3/20	W	7-5	Army	Coral Gables, Fla.
3/21	L	1-10	Florida State	Tallahassee, Fla.
3/22	L	3-8	Florida State	Tallahassee, Fla.
3/23	W	5-4	Penn State	Coral Gables, Fla.
3/24	W	2-0	Rutgers	Coral Gables, Fla.
3/25	L	5-12	Ohio State	Coral Gables, Fla.
3/26	L	1-3	Michigan State	Coral Gables, Fla.
3/27	W	2-1	Connecticut	Coral Gables, Fla.
3/28	W	4-0	Connecticut	Coral Gables, Fla.
3/30	W	7-3	Notre Dame (7)	Coral Gables, Fla.
3/30	W	6-2	Notre Dame (7)	Coral Gables, Fla.
3/31	W	11-8	Colgate	Coral Gables, Fla.
4/1	T	6-6	Michigan State (10)	Coral Gables, Fla.
4/2	W	9-1	Colgate	Coral Gables, Fla.
4/3	L	6-11	Michigan State	Coral Gables, Fla.
4/4	L	3-5	Michigan State	Coral Gables, Fla.
4/6	W	2-0	USF	Coral Gables, Fla.
4/7	W	11-2	USF	Coral Gables, Fla.
4/10	W	8-7	Florida Southern (10)	Lakeland, Fla.
4/11	L	2-3	Florida Southern	Lakeland, Fla.
4/14	W	2-1	Biscayne	Coral Gables, Fla.
4/17	W	3-2	Stetson	Coral Gables, Fla.
4/18	W	3-2	Stetson	Coral Gables, Fla.
4/19	L	7-9	Tulane (7)	Coral Gables, Fla.
4/19	W	1-0	Tulane (7)	Coral Gables, Fla.
4/20	W	6-2	Tulane	Coral Gables, Fla.
4/27	L	6-7	Florida (13)	Gainesville, Fla.
4/28	L	3-9	Florida	Gainesville, Fla.
5/1	L	0-2	Rollins	Coral Gables, Fla.
5/2	L	2-8	Rollins	Coral Gables, Fla.
5/5	W	9-1	Biscayne	Coral Gables, Fla.
5/8	L	4-11	Florida State	Tallahassee, Fla.
5/9	L	2-6	Florida State	Tallahassee, Fla.
5/11	W	8-7	Florida A&M	Tallahassee, Fla.
5/11	L	2-3	Florida A&M	Tallahassee, Fla.

## 1971

## 35-11 (.761)

### NCAA TOURNAMENT

3/5	W	2-0	Florida	Coral Gables, Fla.
3/6	W	7-5	Florida	Coral Gables, Fla.
3/8	W	8-0	Union	Coral Gables, Fla.
3/8	W	5-0	Union	Coral Gables, Fla.
3/9	W	4-1	Union	Coral Gables, Fla.
3/15	W	5-1	Florida Southern	Coral Gables, Fla.
3/16	L	5-8	Florida Southern	Coral Gables, Fla.
3/17	W	5-1	Delaware	Coral Gables, Fla.
3/18	W	6-5	Delaware	Coral Gables, Fla.
3/20	L	4-5	Florida State (10)	Coral Gables, Fla.
3/21	W	5-4	Florida State (10)	Coral Gables, Fla.
3/22	L	2-10	Michigan State	Coral Gables, Fla.
3/23	W	7-6	Ohio State	Coral Gables, Fla.
3/24	W	11-5	Rutgers	Coral Gables, Fla.
3/25	W	14-8	Rutgers	Coral Gables, Fla.
3/26	W	12-2	Ohio State	Coral Gables, Fla.

## HISTORY

## 1973

42-17 (.712)

## 1972

32-17 (.653)

2/25	L	5-8	Jacksonville	Coral Gables, Fla.	3/14	L	1-3	FIU	Coral Gables, Fla.
2/26	W	8-3	Jacksonville	Coral Gables, Fla.	3/15	W	8-0	Middle Tennessee	Coral Gables, Fla.
3/3	W	18-6	Florida	Coral Gables, Fla.	3/16	W	6-3	Middle Tennessee	Coral Gables, Fla.
3/4	L	3-6	Florida	Coral Gables, Fla.	3/17	W	13-12	Southern Illinois	Coral Gables, Fla.
3/8	W	7-2	Biscayne	Coral Gables, Fla.	3/18	W	12-1	Southern Illinois	Coral Gables, Fla.
3/10	L	3-6	St. Joseph's	Coral Gables, Fla.	3/19	W	6-5	Ohio State	Coral Gables, Fla.
3/11	W	7-1	St. Joseph's	Coral Gables, Fla.	3/20	L	3-4	Cornell	Coral Gables, Fla.
3/11	W	4-3	St. Joseph's	Coral Gables, Fla.	3/20	L	3-6	Cornell	Coral Gables, Fla.
3/12	W	5-2	St. Joseph's	Coral Gables, Fla.	3/21	W	15-2	Michigan State	Coral Gables, Fla.
3/17	L	4-10	New Hampshire	Coral Gables, Fla.	3/22	W	8-1	Michigan State	Coral Gables, Fla.
3/18	W	9-3	New Hampshire	Coral Gables, Fla.	3/23	W	10-4	Ohio State	Coral Gables, Fla.
3/19	L	4-7	Florida State	Coral Gables, Fla.	3/24	L	6-7	Florida State	Coral Gables, Fla.
3/21	W	13-3	Ohio State	Coral Gables, Fla.	3/25	L	2-8	Florida State	Coral Gables, Fla.
3/22	W	6-5	Michigan State (10)	Coral Gables, Fla.	3/26	W	10-0	Army	Coral Gables, Fla.
3/23	W	6-0	Southern Illinois	Coral Gables, Fla.	3/27	W	17-1	Northern Iowa	Coral Gables, Fla.
3/24	L	4-7	Ohio State	Coral Gables, Fla.	3/28	L	1-2	Michigan State	Coral Gables, Fla.
3/25	W	3-2	Michigan State (10)	Coral Gables, Fla.	3/29	W	11-4	Army	Coral Gables, Fla.
3/26	L	1-7	Southern Illinois	Coral Gables, Fla.	3/30	W	6-4	Northern Iowa	Coral Gables, Fla.
3/27	W	3-1	Bernard Baruch	Coral Gables, Fla.	3/31	L	6-13	Michigan State	Coral Gables, Fla.
3/28	W	9-0	Lafayette	Coral Gables, Fla.	4/4	W	14-2	FIU	Coral Gables, Fla.
3/29	L	1-6	Michigan State	Coral Gables, Fla.	4/5	W	4-3	Biscayne	Coral Gables, Fla.
3/30	W	5-4	Bernard Baruch	Coral Gables, Fla.	4/7	W	19-2	Florida Tech	Melbourne, Fla.
3/31	W	9-0	Lafayette (F)	Coral Gables, Fla.	4/9	L	6-7	Florida	Gainesville, Fla.
4/1	W	6-0	Michigan State	Coral Gables, Fla.	4/10	L	4-5	Florida	Gainesville, Fla.
4/3	W	5-4	Rollins (10)	Coral Gables, Fla.	4/11	W	10-1	FIU	Coral Gables, Fla.
4/3	L	3-10	Rollins	Coral Gables, Fla.	4/13	W	4-2	Florida Southern	Coral Gables, Fla.
4/5	W	3-0	LSU	New Orleans, La.	4/14	L	0-5	Florida Southern	Coral Gables, Fla.
4/5	W	12-3	Bradley	New Orleans, La.	4/19	W	10-1	Florida State	Tallahassee, Fla.
4/6	L	3-4	Loyola (MD) (11)	New Orleans, La.	4/20	L	0-4	Florida State	Tallahassee, Fla.
4/7	W	8-3	Loyola (MD)	New Orleans, La.	4/21	L	1-4	Florida A&M	Tallahassee, Fla.
4/8	L	6-7	Tulane	New Orleans, La.	4/21	L	2-3	Florida A&M	Tallahassee, Fla.
4/9	L	1-3	Tulane	New Orleans, La.	4/23	W	5-3	FIU	Coral Gables, Fla.
					4/25	W	2-3	St. Thomas	Coral Gables, Fla.



## ALL-TIME RESULTS

4/27	W	3-2	Tampa	Coral Gables, Fla.	5/1	W	19-1	Biscayne	Coral Gables, Fla.
4/28	W	20-1	Tampa	Coral Gables, Fla.	5/3	W	20-2	USF	Tampa, Fla.
5/1	W	17-0	Biscayne	Coral Gables, Fla.	5/4	W	9-7	USF	Tampa, Fla.
5/2	W	16-2	Biscayne	Coral Gables, Fla.	5/7	W	18-1	Biscayne	Miami, Fla.
5/4	L	3-4	Jacksonville	Jacksonville, Fla.	5/10	L	7-9	Stetson	Coral Gables, Fla.
5/5	W	15-3	Jacksonville	Jacksonville, Fla.	5/11	W	4-3	Stetson	Coral Gables, Fla.
5/7	W	6-4	Rollins	Winter Park, Fla.	5/23+	W	2-1	Georgia Southern	Starkville, Miss.
5/8	W	6-2	Rollins	Winter Park, Fla.	5/24+	W	7-1	Vanderbilt	Starkville, Miss.
5/11	W	6-0	Florida Tech	Coral Gables, Fla.	5/25+	W	5-0	South Carolina	Starkville, Miss.
5/12	W	10-1	Florida Tech	Coral Gables, Fla.	5/26+	L	1-3	South Carolina	Starkville, Miss.
5/24+	W	5-3	South Alabama	Starkville, Miss.	5/27+	W	2-1	South Carolina	Starkville, Miss.
5/25+	L	0-1	Georgia Southern	Starkville, Miss.	6/7#	W	4-1	Harvard	Omaha, Neb.
5/27+	W	13-6	Appalachian State	Starkville, Miss.	6/10#	W	5-1	Oklahoma	Omaha, Neb.
5/28+	W	6-5	Vanderbilt	Starkville, Miss.	6/12#	W	7-3	USC	Omaha, Neb.
5/29+	L	1-4	Georgia Southern	Starkville, Miss.	6/13#	L	3-4	Southern Illinois	Omaha, Neb.

## 1974

## 51-11 (.823)

## COLLEGE WORLD SERIES

2/22	W	3-2	Jacksonville	Coral Gables, Fla.
2/23	W	9-8	Jacksonville	Coral Gables, Fla.
2/27	W	12-0	Biscayne	Coral Gables, Fla.
3/1	W	4-3	Florida (10)	Coral Gables, Fla.
3/2	L	6-9	Florida (12)	Coral Gables, Fla.
3/3	W	3-0	Florida Tech	Coral Gables, Fla.
3/3	L	1-7	Florida Tech	Coral Gables, Fla.
3/5	W	9-2	St. Joseph's	Coral Gables, Fla.
3/6	W	5-2	St. Joseph's	Coral Gables, Fla.
3/8	L	0-1	Florida Southern (10)	Lakeland, Fla.
3/9	W	3-2	Florida Southern	Lakeland, Fla.
3/11	W	7-4	Indiana	Coral Gables, Fla.
3/12	W	4-2	Indiana	Coral Gables, Fla.
3/12	W	7-6	Indiana	Coral Gables, Fla.
3/13	W	9-3	Memphis	Coral Gables, Fla.
3/14	W	5-2	Memphis	Coral Gables, Fla.
3/16	W	3-2	Florida State	Coral Gables, Fla.
3/17	W	4-3	Florida State	Coral Gables, Fla.
3/18	W	4-3	Seton Hall (10)	Coral Gables, Fla.
3/19	W	16-1	Ohio State	Coral Gables, Fla.
3/20	W	5-2	Buffalo	Coral Gables, Fla.
3/20	W	6-2	Seton Hall	Coral Gables, Fla.
3/22	W	16-1	Buffalo	Coral Gables, Fla.
3/22	W	5-0	Ohio State	Coral Gables, Fla.
3/23	W	4-1	Michigan State	Coral Gables, Fla.
3/25	W	12-3	Montclair State	Coral Gables, Fla.
3/26	W	6-1	Southern Illinois	Coral Gables, Fla.
3/27	W	10-3	Michigan State	Coral Gables, Fla.
3/28	W	12-3	Montclair State	Coral Gables, Fla.
3/29	W	6-1	Southern Illinois	Coral Gables, Fla.
3/30	W	13-3	Michigan State	Coral Gables, Fla.
4/3	W	9-4	FIU	Coral Gables, Fla.
4/4	W	5-1	FIU	Coral Gables, Fla.
4/8	W	4-0	Florida	Gainesville, Fla.
4/9	W	6-5	Florida	Gainesville, Fla.
4/12	W	9-6	Rollins	Coral Gables, Fla.
4/13	L	4-8	Rollins	Coral Gables, Fla.
4/18	L	1-2	Florida State	Tallahassee, Fla.
4/18	L	4-7	Florida State	Tallahassee, Fla.
4/20	W	17-3	Florida State	Tallahassee, Fla.
4/21	W	4-2	Florida A&M	Tallahassee, Fla.
4/21	L	5-8	Florida A&M	Tallahassee, Fla.
4/23	W	6-2	FIU	Miami, Fla.
4/24	W	13-5	Biscayne	Coral Gables, Fla.
4/26	W	7-2	Tampa	Coral Gables, Fla.
4/27	W	11-1	Tampa	Coral Gables, Fla.

## 1975

## 45-14 (.763)

## NCAA TOURNAMENT

2/28	W	1-0	Jacksonville (10)	Coral Gables, Fla.
3/1	W	19-1	Jacksonville	Coral Gables, Fla.
3/2	W	10-7	St. Joseph's	Coral Gables, Fla.
3/2	W	4-1	St. Joseph's	Coral Gables, Fla.
3/4	W	12-5	Stetson	DeLand, Fla.
3/5	W	5-2	Stetson	DeLand, Fla.
3/7	L	2-8	Florida	Gainesville, Fla.
3/8	L	1-2	Florida	Gainesville, Fla.
3/10	W	10-1	Buffalo	Coral Gables, Fla.
3/11	W	16-3	FIU	Miami, Fla.
3/12	W	6-2	Biscayne	Coral Gables, Fla.
3/13	W	8-6	Buffalo	Coral Gables, Fla.
3/14	W	11-0	Mercer	Coral Gables, Fla.
3/15	W	4-2	Michigan State	Coral Gables, Fla.
3/16	W	8-5	Buffalo	Coral Gables, Fla.
3/18	L	2-6	Mercer	Coral Gables, Fla.
3/18	W	14-1	Michigan State	Coral Gables, Fla.
3/19	W	6-1	Michigan State	Coral Gables, Fla.
3/20	W	3-2	Buffalo	Coral Gables, Fla.
3/21	L	1-3	LSU	Coral Gables, Fla.
3/22	W	9-2	LSU	Coral Gables, Fla.
3/23	W	13-0	LSU	Coral Gables, Fla.
3/25	L	0-3	Florida State	Coral Gables, Fla.
3/26	W	2-0	Florida State	Coral Gables, Fla.
3/26	L	7-10	Florida State	Coral Gables, Fla.
3/27	W	7-4	Army	Coral Gables, Fla.
3/28	W	13-1	Army	Coral Gables, Fla.
3/29	W	7-0	Army	Coral Gables, Fla.
3/30	L	6-14	Westchester State	Coral Gables, Fla.
3/31	L	3-5	Westchester State	Coral Gables, Fla.
4/1	W	8-6	FIU	Coral Gables, Fla.
4/4	L	0-8	Florida State	Tallahassee, Fla.
4/5	L	2-5	Florida State	Tallahassee, Fla.
4/8	W	3-2	FIU	Coral Gables, Fla.
4/9	W	2-1	Biscayne	Miami, Fla.
4/11	W	6-2	USF	Coral Gables, Fla.
4/12	W	6-2	USF	Coral Gables, Fla.
4/13	W	12-1	Tampa	Coral Gables, Fla.
4/15	W	6-5	Tampa	Coral Gables, Fla.
4/16	W	7-1	Biscayne	Coral Gables, Fla.
4/18	W	3-2	Tulane	Coral Gables, Fla.
4/19	W	9-8	Tulane	Coral Gables, Fla.
4/20	W	2-1	Tulane	Coral Gables, Fla.
4/22	W	9-3	FIU	Miami, Fla.
4/23	W	3-2	Florida Southern (10)	Coral Gables, Fla.

# ALL-TIME RESULTS

4/24	W	5-4	Florida Southern	Coral Gables, Fla.	4/30	W	14-1	Stetson	Coral Gables, Fla.
4/25	W	3-1	Eckerd	Coral Gables, Fla.	5/1	W	6-5	Stetson (12)	Coral Gables, Fla.
4/26	W	3-1	Eckerd	Coral Gables, Fla.	5/3	L	1-6	Georgia Southern	Statesboro, Ga.
5/1	W	8-0	Biscayne	Coral Gables, Fla.	5/4	W	8-2	Georgia Southern	Statesboro, Ga.
5/3	W	6-1	Florida	Coral Gables, Fla.	5/5	W	6-1	Florida State	Tallahassee, Fla.
5/4	W	6-5	Florida	Coral Gables, Fla.	5/6	W	9-7	Florida State	Tallahassee, Fla.
5/6	W	5-2	Jacksonville	Jacksonville, Fla.	5/6	L	4-20	Florida State	Tallahassee, Fla.
5/7	W	1-0	Jacksonville	Jacksonville, Fla.	5/28+	L	3-11	Oklahoma	Arlington, Texas
5/8	L	5-6	Rollins	Winter Park, Fla.	5/29+	W	6-0	Lamar	Arlington, Texas
5/9	L	0-1	Florida Tech	Orlando, Fla.	5/30+	L	0-5	Texas	Arlington, Texas
5/23+	L	0-1	Florida State	Starkville, Miss.					
5/24+	W	8-7	Murray State	Starkville, Miss.					
5/24+	W	8-1	LSU	Starkville, Miss.					
5/25+	L	5-6	Florida State	Starkville, Miss.					

## 1976

41-15 (.732)

### NCAA TOURNAMENT

2/23	L	1-5	Florida State	Coral Gables, Fla.	2/18	L	6-7	Stetson	DeLand, Fla.
2/27	W	4-1	Tampa	Coral Gables, Fla.	2/19	W	6-0	Stetson	DeLand, Fla.
2/28	W	4-0	Tampa	Coral Gables, Fla.	2/22	W	5-0	St. Leo	Coral Gables, Fla.
3/1	L	2-12	Florida	Gainesville, Fla.	2/23	W	6-5	St. Leo	Coral Gables, Fla.
3/2	L	6-9	Florida	Gainesville, Fla.	2/25	L	6-9	Florida	Coral Gables, Fla.
3/3	W	6-3	Florida Southern	Lakeland, Fla.	2/26	W	5-4	Florida	Coral Gables, Fla.
3/4	W	3-1	Tampa	Tampa, Fla.	3/1	W	3-2	FIU	Coral Gables, Fla.
3/5	W	1-0	USF	Tampa, Fla.	3/2	W	10-2	Biscayne	Miami, Fla.
3/6	L	0-3	USF	Tampa, Fla.	3/5	W	6-5	Florida Southern (12)	Coral Gables, Fla.
3/8	W	10-2	North Carolina	Coral Gables, Fla.	3/7	L	1-4	LSU	Baton Rouge, La.
3/9	W	2-1	North Carolina (10)	Coral Gables, Fla.	3/8	W	6-4	LSU	Baton Rouge, La.
3/9	W	2-1	North Carolina	Coral Gables, Fla.	3/9	L	0-1	LSU	New Orleans, La.
3/10	L	4-6	North Carolina	Coral Gables, Fla.	3/10	W	2-1	LSU	New Orleans, La.
3/12	W	4-3	Westchester State	Coral Gables, Fla.	3/11	W	11-6	Tulane	New Orleans, La.
3/13	W	13-0	Southern Illinois	Coral Gables, Fla.	3/14	L	4-7	Miami (OH)	Coral Gables, Fla.
3/14	W	19-3	Southern Illinois	Coral Gables, Fla.	3/15	W	6-3	Biscayne	Coral Gables, Fla.
3/15	L	2-9	Southern Illinois	Coral Gables, Fla.	3/16	W	4-3	Biscayne	Coral Gables, Fla.
3/16	W	9-6	Southern Illinois	Coral Gables, Fla.	3/17	L	4-5	Miami (OH)	Coral Gables, Fla.
3/17	W	4-1	Mercer	Coral Gables, Fla.	3/18	W	16-5	Seton Hall	Coral Gables, Fla.
3/18	W	5-4	Mercer	Coral Gables, Fla.	3/19	W	13-7	Southern Illinois	Coral Gables, Fla.
3/19	W	11-3	Mercer	Coral Gables, Fla.	3/20	W	18-3	Bowling Green	Coral Gables, Fla.
3/20	W	6-2	Michigan State	Coral Gables, Fla.	3/21	W	4-3	Massachusetts (10)	Coral Gables, Fla.
3/22	W	10-1	Massachusetts	Coral Gables, Fla.	3/22	W	8-1	Maine	Coral Gables, Fla.
3/23	W	9-3	Seton Hall	Coral Gables, Fla.	3/23	L	4-7	Southern Illinois	Coral Gables, Fla.
3/24	W	6-5	Michigan State	Coral Gables, Fla.	3/24	L	2-3	Massachusetts (11)	Coral Gables, Fla.
3/25	W	18-6	Massachusetts	Coral Gables, Fla.	3/25	W	6-1	Maine	Coral Gables, Fla.
3/26	W	5-1	Seton Hall	Coral Gables, Fla.	3/26	W	1-0	Southern Illinois	Coral Gables, Fla.
3/27	W	9-6	Michigan State	Coral Gables, Fla.	3/27	W	8-7	Maine	Coral Gables, Fla.
3/29	W	10-0	Michigan State	Coral Gables, Fla.	3/29	W	12-5	FIU	Miami, Fla.
3/29	W	9-3	Michigan State	Coral Gables, Fla.	3/30	W	10-3	Buffalo	Coral Gables, Fla.
3/30	W	13-3	Michigan State	Coral Gables, Fla.	3/31*	L	7-11	Baltimore Orioles	Coral Gables, Fla.
4/1	W	3-1	Maine	Coral Gables, Fla.	4/1	W	11-0	Buffalo	Coral Gables, Fla.
4/2	W	8-2	Maine	Coral Gables, Fla.	4/2	W	11-3	Jacksonville	Coral Gables, Fla.
4/3	W	7-5	Maine	Coral Gables, Fla.	4/3	L	3-6	Jacksonville	Coral Gables, Fla.
4/5*	L	4-11	Baltimore Orioles	Coral Gables, Fla.	4/4	W	7-5	Buffalo	Coral Gables, Fla.
4/8	W	6-3	Biscayne	Miami, Fla.	4/5	W	12-0	Buffalo	Coral Gables, Fla.
4/9	W	2-0	Eckerd	Coral Gables, Fla.	4/7	W	10-1	Tampa	Coral Gables, Fla.
4/10	L	4-5	Eckerd	Coral Gables, Fla.	4/8	W	10-1	Georgia Southern	Coral Gables, Fla.
4/14	W	11-1	FIU	Miami, Fla.	4/9	W	4-3	Georgia Southern	Coral Gables, Fla.
4/16	W	6-2	Biscayne	Coral Gables, Fla.	4/11	W	13-4	Buffalo	Coral Gables, Fla.
4/17	W	10-1	Biscayne	Miami, Fla.	4/12	W	3-0	Buffalo	Coral Gables, Fla.
4/20	L	11-12	FIU	Miami, Fla.	4/15	W	17-10	USF	Coral Gables, Fla.
4/22	W	7-4	Jacksonville	Jacksonville, Fla.	4/16	W	15-4	USF	Coral Gables, Fla.
4/23	L	0-2	Jacksonville	Jacksonville, Fla.	4/19	L	10-14	Florida State	Tallahassee, Fla.
4/27	W	15-5	FIU	Coral Gables, Fla.	4/20	W	10-4	Florida State	Tallahassee, Fla.
4/28	L	2-3	Biscayne (13)	Coral Gables, Fla.	4/22	W	4-0	Biscayne	Coral Gables, Fla.
4/29	L	6-7	FIU	Coral Gables, Fla.	4/23	W	7-5	Biscayne	Coral Gables, Fla.
					4/25	W	12-10	Florida State	Coral Gables, Fla.
					4/26	W	12-3	Florida State	Coral Gables, Fla.
					4/26	W	10-2	Florida State	Coral Gables, Fla.
					4/29	W	13-4	Eckerd	Coral Gables, Fla.

## ALL-TIME RESULTS

4/30	L	3-4	Eckerd	Coral Gables, Fla.	5/19+	L	5-8	Clemson	Coral Gables, Fla.
5/4	W	7-6	FIU	Miami, Fla.	5/20+	W	7-2	Florida State	Coral Gables, Fla.
5/20+	W	6-1	Morehead State	Coral Gables, Fla.	5/21+	W	7-5	Clemson	Coral Gables, Fla.
5/21+	W	5-2	Mississippi	Coral Gables, Fla.	5/21+	W	6-0	Marshall	Coral Gables, Fla.
5/22+	W	10-3	Clemson	Coral Gables, Fla.	5/22+	W	5-1	Marshall	Coral Gables, Fla.
5/22+	L	9-10	Clemson	Coral Gables, Fla.	6/2#	L	3-9	USC	Omaha, Neb.
5/23+	L	2-7	Clemson	Coral Gables, Fla.	6/3#	W	12-1	Baylor	Omaha, Neb.
					6/5#	W	5-3	Oral Roberts	Omaha, Neb.
					6/7#	L	11-3	Arizona State	Omaha, Neb.

### 1978

50-12 (.806)

#### COLLEGE WORLD SERIES

2/17	W	5-0	Florida Tech	Coral Gables, Fla.
2/25	L	4-5	Florida	Gainesville, Fla.
2/26	L	3-4	Florida	Gainesville, Fla.
2/27	W	5-2	Florida A&M	Coral Gables, Fla.
2/28	W	13-2	Florida A&M	Coral Gables, Fla.
3/1	W	9-5	Biscayne	Miami, Fla.
3/3	W	7-5	Jacksonville	Coral Gables, Fla.
3/4	W	3-1	Jacksonville	Coral Gables, Fla.
3/6	W	11-0	St. Joseph's	Coral Gables, Fla.
3/7	W	6-4	St. Joseph's	Coral Gables, Fla.
3/9	W	27-3	Florida Tech	Orlando, Fla.
3/10	W	10-1	Florida Tech	Orlando, Fla.
3/11	W	7-4	Florida Tech	Orlando, Fla.
3/13	W	14-2	Biscayne	Miami, Fla.
3/15	W	7-1	New York Tech	Coral Gables, Fla.
3/15	W	6-5	New York Tech	Coral Gables, Fla.
3/16	W	3-2	Western Kentucky	Coral Gables, Fla.
3/17	L	0-12	Southern Illinois	Coral Gables, Fla.
3/18	L	4-7	Miami (OH)	Coral Gables, Fla.
3/19	W	5-1	Bowling Green	Coral Gables, Fla.
3/20	W	8-1	Westchester State	Coral Gables, Fla.
3/21	W	3-1	Southern Illinois	Coral Gables, Fla.
3/22	W	3-0	Massachusetts	Coral Gables, Fla.
3/23	W	5-2	Westchester State	Coral Gables, Fla.
3/24	W	4-2	Southern Illinois	Coral Gables, Fla.
3/25	W	19-4	Massachusetts	Coral Gables, Fla.
3/27	W	12-2	Howard	Coral Gables, Fla.
3/27	W	3-1	Buffalo	Coral Gables, Fla.
3/28	W	6-1	Glassboro State	Coral Gables, Fla.
3/29	W	3-2	Buffalo (10)	Coral Gables, Fla.
3/30	W	8-1	Buffalo	Coral Gables, Fla.
3/31	W	4-2	Buffalo	Coral Gables, Fla.
4/1	L	4-6	Buffalo	Coral Gables, Fla.
4/2	W	3-1	Buffalo	Coral Gables, Fla.
4/5*	L		Montreal Expos	Coral Gables, Fla.
4/8	W	5-4	Tampa	Coral Gables, Fla.
4/8	W	9-2	Tampa	Coral Gables, Fla.
4/9	L	1-2	USF	Coral Gables, Fla.
4/11	L	4-6	Biscayne	Miami, Fla.
4/14	W	8-1	Mercer	Atlanta, Ga.
4/14	W	8-4	Mercer	Atlanta, Ga.
4/15	W	12-4	Troy	Atlanta, Ga.
4/16	W	18-3	Georgia Tech	Atlanta, Ga.
4/18	W	10-6	FIU	Miami, Fla.
4/21	L	2-3	USF	Tampa, Fla.
4/22	W	3-1	USF	Tampa, Fla.
4/26	W	4-1	Biscayne	Coral Gables, Fla.
4/28	W	10-2	Stetson	Coral Gables, Fla.
4/29	W	5-4	Stetson (10)	Coral Gables, Fla.
5/3	W	3-2	FIU (10)	Coral Gables, Fla.
5/9	W	6-1	Georgia Southern	Statesboro, Ga.
5/10	W	7-5	Georgia Southern	Statesboro, Ga.
5/11	L	3-6	Jacksonville	Jacksonville, Fla.
5/12	W	7-6	Jacksonville	Jacksonville, Fla.

### 1979

55-11 (.833)

#### COLLEGE WORLD SERIES

2/16	W	7-5	Marshall	Coral Gables, Fla.
2/17	W	8-3	Marshall	Coral Gables, Fla.
2/23	W	11-3	FIU	Coral Gables, Fla.
2/24	W	12-4	FIU	Coral Gables, Fla.
3/1	W	17-0	Florida A&M	Coral Gables, Fla.
3/2	W	14-0	Florida A&M	Coral Gables, Fla.
3/3	W	8-2	Florida	Coral Gables, Fla.
3/4	W	5-2	Florida	Coral Gables, Fla.
3/5	W	20-8	James Madison	Coral Gables, Fla.
3/6	W	6-2	St. Joseph's	Coral Gables, Fla.
3/7	L	0-6	Jacksonville	Jacksonville, Fla.
3/9	W	8-5	St. Joseph's	Coral Gables, Fla.
3/10	W	11-6	Ithaca	Coral Gables, Fla.
3/10	W	11-2	Southern Illinois	Coral Gables, Fla.
3/11	W	21-0	Ithaca	Coral Gables, Fla.
3/12	L	1-2	Oklahoma State	Coral Gables, Fla.
3/13	L	0-7	Southern Illinois	Coral Gables, Fla.
3/14	W	3-1	Texas A&M	Coral Gables, Fla.
3/15	W	6-0	Oklahoma State	Coral Gables, Fla.
3/16	W	5-3	Southern Illinois	Coral Gables, Fla.
3/17	L	3-4	Texas A&M (12)	Coral Gables, Fla.
3/19	W	9-0	Arizona State	Coral Gables, Fla.
3/20	W	10-1	Arizona State	Coral Gables, Fla.
3/21	W	11-9	Arizona State	Coral Gables, Fla.
3/22	W	7-4	Georgia Southern	Coral Gables, Fla.
3/23	W	10-6	Georgia Southern	Coral Gables, Fla.
3/24	W	10-1	Bowling Green	Coral Gables, Fla.
3/26	W	12-5	Long Island	Coral Gables, Fla.
3/27	W	10-3	St. Francis Brooklyn	Coral Gables, Fla.
3/28	L	1-3	Glassboro State	Coral Gables, Fla.
3/28	W	15-5	St. Francis Brooklyn	Coral Gables, Fla.
3/29	W	9-4	Glassboro State	Coral Gables, Fla.
3/30	W	4-3	Florida State	Coral Gables, Fla.
3/31	W	5-3	Florida State	Coral Gables, Fla.
4/1*	L	3-5	Baltimore Orioles	Coral Gables, Fla.
4/2	W	22-14	Jacksonville	Coral Gables, Fla.
4/3	W	5-0	Jacksonville	Coral Gables, Fla.
4/3	W	14-5	Jacksonville	Coral Gables, Fla.
4/5	W	5-3	Buffalo	Coral Gables, Fla.
4/6	L	3-9	USF	Tampa, Fla.
4/7	W	3-2	USF	Tampa, Fla.
4/8	W	8-3	Buffalo	Coral Gables, Fla.
4/8	W	10-4	Howard	Coral Gables, Fla.
4/9	W	10-7	Buffalo	Coral Gables, Fla.
4/10	W	3-0	Buffalo	Coral Gables, Fla.
4/11	L	2-9	Florida State	Tallahassee, Fla.
4/12	L	2-3	Florida State (11)	Tallahassee, Fla.
4/13	W	1-0	Florida A&M (11)	Tallahassee, Fla.
4/13	L	0-5	Florida A&M	Tallahassee, Fla.
4/14	W	5-3	Buffalo	Coral Gables, Fla.
4/15	W	10-0	Buffalo	Coral Gables, Fla.
4/18	W	10-1	Biscayne	Coral Gables, Fla.

## ALL-TIME RESULTS

4/20	W	12-3	Stetson	DeLand, Fla.	4/12	W	4-1	Texas A&M (7)	College Station, Texas
4/20	W	4-0	Stetson	DeLand, Fla.	4/15	W	7-4	Biscayne	Coral Gables, Fla.
4/21	W	14-10	Stetson	DeLand, Fla.	4/16	W	2-1	Biscayne	Coral Gables, Fla.
4/24	W	5-1	Biscayne	Coral Gables, Fla.	4/18	W	6-4	USF	Coral Gables, Fla.
4/27	W	10-3	USF	Coral Gables, Fla.	4/19	W	9-4	Biscayne	Coral Gables, Fla.
4/28	W	14-7	USF	Coral Gables, Fla.	4/22	L	4-6	FIU	Coral Gables, Fla.
5/10	W	9-0	South Carolina	Columbia, S.C.	4/25	W	17-6	Stetson	Coral Gables, Fla.
5/11	W	9-0	South Carolina (F)	Columbia, S.C.	4/26	W	11-4	Stetson	Coral Gables, Fla.
5/13	W	3-1	South Carolina	Columbia, S.C.	4/27	W	3-2	Stetson (10)	Coral Gables, Fla.
5/14	W	6-1	South Carolina	Columbia, S.C.	4/29	W	13-6	FIU	Coral Gables, Fla.
5/18+	W	3-1	The Citadel (16)	Coral Gables, Fla.	4/30	W	15-0	Biscayne	Coral Gables, Fla.
5/19+	W	2-1	Clemson	Coral Gables, Fla.	5/3	W	10-6	Florida State	Tallahassee, Fla.
5/20+	W	4-1	Clemson	Coral Gables, Fla.	5/4	L	5-7	Florida State	Tallahassee, Fla.
6/1#	L	1-5	Arizona	Omaha, Neb.	5/5	W	7-5	Florida State	Tallahassee, Fla.
6/2#	L	3-9	Pepperdine	Omaha, Neb.	5/6	L	3-4	Florida A&M (10)	Tallahassee, Fla.
					5/7	W	13-6	Florida A&M	Tallahassee, Fla.
					5/8	W	9-2	Mercer	Macon, Ga.
					5/9	W	8-2	Mercer	Macon, Ga.
					5/10	W	4-3	Mercer	Macon, Ga.
					5/25+	W	15-6	South Alabama	Coral Gables, Fla.
					5/26+	W	10-3	James Madison	Coral Gables, Fla.
					5/27+	W	10-1	Delaware	Coral Gables, Fla.
					5/31#	W	13-5	Clemson	Omaha, Neb.
					6/2#	W	3-2	Michigan	Omaha, Neb.
					6/3#	L	3-9	Hawaii	Omaha, Neb.
					6/4#	L	3-4	California	Omaha, Neb.

### 1980

### 59-12 (.831)

#### COLLEGE WORLD SERIES

2/9	W	9-1	Lamar	Coral Gables, Fla.
2/10	W	11-5	Lamar	Coral Gables, Fla.
2/11	W	21-1	Lamar	Coral Gables, Fla.
2/16	W	7-0	Florida	Gainesville, Fla.
2/17	W	5-0	Florida	Gainesville, Fla.
2/18	W	5-1	Jacksonville	Jacksonville, Fla.
2/19	L	6-7	Jacksonville	Jacksonville, Fla.
2/19	W	4-0	Jacksonville	Jacksonville, Fla.
2/22	W	10-0	Florida State	Coral Gables, Fla.
2/23	W	4-3	Florida State	Coral Gables, Fla.
2/24	L	8-9	Florida State	Coral Gables, Fla.
2/26	W	7-2	St. Leo	Coral Gables, Fla.
2/27	W	20-2	St. Leo	Coral Gables, Fla.
2/29	W	2-0	South Alabama	Coral Gables, Fla.
3/1	L	4-7	South Alabama	Coral Gables, Fla.
3/2	W	7-1	South Alabama	Coral Gables, Fla.
3/4	W	6-0	St. Joseph's	Coral Gables, Fla.
3/5	W	12-4	St. Joseph's	Coral Gables, Fla.
3/6	L	1-2	Buffalo	Coral Gables, Fla.
3/7	W	4-3	USF	Tampa, Fla.
3/8	W	8-0	USF	Tampa, Fla.
3/9	W	15-8	Buffalo	Coral Gables, Fla.
3/10	W	14-7	Buffalo	Coral Gables, Fla.
3/12	W	2-0	Indiana State	Coral Gables, Fla.
3/13*	L	2-8	Baltimore Orioles	Coral Gables, Fla.
3/14	W	2-1	Oklahoma State	Coral Gables, Fla.
3/15	W	3-1	Indiana State	Coral Gables, Fla.
3/17	W	5-1	Southern Illinois	Coral Gables, Fla.
3/18	L	2-5	Southern Illinois	Coral Gables, Fla.
3/19	W	7-2	Miami (OH)	Coral Gables, Fla.
3/20	W	9-4	Southern Illinois	Coral Gables, Fla.
3/21	W	7-1	Bowling Green	Coral Gables, Fla.
3/22	W	8-1	Southern Illinois	Coral Gables, Fla.
3/25	W	11-2	Delaware	Coral Gables, Fla.
3/26	W	11-4	Florida A&M	Coral Gables, Fla.
3/27	W	20-1	Florida A&M (7)	Coral Gables, Fla.
3/28	W	8-3	Bowling Green	Coral Gables, Fla.
3/29	W	8-5	Jacksonville	Coral Gables, Fla.
3/30	W	12-5	Jacksonville	Coral Gables, Fla.
3/31	W	14-2	Jacksonville	Coral Gables, Fla.
4/2	W	9-0	South Carolina	Coral Gables, Fla.
4/3	W	5-0	South Carolina	Coral Gables, Fla.
4/4	L	5-15	South Carolina	Coral Gables, Fla.
4/5	L	1-8	South Carolina	Coral Gables, Fla.
4/8	W	10-2	FIU	Miami, Fla.
4/11	W	8-1	Texas A&M	College Station, Texas

### 1981

### 61-10 (.859)

#### COLLEGE WORLD SERIES

2/6	W	7-6	USC	Coral Gables, Fla.
2/7	W	6-3	USC	Coral Gables, Fla.
2/8	W	10-9	Southern Calif. (13)	Coral Gables, Fla.
2/20	W	8-5	Florida	Coral Gables, Fla.
2/21	W	2-0	Florida	Coral Gables, Fla.
2/25	W	5-3	Biscayne	Coral Gables, Fla.
2/28	W	13-2	USF	Coral Gables, Fla.
3/1	W	9-2	USF	Coral Gables, Fla.
3/1	W	17-3	USF	Coral Gables, Fla.
3/2	W	14-4	St. Joseph's	Coral Gables, Fla.
3/3	W	11-0	St. Joseph's	Coral Gables, Fla.
3/4	W	15-7	St. Joseph's	Coral Gables, Fla.
3/6	W	4-3	Florida State (10)	Coral Gables, Fla.
3/7	W	10-8	Florida State	Coral Gables, Fla.
3/8	W	19-4	Florida State	Coral Gables, Fla.
3/9	W	6-3	George Washington	Coral Gables, Fla.
3/10	W	2-0	Indiana State	Coral Gables, Fla.
3/11	W	16-1	Indiana State	Coral Gables, Fla.
3/12	W	9-4	Indiana State	Coral Gables, Fla.
3/13	W	5-0	Southern Illinois	Coral Gables, Fla.
3/14	W	6-4	Southern Illinois	Coral Gables, Fla.
3/16	L	1-4	Miami (OH)	Coral Gables, Fla.
3/17	W	11-4	Maine	Coral Gables, Fla.
3/18	W	11-5	Southern Illinois	Coral Gables, Fla.
3/19	W	6-0	Miami (OH)	Coral Gables, Fla.
3/20	W	15-10	Maine	Coral Gables, Fla.
3/21	W	7-4	Southern Illinois	Coral Gables, Fla.
3/22	W	15-9	Maine	Coral Gables, Fla.
3/23	W	12-0	Bowling Green	Coral Gables, Fla.
3/24	W	3-2	Michigan (10)	Coral Gables, Fla.
3/25	W	3-2	Maine	Coral Gables, Fla.
3/27	W	12-3	Michigan	Coral Gables, Fla.
3/28	W	10-3	Michigan	Coral Gables, Fla.
3/29	W	8-1	Bowling Green	Coral Gables, Fla.
4/3	W	1-0	Jacksonville	Coral Gables, Fla.

## ALL-TIME RESULTS

4/4	W	4-0	Jacksonville	Coral Gables, Fla.	3/9	W	13-1	Biscayne	Coral Gables, Fla.
4/4	W	9-6	Jacksonville	Coral Gables, Fla.	3/10*	W	7-6	Baltimore Orioles	Coral Gables, Fla.
4/5	W	21-3	Florida A&M	Coral Gables, Fla.	3/12	W	2-1	South Carolina	Coral Gables, Fla.
4/6*	L	2-16	Baltimore Orioles	Coral Gables, Fla.	3/13	W	4-3	South Carolina (12)	Coral Gables, Fla.
4/8	W	6-5	Stetson	DeLand, Fla.	3/14	W	8-6	South Carolina	Coral Gables, Fla.
4/8	W	5-3	Stetson	DeLand, Fla.	3/15	W	4-3	South Carolina	Coral Gables, Fla.
4/9	L	3-9	Stetson	DeLand, Fla.	3/16	W	12-0	George Washington	Coral Gables, Fla.
4/11	L	3-4	USF	Tampa, Fla.	3/17	W	10-4	Lewis	Coral Gables, Fla.
4/11	W	6-5	USF	Tampa, Fla.	3/18	W	16-2	George Washington	Coral Gables, Fla.
4/12	W	7-2	USF	Tampa, Fla.	3/19	W	15-2	Bowling Green	Coral Gables, Fla.
4/13	W	7-2	Eckerd	Coral Gables, Fla.	3/20	W	9-2	Lewis	Coral Gables, Fla.
4/14	L	9-10	Eckerd	Coral Gables, Fla.	3/21	W	17-7	William Patterson	Coral Gables, Fla.
4/17	W	4-2	FIU	Coral Gables, Fla.	3/22	W	14-1	Bowling Green	Coral Gables, Fla.
4/22	W	5-3	Biscayne	Coral Gables, Fla.	3/23*	L	4-12	Montreal Expos	West Palm Beach, Fla.
4/24	W	8-7	FIU	Coral Gables, Fla.	3/24	W	12-0	Bowling Green	Coral Gables, Fla.
4/28	L	2-4	Biscayne	Coral Gables, Fla.	3/26	W	6-5	Florida State (10)	Tallahassee, Fla.
4/29	W	1-2	St. Leo	Coral Gables, Fla.	3/27	L	3-5	Florida State	Tallahassee, Fla.
4/30	W	8-1	St. Leo	Coral Gables, Fla.	3/28	L	3-9	Florida State	Tallahassee, Fla.
5/2	W	3-2	Florida State	Tallahassee, Fla.	3/30*	L	0-7	Montreal Expos	Coral Gables, Fla.
5/3	L	4-5	Florida State	Tallahassee, Fla.	3/31	L	1-2	FIU	Coral Gables, Fla.
5/4	W	4-3	Florida State	Tallahassee, Fla.	4/1	L	9-11	Eckerd (11)	Coral Gables, Fla.
5/5	L	1-2	Florida A&M	Tallahassee, Fla.	4/2	W	5-4	USF	Coral Gables, Fla.
5/5	W	3-2	Florida A&M (11)	Tallahassee, Fla.	4/3	W	15-5	USF	Coral Gables, Fla.
5/6	L	7-8	Florida	Gainesville, Fla.	4/4	W	13-12	FIU (13)	Miami, Fla.
5/7	W	11-4	Florida	Gainesville, Fla.	4/6*	W	15-6	Miami Marlins	Coral Gables, Fla.
5/8	W	4-0	FIU	Coral Gables, Fla.	4/7*	W	6-3	Miami Marlins	Coral Gables, Fla.
5/11	W	8-5	FIU	Miami, Fla.	4/8	W	3-2	Stetson	Coral Gables, Fla.
5/13	W	3-0	South Alabama	Mobile, Ala.	4/9	W	14-7	Stetson	Coral Gables, Fla.
5/14	W	4-1	South Alabama	Mobile, Ala.	4/10	L	2-4	Stetson	Coral Gables, Fla.
5/15	W	5-2	South Alabama	Mobile, Ala.	4/11	L	0-5	FIU	Miami, Fla.
5/21+	W	12-0	Minnesota	Coral Gables, Fla.	4/14	W	11-3	South Carolina	Columbia, S.C.
5/22+	W	2-0	Middle Tennessee	Coral Gables, Fla.	4/15	W	12-8	South Carolina	Columbia, S.C.
5/23+	W	14-6	Florida State	Coral Gables, Fla.	4/16	L	2-6	South Carolina	Columbia, S.C.
5/24+	W	8-6	Florida	Coral Gables, Fla.	4/17	W	19-3	South Carolina (8)	Columbia, S.C.
5/31#	W	6-1	Maine	Omaha, Neb.	4/18	L	2-6	Florida	Gainesville, Fla.
6/3#	L	6-12	Oklahoma State	Omaha, Neb.	4/19	W	8-7	Florida (11)	Gainesville, Fla.
6/4#	L	4-5	Texas	Omaha, Neb.	4/22	W	7-2	South Alabama	Coral Gables, Fla.

## NATIONAL CHAMPIONS

1982

55-17-1 (.753)

### COLLEGE WORLD SERIES

2/5	W	10-2	California	Coral Gables, Fla.
2/6	W	8-1	California	Coral Gables, Fla.
2/7	W	10-4	California	Coral Gables, Fla.
2/11	W	3-1	Seton Hall	Coral Gables, Fla.
2/12	L	13-14	Seton Hall	Coral Gables, Fla.
2/13	W	7-3	Florida	Coral Gables, Fla.
2/14	W	6-2	Florida	Coral Gables, Fla.
2/15	W	7-2	Seton Hall	Coral Gables, Fla.
2/18	W	7-1	Biscayne	Coral Gables, Fla.
2/19	W	17-4	North Carolina	Coral Gables, Fla.
2/20	L	5-6	North Carolina	Coral Gables, Fla.
2/21	W	14-4	North Carolina	Coral Gables, Fla.
2/22	W	15-8	Mercer	Coral Gables, Fla.
2/23	W	10-2	Mercer	Coral Gables, Fla.
2/24	W	9-0	Mercer (F)	Coral Gables, Fla.
2/26	W	9-6	New Orleans	Coral Gables, Fla.
2/27	L	4-5	New Orleans	Coral Gables, Fla.
2/28	L	6-10	New Orleans	Coral Gables, Fla.
3/3	L	6-10	FIU	Coral Gables, Fla.
3/5	W	18-4	FAU	Coral Gables, Fla.
3/6	W	14-6	USF	Tampa, Fla.

5/9	T	7-7	Florida State (5)	Coral Gables, Fla.
5/11	L	5-6	Georgia Southern (11)	Statesboro, Ga.
5/12	W	14-5	Georgia Southern	Statesboro, Ga.
5/14	W	10-7	Georgia Tech	Atlanta, Ga.
5/15	W	13-3	Georgia Tech	Atlanta, Ga.
5/21	W	8-6	Arizona State	Tempe, Ariz.
5/22	L	1-3	Arizona State	Tempe, Ariz.
5/23	L	7-8	Arizona State	Tempe, Ariz.
5/29+	W	18-2	Stetson	Coral Gables, Fla.
5/29+	W	9-4	USF	Coral Gables, Fla.
5/30+	W	15-3	Stetson	Coral Gables, Fla.
6/4#	W	7-2	Maine	Omaha, Neb.
6/7#	W	4-3	Wichita State	Omaha, Neb.
6/10#	W	2-1	Texas	Omaha, Neb.
6/11#	W	10-4	Maine	Omaha, Neb.
6/12#	W	9-3	Wichita State	Omaha, Neb.

1983

61-21 (.744)

### NCAA TOURNAMENT

2/4	L	3-4	Arizona State	Coral Gables, Fla.
2/5	W	16-5	Arizona State	Coral Gables, Fla.
2/6	W	13-5	Arizona State	Coral Gables, Fla.
2/9	L	8-9	FAU	Coral Gables, Fla.



## ALL-TIME RESULTS

2/11	W	12-8	Wichita State	Coral Gables, Fla.	5/8	W	7-3	South Alabama	Mobile, Ala.
2/14	L	3-5	Wichita State	Coral Gables, Fla.	5/10	L	2-3	New Orleans	New Orleans, La.
2/14	L	3-5	Wichita State	Coral Gables, Fla.	5/11	W	6-5	New Orleans	New Orleans, La.
2/15	W	12-3	Bethune-Cookman	Coral Gables, Fla.	5/13	L	3-4	South Carolina	Coral Gables, Fla.
2/17	W	11-4	Seton Hall	Coral Gables, Fla.	5/14	W	6-5	South Carolina (10)	Coral Gables, Fla.
2/18	W	8-4	Seton Hall	Coral Gables, Fla.	5/15	W	9-7	South Carolina	Coral Gables, Fla.
2/20	W	5-1	Florida	Coral Gables, Fla.	5/17	W	27-10	Ft. Lauderdale College	Coral Gables, Fla.
2/20	L	1-4	Florida	Coral Gables, Fla.	5/18	W	6-1	Ft. Lauderdale College	Coral Gables, Fla.
2/21	L	1-4	Georgia Tech	Coral Gables, Fla.	5/20	L	3-6	Cal State Fullerton	Fullerton, Calif.
2/22	W	10-7	Georgia Tech	Coral Gables, Fla.	5/21	W	3-0	Cal State Fullerton	Fullerton, Calif.
2/23	W	10-4	Georgia Tech	Coral Gables, Fla.	5/22	L	3-4	Cal State Fullerton	Fullerton, Calif.
2/25	W	9-0	Florida State	Coral Gables, Fla.	5/27+	L	4-6	Alabama	Tallahassee, Fla.
2/26	W	4-2	Florida State	Coral Gables, Fla.	5/28+	W	14-5	South Alabama	Tallahassee, Fla.
2/28	W	11-10	Mercer	Coral Gables, Fla.	5/29+	W	10-5	Florida State	Tallahassee, Fla.
3/1	W	13-6	Mercer	Coral Gables, Fla.	5/29+	L	9-11	Alabama	Tallahassee, Fla.
3/2	W	7-4	Mercer	Coral Gables, Fla.					
3/3	W	8-4	FIU	Miami, Fla.					
3/4	W	6-1	USF	Tampa, Fla.					
3/5	W	2-1	USF	Tampa, Fla.					
3/6	W	11-5	USF	Tampa, Fla.					
3/8	L	3-5	Florida	Gainesville, Fla.					
3/9	W	3-2	Florida	Gainesville, Fla.					
3/11	W	5-1	Texas A&M	Coral Gables, Fla.					
3/12	W	12-3	Southern Illinois	Coral Gables, Fla.					
3/13*	L	0-4	Atlanta Braves	Coral Gables, Fla.					
3/14	W	16-4	Texas A&M	Coral Gables, Fla.					
3/15	W	14-5	Maine	Coral Gables, Fla.					
3/17	L	7-13	Southern Illinois	Coral Gables, Fla.					
3/18	W	7-5	Maine	Coral Gables, Fla.					
3/19	W	9-0	Southern Illinois	Coral Gables, Fla.					
3/19	W	7-3	Southern Illinois	Coral Gables, Fla.					
3/20	W	7-3	Maine	Coral Gables, Fla.					
3/21	W	11-2	Montclair State	Coral Gables, Fla.					
3/22	W	6-1	Maine	Coral Gables, Fla.					
3/23	W	5-3	Illinois-Chicago	Coral Gables, Fla.					
3/24	W	17-3	Illinois-Chicago	Coral Gables, Fla.					
3/25	W	10-7	USF	Coral Gables, Fla.					
3/26	W	8-2	USF	Coral Gables, Fla.					
3/27	W	6-5	USF	Coral Gables, Fla.					
3/29	W	8-5	Biscayne	Coral Gables, Fla.					
3/30	W	8-4	St. Leo	Coral Gables, Fla.					
3/31*	L	7-14	Baltimore Orioles	Coral Gables, Fla.					
4/5	L	4-5	Stetson	DeLand, Fla.					
4/5	W	15-8	Stetson	DeLand, Fla.					
4/6	W	14-6	Stetson	DeLand, Fla.					
4/12	W	8-6	FIU	Coral Gables, Fla.					
4/13	W	13-5	FAU	Coral Gables, Fla.					
4/15	L	5-6	Florida State	Tallahassee, Fla.					
4/16	L	3-4	Florida State	Tallahassee, Fla.					
4/17	L	0-5	Florida State	Tallahassee, Fla.					
4/19	W	7-2	FIU	Coral Gables, Fla.					
4/20	W	5-3	Biscayne	Coral Gables, Fla.					
4/21	W	4-2	FAU	Pompano Beach, Fla.					
4/22	W	4-1	Stetson	Coral Gables, Fla.					
4/23	W	12-9	Stetson	Coral Gables, Fla.					
4/26	W	8-4	FIU	Miami, Fla.					
4/27	W	6-2	FAU	Coral Gables, Fla.					
4/28	W	11-5	New Orleans	Coral Gables, Fla.					
4/29	L	0-2	New Orleans	Coral Gables, Fla.					
4/30	W	9-5	New Orleans	Coral Gables, Fla.					
5/1	W	5-4	New Orleans	Coral Gables, Fla.					
5/3	W	4-0	Biscayne	Coral Gables, Fla.					
5/4	W	16-5	FIU	Coral Gables, Fla.					
5/6	L	0-10	South Alabama	Mobile, Ala.					
5/7	L	1-2	South Alabama (6)	Mobile, Ala.					

## 1984

48-28 (.632)

### COLLEGE WORLD SERIES

2/3	L	7-9	Florida	Coral Gables, Fla.
2/4	W	10-4	Florida State	Coral Gables, Fla.
2/5	L	4-6	USF	Coral Gables, Fla.
2/7	L	10-11	FAU	Coral Gables, Fla.
2/10	W	6-5	UCLA	Coral Gables, Fla.
2/11	W	7-6	UCLA	Coral Gables, Fla.
2/12	W	7-6	UCLA	Coral Gables, Fla.
2/14	W	17-1	Bethune-Cookman	Coral Gables, Fla.
2/15E	W	10-0	Italian Olympic	Coral Gables, Fla.
2/16	L	2-5	Seton Hall	Coral Gables, Fla.
2/17	W	9-1	Florida	Coral Gables, Fla.
2/18	L	3-10	Florida	Coral Gables, Fla.
2/19	W	15-2	Seton Hall	Coral Gables, Fla.
2/23	W	14-4	Colorado State	Coral Gables, Fla.
2/24	W	7-0	Florida State	Coral Gables, Fla.
2/25	W	14-5	Florida State	Coral Gables, Fla.
2/26	L	6-7	Florida State	Coral Gables, Fla.
3/1	W	2-0	New Orleans	Coral Gables, Fla.
3/2	L	2-5	New Orleans	Coral Gables, Fla.
3/3	L	9-15	New Orleans	Coral Gables, Fla.
3/4	W	9-3	New Orleans	Coral Gables, Fla.
3/6	L	7-8	USF	Tampa, Fla.
3/6	L	1-2	USF	Tampa, Fla.
3/7	L	11-18	USF	Tampa, Fla.
3/9	L	9-14	South Carolina	Coral Gables, Fla.
3/10	W	6-3	South Carolina	Coral Gables, Fla.
3/11	W	13-11	South Carolina	Coral Gables, Fla.
3/13E	L	2-12	Baltimore Orioles	Coral Gables, Fla.
3/14	W	4-3	Southern Illinois	Coral Gables, Fla.
3/15	W	17-0	George Washington	Coral Gables, Fla.
3/16	W	10-7	Southern Illinois	Coral Gables, Fla.
3/17	W	11-7	Southern Illinois	Coral Gables, Fla.
3/18	W	11-4	Rutgers	Coral Gables, Fla.
3/19	W	17-0	Fordham	Coral Gables, Fla.
3/20E	L	5-13	Atlanta Braves	Coral Gables, Fla.
3/21	W	9-7	Michigan State	Coral Gables, Fla.
3/22	W	11-4	Fordham	Coral Gables, Fla.
3/23	W	5-3	Michigan State	Coral Gables, Fla.
3/24	L	4-9	Tulane	Coral Gables, Fla.
3/25	W	8-6	Cornell	Coral Gables, Fla.
3/28	W	8-6	Florida	Gainesville, Fla.
3/28	L	6-7	Florida (8)	Gainesville, Fla.
3/30	W	11-2	USF	Coral Gables, Fla.
3/31	W	20-3	USF	Coral Gables, Fla.
4/1	L	13-16	USF	Coral Gables, Fla.
4/6	L	7-8	Alabama	Coral Gables, Fla.

## ALL-TIME RESULTS

4/7	L	1-7	Alabama	Coral Gables, Fla.	3/9	W	9-3	Maine	Coral Gables, Fla.
4/8	W	8-3	Alabama	Coral Gables, Fla.	3/10	W	3-2	James Madison	Coral Gables, Fla.
4/10	W	6-2	FIU	Coral Gables, Fla.	3/12	W	6-5	Creighton	Coral Gables, Fla.
4/11	W	8-5	FIU	Miami, Fla.	3/13	W	14-7	Creighton	Coral Gables, Fla.
4/13	L	2-3	Florida State	Tallahassee, Fla.	3/14	W	12-4	Southern Illinois	Coral Gables, Fla.
4/14	W	4-3	Florida State	Tallahassee, Fla.	3/15	W	2-0	Southern Illinois	Coral Gables, Fla.
4/15	L	4-5	Florida State (11)	Tallahassee, Fla.	3/16	W	7-6	Southern Illinois	Coral Gables, Fla.
4/17	L	7-8	FAU	Coral Gables, Fla.	3/17	W	9-3	Rutgers (7)	Coral Gables, Fla.
4/20	W	14-0	LSU	Coral Gables, Fla.	3/18	W	14-2	Mercer	Coral Gables, Fla.
4/21	W	6-5	LSU	Coral Gables, Fla.	3/19	W	11-3	Michigan State	Coral Gables, Fla.
4/22	L	9-10	LSU	Coral Gables, Fla.	3/20	W	5-3	Maine	Coral Gables, Fla.
4/24	W	6-5	FAU	Coral Gables, Fla.	3/22	W	18-5	Michigan State (7)	Coral Gables, Fla.
4/26	W	7-3	Stetson	Coral Gables, Fla.	3/23	W	5-1	Mercer	Coral Gables, Fla.
4/27	W	11-1	Stetson	Coral Gables, Fla.	3/23	W	9-4	Maine	Coral Gables, Fla.
4/28	W	5-4	Stetson	Coral Gables, Fla.	3/24	L	2-3	Maine (10)	Coral Gables, Fla.
5/6	L	1-3	Maine	Orono, Maine	3/27	W	6-3	Michigan State	Coral Gables, Fla.
5/6	L	0-5	Maine	Orono, Maine	3/29	W	5-1	Michigan State	Coral Gables, Fla.
5/9	W	5-0	FIU	Miami, Fla.	3/30	L	6-7	Michigan State	Coral Gables, Fla.
5/11	W	5-2	FIU	Coral Gables, Fla.	4/3	W	6-2	FAU	Coral Gables, Fla.
5/12	W	8-3	FIU	Coral Gables, Fla.	4/5	W	11-1	Southern Calif. (7)	Oklahoma City, Okla.
5/14	W	13-4	Oral Roberts	Tulsa, Okla.	4/6	L	1-7	Oklahoma	Oklahoma City, Okla.
5/15	L	3-4	Oral Roberts	Tulsa, Okla.	4/6	W	6-3	Cal State Fullerton	Oklahoma City, Okla.
5/17	L	7-8	Wichita State (11)	Wichita, Kan.	4/7	W	8-6	USC	Oklahoma City, Okla.
5/18	W	14-4	Wichita State	Wichita, Kan.	4/9	W	12-1	Barry	Coral Gables, Fla.
5/19	W	5-4	Wichita State	Wichita, Kan.	4/10	W	6-3	FIU	Coral Gables, Fla.
5/24+	W	6-5	Florida	Tallahassee, Fla.	4/12	W	3-2	Florida State	Tallahassee, Fla.
5/26+	W	13-8	Stetson	Tallahassee, Fla.	4/13	L	5-13	Florida State	Tallahassee, Fla.
5/26+	W	6-4	East Carolina	Tallahassee, Fla.	4/14	W	8-5	Florida State (10)	Tallahassee, Fla.
5/27+	L	4-6	South Alabama	Tallahassee, Fla.	4/16	W	5-0	Barry	Coral Gables, Fla.
5/28+	W	10-2	South Alabama	Tallahassee, Fla.	4/17	W	4-3	FIU	Miami, Fla.
6/2#	L	6-9	Arizona State	Omaha, Neb.	4/19	W	11-0	Florida	Gainesville, Fla.
6/3#	W	13-7	Maine	Omaha, Neb.	4/20	W	6-4	Florida	Gainesville, Fla.
6/6#	L	5-13	Cal State Fullerton	Omaha, Neb.	4/24	W	11-3	FAU	Coral Gables, Fla.

## NATIONAL CHAMPIONS

1985

64-16 (.800)

### COLLEGE WORLD SERIES

2/1	W	14-5	South Alabama	Coral Gables, Fla.	5/1	L	6-7	UCF	Coral Gables, Fla.
2/2	W	12-9	South Alabama	Coral Gables, Fla.	5/12	W	18-5	UCF	Coral Gables, Fla.
2/3	L	5-7	South Alabama	Coral Gables, Fla.	5/12	W	28-5	UCF	Coral Gables, Fla.
2/5	L	3-4	USF	Tampa, Fla.	5/17	W	9-0	USF	Coral Gables, Fla.
2/9	W	5-2	Arkansas	Coral Gables, Fla.	5/18	L	1-2	USF	Coral Gables, Fla.
2/9	W	2-1	Arkansas	Coral Gables, Fla.	5/19	W	8-3	USF	Coral Gables, Fla.
2/10	W	4-0	Arkansas	Coral Gables, Fla.	5/24+	W	22-6	Princeton	Coral Gables, Fla.
2/12	W	14-7	Armstrong State	Coral Gables, Fla.	5/26+	W	11-6	Virginia	Coral Gables, Fla.
2/13	W	15-3	Armstrong State	Coral Gables, Fla.	5/27+	L	1-8	Florida	Coral Gables, Fla.
2/15	W	5-2	Florida	Coral Gables, Fla.	5/28+	W	12-9	Florida	Coral Gables, Fla.
2/16	L	2-4	Florida	Coral Gables, Fla.	6/1#	W	17-3	Stanford	Omaha, Neb.
2/17	W	5-2	Florida	Coral Gables, Fla.	6/5#	L	4-8	Texas	Omaha, Neb.
2/18	W	9-4	Seton Hall	Coral Gables, Fla.	6/6#	W	2-1	Oklahoma State	Omaha, Neb.
2/20	L	1-4	St. Thomas	Coral Gables, Fla.	6/8#	W	6-5	Mississippi State	Omaha, Neb.
2/22	L	2-5	Florida State	Coral Gables, Fla.	6/9#	W	2-1	Texas	Omaha, Neb.
2/23	W	15-4	Florida State	Coral Gables, Fla.	6/11#	W	10-6	Texas	Omaha, Neb.
2/24	W	6-5	Florida State (10)	Coral Gables, Fla.					
2/27	W	17-4	Tampa	Coral Gables, Fla.					
2/28	W	8-6	New Orleans	Coral Gables, Fla.					
3/1	W	10-0	New Orleans	Coral Gables, Fla.					
3/2	W	8-3	New Orleans	Coral Gables, Fla.					
3/3	W	5-3	New Orleans	Coral Gables, Fla.					
3/5	W	7-3	Rice	Coral Gables, Fla.					
3/6	W	11-3	Rice	Coral Gables, Fla.					
3/8	W	10-1	Maine	Coral Gables, Fla.					

1986

50-17 (.746)

### COLLEGE WORLD SERIES

2/8	W	5-3	Texas	Coral Gables, Fla.
2/9	W	10-7	Texas	Coral Gables, Fla.
2/11	L	2-7	USF	Tampa, Fla.
2/12	W	6-5	USF	Tampa, Fla.
2/14	W	7-6	Florida	Coral Gables, Fla.
2/15	W	7-6	Florida (10)	Coral Gables, Fla.

# ALL-TIME RESULTS

2/16	W	5-1	Seton Hall	Coral Gables, Fla.	2/18	L	6-16	Texas	Austin, Texas
2/17	W	5-0	Seton Hall	Coral Gables, Fla.	2/19	L	7-8	Texas	Austin, Texas
2/21	L	4-12	USF	Coral Gables, Fla.	2/13	L	2-4	USF	Coral Gables, Fla.
2/22	W	24-2	USF	Coral Gables, Fla.	2/14	W	10-8	USF	Coral Gables, Fla.
2/25	W	6-0	FIU	Coral Gables, Fla.	2/15	L	5-11	Seton Hall	Coral Gables, Fla.
2/27	W	5-3	FIU (11)	Miami, Fla.	2/17	L	1-5	Tampa	Coral Gables, Fla.
2/28	W	5-4	Florida Southern	Coral Gables, Fla.	2/20	W	7-2	LSU	New Orleans, La.
3/1	W	9-7	Florida Southern	Coral Gables, Fla.	2/21	L	4-5	New Orleans (10)	New Orleans, La.
3/4	L	9-10	St. Thomas	Coral Gables, Fla.	2/22	L	3-4	Tulane (11)	New Orleans, La.
3/7	W	7-6	Maine	Coral Gables, Fla.	2/24	W	8-1	Wake Forest	Coral Gables, Fla.
3/8	W	4-1	Southern Illinois	Coral Gables, Fla.	2/25	W	8-3	Wake Forest	Coral Gables, Fla.
3/11	W	6-5	Florida	Gainesville, Fla.	2/27	W	4-2	Florida	Coral Gables, Fla.
3/12	W	9-7	Florida	Gainesville, Fla.	2/28	W	12-4	Florida	Coral Gables, Fla.
3/14	W	5-2	Southern Illinois	Coral Gables, Fla.	3/3	W	4-2	USF	Tampa, Fla.
3/16	W	2-1	Creighton	Coral Gables, Fla.	3/4	L	3-7	USF	Tampa, Fla.
3/17	W	2-1	Maine	Coral Gables, Fla.	3/7	W	1-6	Maine	Coral Gables, Fla.
3/18	W	7-6	Rutgers	Coral Gables, Fla.	3/8	L	9-10	Maine	Coral Gables, Fla.
3/19	W	9-3	Maine	Coral Gables, Fla.	3/9	W	5-1	Georgetown	Coral Gables, Fla.
3/22	W	6-2	Maine	Coral Gables, Fla.	3/11	W	9-4	Maine	Coral Gables, Fla.
3/23	L	6-8	Maine	Coral Gables, Fla.	3/13	W	9-4	Southern Illinois	Coral Gables, Fla.
3/27	L	2-3	Michigan State	Coral Gables, Fla.	3/14	W	7-0	Southern Illinois	Coral Gables, Fla.
3/28	W	7-3	Bowling Green	Coral Gables, Fla.	3/15	L	2-5	Creighton	Coral Gables, Fla.
3/29	W	3-0	Air Force	Coral Gables, Fla.	3/16	W	10-9	Creighton	Coral Gables, Fla.
3/29	W	12-8	Bowling Green	Coral Gables, Fla.	3/17	L	7-12	Rutgers	Coral Gables, Fla.
4/1	W	9-1	Barry	Coral Gables, Fla.	3/18	W	5-0	Maine	Coral Gables, Fla.
4/4	W	10-5	Michigan (7)	Minneapolis, Minn.	3/20	L	2-8	Clemson	Coral Gables, Fla.
4/5E	W	8-0	Panama Olympic	Minneapolis, Minn.	3/21	L	9-11	Clemson	Coral Gables, Fla.
4/5	L	3-7	Minnesota	Minneapolis, Minn.	3/22	T	10-10	Clemson	Coral Gables, Fla.
4/6	L	5-7	Michigan (10)	Minneapolis, Minn.	3/23	W	10-4	Maine	Coral Gables, Fla.
4/8	W	1-0	Alabama (7)	Mobile, Ala.	3/25	W	6-3	Michigan State	Coral Gables, Fla.
4/9	L	4-8	South Alabama	Mobile, Ala.	3/27	L	0-5	Arizona	Coral Gables, Fla.
4/11	L	1-6	Florida State	Tallahassee, Fla.	3/28	W	7-3	Arizona	Coral Gables, Fla.
4/12	W	4-3	Florida State	Tallahassee, Fla.	3/29	W	9-8	Arizona	Coral Gables, Fla.
4/13	L	3-8	Florida State	Tallahassee, Fla.	3/31	W	8-2	Stetson	DeLand, Fla.
4/16	L	8-9	FIU (13)	Miami, Fla.	4/1	W	6-4	Stetson	DeLand, Fla.
4/17	W	1-6	Jacksonville	Coral Gables, Fla.	4/3	W	7-4	FIU	Coral Gables, Fla.
4/18	W	10-3	Jacksonville	Coral Gables, Fla.	4/4	W	12-1	FIU	Coral Gables, Fla.
4/19	W	12-1	Jacksonville	Coral Gables, Fla.	4/5	L	6-7	FIU (12)	Miami, Fla.
4/24	W	17-6	Stetson	Coral Gables, Fla.	4/7	W	6-5	Florida Southern	Coral Gables, Fla.
4/25	W	12-4	Stetson	Coral Gables, Fla.	4/10	L	3-14	Florida State	Tallahassee, Fla.
4/26	W	9-1	Stetson	Coral Gables, Fla.	4/11	W	1-6	Florida State	Tallahassee, Fla.
4/29	W	6-3	FAU	Coral Gables, Fla.	4/12	W	11-10	Florida State (11)	Tallahassee, Fla.
5/2	W	11-10	Florida State	Coral Gables, Fla.	4/14	W	9-4	New Orleans	Coral Gables, Fla.
5/3	L	6-14	Florida State	Coral Gables, Fla.	4/15	W	7-5	New Orleans	Coral Gables, Fla.
5/4	W	7-5	Florida State	Coral Gables, Fla.	4/17	W	19-9	FAU	Coral Gables, Fla.
5/6	W	8-7	Tampa (10)	Coral Gables, Fla.	4/18	W	18-2	Barry	Coral Gables, Fla.
5/9	W	6-5	Clemson	Greenville, S.C.	4/21	L	2-3	Florida	Gainesville, Fla.
5/10	L	4-7	Clemson	Greenville, S.C.	4/22	L	5-6	Florida	Gainesville, Fla.
5/11	L	5-9	Clemson	Greenville, S.C.	4/24	W	4-3	James Madison	Norfolk, Va.
5/12	W	9-6	Maine	Orono, Maine	4/28	W	12-3	FIU	Coral Gables, Fla.
5/13	L	6-9	Maine	Old Orchard, Maine	5/1	W	4-3	Florida State	Coral Gables, Fla.
5/14	W	9-1	Maine	Old Orchard, Maine	5/2	L	4-6	Florida State	Coral Gables, Fla.
5/23+	W	10-8	Western Carolina	Coral Gables, Fla.	5/3	L	6-8	Florida State	Coral Gables, Fla.
5/24+	W	7-5	South Carolina	Coral Gables, Fla.	5/8	L	3-4	North Carolina	Chapel Hill, N.C.
5/25+	W	7-6	Georgia Tech (10)	Coral Gables, Fla.	5/9	W	9-4	North Carolina	Chapel Hill, N.C.
5/26+	W	15-9	Georgia Tech (10)	Coral Gables, Fla.	5/10	W	10-2	North Carolina	Chapel Hill, N.C.
5/31#	W	6-2	Oklahoma State	Omaha, Neb.	5/17	L	3-6	New Orleans	Coral Gables, Fla.
6/3#	L	2-7	Florida State	Omaha, Neb.	5/18	L	5-6	New Orleans	Coral Gables, Fla.
6/5#	W	4-3	LSU	Omaha, Neb.	5/21+	L	6-11	Georgia Southern	Tallahassee, Fla.
6/7#	W	4-3	Arizona	Omaha, Neb.	5/22+	L	2-5	Florida State	Tallahassee, Fla.
6/8#	L	3-4	Florida State	Omaha, Neb.					

1987

NCAA TOURNAMENT

35-24-1 (.583)

@CANESBASEBALL | MIAMIHURRICANES.COM

1988

COLLEGE WORLD SERIES

2/5 W 9-0 Mercer

52-14-1 (.776)

Coral Gables, Fla.

2023 MEDIA GUIDE

57

HISTORY

## ALL-TIME RESULTS

2/6	W	24-1	Mercer (7)
2/7	W	17-7	Mercer
2/12	W	1-0	USF
2/13	W	4-3	USF
2/14	W	9-4	Seton Hall
2/16	W	4-0	Eckerd
2/17	W	5-0	Barry
2/21	L	2-3	Florida (7)
2/21	W	9-7	Florida
2/23	W	10-3	Wake Forest
2/24	W	4-2	Wake Forest
2/27	L	5-8	Texas
2/28	W	3-2	Texas
3/1	W	6-2	St. Thomas
3/4	W	13-1	Maine
3/5	W	10-1	Maine
3/6	W	8-7	Purdue
3/8	W	9-2	Navy
3/10	W	8-2	Georgetown
3/11	W	7-6	Southern Illinois
3/12	W	6-5	Southern Illinois
3/13	W	11-2	Creighton
3/14	W	9-4	Creighton
3/17	W	10-5	St. Francis Brooklyn
3/18	L	3-6	Maine
3/20	W	6-5	Maine (10)
3/20	W	3-2	Maine
3/22	W	4-2	Rutgers
3/23	W	8-2	Rutgers
3/24	W	14-6	Air Force
3/25	L	6-7	Michigan State
3/26	L	4-5	Michigan State
3/27	W	10-8	Michigan State (10)
3/30	W	19-1	McNeese State
4/1	W	11-3	Florida
4/2	W	5-3	Florida
4/5	W	15-2	Niagara
4/6	W	4-2	FIU
4/8	W	8-3	Florida State
4/9	L	8-20	Florida State
4/10	T	5-5	Florida State (8)
4/13	W	12-3	FAU
4/15	W	8-2	Tulane
4/16	L	1-4	Tulane
4/18	W	11-4	USF
4/19	L	8-11	USF
4/22	W	8-3	FIU
4/23	L	1-2	FIU
4/26	W	8-5	Tampa
4/29	W	9-3	Stanford
4/30	W	7-3	Stanford
5/6	L	5-6	Florida State
5/7	W	9-7	Florida State
5/8	L	3-6	Florida State
5/13	W	8-1	Maine
5/14	W	11-3	Maine
5/15	L	5-6	Maine (13)
5/16	W	13-5	Maine
5/20	W	6-4	Stetson
5/25+	W	4-0	Towson
5/28+	W	18-8	James Madison
5/28+	W	4-2	Georgia Tech
5/29+	W	10-3	South Carolina
6/4#	L	3-6	Cal State Fullerton
6/6#	W	8-4	Fresno State

Coral Gables, Fla.  
Coral Gables, Fla.  
Coral Gables, Fla.  
Coral Gables, Fla.  
Coral Gables, Fla.  
Coral Gables, Fla.  
Gainesville, Fla.  
Gainesville, Fla.  
Coral Gables, Fla.  
Coral Gables, Fla.  
Coral Gables, Fla.  
Coral Gables, Fla.  
Coral Gables, Fla.  
Coral Gables, Fla.  
Coral Gables, Fla.  
Coral Gables, Fla.  
Coral Gables, Fla.  
Coral Gables, Fla.  
Coral Gables, Fla.  
Coral Gables, Fla.  
Coral Gables, Fla.  
Coral Gables, Fla.  
Coral Gables, Fla.  
Coral Gables, Fla.  
Coral Gables, Fla.  
Coral Gables, Fla.  
Coral Gables, Fla.  
Coral Gables, Fla.  
Coral Gables, Fla.  
Coral Gables, Fla.  
Coral Gables, Fla.  
Coral Gables, Fla.  
Miami, Fla.  
Tallahassee, Fla.  
Tallahassee, Fla.  
Tallahassee, Fla.  
Coral Gables, Fla.  
Coral Gables, Fla.  
Coral Gables, Fla.  
Tampa, Fla.  
Tampa, Fla.  
Coral Gables, Fla.  
Coral Gables, Fla.  
Coral Gables, Fla.  
Coral Gables, Fla.  
Coral Gables, Fla.  
Coral Gables, Fla.  
Coral Gables, Fla.  
Orono, Maine  
Old Orchard, Maine  
Old Orchard, Maine  
Orono, Maine  
Coral Gables, Fla.  
Coral Gables, Fla.  
Coral Gables, Fla.  
Coral Gables, Fla.  
Coral Gables, Fla.  
Omaha, Neb.  
Omaha, Neb.

6/7# L 1-2 Stanford

Omaha, Neb.

## 1989

**49-18 (.731)**

**COLLEGE WORLD SERIES**

2/5	W	4-1	UCF	Coral Gables, Fla.
2/6	W	5-1	UCF	Coral Gables, Fla.
2/7	W	15-0	UCF	Coral Gables, Fla.
2/10	W	1-0	USF (12)	Coral Gables, Fla.
2/11	W	9-5	USF	Coral Gables, Fla.
2/17	W	4-1	Tennessee	Coral Gables, Fla.
2/18	L	5-6	Tennessee (11)	Coral Gables, Fla.
2/19	W	11-2	Seton Hall	Coral Gables, Fla.
2/20	L	1-5	Seton Hall	Coral Gables, Fla.
2/25	W	6-5	Texas	Austin, Texas
2/26	L	2-5	Texas	Austin, Texas
2/27	L	5-6	Texas	Austin, Texas
3/1	W	9-1	Barry	Coral Gables, Fla.
3/3	W	5-4	Minnesota	Coral Gables, Fla.
3/4	W	13-4	Minnesota	Coral Gables, Fla.
3/5	W	7-6	Minnesota	Coral Gables, Fla.
3/8	L	2-4	Notre Dame	Coral Gables, Fla.
3/9	W	17-0	Boston University (7)	Coral Gables, Fla.
3/10	W	6-0	Southern Illinois	Coral Gables, Fla.
3/11	W	10-6	Southern Illinois	Coral Gables, Fla.
3/12	W	2-1	Creighton (10)	Coral Gables, Fla.
3/13	W	6-5	Creighton	Coral Gables, Fla.
3/14E	L	0-5	Baltimore Orioles	Coral Gables, Fla.
3/15	W	6-3	Pace	Coral Gables, Fla.
3/17	W	8-1	Maine	Coral Gables, Fla.
3/18	W	2-0	Maine	Coral Gables, Fla.
3/19	L	3-4	Maine	Coral Gables, Fla.
3/21	L	10-13	Florida	Coral Gables, Fla.
3/22	W	4-0	Florida	Coral Gables, Fla.
3/24	W	16-8	Rutgers	Coral Gables, Fla.
3/25	W	7-4	Rutgers	Coral Gables, Fla.
3/27	W	7-5	Michigan State	Coral Gables, Fla.
3/28	W	5-3	Stetson	Coral Gables, Fla.
3/29	L	8-9	Stetson (10)	Coral Gables, Fla.
4/1	L	1-7	Florida	Gainesville, Fla.
4/2	L	2-3	Florida	Gainesville, Fla.
4/7	L	0-3	Florida State	Tallahassee, Fla.
4/8	W	8-1	Florida State	Tallahassee, Fla.
4/9	L	3-11	Florida State	Tallahassee, Fla.
4/14	W	14-0	FAU	Coral Gables, Fla.
4/15	W	14-0	FAU	Coral Gables, Fla.
4/18	W	9-0	St. Thomas	Coral Gables, Fla.
4/21	W	5-2	FIU	Coral Gables, Fla.
4/22	W	7-2	FIU	Coral Gables, Fla.
4/23	W	9-6	FIU	Miami, Fla.
4/25	W	5-3	Boca Raton	Coral Gables, Fla.
4/28	W	11-5	Clemson	Clemson, S.C.
4/29	W	10-2	Clemson	Clemson, S.C.
4/30	L	4-5	Clemson	Clemson, S.C.
5/2	W	7-6	Eckerd	Coral Gables, Fla.
5/5	W	11-2	Florida State	Coral Gables, Fla.
5/6	W	8-2	Florida State	Coral Gables, Fla.
5/7	L	4-8	Florida State	Coral Gables, Fla.
5/9	L	12-13	Tampa	Coral Gables, Fla.
5/12	W	12-3	Mercer	Coral Gables, Fla.
5/13	W	9-4	Mercer	Coral Gables, Fla.
5/14	W	10-3	Mercer	Coral Gables, Fla.
5/19	W	7-4	NC State	Chapel Hill, N.C.
5/20	W	2-0	Clemson	Chapel Hill, N.C.

# ALL-TIME RESULTS

5/21	W	11-1	Arizona	Chapel Hill, N.C.	5/5	L	2-6	Florida State	Coral Gables, Fla.
5/25+	W	3-1	Villanova	Gainesville, Fla.	5/6	L	4-8	Florida State	Coral Gables, Fla.
5/26+	L	7-9	Georgia Tech	Gainesville, Fla.	5/11	L	1-4	Maine	Orono, Maine
5/27+	W	9-1	Florida	Gainesville, Fla.	5/12	L	5-9	Maine	Orono, Maine
5/27+	W	10-1	UCF	Gainesville, Fla.	5/14	L	0-4	Maine	Orono, Maine
5/28+	W	4-1	Villanova	Gainesville, Fla.	5/14	W	6-4	Maine (7)	Orono, Maine
6/3#	W	5-2	LSU	Omaha, Neb.	5/18	W	4-3	UCF	Coral Gables, Fla.
6/5#	L	2-12	Texas	Omaha, Neb.	5/19	W	9-0	UCF	Coral Gables, Fla.
6/6#	L	3-6	LSU	Omaha, Neb.	5/25+	W	4-3	Stetson	Coral Gables, Fla.
					5/27+	W	5-2	USF	Coral Gables, Fla.
					5/28+	L	2-6	The Citadel	Coral Gables, Fla.
					5/28+	W	6-1	NC State	Coral Gables, Fla.
					5/29+	L	1-4	The Citadel	Coral Gables, Fla.

## 1990

## 52-13 (.800)

### NCAA TOURNAMENT

2/2	W	7-0	Seton Hall	Coral Gables, Fla.
2/3	W	17-3	Seton Hall	Coral Gables, Fla.
2/4	W	8-2	Seton Hall	Coral Gables, Fla.
2/9	W	7-4	USF	Tampa, Fla.
2/10	L	3-4	USF	Tampa, Fla.
2/11	W	4-2	UCF	Orlando, Fla.
2/14	W	7-1	Barry	Coral Gables, Fla.
2/16	W	6-5	Texas	Coral Gables, Fla.
2/17	W	7-1	Texas	Coral Gables, Fla.
2/18	W	7-6	Texas	Coral Gables, Fla.
2/21	W	10-2	St. Francis Brooklyn	Coral Gables, Fla.
2/24	L	4-5	Florida	Coral Gables, Fla.
2/24	W	12-10	Florida	Coral Gables, Fla.
2/25	W	17-1	St. Francis Brooklyn	Coral Gables, Fla.
2/28	W	15-7	Eckerd	Coral Gables, Fla.
3/3	W	6-3	Florida	Gainesville, Fla.
3/4	W	8-2	Florida	Gainesville, Fla.
3/5	W	4-1	Stetson	DeLand, Fla.
3/6	W	5-4	Stetson (11)	DeLand, Fla.
3/9	W	5-1	Southern Illinois	Coral Gables, Fla.
3/10	L	0-1	Southern Illinois	Coral Gables, Fla.
3/11	W	25-1	Boston University	Coral Gables, Fla.
3/13	W	4-0	Davidson	Coral Gables, Fla.
3/15	L	2-3	Davidson	Coral Gables, Fla.
3/16	W	6-2	Rutgers	Coral Gables, Fla.
3/17	W	6-3	Rutgers	Coral Gables, Fla.
3/18	W	12-1	Georgetown	Coral Gables, Fla.
3/20	W	12-2	Washington State	Coral Gables, Fla.
3/21	L	0-3	Washington State	Coral Gables, Fla.
3/22	W	9-2	Clemson	Coral Gables, Fla.
3/23	W	11-5	Clemson	Coral Gables, Fla.
3/24	W	2-1	Clemson	Coral Gables, Fla.
3/28	W	12-1	Northeastern	Coral Gables, Fla.
3/30	W	2-1	Wichita State	Minneapolis, Minn.
3/31	W	3-0	Minnesota (7)	Minneapolis, Minn.
4/1	W	4-3	Stanford (10)	Minneapolis, Minn.
4/3	W	22-0	Bethune-Cookman (7)	Coral Gables, Fla.
4/6	W	3-1	North Florida	Coral Gables, Fla.
4/7	W	13-2	St. Thomas	Coral Gables, Fla.
4/10	W	5-3	New Orleans	Coral Gables, Fla.
4/11	W	4-2	New Orleans	Coral Gables, Fla.
4/13	L	3-7	Florida State	Tallahassee, Fla.
4/14	W	8-5	Florida State	Tallahassee, Fla.
4/15	W	8-3	Florida State	Tallahassee, Fla.
4/18	W	6-2	St. Thomas	Coral Gables, Fla.
4/20	W	16-6	FIU	Coral Gables, Fla.
4/21	W	6-5	FIU	Coral Gables, Fla.
4/22	W	7-1	FIU	Miami, Fla.
4/25	W	2-1	Tampa (10)	Coral Gables, Fla.
4/27	W	19-2	Nova Southeastern	Coral Gables, Fla.
4/28	W	11-3	FAU	Coral Gables, Fla.
5/4	W	7-3	Florida State	Coral Gables, Fla.

## 1991

## 46-17 (.730)

### NCAA TOURNAMENT

2/1	W	9-8	California	Coral Gables, Fla.
2/2	W	6-4	California	Coral Gables, Fla.
2/3	W	13-6	California	Coral Gables, Fla.
2/8	L	2-6	Texas	Austin, Texas
2/9	L	5-7	Texas	Austin, Texas
2/10	W	6-5	Texas	Austin, Texas
2/12	W	6-1	Tampa	Coral Gables, Fla.
2/15	W	8-1	Stetson	Coral Gables, Fla.
2/16	W	2-0	Stetson	Coral Gables, Fla.
2/19	W	6-1	USF	Coral Gables, Fla.
2/20	W	4-3	USF	Coral Gables, Fla.
2/23	W	5-3	Florida	Gainesville, Fla.
2/24	W	8-7	Florida	Gainesville, Fla.
2/26	W	4-2	Florida	Coral Gables, Fla.
2/27	W	9-7	Florida (10)	Coral Gables, Fla.
3/1	L	3-4	LSU	New Orleans, La.
3/2	W	12-3	New Orleans	New Orleans, La.
3/3	L	2-5	Tulane	New Orleans, La.
3/5	W	11-3	NC State	Coral Gables, Fla.
3/6	L	2-4	NC State	Coral Gables, Fla.
3/8	L	1-2	Southern Illinois	Coral Gables, Fla.
3/9	W	12-0	Southern Illinois	Coral Gables, Fla.
3/10	W	17-5	George Washington	Coral Gables, Fla.
3/11	W	5-1	George Washington	Coral Gables, Fla.
3/13	W	2-1	Maine	Coral Gables, Fla.
3/14	W	9-3	Pennsylvania	Coral Gables, Fla.
3/15	W	5-3	Maine	Coral Gables, Fla.
3/16	W	9-0	Maine	Coral Gables, Fla.
3/17	W	7-0	Maine	Coral Gables, Fla.
3/19	W	5-0	Minnesota	Coral Gables, Fla.
3/20	L	0-9	Minnesota	Coral Gables, Fla.
3/22	W	5-2	Rutgers	Coral Gables, Fla.
3/23	W	20-4	Rutgers	Coral Gables, Fla.
3/24	W	10-2	Minnesota	Coral Gables, Fla.
3/26	W	5-1	Eastern Illinois	Coral Gables, Fla.
3/29	W	9-3	Northeastern	Coral Gables, Fla.
3/30	W	17-4	Northeastern (7)	Coral Gables, Fla.
3/30	W	8-1	Northeastern	Coral Gables, Fla.
4/5	W	8-7	FAU	Coral Gables, Fla.
4/6	W	6-3	St. Thomas	Coral Gables, Fla.
4/9	W	8-7	North Florida	Coral Gables, Fla.
4/12	L	2-7	Florida State	Tallahassee, Fla.
4/13	L	4-12	Florida State	Tallahassee, Fla.
4/14	L	5-8	Florida State	Tallahassee, Fla.
4/17	W	4-3	St. Thomas (12)	Coral Gables, Fla.
4/19	W	6-2	Eastern Kentucky	Coral Gables, Fla.
4/20	W	4-0	Eastern Kentucky	Coral Gables, Fla.
4/21	L	2-3	Eastern Kentucky	Coral Gables, Fla.

## ALL-TIME RESULTS

4/26	L	2-5	FIU	Coral Gables, Fla.	5/2	W	3-2	Texas	Coral Gables, Fla.
4/27	W	1-1	FIU	Coral Gables, Fla.	5/3	L	3-10	Texas	Coral Gables, Fla.
4/28	W	8-0	FIU	Miami, Fla.	5/8	W	5-1	Maine	Orono, Maine
5/3	L	2-3	Florida State	Coral Gables, Fla.	5/9	W	8-7	Maine (10)	Orono, Maine
5/4	L	1-4	Florida State	Coral Gables, Fla.	5/10	W	5-1	Maine	Orono, Maine
5/5	W	8-6	Florida State	Coral Gables, Fla.	5/12	W	5-1	Tampa	Coral Gables, Fla.
5/10	W	4-2	Georgia Southern	Coral Gables, Fla.	5/13	W	12-11	Tampa	Coral Gables, Fla.
5/11	W	7-0	Georgia Southern	Coral Gables, Fla.	5/15	W	6-5	Georgia Tech (13)	Coral Gables, Fla.
5/12	W	10-5	Georgia Southern	Coral Gables, Fla.	5/16	W	6-2	Georgia Tech	Coral Gables, Fla.
5/17	L	5-9	Georgia Tech	Atlanta, Ga.	5/17	W	4-3	Georgia Tech	Coral Gables, Fla.
5/18	W	10-7	Georgia Tech	Atlanta, Ga.	5/22+	W	3-1	UMBC	Coral Gables, Fla.
5/19	W	7-1	Georgia Tech	Atlanta, Ga.	5/23+	L	3-6	Notre Dame	Coral Gables, Fla.
5/23+	W	13-1	Portland	Fresno, Calif.	5/24	W	5-4	NC State	Coral Gables, Fla.
5/24+	L	6-13	Cal State Northridge	Fresno, Calif.	5/24+	W	17-2	South Carolina	Coral Gables, Fla.
5/25+	L	7-15	Stanford	Fresno, Calif.	5/25+	W	5-1	Notre Dame	Coral Gables, Fla.
					5/29#	W	4-3	California (13)	Omaha, Neb.
					5/31#	W	4-3	Cal State Fullerton	Omaha, Neb.
					6/2#	L	5-7	Cal State Fullerton	Omaha, Neb.
					6/5#	L	1-8	Cal State Fullerton	Omaha, Neb.

## 1992

### COLLEGE WORLD SERIES

2/7	W	14-2	Seton Hall	Coral Gables, Fla.
2/8	W	25-3	Seton Hall	Coral Gables, Fla.
2/9	W	4-1	Seton Hall	Coral Gables, Fla.
2/13	W	6-1	FIU	Coral Gables, Fla.
2/14	W	22-1	FIU	Coral Gables, Fla.
2/16	W	7-1	FIU	Coral Gables, Fla.
2/19	W	13-4	Barry	Coral Gables, Fla.
2/22	L	3-7	Florida	Gainesville, Fla.
2/23	L	5-8	Florida	Gainesville, Fla.
2/28	L	5-8	Stetson	Coral Gables, Fla.
2/29	W	7-2	Stetson	Coral Gables, Fla.
3/1	W	7-5	Stetson	Coral Gables, Fla.
3/3	W	12-2	Villanova	Coral Gables, Fla.
3/5	W	4-0	Providence	Coral Gables, Fla.
3/6	W	7-1	Florida	Coral Gables, Fla.
3/7	W	6-5	Florida	Coral Gables, Fla.
3/10	L	5-14	Illinois	Coral Gables, Fla.
3/11	W	7-1	Illinois	Coral Gables, Fla.
3/13	W	10-2	Illinois State	Coral Gables, Fla.
3/14	W	3-0	Illinois State	Coral Gables, Fla.
3/15	W	12-0	Pace	Coral Gables, Fla.
3/17	W	10-0	Rutgers	Coral Gables, Fla.
3/19	W	14-7	Rutgers	Coral Gables, Fla.
3/20	W	9-1	Southern Illinois	Coral Gables, Fla.
3/21	W	5-1	Southern Illinois	Coral Gables, Fla.
3/22	W	12-3	Youngstown State	Coral Gables, Fla.
3/27	L	1-2	Notre Dame	Coral Gables, Fla.
3/28	W	1-6	Notre Dame	Coral Gables, Fla.
3/29	W	6-5	Notre Dame (11)	Coral Gables, Fla.
3/31	W	15-3	USF	Tampa, Fla.
4/1	W	8-7	USF	Tampa, Fla.
4/5	W	9-1	Rollins	Coral Gables, Fla.
4/7	W	12-8	Barry	Coral Gables, Fla.
4/10	W	10-6	Florida State	Tallahassee, Fla.
4/11	W	6-3	Florida State	Tallahassee, Fla.
4/12	W	6-5	Florida State	Tallahassee, Fla.
4/15	W	3-2	North Florida	Coral Gables, Fla.
4/17	W	11-1	St. Thomas	Coral Gables, Fla.
4/18	W	4-3	St. Thomas (12)	Coral Gables, Fla.
4/21	W	14-2	FAU	Coral Gables, Fla.
4/24	W	7-3	Florida State	Coral Gables, Fla.
4/25	W	5-4	Florida State	Coral Gables, Fla.
4/26	L	2-3	Florida State	Coral Gables, Fla.
4/28	W	11-1	St. Thomas	Coral Gables, Fla.
4/29	W	12-5	Nova Southeastern	Coral Gables, Fla.
5/1	W	6-1	Texas	Coral Gables, Fla.

## 55-10 (.846)

## BRAD KELLEY

1993

## 1993

## 36-22 (.621)

### NCAA TOURNAMENT

2/5	L	6-17	Texas	Austin, Texas
2/6	L	6-7	Texas	Austin, Texas
2/7	L	11-12	Texas (10)	Austin, Texas
2/12	W	8-2	Illinois	Coral Gables, Fla.
2/13	W	4-3	Illinois (13)	Coral Gables, Fla.
2/14	L	4-6	Illinois	Coral Gables, Fla.
2/17	W	4-3	FIU	Coral Gables, Fla.
2/19	W	7-3	Long Beach State	Coral Gables, Fla.
2/20	L	2-4	Long Beach State	Coral Gables, Fla.
2/21	L	8-10	Long Beach State	Coral Gables, Fla.
2/24	W	4-3	Michigan	Coral Gables, Fla.
2/25	W	8-1	Michigan	Coral Gables, Fla.
2/27	L	2-3	Florida	Gainesville, Fla.
2/28	L	7-9	Florida	Gainesville, Fla.
3/1	W	6-4	Stetson	DeLand, Fla.
3/2	W	19-3	Stetson	DeLand, Fla.
3/5	W	7-5	Jacksonville	Coral Gables, Fla.
3/6	L	2-4	Jacksonville	Coral Gables, Fla.
3/7	W	8-6	Jacksonville	Coral Gables, Fla.
3/10	W	9-5	Georgetown	Coral Gables, Fla.
3/12	W	7-1	Florida	Coral Gables, Fla.
3/14	L	3-4	Florida (10)	Coral Gables, Fla.
3/16	W	11-4	Rutgers	Coral Gables, Fla.
3/18	W	6-2	Southern Illinois	Coral Gables, Fla.
3/19	W	6-5	Maine	Coral Gables, Fla.
3/20	W	11-10	Maine	Coral Gables, Fla.
3/26	W	13-2	Georgia State	Coral Gables, Fla.
3/27	W	9-6	Georgia State	Coral Gables, Fla.
3/27	W	19-1	Georgia State	Coral Gables, Fla.
3/31	W	11-2	UCF	Coral Gables, Fla.
4/2	L	0-2	FAU	Coral Gables, Fla.
4/3	W	3-0	FAU	Coral Gables, Fla.
4/6	W	7-3	FIU	Coral Gables, Fla.
4/9	L	0-7	Florida State	Tallahassee, Fla.
4/10	L	1-8	Florida State	Tallahassee, Fla.
4/11	L	2-6	Florida State	Tallahassee, Fla.
4/13	W	9-2	FIU	Coral Gables, Fla.
4/16	W	7-6	St. Thomas (15)	Coral Gables, Fla.
4/17	W	8-6	St. Thomas	Coral Gables, Fla.
4/21	W	9-4	Nova Southeastern	Coral Gables, Fla.



## ALL-TIME RESULTS

4/23	L	0-1	Florida State	Coral Gables, Fla.	4/20	W	5-1	Florida Southern	Coral Gables, Fla.
4/24	W	4-3	Florida State (12)	Coral Gables, Fla.	4/22	W	8-6	St. Thomas	Coral Gables, Fla.
4/25	W	14-13	Florida State (10)	Coral Gables, Fla.	4/23	W	9-4	St. Thomas	Coral Gables, Fla.
4/30	W	6-2	Tampa	Coral Gables, Fla.	4/29	L	5-7	Clemson	Clemson, S.C.
5/1	W	11-3	Tampa	Coral Gables, Fla.	4/30	W	6-3	Clemson	Clemson, S.C.
5/4	W	3-2	FAU (13)	Coral Gables, Fla.	5/1	L	8-9	Clemson (12)	Clemson, S.C.
5/7	W	6-5	Rice	Coral Gables, Fla.	5/6	W	11-3	Barry	Coral Gables, Fla.
5/8	W	13-5	Rice	Coral Gables, Fla.	5/7	W	10-4	Tampa	Coral Gables, Fla.
5/9	L	2-3	Rice	Coral Gables, Fla.	5/8	W	3-0	Tampa	Coral Gables, Fla.
5/11	L	3-5	USF	Coral Gables, Fla.	5/10	L	5-6	FIU	Coral Gables, Fla.
5/12	W	11-6	USF	Coral Gables, Fla.	5/13	W	7-2	Western Carolina	Coral Gables, Fla.
5/14	W	6-1	Fordham	Coral Gables, Fla.	5/14	W	8-2	Western Carolina	Coral Gables, Fla.
5/15	W	8-0	Fordham	Coral Gables, Fla.	5/15	W	5-4	Western Carolina	Coral Gables, Fla.
5/21	L	7-14	NC State	Chapel Hill, N.C.	5/20	W	4-1	Coastal Carolina	Coral Gables, Fla.
5/22	L	1-3	North Carolina	Chapel Hill, N.C.	5/21	W	7-4	Coastal Carolina	Coral Gables, Fla.
5/23	L	4-5	Wake Forest	Chapel Hill, N.C.	5/27+	W	17-4	Rider	Coral Gables, Fla.
5/27+	L	3-7	South Alabama	Baton Rouge, La.	5/28+	W	4-1	Kent	Coral Gables, Fla.
5/28+	L	5-10	Western Carolina	Baton Rouge, La.	5/29+	W	11-3	Minnesota	Coral Gables, Fla.

### JIM MORRIS

1994-2018

## 1994

49-14 (.778)

### COLLEGE WORLD SERIES

2/2	W	8-0	Barry	Coral Gables, Fla.
2/4	W	6-0	Tennessee	Coral Gables, Fla.
2/5	W	1-1	Tennessee	Coral Gables, Fla.
2/6	W	3-0	Tennessee	Coral Gables, Fla.
2/8	W	11-4	FIU	Coral Gables, Fla.
2/11	W	6-4	Stetson	Coral Gables, Fla.
2/12	L	4-7	Stetson	Coral Gables, Fla.
2/13	L	3-5	Stetson	Coral Gables, Fla.
2/15	W	4-0	FIU	Coral Gables, Fla.
2/19	W	4-3	Florida (10)	Gainesville, Fla.
2/20	L	0-5	Florida	Gainesville, Fla.
2/25	W	14-4	Minnesota	Coral Gables, Fla.
2/26	L	0-2	Minnesota	Coral Gables, Fla.
2/27	W	5-2	Minnesota	Coral Gables, Fla.
3/3	W	3-0	FIU	Coral Gables, Fla.
3/5	W	7-1	Illinois	Coral Gables, Fla.
3/6	W	6-2	Illinois	Coral Gables, Fla.
3/9	W	8-2	Pace	Coral Gables, Fla.
3/11	W	4-3	Florida	Coral Gables, Fla.
3/12	W	4-2	Florida	Coral Gables, Fla.
3/13	W	7-4	FAU	Boca Raton, Fla.
3/15	W	14-5	Rutgers	Coral Gables, Fla.
3/16	W	7-6	Rutgers	Coral Gables, Fla.
3/18	W	5-1	Southern Illinois	Coral Gables, Fla.
3/19	W	12-3	Southern Illinois	Coral Gables, Fla.
3/25	L	2-5	Jacksonville	Jacksonville, Fla.
3/26	W	5-3	Jacksonville	Jacksonville, Fla.
3/27	W	8-6	Jacksonville	Jacksonville, Fla.
3/29	W	2-0	Northeastern	Coral Gables, Fla.
4/2	W	19-7	Notre Dame	South Bend, Ind.
4/2	W	5-2	Notre Dame	South Bend, Ind.
4/3	W	4-2	Notre Dame	South Bend, Ind.
4/5	L	2-4	Rollins	Coral Gables, Fla.
4/8	L	3-6	Florida State	Tallahassee, Fla.
4/9	W	5-1	Florida State	Tallahassee, Fla.
4/10	W	2-1	Florida State	Tallahassee, Fla.
4/12	W	7-3	FAU	Coral Gables, Fla.
4/15	L	1-6	Florida State	Coral Gables, Fla.
4/16	W	8-0	Florida State	Coral Gables, Fla.
4/17	L	2-7	Florida State	Coral Gables, Fla.
4/19	W	7-6	Florida Southern (11)	Coral Gables, Fla.

## 1995

48-17 (.738)

### COLLEGE WORLD SERIES

2/1	W	5-2	FAU	Coral Gables, Fla.
2/4	L	3-5	Florida	Gainesville, Fla.
2/5	W	10-2	Florida	Gainesville, Fla.
2/11	W	6-0	UCF	Kissimmee, Fla.
2/10	W	12-1	North Carolina	Kissimmee, Fla.
2/12	W	5-4	UCF	Kissimmee, Fla.
2/15	W	10-1	FAU	Coral Gables, Fla.
2/21	W	7-4	FIU	Coral Gables, Fla.
2/25	W	4-3	USF	Tampa, Fla.
2/26	W	4-3	USF	Tampa, Fla.
3/1	W	16-6	FAU	Coral Gables, Fla.
3/3	W	4-2	Illinois	Coral Gables, Fla.
3/4	W	16-0	Illinois	Coral Gables, Fla.
3/5	L	4-7	Illinois	Coral Gables, Fla.
3/10	W	12-5	Rutgers	Coral Gables, Fla.
3/11	W	8-0	Rutgers	Coral Gables, Fla.
3/12	W	11-4	Rutgers	Coral Gables, Fla.
3/14	W	5-4	Southern Illinois	Coral Gables, Fla.
3/15	W	5-3	Southern Illinois	Coral Gables, Fla.
3/17	W	10-0	Maine	Coral Gables, Fla.
3/18	W	12-6	Maine	Coral Gables, Fla.
3/19	W	10-3	Maine	Coral Gables, Fla.
3/22	W	5-3	FAU	Boca Raton, Fla.
3/24	W	9-4	Notre Dame	Coral Gables, Fla.
3/25	W	12-4	Notre Dame	Coral Gables, Fla.
3/26	L	2-5	Notre Dame	Coral Gables, Fla.
3/29	W	11-4	Northeastern	Coral Gables, Fla.
3/31	W	19-7	Tampa	Coral Gables, Fla.
4/1	W	7-5	Tampa	Coral Gables, Fla.
4/4	L	2-4	FIU	Homestead, Fla.
4/7	L	1-9	Florida State	Tallahassee, Fla.
4/8	W	6-5	Florida State	Tallahassee, Fla.
4/9	L	2-3	Florida State	Tallahassee, Fla.
4/14	L	6-9	Florida State	Coral Gables, Fla.
4/15	L	1-10	Florida State	Coral Gables, Fla.
4/16	W	3-2	Florida State	Coral Gables, Fla.
4/21	L	3-10	Stetson	Coral Gables, Fla.
4/22	W	14-7	Stetson	Coral Gables, Fla.
4/23	L	2-3	Stetson	DeLand, Fla.

## ALL-TIME RESULTS

4/26	W	20-4	UCF	Coral Gables, Fla.	4/18	L	2-3	Tennessee	Knoxville, Tenn.
4/27	L	5-11	UCF	Coral Gables, Fla.	4/20	W	5-3	Tampa	Coral Gables, Fla.
4/29	W	5-0	Jacksonville	Coral Gables, Fla.	4/21	W	2-1	Tampa	Coral Gables, Fla.
4/30	W	12-4	Jacksonville	Coral Gables, Fla.	4/26	W	20-7	Stetson	Coral Gables, Fla.
5/1	W	7-4	Jacksonville	Coral Gables, Fla.	4/27	W	7-6	Stetson	Coral Gables, Fla.
5/5	W	11-5	Mercer	Coral Gables, Fla.	4/28	W	9-4	Stetson	Coral Gables, Fla.
5/6	W	8-2	Mercer	Coral Gables, Fla.	5/1	W	12-4	Lynn	Coral Gables, Fla.
5/7	W	6-1	Mercer	Coral Gables, Fla.	5/3	W	3-2	USF	Coral Gables, Fla.
5/12	W	7-6	Clemson	Coral Gables, Fla.	5/4	W	9-5	USF	Coral Gables, Fla.
5/13	L	5-7	Clemson	Coral Gables, Fla.	5/5	L	4-10	USF	Coral Gables, Fla.
5/14	W	8-4	Clemson	Coral Gables, Fla.	5/8	W	10-2	FAU	Coral Gables, Fla.
5/18	L	1-4	Long Beach State	Long Beach, Calif.	5/10	W	9-1	Jacksonville	Jacksonville, Fla.
5/19	W	6-4	Long Beach State	Long Beach, Calif.	5/11	W	15-5	Jacksonville	Jacksonville, Fla.
5/20	W	3-2	Long Beach State	Long Beach, Calif.	5/12	W	16-2	Jacksonville	Jacksonville, Fla.
5/26+	W	3-1	Massachusetts	Coral Gables, Fla.	5/16	W	5-4	Cal State Fullerton	Coral Gables, Fla.
5/27+	W	11-10	USF	Coral Gables, Fla.	5/17	W	8-7	Cal State Fullerton	Coral Gables, Fla.
5/28+	W	8-4	North Carolina	Coral Gables, Fla.	5/18	L	6-7	Cal State Fullerton	Coral Gables, Fla.
5/29+	L	0-4	Texas A&M	Coral Gables, Fla.	5/23+	L	4-5	Sam Houston State	Austin, Texas
5/29+	W	5-2	Texas A&M	Coral Gables, Fla.	5/24+	W	5-2	Long Beach State	Austin, Texas
6/2#	W	15-10	USC	Omaha, Neb.	5/25+	W	9-7	Texas	Austin, Texas
6/4#	W	4-2	Florida State	Omaha, Neb.	5/26+	W	8-2	Missouri State	Austin, Texas
6/7#	L	5-7	USC	Omaha, Neb.	5/26+	W	8-4	UCLA	Austin, Texas
6/9#	L	3-7	USC	Omaha, Neb.	5/31#	W	7-3	Clemson	Omaha, Neb.
					6/2#	W	15-1	Alabama	Omaha, Neb.
					6/5#	W	14-5	Clemson	Omaha, Neb.
					6/8#	L	8-9	LSU	Omaha, Neb.

### 1996

### 50-14 (.781)

#### COLLEGE WORLD SERIES

1/31	W	25-0	Barry	Coral Gables, Fla.
2/2	L	4-7	Florida	Coral Gables, Fla.
2/3	W	5-1	Florida	Coral Gables, Fla.
2/9	W	8-3	Coastal Carolina	Coral Gables, Fla.
2/10	W	7-2	Coastal Carolina	Coral Gables, Fla.
2/11	W	16-11	Coastal Carolina	Coral Gables, Fla.
2/16	W	6-0	George Washington	Coral Gables, Fla.
2/17	W	14-1	George Washington	Coral Gables, Fla.
2/18	W	19-3	George Washington	Coral Gables, Fla.
2/21	W	12-3	FAU	Coral Gables, Fla.
2/24	L	7-8	Florida	Gainesville, Fla.
2/25	L	1-5	Florida	Gainesville, Fla.
3/1	W	14-10	Illinois	Coral Gables, Fla.
3/2	W	10-0	Illinois	Coral Gables, Fla.
3/3	W	6-4	Illinois	Coral Gables, Fla.
3/6	W	10-3	Michigan State	Coral Gables, Fla.
3/8	L	4-5	Rutgers	Coral Gables, Fla.
3/9	W	12-3	Rutgers	Coral Gables, Fla.
3/15	W	17-4	Maine	Coral Gables, Fla.
3/16	W	10-3	Maine	Coral Gables, Fla.
3/17	W	15-3	Maine	Coral Gables, Fla.
3/21	W	13-6	FIU	Coral Gables, Fla.
3/22	W	5-3	FIU	Coral Gables, Fla.
3/23	W	5-4	FIU	Coral Gables, Fla.
3/24	L	5-6	FIU	Coral Gables, Fla.
3/27	W	8-0	St. Thomas	Coral Gables, Fla.
3/29	W	10-3	Bethune-Cookman	Coral Gables, Fla.
3/30	W	20-3	Bethune-Cookman	Coral Gables, Fla.
4/2	W	13-2	Nova Southeastern	Coral Gables, Fla.
4/5	L	2-13	Florida State	Tallahassee, Fla.
4/6	W	1-2	Florida State	Tallahassee, Fla.
4/7	L	1-15	Florida State	Tallahassee, Fla.
4/10	W	15-2	St. Thomas	Coral Gables, Fla.
4/12	W	6-2	Florida State	Coral Gables, Fla.
4/13	W	9-8	Florida State	Coral Gables, Fla.
4/14	W	7-4	Florida State	Coral Gables, Fla.
4/16	L	1-12	Tennessee	Knoxville, Tenn.
4/17	L	2-4	Tennessee	Knoxville, Tenn.

### 1997

### 51-18 (.739)

#### COLLEGE WORLD SERIES

1/16	L	2-3	Hawaii	Honolulu, Hawaii
1/17	W	14-7	Hawaii	Honolulu, Hawaii
1/18	W	10-7	Hawaii	Honolulu, Hawaii
1/19	W	13-11	Hawaii	Honolulu, Hawaii
1/31	W	4-2	South Alabama	Coral Gables, Fla.
2/1	L	7-9	South Alabama	Coral Gables, Fla.
2/2	W	16-4	South Alabama	Coral Gables, Fla.
2/7	L	6-10	Stetson	Coral Gables, Fla.
2/8	W	7-0	Stetson	Coral Gables, Fla.
2/9	W	11-4	Stetson	Coral Gables, Fla.
2/15	L	1-2	Florida	Gainesville, Fla.
2/16	L	5-12	Florida	Gainesville, Fla.
2/17	L	10-11	Stetson	Deland, Fla.
2/21	W	8-7	Florida	Coral Gables, Fla.
2/22	W	4-1	Florida	Coral Gables, Fla.
2/25	W	8-3	Barry	Coral Gables, Fla.
2/28	L	3-4	Texas	Austin, Texas
3/1	L	3-22	Texas	Austin, Texas
3/2	L	12-13	Texas	Austin, Texas
3/6	W	5-0	FIU	Coral Gables, Fla.
3/7	L	3-4	FIU	Coral Gables, Fla.
3/8	W	10-3	FIU	Coral Gables, Fla.
3/9	W	9-0	FIU	Coral Gables, Fla.
3/12	W	17-3	Illinois State	Coral Gables, Fla.
3/14	W	5-2	Illinois	Coral Gables, Fla.
3/15	W	12-1	Illinois	Coral Gables, Fla.
3/16	W	3-2	Illinois	Coral Gables, Fla.
3/19	W	6-0	Liberty	Coral Gables, Fla.
3/21	W	7-2	C.W. Post	Coral Gables, Fla.
3/22	W	22-3	Toledo	Coral Gables, Fla.
3/24	W	13-2	USF	Tampa, Fla.
3/25	L	2-11	USF	Tampa, Fla.
3/27	W	10-2	Harvard	Coral Gables, Fla.
3/28	W	22-4	Harvard	Coral Gables, Fla.
3/29	L	6-9	Harvard	Coral Gables, Fla.

## ALL-TIME RESULTS

3/30E	L	1-2	Miami Marlins	Homestead, Fla.	3/21	W	8-2	North Carolina	Coral Gables, Fla.
4/4	W	10-1	Georgia Tech	Coral Gables, Fla.	3/22	W	4-2	North Carolina	Coral Gables, Fla.
4/5	W	9-4	Georgia Tech	Coral Gables, Fla.	3/25	W	8-6	Drexel	Homestead, Fla.
4/6	W	12-0	Georgia Tech	Coral Gables, Fla.	3/27	W	7-0	Harvard	Coral Gables, Fla.
4/9	W	12-2	St. Thomas	Coral Gables, Fla.	3/28	W	13-0	Harvard	Coral Gables, Fla.
4/11	W	9-5	Florida State	Tallahassee, Fla.	3/29	W	9-2	Harvard	Coral Gables, Fla.
4/12	W	8-5	Florida State	Tallahassee, Fla.	4/3	W	9-4	Florida State	Tallahassee, Fla.
4/13	L	7-8	Florida State	Tallahassee, Fla.	4/4	W	8-2	Florida State	Tallahassee, Fla.
4/18	W	6-2	Duke	Coral Gables, Fla.	4/5	W	9-6	Florida State	Tallahassee, Fla.
4/19	W	9-5	Duke	Coral Gables, Fla.	4/10	W	9-3	Bethune-Cookman	Coral Gables, Fla.
4/20	W	17-1	Duke	Coral Gables, Fla.	4/11	W	13-1	Bethune-Cookman	Coral Gables, Fla.
4/23	W	12-6	FAU	Coral Gables, Fla.	4/12	W	17-0	Bethune-Cookman	Coral Gables, Fla.
4/25	W	10-2	Coastal Carolina	Coral Gables, Fla.	4/15	W	4-2	FAU	Coral Gables, Fla.
4/27	W	10-2	Coastal Carolina	Coral Gables, Fla.	4/17	W	12-8	St. Thomas	Coral Gables, Fla.
4/27	W	7-3	Coastal Carolina	Coral Gables, Fla.	4/18	W	22-7	St. Thomas	Coral Gables, Fla.
4/30	W	13-8	FAU	Coral Gables, Fla.	4/22	W	23-3	FAU	Coral Gables, Fla.
5/2	W	9-1	Florida State	Coral Gables, Fla.	4/24	L	7-22	Georgia Tech	Atlanta, Ga.
5/3	W	7-6	Florida State	Coral Gables, Fla.	4/25	W	8-5	Georgia Tech	Atlanta, Ga.
5/4	L	3-7	Florida State	Coral Gables, Fla.	4/26	W	9-8	Georgia Tech	Atlanta, Ga.
5/9	W	12-1	Jacksonville	Coral Gables, Fla.	5/1	W	7-1	Florida State	Coral Gables, Fla.
5/10	L	14-23	Jacksonville	Coral Gables, Fla.	5/2	L	5-11	Florida State	Coral Gables, Fla.
5/11	W	10-1	Jacksonville	Coral Gables, Fla.	5/3	L	4-5	Florida State	Coral Gables, Fla.
5/15	W	20-3	Oral Roberts	Coral Gables, Fla.	5/8	W	14-8	Jacksonville	Jacksonville, Fla.
5/16	W	7-3	Oral Roberts	Coral Gables, Fla.	5/9	L	8-14	Jacksonville	Jacksonville, Fla.
5/17	W	7-3	Oral Roberts	Coral Gables, Fla.	5/10	W	14-6	Jacksonville	Jacksonville, Fla.
5/22+	W	11-4	Richmond	Coral Gables, Fla.	5/15	W	7-1	Georgia Southern	Coral Gables, Fla.
5/23+	W	5-2	FIU	Coral Gables, Fla.	5/16	W	13-0	Georgia Southern	Coral Gables, Fla.
5/24+	L	3-10	Arizona State	Coral Gables, Fla.	5/17	L	1-2	Georgia Southern	Coral Gables, Fla.
5/24+	W	6-5	Florida	Coral Gables, Fla.	5/21+	W	21-6	Bowling Green	Coral Gables, Fla.
5/25+	W	7-6	Arizona State	Coral Gables, Fla.	5/22+	L	5-6	North Carolina	Coral Gables, Fla.
5/25+	W	6-5	Arizona State	Coral Gables, Fla.	5/23+	W	13-0	Texas Tech	Coral Gables, Fla.
5/31#	W	7-3	UCLA	Omaha, Neb.	5/23+	W	14-2	South Carolina	Coral Gables, Fla.
6/2#	W	6-1	Alabama	Omaha, Neb.	5/24+	W	7-4	North Carolina	Coral Gables, Fla.
6/5#	L	6-8	Alabama	Omaha, Neb.	5/29#	W	3-1	Long Beach State	Omaha, Neb.
6/6#	L	2-6	Alabama	Omaha, Neb.	5/31#	L	2-9	Arizona State	Omaha, Neb.
					6/2#	L	3-6	Long Beach State	Omaha, Neb.

## 1998

## 51-12 (.810)

### COLLEGE WORLD SERIES

1/28	W	9-0	Barry	Coral Gables, Fla.
1/30	W	8-5	USF	Coral Gables, Fla.
1/31	W	10-3	USF	Coral Gables, Fla.
2/1	L	2-15	USF	Coral Gables, Fla.
2/7	W	11-8	Florida	Coral Gables, Fla.
2/8	W	17-11	Florida	Coral Gables, Fla.
2/11	W	2-1	FIU	Coral Gables, Fla.
2/14	L	5-19	Florida	Gainesville, Fla.
2/15	L	10-14	Florida	Gainesville, Fla.
2/17	W	18-3	Lynn	Coral Gables, Fla.
2/20	W	18-3	Notre Dame	Coral Gables, Fla.
2/21	W	27-2	Notre Dame	Coral Gables, Fla.
2/22	W	17-3	Notre Dame	Coral Gables, Fla.
2/27	W	5-4	Texas	Coral Gables, Fla.
2/28	W	9-5	Texas	Coral Gables, Fla.
3/1	L	7-8	Texas	Coral Gables, Fla.
3/6	W	15-1	Illinois	Coral Gables, Fla.
3/7	W	6-2	Furman	Coral Gables, Fla.
3/7	W	12-0	FIU	Coral Gables, Fla.
3/8	W	12-7	Illinois	Coral Gables, Fla.
3/13	W	9-4	Rutgers	Coral Gables, Fla.
3/14	W	10-2	Rutgers	Coral Gables, Fla.
3/15	W	18-6	Rutgers	Coral Gables, Fla.
3/17	W	15-1	Vermont	Coral Gables, Fla.
3/18	W	21-4	Iona	Coral Gables, Fla.
3/20	W	1-0	North Carolina	Coral Gables, Fla.

## NATIONAL CHAMPIONS

## 1999

## 50-13 (.794)

### COLLEGE WORLD SERIES

1/26	W	8-3	Barry	Coral Gables, Fla.
1/29	W	12-1	Stetson	Coral Gables, Fla.
1/30	W	4-3	Stetson (10)	Coral Gables, Fla.
2/6	L	4-7	Florida	Gainesville, Fla.
2/7	L	12-14	Florida	Gainesville, Fla.
2/10	L	3-4	FIU	Miami, Fla.
2/12	W	7-4	Florida	Coral Gables, Fla.
2/13	W	10-3	Florida	Coral Gables, Fla.
2/17	W	3-1	FAU	Coral Gables, Fla.
2/19	W	13-1	James Madison	Coral Gables, Fla.
2/20	W	12-3	James Madison	Coral Gables, Fla.
2/21	W	14-2	James Madison	Coral Gables, Fla.
2/26	W	7-1	Texas	Coral Gables, Fla.
2/27	W	6-4	Texas	Coral Gables, Fla.
2/28	W	14-11	Texas	Coral Gables, Fla.
3/5	L	3-4	Georgia	Coral Gables, Fla.
3/6	L	5-6	East Carolina	Coral Gables, Fla.
3/6	W	23-3	Ohio State	Coral Gables, Fla.
3/7	W	8-1	Georgia	Coral Gables, Fla.
3/12	W	16-1	Princeton	Coral Gables, Fla.
3/13	W	16-1	Princeton	Coral Gables, Fla.
3/14	W	15-6	Princeton	Coral Gables, Fla.

## ALL-TIME RESULTS

3/16	W	8-5	USF	Tampa, Fla.	3/8	L	11-13	Michigan State	Coral Gables, Fla.
3/17	W	9-4	USF	Tampa, Fla.	3/10	W	6-5	Rutgers	Coral Gables, Fla.
3/19	W	15-1	Marist	Homestead, Fla.	3/11	L	6-11	Rutgers	Coral Gables, Fla.
3/20	L	3-9	Iowa	Homestead, Fla.	3/12	W	5-3	Rutgers	Coral Gables, Fla.
3/26	W	12-3	New York Tech	Coral Gables, Fla.	3/15	W	6-1	Iona	Coral Gables, Fla.
3/27	W	20-0	New York Tech	Coral Gables, Fla.	3/17	W	12-5	Michigan	Coral Gables, Fla.
4/2	W	5-3	Clemson	Charlotte, N.C.	3/18	W	10-3	Michigan	Coral Gables, Fla.
4/3	L	5-7	Clemson	Charlotte, N.C.	3/19	T	6-6	Michigan (10)	Coral Gables, Fla.
4/4	W	14-11	Clemson	Charlotte, N.C.	3/22	W	4-2	Northwestern	Coral Gables, Fla.
4/9	W	7-4	NC State	Coral Gables, Fla.	3/24	L	5-6	Dartmouth	Coral Gables, Fla.
4/10	L	9-13	NC State	Coral Gables, Fla.	3/25	W	10-8	Dartmouth	Coral Gables, Fla.
4/11	W	7-6	NC State	Coral Gables, Fla.	3/26	W	6-1	Dartmouth	Coral Gables, Fla.
4/16	L	2-8	Florida State	Tallahassee, Fla.	3/28	W	5-2	FIU	Homestead, Fla.
4/17	W	4-3	Florida State	Tallahassee, Fla.	3/30	W	6-0	Harvard	Coral Gables, Fla.
4/18	W	8-7	Florida State	Tallahassee, Fla.	4/7	L	13-14	Florida State (17)	Tallahassee, Fla.
4/23	W	8-7	Florida State	Coral Gables, Fla.	4/8	L	2-12	Florida State	Tallahassee, Fla.
4/24	W	9-4	Florida State	Coral Gables, Fla.	4/9	L	4-5	Florida State	Tallahassee, Fla.
4/25	W	9-8	Florida State	Coral Gables, Fla.	4/14	W	7-3	Florida State	Coral Gables, Fla.
4/30	L	6-13	Elon	Coral Gables, Fla.	4/15	W	7-3	Florida State	Coral Gables, Fla.
5/1	W	11-0	Elon	Coral Gables, Fla.	4/16	L	3-14	Florida State	Coral Gables, Fla.
5/2	W	24-5	Elon	Coral Gables, Fla.	4/21	W	12-0	NC State	Durham, N.C.
5/4	L	7-12	FIU	Coral Gables, Fla.	4/22	W	19-1	NC State	Raleigh, N.C.
5/7	W	2-0	Jacksonville	Coral Gables, Fla.	4/23	L	4-5	NC State	Raleigh, N.C.
5/8	W	12-9	Jacksonville	Coral Gables, Fla.	4/28	W	6-3	Long Beach State	Coral Gables, Fla.
5/11	W	5-3	Notre Dame	South Bend, Ind.	4/29	W	12-2	Long Beach State	Coral Gables, Fla.
5/12	L	0-1	Notre Dame	South Bend, Ind.	4/30	L	4-6	Long Beach State	Coral Gables, Fla.
5/14	W	17-1	Winthrop	Coral Gables, Fla.	5/6	L	2-10	Georgia Tech	Coral Gables, Fla.
5/15	W	9-2	Winthrop	Coral Gables, Fla.	5/7	W	3-2	Georgia Tech	Coral Gables, Fla.
5/16	W	8-2	Winthrop	Coral Gables, Fla.	5/8	W	7-5	Georgia Tech	Coral Gables, Fla.
5/20	L	0-12	Long Beach State	Long Beach, Calif.	5/12	W	4-2	Jacksonville	Jacksonville, Fla.
5/21	W	9-7	Long Beach State	Long Beach, Calif.	5/13	W	14-6	Jacksonville	Jacksonville, Fla.
5/22	W	8-6	Long Beach State	Long Beach, Calif.	5/14	L	7-8	Jacksonville	Jacksonville, Fla.
5/28+	W	15-9	Bethune-Cookman	Coral Gables, Fla.	5/19	W	6-1	New York Tech	Coral Gables, Fla.
5/29+	W	6-4	FIU	Coral Gables, Fla.	5/20	W	9-8	New York Tech	Coral Gables, Fla.
5/30+	W	3-2	FAU	Coral Gables, Fla.	5/21	W	17-3	New York Tech	Coral Gables, Fla.
6/4S	W	10-2	Wake Forest	Coral Gables, Fla.	5/26+	W	19-5	Wagner	Coral Gables, Fla.
6/5S	W	8-1	Wake Forest	Coral Gables, Fla.	5/27+	W	11-5	Florida Atlantic	Coral Gables, Fla.
6/11#	W	8-4	Rice	Omaha, Neb.	5/28+	W	14-4	FIU	Coral Gables, Fla.
6/13#	W	8-1	Alabama	Omaha, Neb.	6/2S	L	2-9	Florida State	Tallahassee, Fla.
6/17#	W	5-2	Alabama	Omaha, Neb.	6/3S	W	7-5	Florida State	Tallahassee, Fla.
6/19#	W	6-5	Florida State	Omaha, Neb.	6/4S	L	1-6	Florida State	Tallahassee, Fla.

## 2000

41-19-1 (.672)

### NCAA TOURNAMENT

1/26	W	5-4	Lynn	Coral Gables, Fla.
1/28	W	6-3	Wake Forest	Orlando, Fla.
1/29	L	0-4	Clemson	Orlando, Fla.
1/30	L	0-9	North Carolina	Orlando, Fla.
2/4	W	16-8	Florida	Coral Gables, Fla.
2/5	W	17-1	Florida	Coral Gables, Fla.
2/9	L	2-7	FAU	Coral Gables, Fla.
2/12	L	3-4	Florida	Gainesville, Fla.
2/13	L	11-20	Florida	Gainesville, Fla.
2/15	W	5-3	Barry	Coral Gables, Fla.
2/18	W	8-3	USF	Coral Gables, Fla.
2/19	W	6-0	USF	Coral Gables, Fla.
2/20	W	3-2	USF	Coral Gables, Fla.
2/25	W	13-8	Villanova	Coral Gables, Fla.
2/26	W	10-1	Eastern Michigan	Homestead, Fla.
2/27	W	9-1	Eastern Michigan	Homestead, Fla.
3/1	L	6-7	FIU	Coral Gables, Fla.
3/3	W	19-2	C.W. Post	Coral Gables, Fla.
3/4	W	21-6	C.W. Post	Coral Gables, Fla.
3/5	W	33-0	C.W. Post	Coral Gables, Fla.

## NATIONAL CHAMPIONS

### 2001

53-12 (.815)

### COLLEGE WORLD SERIES

1/25	W	9-3	FAU	Coral Gables, Fla.
1/26	L	10-11	FAU	Boca Raton, Fla.
1/27	W	4-2	FAU	Coral Gables, Fla.
2/3	W	14-5	Florida	Gainesville, Fla.
2/7	W	4-3	FIU	Miami, Fla.
2/9	W	10-4	Florida	Coral Gables, Fla.
2/10	W	8-7	Florida	Coral Gables, Fla.
2/11	L	3-9	Oklahoma State	Coral Gables, Fla.
2/16	W	4-2	Elon	Coral Gables, Fla.
2/17	W	10-9	Elon (12)	Coral Gables, Fla.
2/18	W	7-4	Elon	Coral Gables, Fla.
2/21	L	10-17	FIU	Coral Gables, Fla.
2/23	W	10-2	FIU	Homestead, Fla.
2/24	W	2-0	FIU	Homestead, Fla.
2/25	W	14-0	Albany	Coral Gables, Fla.
3/2	W	8-6	San Diego State	Minneapolis, Minn.
3/3	W	10-1	Minnesota	Minneapolis, Minn.

## ALL-TIME RESULTS

3/4	W	8-2	Arkansas	Minneapolis, Minn.	3/3	L	6-8	Houston	Fullerton, Calif.
3/7	W	6-2	Pittsburgh	Coral Gables, Fla.	3/8	L	6-7	USF	Coral Gables, Fla.
3/9	L	4-6	Rutgers (11)	Coral Gables, Fla.	3/9	L	7-13	USF	Coral Gables, Fla.
3/10	W	13-2	Rutgers	Coral Gables, Fla.	3/10	W	8-5	USF	Coral Gables, Fla.
3/11	L	6-9	Rutgers	Coral Gables, Fla.	3/13	L	4-12	Ball State	Coral Gables, Fla.
3/13	W	8-2	USF	Tampa, Fla.	3/15	L	3-4	Rutgers	Coral Gables, Fla.
3/14	W	13-9	USF	Tampa, Fla.	3/16	W	8-3	Rutgers	Coral Gables, Fla.
3/16	W	14-13	East Carolina	Coral Gables, Fla.	3/17	L	5-9	Rutgers	Coral Gables, Fla.
3/17	L	2-7	East Carolina	Coral Gables, Fla.	3/20	L	10-13	Wisconsin-Milwaukee	Coral Gables, Fla.
3/18	W	8-4	East Carolina (8)	Coral Gables, Fla.	3/23	W	8-7	UCLA	Coral Gables, Fla.
3/21	W	2-1	Cornell (10)	Coral Gables, Fla.	3/24	W	8-2	UCLA	Coral Gables, Fla.
3/23	W	5-3	Northeastern	Coral Gables, Fla.	3/25	W	5-1	UCLA	Coral Gables, Fla.
3/24	W	5-2	Northeastern	Coral Gables, Fla.	3/26	W	5-3	Northwestern	Coral Gables, Fla.
3/25	W	5-3	Northeastern	Coral Gables, Fla.	3/29	L	2-3	Elon	Coral Gables, Fla.
3/30	L	2-8	Cal State Fullerton	Coral Gables, Fla.	3/30	L	8-11	Elon	Coral Gables, Fla.
3/31	L	5-8	Cal State Fullerton	Coral Gables, Fla.	3/31	W	5-4	Elon	Coral Gables, Fla.
4/1	L	2-9	Cal State Fullerton	Coral Gables, Fla.	4/5	L	3-13	Florida State	Tallahassee, Fla.
4/6	W	13-4	Savannah State	Coral Gables, Fla.	4/6	W	5-2	Florida State	Tallahassee, Fla.
4/7	W	7-2	Savannah State	Coral Gables, Fla.	4/7	L	7-9	Florida State	Tallahassee, Fla.
4/8	W	16-5	Savannah State	Coral Gables, Fla.	4/12	L	4-6	Florida State	Coral Gables, Fla.
4/13	L	9-10	Florida State	Coral Gables, Fla.	4/13	L	3-9	Florida State	Coral Gables, Fla.
4/14	W	5-4	Florida State	Coral Gables, Fla.	4/14	L	11-17	Florida State	Coral Gables, Fla.
4/15	W	7-1	Florida State	Coral Gables, Fla.	4/19	W	9-6	Long Beach State	Coral Gables, Fla.
4/20	W	7-5	Florida State	Tallahassee, Fla.	4/20	W	10-6	Long Beach State	Coral Gables, Fla.
4/21	W	9-6	Florida State	Tallahassee, Fla.	4/21	L	1-10	Long Beach State	Coral Gables, Fla.
4/22	W	7-4	Florida State	Tallahassee, Fla.	4/24	W	6-5	FAU	Coral Gables, Fla.
4/27	L	0-5	Virginia	Coral Gables, Fla.	4/26	L	4-5	North Carolina	Chapel Hill, N.C.
4/28	W	5-1	Virginia	Coral Gables, Fla.	4/27	W	4-3	North Carolina	Chapel Hill, N.C.
4/29	W	12-6	Virginia	Coral Gables, Fla.	4/28	L	4-5	North Carolina	Chapel Hill, N.C.
5/4	L	2-3	Jacksonville	Coral Gables, Fla.	5/2	L	7-9	FIU	Coral Gables, Fla.
5/5	W	13-3	Jacksonville	Coral Gables, Fla.	5/3	W	12-4	Bethune-Cookman	Coral Gables, Fla.
5/6	W	6-2	Jacksonville	Coral Gables, Fla.	5/4	L	1-3	Bethune-Cookman	Coral Gables, Fla.
5/11	W	12-4	Florida Southern	Coral Gables, Fla.	5/5	W	14-2	Bethune-Cookman	Coral Gables, Fla.
5/12	W	16-3	Florida Southern	Coral Gables, Fla.	5/10	L	6-7	Georgia Tech	Atlanta, Ga.
5/13	W	5-4	Florida Southern	Coral Gables, Fla.	5/11	W	10-2	Georgia Tech	Atlanta, Ga.
5/18	W	17-5	New York Tech	Coral Gables, Fla.	5/12	L	8-16	Georgia Tech	Atlanta, Ga.
5/19	W	14-7	New York Tech	Coral Gables, Fla.	5/17	L	9-11	Jacksonville	Coral Gables, Fla.
5/20	W	11-1	New York Tech	Coral Gables, Fla.	5/18	W	8-4	Jacksonville	Coral Gables, Fla.
5/25+	W	14-6	Bucknell	Coral Gables, Fla.	5/19	W	10-6	Jacksonville	Coral Gables, Fla.
5/26+	W	6-2	Florida	Coral Gables, Fla.	5/24	W	16-1	New York Tech	Coral Gables, Fla.
5/27+	W	16-8	Stetson	Coral Gables, Fla.	5/25	W	4-2	New York Tech	Coral Gables, Fla.
6/1\$	W	10-8	Clemson	Coral Gables, Fla.	5/26	W	11-5	New York Tech	Coral Gables, Fla.
6/2\$	W	14-6	Clemson	Coral Gables, Fla.	5/31+	W	9-1	FIU	Gainesville, Fla.
6/9#	W	21-13	Tennessee	Omaha, Neb.	6/1+	W	7-2	Florida	Gainesville, Fla.
6/11#	W	4-3	USC	Omaha, Neb.	6/2+	L	10-11	Florida (10)	Gainesville, Fla.
6/14#	W	12-6	Tennessee	Omaha, Neb.	6/2+	W	8-7	Florida	Gainesville, Fla.
6/16#	W	12-1	Stanford	Omaha, Neb.	6/7\$	L	7-10	South Carolina	Columbia, S.C.
					6/8\$	W	5-2	South Carolina	Columbia, S.C.
					6/9\$	L	4-6	South Carolina	Columbia, S.C.

## 2002

34-29 (.540)

### NCAA TOURNAMENT

2/1	W	5-4	Tennessee	Coral Gables, Fla.
2/2	L	4-7	Tennessee	Coral Gables, Fla.
2/3	W	9-4	Tennessee	Coral Gables, Fla.
2/6	L	1-7	FIU	Miami, Fla.
2/8	L	9-12	Florida	Coral Gables, Fla.
2/10	L	2-6	Florida	Coral Gables, Fla.
2/15	W	10-4	Minnesota	Coral Gables, Fla.
2/16	W	21-17	Minnesota	Coral Gables, Fla.
2/17	W	7-6	Minnesota	Coral Gables, Fla.
2/22	W	6-2	FIU	Homestead, Fla.
2/23	W	11-4	Kansas State	Homestead, Fla.
2/24	W	10-2	Lipscomb	Coral Gables, Fla.
3/1	L	10-11	USC	Fullerton, Calif.
3/2	W	5-3	Cal State Fullerton	Fullerton, Calif.

## 2003

45-17-1 (.714)

### COLLEGE WORLD SERIES

2/5	W	12-7	FIU	Coral Gables, Fla.
2/6	W	13-2	Campbell	Coral Gables, Fla.
2/7	W	10-3	Campbell	Coral Gables, Fla.
2/8	L	9-12	Campbell	Coral Gables, Fla.
2/14	W	9-2	Florida	Gainesville, Fla.
2/15	L	3-5	Florida	Gainesville, Fla.
2/21	W	6-3	San Diego State	Coral Gables, Fla.
2/22	W	4-1	San Diego State	Coral Gables, Fla.
2/23	W	6-3	San Diego State	Coral Gables, Fla.
2/28	L	7-8	The Citadel	Coral Gables, Fla.
3/1	W	6-1	The Citadel	Coral Gables, Fla.
3/2	W	14-6	The Citadel	Coral Gables, Fla.

## ALL-TIME RESULTS

3/7	W	5-2	Tennessee	Knoxville, Tenn.	3/4	W	9-3	Maine	Coral Gables, Fla.
3/8	W	8-4	Tennessee	Knoxville, Tenn.	3/5	W	6-3	Elon	Coral Gables, Fla.
3/9	W	10-4	Tennessee	Knoxville, Tenn.	3/6	W	24-0	Elon	Coral Gables, Fla.
3/11	W	3-2	USF	Coral Gables, Fla.	3/7	W	6-5	Elon	Coral Gables, Fla.
3/12	W	6-4	USF	Coral Gables, Fla.	3/10	W	10-8	Campbell	Coral Gables, Fla.
3/14	W	15-5	Rutgers	Coral Gables, Fla.	3/12	W	12-2	Rutgers	Coral Gables, Fla.
3/16	L	7-8	Rutgers	Coral Gables, Fla.	3/13	W	10-5	Rutgers	Coral Gables, Fla.
3/18	W	16-2	St. Peter's	Coral Gables, Fla.	3/14	W	6-5	Rutgers	Coral Gables, Fla.
3/19	W	9-8	Stony Brook	Coral Gables, Fla.	3/16	L	2-7	USF	Tampa, Fla.
3/21	W	18-8	Boston College	Coral Gables, Fla.	3/17	W	17-3	USF	Tampa, Fla.
3/22	W	17-5	Boston College	Coral Gables, Fla.	3/19	W	6-3	Illinois-Chicago	Coral Gables, Fla.
3/26	W	10-9	Harvard	Homestead, Fla.	3/20	W	6-4	Illinois-Chicago	Coral Gables, Fla.
3/28	W	7-6	Georgia Tech	Coral Gables, Fla.	3/21	W	13-1	Illinois-Chicago	Coral Gables, Fla.
3/29	W	13-8	Georgia Tech	Coral Gables, Fla.	3/24	L	4-5	FIU	Coral Gables, Fla.
3/30	W	17-16	Georgia Tech	Coral Gables, Fla.	3/27	W	6-1	Penn State	Coral Gables, Fla.
4/2	L	3-5	FAU	Coral Gables, Fla.	3/27	W	1-0	Penn State	Coral Gables, Fla.
4/4	W	8-5	Oral Roberts	Coral Gables, Fla.	3/28	W	11-3	Penn State	Coral Gables, Fla.
4/5	L	1-10	Oral Roberts	Coral Gables, Fla.	4/2	L	4-17	Georgia Tech	Atlanta, Ga.
4/6	W	11-8	Oral Roberts	Coral Gables, Fla.	4/3	W	9-7	Georgia Tech	Atlanta, Ga.
4/11	W	6-1	Virginia	Charlottesville, Va.	4/4	W	16-13	Georgia Tech	Atlanta, Ga.
4/12	W	10-4	Virginia	Charlottesville, Va.	4/9	L	5-6	Florida State	Coral Gables, Fla.
4/13	L	2-17	Virginia	Charlottesville, Va.	4/10	W	17-11	Florida State	Coral Gables, Fla.
4/16	W	6-4	FIU	Miami, Fla.	4/11	W	4-0	Florida State	Coral Gables, Fla.
4/18	L	2-4	Florida State	Coral Gables, Fla.	4/16	W	10-0	Florida State	Coral Gables, Fla.
4/19	L	4-6	Florida State	Coral Gables, Fla.	4/17	W	7-3	Florida State	Coral Gables, Fla.
4/20	T	7-7	Florida State	Coral Gables, Fla.	4/18	L	3-10	Florida State	Coral Gables, Fla.
4/25	L	0-1	Florida State	Tallahassee, Fla.	4/23	W	8-0	Virginia	Coral Gables, Fla.
4/26	W	14-3	Florida State	Tallahassee, Fla.	4/24	W	22-3	Virginia	Coral Gables, Fla.
4/27	L	0-12	Florida State	Tallahassee, Fla.	4/25	L	3-4	Virginia	Coral Gables, Fla.
5/2	W	27-1	Pace	Coral Gables, Fla.	4/30	W	6-1	Coastal Carolina	Coral Gables, Fla.
5/3	W	23-1	Pace	Coral Gables, Fla.	5/1	W	5-1	Coastal Carolina	Coral Gables, Fla.
5/4	W	20-2	Pace	Coral Gables, Fla.	5/2	W	13-11	Coastal Carolina	Coral Gables, Fla.
5/9	W	12-2	Jacksonville	Jacksonville, Fla.	5/7	W	6-4	Jacksonville	Coral Gables, Fla.
5/10	L	8-11	Jacksonville	Jacksonville, Fla.	5/8	W	12-4	Jacksonville	Coral Gables, Fla.
5/11	L	4-5	Jacksonville	Jacksonville, Fla.	5/9	W	7-4	Jacksonville	Coral Gables, Fla.
5/16	W	12-7	Savannah State	Coral Gables, Fla.	5/14	L	1-4	North Carolina	Coral Gables, Fla.
5/17	W	11-2	Savannah State	Coral Gables, Fla.	5/15	W	4-3	North Carolina	Coral Gables, Fla.
5/18	W	11-3	Savannah State	Coral Gables, Fla.	5/16	L	0-2	North Carolina	Coral Gables, Fla.
5/19	W	6-4	Savannah State	Coral Gables, Fla.	5/19	W	13-3	FAU	Coral Gables, Fla.
5/22	W	6-4	Long Beach State	Long Beach, Calif.	5/20	W	9-1	Ball State	Coral Gables, Fla.
5/23	W	3-2	Long Beach State	Long Beach, Calif.	5/21	W	4-2	Ball State	Coral Gables, Fla.
5/24	L	3-7	Long Beach State	Long Beach, Calif.	5/22	W	7-3	Ball State	Coral Gables, Fla.
5/30+	W	10-5	Bethune-Cookman	Coral Gables, Fla.	5/27	W	8-5	Long Beach State	Coral Gables, Fla.
5/31+	W	1-0	FAU	Coral Gables, Fla.	5/28	W	7-3	Long Beach State	Coral Gables, Fla.
6/1+	L	5-15	Florida	Coral Gables, Fla.	5/29	W	7-6	Long Beach State	Coral Gables, Fla.
6/1+	W	13-10	Florida	Coral Gables, Fla.	6/4+	W	6-3	St. Bonaventure	Coral Gables, Fla.
6/7S	W	10-9	NC State	Coral Gables, Fla.	6/5+	W	19-5	NC State	Coral Gables, Fla.
6/8S	W	11-5	NC State (II)	Coral Gables, Fla.	6/6+	W	19-6	FAU	Coral Gables, Fla.
6/14#	L	2-13	Texas	Omaha, Neb.	6/12S	W	8-7	Florida	Coral Gables, Fla.
6/16#	W	7-5	Missouri State	Omaha, Neb.	6/13S	W	3-1	Florida	Coral Gables, Fla.
6/17#	L	1-5	Texas	Omaha, Neb.	6/19#	W	9-5	LSU	Omaha, Neb.
					6/21#	L	3-6	Cal State Fullerton	Omaha, Neb.
					6/22#	L	11-15	South Carolina	Omaha, Neb.

## 2004

## 50-13 (.794)

### COLLEGE WORLD SERIES

2/13	L	0-3	Florida	Coral Gables, Fla.
2/14	W	4-1	Florida	Coral Gables, Fla.
2/15	W	19-5	Florida	Coral Gables, Fla.
2/20	W	8-7	Tennessee	Coral Gables, Fla.
2/21	L	11-14	Tennessee	Coral Gables, Fla.
2/22	W	14-3	Tennessee	Coral Gables, Fla.
2/26	L	7-11	FIU	Miami, Fla.
2/27	W	9-7	FIU	Homestead, Fla.
2/28	W	17-0	La Salle	Homestead, Fla.
2/29	W	9-2	Minnesota	Coral Gables, Fla.

## 2005

### NCAA TOURNAMENT

2/1	W	7-0	FIU	Coral Gables, Fla.
2/4	W	12-5	High Point	Coral Gables, Fla.
2/5	W	7-6	High Point (II)	Coral Gables, Fla.
2/6	W	10-1	High Point	Coral Gables, Fla.
2/11	W	11-9	USF	Coral Gables, Fla.
2/12	W	7-5	USF	Coral Gables, Fla.
2/13	W	9-4	USF	Coral Gables, Fla.
2/18	W	9-7	Florida	Gainesville, Fla.

## 41-19-1 (.672)



# ALL-TIME RESULTS

2/19	L	1-2	Florida (11)	Gainesville, Fla.	2/15	W	13-4	Louisville	Coral Gables, Fla.
2/20	L	11-14	Florida	Gainesville, Fla.	2/17	L	1-2	Florida	Coral Gables, Fla.
2/25	W	12-1	George Washington	Coral Gables, Fla.	2/18	L	1-4	Florida	Coral Gables, Fla.
2/26	L	4-5	George Washington	Coral Gables, Fla.	2/19	L	10-11	Florida	Coral Gables, Fla.
2/27	W	16-3	George Washington	Coral Gables, Fla.	2/25	W	4-3	Bethune-Cookman	Coral Gables, Fla.
3/2	W	5-1	Northeastern	Coral Gables, Fla.	2/25	W	9-1	Bethune-Cookman	Coral Gables, Fla.
3/4	W	6-1	NC State*	Coral Gables, Fla.	2/26	W	9-1	Bethune-Cookman	Coral Gables, Fla.
3/5	L	5-11	NC State*	Coral Gables, Fla.	3/3	W	4-0	Indiana	Coral Gables, Fla.
3/6	W	13-7	NC State*	Coral Gables, Fla.	3/4	W	7-2	Indiana	Coral Gables, Fla.
3/8	W	3-0	Pittsburgh	Coral Gables, Fla.	3/5	W	6-4	Indiana	Coral Gables, Fla.
3/11	W	14-3	Duke*	Coral Gables, Fla.	3/8	W	9-4	Michigan State	Coral Gables, Fla.
3/12	W	12-1	Duke*	Coral Gables, Fla.	3/10	W	14-3	Virginia Tech*	Coral Gables, Fla.
3/13	W	6-1	Duke*	Coral Gables, Fla.	3/11	W	12-3	Virginia Tech*	Coral Gables, Fla.
3/16	W	13-2	Rutgers	Coral Gables, Fla.	3/12	W	10-4	Virginia Tech*	Coral Gables, Fla.
3/18	W	11-2	Wake Forest*	Winston-Salem, N.C.	3/14	W	6-0	Fordham	Coral Gables, Fla.
3/19	L	6-13	Wake Forest*	Winston-Salem, N.C.	3/15	W	12-2	Manhattan	Coral Gables, Fla.
3/20	W	12-4	Wake Forest*	Winston-Salem, N.C.	3/17	W	3-0	Duke*	Durham, N.C.
3/23	W	11-3	FIU	Miami, Fla.	3/18	W	4-3	Duke*	Durham, N.C.
3/25	W	20-1	Georgia Tech*	Coral Gables, Fla.	3/19	W	7-1	Duke*	Durham, N.C.
3/26	L	6-17	Georgia Tech*	Coral Gables, Fla.	3/24	W	10-2	Maryland*	College Park, Md.
3/27	L	10-11	Georgia Tech*	Coral Gables, Fla.	3/25	L	4-5	Maryland*	College Park, Md.
3/31	W	1-0	Oral Roberts	Coral Gables, Fla.	3/26	W	3-1	Maryland*	College Park, Md.
4/1	W	17-6	Oral Roberts	Coral Gables, Fla.	3/31	L	6-8	Clemson*	Coral Gables, Fla.
4/2	L	3-4	Oral Roberts (12)	Coral Gables, Fla.	4/1	L	2-6	Clemson*	Coral Gables, Fla.
4/3	L	8-12	Oral Roberts	Coral Gables, Fla.	4/2	L	1-14	Clemson*	Coral Gables, Fla.
4/8	W	7-3	Virginia Tech*	Blacksburg, Va.	4/7	L	7-8	North Carolina*	Coral Gables, Fla.
4/9	W	20-5	Virginia Tech*	Salem, Va.	4/8	W	9-7	North Carolina*	Coral Gables, Fla.
4/10	W	9-5	Virginia Tech*	Salem, Va.	4/9	L	6-9	North Carolina*	Coral Gables, Fla.
4/15	W	17-7	North Carolina*	Chapel Hill, N.C.	4/14	W	7-3	Florida State*	Tallahassee, Fla.
4/16	W	18-9	North Carolina*	Chapel Hill, N.C.	4/15	L	1-16	Florida State*	Tallahassee, Fla.
4/17	T	7-7	North Carolina*	Chapel Hill, N.C.	4/16	W	7-5	Florida State*	Tallahassee, Fla.
4/22	W	5-3	Florida State*	Coral Gables, Fla.	4/21	L	2-8	Virginia*	Coral Gables, Fla.
4/23	W	5-2	Florida State*	Coral Gables, Fla.	4/22	L	7-15	Virginia*	Coral Gables, Fla.
4/24	L	1-13	Florida State *	Coral Gables, Fla.	4/23	W	9-8	Virginia (10)*	Coral Gables, Fla.
4/29	W	4-3	Maryland*	Coral Gables, Fla.	4/28	L	2-9	NC State*	Raleigh, N.C.
4/30	W	12-8	Maryland*	Coral Gables, Fla.	4/29	W	9-6	NC State*	Raleigh, N.C.
5/1	L	9-11	Maryland*	Coral Gables, Fla.	4/30	W	12-10	NC State*	Raleigh, N.C.
5/6	W	4-2	Jacksonville	Coral Gables, Fla.	5/5	W	5-2	Wright State	Coral Gables, Fla.
5/7	W	15-2	Jacksonville	Coral Gables, Fla.	5/6	W	14-1	Wright State	Coral Gables, Fla.
5/8	W	6-5	Jacksonville (10)	Coral Gables, Fla.	5/7	W	15-1	Wright State	Coral Gables, Fla.
5/13	W	7-6	Virginia*	Charlottesville, Va.	5/12	W	13-1	Wake Forest*	Coral Gables, Fla.
5/14	W	1-0	Virginia*	Charlottesville, Va.	5/13	W	11-10	Wake Forest (10)*	Coral Gables, Fla.
5/15	L	3-4	Virginia*	Charlottesville, Va.	5/14	L	5-8	Wake Forest*	Coral Gables, Fla.
5/19	L	5-15	Clemson*	Clemson, S.C.	5/18	W	8-7	Georgia Tech*	Atlanta, Ga.
5/20	L	2-9	Clemson*	Clemson, S.C.	5/19	L	5-14	Georgia Tech*	Atlanta, Ga.
5/21	L	2-6	Clemson*	Clemson, S.C.	5/20	L	7-12	Georgia Tech*	Atlanta, Ga.
5/25%	L	1-2	NC State	Jacksonville, Fla.	5/24%	L	1-2	Georgia Tech	Jacksonville, Fla.
5/26%	L	1-9	Clemson	Jacksonville, Fla.	5/25%	W	4-1	Wake Forest	Jacksonville, Fla.
6/3+	W	6-2	VCU	Coral Gables, Fla.	5/26%	L	4-7	Georgia Tech	Jacksonville, Fla.
6/4+	W	4-1	Mississippi State	Coral Gables, Fla.	6/2+	W	11-2	San Francisco	Lincoln, Neb.
6/5+	W	10-4	Mississippi State	Coral Gables, Fla.	6/3+	W	8-2	Manhattan	Lincoln, Neb.
6/10\$	L	1-3	Nebraska	Lincoln, Neb.	6/4+	W	10-4	Manhattan	Lincoln, Neb.
6/11\$	L	3-6	Nebraska	Lincoln, Neb.	6/10\$	L	9-11	Mississippi	Oxford, Miss.
					6/11\$	W	7-0	Mississippi	Oxford, Miss.
					6/12\$	W	14-9	Mississippi	Oxford, Miss.
					6/17#	W	11-1	Oregon State	Omaha, Neb.
					6/19#	L	2-3	Rice	Omaha, Neb.
					6/20#	L	1-8	Oregon State	Omaha, Neb.

## 2006

### COLLEGE WORLD SERIES

1/28	W	17-3	FIU	Coral Gables, Fla.
1/29	W	5-0	FIU	Miami, Fla.
2/3	W	16-4	Winthrop	Coral Gables, Fla.
2/5	L	3-8	Winthrop	Coral Gables, Fla.
2/5	L	3-4	Winthrop	Coral Gables, Fla.
2/10	W	3-1	UCLA	Los Angeles, Calif.
2/11	L	4-7	UCLA	Los Angeles, Calif.
2/12	W	5-2	UCLA	Los Angeles, Calif.

## 42-24 (.636)

## 2007

### NCAA TOURNAMENT

2/2	L	5-6	Mercer	Coral Gables, Fla.
2/3	L	5-8	Mercer	Coral Gables, Fla.
2/9	W	1-0	UCLA	Coral Gables, Fla.

## 37-24 (.607)

# ALL-TIME RESULTS

2/10	W	9-8	UCLA	Coral Gables, Fla.	2/26E	L	2-7	Miami Marlins	Jupiter, Fla.
2/11	W	7-3	UCLA	Coral Gables, Fla.	2/29	W	8-4	Florida	Coral Gables, Fla.
2/16	L	2-7	Florida	Gainesville, Fla.	3/1	W	8-5	Florida	Coral Gables, Fla.
2/17	L	5-7	Florida	Gainesville, Fla.	3/2	L	2-6	Florida	Coral Gables, Fla.
2/18	W	10-7	Florida	Gainesville, Fla.	3/4	W	9-2	Lehigh	Coral Gables, Fla.
2/23	L	10-7	Elon	Coral Gables, Fla.	3/7	W	10-7	Boston College*	Coral Gables, Fla.
2/24	W	17-4	Elon	Coral Gables, Fla.	3/8	W	8-3	Boston College*	Coral Gables, Fla.
2/25	W	6-3	Elon	Coral Gables, Fla.	3/9	W	7-1	Boston College*	Coral Gables, Fla.
3/2	W	14-8	Fordham	Coral Gables, Fla.	3/11	W	10-0	Penn State	Coral Gables, Fla.
3/3	W	8-1	Fordham	Coral Gables, Fla.	3/12	W	7-4	Maine	Coral Gables, Fla.
3/4	W	10-9	Fordham (10)	Coral Gables, Fla.	3/14	W	12-5	NC State*	Raleigh, N.C.
3/6	L	2-5	St. Bonaventure	Coral Gables, Fla.	3/15	W	2-1	NC State*	Raleigh, N.C.
3/7	W	7-2	La Salle	Coral Gables, Fla.	3/16	L	10-11	NC State*	Raleigh, N.C.
3/9	L	5-7	North Carolina*	Chapel Hill, N.C.	3/18	W	20-9	Cornell	Coral Gables, Fla.
3/10	L	1-3	North Carolina*	Chapel Hill, N.C.	3/19	W	13-1	NJIT	Coral Gables, Fla.
3/11	L	7-11	North Carolina*	Chapel Hill, N.C.	3/21	W	17-4	Wake Forest*	Coral Gables, Fla.
3/13	W	4-2	Maine	Coral Gables, Fla.	3/23	W	23-2	Wake Forest*	Coral Gables, Fla.
3/14	W	4-1	Rutgers	Coral Gables, Fla.	3/25	W	10-5	Bethune-Cookman	Coral Gables, Fla.
3/16	W	13-3	Maryland*	Coral Gables, Fla.	3/26	W	7-6	Bethune-Cookman	Coral Gables, Fla.
3/17	W	4-3	Maryland*	Coral Gables, Fla.	3/28	W	7-5	Duke (10)*	Durham, N.C.
3/18	L	4-5	Maryland*	Coral Gables, Fla.	3/29	W	8-1	Duke*	Durham, N.C.
3/23	L	1-4	Virginia*	Charlottesville, Va.	4/1	W	16-7	FAU	Coral Gables, Fla.
3/24	L	0-3	Virginia*	Charlottesville, Va.	4/2	W	13-2	FIU	Miami, Fla.
3/25	W	4-2	Virginia*	Charlottesville, Va.	4/4	W	6-4	Clemson*	Coral Gables, Fla.
3/30	W	10-3	Clemson*	Clemson, S.C.	4/5	W	15-5	Clemson*	Coral Gables, Fla.
3/31	L	1-4	Clemson*	Clemson, S.C.	4/6	W	7-6	Clemson*	Coral Gables, Fla.
4/1	W	7-6	Clemson*	Clemson, S.C.	4/8	W	4-2	FGCU (11)	Coral Gables, Fla.
4/4	W	10-9	FIU (10)	Coral Gables, Fla.	4/9	L	3-6	FAU	Coral Gables, Fla.
4/6	L	2-9	Georgia Tech*	Coral Gables, Fla.	4/12	W	10-5	Georgia Tech*	Atlanta, Ga.
4/7	W	5-2	Georgia Tech (11)*	Coral Gables, Fla.	4/12	W	15-5	Georgia Tech*	Atlanta, Ga.
4/8	W	8-7	Georgia Tech*	Coral Gables, Fla.	4/13	W	9-3	Georgia Tech*	Atlanta, Ga.
4/11	W	11-7	FIU	Miami, Fla.	4/16	W	12-10	FAU	Boca Raton, Fla.
4/13	L	3-5	NC State (13)*	Coral Gables, Fla.	4/18	W	11-4	Florida State*	Tallahassee, Fla.
4/14	W	5-1	NC State*	Coral Gables, Fla.	4/19	L	5-9	Florida State*	Tallahassee, Fla.
4/15	L	9-19	NC State*	Coral Gables, Fla.	4/20	W	11-10	Florida State*	Tallahassee, Fla.
4/18	L	2-3	North Florida	Coral Gables, Fla.	4/23	L	3-6	FIU	Coral Gables, Fla.
4/20	W	11-9	Virginia Tech*	Blacksburg, Va.	4/25	W	1-0	Virginia*	Coral Gables, Fla.
4/21	W	4-3	Virginia Tech*	Blacksburg, Va.	4/26	W	4-3	Virginia (10)*	Coral Gables, Fla.
4/22	W	9-5	Virginia Tech*	Blacksburg, Va.	4/27	W	10-0	Virginia*	Coral Gables, Fla.
4/25	W	7-3	Stetson	Coral Gables, Fla.	5/2	W	10-6	St. Mary's	Coral Gables, Fla.
4/27	L	6-7	Florida State*	Coral Gables, Fla.	5/3	W	5-0	St. Mary's	Coral Gables, Fla.
4/28	L	8-13	Florida State*	Coral Gables, Fla.	5/4	W	15-3	St. Mary's	Coral Gables, Fla.
4/29	W	7-1	Florida State*	Coral Gables, Fla.	5/9	W	12-4	Virginia Tech*	Blacksburg, Va.
5/4	W	3-2	Wright State	Coral Gables, Fla.	5/10	L	6-7	Virginia Tech*	Blacksburg, Va.
5/5	W	11-2	Wright State	Coral Gables, Fla.	5/10	W	9-2	Virginia Tech*	Blacksburg, Va.
5/6	W	13-5	Wright State	Coral Gables, Fla.	5/13	W	5-2	North Florida	Coral Gables, Fla.
5/11	W	9-8	Wake Forest (14)*	Winston-Salem, N.C.	5/15	W	12-2	North Carolina*	Coral Gables, Fla.
5/12	L	10-12	Wake Forest*	Winston-Salem, N.C.	5/16	L	6-10	North Carolina*	Coral Gables, Fla.
5/13	W	2-1	Wake Forest*	Winston-Salem, N.C.	5/17	L	11-12	North Carolina*	Coral Gables, Fla.
5/17	W	2-1	Duke*	Coral Gables, Fla.	5/21*	W	7-1	Clemson	Jacksonville, Fla.
5/18	W	5-1	Duke*	Coral Gables, Fla.	5/22*	W	15-12	Georgia Tech	Jacksonville, Fla.
5/19	W	14-5	Duke*	Coral Gables, Fla.	5/24*	W	5-2	NC State	Jacksonville, Fla.
5/23*	L	4-5	Clemson (13)	Jacksonville, Fla.	5/25*	W	8-4	Virginia	Jacksonville, Fla.
5/25*	W	9-3	Florida State	Jacksonville, Fla.	5/30+	W	7-4	Bethune-Cookman	Coral Gables, Fla.
5/26*	L	3-7	Wake Forest	Jacksonville, Fla.	5/31+	W	6-5	Missouri	Coral Gables, Fla.
6/1+	L	7-13	Louisville	Columbia, Mo.	6/1+	W	11-2	Mississippi	Coral Gables, Fla.
6/2+	W	8-7	Kent State	Columbia, Mo.	6/6S	L	3-6	Arizona	Coral Gables, Fla.
6/3+	L	7-8	Louisville	Columbia, Mo.	6/7S	W	14-10	Arizona	Coral Gables, Fla.
					6/8S	W	4-2	Arizona	Coral Gables, Fla.
					6/14#	L	4-7	Georgia	Omaha, Neb.
					6/16#	W	7-5	Florida State	Omaha, Neb.
					6/18#	L	3-8	Stanford	Omaha, Neb.

## 2008

## 53-11 (.828)

### COLLEGE WORLD SERIES

2/22	W	3-1	Cincinnati	Coral Gables, Fla.
2/23	W	6-4	Cincinnati	Coral Gables, Fla.
2/24	W	8-0	Cincinnati	Coral Gables, Fla.

# ALL-TIME RESULTS

2009

## NCAA TOURNAMENT

2/20	W	6-1	Rutgers	Coral Gables, Fla.
2/21	W	4-2	Rutgers	Coral Gables, Fla.
2/21	L	4-5	Rutgers	Coral Gables, Fla.
2/22	W	18-9	Rutgers	Coral Gables, Fla.
2/27	W	8-5	Florida	Gainesville, Fla.
2/28	W	2-1	Florida	Gainesville, Fla.
3/1	W	16-2	Florida	Gainesville, Fla.
3/3	L	0-3	Rhode Island	Coral Gables, Fla.
3/4	W	14-3	Mount St. Mary's	Coral Gables, Fla.
3/6	W	7-6	NC State (12)*	Coral Gables, Fla.
3/7	W	4-0	NC State*	Coral Gables, Fla.
3/8	W	9-7	NC State*	Coral Gables, Fla.
3/10	W	11-6	St. Joseph's	Coral Gables, Fla.
3/11	W	11-6	Pittsburgh	Coral Gables, Fla.
3/13	W	5-4	Duke*	Coral Gables, Fla.
3/14	L	0-2	Duke*	Coral Gables, Fla.
3/15	W	7-6	Duke*	Coral Gables, Fla.
3/17	W	8-0	St. Thomas	Coral Gables, Fla.
3/18	W	11-1	UMBC	Coral Gables, Fla.
3/20	L	4-9	Virginia*	Charlottesville, Va.
3/21	W	4-3	Virginia*	Charlottesville, Va.
3/22	W	7-5	Virginia (8)*	Charlottesville, Va.
3/24	L	1-7	Ohio State	Coral Gables, Fla.
3/25	W	13-6	FAU	Boca Raton, Fla.
3/27	L	9-13	Georgia Tech*	Coral Gables, Fla.
3/28	L	4-6	Georgia Tech*	Coral Gables, Fla.
3/29	W	6-2	Georgia Tech*	Coral Gables, Fla.
4/1	W	15-10	Barry	Coral Gables, Fla.
4/3	L	4-14	Florida State*	Coral Gables, Fla.
4/4	W	6-4	Florida State*	Coral Gables, Fla.
4/5	W	14-8	Florida State*	Coral Gables, Fla.
4/7	W	8-7	FAU	Coral Gables, Fla.
4/11	W	12-8	Clemson*	Clemson, S.C.
4/11	L	1-9	Clemson*	Clemson, S.C.
4/12	L	6-9	Clemson*	Clemson, S.C.
4/14	W	3-1	FAU	Coral Gables, Fla.
4/17	L	0-3	North Carolina*	Chapel Hill, N.C.
4/18	L	4-5	North Carolina (10)*	Chapel Hill, N.C.
4/19	L	1-4	North Carolina*	Chapel Hill, N.C.
4/22	W	13-7	FGCU	Coral Gables, Fla.
4/24	W	4-1	Virginia Tech*	Coral Gables, Fla.
4/25	L	4-7	Virginia Tech*	Coral Gables, Fla.
4/26	W	11-3	Virginia Tech*	Coral Gables, Fla.
4/28	L	1-10	North Florida	Coral Gables, Fla.
5/1	W	5-1	Boston College*	Chestnut Hill, Mass.
5/2	W	7-5	Boston College*	Brockton, Mass.
5/3	L	3-13	Boston College*	Chestnut Hill, Mass.
5/8	L	0-1	Bethune-Cookman	Coral Gables, Fla.
5/9	W	14-4	Bethune-Cookman	Coral Gables, Fla.
5/10	L	2-5	Bethune-Cookman	Coral Gables, Fla.
5/14	W	23-5	Wake Forest*	Winston-Salem, N.C.
5/16	W	19-6	Wake Forest*	Winston-Salem, N.C.
5/16	W	4-2	Wake Forest*	Winston-Salem, N.C.
5/20%	W	8-6	Georgia Tech	Durham, N.C.
5/21%	L	2-4	Florida State	Durham, N.C.
5/22%	L	1-10	Boston College	Durham, N.C.
5/29+	W	9-4	Jacksonville	Gainesville, Fla.
5/30+	L	2-8	Florida	Gainesville, Fla.
5/31+	W	4-0	Jacksonville	Gainesville, Fla.
5/31+	L	5-16	Florida	Gainesville, Fla.

38-22 (.633)

2010

43-20 (.683)

## NCAA TOURNAMENT

2/19	W	12-1	Rutgers	Coral Gables, Fla.
2/20	W	10-8	Rutgers	Coral Gables, Fla.
2/21	W	9-7	Rutgers	Coral Gables, Fla.
2/26	W	7-3	Manhattan	Coral Gables, Fla.
2/27	W	18-1	Manhattan	Coral Gables, Fla.
2/28	L	7-12	Manhattan	Coral Gables, Fla.
3/2	W	15-2	USF	Tampa, Fla.
3/5	L	1-7	Florida	Coral Gables, Fla.
3/6	W	9-6	Florida	Coral Gables, Fla.
3/7	L	2-4	Florida	Coral Gables, Fla.
3/9	W	19-2	UCF	Orlando, Fla.
3/12	L	0-3	Boston College*	Coral Gables, Fla.
3/13	W	7-1	Boston College*	Coral Gables, Fla.
3/14	W	11-4	Boston College*	Coral Gables, Fla.
3/16	L	3-4	Fordham	Coral Gables, Fla.
3/17	W	9-8	Fordham	Coral Gables, Fla.
3/19	W	3-1	Duke*	Durham, N.C.
3/20	W	11-3	Duke*	Durham, N.C.
3/21	W	7-6	Duke*	Durham, N.C.
3/23	L	3-6	UCF	Coral Gables, Fla.
3/26	W	6-5	NC State*	Raleigh, N.C.
3/27	L	6-7	NC State (11)*	Raleigh, N.C.
3/28	W	4-0	NC State*	Raleigh, N.C.
3/31	W	12-5	FAU	Coral Gables, Fla.
4/2	W	7-4	Wake Forest*	Coral Gables, Fla.
4/3	W	9-8	Wake Forest (11)*	Coral Gables, Fla.
4/4	W	10-1	Wake Forest*	Coral Gables, Fla.
4/6	W	8-5	FAU	Boca Raton, Fla.
4/7	W	11-0	FAU	Coral Gables, Fla.
4/9	L	7-9	Virginia Tech*	Blacksburg, Va.
4/10	W	9-2	Virginia Tech*	Blacksburg, Va.
4/11	L	2-4	Virginia Tech*	Blacksburg, Va.
4/14	W	9-0	FGCU	Ft Myers, Fla.
4/16	W	7-5	North Carolina*	Coral Gables, Fla.
4/17	W	11-1	North Carolina*	Coral Gables, Fla.
4/18	W	5-2	North Carolina (8)*	Coral Gables, Fla.
4/20	W	5-2	Bethune-Cookman	Coral Gables, Fla.
4/23	W	6-5	Florida State*	Tallahassee, Fla.
4/24	L	7-8	Florida State*	Tallahassee, Fla.
4/25	L	6-7	Florida State*	Tallahassee, Fla.
4/27	W	9-6	St. Thomas	Coral Gables, Fla.
4/28	W	14-7	USF	Coral Gables, Fla.
4/30	W	5-1	Maryland*	Coral Gables, Fla.
5/1	W	6-4	Maryland*	Coral Gables, Fla.
5/2	W	9-1	Maryland*	Coral Gables, Fla.
5/7	W	6-0	Barry	Coral Gables, Fla.
5/8	W	11-1	Barry	Coral Gables, Fla.
5/14	L	3-14	Georgia Tech*	Atlanta, Ga.
5/15	W	9-2	Georgia Tech*	Atlanta, Ga.
5/16	L	3-6	Georgia Tech*	Atlanta, Ga.
5/18	W	5-4	FGCU	Coral Gables, Fla.
5/20	W	5-4	Virginia (11)*	Coral Gables, Fla.
5/21	L	1-3	Virginia*	Coral Gables, Fla.
5/22	L	4-7	Virginia*	Coral Gables, Fla.
5/26%	W	9-3	Florida State	Greensboro, N.C.
5/27%	L	10-12	Boston College (12)	Greensboro, N.C.
5/29%	L	8-12	Virginia	Greensboro, N.C.
6/4+	W	12-8	Dartmouth	Coral Gables, Fla.
6/5+	W	14-1	Texas A&M	Coral Gables, Fla.
6/6+	L	7-11	Texas A&M	Coral Gables, Fla.
6/7+	W	10-3	Texas A&M	Coral Gables, Fla.
6/11\$	L	2-7	Florida	Gainesville, Fla.
6/12\$	L	3-4	Florida (10)	Gainesville, Fla.

# ALL-TIME RESULTS

2011

38-23 (.623)

2012

36-23 (.610)

## NCAA TOURNAMENT

2/18	W	2-1	Rutgers (11)	Coral Gables, Fla.
2/19	L	5-6	Rutgers (10)	Coral Gables, Fla.
2/20	W	5-3	Rutgers	Coral Gables, Fla.
2/23	L	4-7	FAU	Boca Raton, Fla.
2/24	W	6-3	Appalachian State	Coral Gables, Fla.
2/25	L	5-7	Appalachian State	Coral Gables, Fla.
2/26	W	10-0	Appalachian State	Coral Gables, Fla.
2/27E	W	9-8	Miami Marlins	Jupiter, Fla.
3/1	L	2-4	USF	Tampa, Fla.
3/4	L	3-8	Florida	Gainesville, Fla.
3/5	L	0-1	Florida	Gainesville, Fla.
3/6	L	3-5	Florida	Gainesville, Fla.
3/8	W	1-0	Illinois State (11)	Coral Gables, Fla.
3/9	L	2-9	Illinois State	Coral Gables, Fla.
3/11	W	3-1	Virginia Tech*	Coral Gables, Fla.
3/12	W	2-1	Virginia Tech*	Coral Gables, Fla.
3/13	W	11-1	Virginia Tech*	Coral Gables, Fla.
3/15	W	7-3	FAU	Coral Gables, Fla.
3/18	W	4-1	Wake Forest*	Winston-Salem, N.C.
3/19	W	4-3	Wake Forest*	Winston-Salem, N.C.
3/20	W	5-3	Wake Forest*	Winston-Salem, N.C.
3/22	W	4-1	UCF	Coral Gables, Fla.
3/23	W	5-2	FGCU	Coral Gables, Fla.
3/25	L	3-8	Georgia Tech*	Coral Gables, Fla.
3/26	L	3-12	Georgia Tech (10)*	Coral Gables, Fla.
3/27	L	1-3	Georgia Tech*	Coral Gables, Fla.
3/29	W	13-2	FGCU	Coral Gables, Fla.
4/3	W	19-4	Boston College*	Chestnut Hill, Mass.
4/3	W	7-6	Boston College (5)*	Chestnut Hill, Mass.
4/6	W	8-1	FGCU	Ft. Myers, Fla.
4/8	W	4-1	NC State*	Coral Gables, Fla.
4/9	W	14-13	NC State (10)*	Coral Gables, Fla.
4/10	W	3-0	NC State*	Coral Gables, Fla.
4/13	W	10-5	Barry	Coral Gables, Fla.
4/15	W	10-4	Maryland*	College Park, Md.
4/17	L	2-10	Maryland*	College Park, Md.
4/17	W	5-2	Maryland*	College Park, Md.
4/20	W	5-3	Bethune-Cookman	Coral Gables, Fla.
4/23	W	13-6	North Carolina (10)*	Chapel Hill, N.C.
4/23	W	5-3	North Carolina*	Chapel Hill, N.C.
4/24	L	1-8	North Carolina*	Chapel Hill, N.C.
4/27	W	14-5	USF	Coral Gables, Fla.
4/29	L	5-6	Florida State*	Coral Gables, Fla.
4/30	L	0-2	Florida State*	Coral Gables, Fla.
5/1	W	5-1	Florida State*	Coral Gables, Fla.
5/6	W	16-4	Hofstra	Coral Gables, Fla.
5/7	W	9-3	Hofstra	Coral Gables, Fla.
5/8	L	0-5	Hofstra	Coral Gables, Fla.
5/13	W	6-2	Virginia*	Charlottesville, Va.
5/14	L	2-3	Virginia*	Charlottesville, Va.
5/15	L	4-5	Virginia*	Charlottesville, Va.
5/17	L	4-7	FAU	Coral Gables, Fla.
5/19	W	4-1	Duke*	Coral Gables, Fla.
5/20	L	0-2	Duke*	Coral Gables, Fla.
5/21	W	5-2	Duke*	Coral Gables, Fla.
5/26%	W	7-3	North Carolina	Durham, N.C.
5/27%	L	4-6	Virginia	Durham, N.C.
5/28%	W	4-2	Wake Forest	Durham, N.C.
6/3+	W	7-2	Jacksonville	Gainesville, Fla.
6/4+	L	4-5	Florida	Gainesville, Fla.
6/5+	W	6-3	Jacksonville	Gainesville, Fla.
6/5+	L	4-11	Florida	Gainesville, Fla.

## NCAA TOURNAMENT

2/17	W	6-2	Rutgers	Coral Gables, Fla.
2/18	W	4-1	Rutgers	Coral Gables, Fla.
2/19	W	9-7	Rutgers	Coral Gables, Fla.
2/22	W	3-0	FGCU	Ft. Myers, Fla.
2/24	W	15-4	Albany	Coral Gables, Fla.
2/25	W	11-1	Albany	Coral Gables, Fla.
2/26	W	12-5	Albany	Coral Gables, Fla.
2/29	W	10-5	FAU	Coral Gables, Fla.
3/2	L	5-7	Florida	Coral Gables, Fla.
3/3	L	5-13	Florida	Coral Gables, Fla.
3/4	L	5-8	Florida	Coral Gables, Fla.
3/6E	L	6-7	Miami Marlins	Miami, Fla.
3/7	W	4-3	Miami (OH)	Coral Gables, Fla.
3/9	W	7-3	Boston College*	Coral Gables, Fla.
3/10	W	5-3	Boston College*	Coral Gables, Fla.
3/11	W	4-1	Boston College*	Coral Gables, Fla.
3/13	W	11-6	Illinois State	Coral Gables, Fla.
3/14	W	3-2	UCF	Orlando, Fla.
3/16	L	1-5	Duke*	Durham, N.C.
3/17	W	2-1	Duke*	Durham, N.C.
3/18	W	7-1	Duke*	Durham, N.C.
3/21	W	8-5	FAU	Boca Raton, Fla.
3/23	W	4-1	Maryland*	Coral Gables, Fla.
3/24	W	9-1	Maryland*	Coral Gables, Fla.
3/25	L	4-6	Maryland*	Coral Gables, Fla.
3/28	W	11-4	St. Thomas	Coral Gables, Fla.
3/30	L	1-3	Clemson*	Clemson, S.C.
3/31	L	1-3	Clemson*	Clemson, S.C.
4/1	W	4-2	Clemson*	Clemson, S.C.
4/4	L	1-4	UCF	Coral Gables, Fla.
4/6	W	8-0	North Carolina*	Coral Gables, Fla.
4/7	W	4-3	North Carolina (14)*	Coral Gables, Fla.
4/8	W	4-0	North Carolina*	Coral Gables, Fla.
4/11	L	2-4	FGCU	Coral Gables, Fla.
4/13	W	6-4	Virginia Tech*	Blacksburg, Va.
4/14	L	4-5	Virginia Tech*	Blacksburg, Va.
4/15	L	2-3	Virginia Tech*	Blacksburg, Va.
4/18	W	3-2	Stetson	Coral Gables, Fla.
4/20	L	2-11	Florida State*	Tallahassee, Fla.
4/21	L	1-6	Florida State*	Tallahassee, Fla.
4/22	L	7-8	Florida State*	Tallahassee, Fla.
4/24	W	3-1	FAU	Coral Gables, Fla.
4/28	L	3-7	Virginia*	Coral Gables, Fla.
4/29	L	4-7	Virginia*	Coral Gables, Fla.
4/30	L	4-7	Virginia*	Coral Gables, Fla.
5/4	W	7-0	Bethune-Cookman	Coral Gables, Fla.
5/5	W	5-4	Bethune-Cookman	Coral Gables, Fla.
5/6	W	4-3	Bethune-Cookman	Coral Gables, Fla.
5/11	W	11-0	Wake Forest*	Coral Gables, Fla.
5/12	L	2-7	Wake Forest*	Coral Gables, Fla.
5/13	W	6-3	Wake Forest*	Coral Gables, Fla.
5/17	W	5-4	Georgia Tech*	Atlanta, Ga.
5/18	W	8-6	Georgia Tech*	Atlanta, Ga.
5/19	L	1-2	Georgia Tech*	Atlanta, Ga.
5/23%	L	2-3	NC State	Greensboro, N.C.
5/24%	W	5-3	North Carolina	Greensboro, N.C.
5/25%	W	6-3	Wake Forest	Greensboro, N.C.
5/27%	L	5-8	Georgia Tech	Greensboro, N.C.
6/1+	L	2-10	Stony Brook	Coral Gables, Fla.
6/2+	L	2-12	Missouri State	Coral Gables, Fla.

# ALL-TIME RESULTS

2013

## NCAA TOURNAMENT

2/16	W	5-4	Rutgers	Coral Gables, Fla.
2/16	W	4-1	Rutgers (7)	Coral Gables, Fla.
2/17	W	7-0	Rutgers	Coral Gables, Fla.
2/20	W	5-4	FAU (11)	Boca Raton, Fla.
2/22	W	6-1	Milwaukee	Coral Gables, Fla.
2/23	W	6-1	Milwaukee	Coral Gables, Fla.
2/24	W	7-6	Milwaukee	Coral Gables, Fla.
2/26	W	5-4	St. Thomas	Coral Gables, Fla.
2/27	W	5-1	Barry	Coral Gables, Fla.
3/1	W	3-2	Florida	Gainesville, Fla.
3/2	L	4-6	Florida	Gainesville, Fla.
3/3	L	3-6	Florida	Gainesville, Fla.
3/5	W	6-2	Maine	Coral Gables, Fla.
3/6	W	5-0	UCF	Coral Gables, Fla.
3/8	L	2-4	Duke*	Coral Gables, Fla.
3/9	L	2-9	Duke*	Coral Gables, Fla.
3/10	W	5-3	Duke*	Coral Gables, Fla.
3/12	L	6-17	Illinois State	Coral Gables, Fla.
3/13	W	9-2	Illinois State	Coral Gables, Fla.
3/15	W	4-1	North Carolina*	Chapel Hill, N.C.
3/16	L	2-14	North Carolina*	Chapel Hill, N.C.
3/17	L	1-4	North Carolina*	Chapel Hill, N.C.
3/19	W	9-6	Columbia	Coral Gables, Fla.
3/20	W	6-4	Columbia	Coral Gables, Fla.
3/22	W	11-9	Virginia Tech*	Coral Gables, Fla.
3/23	W	2-0	Virginia Tech*	Coral Gables, Fla.
3/24	L	5-8	Virginia Tech (10)*	Coral Gables, Fla.
3/27	L	1-6	FAU	Coral Gables, Fla.
3/29	L	4-15	Virginia*	Charlottesville, Va.
3/30	L	1-8	Virginia*	Charlottesville, Va.
3/31	W	4-3	Virginia*	Charlottesville, Va.
4/3	L	3-5	Bethune-Cookman	Coral Gables, Fla.
4/5	L	2-4	Florida State*	Coral Gables, Fla.
4/6	W	6-0	Florida State*	Coral Gables, Fla.
4/7	L	1-5	Florida State*	Coral Gables, Fla.
4/10	W	8-2	Stetson	Coral Gables, Fla.
4/12	W	1-0	Maryland (13)*	College Park, Md.
4/13	W	5-3	Maryland*	College Park, Md.
4/14	L	2-7	Maryland*	College Park, Md.
4/17	W	6-1	Bethune-Cookman	Coral Gables, Fla.
4/19	L	0-1	Clemson*	Coral Gables, Fla.
4/20	W	2-1	Clemson*	Coral Gables, Fla.
4/21	W	7-0	Clemson*	Coral Gables, Fla.
4/24	W	6-4	FAU	Coral Gables, Fla.
4/26	L	0-1	Boston College*	Chestnut Hill, Mass.
4/27	W	5-0	Boston College*	Chestnut Hill, Mass.
4/28	L	2-3	Boston College (11)*	Chestnut Hill, Mass.
5/3	W	12-3	St. John's	Coral Gables, Fla.
5/4	W	4-2	St. John's	Coral Gables, Fla.
5/5	W	6-4	St. John's	Coral Gables, Fla.
5/10	W	8-3	Wake Forest*	Winston-Salem, N.C.
5/11	L	4-5	Wake Forest*	Winston-Salem, N.C.
5/12	L	3-9	Wake Forest*	Winston-Salem, N.C.
5/16	W	8-3	Georgia Tech*	Coral Gables, Fla.
5/17	W	11-7	Georgia Tech*	Coral Gables, Fla.
5/18	L	1-10	Georgia Tech*	Coral Gables, Fla.
5/23%	L	0-10	North Carolina (8)	Durham, N.C.
5/24%	L	1-7	NC State	Durham, N.C.
5/25%	W	7-0	Clemson	Durham, N.C.
5/31+	W	7-0	Oklahoma State	Louisville, Ky.
6/1+	L	4-6	Louisville	Louisville, Ky.
6/2+	L	1-7	Oklahoma State	Louisville, Ky.

37-25 (.597)

2014

## NCAA TOURNAMENT

2/14	W	6-3	Maine	Coral Gables, Fla.
2/15	L	1-3	Maine	Coral Gables, Fla.
2/16	W	11-2	Maine	Coral Gables, Fla.
2/19	L	2-5	FAU	Coral Gables, Fla.
2/21	W	6-4	Florida	Coral Gables, Fla.
2/22	W	5-2	Florida	Coral Gables, Fla.
2/23	L	4-6	Florida	Coral Gables, Fla.
2/26E	L	2-5	Miami Marlins	Jupiter, Fla.
2/28	W	3-1	Florida State	Tallahassee, Fla.
3/1	L	2-10	Florida State	Tallahassee, Fla.
3/2	L	6-13	Florida State	Tallahassee, Fla.
3/4	W	17-0	Villanova	Coral Gables, Fla.
3/5	W	7-2	Villanova	Coral Gables, Fla.
3/7	W	6-2	Boston College*	Coral Gables, Fla.
3/8	W	5-2	Boston College*	Coral Gables, Fla.
3/9	W	4-3	Boston College*	Coral Gables, Fla.
3/11	L	3-7	Bethune-Cookman	Coral Gables, Fla.
3/12	L	3-7	Stetson	DeLand, Fla.
3/14	W	10-8	Georgia Tech*	Atlanta, Ga.
3/15	L	7-13	Georgia Tech* (G1)	Atlanta, Ga.
3/15	L	2-3	Georgia Tech* (G2)	Atlanta, Ga.
3/18	L	2-9	UCF	Coral Gables, Fla.
3/19	W	5-2	FGCU (10)	Fort Myers, Fla.
3/22	W	7-1	Virginia*	Coral Gables, Fla.
3/23	L	3-8	Virginia* (11)	Coral Gables, Fla.
3/24	L	3-5	Virginia*	Coral Gables, Fla.
3/26	W	4-0	FGCU	Coral Gables, Fla.
3/28	W	2-1	NC State*	Raleigh, N.C.
3/29	W	2-1	NC State*	Raleigh, N.C.
3/30	W	12-5	NC State*	Raleigh, N.C.
4/2	W	10-1	Bethune-Cookman	Coral Gables, Fla.
4/4	W	8-7	Virginia Tech*	Blacksburg, Va.
4/5	W	4-3	Virginia Tech*	Blacksburg, Va.
4/6	W	9-2	Virginia Tech*	Blacksburg, Va.
4/9	W	5-0	UCF	Orlando, Fla.
4/11	W	12-2	Pittsburgh*	Coral Gables, Fla.
4/12	W	1-0	Pittsburgh*	Coral Gables, Fla.
4/13	W	7-2	Pittsburgh*	Coral Gables, Fla.
4/16	W	2-1	FAU	Coral Gables, Fla.
4/19	W	3-2	Notre Dame*	Coral Gables, Fla.
4/20	L	4-7	Notre Dame*	Coral Gables, Fla.
4/21	W	6-3	Notre Dame*	Coral Gables, Fla.
4/23	W	10-9	FAU	Boca Raton, Fla.
4/25	W	5-2	Clemson*	Clemson, S.C.
4/26	W	3-2	Clemson* (12)	Clemson, S.C.
4/27	W	10-2	Clemson*	Clemson, S.C.
5/2	W	11-1	Alabama State	Coral Gables, Fla.
5/3	L	5-6	Alabama State	Coral Gables, Fla.
5/4	W	6-3	Alabama State	Coral Gables, Fla.
5/7	W	7-3	FGCU	Coral Gables, Fla.
5/9	W	6-1	Duke*	Durham, N.C.
5/10	W	9-1	Duke*	Durham, N.C.
5/11	W	4-3	Duke*	Durham, N.C.
5/16	W	6-5	North Carolina* (16) (G1)	Coral Gables, Fla.
5/16	L	2-11	North Carolina* (G2)	Coral Gables, Fla.
5/17	W	2-0	North Carolina*	Coral Gables, Fla.
5/21%	L	3-6	Georgia Tech	Greensboro, N.C.
5/22%	L	2-3	Clemson	Greensboro, N.C.
5/24%	W	6-5	Duke (12)	Greensboro, N.C.
5/30+	W	1-0	Bethune-Cookman	Coral Gables, Fla.
5/31+	L	0-3	Texas Tech	Coral Gables, Fla.
6/1+	W	10-0	Bethune-Cookman	Coral Gables, Fla.
6/1+	W	2-1	Texas Tech (10)	Coral Gables, Fla.
6/2+	L	0-4	Texas Tech	Coral Gables, Fla.

44-19 (.698)

## ALL-TIME RESULTS

## 2015

## COLLEGE WORLD SERIES

2/13	W	5-2	Rutgers
2/14	W	9-5	Rutgers (G1)
2/14	W	9-3	Rutgers (G2)
2/15	W	25-4	Rutgers
2/18	L	3-5	FAU
2/20	L	3-4	Florida
2/21	W	7-2	Florida
2/22	L	1-2	Florida
2/25	W	5-3	Barry
2/27	W	8-7	Wright State
2/28	W	4-3	Wright State
3/1	L	6-12	Wright State
3/4	W	7-3	FGCU
3/7	L	6-9	Louisville* (G1)
3/7	W	9-5	Louisville* (G2)
3/8	L	4-5	Louisville*
3/10	W	15-4	FGCU
3/11	W	7-0	Stetson
3/13	W	3-2	NC State* (10)
3/14	W	9-2	NC State*
3/15	W	6-0	NC State*
3/17	W	9-1	Army
3/20	W	15-2	Wake Forest*
3/21	W	12-7	Wake Forest*
3/22	L	4-10	Wake Forest*
3/25	L	1-8	FGCU
3/27	W	4-3	North Carolina*
3/28	W	4-3	North Carolina* (11)
3/29	L	3-10	North Carolina*
4/1	W	13-3	Bethune-Cookman
4/3	W	4-3	Duke*
4/4	W	3-2	Duke*
4/5	W	10-0	Duke*
4/8	W	4-3	FAU (10)
4/10	W	11-1	Virginia Tech*
4/11	W	14-4	Virginia Tech*
4/12	W	9-1	Virginia Tech*
4/15	W	4-2	UCF
4/17	L	4-5	Virginia*
4/18	L	2-5	Virginia*
4/19	W	8-6	Virginia*
4/24	L	7-8	Florida State* (17)
4/25	L	5-15	Florida State*
4/26	W	12-0	Florida State*
5/2	W	9-5	Pittsburgh (G1)
5/2	W	12-0	Pittsburgh (G2)
5/3	W	9-3	Pittsburgh
5/6	W	14-0	Bethune-Cookman
5/8	W	26-0	NYIT
5/9	W	13-1	NYIT
5/10	W	19-1	NYIT
5/12	W	14-6	FAU
5/14	W	3-0	Georgia Tech*
5/15	W	22-1	Georgia Tech*
5/16	W	17-4	Georgia Tech*
5/20%	W	9-5	Virginia
5/22%	L	4-5	NC State (12)
5/23%	W	6-5	Notre Dame
5/29+	W	6-2	FIU
5/30+	W	8-3	Columbia
5/31+	L	0-3	Columbia
6/1+	W	21-3	Columbia
6/5\$	W	3-2	VCU
6/6\$	W	10-3	VCU
6/13#	L	3-15	Florida
6/15#	W	4-3	Arkansas
6/17#	L	2-10	Florida

[illegible]

## 50-17 (.746)

## 2016

## COLLEGE WORLD SERIES

2/19	W	4-1	Rutgers
2/20	W	2-0	Rutgers
2/21	W	8-1	Rutgers
2/24	W	7-6	St. Thomas (10)
2/26	L	0-5	Florida
2/27	W	5-3	Florida
2/28	L	3-7	Florida
3/1E	L	1-5	Miami Marlins
3/2	W	6-2	FGCU
3/4	W	10-0	Manhattan
3/5	W	14-4	Manhattan
3/6	W	7-4	Manhattan
3/8	W	6-2	Maine
3/9	W	4-2	Stetson
3/11	L	3-14	Virginia Tech*
3/12	W	11-6	Virginia Tech*
3/13	W	7-2	Virginia Tech*
3/16	W	5-2	UCF
3/18	W	8-4	Louisville*
3/19	W	6-3	Louisville*
3/20	L	3-4	Louisville*
3/23	W	5-4	Bethune-Cookman
3/25	W	9-8	Clemson*
3/26	W	5-4	Clemson* (11)
3/27	W	10-5	Clemson*
4/1	W	10-4	North Carolina*
4/2	W	7-3	North Carolina*
4/3	W	7-4	North Carolina*
4/5	W	4-0	FGCU
4/10	W	10-2	Notre Dame*
4/12	W	8-3	Nova Southeastern
4/13	W	8-4	UCF
4/15	W	14-2	Duke*
4/16	L	5-12	Duke*
4/17	W	9-0	Duke*
4/20	L	3-4	FAU
4/22	L	5-6	Virginia*
4/23	W	9-2	Virginia*
4/24	L	3-7	Virginia*
4/29	W	13-3	Florida A&M
4/30	W	11-2	Florida A&M
5/1	W	12-2	Florida A&M
5/5	W	5-7	FAU
5/7	L	1-12	Georgia Tech*
5/8	W	12-2	Georgia Tech*
5/9	W	17-6	Georgia Tech*
5/10	W	14-7	Bethune-Cookman
5/13	W	7-6	Pittsburgh*
5/14	W	4-3	Pittsburgh* (11)
5/15	W	8-4	Pittsburgh*
5/17	W	8-3	FGCU
5/19	W	4-2	Florida State*
5/21	W	8-5	Florida State* (G1)
5/21	L	4-4	Florida State* (G2) (10)
5/25%	W	3-0	Georgia Tech
5/26%	W	8-7	NC State
5/28%	L	4-5	Florida State
6/3+	W	4-2	Stetson
6/4+	W	4-3	Long Beach State (11)
6/5+	W	9-8	Long Beach State
6/10S	W	12-7	Boston College
6/11S	L	3-5	Boston College
6/12S	W	9-4	Boston College
6/18#	L	1-5	Arizona
6/20#	L	3-5	UC Santa Barbara

## 50-14 (.781)

Coral Gables, Fla.  
Coral Gables, Fla.  
Coral Gables, Fla.  
Coral Gables, Fla.  
Coral Gables, Fla.  
Coral Gables, Fla.  
Jupiter, Fla.  
Coral Gables, Fla.  
Coral Gables, Fla.  
Coral Gables, Fla.  
Coral Gables, Fla.  
Coral Gables, Fla.  
Blacksburg, Va.  
Blacksburg, Va.  
Blacksburg, Va.  
Orlando, Fla.  
Coral Gables, Fla.  
Coral Gables, Fla.  
Coral Gables, Fla.  
Coral Gables, Fla.  
Coral Gables, Fla.  
Coral Gables, Fla.  
Coral Gables, Fla.  
Coral Gables, Fla.  
Fort Myers, Fla.  
South Bend, Ind.  
Coral Gables, Fla.  
Coral Gables, Fla.  
Durham, N.C.  
Durham, N.C.  
Durham, N.C.  
Coral Gables, Fla.  
Coral Gables, Fla.  
Coral Gables, Fla.  
Coral Gables, Fla.  
Coral Gables, Fla.  
Coral Gables, Fla.  
Coral Gables, Fla.  
Coral Gables, Fla.  
Atlanta, Ga.  
Atlanta, Ga.  
Atlanta, Ga.  
Coral Gables, Fla.  
Coral Gables, Fla.  
Coral Gables, Fla.  
Coral Gables, Fla.  
Tallahassee, Fla.  
Tallahassee, Fla.  
Tallahassee, Fla.  
Durham, N.C.  
Durham, N.C.  
Durham, N.C.  
Coral Gables, Fla.  
Coral Gables, Fla.  
Coral Gables, Fla.  
Coral Gables, Fla.  
Coral Gables, Fla.  
Omaha, Neb.  
Omaha, Neb.



# ALL-TIME RESULTS

## 2017

2/17	W	3-0	Rutgers	Coral Gables, Fla.
2/18	W	8-4	Rutgers	Coral Gables, Fla.
2/19	L	6-17	Rutgers	Coral Gables, Fla.
2/24	L	0-1	Florida	Gainesville, Fla.
2/25	L	0-2	Florida	Gainesville, Fla.
2/26	L	2-6	Florida	Gainesville, Fla.
3/1	W	5-2	FAU	Boca Raton, Fla.
3/3	L	0-1	Dartmouth	Coral Gables, Fla.
3/4	W	3-2	Dartmouth	Coral Gables, Fla.
3/5	L	0-5	Dartmouth	Coral Gables, Fla.
3/7	L	1-12	FIU	Coral Gables, Fla.
3/8	L	2-3	FIU	Miami, Fla.
3/10	W	10-8	Georgia Tech*	Coral Gables, Fla.
3/11	L	5-7	Georgia Tech* (11)	Coral Gables, Fla.
3/12	W	17-7	Georgia Tech*	Coral Gables, Fla.
3/14	W	4-3	Maine	Coral Gables, Fla.
3/15	W	7-2	Maine	Coral Gables, Fla.
3/17	L	3-5	NC State*	Raleigh, N.C.
3/18	L	2-5	NC State*	Raleigh, N.C.
3/19	W	7-5	NC State*	Raleigh, N.C.
3/22	W	7-5	FAU	Coral Gables, Fla.
3/24	L	2-7	North Carolina*	Chapel Hill, N.C.
3/25	L	3-6	North Carolina*	Chapel Hill, N.C.
3/26	W	6-2	North Carolina*	Chapel Hill, N.C.
3/29	L	0-3	FGCU	Fort Myers, Fla.
3/31	L	1-2	Wake Forest*	Coral Gables, Fla.
4/1	W	5-1	Wake Forest*	Coral Gables, Fla.
4/2	L	0-9	Wake Forest*	Coral Gables, Fla.
4/5	W	14-2	St. Thomas	Coral Gables, Fla.
4/8	W	9-7	Duke*	Coral Gables, Fla.
4/9	W	7-0	Duke*	Coral Gables, Fla.
4/10	L	2-5	Duke* (10)	Coral Gables, Fla.
4/12	L	4-5	FGCU	Coral Gables, Fla.
4/14	L	3-10	Pittsburgh* (G1)	Pittsburgh, Pa.
4/14	W	1-0	Pittsburgh* (G2)	Pittsburgh, Pa.
4/15	W	5-3	Pittsburgh*	Pittsburgh, Pa.
4/19	W	8-2	FAU	Coral Gables, Fla.
4/21	L	3-6	Florida State*	Coral Gables, Fla.
4/22	W	5-4	Florida State* (10)	Coral Gables, Fla.
4/25	W	8-7	FIU	Miami, Fla.
4/26	L	4-5	FIU	Coral Gables, Fla.
4/28	W	3-0	Boston College*	Chestnut Hill, Mass.
4/29	W	14-5	Boston College*	Chestnut Hill, Mass.
4/30	L	2-9	Boston College*	Chestnut Hill, Mass.
5/5	W	6-5	Bethune-Cookman	Coral Gables, Fla.
5/6	L	3-7	Bethune-Cookman	Coral Gables, Fla.
5/7	W	7-1	Bethune-Cookman	Coral Gables, Fla.
5/10	L	2-5	UCF	Coral Gables, Fla.
5/13	W	5-1	Virginia* (G1)	Charlottesville, Va.
5/13	L	6-13	Virginia* (G2)	Charlottesville, Va.
5/14	L	4-7	Virginia*	Charlottesville, Va.
5/17	W	5-1	FGCU	Coral Gables, Fla.
5/19	W	4-2	Virginia Tech* (G1)	Coral Gables, Fla.
5/19	W	3-1	Virginia Tech* (G2)	Coral Gables, Fla.
5/20	W	7-5	Virginia Tech* (10)	Coral Gables, Fla.
5/23%	W	6-5	Georgia Tech (13)	Louisville, Ky.
5/26%	W	5-2	Wake Forest	Louisville, Ky.
5/27%	L	4-12	North Carolina	Louisville, Ky.

## 31-27 (.534)

## 2018

2/16	W	7-1	Rutgers	Coral Gables, Fla.
2/17	W	8-5	Rutgers	Coral Gables, Fla.
2/18	L	5-7	Rutgers	Coral Gables, Fla.
2/21	L	0-9	Missouri	Coral Gables, Fla.
2/23	L	3-7	Florida	Coral Gables, Fla.
2/24	L	2-8	Florida	Coral Gables, Fla.
2/25	W	2-0	Florida	Coral Gables, Fla.
2/28	L	4-5	FAU	Boca Raton, Fla.
3/2	L	1-6	Maine	Coral Gables, Fla.
3/3	W	7-6	Maine (16)	Coral Gables, Fla.
3/4	W	7-1	Maine	Coral Gables, Fla.
3/7	L	3-5	FIU	Miami, Fla.
3/9	W	3-0	Notre Dame*	Coral Gables, Fla.
3/10	W	9-0	Notre Dame* (G1)	Coral Gables, Fla.
3/10	L	5-9	Notre Dame* (G2)(10)	Coral Gables, Fla.
3/14	W	4-3	UCF	Orlando, Fla.
3/16	L	3-4	Duke*	Durham, N.C.
3/17	L	1-4	Duke*	Durham, N.C.
3/18	W	8-2	Duke*	Durham, N.C.
3/21	L	9-11	FAU	Coral Gables, Fla.
3/23	W	3-2	Virginia* (11)	Coral Gables, Fla.
3/24	W	1-0	Virginia*	Coral Gables, Fla.
3/25	W	8-1	Virginia*	Coral Gables, Fla.
3/27E	L	2-22	Miami Marlins	Miami, Fla.
3/28	L	0-1	FGCU	Fort Myers, Fla.
3/30	L	1-6	Georgia Tech*	Atlanta, Ga.
3/31	L	4-13	Georgia Tech*	Atlanta, Ga.
4/1	L	1-4	Georgia Tech*	Atlanta, Ga.
4/4	L	4-7	FAU	Coral Gables, Fla.
4/6	L	4-8	North Carolina* (12)	Coral Gables, Fla.
4/7	L	6-9	North Carolina*	Coral Gables, Fla.
4/8	W	7-5	North Carolina* (5 rain)	Coral Gables, Fla.
4/11	L	0-4	UCF	Coral Gables, Fla.
4/13	W	12-11	Clemson* (12)	Clemson, S.C.
4/14	W	6-1	Clemson* (G1)	Clemson, S.C.
4/14	L	3-8	Clemson* (G2)	Clemson, S.C.
4/18	W	8-1	FGCU	Coral Gables, Fla.
4/20	L	1-2	Pittsburgh*	Coral Gables, Fla.
4/21	L	0-3	Pittsburgh* (G1)	Coral Gables, Fla.
4/21	W	3-0	Pittsburgh* (G2)	Coral Gables, Fla.
4/25	L	6-14	FIU	Coral Gables, Fla.
4/27	L	0-2	Florida State*	Tallahassee, Fla.
4/28	L	1-10	Florida State*	Tallahassee, Fla.
4/29	W	11-5	Florida State*	Tallahassee, Fla.
5/4	W	4-2	Bethune-Cookman	Coral Gables, Fla.
5/5	W	8-7	Bethune-Cookman	Coral Gables, Fla.
5/6	W	12-11	Bethune-Cookman	Coral Gables, Fla.
5/19	W	7-1	FGCU	Coral Gables, Fla.
5/11	W	5-4	Virginia Tech* (12)	Blacksburg, Va.
5/12	W	16-4	Virginia Tech*	Blacksburg, Va.
5/13	W	12-8	Virginia Tech* (10)	Blacksburg, Va.
5/17	W	3-0	Boston College*	Chestnut Hill, Mass.
5/18	W	4-3	Boston College*	Chestnut Hill, Mass.
5/22%	W	6-2	Notre Dame	Durham, N.C.
5/24%	L	1-7	Clemson	Durham, N.C.

## 28-26 (.519)

# ALL-TIME RESULTS

**GINO DiMARE**

2019-PRESENT

**2020**

**12-4 (.750)**

SEASON SHORTENED DUE TO COVID-19

2/14	W	2-1	Rutgers	Coral Gables, Fla.
2/15	W	8-2	Rutgers	Coral Gables, Fla.
2/16	W	13-6	Rutgers	Coral Gables, Fla.
2/19	W	12-0	Kent State	Coral Gables, Fla.
2/21	L	1-2	Florida (11)	Coral Gables, Fla.
2/22	L	4-7	Florida (10)	Coral Gables, Fla.
2/23	L	3-5	Florida	Coral Gables, Fla.
2/26	W	7-5	USF	Coral Gables, Fla.
2/28	W	2-1	Towson	Coral Gables, Fla.
2/29	W	8-2	Towson	Coral Gables, Fla.
3/1	W	9-3	Towson	Coral Gables, Fla.
3/4	L	2-11	FAU	Boca Raton, Fla.
3/6	W	5-4	Pittsburgh* (11)	Coral Gables, Fla.
3/7	W	5-0	Pittsburgh*	Coral Gables, Fla.
3/8	W	14-2	Pittsburgh*	Coral Gables, Fla.
3/11	W	3-2	UCF	Orlando, Fla.

**2021**

**33-21 (.611)**

NCAA TOURNAMENT

2/19	L	5-7	Florida	Gainesville, Fla.
2/20	W	10-9	Florida (13)	Gainesville, Fla.
2/21	W	8-6	Florida	Gainesville, Fla.
2/26	L	3-5	Virginia Tech*	Coral Gables, Fla.
2/27	W	3-0	Virginia Tech*	Coral Gables, Fla.
2/28	L	6-9	Virginia Tech*	Coral Gables, Fla.
3/5	L	5-11	NC State*	Raleigh, N.C.
3/6	W	6-4	NC State*	Raleigh, N.C.
3/7	W	6-4	NC State*	Raleigh, N.C.
3/9	W	11-2	FAU	Coral Gables, Fla.
3/12	W	10-0	Wake Forest*	Coral Gables, Fla.
3/13	W	6-3	Wake Forest*	Coral Gables, Fla.
3/17	W	15-2	FGCU	Fort Myers, Fla.
3/19	L	1-13	Florida State*	Coral Gables, Fla.
3/20	L	1-9	Florida State*	Coral Gables, Fla.
3/21	L	0-12	Florida State*	Coral Gables, Fla.
3/23	W	14-9	FAU	Boca Raton, Fla.
3/26	W	8-6	Virginia*	Charlottesville, Va.
3/27	L	0-4	Virginia*	Charlottesville, Va.
3/28	W	4-2	Virginia*	Charlottesville, Va.
3/31	W	21-1	FIU	Miami, Fla.
4/2	W	3-1	Duke*	Coral Gables, Fla.
4/3	W	11-5	Duke*	Coral Gables, Fla.
4/4	W	7-1	Duke*	Coral Gables, Fla.
4/7	W	8-3	FIU	Coral Gables, Fla.
4/9	L	6-12	Pittsburgh*	Pittsburgh, Pa.
4/10	L	4-6	Pittsburgh*	Pittsburgh, Pa.
4/11	L	5-12	Pittsburgh*	Pittsburgh, Pa.
4/14	W	3-2	FGCU	Coral Gables, Fla.
4/16	W	12-3	Clemson*	Coral Gables, Fla.
4/17	W	10-2	Clemson*	Coral Gables, Fla.
4/18	W	3-2	Clemson*	Coral Gables, Fla.
4/23	L	2-4	North Carolina*	Chapel Hill, N.C.
4/23	L	5-6	North Carolina*	Chapel Hill, N.C.
4/25	W	8-1	North Carolina*	Chapel Hill, N.C.
4/27	W	6-0	FGCU	Coral Gables, Fla.
4/30	L	0-13	Boston College*	Brighton, Mass.
5/1	W	2-1	Boston College*	Brighton, Mass.
5/2	L	6-11	Boston College*	Brighton, Mass.
5/7	W	4-2	Appalachian State	Coral Gables, Fla.
5/8	W	16-1	Appalachian State	Coral Gables, Fla.
5/9	W	10-2	Appalachian State	Coral Gables, Fla.
5/14	L	3-14	Georgia Tech*	Coral Gables, Fla.
5/15	W	10-3	Georgia Tech*	Coral Gables, Fla.
5/16	W	5-4	Georgia Tech*	Coral Gables, Fla.

**2019**

**41-20 (.683)**

NCAA TOURNAMENT

2/15	W	19-3	Rutgers	Coral Gables, Fla.
2/16	W	7-1	Rutgers	Coral Gables, Fla.
2/17	W	9-3	Rutgers	Coral Gables, Fla.
2/20	W	11-4	FAU	Coral Gables, Fla.
2/22	W	5-4	Florida	Gainesville, Fla.
2/23	L	3-9	Florida	Gainesville, Fla.
2/24	L	1-4	Florida	Gainesville, Fla.
2/27	W	10-8	FIU	Miami, Fla.
3/1	W	8-2	UMBC	Coral Gables, Fla.
3/2	W	3-2	UMBC	Coral Gables, Fla.
3/3	W	20-1	UMBC	Coral Gables, Fla.
3/6	W	6-1	Appalachian State	Coral Gables, Fla.
3/8	L	4-5	Georgia Tech* (10)	Coral Gables, Fla.
3/9	W	6-5	Georgia Tech*	Coral Gables, Fla.
3/10	W	9-6	Georgia Tech*	Coral Gables, Fla.
3/12	W	4-3	Jackson State	Coral Gables, Fla.
3/13	W	8-1	Jackson State	Coral Gables, Fla.
3/15	W	6-4	North Carolina*	Chapel Hill, N.C.
3/16	L	3-9	North Carolina*	Chapel Hill, N.C.
3/17	L	5-8	North Carolina*	Chapel Hill, N.C.
3/20	L	2-4	Columbia	Coral Gables, Fla.
3/22	L	3-6	NC State*	Coral Gables, Fla.
3/23	L	6-7	NC State*	Coral Gables, Fla.
3/24	L	4-6	NC State*	Coral Gables, Fla.
3/27	W	16-6	FAU	Boca Raton, Fla.
3/29	W	13-10	Pittsburgh*	Pittsburgh, Pa.
3/30	L	10-11	Pittsburgh*	Pittsburgh, Pa.
3/31	W	5-3	Pittsburgh*	Pittsburgh, Pa.
4/3	L	4-6	FAU	Coral Gables, Fla.
4/5	W	11-0	Florida State*	Coral Gables, Fla.
4/6	W	4-0	Florida State*	Coral Gables, Fla.
4/7	L	5-6	Florida State*	Coral Gables, Fla.
4/9	W	13-9	FGCU	Coral Gables, Fla.
4/10	W	10-1	FGCU	Fort Myers, Fla.
4/13	W	9-6	Virginia* (G1)	Charlottesville, Va.
4/13	W	2-1	Virginia* (G2)	Charlottesville, Va.
4/14	W	3-1	Virginia*	Charlottesville, Va.
4/16	W	13-4	FGCU	Coral Gables, Fla.
4/18	L	5-7	Louisville* (G1)	Louisville, Ky.
4/19	W	16-11	Louisville* (G2)	Louisville, Ky.
4/20	L	6-9	Louisville*	Louisville, Ky.
4/24	W	18-10	FIU	Coral Gables, Fla.
4/26	W	4-3	Virginia Tech* (G1)	Coral Gables, Fla.
4/27	W	1-0	Virginia Tech* (G2)	Coral Gables, Fla.
4/28	W	2-0	Virginia Tech* (10)	Coral Gables, Fla.
5/3	W	9-3	Bethune-Cookman	Coral Gables, Fla.
5/4	W	12-7	Bethune-Cookman	Coral Gables, Fla.
5/5	W	13-5	Bethune-Cookman	Coral Gables, Fla.
5/8	L	7-8	UCF	Coral Gables, Fla.
5/10	W	7-3	Wake Forest*	Winston-Salem, N.C.
5/11	W	8-4	Wake Forest*	Winston-Salem, N.C.
5/13	L	7-9	Wake Forest*	Winston-Salem, N.C.
5/16	W	4-3	Duke*	Coral Gables, Fla.
5/17	L	3-12	Duke*	Coral Gables, Fla.
5/18	W	5-1	Duke*	Coral Gables, Fla.
5/23%	W	10-3	Virginia	Durham, N.C.
5/26%	L	5-7	North Carolina	Durham, N.C.
5/31+	L	5-6	Central Michigan	Starkville, Miss.
6/1+	W	12-2	Southern	Starkville, Miss.
6/2+	W	18-3	Central Michigan	Starkville, Miss.
6/2+	L	2-5	Mississippi State	Starkville, Miss.

HISTORY

## ALL-TIME RESULTS

5/18	L	0-3	FAU	Coral Gables, Fla.	5/27%	L	3-16	Wake Forest	Charlotte, N.C.
5/20	W	6-1	Louisville*	Louisville, Ky.	6/4+	W	11-6	Canisius	Coral Gables, Fla.
5/21	W	2-0	Louisville*	Louisville, Ky.	6/5+	L	1-2	Ole Miss	Coral Gables, Fla.
5/22	W	3-2	Louisville*	Louisville, Ky.	6/5+	L	3-4	Arizona	Coral Gables, Fla.
5/27	L	2-3	Duke%	Charlotte, N.C.					
5/28	L	3-6	Florida State%	Charlotte, N.C.					
6/4	W	1-0	South Alabama	Gainesville, Fla.					
6/5	L	2-10	USF	Gainesville, Fla.					
6/6	L	2-7	South Alabama	Gainesville, Fla.					

% - ACC Tournament \$ - NCAA Super Regional  
 + - NCAA Regional # - College World Series E - Exhibition  
 \* - ACC Game

## 2022

## 40-20 (.567)

### NCAA TOURNAMENT

2/18	W	10-8	Towson	Coral Gables, Fla.
2/19	W	11-2	Towson	Coral Gables, Fla.
2/19	W	13-2	Towson	Coral Gables, Fla.
2/20	W	11-1	Towson	Coral Gables, Fla.
2/23	W	9-1	FAU	Coral Gables, Fla.
2/25	L	6-11	Harvard	Coral Gables, Fla.
2/26	W	2-1	Harvard	Coral Gables, Fla.
2/27	W	10-0	Harvard	Coral Gables, Fla.
3/4	W	5-2	Florida	Coral Gables, Fla.
3/5	L	1-8	Florida	Coral Gables, Fla.
3/6	L	3-11	Florida	Coral Gables, Fla.
3/8	W	12-5	FIU	Miami, Fla.
3/11	L	11-12	Boston College*	Coral Gables, Fla.
3/12	W	11-3	Boston College*	Coral Gables, Fla.
3/13	W	12-2	Boston College*	Coral Gables, Fla.
3/16	L	5-10	UCF	Orlando, Fla.
3/18	W	11-4	Clemson*	Clemson, S.C.
3/19	W	4-1	Clemson*	Clemson, S.C.
3/20	L	5-20	Clemson*	Clemson, S.C.
3/23	W	7-1	FAU	Boca Raton, Fla.
3/25	W	8-5	North Carolina*	Coral Gables, Fla.
3/26	W	7-3	North Carolina*	Coral Gables, Fla.
3/27	W	3-2	North Carolina*	Coral Gables, Fla.
3/30	W	11-7	FGCU	Fort Myers, Fla.
4/1	W	4-1	Duke*	Durham, N.C.
4/2	W	4-3	Duke*	Durham, N.C.
4/3	W	11-3	Duke*	Durham, N.C.
4/5	W	5-2	FGCU	Coral Gables, Fla.
4/6	W	17-1	FIU	Coral Gables, Fla.
4/8	W	6-2	Virginia*	Coral Gables, Fla.
4/9	W	5-4	Virginia*	Coral Gables, Fla.
4/10	W	15-5	Virginia*	Coral Gables, Fla.
4/12	W	7-6	FAU	Coral Gables, Fla.
4/14	L	5-12	Virginia Tech*	Blacksburg, Va.
4/15	L	2-13	Virginia Tech*	Blacksburg, Va.
4/16	W	8-5	Virginia Tech*	Blacksburg, Va.
4/19	W	9-0	Bethune Cookman	Coral Gables, Fla.
4/22	W	2-1	Pittsburgh*	Coral Gables, Fla.
4/23	W	17-2	Pittsburgh*	Coral Gables, Fla.
4/26	L	12-4	Stetson	Coral Gables, Fla.
4/29	L	1-3	Georgia Tech*	Atlanta, Ga.
4/30	L	5-7	Georgia Tech*	Atlanta, Ga.
5/1	W	13-2	Georgia Tech*	Atlanta, Ga.
5/6	W	22-0	North Dakota State	Coral Gables, Fla.
5/7	W	16-1	North Dakota State	Coral Gables, Fla.
5/8	W	6-4	North Dakota State	Coral Gables, Fla.
5/11	W	16-10	UCF	Coral Gables, Fla.
5/14	W	8-2	Florida State*	Tallahassee, Fla.
5/14	L	4-6	Florida State*	Tallahassee, Fla.
5/15	L	4-6	Florida State*	Tallahassee, Fla.
5/17	L	3-7	FGCU	Coral Gables, Fla.
5/19	W	6-4	Notre Dame*	Coral Gables, Fla.
5/20	L	0-5	Notre Dame*	Coral Gables, Fla.
5/21	W	16-7	Notre Dame*	Coral Gables, Fla.
5/25%	L	6-9	NC State	Charlotte, N.C.

# ALL-TIME SERIES HISTORY

OPPONENT	ALL TIME	FIRST MEETING	LAST MEETING	STRK	OPPONENT	ALL TIME	FIRST MEETING	LAST MEETING	STRK
Air Force	2-0-0	1986	1988	W2	Fordham	9-1-0	1984	2010	W1
Alabama	7-8-0	1983	1999	W2	Fresno State	1-0-0	1988	1988	W1
Alabama State	2-1-0	2014	2014	W1	Ft. Lauderdale College	2-0-0	1983	1983	W2
Albany	4-0-0	2001	2012	W4	Furman	9-1-0	1960	1998	W4
Amherst	10-4-0	1953	1959	W4	George Washington	11-1-0	1981	2005	W1
Appalachian State	7-1-0	1973	2021	W5	Georgetown	4-0-0	1987	1993	W4
Arizona	6-5-0	1979	2022	L2	Georgia	2-3-0	1965	2008	L1
Arizona State	8-9-0	1978	1998	L1	Georgia Southern	14-10-0	1966	1998	W2
Arkansas	5-0-0	1985	2015	W5	Georgia State	3-0-0	1993	1993	W3
Armstrong State	2-0-0	1985	1985	W2	Georgia Tech	65-44-2	1958	2022	W1
Army	27-2-1	1960	2015	W9	Georgia-Atlanta	1-0-0	1953	1953	W1
Auburn	1-7-0	1946	1994	W1	Glassboro State	2-1-0	1978	1979	W1
Ball State	3-1-0	2002	2004	W3	Harvard	10-2-0	1974	2022	W2
Barry	22-0-0	1985	2015	W22	Havana	2-0-0	1951	1951	W2
Baylor	1-0-0	1978	1978	W1	Hawaii	3-2-0	1980	1997	W3
Bernard Baruch	2-0-0	1972	1972	W2	High Point	3-0-0	2005	2005	W3
Bethune-Cookman	41-6-0	1983	2022	W8	Hofstra	2-1-0	2011	2011	L1
Biscayne	51-4-0	1968	1983	W5	Honduras	3-0-0	1970	1970	W3
Boston College	27-11-0	2003	2022	W2	Houston	0-1-0	2002	2002	L1
Boston University	2-0-0	1989	1990	W2	Howard	2-0-0	1978	1979	W2
Bowling Green	13-0-0	1977	1988	W13	Illinois	15-3-0	1992	1998	W8
Bradley	1-0-0	1972	1972	W1	Illinois State	6-2-0	1992	2013	W1
Bucknell	1-0-0	2001	2001	W1	Illinois-Chicago	5-0-0	1983	2004	W5
Buffalo	25-2-0	1974	1980	W2	Indiana	6-0-0	1974	2006	W6
C.W. Post	4-0-0	1997	2000	W4	Indiana State	5-0-0	1980	1981	W5
Cal State Fullerton	6-11-0	1982	2004	L1	Iona	2-1-0	1998	2000	W1
Cal State Northridge	0-1-0	1991	1991	L1	Ithaca	2-0-0	1979	1979	W2
California	7-1-0	1980	1992	W7	Jackson State	2-0-0	2019	2019	W2
Campbell	3-1-0	2003	2004	W1	Jacksonville	82-18-0	1958	2013	W10
Canisius	1-0-0	2022	2022	W1	Jacksonville N.A.S.	4-2-0	1946	1949	W4
Central Michigan	1-1-0	2019	2019	W1	James Madison	8-0-0	1979	1999	W8
Clemson	45-31-1	1977	2022	L1	Kansas State	1-0-0	2002	2002	W1
Coastal Carolina	11-0-0	1994	2004	W11	Kent State	3-0-0	1994	2020	W3
Colgate	4-1-0	1969	1970	W3	Lafayette	2-0-0	1972	1972	W2
Colorado State	1-0-0	1984	1984	W1	Lamar	4-0-0	1976	1980	W4
Columbia	4-2-0	2013	2019	L1	La Salle	3-1-0	1966	2007	W3
Connecticut	2-0-0	1970	1970	W2	Lehigh	1-0-0	2008	2008	W1
Cornell	5-2-0	1971	2008	W3	Lewis	2-0-0	1982	1982	W2
Creighton	8-1-0	1985	1989	W5	Liberty	1-0-0	1997	1997	W1
Dartmouth	4-3-0	2000	2017	L1	Long Beach State	18-8-0	1993	2016	W5
Davidson	1-1-0	1990	1990	L1	Long Island	1-0-0	1979	1979	W1
Delaware	4-0-0	1971	1980	W4	LSU	12-7-0	1972	2004	W1
Drexel	1-0-0	1998	1998	W1	Louisville	8-8-0	2006	2021	W3
Duke	46-13-0	1966	2022	W3	Loyola (MD)	1-1-0	1972	1972	W1
East Carolina	3-2-0	1984	2001	W1	Lynn	4-0-0	1989	2000	W4
Eastern Illinois	1-0-0	1991	1991	W1	Maine	68-14-0	1976	2018	W2
Eastern Kentucky	2-1-0	1991	1991	L1	Manhattan	8-1-0	2006	2016	W3
Eastern Michigan	2-0-0	2000	2000	W2	Marist	1-0-0	1999	1999	W1
Eckerd	8-4-0	1975	1990	W3	Marshall	4-0-0	1978	1979	W4
Elon	11-4-0	1999	2007	W2	Maryland	15-8-0	2005	2013	L1
Florida	133-130-1	1940	2022	L2	UMBC	5-0-0	1992	2019	W5
Florida A&M	22-7-0	1968	2016	W4	Massachusetts	6-1-0	1976	1995	W3
FAU	68-20-0	1982	2022	W3	McNeese State	1-0-0	1988	1998	W1
FGCU	27-6-0	2008	2022	L1	Memphis	2-0-0	1974	1974	W2
FIU	99-29-0	1973	2022	W6	Mercer	27-3-0	1967	2008	L2
Florida Southern	58-24	1947	2001	W13					
Florida State	133-159-4	1951	2022	L2					
Florida Tech	8-2-0	1973	1978	W4					

# ALL-TIME SERIES HISTORY

OPPONENT	ALL TIME	FIRST MEETING	LAST MEETING	STRK	OPPONENT	ALL TIME	FIRST MEETING	LAST MEETING	STRK
Miami (OH)	3-4-0	1977	2012	W2	South Alabama	16-9-0	1973	2021	L1
Michigan	9-2-1	1958	2000	T1	South Carolina	24-9-0	1974	2004	L2
Michigan State	41-18-2	1965	2006	W1	Southern	1-0-0	2019	2019	W1
Middle Tennessee	4-0-0	1973	1981	W4	Southern California	8-5-0	1974	2002	L1
Minnesota	15-3-0	1981	2004	W7	Southern Illinois	47-10-0	1972	1995	W8
Mississippi	4-2-0	1977	2022	L1	St. Bonaventure	1-1-0	2004	2007	L1
Mississippi State	3-2-0	1971	2019	L1	St. Francis Brooklyn	5-0-0	1979	1980	W5
Missouri	1-1-0	2008	2018	L1	St. John's	3-0-0	2013	2013	W3
Missouri State	2-1-0	1986	2012	L1	St. Joseph's	19-1-0	1972	2009	W19
Montclair State	3-0-0	1974	1983	W3	St. Leo	10-1-0	1968	1983	W7
Morehead State	1-0-0	1977	1977	W1	St. Peter's	1-0-0	2003	2003	W1
Mount St. Mary's	1-0-0	2009	2009	W1	St. Thomas	24-2-0	1985	2017	W24
Murray State	1-0-0	1975	1975	W1	Stanford	5-3-0	1985	2008	L1
					Stetson	113-44-0	1947	2022	L1
Navy	1-0-0	1988	1988	W1	Stony Brook	1-1-0	2003	2012	L1
Nebraska	0-2-0	2005	2005	L2					
New Hampshire	1-1-0	1972	1972	W1	Tampa	67-9-0	1940	1966	W12
NJIT	1-0-0	2008	2008	W1	Tennessee	13-6-0	1989	2004	W1
New Orleans	16-9-0	1982	1991	W3	Texas	19-21-0	1976	2003	L2
New York Tech	16-0-0	1978	2015	W16	Texas A&M	8-3-0	1979	2010	W1
New York University	2-0-0	1966	1966	W2	Texas Tech	2-2-0	1998	2014	L1
Newberry	1-1-0	1940	1948	L1	The Citadel	3-3-0	1979	2003	W2
Niagara	1-0-0	1988	1988	W1	Toledo	1-0-0	1997	1997	W1
North Carolina	44-36-1	1976	2022	W4	Towson	8-0-0	1988	2022	W8
NC State	37-21-0	1989	2022	L1	Troy	1-0-0	1978	1978	W1
North Dakota State	3-0-0	2022	2022	W3	Tulane	9-8-0	1970	1991	L2
North Florida	4-2-0	1990	2009	L1					
Northeastern	10-0-0	1990	2005	W10	UCF	24-9-0	1985	2022	W1
Northern Iowa	2-0-0	1973	1973	W2	UCLA	13-1-0	1984	2007	W4
Northwestern	2-0-0	2000	2002	W2	UCSB	0-1-0	2016	2016	L1
Notre Dame	23-8-0	1970	2022	W1	USF	84-30-0	1967	2021	L1
Nova Southeastern	5-0-0	1990	2016	W5	Union	3-0-0	1971	1971	W
Ohio State	12-15-2	1959	2009	L1	Vanderbilt	2-0-0	1973	1974	W2
Oklahoma	1-2-0	1974	1985	L2	Vermont	1-0-0	1998	1998	W1
Oklahoma State	5-4-0	1979	2013	L1	Villanova	6-0-0	1989	2014	W6
Oral Roberts	9-4-0	1978	2005	L2	Virginia	37-29-0	1985	2022	W4
Oregon State	1-1-0	2006	2006	L1	VCU	3-0-0	2005	2015	W3
					Virginia Tech	39-12-0	2005	2022	W1
Pace	10-0-0	1969	2003	W10					
Penn State	7-0-0	1970	2008	W7	Wagner	1-0-0	2000	2000	W1
Pennsylvania	1-0-0	1991	1991	W1	Wake Forest	38-13-0	1987	2022	L1
Pepperdine	0-1-0	1979	1979	L1	Washington State	1-1-0	1990	1990	L1
Pittsburgh	25-8-0	1969	2022	L1	Waterloo	0-2-0	1954	1954	L2
Portland	1-0-0	1991	1991	W1	Wesleyan	20-5-1	1958	1968	W9
Princeton	4-0-0	1985	1999	W4	Westchester State	3-2-0	1975	1978	W3
Providence	1-0-0	1992	1992	W1	Western Carolina	4-1-0	1986	1994	W3
Purdue	1-0-0	1988	1988	W1	Western Kentucky	1-0-0	1978	1978	W1
					Western Michigan	2-0-1	1968	1968	T1
Rhode Island	0-1-0	2009	2009	L1	Wichita State	6-3-0	1982	1990	W3
Rice	5-2-0	1985	2006	L1	William & Mary	2-0-0	1969	1969	W2
Richmond	1-0-0	1997	1997	W1	William Patterson	1-0-0	1982	1982	W1
Rider	1-0-0	1994	1994	W1	Winthrop	4-2-0	1999	2006	L2
Rollins	36-51-0	1940	1994	L1	Wisc. - Milwaukee	3-1-0	2002	2013	W3
Rutgers	69-14-0	1967	2020	W6	Wright State	8-1-0	2006	2015	L1
Saint Mary's	3-0-0	2008	2008	W3	Yale	6-3-0	1957	1959	W1
Sam Houston State	0-1-0	1996	1996	L1	Youngstown State	1-0-0	1992	1992	W1
San Diego State	4-0-0	2001	2003	W4					
San Francisco	1-0-0	2006	2006	W1					
Savannah State	7-0-0	2001	2003	W7					
Seton Hall	21-4-0	1974	1992	W6					

# ALL-TIME SERIES RESULTS

## AIR FORCE

### MIAMI LEADS, 2-0

YEAR	DATE	SITE	W/L	SCORE
1986	3/29	Coral Gables, Fla.	W	3-0
1988	3/24	Coral Gables, Fla.	W	14-6

Coral Gables: Miami leads, 2-0

## ALABAMA

### ALABAMA LEADS, 8-7

YEAR	DATE	SITE	W/L	SCORE
1983	5/27+	Tallahassee, Fla.	L	4-6
1983	5/29+	Tallahassee, Fla.	L	9-11
1984	4/6	Coral Gables, Fla.	L	7-8
1984	4/7	Coral Gables, Fla.	L	1-7
1984	4/8	Coral Gables, Fla.	W	8-3
1985	5/3	Dothan, Ala.	W	14-10
1985	5/4	Tuscaloosa, Ala.	L	6-12
1985	5/5	Tuscaloosa, Ala.	L	7-11
1986	4/8	Mobile, Ala.	W	14-0 (7)
1996	6/2#	Omaha, Neb.	W	15-1
1997	6/2#	Omaha, Neb.	W	6-1
1997	6/5#	Omaha, Neb.	L	6-8
1997	6/6#	Omaha, Neb.	L	2-6
1999	6/13#	Omaha, Neb.	W	8-1
1999	6/17#	Omaha, Neb.	W	5-2

Coral Gables: Alabama leads, 2-1

Tuscaloosa/Dothan: Tied, 2-2

Neutral Site: Miami leads, 5-4

## ALABAMA STATE

### MIAMI LEADS, 2-1

YEAR	DATE	SITE	W/L	SCORE
2014	5/2	Coral Gables, Fla.	W	11-1
2014	5/3	Coral Gables, Fla.	L	5-6
2014	5/4	Coral Gables, Fla.	W	6-3

Coral Gables: Miami leads, 2-1

## ALBANY

### MIAMI LEADS, 4-0

YEAR	DATE	SITE	W/L	SCORE
2001	2/25	Coral Gables, Fla.	W	14-0
2012	2/24	Coral Gables, Fla.	W	15-4
2012	2/25	Coral Gables, Fla.	W	11-1
2012	2/26	Coral Gables, Fla.	W	12-5

Coral Gables: Miami leads, 4-0

## AMHERST

### MIAMI LEADS, 10-4

YEAR	DATE	SITE	W/L	SCORE
1953	3/23	Coral Gables, Fla.	W	9-8
1953	3/24	Coral Gables, Fla.	W	12-7
1954	3/25	Coral Gables, Fla.	W	17-4
1954	3/26	Coral Gables, Fla.	W	7-6
1956	3/27	Coral Gables, Fla.	L	6-9
1956	3/28	Coral Gables, Fla.	W	6-4
1956	3/29	Coral Gables, Fla.	L	14-16

YEAR	DATE	SITE	W/L	SCORE
1957	3/26	Coral Gables, Fla.	W	9-3
1957	3/27	Coral Gables, Fla.	L	5-10
1957	3/28	Coral Gables, Fla.	L	1-6
1958	3/25	Coral Gables, Fla.	W	8-2
1958	3/26	Coral Gables, Fla.	W	8-4
1959	4/1	Coral Gables, Fla.	W	9-8
1959	4/2	Coral Gables, Fla.	W	6-3

Coral Gables: Miami leads, 10-4

## APPALACHIAN STATE

### MIAMI LEADS, 7-1

YEAR	DATE	SITE	W/L	SCORE
1973	5/27+	Starkville, Miss.	W	13-6
2011	2/24	Coral Gables, Fla.	W	6-3
2011	2/25	Coral Gables, Fla.	L	5-7
2011	2/26	Coral Gables, Fla.	W	10-0
2019	3/6	Coral Gables, Fla.	W	6-1
2021	5/7	Coral Gables, Fla.	W	4-2
2021	5/8	Coral Gables, Fla.	W	16-1
2021	5/9	Coral Gables, Fla.	W	10-2

Coral Gables: Miami leads, 6-1

Neutral Site: Miami leads, 1-0

## ARIZONA

### MIAMI LEADS, 6-5

YEAR	DATE	SITE	W/L	SCORE
1979	6/1#	Omaha, Neb.	L	1-5
1986	6/7#	Omaha, Neb.	W	4-3
1987	3/27	Coral Gables, Fla.	L	0-5
1987	3/28	Coral Gables, Fla.	W	7-3
1987	3/29	Coral Gables, Fla.	W	9-8
1989	5/21	Chapel Hill, N.C.	W	11-1
2008	6/6\$	Coral Gables, Fla.	L	3-6
2008	6/7\$	Coral Gables, Fla.	W	14-10
2008	6/8\$	Coral Gables, Fla.	W	4-2
2016	6/18#	Omaha, Neb.	L	1-5
2022	6/5+	Coral Gables, Fla.	L	3-4

Coral Gables: Miami leads, 4-3

Neutral Site: Tied, 2-2



# ALL-TIME SERIES RESULTS

## ARIZONA STATE

### ARIZONA STATE LEADS, 9-8

YEAR	DATE	SITE	W/L	SCORE
1978	6/7#	Omaha, Neb.	L	11-3
1979	3/19	Coral Gables, Fla.	W	9-0
1979	3/20	Coral Gables, Fla.	W	10-1
1979	3/21	Coral Gables, Fla.	W	11-9
1982	5/21	Tempe, Ariz.	W	8-6
1982	5/22	Tempe, Ariz.	L	1-3
1982	5/23	Tempe, Ariz.	L	7-8
1983	2/4	Coral Gables, Fla.	L	3-4
1983	2/5	Coral Gables, Fla.	W	16-5
1983	2/6	Coral Gables, Fla.	W	13-5
1984	6/2#	Omaha, Neb.	L	6-9
1994	6/4#	Omaha, Neb.	L	0-4
1994	6/7#	Omaha, Neb.	L	5-9
1997	5/24+	Coral Gables, Fla.	L	3-10
1997	5/25+	Coral Gables, Fla.	W	7-6
1997	5/25+	Coral Gables, Fla.	W	6-5
1998	5/31#	Omaha, Neb.	L	2-9

**Coral Gables:** Miami leads, 7-2

**Tempe:** Arizona State leads, 2-1

**Neutral Site:** Arizona State leads, 5-0

## ARKANSAS

### MIAMI LEADS, 5-0

YEAR	DATE	SITE	W/L	SCORE
1985	2/9	Coral Gables, Fla.	W	4-0
1985	2/9	Coral Gables, Fla.	W	2-1
1985	2/10	Coral Gables, Fla.	W	5-2
2001	3/4	Minneapolis, Minn.	W	8-2
2015	6/15#	Omaha, Neb.	W	4-3

**Coral Gables:** Miami leads, 3-0

**Neutral Site:** Miami leads, 2-0

## ARMSTRONG STATE

### MIAMI LEADS, 2-0

YEAR	DATE	SITE	W/L	SCORE
1985	2/12	Coral Gables, Fla.	W	14-7
1985	2/13	Coral Gables, Fla.	W	15-3

**Coral Gables:** Miami leads, 2-0

## ARMY

### MIAMI LEADS, 27-21

YEAR	DATE	SITE	W/L	SCORE
1960	3/25	Coral Gables, Fla.	W	10-6
1960	3/27	Coral Gables, Fla.	W	11-9
1961	3/24	Coral Gables, Fla.	W	10-3
1961	3/25	Coral Gables, Fla.	W	5-3
1962	3/22	Coral Gables, Fla.	W	17-7
1962	3/23	Coral Gables, Fla.	W	6-2
1962	3/24	Coral Gables, Fla.	W	5-2
1963	3/21	Coral Gables, Fla.	W	3-1
1963	3/22	Coral Gables, Fla.	W	3-1
1963	3/23	Coral Gables, Fla.	W	6-0
1964	3/19	Coral Gables, Fla.	W	2-0
1964	3/20	Coral Gables, Fla.	W	3-1
1964	3/21	Coral Gables, Fla.	W	9-4
1965	3/25	Coral Gables, Fla.	W	7-3

YEAR	DATE	SITE	W/L	SCORE
1965	3/27	Coral Gables, Fla.	W	13-2
1966	3/25	Coral Gables, Fla.	L	1-3
1966	3/26	Coral Gables, Fla.	W	7-3
1967	3/23	Coral Gables, Fla.	W	5-4
1967	3/24	Coral Gables, Fla.	T	1-1
1968	3/24	Coral Gables, Fla.	W	1-0
1969	3/20	Coral Gables, Fla.	L	0-4
1969	3/23	Coral Gables, Fla.	W	4-2 (7)
1970	3/19	Coral Gables, Fla.	W	8-5
1970	3/20	Coral Gables, Fla.	W	7-5
1973	3/26	Coral Gables, Fla.	W	10-0
1973	3/29	Coral Gables, Fla.	W	11-4
1975	3/27	Coral Gables, Fla.	W	7-4
1975	3/28	Coral Gables, Fla.	W	13-1
1975	3/29	Coral Gables, Fla.	W	7-0
2015	3/17	Coral Gables, Fla.	W	9-1

**Coral Gables:** Miami leads, 27-2-1

## AUBURN

### AUBURN LEADS, 7-1

YEAR	DATE	SITE	W/L	SCORE
1946	4/15	Auburn, Ala.	L	5-8
1946	5/2	Coral Gables, Fla.	L	0-1 (13)
1946	5/3	Coral Gables, Fla.	L	7-11
1966	4/11	Auburn, Ala.	L	1-7
1966	4/12	Auburn, Ala.	L	3-8
1968	4/15	Auburn, Ala.	L	5-7
1968	4/16	Auburn, Ala.	L	1-6
1994	6/6#	Omaha, Neb.	W	7-5

**Coral Gables:** Auburn leads, 2-0

**Auburn:** Auburn leads, 5-0

**Neutral Site:** Miami leads, 1-0

## BALL STATE

### MIAMI LEADS, 3-1

YEAR	DATE	SITE	W/L	SCORE
2002	3/13	Coral Gables, Fla.	L	4-12
2004	5/20	Coral Gables, Fla.	W	9-1
2004	5/21	Coral Gables, Fla.	W	4-2
2004	5/22	Coral Gables, Fla.	W	7-3

**Coral Gables:** Miami leads, 3-1

## BARRY

### MIAMI LEADS, 22-0

YEAR	DATE	SITE	W/L	SCORE
1985	4/9	Coral Gables, Fla.	W	12-1
1985	4/16	Coral Gables, Fla.	W	5-0
1986	4/1	Coral Gables, Fla.	W	9-1
1987	4/18	Coral Gables, Fla.	W	18-2
1988	2/17	Coral Gables, Fla.	W	5-0
1988	3/1	Coral Gables, Fla.	W	9-1
1990	2/14	Coral Gables, Fla.	W	7-1
1992	2/19	Coral Gables, Fla.	W	13-4
1992	4/7	Coral Gables, Fla.	W	12-8
1994	2/2	Coral Gables, Fla.	W	8-0
1994	5/6	Coral Gables, Fla.	W	11-3
1996	1/31	Coral Gables, Fla.	W	25-0
1997	2/25	Coral Gables, Fla.	W	8-3
1998	1/28	Coral Gables, Fla.	W	9-0

# ALL-TIME SERIES RESULTS

YEAR	DATE	SITE	W/L	SCORE
1999	1/26	Coral Gables, Fla.	W	8-3
2000	2/15	Coral Gables, Fla.	W	5-3
2009	4/1	Coral Gables, Fla.	W	15-10
2010	5/7	Coral Gables, Fla.	W	6-0
2010	5/8	Coral Gables, Fla.	W	11-1
2011	4/13	Coral Gables, Fla.	W	10-5
2013	2/27	Coral Gables, Fla.	W	5-1
2015	2/25	Coral Gables, Fla.	W	5-3

**Coral Gables:** Miami leads, 22-0

## BAYLOR

### MIAMI LEADS, 1-0

YEAR	DATE	SITE	W/L	SCORE
1978	6/3#	Omaha, Neb.	W	12-1

**Neutral Site:** Miami leads, 1-0

## BERNARD BARUCH

### MIAMI LEADS, 2-0

YEAR	DATE	SITE	W/L	SCORE
1972	3/27	Coral Gables, Fla.	W	3-1
1972	3/30	Coral Gables, Fla.	W	5-4

**Coral Gables:** Miami leads, 1-0

## BETHUNE-COOKMAN

### MIAMI LEADS, 41-6

YEAR	DATE	SITE	W/L	SCORE
1983	2/15	Coral Gables, Fla.	W	12-3
1984	2/14	Coral Gables, Fla.	W	17-1
1990	4/3	Coral Gables, Fla.	W	22-0 (7)
1996	3/29	Coral Gables, Fla.	W	10-3
1996	3/30	Coral Gables, Fla.	W	20-3
1998	4/10	Coral Gables, Fla.	W	9-3
1998	4/11	Coral Gables, Fla.	W	13-1
1998	4/12	Coral Gables, Fla.	W	17-0
1999	5/28+	Coral Gables, Fla.	W	15-9
2002	5/3	Coral Gables, Fla.	W	12-4
2002	5/4	Coral Gables, Fla.	L	1-3
2002	5/5	Coral Gables, Fla.	W	14-2
2003	5/30	Coral Gables, Fla.	W	10-5
2006	2/25	Coral Gables, Fla.	W	4-3
2006	2/25	Coral Gables, Fla.	W	9-1
2006	2/26	Coral Gables, Fla.	W	9-1
2008	3/25	Coral Gables, Fla.	W	10-5
2008	3/26	Coral Gables, Fla.	W	7-6
2008	5/30+	Coral Gables, Fla.	W	7-4
2009	5/8	Coral Gables, Fla.	L	0-1
2009	5/9	Coral Gables, Fla.	W	14-4
2009	5/10	Coral Gables, Fla.	L	2-5
2010	4/20	Coral Gables, Fla.	W	5-2
2011	4/20	Coral Gables, Fla.	W	5-3
2012	5/4	Coral Gables, Fla.	W	7-0
2012	5/5	Coral Gables, Fla.	W	5-4
2012	5/6	Coral Gables, Fla.	W	4-3
2013	4/3	Coral Gables, Fla.	L	3-5
2013	4/17	Coral Gables, Fla.	W	6-1
2014	3/11	Coral Gables, Fla.	L	3-7
2014	4/2	Coral Gables, Fla.	W	10-1
2014	5/30#	Coral Gables, Fla.	W	1-0
2014	6/1#	Coral Gables, Fla.	W	10-0
2015	4/1	Coral Gables, Fla.	W	13-3

YEAR	DATE	SITE	W/L	SCORE
2015	5/6	Coral Gables, Fla.	W	14-0
2016	3/23	Coral Gables, Fla.	W	5-4
2016	5/10	Coral Gables, Fla.	W	14-7
2017	5/5	Coral Gables, Fla.	W	6-5
2017	5/6	Coral Gables, Fla.	L	3-7
2017	5/7	Coral Gables, Fla.	W	7-1
2018	5/4	Coral Gables, Fla.	W	4-2
2018	5/5	Coral Gables, Fla.	W	8-7
2018	5/6	Coral Gables, Fla.	W	12-11
2019	5/3	Coral Gables, Fla.	W	9-3
2019	5/4	Coral Gables, Fla.	W	12-7
2019	5/5	Coral Gables, Fla.	W	13-5
2022	4/19	Coral Gables, Fla.	W	9-0

**Coral Gables:** Miami leads, 41-6

## BISCAYNE

### MIAMI LEADS, 51-4

YEAR	DATE	SITE	W/L	SCORE
1968	3/5	Miami, Fla.	W	9-0 (F)
1968	3/12	Coral Gables, Fla.	W	9-0 (F)
1968	4/24	Coral Gables, Fla.	W	9-0 (F)
1969	4/16	Coral Gables, Fla.	W	9-1
1969	4/23	Miami, Fla.	W	10-0
1969	5/6	Coral Gables, Fla.	L	4-7
1969	5/7	Miami, Fla.	W	3-0
1970	3/10	Coral Gables, Fla.	W	5-2
1970	4/14	Coral Gables, Fla.	W	2-1
1970	5/5	Coral Gables, Fla.	W	9-1
1971	4/14	Coral Gables, Fla.	W	6-2
1971	4/21	Miami, Fla.	W	21-4 (8)
1971	5/5	Coral Gables, Fla.	W	7-0
1972	3/8	Coral Gables, Fla.	W	7-2
1972	4/26	Miami, Fla.	W	11-1
1972	5/2	Coral Gables, Fla.	W	9-0
1973	4/5	Coral Gables, Fla.	W	4-3
1973	4/25	Coral Gables, Fla.	W	26-3
1973	5/1	Coral Gables, Fla.	W	17-0
1973	5/2	Coral Gables, Fla.	W	16-2
1974	2/27	Coral Gables, Fla.	W	12-0
1974	4/24	Coral Gables, Fla.	W	13-5
1974	5/1	Coral Gables, Fla.	W	19-1
1974	5/7	Miami, Fla.	W	18-1
1975	3/12	Coral Gables, Fla.	W	6-2
1975	4/9	Miami, Fla.	W	2-1
1975	4/16	Coral Gables, Fla.	W	7-1
1975	5/1	Coral Gables, Fla.	W	8-0
1976	4/8	Miami, Fla.	W	6-3
1976	4/16	Coral Gables, Fla.	W	6-2
1976	4/17	Miami, Fla.	W	10-1
1976	4/28	Coral Gables, Fla.	L	2-3 (13)
1977	3/2	Miami, Fla.	W	10-2
1977	3/15	Coral Gables, Fla.	W	6-3
1977	3/16	Coral Gables, Fla.	W	4-3
1977	4/22	Coral Gables, Fla.	W	4-0
1977	4/23	Coral Gables, Fla.	W	7-5
1978	3/1	Miami, Fla.	W	9-5
1978	3/13	Miami, Fla.	W	14-2
1978	4/11	Miami, Fla.	L	4-6
1978	4/26	Coral Gables, Fla.	W	4-1
1979	4/18	Coral Gables, Fla.	W	10-1
1979	4/24	Coral Gables, Fla.	W	5-1
1980	4/15	Coral Gables, Fla.	W	7-4
1980	4/16	Coral Gables, Fla.	W	2-1
1980	4/19	Coral Gables, Fla.	W	9-4

# ALL-TIME SERIES RESULTS

YEAR	DATE	SITE	W/L	SCORE
1980	4/30	Coral Gables, Fla.	W	15-0
1981	2/25	Coral Gables, Fla.	W	5-3
1981	4/22	Coral Gables, Fla.	W	5-3
1981	4/28	Coral Gables, Fla.	L	2-4
1982	2/18	Coral Gables, Fla.	W	7-1
1982	3/9	Coral Gables, Fla.	W	13-1
1983	3/29	Coral Gables, Fla.	W	8-5
1983	4/20	Coral Gables, Fla.	W	5-3
1983	5/3	Coral Gables, Fla.	W	4-0

**Coral Gables:** Miami leads, 39-3

**Miami:** Miami leads, 12-1

## BOSTON COLLEGE

### MIAMI LEADS, 27-10

YEAR	DATE	SITE	W/L	SCORE
2003	3/21	Coral Gables, Fla.	W	18-8
2003	3/22	Coral Gables, Fla.	W	17-5
2008	3/7	Coral Gables, Fla.	W	10-7
2008	3/8	Coral Gables, Fla.	W	8-3
2008	3/9	Coral Gables, Fla.	W	7-1
2009	5/1	Chestnut Hill, Mass.	W	5-1
2009	5/2	Brockton, Mass.	W	7-5
2009	5/3	Chestnut Hill, Mass.	L	3-13
2009	5/22%	Durham, N.C.	L	1-10
2010	3/12	Coral Gables, Fla.	L	0-3
2010	3/13	Coral Gables, Fla.	W	7-1
2010	3/14	Coral Gables, Fla.	W	11-4
2010	5/27%	Greensboro, N.C.	L	10-12 (12)
2011	4/3	Chestnut Hill, Mass.	W	19-4
2011	4/3	Chestnut Hill, Mass.	W	7-6 (5)
2012	4/9	Coral Gables, Fla.	W	7-3
2012	4/10	Coral Gables, Fla.	W	5-3
2012	4/11	Coral Gables, Fla.	W	4-1
2013	4/26	Chestnut Hill, Mass.	L	0-1
2013	4/27	Chestnut Hill, Mass.	W	5-0
2013	4/28	Chestnut Hill, Mass.	L	2-3 (11)
2014	3/7	Coral Gables, Fla.	W	6-2
2014	3/8	Coral Gables, Fla.	W	5-2
2014	3/9	Coral Gables, Fla.	W	4-3
2016	6/10\$	Coral Gables, Fla.	W	12-7
2016	6/11\$	Coral Gables, Fla.	L	3-5
2016	6/12\$	Coral Gables, Fla.	W	9-4
2017	4/28	Chestnut Hill, Mass.	W	3-0
2017	4/29	Chestnut Hill, Mass.	W	14-5
2017	4/30	Chestnut Hill, Mass.	L	2-9
2018	5/17	Coral Gables, Fla.	W	3-0
2018	5/18	Coral Gables, Fla.	W	4-3
2021	4/30	Brighton, Mass.	L	0-13
2021	5/1	Brighton, Mass.	W	2-1
2021	5/2	Brighton, Mass.	L	6-11
2022	3/11	Coral Gables, Fla.	L	11-12
2022	3/12	Coral Gables, Fla.	W	11-3
2022	3/13	Coral Gables, Fla.	W	12-2

**Coral Gables:** Miami leads, 19-2

**Chestnut Hill/Brockton/Brighton:** Miami leads, 8-6

**Neutral Site:** Boston College leads, 2-0

## BOSTON UNIVERSITY

### MIAMI LEADS, 2-0

YEAR	DATE	SITE	W/L	SCORE
1989	3/9	Coral Gables, Fla.	W	17-0 (7)
1990	3/11	Coral Gables, Fla.	W	25-1

**Coral Gables:** Miami leads, 2-0

## BOWLING GREEN

### MIAMI LEADS, 13-0

YEAR	DATE	SITE	W/L	SCORE
1977	3/20	Coral Gables, Fla.	W	18-3
1978	3/19	Coral Gables, Fla.	W	5-1
1979	3/24	Coral Gables, Fla.	W	10-1
1980	3/21	Coral Gables, Fla.	W	7-1
1980	3/28	Coral Gables, Fla.	W	8-3
1981	3/23	Coral Gables, Fla.	W	12-0
1981	3/29	Coral Gables, Fla.	W	8-1
1982	3/19	Coral Gables, Fla.	W	15-2
1982	3/22	Coral Gables, Fla.	W	14-1
1982	3/24	Coral Gables, Fla.	W	12-0
1986	3/28	Coral Gables, Fla.	W	7-3
1986	3/29	Coral Gables, Fla.	W	12-8
1988	5/21	Coral Gables, Fla.	W	21-6

**Coral Gables:** Miami leads, 13-0

## BRADLEY

### MIAMI LEADS, 1-0

YEAR	DATE	SITE	W/L	SCORE
1972	4/5	New Orleans, La.	W	12-3

**Neutral Site:** Miami leads, 1-0

## BUCKNELL

### MIAMI LEADS, 1-0

YEAR	DATE	SITE	W/L	SCORE
2001	5/25+	Coral Gables, Fla.	W	14-6

**Coral Gables:** Miami leads, 1-0

## BUFFALO

### MIAMI LEADS, 25-2

YEAR	DATE	SITE	W/L	SCORE
1974	3/20	Coral Gables, Fla.	W	5-2
1974	3/22	Coral Gables, Fla.	W	16-1
1975	3/10	Coral Gables, Fla.	W	10-1
1975	3/13	Coral Gables, Fla.	W	8-6
1975	3/16	Coral Gables, Fla.	W	8-5
1975	3/20	Coral Gables, Fla.	W	3-2
1977	3/30	Coral Gables, Fla.	W	10-3
1977	4/1	Coral Gables, Fla.	W	11-0
1977	4/4	Coral Gables, Fla.	W	7-5
1977	4/5	Coral Gables, Fla.	W	12-0
1977	4/11	Coral Gables, Fla.	W	13-4
1977	4/12	Coral Gables, Fla.	W	3-0
1978	3/27	Coral Gables, Fla.	W	3-1
1978	3/29	Coral Gables, Fla.	W	3-2 (10)
1978	3/30	Coral Gables, Fla.	W	8-1
1978	3/31	Coral Gables, Fla.	W	4-2

# ALL-TIME SERIES RESULTS

YEAR	DATE	SITE	W/L	SCORE
1978	4/1	Coral Gables, Fla.	W	4-6
1978	4/2	Coral Gables, Fla.	W	3-1
1979	4/5	Coral Gables, Fla.	W	5-3
1979	4/8	Coral Gables, Fla.	W	8-3
1979	4/9	Coral Gables, Fla.	W	10-7
1979	4/10	Coral Gables, Fla.	W	3-0
1979	4/14	Coral Gables, Fla.	W	5-3
1979	4/15	Coral Gables, Fla.	W	10-0
1980	3/6	Coral Gables, Fla.	L	1-2
1980	3/9	Coral Gables, Fla.	W	15-8
1980	3/10	Coral Gables, Fla.	W	14-7

**Coral Gables:** Miami leads, 25-2

## C.W. POST

### MIAMI LEADS, 4-0

YEAR	DATE	SITE	W/L	SCORE
1997	3/21	Coral Gables, Fla.	W	7-2
2000	3/3	Coral Gables, Fla.	W	19-2
2000	3/4	Coral Gables, Fla.	W	21-6
2000	3/5	Coral Gables, Fla.	W	33-0

**Coral Gables:** Miami leads, 4-0

## CAL STATE FULLERTON

### CAL STATE FULLERTON LEADS, 11-6

YEAR	DATE	SITE	W/L	SCORE
1982	5/31#	Omaha, Neb.	W	4-3
1983	5/20	Fullerton, Calif.	L	3-6
1983	5/21	Fullerton, Calif.	W	3-0
1983	5/22	Fullerton, Calif.	L	3-4
1984	6/6#	Omaha, Neb.	L	5-13
1985	4/6	Oklahoma City, Okla.	W	6-3
1988	6/4#	Omaha, Neb.	L	3-6
1992	6/2#	Omaha, Neb.	L	5-7
1992	6/5#	Omaha, Neb.	L	1-8
1996	5/16	Coral Gables, Fla.	W	5-4
1996	5/17	Coral Gables, Fla.	W	8-4
1996	5/18	Coral Gables, Fla.	L	6-7
2001	3/30	Coral Gables, Fla.	L	2-8
2001	3/31	Coral Gables, Fla.	L	5-8
2001	4/1	Coral Gables, Fla.	L	2-9
2002	3/2	Fullerton, Calif.	W	5-3
2004	6/21#	Omaha, Neb.	L	3-6

**Coral Gables:** Cal State Fullerton leads, 4-2

**Fullerton:** Tied, 2-2

**Neutral Site:** Cal State Fullerton leads, 5-2

## CAL STATE NORTHRIDGE

### CAL STATE NORTHRIDGE LEADS, 1-0

YEAR	DATE	SITE	W/L	SCORE
1991	5/24+	Fresno, Calif.	L	6-13

**Neutral Site:** Cal State Northridge leads, 1-0

## CALIFORNIA

### MIAMI LEADS, 7-1

YEAR	DATE	SITE	W/L	SCORE
1980	6/4#	Omaha, Neb.	L	3-4
1982	2/5	Coral Gables, Fla.	W	10-2
1982	2/6	Coral Gables, Fla.	W	8-1
1982	2/7	Coral Gables, Fla.	W	10-4
1991	2/1	Coral Gables, Fla.	W	9-8
1991	2/2	Coral Gables, Fla.	W	6-4
1991	2/3	Coral Gables, Fla.	W	13-6
1992	5/29#	Omaha, Neb.	W	4-3 (13)

**Coral Gables:** Miami leads, 6-0

**Neutral Site:** Tied, 1-1

## CAMPBELL

### MIAMI LEADS, 3-1

YEAR	DATE	SITE	W/L	SCORE
2003	2/6	Coral Gables, Fla.	W	13-2
2003	2/7	Coral Gables, Fla.	W	10-3
2003	2/8	Coral Gables, Fla.	L	9-12
2004	3/10	Coral Gables, Fla..	W	10-8

**Coral Gables:** Miami leads, 3-1

## CANISIUS

### MIAMI LEADS, 1-0

YEAR	DATE	SITE	W/L	SCORE
2022	6/4+	Coral Gables, Fla.	W	11-6

**Coral Gables:** Miami leads, 1-0

## CENTRAL MICHIGAN

### TIED, 1-1

YEAR	DATE	SITE	W/L	SCORE
2019	5/31+	Starkville, Miss.	L	5-6
2019	6/2+	Starkville, Miss.	W	18-3

**Neutral Site:** Tied, 1-1

## CLEMSON

### MIAMI LEADS, 43-30-1

YEAR	DATE	SITE	W/L	SCORE
1977	5/22+	Coral Gables, Fla.	W	10-3
1977	5/22+	Coral Gables, Fla.	L	9-10
1977	5/23+	Coral Gables, Fla.	L	2-7
1978	5/19+	Coral Gables, Fla.	L	5-8
1978	5/21+	Coral Gables, Fla.	W	7-5
1979	5/19+	Coral Gables, Fla.	W	2-1
1979	5/20+	Coral Gables, Fla.	W	4-1
1980	5/31#	Omaha, Neb.	W	13-5
1986	5/9	Greenville, S.C.	W	6-5
1986	5/10	Greenville, S.C.	L	4-7
1986	5/11	Greenville, S.C.	L	5-9
1987	3/20	Coral Gables, Fla.	L	2-8
1987	3/21	Coral Gables, Fla.	L	9-11
1987	3/22	Coral Gables, Fla.	T	10-10
1989	4/28	Clemson, S.C.	W	11-5
1989	4/29	Clemson, S.C.	W	10-2
1989	4/30	Clemson, S.C.	L	4-5

# ALL-TIME SERIES RESULTS

YEAR	DATE	SITE	W/L	SCORE
1989	5/20	Chapel Hill, N.C.	W	2-0
1990	3/22	Coral Gables, Fla.	W	9-2
1990	3/23	Coral Gables, Fla.	W	11-5
1990	3/24	Coral Gables, Fla.	W	2-1
1994	4/29	Clemson, S.C.	L	5-7
1994	4/30	Clemson, S.C.	W	6-3
1994	5/1	Clemson, S.C.	L	8-9 (12)
1995	5/12	Coral Gables, Fla.	W	7-6
1995	5/13	Coral Gables, Fla.	L	5-7
1995	5/14	Coral Gables, Fla.	W	8-4
1996	5/31#	Omaha, Neb.	W	7-3
1996	6/5#	Omaha, Neb.	W	14-5
1999	4/2	Charlotte, N.C.	W	5-3
1999	4/3	Charlotte, N.C.	L	5-7
1999	4/4	Charlotte, N.C.	W	14-11
2000	1/29	Orlando, Fla.	L	0-4
2001	6/1\$	Coral Gables, Fla.	W	10-8
2001	6/2\$	Coral Gables, Fla.	W	14-6
2005	5/19	Clemson, S.C.	L	5-15
2005	5/20	Clemson, S.C.	L	2-9
2005	5/21	Clemson, S.C.	L	2-6
2005	5/26%	Jacksonville, Fla.	L	1-9
2006	3/31	Coral Gables, Fla.	L	6-8
2006	4/1	Coral Gables, Fla.	L	2-6
2006	4/2	Coral Gables, Fla.	L	1-14
2007	3/30	Clemson, S.C.	W	10-3
2007	3/31	Clemson, S.C.	L	1-4
2007	4/1	Clemson, S.C.	W	7-6
2007	5/23%	Jacksonville, Fla.	L	4-5
2008	4/4	Coral Gables, Fla.	W	6-4
2008	4/5	Coral Gables, Fla.	W	15-5
2008	4/6	Coral Gables, Fla.	W	7-6
2008	5/21%	Jacksonville, Fla.	W	7-1
2009	4/11	Clemson, S.C.	W	12-8
2009	4/11	Clemson, S.C.	L	1-9
2009	4/12	Clemson, S.C.	L	6-9
2012	3/30	Clemson, S.C.	L	1-3
2012	3/31	Clemson, S.C.	L	1-3
2012	4/1	Clemson, S.C.	W	4-2
2013	4/19	Coral Gables, Fla.	L	0-1
2013	4/20	Coral Gables, Fla.	W	2-1
2013	4/21	Coral Gables, Fla.	W	7-0
2013	5/25%	Durham, N.C.	W	7-0
2014	4/25	Clemson, S.C.	W	5-2
2014	4/26	Clemson, S.C.	W	3-2 (12)
2014	4/27	Clemson, S.C.	W	10-2
2014	5/22%	Greensboro, N.C.	L	2-3
2016	3/25	Coral Gables, Fla.	W	9-8
2016	3/26	Coral Gables, Fla.	W	5-4 (11)
2016	3/27	Coral Gables, Fla.	W	10-5
2018	4/13	Clemson, S.C.	W	12-11 (12)
2018	4/14	Clemson, S.C.	W	6-1
2018	4/14	Clemson, S.C.	L	3-8
2018	5/24%	Durham, N.C.	L	1-7
2021	4/16	Coral Gables, Fla.	W	12-3
2021	4/17	Coral Gables, Fla.	W	10-2
2021	4/18	Coral Gables, Fla.	W	3-2
2022	3/18	Clemson, S.C.	W	11-4
2022	3/19	Clemson, S.C.	W	4-1
2022	3/20	Clemson, S.C.	L	5-20

**Coral Gables:** Miami leads, 22-10-1

**Clemson/Greenville:** Series tied, 15-15

**Neutral Site:** Miami leads, 8-6

## COASTAL CAROLINA

### MIAMI LEADS, 11-0

YEAR	DATE	SITE	W/L	SCORE
1994	5/20	Coral Gables, Fla.	W	4-1
1994	5/21	Coral Gables, Fla.	W	7-4
1996	2/9	Coral Gables, Fla.	W	8-3
1996	4/25	Coral Gables, Fla.	W	7-2
1996	2/11	Coral Gables, Fla.	W	16-11
1997	4/25	Coral Gables, Fla.	W	10-2
1997	4/27	Coral Gables, Fla.	W	10-2
1997	4/27	Coral Gables, Fla.	W	7-3
2004	4/30	Coral Gables, Fla.	W	6-1
2004	5/1	Coral Gables, Fla.	W	5-1
2004	5/2	Coral Gables, Fla.	W	13-11

**Coral Gables:** Miami leads, 11-0

## COLGATE

### MIAMI LEADS, 4-1

YEAR	DATE	SITE	W/L	SCORE
1969	4/1	Coral Gables, Fla.	W	5-1
1969	4/2	Coral Gables, Fla.	L	5-7
1969	4/3	Coral Gables, Fla.	W	4-3 (10)
1970	3/31	Coral Gables, Fla.	W	11-8
1970	4/2	Coral Gables, Fla.	W	9-1

**Coral Gables:** Miami leads, 4-1

## COLORADO STATE

### MIAMI LEADS, 1-0

YEAR	DATE	SITE	W/L	SCORE
1984	2/23	Coral Gables, Fla.	W	14-4

**Coral Gables:** Miami leads, 1-0

## COLUMBIA

### MIAMI LEADS, 4-2

YEAR	DATE	SITE	W/L	SCORE
2013	3/19	Coral Gables, Fla.	W	9-6
2013	3/20	Coral Gables, Fla.	W	6-4
2015	5/30+	Coral Gables, Fla.	W	8-3
2015	5/31+	Coral Gables, Fla.	L	0-3
2015	6/1+	Coral Gables, Fla.	W	21-3
2019	3/20	Coral Gables, Fla.	L	2-4

**Coral Gables:** Miami leads, 4-2

## CONNECTICUT

### MIAMI LEADS, 2-0

YEAR	DATE	SITE	W/L	SCORE
1970	3/27	Coral Gables, Fla.	W	2-1
1970	3/28	Coral Gables, Fla.	W	4-0

**Coral Gables:** Miami leads, 2-0

# ALL-TIME SERIES RESULTS

## CORNELL

### MIAMI LEADS, 5-2

YEAR	DATE	SITE	W/L	SCORE
1971	3/30	Coral Gables, Fla.	W	9-3
1971	4/2	Coral Gables, Fla.	W	6-3
1973	3/20	Coral Gables, Fla.	L	3-4
1973	3/20	Coral Gables, Fla.	L	3-6
1984	3/25	Coral Gables, Fla.	W	8-6
2001	3/21	Coral Gables, Fla.	W	2-1 (10)
2008	3/18	Coral Gables, Fla.	W	20-9

Coral Gables: Miami leads, 5-2

## CREIGHTON

### MIAMI LEADS, 8-1

YEAR	DATE	SITE	W/L	SCORE
1985	3/12	Coral Gables, Fla.	W	6-5
1985	3/13	Coral Gables, Fla.	W	14-7
1986	3/16	Coral Gables, Fla.	W	2-1
1987	3/15	Coral Gables, Fla.	L	2-5
1987	3/16	Coral Gables, Fla.	W	10-9
1988	3/13	Coral Gables, Fla.	W	11-2
1988	3/14	Coral Gables, Fla.	W	9-4
1989	3/12	Coral Gables, Fla.	W	2-1 (10)
1989	3/13	Coral Gables, Fla.	W	6-5

Coral Gables: Miami leads, 8-1

## DARTMOUTH

### MIAMI LEADS, 3-1

YEAR	DATE	SITE	W/L	SCORE
2000	3/24	Coral Gables, Fla.	L	5-6
2000	3/25	Coral Gables, Fla.	W	10-8
2000	3/26	Coral Gables, Fla.	W	6-1
2010	6/4+	Coral Gables, Fla.	W	12-8

Coral Gables: Miami leads, 3-1

## DAVIDSON

### TIED, 1-1

YEAR	DATE	SITE	W/L	SCORE
1990	3/13	Coral Gables, Fla.	W	4-0
1990	3/15	Coral Gables, Fla.	L	2-3

Coral Gables: Tied, 1-1

## DELAWARE

### MIAMI LEADS, 4-0

YEAR	DATE	SITE	W/L	SCORE
1971	3/17	Coral Gables, Fla.	W	5-1
1971	3/18	Coral Gables, Fla.	W	6-5
1980	3/25	Coral Gables, Fla.	W	11-2
1980	5/27+	Coral Gables, Fla.	W	10-1

Coral Gables: Miami leads, 4-0

## DREXEL

### MIAMI LEADS, 1-0

YEAR	DATE	SITE	W/L	SCORE
1998	3/25	Homestead, Fla.	W	8-6

Neutral Site: Miami leads, 1-0

## DUKE

### MIAMI LEADS, 46-13

YEAR	DATE	SITE	W/L	SCORE
1966	3/28	Coral Gables, Fla.	L	1-3 (10)
1966	3/29	Coral Gables, Fla.	L	4-5
1967	3/29	Coral Gables, Fla.	W	3-0
1967	4/1	Coral Gables, Fla.	W	8-4
1997	4/18	Coral Gables, Fla.	W	6-2
1997	4/19	Coral Gables, Fla.	W	9-5
1997	4/20	Coral Gables, Fla.	W	17-1
2005	3/11	Coral Gables, Fla.	W	14-3
2005	3/12	Coral Gables, Fla.	W	12-1
2005	3/13	Coral Gables, Fla.	W	6-1
2006	3/17	Durham, N.C.	W	3-0
2006	3/18	Durham, N.C.	W	4-3
2006	3/19	Durham, N.C.	W	7-1
2007	5/17	Coral Gables, Fla.	W	9-4
2007	5/18	Coral Gables, Fla.	W	5-1
2007	5/19	Coral Gables, Fla.	W	14-5
2008	3/28	Durham, N.C.	W	7-5 (10)
2008	3/29	Durham, N.C.	W	8-1
2009	3/13	Coral Gables, Fla.	W	5-4
2009	3/14	Coral Gables, Fla.	L	0-2
2009	3/15	Coral Gables, Fla.	W	7-6
2010	3/19	Durham, N.C.	W	3-1
2010	3/20	Durham, N.C.	W	11-3
2010	3/21	Durham, N.C.	W	7-6
2011	5/19	Coral Gables, Fla.	W	4-1
2011	5/20	Coral Gables, Fla.	L	0-2
2011	5/21	Coral Gables, Fla.	W	5-2
2012	5/16	Durham, N.C.	L	1-5
2012	5/17	Durham, N.C.	W	2-1
2012	5/18	Durham, N.C.	W	7-1
2013	3/9	Coral Gables, Fla.	L	2-4
2013	3/10	Coral Gables, Fla.	L	2-9
2013	3/11	Coral Gables, Fla.	W	5-3
2014	5/9	Durham, N.C.	W	6-1
2014	5/10	Durham, N.C.	W	9-1
2014	5/11	Durham, N.C.	W	4-3
2014	5/24%	Greensboro, N.C.	W	6-5 (12)
2015	4/3	Coral Gables, Fla.	W	4-3
2015	4/4	Coral Gables, Fla.	W	3-2
2015	4/5	Coral Gables, Fla.	W	10-0
2016	4/15	Durham, N.C.	W	14-2
2016	4/16	Durham, N.C.	L	5-12
2016	4/17	Durham, N.C.	W	9-0
2017	4/8	Coral Gables, Fla.	W	9-7
2017	4/9	Coral Gables, Fla.	W	7-0
2017	4/10	Coral Gables, Fla.	L	2-5 (10)
2018	3/16	Durham, N.C.	L	3-4
2018	3/17	Durham, N.C.	L	1-4
2018	3/18	Durham, N.C.	W	8-2
2019	5/16	Coral Gables, Fla.	W	4-3
2019	5/17	Coral Gables, Fla.	L	3-12
2019	5/18	Coral Gables, Fla.	W	5-1
2021	4/2	Coral Gables, Fla.	W	3-1
2021	4/3	Coral Gables, Fla.	W	11-5
2021	4/4	Coral Gables, Fla.	W	7-1



# ALL-TIME SERIES RESULTS

YEAR	DATE	SITE	W/L	SCORE
2021	5/27*	Charlotte, N.C.	L	2-3
2022	4/1	Durham, N.C.	W	4-1
2022	4/2	Durham, N.C.	W	4-3
2022	4/3	Durham, N.C.	W	11-3

**Coral Gables:** Miami leads, 26-8

**Durham:** Miami leads, 19-4

**Neutral Site:** Tied, 1-1

## EAST CAROLINA

### MIAMI LEADS, 3-2

YEAR	DATE	SITE	W/L	SCORE
1984	5/26+	Tallahassee, Fla.	W	6-4
1999	3/6	Coral Gables, Fla.	L	5-6
2001	3/16	Coral Gables, Fla.	W	14-13
2001	3/17	Coral Gables, Fla.	L	2-7
2001	3/18	Coral Gables, Fla.	W	8-4 (10)

**Coral Gables:** Tied, 2-2

**Neutral Site:** Miami leads, 1-0

## EASTERN ILLINOIS

### MIAMI LEADS, 1-0

YEAR	DATE	SITE	W/L	SCORE
1991	3/26	Coral Gables, Fla.	W	5-1

**Coral Gables:** Miami leads, 1-0

## EASTERN KENTUCKY

### MIAMI LEADS, 2-1

YEAR	DATE	SITE	W/L	SCORE
1991	4/19	Coral Gables, Fla.	W	6-2
1991	4/20	Coral Gables, Fla.	W	4-0
1991	4/21	Coral Gables, Fla.	L	2-3

**Coral Gables:** Miami leads, 2-1

## EASTERN MICHIGAN

### MIAMI LEADS, 2-0

YEAR	DATE	SITE	W/L	SCORE
2000	2/26	Homestead, Fla.	W	10-1
2000	2/27	Homestead, Fla.	W	9-1

**Neutral Site:** Miami leads, 2-0

## ECKERD

### MIAMI LEADS, 8-4

YEAR	DATE	SITE	W/L	SCORE
1975	4/25	Coral Gables, Fla.	W	3-1
1975	4/26	Coral Gables, Fla.	W	3-1
1976	4/9	Coral Gables, Fla.	W	2-0
1976	4/10	Coral Gables, Fla.	L	4-5
1977	4/29	Coral Gables, Fla.	W	13-4
1977	4/30	Coral Gables, Fla.	L	3-4
1981	4/13	Coral Gables, Fla.	W	7-2
1981	4/14	Coral Gables, Fla.	L	9-10
1982	4/1	Coral Gables, Fla.	L	9-11 (11)
1988	2/16	Coral Gables, Fla.	W	4-0
1989	5/2	Coral Gables, Fla.	W	7-6
1990	2/28	Coral Gables, Fla.	W	15-7

**Coral Gables:** Miami leads, 8-4

## ELON

### MIAMI LEADS, 11-4

YEAR	DATE	SITE	W/L	SCORE
1999	4/30	Coral Gables, Fla.	L	6-13
1999	5/1	Coral Gables, Fla.	W	11-0
1999	5/2	Coral Gables, Fla.	W	24-5
2001	2/16	Coral Gables, Fla.	W	4-2
2001	2/18	Coral Gables, Fla.	W	7-4
2001	2/16	Coral Gables, Fla.	W	10-9 (12)
2002	3/29	Coral Gables, Fla.	L	2-3
2002	3/30	Coral Gables, Fla.	L	8-11
2002	3/31	Coral Gables, Fla.	W	5-4
2004	3/5	Coral Gables, Fla.	W	6-3
2004	3/6	Coral Gables, Fla.	W	24-0
2004	3/7	Coral Gables, Fla.	W	6-5
2007	2/23	Coral Gables, Fla.	L	7-10
2007	2/24	Coral Gables, Fla.	W	17-4
2007	2/25	Coral Gables, Fla.	W	6-3

**Coral Gables:** Miami leads, 11-4

## FLORIDA

### MIAMI LEADS, 133-130-1

YEAR	DATE	SITE	W/L	SCORE
1940	4/9	Gainesville, Fla.	L	13-18
1947	4/4	Coral Gables, Fla.	W	1-0
1947	4/5	Coral Gables, Fla.	W	1-0 (10)
1948	5/7	Gainesville, Fla.	L	8-16
1948	5/8	Gainesville, Fla.	L	7-8
1949	4/8	Coral Gables, Fla.	L	4-17
1949	4/9	Coral Gables, Fla.	W	9-8
1949	5/13	Gainesville, Fla.	L	5-9
1949	5/14	Gainesville, Fla.	W	7-4
1950	4/7	Coral Gables, Fla.	L	2-3 (13)
1950	4/8	Coral Gables, Fla.	W	5-3
1950	5/1	Gainesville, Fla.	L	4-6
1950	5/2	Gainesville, Fla.	W	12-9
1951	4/30	Gainesville, Fla.	W	4-3 (10)
1951	5/1	Gainesville, Fla.	L	9-17
1952	4/11	Coral Gables, Fla.	L	1-4
1952	4/12	Coral Gables, Fla.	L	5-8
1952	5/5	Gainesville, Fla.	L	3-10
1952	5/6	Gainesville, Fla.	T	13-13
1954	3/12	Coral Gables, Fla.	L	7-9
1954	3/13	Coral Gables, Fla.	L	8-9

# ALL-TIME SERIES RESULTS

YEAR	DATE	SITE	W/L	SCORE	YEAR	DATE	SITE	W/L	SCORE
1955	3/28	Gainesville, Fla.	L	0-4	1977	2/26	Coral Gables, Fla.	W	5-4
1955	3/29	Gainesville, Fla.	W	4-3	1978	2/25	Gainesville, Fla.	L	4-5
1956	4/2	Coral Gables, Fla.	L	3-6	1978	2/26	Gainesville, Fla.	L	3-4
1956	4/3	Coral Gables, Fla.	L	0-4	1979	3/3	Coral Gables, Fla.	W	8-2
1957	3/16	Gainesville, Fla.	L	1-10	1979	3/4	Coral Gables, Fla.	W	5-2
1957	3/16	Gainesville, Fla.	L	5-9	1980	2/16	Gainesville, Fla.	W	7-0
1958	3/28	Coral Gables, Fla.	W	3-1	1980	2/17	Gainesville, Fla.	W	5-0
1958	3/29	Coral Gables, Fla.	W	9-8 (11)	1981	2/20	Coral Gables, Fla.	W	8-5
1960	4/1	Coral Gables, Fla.	L	3-9	1981	2/21	Coral Gables, Fla.	W	2-0
1960	4/2	Coral Gables, Fla.	W	3-2	1981	5/6	Gainesville, Fla.	L	7-8
1961	4/24	Gainesville, Fla.	L	4-10	1981	5/7	Gainesville, Fla.	W	11-4
1961	4/25	Gainesville, Fla.	W	19-9	1981	5/24+	Coral Gables, Fla.	W	8-6
1962	3/9	Coral Gables, Fla.	W	14-10	1982	2/13	Coral Gables, Fla.	W	7-3
1962	3/10	Coral Gables, Fla.	L	7-12	1982	2/14	Coral Gables, Fla.	W	6-2
1963	5/13	Gainesville, Fla.	W	4-0	1982	4/18	Gainesville, Fla.	L	2-6
1963	5/14	Gainesville, Fla.	L	0-11	1982	4/19	Gainesville, Fla.	W	8-7 (11)
1964	3/13	Miami, Fla.	W	3-1	1983	3/8	Gainesville, Fla.	L	3-5
1964	3/14	Coral Gables, Fla.	W	2-1	1983	3/9	Gainesville, Fla.	W	3-2
1964	3/14	Coral Gables, Fla.	L	7-13	1983	2/20	Coral Gables, Fla.	W	5-1
1965	3/26	Coral Gables, Fla.	L	0-2	1983	2/20	Coral Gables, Fla.	L	1-4
1965	4/23	Gainesville, Fla.	W	2-1	1984	2/3	Coral Gables, Fla.	L	7-9
1965	4/24	Gainesville, Fla.	L	3-7	1984	2/17	Coral Gables, Fla.	W	9-1
1965	4/24	Gainesville, Fla.	W	3-0	1984	2/18	Coral Gables, Fla.	L	3-10
1966	3/4	Coral Gables, Fla.	W	10-5	1984	3/28	Gainesville, Fla.	L	6-7 (8)
1966	3/5	Coral Gables, Fla.	L	3-4	1984	3/28	Gainesville, Fla.	W	8-6
1966	3/5	Coral Gables, Fla.	L	5-6	1984	5/24+	Tallahassee, Fla.	W	6-5
1966	4/22	Gainesville, Fla.	W	7-5 (11)	1985	2/15	Coral Gables, Fla.	W	5-2
1966	4/23	Gainesville, Fla.	L	1-3	1985	2/16	Coral Gables, Fla.	L	2-4
1967	4/8	Gainesville, Fla.	L	1-8	1985	2/17	Coral Gables, Fla.	W	5-2
1967	4/8	Gainesville, Fla.	W	5-4	1985	4/19	Gainesville, Fla.	W	11-0
1967	5/12	Coral Gables, Fla.	W	8-1	1985	4/20	Gainesville, Fla.	W	6-4
1967	5/13	Coral Gables, Fla.	L	10-11	1985	5/27+	Coral Gables, Fla.	L	1-8
1968	3/1	Coral Gables, Fla.	W	2-1	1985	5/28+	Coral Gables, Fla.	W	12-9
1968	3/2	Coral Gables, Fla.	W	1-0	1986	2/14	Coral Gables, Fla.	W	7-6
1968	4/12	Gainesville, Fla.	W	5-4	1986	2/15	Coral Gables, Fla.	W	7-6 (10)
1968	4/13	Gainesville, Fla.	W	9-5	1986	3/11	Gainesville, Fla.	W	6-5
1969	2/28	Coral Gables, Fla.	W	8-7 (12)	1986	3/12	Gainesville, Fla.	W	9-7
1969	3/1	Coral Gables, Fla.	W	5-3	1987	2/27	Coral Gables, Fla.	W	4-2
1969	4/25	Gainesville, Fla.	W	4-3	1987	2/28	Coral Gables, Fla.	W	12-4
1969	4/26	Gainesville, Fla.	L	3-7	1987	4/21	Gainesville, Fla.	L	2-3
1970	3/6	Coral Gables, Fla.	W	5-0	1987	4/22	Gainesville, Fla.	L	5-6
1970	3/7	Coral Gables, Fla.	W	5-4	1988	2/21	Gainesville, Fla.	L	2-3 (7)
1970	4/27	Gainesville, Fla.	L	6-7 (13)	1988	2/21	Gainesville, Fla.	W	9-7
1970	4/28	Gainesville, Fla.	L	3-9	1988	4/1	Coral Gables, Fla.	W	11-3
1971	3/5	Coral Gables, Fla.	W	2-0	1988	4/2	Coral Gables, Fla.	W	5-3
1971	3/6	Coral Gables, Fla.	W	7-5	1989	3/21	Coral Gables, Fla.	L	10-13
1971	4/26	Gainesville, Fla.	W	13-5	1989	3/22	Coral Gables, Fla.	W	4-0
1971	4/27	Gainesville, Fla.	W	1-0 (12)	1989	4/1	Gainesville, Fla.	L	1-7
1972	3/3	Coral Gables, Fla.	W	18-6	1989	4/2	Gainesville, Fla.	L	2-3
1972	3/4	Coral Gables, Fla.	L	3-6	1989	5/27+	Gainesville, Fla.	W	9-1
1972	4/17	Gainesville, Fla.	W	10-6	1990	2/24	Coral Gables, Fla.	L	4-5
1972	4/18	Gainesville, Fla.	L	3-6	1990	2/24	Coral Gables, Fla.	W	12-10
1973	3/2	Coral Gables, Fla.	W	7-0	1990	3/3	Gainesville, Fla.	W	6-3
1973	3/3	Coral Gables, Fla.	W	11-1	1990	3/4	Gainesville, Fla.	W	8-2
1973	4/9	Gainesville, Fla.	L	6-7	1991	2/23	Gainesville, Fla.	W	5-3
1973	4/10	Gainesville, Fla.	L	4-5	1991	2/24	Gainesville, Fla.	W	8-7
1974	3/1	Coral Gables, Fla.	W	4-3 (10)	1991	2/26	Coral Gables, Fla.	W	4-2
1974	3/2	Coral Gables, Fla.	L	6-9 (12)	1991	2/27	Coral Gables, Fla.	W	9-7 (10)
1974	4/8	Gainesville, Fla.	W	4-0	1992	2/22	Gainesville, Fla.	L	3-7
1974	4/9	Gainesville, Fla.	W	6-5	1992	2/23	Gainesville, Fla.	L	5-8
1975	3/7	Gainesville, Fla.	L	2-8	1992	3/6	Coral Gables, Fla.	W	7-1
1975	3/8	Gainesville, Fla.	L	1-2	1992	3/7	Coral Gables, Fla.	W	6-5
1975	5/3	Coral Gables, Fla.	W	6-1	1993	2/27	Gainesville, Fla.	L	2-3
1975	5/4	Coral Gables, Fla.	W	6-5	1993	2/28	Gainesville, Fla.	L	7-9
1976	3/1	Gainesville, Fla.	L	2-12	1993	3/12	Coral Gables, Fla.	W	7-1
1976	3/2	Gainesville, Fla.	L	6-9	1993	3/14	Coral Gables, Fla.	L	3-4 (10)
1977	2/25	Coral Gables, Fla.	L	6-9	1994	2/19	Gainesville, Fla.	L	0-5

# ALL-TIME SERIES RESULTS

YEAR	DATE	SITE	W/L	SCORE	YEAR	DATE	SITE	W/L	SCORE
1994	2/20	Gainesville, Fla.	W	4-3 (10)	2010	6/11S	Gainesville, Fla.	L	2-7
1994	3/11	Coral Gables, Fla.	W	4-3	2010	6/12S	Gainesville, Fla.	L	3-4 (10)
1994	3/12	Coral Gables, Fla.	W	4-2	2011	3/4	Gainesville, Fla.	L	3-8
1994	5/30+	Coral Gables, Fla.	W	10-6	2011	3/5	Gainesville, Fla.	L	0-1
1995	2/4	Gainesville, Fla.	L	3-5	2011	3/6	Gainesville, Fla.	L	3-5
1995	2/5	Gainesville, Fla.	W	10-2	2011	6/4+	Gainesville, Fla.	L	4-5
1995	2/17	Coral Gables, Fla.	W	5-4	2011	6/5+	Gainesville, Fla.	L	4-11
1995	2/18	Coral Gables, Fla.	L	2-4	2012	3/2	Coral Gables, Fla.	L	5-7
1996	2/2	Coral Gables, Fla.	L	4-7	2012	3/3	Coral Gables, Fla.	L	5-13
1996	2/3	Coral Gables, Fla.	W	5-1	2012	3/4	Coral Gables, Fla.	L	5-8
1996	2/24	Gainesville, Fla.	L	7-8	2013	3/1	Gainesville, Fla.	W	3-2
1996	2/25	Gainesville, Fla.	L	1-5	2013	3/2	Gainesville, Fla.	L	4-6
1997	2/15	Gainesville, Fla.	L	1-2	2013	3/3	Gainesville, Fla.	L	3-6
1997	2/16	Gainesville, Fla.	L	5-12	2014	2/21	Coral Gables, Fla.	W	6-4
1997	2/21	Coral Gables, Fla.	W	8-7	2014	2/22	Coral Gables, Fla.	W	5-2
1997	2/22	Coral Gables, Fla.	W	4-1	2014	2/23	Coral Gables, Fla.	L	4-6
1997	5/24+	Coral Gables, Fla.	W	6-5	2015	2/20	Gainesville, Fla.	L	3-4
1998	2/7	Coral Gables, Fla.	W	11-8	2015	2/21	Gainesville, Fla.	W	7-2
1998	2/8	Coral Gables, Fla.	W	17-11	2015	2/22	Gainesville, Fla.	L	1-2
1998	2/14	Gainesville, Fla.	L	5-19	2015	6/13#	Omaha, Neb.	L	3-15
1998	2/15	Gainesville, Fla.	L	10-14	2015	6/17#	Omaha, Neb.	L	2-10
1999	2/6	Gainesville, Fla.	L	4-7	2016	2/26	Coral Gables, Fla.	L	0-5
1999	2/7	Gainesville, Fla.	L	12-14	2016	2/27	Coral Gables, Fla.	W	5-3
1999	2/13	Coral Gables, Fla.	W	7-4	2016	2/28	Coral Gables, Fla.	L	3-7
1999	2/14	Coral Gables, Fla.	W	10-3	2017	2/24	Gainesville, Fla.	L	0-1
2000	2/4	Coral Gables, Fla.	W	16-8	2017	2/25	Gainesville, Fla.	L	0-2
2000	2/5	Coral Gables, Fla.	W	17-1	2017	2/26	Gainesville, Fla.	L	2-6
2000	2/12	Gainesville, Fla.	L	3-4	2018	2/23	Coral Gables, Fla.	L	3-7
2000	2/13	Gainesville, Fla.	L	11-20	2018	2/24	Coral Gables, Fla.	L	2-8
2001	2/3	Gainesville, Fla.	W	14-5	2018	2/25	Coral Gables, Fla.	W	2-0
2001	2/9	Coral Gables, Fla.	W	10-4	2019	2/22	Gainesville, Fla.	W	5-2
2001	2/10	Coral Gables, Fla.	W	8-7	2019	2/23	Gainesville, Fla.	L	3-9
2001	5/26+	Coral Gables, Fla.	W	6-2	2019	2/24	Gainesville, Fla.	L	1-4
2002	2/8	Coral Gables, Fla.	L	9-12	2020	2/21	Coral Gables, Fla.	L	1-2 (11)
2002	2/10	Coral Gables, Fla.	L	2-6	2020	2/22	Coral Gables, Fla.	L	4-7 (10)
2002	6/1+	Gainesville, Fla.	W	7-2	2020	2/23	Coral Gables, Fla.	L	3-5
2002	6/2+	Gainesville, Fla.	L	10-11	2021	2/19	Gainesville, Fla.	L	5-7
2002	6/2+	Gainesville, Fla.	W	8-7	2021	2/20	Gainesville, Fla.	W	10-9 (13)
2003	2/14	Gainesville, Fla.	W	9-2	2021	2/21	Gainesville, Fla.	W	8-6
2003	2/15	Gainesville, Fla.	L	3-5	2022	3/4	Coral Gables, Fla.	W	5-2
2003	6/1+	Coral Gables, Fla.	L	5-15	2022	3/5	Coral Gables, Fla.	L	1-8
2003	6/1+	Coral Gables, Fla.	W	13-10	2022	3/6	Coral Gables, Fla.	L	3-11
2004	2/13	Coral Gables, Fla.	L	0-3	<b>Coral Gables:</b> Miami leads, 82-50				
2004	2/14	Coral Gables, Fla.	W	4-1	<b>Gainesville:</b> Florida leads, 78-50-1				
2004	2/15	Coral Gables, Fla.	W	19-5	<b>Neutral Site:</b> Florida leads, 2-1				
2004	6/12S	Coral Gables, Fla.	W	8-7					
2004	6/13S	Coral Gables, Fla.	W	3-1					
2005	2/18	Gainesville, Fla.	W	9-7					
2005	2/19	Gainesville, Fla.	L	1-2					
2005	2/20	Gainesville, Fla.	L	11-14					
2006	2/17	Coral Gables, Fla.	L	1-2					
2006	2/18	Coral Gables, Fla.	L	1-4					
2006	2/19	Coral Gables, Fla.	L	10-11					
2007	2/16	Gainesville, Fla.	L	2-7					
2007	2/17	Gainesville, Fla.	L	5-7					
2007	2/18	Gainesville, Fla.	W	10-7					
2008	2/29	Coral Gables, Fla.	W	8-4					
2008	3/1	Coral Gables, Fla.	W	8-5					
2008	3/2	Coral Gables, Fla.	L	2-6					
2009	2/27	Gainesville, Fla.	W	8-5					
2009	2/28	Gainesville, Fla.	W	2-1					
2009	3/1	Gainesville, Fla.	W	16-2					
2009	5/30+	Gainesville, Fla.	L	2-8					
2009	5/31+	Gainesville, Fla.	L	5-16					
2010	3/5	Coral Gables, Fla.	L	1-7					
2010	3/6	Coral Gables, Fla.	W	9-6					
2010	3/7	Coral Gables, Fla.	L	2-4					

**Coral Gables:** Miami leads, 82-50

**Gainesville:** Florida leads, 78-50-1

**Neutral Site:** Florida leads, 2-1

## FLORIDA A&M

### MIAMI LEADS, 19-7

YEAR	DATE	SITE	W/L	SCORE
1968	3/9	Coral Gables, Fla.	W	6-5
1968	3/9	Coral Gables, Fla.	W	7-2
1968	4/17	Tallahassee, Fla.	W	3-0
1969	3/29	Coral Gables, Fla.	W	7-1
1970	5/11	Tallahassee, Fla.	W	8-7
1970	5/11	Tallahassee, Fla.	L	2-3
1971	4/8	Tallahassee, Fla.	W	1-0
1972	5/12	Tallahassee, Fla.	W	15-0
1972	5/13	Tallahassee, Fla.	W	7-1
1973	4/21	Tallahassee, Fla.	L	0-4
1973	4/21	Tallahassee, Fla.	L	2-3
1974	4/21	Tallahassee, Fla.	W	4-2
1974	4/21	Tallahassee, Fla.	L	5-8
1978	2/27	Coral Gables, Fla.	W	5-2
1978	2/28	Coral Gables, Fla.	W	13-2
1979	3/1	Coral Gables, Fla.	W	17-0

# ALL-TIME SERIES RESULTS

YEAR	DATE	SITE	W/L	SCORE	YEAR	DATE	SITE	W/L	SCORE
1979	3/2	Coral Gables, Fla.	W	14-0	2009	3/25	Boca Raton, Fla.	W	13-6
1979	4/13	Tallahassee, Fla.	L	0-5	2009	4/7	Coral Gables, Fla.	W	12-8
1979	4/13	Tallahassee, Fla.	W	1-0 (11)	2009	4/14	Coral Gables, Fla.	W	3-1
1980	3/26	Coral Gables, Fla.	W	11-4	2010	3/31	Coral Gables, Fla.	W	12-5
1980	3/27	Coral Gables, Fla.	W	20-1 (7)	2010	4/6	Coral Gables, Fla.	W	8-5
1980	5/6	Tallahassee, Fla.	L	3-4 (10)	2010	4/7	Boca Raton, Fla.	W	11-0
1980	5/7	Tallahassee, Fla.	W	13-6	2011	2/23	Boca Raton, Fla.	L	4-7
1981	4/5	Coral Gables, Fla.	W	21-3	2011	3/15	Coral Gables, Fla.	W	7-3
1981	5/5	Tallahassee, Fla.	L	1-2	2011	5/17	Coral Gables, Fla.	L	4-7
1981	5/5	Tallahassee, Fla.	W	3-2 (11)	2012	2/29	Coral Gables, Fla.	W	10-5
2016	4/29	Coral Gables, Fla.	W	13-3	2012	3/21	Boca Raton, Fla.	W	8-5
2016	4/30	Coral Gables, Fla.	W	11-2	2012	2/24	Coral Gables, Fla.	W	3-1
2016	5/1	Coral Gables, Fla.	W	12-7	2013	2/20	Boca Raton, Fla.	W	5-4 (11)

**Coral Gables:** Miami leads, 10-0

**Tallahassee:** Miami leads, 9-7

## FLORIDA ATLANTIC

### MIAMI LEADS, 68-20

YEAR	DATE	SITE	W/L	SCORE
1982	3/5	Coral Gables, Fla.	W	18-4
1982	5/6	Coral Gables, Fla.	W	4-3
1983	2/9	Coral Gables, Fla.	L	8-9
1983	4/13	Coral Gables, Fla.	W	13-5
1983	4/21	Pompano Beach, Fla.	W	4-2
1983	4/27	Coral Gables, Fla.	W	6-2
1984	2/7	Coral Gables, Fla.	L	10-11
1984	4/17	Coral Gables, Fla.	L	7-8
1984	4/24	Coral Gables, Fla.	W	6-5
1985	4/3	Coral Gables, Fla.	W	6-2
1985	4/24	Coral Gables, Fla.	W	11-3
1986	4/29	Coral Gables, Fla.	W	6-3
1987	4/17	Coral Gables, Fla.	W	19-9
1988	4/13	Coral Gables, Fla.	W	12-3
1989	4/14	Coral Gables, Fla.	W	14-0
1989	4/15	Coral Gables, Fla.	W	14-0
1990	4/28	Coral Gables, Fla.	W	11-3
1991	4/5	Coral Gables, Fla.	W	8-7
1992	4/21	Coral Gables, Fla.	W	14-2
1993	4/2	Coral Gables, Fla.	L	0-2
1993	4/3	Coral Gables, Fla.	W	3-0
1993	5/4	Coral Gables, Fla.	W	3-2 (10)
1994	3/13	Boca Raton, Fla.	W	7-4
1994	4/12	Coral Gables, Fla.	W	7-3
1995	2/1	Coral Gables, Fla.	W	5-2
1995	2/15	Coral Gables, Fla.	W	10-1
1995	3/1	Coral Gables, Fla.	W	16-6
1995	3/22	Boca Raton, Fla.	W	5-3
1996	2/21	Coral Gables, Fla.	W	12-3
1996	5/8	Coral Gables, Fla.	W	10-2
1997	4/23	Coral Gables, Fla.	W	12-6
1997	4/30	Coral Gables, Fla.	W	13-8
1998	4/15	Coral Gables, Fla.	W	4-2
1998	4/22	Coral Gables, Fla.	W	23-3
1999	2/17	Coral Gables, Fla.	W	3-1
1999	5/30+	Coral Gables, Fla.	W	3-2
2000	2/9	Coral Gables, Fla.	L	2-7
2000	5/27+	Coral Gables, Fla.	W	11-5
2001	1/25	Coral Gables, Fla.	W	9-3
2001	1/26	Boca Raton, Fla.	L	10-11
2001	1/27	Coral Gables, Fla.	W	4-2
2002	4/24	Coral Gables, Fla.	W	6-5
2003	4/2	Coral Gables, Fla.	L	3-5
2003	5/31+	Coral Gables, Fla.	W	1-0
2004	5/19	Coral Gables, Fla.	W	13-3
2004	6/6+	Coral Gables, Fla.	W	19-6
2008	4/1	Coral Gables, Fla.	W	16-7
2008	4/9	Coral Gables, Fla.	L	3-6
2008	4/16	Boca Raton, Fla.	W	12-10

YEAR	DATE	SITE	W/L	SCORE
2009	3/25	Boca Raton, Fla.	W	13-6
2009	4/7	Coral Gables, Fla.	W	12-8
2009	4/14	Coral Gables, Fla.	W	3-1
2010	3/31	Coral Gables, Fla.	W	12-5
2010	4/6	Coral Gables, Fla.	W	8-5
2010	4/7	Boca Raton, Fla.	W	11-0
2011	2/23	Boca Raton, Fla.	L	4-7
2011	3/15	Coral Gables, Fla.	W	7-3
2011	5/17	Coral Gables, Fla.	L	4-7
2012	2/29	Coral Gables, Fla.	W	10-5
2012	3/21	Boca Raton, Fla.	W	8-5
2012	2/24	Coral Gables, Fla.	W	3-1
2013	2/20	Boca Raton, Fla.	W	5-4 (11)
2013	3/27	Coral Gables, Fla.	L	1-6
2013	4/24	Coral Gables, Fla.	W	6-4
2014	2/19	Coral Gables, Fla.	L	2-5
2014	4/16	Coral Gables, Fla.	W	2-1
2014	4/23	Boca Raton, Fla.	W	10-9
2015	2/18	Boca Raton, Fla.	L	3-5
2015	4/8	Coral Gables, Fla.	W	4-3 (10)
2015	5/12	Coral Gables, Fla.	W	14-6
2016	4/20	Coral Gables, Fla.	L	3-4
2016	5/5	Coral Gables, Fla.	W	5-2
2017	3/1	Boca Raton, Fla.	W	5-2
2017	3/22	Coral Gables, Fla.	W	7-5
2017	4/19	Coral Gables, Fla.	W	8-2
2018	2/28	Boca Raton, Fla.	L	4-5
2018	3/21	Coral Gables, Fla.	L	9-11
2018	4/4	Coral Gables, Fla.	L	4-7
2019	2/20	Coral Gables, Fla.	W	11-4
2019	3/27	Boca Raton, Fla.	W	16-6
2019	4/3	Coral Gables, Fla.	L	4-6
2020	3/4	Boca Raton, Fla.	L	2-11
2021	3/9	Coral Gables, Fla.	W	11-2
2021	3/23	Boca Raton, Fla.	W	14-9
2021	5/18	Coral Gables, Fla.	L	0-3
2022	2/23	Coral Gables, Fla.	W	9-1
2022	3/23	Boca Raton, Fla.	W	7-1
2022	4/12	Coral Gables, Fla.	W	7-6

**Coral Gables:** Miami leads, 55-15

**Boca Raton:** Miami leads, 12-5

**Neutral Site:** Miami leads, 1-0

## FGCU

### MIAMI LEADS, 27-6

YEAR	DATE	SITE	W/L	SCORE
2008	4/8	Coral Gables, Fla.	W	4-2 (11)
2009	4/22	Coral Gables, Fla.	W	13-7
2010	4/14	Fort Myers, Fla.	W	9-0
2010	5/18	Coral Gables, Fla.	W	5-4
2011	3/23	Coral Gables, Fla.	W	5-2
2011	3/29	Coral Gables, Fla.	W	13-2
2011	4/6	Fort Myers, Fla.	W	8-1
2012	2/22	Fort Myers, Fla.	W	3-0
2012	4/11	Coral Gables, Fla.	L	2-4
2014	3/19	Fort Myers, Fla.	W	5-2 (10)
2014	3/26	Coral Gables, Fla.	W	4-0
2014	5/7	Coral Gables, Fla.	W	7-3
2015	3/4	Coral Gables, Fla.	W	7-3
2015	3/10	Fort Myers, Fla.	W	15-4
2015	3/25	Coral Gables, Fla.	L	1-8
2016	3/2	Coral Gables, Fla.	W	6-2
2016	4/5	Fort Myers, Fla.	W	4-0
2016	5/17	Coral Gables, Fla.	W	8-3
2017	3/29	Fort Myers, Fla.	L	0-3
2017	4/12	Coral Gables, Fla.	L	4-5
2017	5/16	Coral Gables, Fla.	W	5-1

# ALL-TIME SERIES RESULTS

YEAR	DATE	SITE	W/L	SCORE	YEAR	DATE	SITE	W/L	SCORE
2018	3/28	Fort Myers, Fla.	L	0-1	1986	2/27	Miami, Fla.	W	5-3 (11)
2018	4/18	Coral Gables, Fla.	W	8-1	1986	4/16	Miami, Fla.	L	8-9 (13)
2018	5/9	Coral Gables, Fla.	W	7-1	1987	4/3	Coral Gables, Fla.	W	7-4
2019	4/9	Coral Gables, Fla.	W	13-9	1987	4/4	Coral Gables, Fla.	W	12-1
2019	4/10	Fort Myers, Fla.	W	10-1	1987	4/5	Miami, Fla.	L	6-7 (12)
2019	4/16	Coral Gables, Fla.	W	13-4	1987	4/28	Coral Gables, Fla.	W	12-3
2021	3/17	Fort Myers, Fla.	W	15-2	1988	4/6	Miami, Fla.	W	4-2
2021	4/14	Coral Gables, Fla.	W	3-2	1988	4/22	Coral Gables, Fla.	W	8-3
2021	4/27	Coral Gables, Fla.	W	6-0	1988	4/23	Coral Gables, Fla.	L	1-2
2022	3/30	Fort Myers, Fla.	W	11-7	1989	4/21	Coral Gables, Fla.	W	5-2
2022	4/5	Coral Gables, Fla.	W	5-2	1989	4/22	Coral Gables, Fla.	W	7-2
2022	5/17	Coral Gables, Fla.	L	3-7	1989	4/23	Miami, Fla.	W	9-6

**Coral Gables:** Miami leads, 18-4

**Fort Myers:** Miami leads, 9-2

## FIU

### MIAMI LEADS, 99-29

YEAR	DATE	SITE	W/L	SCORE	YEAR	DATE	SITE	W/L	SCORE
1973	3/14	Coral Gables, Fla.	L	1-3	1992	2/13	Coral Gables, Fla.	W	6-1
1973	4/4	Coral Gables, Fla.	W	14-2	1992	2/14	Coral Gables, Fla.	W	22-1
1973	4/11	Coral Gables, Fla.	W	10-1	1992	2/16	Coral Gables, Fla.	W	7-1
1973	4/23	Coral Gables, Fla.	W	5-3	1993	2/17	Coral Gables, Fla.	W	4-3
1974	4/3	Coral Gables, Fla.	W	9-4	1993	4/6	Coral Gables, Fla.	W	7-3
1974	4/4	Coral Gables, Fla.	W	5-1	1993	4/13	Coral Gables, Fla.	W	9-2
1974	4/23	Miami, Fla.	W	6-2	1994	2/8	Coral Gables, Fla.	W	11-4
1975	3/11	Miami, Fla.	W	16-3	1994	2/15	Coral Gables, Fla.	W	4-0
1975	4/1	Coral Gables, Fla.	W	8-6	1994	3/3	Coral Gables, Fla.	W	3-0
1975	4/8	Coral Gables, Fla.	W	3-2	1994	5/10	Coral Gables, Fla.	L	5-6
1975	4/22	Miami, Fla.	W	9-3	1995	2/21	Coral Gables, Fla.	W	7-4
1976	4/14	Miami, Fla.	W	11-1	1995	4/4	Homestead, Fla.	L	2-4
1976	4/20	Miami, Fla.	L	11-12	1996	3/21	Coral Gables, Fla.	W	13-6
1976	4/27	Coral Gables, Fla.	W	15-5	1996	3/22	Coral Gables, Fla.	W	5-3
1976	4/29	Coral Gables, Fla.	L	6-7	1996	3/24	Coral Gables, Fla.	L	5-6
1977	3/1	Coral Gables, Fla.	W	3-2	1997	3/6	Coral Gables, Fla.	W	5-0
1977	3/29	Miami, Fla.	W	12-5	1997	3/7	Coral Gables, Fla.	W	3-4
1977	5/4	Miami, Fla.	W	7-6	1997	3/8	Coral Gables, Fla.	L	10-3
1978	5/3	Coral Gables, Fla.	W	3-2 (13)	1997	3/9	Coral Gables, Fla.	W	9-0
1978	4/18	Miami, Fla.	W	10-6	1997	5/23+	Coral Gables, Fla.	W	5-2
1979	2/23	Coral Gables, Fla.	W	11-3	1998	2/11	Coral Gables, Fla.	W	2-1
1979	2/24	Coral Gables, Fla.	W	12-4	1998	3/7	Coral Gables, Fla.	W	12-0
1980	4/8	Miami, Fla.	W	10-2	1999	2/10	Miami, Fla.	L	3-4
1980	4/22	Coral Gables, Fla.	L	4-6	1999	5/4	Coral Gables, Fla.	L	7-12
1980	4/29	Coral Gables, Fla.	W	13-6	1999	5/29+	Coral Gables, Fla.	W	6-4
1981	4/17	Coral Gables, Fla.	W	4-2	2000	3/1	Coral Gables, Fla.	L	6-7
1981	4/24	Coral Gables, Fla.	W	8-7	2000	3/28	Homestead, Fla.	W	5-2
1981	5/8	Coral Gables, Fla.	W	4-0	2000	5/28+	Coral Gables, Fla.	W	14-4
1981	5/11	Miami, Fla.	W	8-5	2001	2/7	Miami, Fla.	W	4-3
1982	3/3	Coral Gables, Fla.	L	6-10	2001	2/21	Coral Gables, Fla.	L	10-17
1982	3/31	Coral Gables, Fla.	L	1-2	2001	2/23	Homestead, Fla.	W	10-2
1982	4/4	Miami, Fla.	W	13-12 (13)	2001	2/24	Homestead, Fla.	W	2-0
1982	4/11	Miami, Fla.	L	0-5	2002	2/6	Miami, Fla.	L	2-6
1982	4/30	Coral Gables, Fla.	W	6-2	2002	2/22	Homestead, Fla.	W	6-2
1983	3/3	Miami, Fla.	W	8-4	2002	5/2	Coral Gables, Fla.	L	7-9
1983	4/12	Coral Gables, Fla.	W	8-6	2002	5/31+	Gainesville, Fla.	W	9-1
1983	4/19	Coral Gables, Fla.	W	7-2	2003	2/5	Coral Gables, Fla.	W	12-7
1983	4/26	Miami, Fla.	W	8-4	2003	4/16	Miami, Fla.	W	6-4
1983	5/4	Coral Gables, Fla.	W	16-5	2004	2/26	Miami, Fla.	L	7-11
1984	4/10	Coral Gables, Fla.	W	6-2	2004	2/27	Homestead, Fla.	W	9-7
1984	4/11	Miami, Fla.	W	8-5	2004	3/24	Coral Gables, Fla.	L	4-5
1984	5/9	Miami, Fla.	W	5-0	2005	2/1	Coral Gables, Fla.	W	7-0
1984	5/11	Coral Gables, Fla.	W	5-2	2005	3/23	Miami, Fla.	W	11-3
1984	5/12	Coral Gables, Fla.	W	8-3	2006	1/28	Coral Gables, Fla.	W	17-3
1985	4/10	Coral Gables, Fla.	W	6-3	2006	1/29	Miami, Fla.	W	5-0
1985	4/17	Miami, Fla.	W	4-3	2007	4/4	Coral Gables, Fla.	W	10-9
1986	2/25	Coral Gables, Fla.	W	6-0	2007	4/11	Miami, Fla.	W	11-7
					2008	4/2	Miami, Fla.	W	13-2

# ALL-TIME SERIES RESULTS

YEAR	DATE	SITE	W/L	SCORE	YEAR	DATE	SITE	W/L	SCORE
2008	4/23	Coral Gables, Fla.	L	3-6	1963	4/13	Coral Gables, Fla.	L	6-8
2015	5/29+	Coral Gables, Fla.	W	6-2	1963	4/13	Coral Gables, Fla.	W	3-1
2017	3/7	Coral Gables, Fla.	L	1-12	1964	4/17	Lakeland, Fla.	W	2-1
2017	3/8	Miami, Fla.	L	2-3	1964	4/18	Lakeland, Fla.	L	0-3
2017	4/25	Miami, Fla.	W	8-7	1964	4/18	Lakeland, Fla.	W	4-1
2017	4/26	Coral Gables, Fla.	L	4-5	1965	4/30	Coral Gables, Fla.	L	2-3
2018	3/7	Miami, Fla.	L	3-5	1965	5/1	Coral Gables, Fla.	L	0-5
2018	4/25	Coral Gables, Fla.	L	6-14	1965	5/1	Coral Gables, Fla.	W	9-1
2019	2/27	Miami, Fla.	W	10-8	1966	3/14	Lakeland, Fla.	W	10-4
2019	4/24	Coral Gables, Fla.	W	18-10	1966	3/14	Lakeland, Fla.	L	0-2
2021	3/31	Miami, Fla.	W	21-1	1967	3/11	Coral Gables, Fla.	W	6-3
2021	4/7	Coral Gables, Fla.	W	8-3	1967	3/11	Coral Gables, Fla.	L	7-13
2022	3/8	Miami, Fla.	W	12-5	1968	3/16	Lakeland, Fla.	L	2-6
2022	4/6	Coral Gables, Fla.	W	17-1	1968	3/16	Lakeland, Fla.	L	2-3

**Coral Gables:** Miami leads, 63-19

**Miami:** Miami leads, 30-9

**Neutral Site:** Miami leads, 6-1

## FLORIDA SOUTHERN

### MIAMI LEADS, 58-24

YEAR	DATE	SITE	W/L	SCORE
1947	4/9	Lakeland, Fla.	W	5-3
1947	4/10	Lakeland, Fla.	W	4-1
1947	5/10	Coral Gables, Fla.	W	4-1
1947	5/10	Coral Gables, Fla.	W	3-0
1948	4/23	Lakeland, Fla.	W	6-5 (10)
1948	4/24	Lakeland, Fla.	L	4-8
1948	5/14	Coral Gables, Fla.	W	3-1
1948	5/15	Coral Gables, Fla.	L	2-4
1949	4/1	Coral Gables, Fla.	W	12-2
1949	4/2	Coral Gables, Fla.	W	11-8
1949	4/11	Lakeland, Fla.	L	2-8
1949	4/12	Lakeland, Fla.	W	2-0
1950	4/21	Coral Gables, Fla.	W	7-2
1950	4/22	Coral Gables, Fla.	W	12-2
1950	5/9	Lakeland, Fla.	L	3-4 (13)
1951	5/14	Coral Gables, Fla.	W	7-1
1951	5/15	Coral Gables, Fla.	W	5-0
1954	4/1	Coral Gables, Fla.	W	8-6
1954	4/2	Coral Gables, Fla.	W	11-2
1955	4/18	Lakeland, Fla.	W	3-1
1955	4/19	Lakeland, Fla.	W	6-0
1955	4/29	Coral Gables, Fla.	W	5-4
1955	4/30	Coral Gables, Fla.	W	9-2
1956	4/6	Coral Gables, Fla.	W	4-2
1956	4/7	Coral Gables, Fla.	W	12-5
1956	4/23	Lakeland, Fla.	W	4-2
1956	4/24	Lakeland, Fla.	W	7-1
1957	4/5	Coral Gables, Fla.	W	10-7
1957	4/6	Coral Gables, Fla.	W	8-2
1957	4/19	Lakeland, Fla.	W	11-1
1957	4/20	Lakeland, Fla.	L	2-6
1958	3/14	Lakeland, Fla.	L	4-5 (10)
1958	3/15	Lakeland, Fla.	L	3-7
1958	4/5	Coral Gables, Fla.	W	7-2
1958	4/5	Coral Gables, Fla.	W	4-3
1959	4/22	Lakeland, Fla.	W	6-5
1959	5/1	Coral Gables, Fla.	W	4-2
1959	5/2	Coral Gables, Fla.	W	2-0 (10)
1960	4/9	Lakeland, Fla.	W	12-1
1960	4/30	Coral Gables, Fla.	W	21-0
1961	4/11	Lakeland, Fla.	L	3-5
1961	4/22	Coral Gables, Fla.	W	7-2
1962	4/6	Lakeland, Fla.	L	4-9
1963	4/12	Coral Gables, Fla.	W	9-0

**Coral Gables:** Miami leads, 41-8

**Lakeland:** Miami leads, 17-16

## FLORIDA STATE

### FLORIDA STATE LEADS 159-133-4

YEAR	DATE	SITE	W/L	SCORE
1951	3/22	Coral Gables, Fla.	W	11-2
1951	3/23	Coral Gables, Fla.	L	4-13
1952	4/4	Tallahassee, Fla.	L	1-3
1952	4/5	Tallahassee, Fla.	L	0-7
1955	4/15	Coral Gables, Fla.	L	3-4
1955	4/16	Coral Gables, Fla.	W	5-4
1956	4/27	Tallahassee, Fla.	L	5-13
1956	4/28	Tallahassee, Fla.	L	0-2
1957	4/16	Tallahassee, Fla.	L	3-15
1957	4/17	Tallahassee, Fla.	L	3-21
1957	4/30	Coral Gables, Fla.	L	3-15
1957	4/30	Coral Gables, Fla.	W	2-1
1958	4/18	Tallahassee, Fla.	L	0-18
1958	4/19	Tallahassee, Fla.	W	12-7
1958	5/5	Coral Gables, Fla.	L	2-9
1958	5/6	Coral Gables, Fla.	L	1-6
1960	3/14	Coral Gables, Fla.	L	3-6
1960	3/15	Coral Gables, Fla.	L	6-10
1960	5/13	Tallahassee, Fla.	L	3-16
1960	5/14	Tallahassee, Fla.	L	5-9
1961	4/17	Coral Gables, Fla.	L	0-2
1961	4/18	Coral Gables, Fla.	L	6-14



# ALL-TIME SERIES RESULTS

YEAR	DATE	SITE	W/L	SCORE	YEAR	DATE	SITE	W/L	SCORE
1962	4/16	Tallahassee, Fla.	W	6-4	1982	3/27	Tallahassee, Fla.	L	3-5
1962	4/17	Tallahassee, Fla.	L	8-9 (10)	1982	3/28	Tallahassee, Fla.	L	3-9
1963	4/1	Coral Gables, Fla.	L	1-2	1982	5/7	Coral Gables, Fla.	W	11-5
1963	4/2	Coral Gables, Fla.	W	4-1	1982	5/8	Coral Gables, Fla.	L	2-9
1965	3/12	Coral Gables, Fla.	L	4-7	1982	5/9	Coral Gables, Fla.	T	7-7 (5)
1965	3/13	Coral Gables, Fla.	L	4-9	1983	2/25	Coral Gables, Fla.	W	9-0
1965	3/13	Coral Gables, Fla.	T	9-9	1983	2/26	Coral Gables, Fla.	W	4-2
1966	4/8	Tallahassee, Fla.	W	6-1	1983	4/15	Tallahassee, Fla.	L	5-6
1966	4/9	Tallahassee, Fla.	L	2-10	1983	4/16	Tallahassee, Fla.	L	3-4
1967	3/3	Coral Gables, Fla.	L	4-9	1983	4/17	Tallahassee, Fla.	L	0-5
1967	3/4	Coral Gables, Fla.	L	5-6	1983	5/29+	Tallahassee, Fla.	W	10-5
1968	4/19	Tallahassee, Fla.	L	1-4	1984	2/4	Coral Gables, Fla.	W	10-4
1968	4/20	Tallahassee, Fla.	L	6-7	1984	2/24	Coral Gables, Fla.	W	7-0
1969	3/7	Coral Gables, Fla.	L	2-6	1984	2/25	Coral Gables, Fla.	W	14-5
1969	3/8	Coral Gables, Fla.	L	0-5	1984	2/26	Coral Gables, Fla.	L	6-7
1970	3/21	Tallahassee, Fla.	L	1-10	1984	4/13	Tallahassee, Fla.	L	2-3
1970	3/22	Tallahassee, Fla.	L	3-8	1984	4/14	Tallahassee, Fla.	W	4-3
1970	5/8	Tallahassee, Fla.	L	4-11	1984	4/15	Tallahassee, Fla.	L	4-5 (11)
1970	5/9	Tallahassee, Fla.	L	2-6	1985	2/22	Coral Gables, Fla.	L	2-5
1971	3/20	Coral Gables, Fla.	L	4-5 (10)	1985	2/23	Coral Gables, Fla.	W	15-4
1971	3/21	Coral Gables, Fla.	W	5-4 (10)	1985	2/24	Coral Gables, Fla.	W	6-5 (10)
1971	4/9	Tallahassee, Fla.	L	5-7	1985	4/12	Tallahassee, Fla.	W	3-2
1971	4/10	Tallahassee, Fla.	W	7-4	1985	4/13	Tallahassee, Fla.	L	5-13
1972	3/19	Coral Gables, Fla.	L	4-7	1985	4/14	Tallahassee, Fla.	W	8-5
1972	5/10	Tallahassee, Fla.	W	5-4	1986	4/11	Tallahassee, Fla.	L	1-6
1972	5/11	Tallahassee, Fla.	W	4-3	1986	4/12	Tallahassee, Fla.	W	4-3
1972	5/11	Tallahassee, Fla.	L	3-4 (10)	1986	4/13	Tallahassee, Fla.	L	3-8
1973	2/16	Coral Gables, Fla.	W	5-1	1986	5/2	Coral Gables, Fla.	W	11-10
1973	3/24	Coral Gables, Fla.	L	6-7	1986	5/3	Coral Gables, Fla.	L	6-14
1973	3/25	Coral Gables, Fla.	L	2-8	1986	5/4	Coral Gables, Fla.	W	7-5
1973	4/19	Tallahassee, Fla.	W	10-1	1986	6/3#	Omaha, Neb.	L	2-7
1973	4/20	Tallahassee, Fla.	L	1-4	1986	6/3#	Omaha, Neb.	L	3-4
1974	3/16	Coral Gables, Fla.	W	3-2	1987	4/10	Tallahassee, Fla.	L	3-14
1974	3/17	Coral Gables, Fla.	W	4-3	1987	4/11	Tallahassee, Fla.	W	11-6
1974	4/18	Tallahassee, Fla.	L	1-2	1987	4/12	Tallahassee, Fla.	W	11-10 (11)
1974	4/18	Tallahassee, Fla.	L	4-7	1987	5/1	Coral Gables, Fla.	W	4-3
1974	4/20	Tallahassee, Fla.	W	17-3	1987	5/2	Coral Gables, Fla.	L	4-6
1975	3/25	Coral Gables, Fla.	L	0-3	1987	5/3	Coral Gables, Fla.	L	6-8
1975	3/26	Coral Gables, Fla.	W	2-0	1987	5/22+	Tallahassee, Fla.	L	2-5
1975	3/26	Coral Gables, Fla.	L	7-10	1988	4/8	Tallahassee, Fla.	W	8-3
1975	4/4	Tallahassee, Fla.	L	0-8	1988	4/9	Tallahassee, Fla.	L	8-20
1975	4/5	Tallahassee, Fla.	L	2-5	1988	4/10	Tallahassee, Fla.	T	5-5 (8)
1975	5/23+	Starkville, Miss.	L	0-1	1988	5/6	Coral Gables, Fla.	L	5-6
1975	5/24+	Starkville, Miss.	L	5-6	1988	5/7	Coral Gables, Fla.	W	9-7
1976	2/23	Coral Gables, Fla.	L	1-5	1988	5/8	Coral Gables, Fla.	L	3-6
1976	5/5	Tallahassee, Fla.	W	6-1	1989	4/7	Tallahassee, Fla.	L	0-3
1976	5/6	Tallahassee, Fla.	W	9-7	1989	4/8	Tallahassee, Fla.	W	8-1
1976	5/6	Tallahassee, Fla.	L	4-20	1989	4/9	Tallahassee, Fla.	L	3-11
1977	4/19	Tallahassee, Fla.	L	10-14	1989	5/5	Coral Gables, Fla.	W	11-2
1977	4/20	Tallahassee, Fla.	W	10-4	1989	5/6	Coral Gables, Fla.	W	8-2
1977	4/25	Coral Gables, Fla.	W	12-10	1989	5/7	Coral Gables, Fla.	L	4-8
1977	4/26	Coral Gables, Fla.	W	12-3	1990	4/13	Tallahassee, Fla.	L	3-7
1977	4/26	Coral Gables, Fla.	W	10-2	1990	4/14	Tallahassee, Fla.	W	8-5
1978	5/20+	Coral Gables, Fla.	W	7-2	1990	4/15	Tallahassee, Fla.	W	8-3
1979	3/30	Coral Gables, Fla.	W	4-3	1990	5/4	Coral Gables, Fla.	W	7-3
1979	3/31	Coral Gables, Fla.	W	5-3	1990	5/5	Coral Gables, Fla.	L	2-6
1979	4/11	Tallahassee, Fla.	L	2-9	1990	5/6	Coral Gables, Fla.	L	4-8
1979	4/12	Tallahassee, Fla.	L	2-3 (11)	1991	4/12	Tallahassee, Fla.	L	2-7
1980	2/22	Tallahassee, Fla.	W	10-0	1991	4/13	Tallahassee, Fla.	L	4-12
1980	2/23	Coral Gables, Fla.	W	4-3	1991	4/14	Tallahassee, Fla.	L	5-8
1980	2/24	Coral Gables, Fla.	L	8-9	1991	5/3	Coral Gables, Fla.	L	2-3
1980	5/3	Tallahassee, Fla.	W	10-6	1991	5/4	Coral Gables, Fla.	L	1-4
1980	5/4	Tallahassee, Fla.	L	5-7	1991	5/5	Coral Gables, Fla.	W	8-6
1980	5/5	Tallahassee, Fla.	W	7-5	1992	4/10	Tallahassee, Fla.	W	10-6
1981	3/6	Coral Gables, Fla.	W	10-8	1992	4/11	Tallahassee, Fla.	W	6-3
1981	3/7	Coral Gables, Fla.	W	19-4	1992	4/12	Tallahassee, Fla.	W	6-5
1981	3/8	Coral Gables, Fla.	W	3-2	1992	4/24	Coral Gables, Fla.	W	7-3
1981	5/2	Tallahassee, Fla.	L	4-5	1992	4/25	Coral Gables, Fla.	W	5-4
1981	5/3	Tallahassee, Fla.	W	4-3	1992	4/26	Coral Gables, Fla.	L	2-3
1981	5/4	Tallahassee, Fla.	W	14-6	1993	4/9	Tallahassee, Fla.	L	0-7
1981	5/23+	Coral Gables, Fla.	W	4-3 (10)	1993	4/10	Tallahassee, Fla.	L	1-8
1982	3/26	Tallahassee, Fla.	W	6-5 (10)	1993	4/11	Tallahassee, Fla.	L	2-6

# ALL-TIME SERIES RESULTS

YEAR	DATE	SITE	W/L	SCORE	YEAR	DATE	SITE	W/L	SCORE
1993	4/23	Coral Gables, Fla.	L	0-1	2004	4/16	Coral Gables, Fla.	W	10-0
1993	4/24	Coral Gables, Fla.	W	14-13 (10)	2004	4/17	Coral Gables, Fla.	W	7-3
1993	4/25	Coral Gables, Fla.	W	4-3 (12)	2004	4/18	Coral Gables, Fla.	L	3-10
1994	4/8	Tallahassee, Fla.	L	3-6	2005	4/22	Coral Gables, Fla.	W	5-2
1994	4/9	Tallahassee, Fla.	W	5-1	2005	4/23	Coral Gables, Fla.	W	5-3
1994	4/10	Tallahassee, Fla.	W	2-1	2005	4/24	Coral Gables, Fla.	L	1-13
1994	4/15	Coral Gables, Fla.	L	1-6	2006	4/15	Tallahassee, Fla.	W	7-3
1994	4/16	Coral Gables, Fla.	W	8-0	2006	4/16	Tallahassee, Fla.	L	1-16
1994	4/17	Coral Gables, Fla.	L	2-7	2006	4/17	Tallahassee, Fla.	W	7-5
1995	4/7	Tallahassee, Fla.	L	1-9	2007	4/27	Coral Gables, Fla.	L	6-7
1995	4/8	Tallahassee, Fla.	W	6-5	2007	4/28	Coral Gables, Fla.	L	8-13
1995	4/9	Tallahassee, Fla.	L	2-3	2007	4/29	Coral Gables, Fla.	W	7-1
1995	4/14	Coral Gables, Fla.	L	6-9	2007	5/25%	Jacksonville, Fla.	W	9-3
1995	4/15	Coral Gables, Fla.	L	1-10	2008	4/18	Tallahassee, Fla.	W	11-4
1995	4/16	Coral Gables, Fla.	W	3-2	2008	4/19	Tallahassee, Fla.	L	5-9
1995	6/4#	Omaha, Neb.	W	4-2	2008	4/20	Tallahassee, Fla.	W	11-10
1996	4/5	Tallahassee, Fla.	L	2-13	2008	6/16#	Omaha, Neb.	W	7-5
1996	4/6	Tallahassee, Fla.	W	13-2	2009	4/3	Coral Gables, Fla.	L	4-14
1996	4/7	Tallahassee, Fla.	L	1-15	2009	4/4	Coral Gables, Fla.	W	6-4
1996	4/12	Coral Gables, Fla.	W	6-2	2009	4/5	Coral Gables, Fla.	W	14-8
1996	4/13	Coral Gables, Fla.	W	9-8	2009	5/21%	Jacksonville, Fla.	L	2-4
1996	4/14	Coral Gables, Fla.	W	7-4	2010	4/23	Tallahassee, Fla.	W	6-5
1997	4/11	Tallahassee, Fla.	W	9-5	2010	4/24	Tallahassee, Fla.	L	7-8
1997	4/12	Tallahassee, Fla.	W	8-5	2010	4/25	Tallahassee, Fla.	L	6-7
1997	4/13	Tallahassee, Fla.	L	7-8	2010	5/26%	Greensboro, N.C.	W	9-3
1997	5/2	Coral Gables, Fla.	W	9-1	2011	4/29	Coral Gables, Fla.	L	5-6
1997	5/3	Coral Gables, Fla.	W	7-6	2011	4/30	Coral Gables, Fla.	L	0-2
1997	5/4	Coral Gables, Fla.	L	3-7	2011	5/1	Coral Gables, Fla.	W	5-1
1998	4/3	Tallahassee, Fla.	W	9-4	2012	4/20	Tallahassee, Fla.	L	2-11
1998	4/4	Tallahassee, Fla.	W	8-2	2012	4/21	Tallahassee, Fla.	L	1-6
1998	4/5	Tallahassee, Fla.	W	9-6	2012	4/22	Tallahassee, Fla.	L	7-8
1998	5/1	Coral Gables, Fla.	W	7-1	2013	4/5	Coral Gables, Fla.	L	2-4
1998	5/2	Coral Gables, Fla.	L	5-11	2013	4/6	Coral Gables, Fla.	W	6-0
1998	5/3	Coral Gables, Fla.	L	4-5	2013	4/7	Coral Gables, Fla.	L	1-5
1998	4/16	Tallahassee, Fla.	L	2-8	2014	2/28	Tallahassee, Fla.	W	3-1
1999	4/17	Tallahassee, Fla.	W	4-3	2014	3/1	Tallahassee, Fla.	L	2-10
1999	4/18	Tallahassee, Fla.	W	8-7	2014	3/2	Tallahassee, Fla.	L	6-13
1999	4/23	Coral Gables, Fla.	W	8-7	2015	4/24	Coral Gables, Fla.	L	7-8 (17)
1999	4/24	Coral Gables, Fla.	W	9-4	2015	4/25	Coral Gables, Fla.	L	5-15
1999	4/25	Coral Gables, Fla.	W	9-8	2015	4/26	Coral Gables, Fla.	W	12-0
1999	6/19#	Omaha, Neb.	W	6-5	2016	5/19	Tallahassee, Fla.	W	4-2
2000	4/7	Tallahassee, Fla.	L	13-14 (17)	2016	5/21	Tallahassee, Fla.	W	8-5
2000	4/8	Tallahassee, Fla.	L	2-12	2016	5/21	Tallahassee, Fla.	L	2-3 (10)
2000	4/9	Tallahassee, Fla.	L	4-5	2016	5/28%	Durham, N.C.	L	4-5
2000	4/14	Coral Gables, Fla.	W	7-3	2017	4/21	Coral Gables, Fla.	L	3-6
2000	4/15	Coral Gables, Fla.	W	7-3	2017	4/22	Coral Gables, Fla.	W	5-4 (10)
2000	4/16	Coral Gables, Fla.	L	3-14	2018	4/27	Tallahassee, Fla.	L	0-2
2000	6/2\$	Tallahassee, Fla.	L	2-9	2018	4/28	Tallahassee, Fla.	L	1-10
2000	6/3\$	Tallahassee, Fla.	W	7-5	2018	4/29	Tallahassee, Fla.	W	11-5
2000	6/4\$	Tallahassee, Fla.	L	1-6	2019	4/5	Coral Gables, Fla.	W	11-0
2001	4/13	Coral Gables, Fla.	L	9-10	2019	4/6	Coral Gables, Fla.	W	4-0
2001	4/14	Coral Gables, Fla.	W	5-4	2019	4/7	Coral Gables, Fla.	L	5-6
2001	4/15	Coral Gables, Fla.	W	7-1	2021	3/19	Coral Gables, Fla.	L	1-13
2001	4/20	Tallahassee, Fla.	W	7-5	2021	3/20	Coral Gables, Fla.	L	1-9
2001	4/21	Tallahassee, Fla.	W	9-6	2021	3/21	Coral Gables, Fla.	L	0-12
2001	4/22	Tallahassee, Fla.	W	7-4	2021	5/28%	Charlotte, N.C.	L	3-6
2002	4/5	Tallahassee, Fla.	L	3-13	2022	5/14	Tallahassee, Fla.	W	8-2
2002	4/6	Tallahassee, Fla.	W	5-2	2022	5/14	Tallahassee, Fla.	L	4-6
2002	4/7	Tallahassee, Fla.	L	7-9	2022	5/15	Tallahassee, Fla.	L	4-6
2002	4/12	Coral Gables, Fla.	L	4-6					
2002	4/13	Coral Gables, Fla.	L	3-9					
2002	4/14	Coral Gables, Fla.	L	11-17					
2003	4/18	Coral Gables, Fla.	L	2-4					
2003	4/19	Coral Gables, Fla.	L	4-6					
2003	4/20	Coral Gables, Fla.	T	7-7 (11)					
2003	4/25	Tallahassee, Fla.	L	0-1					
2003	4/26	Tallahassee, Fla.	W	14-3					
2003	4/27	Tallahassee, Fla.	L	0-12					
2004	4/9	Tallahassee, Fla.	L	5-6					
2004	4/10	Tallahassee, Fla.	W	17-11					
2004	4/11	Tallahassee, Fla.	W	4-0					

**Coral Gables:** Miami leads, 69-64-3

**Tallahassee:** Florida State leads, 83-59-1

**Neutral Site:** Florida State leads, 7-5

# ALL-TIME SERIES RESULTS

## FLORIDA TECH

### MIAMI LEADS, 8-2

YEAR	DATE	SITE	W/L	SCORE
1973	4/7	Melbourne, Fla.	W	19-2
1973	5/11	Coral Gables, Fla.	W	6-0
1973	5/12	Coral Gables, Fla.	W	10-1
1974	3/3	Coral Gables, Fla.	W	3-0
1974	3/3	Coral Gables, Fla.	L	1-7
1975	5/9	Orlando, Fla.	L	0-1
1978	2/17	Coral Gables, Fla.	W	5-0
1978	3/9	Orlando, Fla.	W	27-3
1978	3/10	Orlando, Fla.	W	10-1
1978	3/11	Orlando, Fla.	W	7-4

Coral Gables: Miami leads, 4-1

Melbourne: Miami leads, 1-0

Neutral Site: Miami leads, 3-1

## FORDHAM

### MIAMI LEADS, 9-1

YEAR	DATE	SITE	W/L	SCORE
1984	3/19	Coral Gables, Fla.	W	17-0
1984	3/22	Coral Gables, Fla.	W	11-4
1993	5/14	Coral Gables, Fla.	W	6-1
1993	5/15	Coral Gables, Fla.	W	8-0
2006	3/14	Coral Gables, Fla.	W	6-0
2007	3/2	Coral Gables, Fla.	W	14-8
2007	3/3	Coral Gables, Fla.	W	8-1
2007	3/4	Coral Gables, Fla.	W	10-9
2010	3/16	Coral Gables, Fla.	L	3-4
2010	3/17	Coral Gables, Fla.	W	9-8

Coral Gables: Miami leads, 9-1

## FRESNO STATE

### MIAMI LEADS, 1-0

YEAR	DATE	SITE	W/L	SCORE
1988	6/6#	Omaha, Neb.	W	8-4

Neutral Site: Miami leads, 1-0

## FORT LAUDERDALE COLLEGE

### MIAMI LEADS, 2-0

YEAR	DATE	SITE	W/L	SCORE
1983	5/17	Coral Gables, Fla.	W	27-10
1983	5/18	Coral Gables, Fla.	W	6-1

Coral Gables: Miami leads, 2-0

## FURMAN

### MIAMI LEADS, 9-1

YEAR	DATE	SITE	W/L	SCORE
1960	3/28	Coral Gables, Fla.	W	2-1
1960	3/29	Coral Gables, Fla.	W	6-3
1965	4/1	Coral Gables, Fla.	W	6-5
1965	4/2	Coral Gables, Fla.	W	14-2
1965	4/3	Coral Gables, Fla.	W	7-3
1966	4/13	Tallahassee, Fla.	L	4-6
1967	3/27	Coral Gables, Fla.	W	12-1
1967	3/28	Coral Gables, Fla.	W	6-2
1967	3/29	Coral Gables, Fla.	W	7-4
1998	3/7	Coral Gables, Fla.	W	6-2

Coral Gables: Miami leads, 8-1

Neutral Site: Furman leads, 1-0

## GEORGE WASHINGTON

### MIAMI LEADS, 11-1

YEAR	DATE	SITE	W/L	SCORE
1981	3/9	Coral Gables, Fla.	W	6-3
1982	3/16	Coral Gables, Fla.	W	12-0
1982	3/18	Coral Gables, Fla.	W	16-2
1984	3/15	Coral Gables, Fla.	W	17-0
1991	3/10	Coral Gables, Fla.	W	17-5
1991	3/11	Coral Gables, Fla.	W	5-1
1996	2/16	Coral Gables, Fla.	W	6-0
1996	2/17	Coral Gables, Fla.	W	14-1
YEAR	DATE	SITE	W/L	SCORE
1996	2/18	Coral Gables, Fla.	W	19-3
2005	2/25	Coral Gables, Fla.	W	12-1
2005	2/26	Coral Gables, Fla.	L	4-5
2005	2/27	Coral Gables, Fla.	W	16-3

Coral Gables: Miami leads, 11-1

## GEORGETOWN

### MIAMI LEADS, 4-0

YEAR	DATE	SITE	W/L	SCORE
1987	3/9	Coral Gables, Fla.	W	5-1
1988	3/10	Coral Gables, Fla.	W	8-2
1990	3/18	Coral Gables, Fla.	W	12-1
1993	3/10	Coral Gables, Fla.	W	9-5

Coral Gables: Miami leads, 4-0

## GEORGIA

### GEORGIA LEADS, 3-2

YEAR	DATE	SITE	W/L	SCORE
1965	4/14	Athens, Ga.	L	3-6
1995	2/11	Kissimmee, Fla.	W	12-10
1999	3/5	Coral Gables, Fla.	L	3-4
1999	3/7	Coral Gables, Fla.	W	8-1
2008	6/14#	Omaha, Neb.	L	4-7

Coral Gables: Tied, 1-1

Athens: Georgia leads, 1-0

Neutral Site: Tied, 1-1

# ALL-TIME SERIES RESULTS

## GEORGIA SOUTHERN

### MIAMI LEADS, 14-10

YEAR	DATE	SITE	W/L	SCORE
1966	4/15	Statesboro, Ga.	L	2-7
1966	4/16	Statesboro, Ga.	L	0-5
1967	4/17	Statesboro, Ga.	L	3-4 (10)
1967	4/18	Statesboro, Ga.	L	2-3
1973	5/25+	Starkville, Miss.	L	0-1
1973	5/29+	Starkville, Miss.	L	1-4
1974	5/23+	Starkville, Miss.	W	2-1
1976	5/3	Statesboro, Ga.	L	1-6
1976	5/4	Statesboro, Ga.	W	8-2
1977	4/8	Coral Gables, Fla.	W	10-1
1977	4/9	Coral Gables, Fla.	W	4-3
1978	5/9	Statesboro, Ga.	W	6-1
1978	5/10	Statesboro, Ga.	W	7-5
1979	3/22	Coral Gables, Fla.	W	7-4
1979	3/23	Coral Gables, Fla.	W	10-6
1982	5/11	Statesboro, Ga.	L	5-6 (11)
1982	5/12	Statesboro, Ga.	W	14-6
1987	5/21+	Tallahassee, Fla.	L	6-11
1991	5/10	Coral Gables, Fla.	W	4-2
1991	5/11	Coral Gables, Fla.	W	7-0
1991	5/12	Coral Gables, Fla.	W	10-5
1998	5/15	Coral Gables, Fla.	W	7-1
1998	5/16	Coral Gables, Fla.	W	13-0
1998	5/17	Coral Gables, Fla.	L	1-2

**Coral Gables:** Miami leads, 9-1

**Statesboro:** Georgia Southern leads, 6-4

**Neutral Site:** Georgia Southern leads, 3-1

## GEORGIA STATE

### MIAMI LEADS, 3-0

YEAR	DATE	SITE	W/L	SCORE
1993	3/26	Coral Gables, Fla.	W	13-2
1993	3/27	Coral Gables, Fla.	W	9-6
1993	3/27	Coral Gables, Fla.	W	19-1

**Coral Gables:** Miami leads, 3-0

## GEORGIA TECH

### MIAMI LEADS, 66-42-2

YEAR	DATE	SITE	W/L	SCORE
1958	3/21	Coral Gables, Fla.	W	7-6
1958	3/22	Coral Gables, Fla.	W	7-4
1959	3/25	Coral Gables, Fla.	W	4-3
1959	3/27	Coral Gables, Fla.	T	2-2
1959	3/28	Coral Gables, Fla.	L	3-15
1959	3/28	Coral Gables, Fla.	L	0-4
1960	3/24	Coral Gables, Fla.	W	5-1
1960	3/26	Coral Gables, Fla.	W	4-2
1961	3/23	Coral Gables, Fla.	W	10-3
1961	3/25	Coral Gables, Fla.	T	5-5
1965	4/12	Atlanta, Ga.	W	5-1
1965	4/13	Atlanta, Ga.	W	2-1
1966	5/13	Atlanta, Ga.	W	4-1
1966	5/14	Atlanta, Ga.	L	3-5
1967	4/21	Atlanta, Ga.	L	2-6
1967	4/22	Atlanta, Ga.	L	1-2
1967	4/22	Atlanta, Ga.	L	2-4
1971	5/27+	Gastonia, N.C.	W	4-3
1971	5/29+	Gastonia, N.C.	L	3-5

YEAR	DATE	SITE	W/L	SCORE
1978	4/16	Atlanta, Ga.	W	18-3
1982	5/14	Atlanta, Ga.	W	10-7
1982	5/15	Atlanta, Ga.	W	13-3
1983	2/21	Coral Gables, Fla.	L	1-4
1983	2/22	Coral Gables, Fla.	W	10-7
1983	2/23	Coral Gables, Fla.	W	10-4
1986	5/25+	Coral Gables, Fla.	W	7-6 (10)
1986	5/26+	Coral Gables, Fla.	W	15-9 (10)
1988	5/28+	Coral Gables, Fla.	W	4-2
1989	5/26+	Gainesville, Fla.	L	7-9
1991	5/17	Atlanta, Ga.	L	5-9
1991	5/18	Atlanta, Ga.	W	10-7
1991	5/19	Atlanta, Ga.	W	7-1
1992	5/15	Coral Gables, Fla.	W	6-2
1992	5/16	Coral Gables, Fla.	W	4-3
1992	5/17	Coral Gables, Fla.	W	6-5 (13)
1997	4/4	Coral Gables, Fla.	W	10-1
1997	4/5	Coral Gables, Fla.	W	9-4
1997	4/6	Coral Gables, Fla.	W	12-0
1998	4/24	Atlanta, Ga.	L	7-22
1998	4/25	Atlanta, Ga.	W	8-5
1998	4/26	Atlanta, Ga.	W	9-8
2000	5/6	Coral Gables, Fla.	L	2-10
2000	5/7	Coral Gables, Fla.	W	3-2
2000	5/8	Coral Gables, Fla.	W	7-5
2002	5/10	Atlanta, Ga.	L	6-7
2002	5/11	Atlanta, Ga.	W	10-2
2002	5/12	Atlanta, Ga.	L	8-16
2003	3/28	Coral Gables, Fla.	W	7-6
2003	3/29	Coral Gables, Fla.	W	13-8
2003	3/30	Coral Gables, Fla.	W	17-16
2004	4/2	Atlanta, Ga.	L	4-17
2004	4/3	Atlanta, Ga.	W	9-7
2004	4/4	Atlanta, Ga.	W	16-13
2005	3/25	Coral Gables, Fla.	W	20-1
2005	3/26	Coral Gables, Fla.	L	7-17
2005	3/27	Coral Gables, Fla.	L	10-11
2006	5/18	Atlanta, Ga.	W	8-7
2006	5/19	Atlanta, Ga.	L	5-14
2006	5/20	Atlanta, Ga.	L	7-12
2006	5/24%	Jacksonville, Fla.	L	1-2
2006	5/26%	Jacksonville, Fla.	L	4-7
2007	4/6	Coral Gables, Fla.	L	2-9
2007	4/7	Coral Gables, Fla.	W	5-2
2007	4/8	Coral Gables, Fla.	W	8-7
2008	4/12	Atlanta, Ga.	W	10-5
2008	4/12	Atlanta, Ga.	W	15-5
2008	4/13	Atlanta, Ga.	W	9-3
2008	5/22%	Jacksonville, Fla.	W	15-12
2009	3/27	Coral Gables, Fla.	L	9-13
2009	3/28	Coral Gables, Fla.	L	4-6
2009	3/29	Coral Gables, Fla.	W	6-2
2009	5/20%	Durham, N.C.	W	8-6
2010	5/14	Atlanta, Ga.	L	3-14
2010	5/15	Atlanta, Ga.	W	9-2
2010	5/16	Atlanta, Ga.	L	3-6
2011	3/25	Coral Gables, Fla.	L	3-8
2011	3/26	Coral Gables, Fla.	L	3-12
2011	3/27	Coral Gables, Fla.	L	1-3
2012	5/17	Atlanta, Ga.	W	5-4
2012	5/18	Atlanta, Ga.	W	8-6
2012	5/19	Atlanta, Ga.	L	1-2
2012	5/27%	Greensboro, N.C.	L	5-8
2013	5/16	Coral Gables, Fla.	W	8-3
2013	5/17	Coral Gables, Fla.	W	11-7
2013	5/18	Coral Gables, Fla.	L	1-10
2014	3/14	Atlanta, Ga.	W	10-8
2014	3/15	Atlanta, Ga.	L	7-13
2014	3/15	Atlanta, Ga.	L	2-3 (10)

# ALL-TIME SERIES RESULTS

YEAR	DATE	SITE	W/L	SCORE
2014	5/21*	Greensboro, N.C.	L	3-6
2015	5/14	Coral Gables, Fla.	W	3-0
2015	5/15	Coral Gables, Fla.	W	22-1
2015	5/16	Coral Gables, Fla.	W	17-4
2016	5/7	Atlanta, Ga.	L	1-12
2016	5/8	Atlanta, Ga.	W	12-2
2016	5/9	Atlanta, Ga.	W	17-6
2016	5/25*	Durham, N.C.	W	4-0
2017	3/10	Coral Gables, Fla.	W	10-8
2017	3/11	Coral Gables, Fla.	L	5-7 (11)
2017	3/12	Coral Gables, Fla.	W	17-7
2017	5/23*	Louisville, Ky.	W	6-5 (13)
2018	3/30	Atlanta, Ga.	L	1-6
2018	3/31	Atlanta, Ga.	L	4-13
2018	4/1	Atlanta, Ga.	L	1-4
2019	3/8	Coral Gables, Fla.	L	4-5 (10)
2019	3/9	Coral Gables, Fla.	W	6-5
2019	3/10	Coral Gables, Fla.	W	9-6
2021	5/14	Coral Gables, Fla.	L	3-14
2021	5/15	Coral Gables, Fla.	W	10-3
2021	5/16	Coral Gables, Fla.	W	5-4
2022	4/29	Atlanta, Ga.	L	1-3
2022	4/30	Atlanta, Ga.	L	5-7
2022	5/1	Atlanta, Ga.	W	13-2

**Coral Gables:** Miami leads, 37-16-2

**Atlanta:** Miami leads, 24-22

**Neutral Site:** Georgia Tech leads, 6-5

## GEORGIA-ATLANTA

### MIAMI LEADS, 1-0

YEAR	DATE	SITE	W/L	SCORE
1953	3/27	Coral Gables, Fla.	W	9-5

**Coral Gables:** Miami leads, 1-0

## GLASSBORO STATE

### MIAMI LEADS, 2-1

YEAR	DATE	SITE	W/L	SCORE
1978	3/28	Coral Gables, Fla.	W	7-6
1979	3/28	Coral Gables, Fla.	L	1-3
1979	3/29	Coral Gables, Fla.	W	9-4

**Coral Gables:** Miami leads, 2-1

## HARVARD

### MIAMI LEADS, 10-2

YEAR	DATE	SITE	W/L	SCORE
1974	6/7#	Omaha, Neb.	W	4-1
1997	3/27	Coral Gables, Fla.	W	10-2
1997	3/28	Coral Gables, Fla.	W	22-4
1997	3/29	Coral Gables, Fla.	L	6-9
1998	3/27	Coral Gables, Fla.	W	7-0
1998	3/28	Coral Gables, Fla.	W	13-0
1998	3/29	Coral Gables, Fla.	W	9-2
2000	3/30	Coral Gables, Fla.	W	6-0
2003	3/26	Homestead, Fla.	W	10-9
2022	2/25	Coral Gables, Fla.	L	6-11
2022	2/26	Coral Gables, Fla.	W	2-1
2022	2/27	Coral Gables, Fla.	W	10-0

**Coral Gables:** Miami leads, 8-2

**Neutral Site:** Miami leads, 2-0

## HAVANA

### MIAMI LEADS, 2-0

YEAR	DATE	SITE	W/L	SCORE
1951	5/11	Coral Gables, Fla.	W	10-1
1951	5/12	Coral Gables, Fla.	W	11-1

**Coral Gables:** Miami leads, 2-0

## HAWAII

### MIAMI LEADS, 3-2

YEAR	DATE	SITE	W/L	SCORE
1980	6/3#	Omaha, Neb.	L	3-9
1997	1/16	Honolulu, Hawaii	L	2-3
1997	1/17	Honolulu, Hawaii	W	14-7
1997	1/18	Honolulu, Hawaii	W	10-7
1997	1/19	Honolulu, Hawaii	W	13-11

**Honolulu:** Miami leads, 3-1

**Neutral Site:** Hawaii leads, 1-0

## HIGH POINT

### MIAMI LEADS, 3-0

YEAR	DATE	SITE	W/L	SCORE
2005	2/4	Coral Gables, Fla.	W	12-5
2005	2/5	Coral Gables, Fla.	W	7-6 (10)
2005	2/6	Coral Gables, Fla.	W	10-1

**Coral Gables:** Miami leads, 3-0

## HOFSTRA

### MIAMI LEADS, 2-1

YEAR	DATE	SITE	W/L	SCORE
2011	5/6	Coral Gables, Fla.	W	16-4
2011	5/7	Coral Gables, Fla.	W	9-3
2011	5/8	Coral Gables, Fla.	L	0-5

**Coral Gables:** Miami leads, 2-1

# ALL-TIME SERIES RESULTS

## HOUSTON

### HOUSTON LEADS, 1-0

YEAR	DATE	SITE	W/L	SCORE
2002	3/3	Fullerton, Calif.	L	6-8

Neutral Site: Houston leads, 1-0

## HOWARD

### MIAMI LEADS, 2-0

YEAR	DATE	SITE	W/L	SCORE
1978	3/27	Coral Gables, Fla.	W	12-2
1979	4/8	Coral Gables, Fla.	W	10-4

Coral Gables: Miami leads, 2-0

## ILLINOIS

### MIAMI LEADS, 15-3

YEAR	DATE	SITE	W/L	SCORE
1992	3/10	Coral Gables, Fla.	L	5-14
1992	3/11	Coral Gables, Fla.	W	7-1
1993	2/12	Coral Gables, Fla.	W	8-3
1993	2/13	Coral Gables, Fla.	W	4-3 (13)
1993	2/14	Coral Gables, Fla.	L	4-6
1994	3/5	Coral Gables, Fla.	W	7-1
1994	3/6	Coral Gables, Fla.	W	6-2
1995	3/3	Coral Gables, Fla.	W	4-2
1995	3/4	Coral Gables, Fla.	W	16-0
1995	3/5	Coral Gables, Fla.	L	4-7
1996	3/1	Coral Gables, Fla.	W	14-10
1996	3/2	Coral Gables, Fla.	W	10-0
1996	3/3	Coral Gables, Fla.	W	6-4
1997	3/14	Coral Gables, Fla.	W	5-2
1997	3/15	Coral Gables, Fla.	W	12-1
1997	3/16	Coral Gables, Fla.	W	3-2
1998	3/6	Coral Gables, Fla.	W	15-1
1998	3/8	Coral Gables, Fla.	W	12-7

Coral Gables: Miami leads, 15-3

## ILLINOIS STATE

### MIAMI LEADS, 6-2

YEAR	DATE	SITE	W/L	SCORE
1992	3/13	Coral Gables, Fla.	W	10-2
1992	3/14	Coral Gables, Fla.	W	3-0
1997	3/12	Coral Gables, Fla.	W	17-3
2011	3/8	Coral Gables, Fla.	W	5-4 (11)
2011	3/9	Coral Gables, Fla.	L	2-9
2012	3/3	Coral Gables, Fla.	W	11-6
2013	3/12	Coral Gables, Fla.	L	6-17
2013	3/13	Coral Gables, Fla.	W	9-2

Coral Gables: Miami leads, 6-2

## ILLINOIS-CHICAGO

### MIAMI LEADS, 5-0

YEAR	DATE	SITE	W/L	SCORE
1983	3/23	Coral Gables, Fla.	W	5-3
1983	3/24	Coral Gables, Fla.	W	17-3
2004	3/19	Coral Gables, Fla.	W	6-3
2004	3/20	Coral Gables, Fla.	W	6-4
2004	3/21	Coral Gables, Fla.	W	13-1

Coral Gables: Miami leads, 5-0

## INDIANA

### MIAMI LEADS, 6-0

YEAR	DATE	SITE	W/L	SCORE
1974	3/11	Coral Gables, Fla.	W	7-4
1974	3/12	Coral Gables, Fla.	W	4-2
1974	3/12	Coral Gables, Fla.	W	7-6
2006	3/3	Coral Gables, Fla.	W	4-0
2006	3/4	Coral Gables, Fla.	W	7-2
2006	3/5	Coral Gables, Fla.	W	6-2

Coral Gables: Miami leads, 6-0

## INDIANA STATE

### MIAMI LEADS, 5-0

YEAR	DATE	SITE	W/L	SCORE
1980	3/12	Coral Gables, Fla.	W	2-0
1980	3/15	Coral Gables, Fla.	W	3-1
1981	3/10	Coral Gables, Fla.	W	2-0
1981	3/11	Coral Gables, Fla.	W	16-1
1981	3/12	Coral Gables, Fla.	W	9-4

Coral Gables: Miami leads, 5-0

## IONA

### MIAMI LEADS, 2-1

YEAR	DATE	SITE	W/L	SCORE
1998	3/18	Coral Gables, Fla.	W	21-4
1999	3/20	Homestead, Fla.	L	3-9
2000	3/15	Coral Gables, Fla.	W	6-1

Coral Gables: Miami leads, 2-0

Neutral Site: Iona leads, 1-0

## ITHACA

### MIAMI LEADS, 2-0

YEAR	DATE	SITE	W/L	SCORE
1979	3/10	Coral Gables, Fla.	W	11-6
1979	3/11	Coral Gables, Fla.	W	21-0

Coral Gables: Miami leads, 2-0



# ALL-TIME SERIES RESULTS

## JACKSON STATE

### MIAMI LEADS, 2-0

YEAR	DATE	SITE	W/L	SCORE
2019	3/12	Coral Gables, Fla.	W	4-3
2019	3/13	Coral Gables, Fla.	W	8-1

**Coral Gables:** Miami leads, 2-0

## JACKSONVILLE

### MIAMI LEADS, 82-18

YEAR	DATE	SITE	W/L	SCORE
1958	5/2	Coral Gables, Fla.	W	6-5
1958	5/3	Coral Gables, Fla.	W	6-0
1959	3/14	Jacksonville, Fla.	L	1-3
1959	3/14	Jacksonville, Fla.	W	9-2
1960	4/16	Coral Gables, Fla.	W	5-4
1960	4/16	Coral Gables, Fla.	W	7-5
1961	4/26	Jacksonville, Fla.	W	14-4
1961	4/26	Jacksonville, Fla.	W	2-0
1962	4/27	Coral Gables, Fla.	W	11-2
1962	4/28	Coral Gables, Fla.	L	1-8
1962	4/28	Coral Gables, Fla.	W	7-2
1963	5/10	Jacksonville, Fla.	W	8-4 (12)
1963	5/11	Jacksonville, Fla.	W	11-3
1963	5/11	Jacksonville, Fla.	W	7-3
1964	4/3	Coral Gables, Fla.	W	7-5
1964	4/4	Coral Gables, Fla.	W	5-1
1964	4/4	Coral Gables, Fla.	W	8-3
1965	4/16	Jacksonville, Fla.	W	9-4
1965	4/17	Jacksonville, Fla.	W	5-0
1965	4/17	Jacksonville, Fla.	W	3-2
1966	4/20	Coral Gables, Fla.	L	6-9 (14)
1966	4/21	Coral Gables, Fla.	W	2-1
1972	2/25	Coral Gables, Fla.	L	5-8
1972	2/26	Coral Gables, Fla.	W	8-3
1973	2/23	Coral Gables, Fla.	W	4-3 (14)
1973	2/24	Coral Gables, Fla.	W	9-8
1973	5/4	Jacksonville, Fla.	L	3-4
1973	5/5	Jacksonville, Fla.	W	15-3
1974	2/22	Coral Gables, Fla.	W	3-2
1974	2/23	Coral Gables, Fla.	W	9-8
1975	2/28	Coral Gables, Fla.	W	1-0 (10)
1975	3/1	Coral Gables, Fla.	W	19-1
1975	5/6	Jacksonville, Fla.	W	5-2
1975	5/7	Jacksonville, Fla.	W	1-0
1976	4/22	Jacksonville, Fla.	W	7-4
1976	4/23	Jacksonville, Fla.	L	0-2
1977	4/2	Coral Gables, Fla.	W	11-3
1977	4/3	Coral Gables, Fla.	L	3-6
1978	3/3	Coral Gables, Fla.	W	7-5
1978	3/4	Coral Gables, Fla.	W	3-1
1978	5/11	Jacksonville, Fla.	L	3-6
1978	5/12	Jacksonville, Fla.	W	7-6
1979	3/7	Jacksonville, Fla.	L	0-6
1979	4/2	Coral Gables, Fla.	W	22-14
1979	4/3	Coral Gables, Fla.	W	5-0
1979	4/3	Coral Gables, Fla.	W	14-5
1980	2/18	Jacksonville, Fla.	W	5-1
1980	2/19	Jacksonville, Fla.	L	6-7
1980	2/19	Jacksonville, Fla.	W	4-0
1980	3/29	Coral Gables, Fla.	W	8-5
1980	3/30	Coral Gables, Fla.	W	12-5
1980	3/31	Coral Gables, Fla.	W	14-2
1981	4/3	Coral Gables, Fla.	W	1-0
1981	4/4	Coral Gables, Fla.	W	4-0

YEAR	DATE	SITE	W/L	SCORE
1981	4/4	Coral Gables, Fla.	W	9-6
1986	4/17	Coral Gables, Fla.	W	11-6
1986	4/18	Coral Gables, Fla.	W	10-3
1986	4/19	Coral Gables, Fla.	W	12-1
1993	3/5	Coral Gables, Fla.	W	7-5
1993	3/6	Coral Gables, Fla.	L	2-4
1993	3/7	Coral Gables, Fla.	W	8-6
1994	3/25	Jacksonville, Fla.	L	2-5
1994	3/26	Jacksonville, Fla.	W	5-3
1994	3/27	Jacksonville, Fla.	W	8-6
1995	4/29	Coral Gables, Fla.	W	5-0
1995	4/30	Coral Gables, Fla.	W	12-4
1995	5/1	Coral Gables, Fla.	W	7-4
1996	5/10	Jacksonville, Fla.	W	9-1
1996	5/11	Jacksonville, Fla.	W	15-5
1996	5/12	Jacksonville, Fla.	W	16-2
1997	5/9	Coral Gables, Fla.	W	12-1
1997	5/10	Coral Gables, Fla.	L	14-23
1997	5/11	Coral Gables, Fla.	W	10-1
1998	5/8	Jacksonville, Fla.	W	14-8
1998	5/9	Jacksonville, Fla.	L	8-14
1998	5/10	Jacksonville, Fla.	W	14-6
1999	5/7	Coral Gables, Fla.	W	2-0
1999	5/8	Coral Gables, Fla.	W	12-9
2000	5/12	Jacksonville, Fla.	W	4-2
2000	5/13	Jacksonville, Fla.	W	14-6
2000	5/14	Jacksonville, Fla.	L	7-8
2001	5/4	Coral Gables, Fla.	W	2-3
2001	5/5	Coral Gables, Fla.	W	13-3
2001	5/6	Coral Gables, Fla.	W	6-2
2002	5/17	Coral Gables, Fla.	L	9-11
2002	5/18	Coral Gables, Fla.	W	8-4
2002	5/19	Coral Gables, Fla.	W	10-6
2003	5/9	Jacksonville, Fla.	W	12-2
2003	5/10	Jacksonville, Fla.	L	8-11
2003	5/11	Jacksonville, Fla.	L	4-5
2004	5/7	Coral Gables, Fla.	W	6-4
2004	5/8	Coral Gables, Fla.	W	12-4
2004	5/9	Coral Gables, Fla.	W	7-4
2005	5/6	Coral Gables, Fla.	W	4-2
2005	5/7	Coral Gables, Fla.	W	15-2
2005	5/8	Coral Gables, Fla.	W	6-5
2009	5/29+	Gainesville, Fla.	W	9-4
2009	5/31+	Gainesville, Fla.	W	4-0
2013	6/3+	Gainesville, Fla.	W	7-2
2013	6/5+	Gainesville, Fla.	W	6-3

**Coral Gables:** Miami leads, 52-7

**Jacksonville:** Miami leads, 26-11

**Neutral Site:** Miami leads, 4-0

## JACKSONVILLE N.A.S.

### MIAMI LEADS, 4-2

YEAR	DATE	SITE	W/L	SCORE
1946	4/26	Coral Gables, Fla.	L	7-13
1946	4/27	Coral Gables, Fla.	L	4-6
1948	4/13	Coral Gables, Fla.	W	9-3
1948	4/14	Coral Gables, Fla.	W	9-7
1949	5/18	Coral Gables, Fla.	W	4-3
1949	5/19	Coral Gables, Fla.	W	7-6 (10)

**Coral Gables:** Miami leads, 4-2

# ALL-TIME SERIES RESULTS

## JAMES MADISON

### MIAMI LEADS, 8-0

YEAR	DATE	SITE	W/L	SCORE
1979	3/5	Coral Gables, Fla.	W	20-8
1980	5/26+	Coral Gables, Fla.	W	10-3
1985	3/10	Coral Gables, Fla.	W	3-2
1987	4/24	Norfolk, Va.	W	4-3
1988	5/28+	Coral Gables, Fla.	W	18-8
1999	2/19	Coral Gables, Fla.	W	13-1
1999	2/20	Coral Gables, Fla.	W	12-3
1999	2/21	Coral Gables, Fla.	W	14-2

**Coral Gables:** Miami leads, 7-0

**Neutral Site:** Miami leads, 1-0

## KANSAS STATE

### MIAMI LEADS, 1-0

YEAR	DATE	SITE	W/L	SCORE
2002	2/23	Homestead, Fla.	W	11-4

**Neutral Site:** Miami leads, 1-0

## KENT STATE

### MIAMI LEADS, 3-0

YEAR	DATE	SITE	W/L	SCORE
1994	5/28+	Coral Gables, Fla.	W	4-1
2007	6/2+	Columbia, Mo.	W	8-7
2020	2/19	Coral Gables, Fla.	W	12-0

**Coral Gables:** Miami leads, 3-0

**Neutral Site:** Miami leads, 1-0

## LAFAYETTE

### MIAMI LEADS, 2-0

YEAR	DATE	SITE	W/L	SCORE
1972	3/28	Coral Gables, Fla.	W	9-0
1972	3/31	Coral Gables, Fla.	W	9-0 (F)

**Coral Gables:** Miami leads, 2-0

## LAMAR

### MIAMI LEADS, 4-0

YEAR	DATE	SITE	W/L	SCORE
1976	5/29+	Arlington, Texas	W	6-0
1980	2/9	Coral Gables, Fla.	W	9-1
1980	2/10	Coral Gables, Fla.	W	11-5
1980	2/11	Coral Gables, Fla.	W	21-1

**Coral Gables:** Miami leads, 3-0

**Neutral Site:** Miami leads, 1-0

## LA SALLE

### MIAMI LEADS, 3-1

YEAR	DATE	SITE	W/L	SCORE
1966	4/2	Coral Gables, Fla.	L	1-2
1966	4/4	Coral Gables, Fla.	W	4-3
2004	2/28	Homestead, Fla.	W	17-0
2007	3/7	Coral Gables, Fla.	W	7-2

**Coral Gables:** Miami leads, 2-1

**Neutral Site:** Miami leads, 1-0

## LEHIGH

### MIAMI LEADS, 1-0

YEAR	DATE	SITE	W/L	SCORE
2008	3/4	Coral Gables, Fla.	W	9-2

**Coral Gables:** Miami leads, 1-0

## LEWIS

### MIAMI LEADS, 2-0

YEAR	DATE	SITE	W/L	SCORE
1982	3/17	Coral Gables, Fla.	W	10-4
1982	3/20	Coral Gables, Fla.	W	9-2

**Coral Gables:** Miami leads, 2-0

## LIBERTY

### MIAMI LEADS, 1-0

YEAR	DATE	SITE	W/L	SCORE
1997	3/19	Coral Gables, Fla.	W	6-0

**Coral Gables:** Miami leads, 1-0

# ALL-TIME SERIES RESULTS

## LONG BEACH STATE

### MIAMI LEADS, 18-8

YEAR	DATE	SITE	W/L	SCORE
1993	2/19	Coral Gables, Fla.	W	7-3
1993	2/20	Coral Gables, Fla.	L	2-4
1993	2/21	Coral Gables, Fla.	L	8-10
1995	5/18	Long Beach, Calif.	L	1-4
1995	5/19	Long Beach, Calif.	W	6-4
1995	5/20	Long Beach, Calif.	W	3-2
1996	5/24+	Austin, Texas	W	5-2
1998	5/29#	Omaha, Neb.	W	3-1
1998	6/2#	Omaha, Neb.	L	3-6
1999	5/20	Long Beach, Calif.	L	0-12
1999	5/21	Long Beach, Calif.	W	9-7
1999	5/22	Long Beach, Calif.	W	8-6
2000	4/28	Coral Gables, Fla.	W	6-3
2000	4/29	Coral Gables, Fla.	W	12-2
2000	4/30	Coral Gables, Fla.	L	4-6
2002	4/19	Coral Gables, Fla.	W	9-6
2002	4/20	Coral Gables, Fla.	W	10-6
2002	4/21	Coral Gables, Fla.	L	1-10
2003	5/22	Long Beach, Calif.	W	6-4
2003	5/23	Long Beach, Calif.	W	3-2
2003	5/24	Long Beach, Calif.	L	3-9
2004	5/27	Coral Gables, Fla.	W	8-5
2004	5/28	Coral Gables, Fla.	W	7-3
2004	5/29	Coral Gables, Fla.	W	7-6
2016	6/4+	Coral Gables, Fla.	W	4-3 (11)
2016	6/5+	Coral Gables, Fla.	W	9-8

**Coral Gables:** Miami leads, 10-4

**Long Beach:** Miami leads, 6-3

**Neutral Site:** Miami leads, 2-1

## LIU BROOKLYN

### MIAMI LEADS, 1-0

YEAR	DATE	SITE	W/L	SCORE
1979	3/26	Coral Gables, Fla.	W	12-5

**Coral Gables:** Miami leads, 1-0

## LSU

### MIAMI LEADS, 12-7

YEAR	DATE	SITE	W/L	SCORE
1972	4/5	New Orleans, La.	W	3-0
1975	3/21	Coral Gables, Fla.	L	1-3
1975	3/22	Coral Gables, Fla.	W	9-2
1975	3/23	Coral Gables, Fla.	W	13-0
1975	5/24+	Starkville, Miss.	W	8-1
1977	3/7	Baton Rouge, La.	L	1-4
1977	3/8	Baton Rouge, La.	W	6-4
1977	3/9	New Orleans, La.	L	0-1
1977	3/10	New Orleans, La.	W	2-1
1984	4/20	Coral Gables, Fla.	W	14-0
1984	4/21	Coral Gables, Fla.	W	6-5
1984	4/22	Coral Gables, Fla.	L	9-10
1986	6/5#	Omaha, Neb.	W	4-3
1987	2/20	New Orleans, La.	W	7-2
1989	6/3#	Omaha, Neb.	W	5-2
1989	6/6#	Omaha, Neb.	L	3-6
1991	3/1	New Orleans, La.	L	3-4
1996	6/8#	Omaha, Neb.	L	8-9
2004	6/19#	Omaha, Neb.	W	9-5

**Coral Gables:** Miami leads, 4-2

**Baton Rouge:** Tied, 1-1

**Neutral Site:** Miami leads, 7-4

## LOUISVILLE

### Series Tied, 8-8

YEAR	DATE	SITE	W/L	SCORE
2006	2/15	Coral Gables, Fla.	W	13-4
2007	6/1+	Columbia, Mo.	L	7-13
2007	6/3+	Columbia, Mo.	L	7-8
2013	6/1+	Louisville, Ky.	L	4-6
2015	3/7	Louisville, Ky.	L	6-9
2015	3/7	Louisville, Ky.	W	9-5
2015	3/8	Louisville, Ky.	L	4-5
2016	3/18	Coral Gables, Fla.	W	8-4
2016	3/19	Coral Gables, Fla.	W	6-3
2016	3/20	Coral Gables, Fla.	L	3-4
2019	4/18	Louisville, Ky.	L	5-7
2019	4/19	Louisville, Ky.	W	16-11
2019	4/20	Louisville, Ky.	L	6-9
2021	5/20	Louisville, Ky.	W	6-1
2021	5/21	Louisville, Ky.	W	2-0
2021	5/22	Louisville, Ky.	W	3-2

**Coral Gables:** Miami leads, 3-1

**Louisville:** Tied, 5-5

**Neutral Site:** Louisville leads, 2-0

## LOYOLA (MD)

### TIED, 1-1

YEAR	DATE	SITE	W/L	SCORE
1972	4/6	New Orleans, La.	L	3-4 (11)
1972	4/7	New Orleans, La.	W	8-3

**Neutral Site:** Tied, 1-1

## LYNN

### MIAMI LEADS, 4-0

YEAR	DATE	SITE	W/L	SCORE
1989	4/25	Coral Gables, Fla.	W	5-3
1996	5/1	Coral Gables, Fla.	W	12-4
1998	2/17	Coral Gables, Fla.	W	18-3
2000	1/26	Coral Gables, Fla.	W	5-4

**Coral Gables:** Miami leads, 4-0

## MAINE

### MIAMI LEADS, 67-15

YEAR	DATE	SITE	W/L	SCORE
1976	4/1	Coral Gables, Fla.	W	3-1
1976	4/2	Coral Gables, Fla.	W	8-2
1976	4/3	Coral Gables, Fla.	W	7-5
1977	3/22	Coral Gables, Fla.	W	8-1
1977	3/25	Coral Gables, Fla.	W	6-1
1977	3/27	Coral Gables, Fla.	W	8-7
1981	3/17	Coral Gables, Fla.	W	11-4
1981	3/20	Coral Gables, Fla.	W	15-10
1981	3/22	Coral Gables, Fla.	W	15-9
1981	3/25	Coral Gables, Fla.	W	3-2
1981	5/31#	Omaha, Neb.	W	6-1
1982	6/4#	Omaha, Neb.	W	7-2
1982	6/11#	Omaha, Neb.	W	10-4

# ALL-TIME SERIES RESULTS

YEAR	DATE	SITE	W/L	SCORE
1983	3/15	Coral Gables, Fla.	W	14-5
1983	3/18	Coral Gables, Fla.	W	7-5
1983	3/20	Coral Gables, Fla.	W	7-3
1983	3/22	Coral Gables, Fla.	W	6-1
1984	5/6	Orono, Maine	L	1-3
1984	5/6	Orono, Maine	L	0-5
1984	6/3#	Omaha, Neb.	W	13-7
1985	3/8	Coral Gables, Fla.	W	10-1
1985	3/9	Coral Gables, Fla.	W	9-3
1985	3/20	Coral Gables, Fla.	W	5-3
1985	3/23	Coral Gables, Fla.	W	9-4
1985	3/24	Coral Gables, Fla.	L	2-3 (10)
1986	3/7	Coral Gables, Fla.	W	7-6
1986	3/17	Coral Gables, Fla.	W	2-1
1986	3/19	Coral Gables, Fla.	W	9-3
1986	3/22	Coral Gables, Fla.	W	6-2
1986	3/23	Coral Gables, Fla.	L	6-8
1986	5/12	Orono, Maine	W	9-6
1986	5/13	Old Orchard, Maine	L	6-9
1986	5/14	Old Orchard, Maine	W	9-1
1987	3/7	Coral Gables, Fla.	W	14-6
1987	3/8	Coral Gables, Fla.	L	9-10
1987	3/11	Coral Gables, Fla.	W	9-4
1987	3/18	Coral Gables, Fla.	W	5-0
1987	3/23	Coral Gables, Fla.	W	10-4
1988	3/4	Coral Gables, Fla.	W	13-1
1988	3/5	Coral Gables, Fla.	W	10-1
1988	3/18	Coral Gables, Fla.	L	3-6
1988	3/20	Coral Gables, Fla.	W	6-5 (10)
1988	3/20	Coral Gables, Fla.	W	3-2
1988	5/13	Orono, Maine	W	8-1
1988	5/14	Old Orchard, Maine	W	11-3
1988	5/15	Old Orchard, Maine	L	5-6 (13)
1988	5/16	Orono, Maine	W	13-5
1989	3/17	Coral Gables, Fla.	W	8-1
1989	3/18	Coral Gables, Fla.	W	2-0
1989	3/19	Coral Gables, Fla.	L	3-4
1990	5/11	Orono, Maine	L	1-4
1990	5/12	Orono, Maine	L	5-9
1990	5/14	Orono, Maine	L	0-4
1990	5/14	Orono, Maine	W	6-4 (7)
1991	3/13	Coral Gables, Fla.	W	2-1
1991	3/15	Coral Gables, Fla.	W	5-3
1991	3/16	Coral Gables, Fla.	W	9-0
1991	3/17	Coral Gables, Fla.	W	7-0
1992	5/8	Orono, Maine	W	5-1
1992	5/9	Orono, Maine	W	8-7 (10)
1992	5/10	Orono, Maine	W	5-1
1993	3/19	Coral Gables, Fla.	W	6-5
1993	3/20	Coral Gables, Fla.	W	11-10
1995	3/17	Coral Gables, Fla.	W	10-0
1995	3/18	Coral Gables, Fla.	W	12-6
1995	3/19	Coral Gables, Fla.	W	10-3
1996	3/15	Coral Gables, Fla.	W	17-4
1996	3/16	Coral Gables, Fla.	W	10-3
1996	3/17	Coral Gables, Fla.	W	15-3
2004	3/4	Coral Gables, Fla.	W	9-3
2007	3/13	Coral Gables, Fla.	W	4-2
2008	3/12	Coral Gables, Fla.	W	7-5
2013	3/5	Coral Gables, Fla.	W	6-2
2014	2/14	Coral Gables, Fla.	W	6-3
2014	2/15	Coral Gables, Fla.	L	1-3
2014	2/16	Coral Gables, Fla.	W	11-2
2016	3/8	Coral Gables, Fla.	W	6-2
2017	3/14	Coral Gables, Fla.	W	4-3
2017	3/15	Coral Gables, Fla.	W	7-2
2018	3/2	Coral Gables, Fla.	L	1-6

YEAR	DATE	SITE	W/L	SCORE
2018	3/3	Coral Gables, Fla.	W	7-6 (16)
2018	3/4	Coral Gables, Fla.	W	7-1

**Coral Gables:** Miami leads, 54-7

**Orono:** Miami leads, 7-5

**Neutral Site:** Miami leads, 6-2

## MANHATTAN

### MIAMI LEADS, 8-1

YEAR	DATE	SITE	W/L	SCORE
2006	3/15	Coral Gables, Fla.	W	12-2
2006	6/3+	Lincoln, Neb.	W	8-2
2006	6/4+	Lincoln, Neb.	W	10-4
2010	2/26	Coral Gables, Fla.	W	7-3
2010	2/27	Coral Gables, Fla.	W	18-1
2010	2/28	Coral Gables, Fla.	L	7-12
2016	3/4	Coral Gables, Fla.	W	10-0
2016	3/5	Coral Gables, Fla.	W	14-4
2016	3/6	Coral Gables, Fla.	W	7-4

**Coral Gables:** Miami leads, 6-1

**Neutral Site:** Miami leads, 2-0

## MARIST

### MIAMI LEADS, 1-0

YEAR	DATE	SITE	W/L	SCORE
1999	3/19	Homestead, Fla.	W	15-1

**Neutral Site:** Miami leads, 1-0

## MARSHALL

### MIAMI LEADS, 4-0

YEAR	DATE	SITE	W/L	SCORE
1978	5/21+	Coral Gables, Fla.	W	6-0
1978	5/22+	Coral Gables, Fla.	W	5-1
1979	2/16	Coral Gables, Fla.	W	7-5
1979	2/17	Coral Gables, Fla.	W	8-3

**Coral Gables:** Miami leads, 4-0

## MARYLAND

### MIAMI LEADS, 15-6

YEAR	DATE	SITE	W/L	SCORE
2005	4/29	Coral Gables, Fla.	W	4-3
2005	4/30	Coral Gables, Fla.	W	12-8
2005	5/1	Coral Gables, Fla.	L	9-11
2006	3/24	College Park, Md.	W	10-2
2006	3/25	College Park, Md.	L	4-5
2006	3/26	College Park, Md.	W	3-1
2007	3/16	Coral Gables, Fla.	W	13-3
2007	3/17	Coral Gables, Fla.	W	4-3
2007	3/18	Coral Gables, Fla.	L	4-5
2010	4/30	Coral Gables, Fla.	W	5-1
2010	5/1	Coral Gables, Fla.	W	6-4
2010	5/2	Coral Gables, Fla.	W	9-1
2011	4/15	College Park, Md.	W	10-4
2011	4/17	College Park, Md.	L	2-10
2011	4/17	College Park, Md.	W	5-2
2012	3/23	Coral Gables, Fla.	W	4-1
2012	3/24	Coral Gables, Fla.	W	9-1

# ALL-TIME SERIES RESULTS

YEAR	DATE	SITE	W/L	SCORE
2012	3/25	Coral Gables, Fla.	L	4-6
2013	4/12	College Park, Md.	W	1-0 (13)
2013	4/13	College Park, Md.	W	5-3
2013	4/14	College Park, Md.	L	2-7

**Coral Gables:** Miami leads, 9-3

**College Park:** Miami leads, 6-3

## UMBC

### MIAMI LEADS, 5-0

YEAR	DATE	SITE	W/L	SCORE
1992	5/22+	Coral Gables, Fla.	W	3-1
2009	3/18	Coral Gables, Fla.	W	11-1
2019	3/1	Coral Gables, Fla.	W	8-2
2019	3/2	Coral Gables, Fla.	W	3-2
2019	3/3	Coral Gables, Fla.	W	20-1

**Coral Gables:** Miami leads, 5-0

## MASSACHUSETTS

### MIAMI LEADS, 6-1

YEAR	DATE	SITE	W/L	SCORE
1976	3/22	Coral Gables, Fla.	W	10-1
1976	3/25	Coral Gables, Fla.	W	18-6
1977	3/21	Coral Gables, Fla.	W	4-3 (10)
1977	3/24	Coral Gables, Fla.	L	2-3 (11)
1978	3/22	Coral Gables, Fla.	W	3-0
1978	3/25	Coral Gables, Fla.	W	19-4
1995	5/26+	Coral Gables, Fla.	W	3-1

**Coral Gables:** Miami leads, 6-1

## MCNEESE STATE

### MIAMI LEADS, 1-0

YEAR	DATE	SITE	W/L	SCORE
1988	3/30	Coral Gables, Fla.	W	19-1

**Coral Gables:** Miami leads, 1-0

## MEMPHIS

### MIAMI LEADS, 2-0

YEAR	DATE	SITE	W/L	SCORE
1974	3/13	Coral Gables, Fla.	W	9-3
1974	3/14	Coral Gables, Fla.	W	5-2

**Coral Gables:** Miami leads, 2-0

## MERCER

### MIAMI LEADS, 27-3

YEAR	DATE	SITE	W/L	SCORE
1967	4/19	Macon, Ga.	W	5-2 (14)
1975	3/14	Coral Gables, Fla.	W	11-0
1975	3/18	Coral Gables, Fla.	L	2-6
1976	3/17	Coral Gables, Fla.	W	4-1
1976	3/18	Coral Gables, Fla.	W	5-4
1976	3/19	Coral Gables, Fla.	W	11-3
1978	4/14	Atlanta, Ga.	W	8-1
1978	4/14	Atlanta, Ga.	W	8-4
1980	5/8	Macon, Ga.	W	9-2

YEAR	DATE	SITE	W/L	SCORE
1980	5/9	Macon, Ga.	W	8-2
1980	5/10	Macon, Ga.	W	4-3
1982	2/22	Coral Gables, Fla.	W	15-8
1982	2/23	Coral Gables, Fla.	W	10-2
1982	2/24	Coral Gables, Fla.	W	9-0 (F)
1983	2/28	Coral Gables, Fla.	W	11-10
1983	3/1	Coral Gables, Fla.	W	13-6
1983	3/2	Coral Gables, Fla.	W	7-4
1985	3/18	Coral Gables, Fla.	W	14-2
1985	3/23	Coral Gables, Fla.	W	5-1
1988	2/5	Coral Gables, Fla.	W	9-0
1988	2/6	Coral Gables, Fla.	W	17-7
1988	2/7	Coral Gables, Fla.	W	24-1 (7)
1989	5/12	Coral Gables, Fla.	W	12-3
1989	5/13	Coral Gables, Fla.	W	9-4
1989	5/14	Coral Gables, Fla.	W	10-3
1995	5/5	Coral Gables, Fla.	W	11-5
1995	5/6	Coral Gables, Fla.	W	8-2
1995	5/7	Coral Gables, Fla.	W	6-1
2007	2/2	Coral Gables, Fla.	L	5-6
2008	2/3	Coral Gables, Fla.	L	5-8

**Coral Gables:** Miami leads, 22-3

**Macon:** Miami leads, 3-0

**Neutral Site:** Miami leads, 2-0

## MIAMI (OH)

### MIAMI (OH) LEADS, 4-3

YEAR	DATE	SITE	W/L	SCORE
1977	3/14	Coral Gables, Fla.	L	4-7
1977	3/17	Coral Gables, Fla.	L	4-5
1978	3/18	Coral Gables, Fla.	L	4-7
1980	3/19	Coral Gables, Fla.	W	7-2
1981	3/16	Coral Gables, Fla.	L	1-4
1981	3/19	Coral Gables, Fla.	W	6-0
2012	3/7	Coral Gables, Fla.	W	4-3

**Coral Gables:** Miami (OH) leads, 4-3

## MICHIGAN

### MIAMI LEADS, 9-2-1

YEAR	DATE	SITE	W/L	SCORE
1958		Coral Gables, Fla.	L	4-5 (11)
1980	6/2#	Omaha, Neb.	W	3-2
1981	3/24	Coral Gables, Fla.	W	3-2 (10)
1981	3/27	Coral Gables, Fla.	W	12-3
1981	3/28	Coral Gables, Fla.	W	10-3
1986	4/4	Minneapolis, Minn.	W	10-5 (7)
1986	4/6	Minneapolis, Minn.	L	5-7 (10)
1993	2/24	Coral Gables, Fla.	W	4-3
1993	2/25	Coral Gables, Fla.	W	8-1
2000	3/17	Coral Gables, Fla.	W	12-5
2000	3/18	Coral Gables, Fla.	W	10-3
2000	3/19	Coral Gables, Fla.	T	6-6 (10)

**Coral Gables:** Miami leads, 2-1

**Neutral Site:** Miami leads, 7-1-1

# ALL-TIME SERIES RESULTS

## MICHIGAN STATE

### MIAMI LEADS, 41-18-2

YEAR	DATE	SITE	W/L	SCORE
1965	3/22	Coral Gables, Fla.	L	1-2
1965	3/23	Coral Gables, Fla.	W	2-1
1965	3/24	Coral Gables, Fla.	L	2-13
1966	3/23	Coral Gables, Fla.	W	6-2
1966	3/24	Coral Gables, Fla.	T	6-6
1967	3/20	Coral Gables, Fla.	L	3-11
1967	3/22	Coral Gables, Fla.	W	5-1
1967	3/25	Coral Gables, Fla.	W	2-1
1967	4/1	Coral Gables, Fla.	W	
1968	3/19	Coral Gables, Fla.	W	5-1
1968	3/23	Coral Gables, Fla.	W	7-4
1968	3/26	Coral Gables, Fla.	W	4-3
1968	3/30	Coral Gables, Fla.	W	2-1
1969	3/17	Coral Gables, Fla.	W	11-0
1969	3/18	Coral Gables, Fla.	W	8-7
1969	3/22	Coral Gables, Fla.	W	3-0
1969	3/28	Coral Gables, Fla.	L	3-4 (11)
1970	3/26	Coral Gables, Fla.	L	1-3
1970	4/1	Coral Gables, Fla.	T	6-6 (10)
1970	4/3	Coral Gables, Fla.	L	6-11
1970	4/4	Coral Gables, Fla.	L	3-5
1971	3/22	Coral Gables, Fla.	L	2-10
1971	3/27	Coral Gables, Fla.	L	0-4
1971	3/31	Coral Gables, Fla.	L	0-6
1971	4/1	Coral Gables, Fla.	W	4-2
1972	3/22	Coral Gables, Fla.	W	6-5 (10)
1972	3/25	Coral Gables, Fla.	W	3-2 (10)
1972	3/29	Coral Gables, Fla.	L	1-6
1972	4/1	Coral Gables, Fla.	W	6-0
1973	3/21	Coral Gables, Fla.	W	15-2
1973	3/22	Coral Gables, Fla.	W	8-1
1973	3/28	Coral Gables, Fla.	L	1-2
1973	3/31	Coral Gables, Fla.	L	6-13
1974	3/23	Coral Gables, Fla.	W	4-1
1974	3/27	Coral Gables, Fla.	W	10-3
1974	3/30	Coral Gables, Fla.	W	13-3
1975	3/15	Coral Gables, Fla.	W	4-2
1975	3/18	Coral Gables, Fla.	W	14-1
1975	3/19	Coral Gables, Fla.	W	6-1
1976	3/20	Coral Gables, Fla.	W	6-2
1976	3/24	Coral Gables, Fla.	W	6-5
1976	3/27	Coral Gables, Fla.	W	9-6
1976	3/29	Coral Gables, Fla.	W	10-0
1976	3/29	Coral Gables, Fla.	W	9-3
1976	3/30	Coral Gables, Fla.	W	13-3
1984	3/21	Coral Gables, Fla.	W	9-7
1984	3/23	Coral Gables, Fla.	W	5-3
1985	3/19	Coral Gables, Fla.	W	11-3
1985	3/22	Coral Gables, Fla.	W	18-5 (7)
1985	3/27	Coral Gables, Fla.	W	6-3
1985	3/29	Coral Gables, Fla.	W	5-1
1985	3/30	Coral Gables, Fla.	L	6-7
1986	3/27	Coral Gables, Fla.	L	2-3
1987	3/25	Coral Gables, Fla.	W	6-3
1988	3/25	Coral Gables, Fla.	L	6-7
1988	3/26	Coral Gables, Fla.	L	4-5
1988	3/27	Coral Gables, Fla.	W	10-8 (10)
1989	3/27	Coral Gables, Fla.	W	7-5
1996	3/6	Coral Gables, Fla.	W	10-3
2000	3/8	Coral Gables, Fla.	L	11-13
2006	3/8	Coral Gables, Fla.	W	9-4

Coral Gables: Miami leads, 41-18-2

## MIDDLE TENNESSEE

### MIAMI LEADS, 4-0

YEAR	DATE	SITE	W/L	SCORE
1973	3/13	Coral Gables, Fla.	W	11-7
1973	3/15	Coral Gables, Fla.	W	8-0
1973	3/16	Coral Gables, Fla.	W	6-3
1981	5/22+	Coral Gables, Fla.	W	2-0

Coral Gables: Miami leads, 4-0

## MINNESOTA

### MIAMI LEADS, 15-3

YEAR	DATE	SITE	W/L	SCORE
1981	5/21+	Coral Gables, Fla.	W	12-0
1986	4/5	Minneapolis, Minn.	L	3-7
1989	3/3	Coral Gables, Fla.	W	5-4
1989	3/4	Coral Gables, Fla.	W	13-4
1989	3/5	Coral Gables, Fla.	W	7-6
1990	3/31	Minneapolis, Minn.	W	3-0 (7)
1991	3/19	Coral Gables, Fla.	W	5-0
1991	3/20	Coral Gables, Fla.	L	0-9
1991	3/24	Coral Gables, Fla.	W	10-2
1994	2/25	Coral Gables, Fla.	W	14-4
1994	2/26	Coral Gables, Fla.	L	0-2
1994	2/27	Coral Gables, Fla.	W	5-2
1994	5/29+	Coral Gables, Fla.	W	11-3
2001	3/3	Minneapolis, Minn.	W	10-1
2002	2/15	Coral Gables, Fla.	W	10-4
2002	2/16	Coral Gables, Fla.	W	21-17
2002	2/17	Coral Gables, Fla.	W	7-6
2004	2/29	Coral Gables, Fla.	W	9-2

Coral Gables: Miami leads, 13-2

Minneapolis: Miami leads, 2-1

## MISSISSIPPI

### MIAMI LEADS, 4-2

YEAR	DATE	SITE	W/L	SCORE
1977	5/21+	Coral Gables, Fla.	W	5-2
2006	6/10S	Oxford, Miss.	L	9-11
2006	6/11	Oxford, Miss.	W	7-0
2006	6/12	Oxford, Miss.	W	14-9
2008	6/1+	Coral Gables, Fla.	W	11-2
2022	6/5+	Coral Gables, Fla.	L	1-2

Coral Gables: Miami leads, 2-1

Oxford: Miami leads, 2-1

## MISSISSIPPI STATE

### MIAMI LEADS, 3-2

YEAR	DATE	SITE	W/L	SCORE
1971	5/28+	Gastonia, N.C.	L	3-7
1985	6/8#	Omaha, Neb.	W	6-5
2005	6/4+	Coral Gables, Fla.	W	4-1
2005	6/5+	Coral Gables, Fla.	W	10-4
2019	6/2+	Starkville, Miss.	L	2-5

Coral Gables: Miami leads, 2-0

Starkville: Mississippi State leads, 1-0

Neutral Site: Tied, 1-1



# ALL-TIME SERIES RESULTS

## MISSOURI

### MIAMI LEADS, 1-1

YEAR	DATE	SITE	W/L	SCORE
2008	5/31+	Coral Gables, Fla.	W	6-5
2018	2/21	Coral Gables, Fla.	L	0-9

Coral Gables: Tied, 1-1

## MISSOURI STATE

### MIAMI LEADS, 2-1

YEAR	DATE	SITE	W/L	SCORE
1996	5/26+	Austin, Texas	W	8-2
2003	6/17\$	Omaha, Neb.	W	7-5
2012	6/2+	Coral Gables, Fla.	L	2-12

Coral Gables: Missouri State leads, 1-0

Neutral Site: Miami leads, 2-0

## MONTCLAIR STATE

### MIAMI LEADS, 3-0

YEAR	DATE	SITE	W/L	SCORE
1974	3/25	Coral Gables, Fla.	W	12-3
1974	3/28	Coral Gables, Fla.	W	12-3
1983	3/21	Coral Gables, Fla.	W	11-2

Coral Gables: Miami leads, 3-0

## MOREHEAD STATE

### MIAMI LEADS, 1-0

YEAR	DATE	SITE	W/L	SCORE
1977	5/20+	Coral Gables, Fla.	W	6-1

Coral Gables: Miami leads, 1-0

## MOUNT ST. MARY'S

### MIAMI LEADS, 1-0

YEAR	DATE	SITE	W/L	SCORE
2009	3/4	Coral Gables, Fla.	W	14-3

Coral Gables: Miami leads, 1-0

## MURRAY STATE

### MIAMI LEADS, 1-0

YEAR	DATE	SITE	W/L	SCORE
1975	5/24+	Starkville, Miss.	W	8-7

Neutral Site: Miami leads, 1-0

## NAVY

### MIAMI LEADS, 1-0

YEAR	DATE	SITE	W/L	SCORE
1988	3/8	Coral Gables, Fla.	W	9-2

Coral Gables: Miami leads, 1-0

## NEBRASKA

### NEBRASKA LEADS, 2-0

YEAR	DATE	SITE	W/L	SCORE
2005	6/10\$	Lincoln, Neb.	L	1-3
2005	6/11\$	Lincoln, Neb.	L	3-6

Lincoln: Nebraska leads, 2-0

## NEW HAMPSHIRE

### TIED, 1-1

YEAR	DATE	SITE	W/L	SCORE
1972	3/17	Coral Gables, Fla.	L	4-10
1972	3/18	Coral Gables, Fla.	W	9-3

Coral Gables: Miami leads, 2-0

## NJIT

### MIAMI LEADS, 1-0

YEAR	DATE	SITE	W/L	SCORE
2008	3/19	Coral Gables, Fla.	W	13-1

Coral Gables: Miami leads, 1-0

## NEW ORLEANS

### MIAMI LEADS, 16-9

YEAR	DATE	SITE	W/L	SCORE
1982	2/26	Coral Gables, Fla.	W	9-6
1982	2/27	Coral Gables, Fla.	L	4-5
1982	2/28	Coral Gables, Fla.	L	6-10
1983	4/28	Coral Gables, Fla.	W	11-5
1983	4/29	Coral Gables, Fla.	L	0-2
1983	4/30	Coral Gables, Fla.	W	9-5
1983	5/1	Coral Gables, Fla.	W	5-4
1983	5/10	New Orleans, La.	L	2-3
1983	5/11	New Orleans, La.	W	6-5
1984	3/1	Coral Gables, Fla.	W	2-0
1984	3/2	Coral Gables, Fla.	L	2-5
1984	3/3	Coral Gables, Fla.	L	9-15
1984	3/4	Coral Gables, Fla.	W	9-3
1985	2/28	Coral Gables, Fla.	W	8-6
1985	3/1	Coral Gables, Fla.	W	10-0
1985	3/2	Coral Gables, Fla.	W	8-3
1985	3/3	Coral Gables, Fla.	W	5-3
1987	4/14	Coral Gables, Fla.	W	9-4
1987	4/15	Coral Gables, Fla.	W	7-5
1987	5/17	Coral Gables, Fla.	L	3-6
1987	5/18	Coral Gables, Fla.	L	5-6
1987	2/21	New Orleans, La.	L	4-5 (10)
1990	4/10	Coral Gables, Fla.	W	5-3
1990	4/11	Coral Gables, Fla.	W	4-2
1991	3/2	New Orleans, La.	W	12-3

Coral Gables: Miami leads, 14-7

New Orleans: Tied, 2-2

## NEW YORK TECH

### MIAMI LEADS, 16-0

YEAR	DATE	SITE	W/L	SCORE
1978	3/15	Coral Gables, Fla.	W	7-1
1978	3/15	Coral Gables, Fla.	W	6-5
1999	3/26	Coral Gables, Fla.	W	12-3

## ALL-TIME SERIES RESULTS

YEAR	DATE	SITE	W/L	SCORE
1999	3/27	Coral Gables, Fla.	W	20-0
2000	5/19	Coral Gables, Fla.	W	6-1
2000	5/20	Coral Gables, Fla.	W	9-8
2000	5/21	Coral Gables, Fla.	W	17-3
2001	5/18	Coral Gables, Fla.	W	17-5
2001	5/19	Coral Gables, Fla.	W	14-7
2001	5/20	Coral Gables, Fla.	W	11-1
2002	5/24	Coral Gables, Fla.	W	16-1
2002	5/25	Coral Gables, Fla.	W	4-2
2002	5/26	Coral Gables, Fla.	W	11-5
2015	5/8	Coral Gables, Fla.	W	26-0
2015	5/9	Coral Gables, Fla.	W	13-1
2015	5/10	Coral Gables, Fla.	W	19-1

**Coral Gables:** Miami leads, 16-0

### NEW YORK UNIVERSITY

**MIAMI LEADS, 2-0**

YEAR	DATE	SITE	W/L	SCORE
1966	3/21	Coral Gables, Fla.	W	12-0
1966	3/22	Coral Gables, Fla.	W	16-2

**Coral Gables:** Miami leads, 2-0

### NEWBERRY

**TIED, 1-1**

YEAR	DATE	SITE	W/L	SCORE
1940	-	-	W	13-12
1948	4/8	Newberry, S.C.	L	7-13

**Newberry:** Newberry leads, 1-0

### NIAGARA

**MIAMI LEADS, 1-0**

YEAR	DATE	SITE	W/L	SCORE
1988	4/5	Coral Gables, Fla.	W	15-2

**Coral Gables:** Miami leads, 1-0

### NORTH CAROLINA

**MIAMI LEADS, 44-36-1**

YEAR	DATE	SITE	W/L	SCORE
1976	3/8	Coral Gables, Fla.	W	10-2
1976	3/9	Coral Gables, Fla.	W	2-1(10)
1976	3/9	Coral Gables, Fla.	W	2-1
1976	3/10	Coral Gables, Fla.	L	4-6
1982	2/19	Coral Gables, Fla.	W	17-4
1982	2/20	Coral Gables, Fla.	L	5-6
1982	2/1	Coral Gables, Fla.	W	14-4
1987	5/8	Chapel Hill, N.C.	L	3-4
1987	5/9	Chapel Hill, N.C.	W	9-4
1987	5/10	Chapel Hill, N.C.	W	10-2
1993	5/22	Chapel Hill, N.C.	L	1-3
1995	2/10	Kissimmee, Fla.	W	12-1
1995	5/28+	Coral Gables, Fla.	W	8-4
1998	3/20	Coral Gables, Fla.	W	1-0
1998	3/21	Coral Gables, Fla.	W	8-2
1998	3/22	Coral Gables, Fla.	W	4-2
1998	5/22+	Coral Gables, Fla.	L	5-6
1998	5/24+	Coral Gables, Fla.	W	7-4
2000	1/30	Orlando, Fla.	L	0-9
2002	4/26	Chapel Hill, N.C.	L	4-5

YEAR	DATE	SITE	W/L	SCORE
2002	4/27	Chapel Hill, N.C.	W	4-3
2002	4/28	Chapel Hill, N.C.	L	4-5
2004	5/14	Coral Gables, Fla.	L	1-4
2004	5/15	Coral Gables, Fla.	W	4-3
2004	5/16	Coral Gables, Fla.	L	0-2
2005	4/15	Chapel Hill, N.C.	W	17-7
2005	4/16	Chapel Hill, N.C.	W	18-9
2005	4/17	Chapel Hill, N.C.	T	7-7(10)
2006	4/7	Coral Gables, Fla.	L	7-8
2006	4/8	Coral Gables, Fla.	W	9-7
2006	4/9	Coral Gables, Fla.	L	6-8
2007	3/9	Chapel Hill, N.C.	L	5-7
2007	3/10	Chapel Hill, N.C.	L	1-3
2007	3/11	Chapel Hill, N.C.	L	7-11
2008	5/15	Coral Gables, Fla.	W	12-2
2008	5/16	Coral Gables, Fla.	L	6-10
2008	5/17	Coral Gables, Fla.	L	11-12
2009	4/17	Chapel Hill, N.C.	L	0-3
2009	4/18	Chapel Hill, N.C.	L	4-5(10)
2009	4/19	Chapel Hill, N.C.	L	1-4
2010	4/16	Coral Gables, Fla.	W	7-5
2010	4/17	Coral Gables, Fla.	W	11-1
2010	4/18	Coral Gables, Fla.	W	8-7(8)
2011	4/23	Chapel Hill, N.C.	W	13-6(10)
2011	4/24	Chapel Hill, N.C.	W	5-3
2011	4/25	Chapel Hill, N.C.	L	1-8
2011	5/26%	Durham, N.C.	W	7-5
2012	4/6	Coral Gables, Fla.	W	8-0
2012	4/7	Coral Gables, Fla.	W	4-3(14)
2012	4/8	Coral Gables, Fla.	W	4-0
2012	5/24%	Greensboro, N.C.	W	5-3
2013	3/15	Chapel Hill, N.C.	W	4-1
2013	3/16	Chapel Hill, N.C.	L	2-14
2013	3/17	Chapel Hill, N.C.	L	1-4
2013	5/23%	Durham, N.C.	L	10-0(8)
2014	5/16	Coral Gables, Fla.	W	6-5(16)
2014	5/16	Coral Gables, Fla.	L	2-11
2014	5/17	Coral Gables, Fla.	W	2-0
2015	3/27	Chapel Hill, N.C.	W	4-3
2015	3/28	Chapel Hill, N.C.	W	4-3(11)
2015	3/29	Chapel Hill, N.C.	L	3-10
2016	4/1	Coral Gables, Fla.	W	10-4
2016	4/2	Coral Gables, Fla.	W	7-3
2016	4/3	Coral Gables, Fla.	W	7-4
2017	3/24	Chapel Hill, N.C.	L	2-7
2017	3/25	Chapel Hill, N.C.	L	3-6
2017	3/26	Chapel Hill, N.C.	W	6-2
2017	5/27%	Louisville, Ky.	L	4-12
2018	4/6	Coral Gables, Fla.	L	4-8(12)
2018	4/7	Coral Gables, Fla.	L	6-9
2018	4/8	Coral Gables, Fla.	W	7-5(5)
2019	3/15	Chapel Hill, N.C.	W	6-4
2019	3/16	Chapel Hill, N.C.	L	3-9
2019	3/17	Chapel Hill, N.C.	L	5-8
2019	5/24%	Durham, N.C.	L	5-7(11)
2021	4/23	Chapel Hill, N.C.	L	2-4
2021	4/24	Chapel Hill, N.C.	L	5-6
2021	4/25	Chapel Hill, N.C.	W	8-1
2022	3/25	Coral Gables, Fla.	W	8-5
2022	3/26	Coral Gables, Fla.	W	7-3
2022	3/27	Coral Gables, Fla.	W	3-2

**Coral Gables:** Miami leads, 28-12

**Chapel Hill:** North Carolina leads, 20-13-1

**Neutral Site:** North Carolina leads, 4-3

# ALL-TIME SERIES RESULTS

## NORTH CAROLINA STATE

### MIAMI LEADS, 36-21

YEAR	DATE	SITE	W/L	SCORE
1989	5/19	Chapel Hill, N.C.	W	7-4
1990	5/28+	Coral Gables, Fla.	W	6-1
1991	3/5	Coral Gables, Fla.	W	11-3
1991	3/6	Coral Gables, Fla.	L	2-4
1992	5/24	Coral Gables, Fla.	W	5-4
1993	5/21	Chapel Hill, N.C.	L	7-14
1999	4/9	Coral Gables, Fla.	W	7-4
1999	4/10	Coral Gables, Fla.	L	9-13
1999	4/11	Coral Gables, Fla.	W	7-6
2000	4/21	Durham, N.C.	W	12-0
2000	4/22	Raleigh, N.C.	W	19-1
2000	4/23	Raleigh, N.C.	L	4-5
2003	6/7S	Coral Gables, Fla.	W	10-9
2003	6/8S	Coral Gables, Fla.	W	11-5 (11)
2004	6/5+	Coral Gables, Fla.	W	19-5
2005	3/4	Coral Gables, Fla.	W	6-1
2005	3/5	Coral Gables, Fla.	L	5-11
2005	3/6	Coral Gables, Fla.	W	13-7
2005	5/25%	Jacksonville, Fla.	L	1-2
2006	4/28	Raleigh, N.C.	L	2-9
2006	4/29	Raleigh, N.C.	W	9-6
2006	4/30	Raleigh, N.C.	W	12-10
2007	4/13	Coral Gables, Fla.	L	3-5
2007	4/14	Coral Gables, Fla.	W	5-1
2007	4/15	Coral Gables, Fla.	L	9-19
2008	3/14	Raleigh, N.C.	W	12-5
2008	3/15	Raleigh, N.C.	W	2-1
2008	3/16	Raleigh, N.C.	L	10-11
2008	5/24%	Jacksonville, Fla.	W	5-2
2009	3/6	Coral Gables, Fla.	W	7-6 (12)
2009	3/7	Coral Gables, Fla.	W	4-0
2009	3/8	Coral Gables, Fla.	W	9-7
2010	3/26	Raleigh, N.C.	W	6-5
2010	3/27	Raleigh, N.C.	L	6-7 (11)
2010	3/28	Raleigh, N.C.	W	4-0
2011	4/8	Coral Gables, Fla.	W	4-1
2011	4/9	Coral Gables, Fla.	W	14-13 (10)
2011	4/10	Coral Gables, Fla.	W	3-0
2012	3/23%	Greensboro, N.C.	L	2-3
2013	5/24%	Durham, N.C.	L	1-7
2014	3/28	Raleigh, N.C.	W	2-1
2014	3/29	Raleigh, N.C.	W	2-1
2014	3/30	Raleigh, N.C.	W	12-5
2015	3/13	Coral Gables, Fla.	W	3-2 (10)
2015	3/14	Coral Gables, Fla.	W	9-2
2015	3/15	Coral Gables, Fla.	W	6-0
2015	5/22%	Durham, N.C.	L	4-5 (12)
2016	5/26	Durham, N.C.	W	8-7
2017	3/17	Raleigh, N.C.	L	3-5
2017	3/18	Raleigh, N.C.	L	2-5
2017	3/19	Raleigh, N.C.	W	7-5
2019	3/22	Coral Gables, Fla.	L	3-6
2019	3/23	Coral Gables, Fla.	L	6-7
2019	3/24	Coral Gables, Fla.	L	4-6
2021	3/5	Raleigh, N.C.	L	5-11
2021	3/6	Raleigh, N.C.	W	6-4
2021	3/7	Raleigh, N.C.	W	6-4
2022	5/25%	Charlotte, N.C.	L	6-9

**Coral Gables:** Miami leads, 20-8

**Raleigh:** Miami leads, 13-7

**Neutral Site:** NC State leads, 6-3

## NORTH DAKOTA STATE

### MIAMI LEADS, 3-0

YEAR	DATE	SITE	W/L	SCORE
2022	5/6	Coral Gables, Fla.	W	22-0
2022	5/7	Coral Gables, Fla.	W	16-1
2022	5/8	Coral Gables, Fla.	W	6-4

**Coral Gables:** Miami leads, 3-0

## NORTH FLORIDA

YEAR	DATE	SITE	W/L	SCORE
1990	4/6	Coral Gables, Fla.	W	3-1
1991	4/9	Coral Gables, Fla.	W	8-7
1992	4/15	Coral Gables, Fla.	W	3-2
2007	4/18	Coral Gables, Fla.	L	2-3
2008	5/13	Coral Gables, Fla.	W	5-2
2009	4/28	Coral Gables, Fla.	L	1-10

**Coral Gables:** Miami leads, 4-2

## NORTHEASTERN

### MIAMI LEADS, 10-0

YEAR	DATE	SITE	W/L	SCORE
1990	3/28	Coral Gables, Fla.	W	12-1
1991	3/29	Coral Gables, Fla.	W	9-3
1991	3/30	Coral Gables, Fla.	W	17-4 (7)
1991	3/30	Coral Gables, Fla.	W	8-1
1994	3/29	Coral Gables, Fla.	W	2-0
1995	3/29	Coral Gables, Fla.	W	11-4
2001	3/23	Coral Gables, Fla.	W	5-3
2001	3/24	Coral Gables, Fla.	W	5-2
2001	3/25	Coral Gables, Fla.	W	5-3
2005	3/2	Coral Gables, Fla.	W	5-1

**Coral Gables:** Miami leads, 10-0

## NORTHERN IOWA

### MIAMI LEADS, 2-0

YEAR	DATE	SITE	W/L	SCORE
1973	3/27	Coral Gables, Fla.	W	17-1
1973	3/30	Coral Gables, Fla.	W	6-4

**Coral Gables:** Miami leads, 2-0

## NORTHWESTERN

### MIAMI LEADS, 2-0

YEAR	DATE	SITE	W/L	SCORE
2000	3/22	Coral Gables, Fla.	W	4-2
2002	3/26	Coral Gables, Fla.	W	5-3

**Coral Gables:** Miami leads, 2-0

## NOTRE DAME

### MIAMI LEADS, 23-8

YEAR	DATE	SITE	W/L	SCORE
1970	3/30	Coral Gables, Fla.	W	7-3 (7)
1970	3/30	Coral Gables, Fla.	W	6-2 (7)
1989	3/8	Coral Gables, Fla.	L	2-4

# ALL-TIME SERIES RESULTS

YEAR	DATE	SITE	W/L	SCORE
1992	3/27	Coral Gables, Fla.	L	1-2
1992	3/28	Coral Gables, Fla.	W	18-6
1992	3/29	Coral Gables, Fla.	W	6-5 (11)
1992	5/23+	Coral Gables, Fla.	L	3-6
1992	5/25+	Coral Gables, Fla.	W	5-1
1994	4/2	South Bend, Ind.	W	19-7
1994	4/2	South Bend, Ind.	W	5-2
1994	4/3	South Bend, Ind.	W	4-2
1995	3/24	Coral Gables, Fla.	W	9-4
1995	3/25	Coral Gables, Fla.	W	12-4
1995	3/26	Coral Gables, Fla.	L	2-5
1998	2/20	Coral Gables, Fla.	W	18-3
1998	2/21	Coral Gables, Fla.	W	27-2
1998	2/22	Coral Gables, Fla.	W	17-3
1999	5/11	South Bend, Ind.	W	5-3
1999	5/12	South Bend, Ind.	L	0-1
2014	4/19	Coral Gables, Fla.	W	3-2
2014	4/20	Coral Gables, Fla.	L	4-7
2014	4/21	Coral Gables, Fla.	W	6-3
2015	5/23%	Durham, N.C.	W	6-5
2016	4/10	South Bend, Ind.	W	10-2
2018	3/9	Coral Gables, Fla.	W	3-0
2018	3/10	Coral Gables, Fla.	W	9-0
2018	3/10	Coral Gables, Fla.	L	5-9 (10)
2018	5/22%	Durham, N.C.	W	6-2
2022	5/19	Coral Gables, Fla.	W	6-4
2022	5/20	Coral Gables, Fla.	L	0-5
2022	5/21	Coral Gables, Fla.	W	16-7

**Coral Gables:** Miami leads, 16-7

**South Bend:** Miami leads, 5-1

**Neutral:** Miami leads, 2-0

## NOVA SOUTHEASTERN

### MIAMI LEADS, 5-0

YEAR	DATE	SITE	W/L	SCORE
1990	4/27	Coral Gables, Fla.	W	19-2
1992	4/29	Coral Gables, Fla.	W	12-5
1993	4/21	Coral Gables, Fla.	W	9-4
1996	4/2	Coral Gables, Fla.	W	13-2
2016	4/12	Coral Gables, Fla.	W	8-3

**Coral Gables:** Miami leads, 5-0

## OHIO STATE

### OHIO STATE LEADS, 15-12-2

YEAR	DATE	SITE	W/L	SCORE
1959	3/21	Coral Gables, Fla.	L	0-4
1961	3/18	Coral Gables, Fla.	W	6-5
1961	3/18	Coral Gables, Fla.	T	2-2
1961	3/21	Coral Gables, Fla.	T	4-4
1961	3/22	Coral Gables, Fla.	L	4-6
1962	3/19	Coral Gables, Fla.	W	4-1
1962	3/20	Coral Gables, Fla.	L	8-12
1962	3/21	Coral Gables, Fla.	W	7-3
1963	3/16	Coral Gables, Fla.	L	3-4 (11)
1964	3/23	Coral Gables, Fla.	L	7-10
1964	3/24	Coral Gables, Fla.	L	4-8
1964	3/25	Coral Gables, Fla.	L	1-3
1964	3/28	Coral Gables, Fla.	L	2-4
1966	3/19	Coral Gables, Fla.	L	3-10
1966	3/19	Coral Gables, Fla.	W	7-6
1966	3/26	Coral Gables, Fla.	L	0-5
1968	3/20	Coral Gables, Fla.	L	1-3

YEAR	DATE	SITE	W/L	SCORE
1968	3/22	Coral Gables, Fla.	L	1-3
1970	3/25	Coral Gables, Fla.	L	5-12
1971	3/23	Coral Gables, Fla.	W	7-6
1971	3/26	Coral Gables, Fla.	W	12-2
1972	3/21	Coral Gables, Fla.	W	13-3
1972	3/24	Coral Gables, Fla.	L	4-7
1973	3/19	Coral Gables, Fla.	W	6-5
1973	3/23	Coral Gables, Fla.	W	10-4
1974	3/19	Coral Gables, Fla.	W	16-1
1974	3/22	Coral Gables, Fla.	W	5-0
1999	3/6	Coral Gables, Fla.	W	23-3
2009	3/24	Coral Gables, Fla.	L	1-7

**Coral Gables:** Ohio State leads, 15-12-2

## OKLAHOMA

### OKLAHOMA LEADS, 2-1

YEAR	DATE	SITE	W/L	SCORE
1974	6/10#	Omaha, Neb.	W	5-1
1976	5/28+	Arlington, Texas	L	3-11
1985	4/6	Oklahoma City, Okla.	L	1-7

**Neutral Site:** Oklahoma leads, 2-1

## OKLAHOMA STATE

### MIAMI LEADS, 5-4

YEAR	DATE	SITE	W/L	SCORE
1979	3/12	Coral Gables, Fla.	L	1-2
1979	3/15	Coral Gables, Fla.	W	6-0
1980	3/14	Coral Gables, Fla.	W	2-1
1981	6/3#	Omaha, Neb.	L	6-12
1985	6/6#	Omaha, Neb.	W	2-1
1986	5/31#	Omaha, Neb.	W	6-2
2001	2/11	Coral Gables, Fla.	L	3-9
2013	5/31+	Louisville, Ky.	W	7-0
2013	6/2+	Louisville, Ky.	L	1-7

**Coral Gables:** Tied, 2-2

**Neutral Site:** Miami leads, 3-2

## ORAL ROBERTS

### MIAMI LEADS, 9-4

YEAR	DATE	SITE	W/L	SCORE
1978	6/5#	Omaha, Neb.	W	5-3
1984	5/14	Tulsa, Okla.	W	13-4
1984	5/15	Tulsa, Okla.	L	3-4
1997	5/15	Coral Gables, Fla.	W	20-3
1997	5/16	Coral Gables, Fla.	W	7-3
1997	5/17	Coral Gables, Fla.	W	7-3
2003	4/14	Coral Gables, Fla.	W	8-5
2003	4/5	Coral Gables, Fla.	L	1-18
2003	4/6	Coral Gables, Fla.	W	11-8
2005	3/31	Coral Gables, Fla.	W	1-0
2005	4/1	Coral Gables, Fla.	W	17-6
2005	4/2	Coral Gables, Fla.	L	3-4
2005	4/3	Coral Gables, Fla.	L	8-12

**Coral Gables:** Miami leads, 7-3

**Tulsa:** Tied, 1-1

**Neutral Site:** Miami leads, 1-0

# ALL-TIME SERIES RESULTS

## OREGON STATE

**TIED, 1-1**

YEAR	DATE	SITE	W/L	SCORE
2006	6/17#	Omaha, Neb.	W	11-1
2006	6/20#	Omaha, Neb.	L	1-8

**Neutral Site:** Tied, 1-1

## PACE

**MIAMI LEADS, 10-0**

YEAR	DATE	SITE	W/L	SCORE
1969	4/7	Coral Gables, Fla.	W	11-4
1969	4/11	Coral Gables, Fla.	W	11-4
1969	4/12	Coral Gables, Fla.	W	3-1
1971	4/16	Coral Gables, Fla.	W	9-1
1989	3/15	Coral Gables, Fla.	W	6-3
1992	3/15	Coral Gables, Fla.	W	12-0
1994	3/9	Coral Gables, Fla.	W	8-2
2003	5/2	Coral Gables, Fla.	W	27-1
2003	5/3	Coral Gables, Fla.	W	23-1
2003	5/4	Coral Gables, Fla.	W	20-2

**Coral Gables:** Miami leads, 10-0

## PENN STATE

**MIAMI LEADS, 7-0**

YEAR	DATE	SITE	W/L	SCORE
1970	3/23	Coral Gables, Fla.	W	5-4
1971	3/29	Coral Gables, Fla.	W	10-1
1971	4/1	Coral Gables, Fla.	W	6-5
2004	3/27	Coral Gables, Fla.	W	6-1
2004	3/27	Coral Gables, Fla.	W	1-0
2004	3/28	Coral Gables, Fla.	W	11-3
2008	3/11	Coral Gables, Fla.	W	10-0

**Coral Gables:** Miami leads, 7-0

## PENNSYLVANIA

**MIAMI LEADS, 1-0**

YEAR	DATE	SITE	W/L	SCORE
1991	3/14	Coral Gables, Fla.	W	9-3

**Coral Gables:** Miami leads, 1-0

## PEPPERDINE

**PEPPERDINE LEADS, 1-0**

YEAR	DATE	SITE	W/L	SCORE
1979	6/2#	Omaha, Neb.	L	3-9

**Neutral Site:** Pepperdine leads, 1-0

## PITTSBURGH

**MIAMI LEADS, 25-8**

YEAR	DATE	SITE	W/L	SCORE
1969	3/25	Coral Gables, Fla.	W	8-2
1969	3/26	Coral Gables, Fla.	W	8-2
1969	3/30	Coral Gables, Fla.	W	3-1
2001	3/7	Coral Gables, Fla.	W	6-2
2005	3/8	Coral Gables, Fla.	W	3-0

YEAR	DATE	SITE	W/L	SCORE
2009	3/11	Coral Gables, Fla.	W	11-6
2014	4/11	Coral Gables, Fla.	W	12-2
2014	4/12	Coral Gables, Fla.	W	1-0
2014	4/13	Coral Gables, Fla.	W	7-2
2015	5/2	Pittsburgh, Pa.	W	9-5
2015	5/2	Pittsburgh, Pa.	W	12-0
2015	5/3	Pittsburgh, Pa.	W	9-3
2016	5/13	Coral Gables, Fla.	W	7-6
2016	5/14	Coral Gables, Fla.	W	4-3 (11)
2016	5/15	Coral Gables, Fla.	W	8-4
2017	4/14	Pittsburgh, Pa.	L	3-10
2017	4/14	Pittsburgh, Pa.	W	1-0
2017	4/15	Pittsburgh, Pa.	W	5-3
2018	4/20	Coral Gables, Fla.	L	1-2
2018	4/21	Coral Gables, Fla.	L	0-3
2018	4/21	Coral Gables, Fla.	W	3-0
2019	3/29	Pittsburgh, Pa.	W	13-10
2019	3/30	Pittsburgh, Pa.	L	10-11
2019	3/31	Pittsburgh, Pa.	W	5-3
2020	3/6	Coral Gables, Fla.	W	5-4 (11)
2020	3/7	Coral Gables, Fla.	W	5-0
2020	3/8	Coral Gables, Fla.	W	14-2
2021	4/9	Pittsburgh, Pa.	L	6-12
2021	4/10	Pittsburgh, Pa.	L	4-6
2021	4/11	Pittsburgh, Pa.	L	5-12
2022	4/22	Coral Gables, Fla.	W	2-1
2022	4/23	Coral Gables, Fla.	W	17-2
2022	4/24	Coral Gables, Fla.	L	4-9

**Coral Gables:** Miami leads, 18-3

**Pittsburgh:** Miami leads, 7-5

## PORTLAND

**MIAMI LEADS, 1-0**

YEAR	DATE	SITE	W/L	SCORE
1991	5/23+	Fresno, Calif.	W	13-1

**Neutral Site:** Miami leads, 1-0

## PRINCETON

**MIAMI LEADS, 4-0**

YEAR	DATE	SITE	W/L	SCORE
1985	5/24+	Coral Gables, Fla.	W	22-6
1999	3/12	Coral Gables, Fla.	W	16-1
1999	3/13	Coral Gables, Fla.	W	16-1
1999	3/14	Coral Gables, Fla.	W	15-6

**Coral Gables:** Miami leads, 4-0

## PROVIDENCE

**MIAMI LEADS, 1-0**

YEAR	DATE	SITE	W/L	SCORE
1992	3/5	Coral Gables, Fla.	W	4-0

**Coral Gables:** Miami leads, 1-0

# ALL-TIME SERIES RESULTS

## PURDUE

### MIAMI LEADS, 1-0

YEAR	DATE	SITE	W/L	SCORE
1988	3/6	Coral Gables, Fla.	W	8-7

Coral Gables: Miami leads, 1-0

## RHODE ISLAND

### RHODE ISLAND LEADS, 1-0

YEAR	DATE	SITE	W/L	SCORE
2009	3/3	Coral Gables, Fla.	L	0-3

Coral Gables: Rhode Island leads, 1-0

## RICE

### MIAMI LEADS, 5-2

YEAR	DATE	SITE	W/L	SCORE
1985	3/5	Coral Gables, Fla.	W	7-3
1985	3/6	Coral Gables, Fla.	W	11-3
1993	5/7	Coral Gables, Fla.	W	6-5
1993	5/8	Coral Gables, Fla.	W	13-5
1993	5/9	Coral Gables, Fla.	L	2-3
1999	6/11#	Omaha, Neb.	W	8-4
2006	6/19#	Omaha, Neb.	L	2-3

Coral Gables: Miami leads, 4-1

Neutral Site: Tied, 1-1

## RICHMOND

### MIAMI LEADS, 1-0

YEAR	DATE	SITE	W/L	SCORE
1997	5/22+	Coral Gables, Fla.	W	11-4

Coral Gables: Miami leads, 1-0

## RIDER

### MIAMI LEADS, 1-0

YEAR	DATE	SITE	W/L	SCORE
1994	5/27+	Coral Gables, Fla.	W	17-4

Coral Gables: Miami leads, 1-0

## ROLLINS

### ROLLINS LEADS, 51-36

YEAR	DATE	SITE	W/L	SCORE
1940	-	-	L	2-16
1940	-	-	L	5-13
1947	4/11	Winter Park, Fla.	L	2-4
1947	5/3	Coral Gables, Fla.	W	6-3
1947	5/3	Coral Gables, Fla.	W	9-8
1948	4/2	Winter Park, Fla.	L	3-4
1948	4/3	Winter Park, Fla.	L	4-8
1948	4/30	Coral Gables, Fla.	L	6-8 (10)
1948	5/1	Coral Gables, Fla.	L	1-2
1949	4/15	Winter Park, Fla.	L	1-13
1949	4/16	Winter Park, Fla.	L	0-3
1949	5/6	Coral Gables, Fla.	L	0-2
1949	5/7	Coral Gables, Fla.	W	5-4
1950	4/14	Coral Gables, Fla.	W	4-0

YEAR	DATE	SITE	W/L	SCORE
1950	4/15	Coral Gables, Fla.	L	1-6
1950	5/5	Winter Park, Fla.	L	8-10
1950	5/6	Winter Park, Fla.	L	1-7
1951	3/30	Coral Gables, Fla.	W	5-4
1951	3/31	Coral Gables, Fla.	W	4-3
1951	4/27	Winter Park, Fla.	W	5-2
1951	4/29	Winter Park, Fla.	W	7-6
1952	4/25	Winter Park, Fla.	L	1-4
1952	4/26	Winter Park, Fla.	W	7-1
1952	4/28	Coral Gables, Fla.	W	7-6
1952	4/29	Coral Gables, Fla.	L	1-2
1953	4/17	Coral Gables, Fla.	L	0-9
1953	4/18	Coral Gables, Fla.	W	9-8
1953	4/24	Winter Park, Fla.	W	10-9
1953	4/25	Winter Park, Fla.	L	1-3
1954	4/9	Winter Park, Fla.	L	7-8
1954	4/10	Winter Park, Fla.	L	1-6
1954	5/7	Coral Gables, Fla.	W	4-2
1954	5/8	Coral Gables, Fla.	L	3-6
1955	4/22	Winter Park, Fla.	L	2-11
1955	4/23	Winter Park, Fla.	L	5-12
1955	5/6	Coral Gables, Fla.	L	3-8
1955	5/7	Coral Gables, Fla.	L	2-8
1956	4/16	Coral Gables, Fla.	L	1-6
1956	4/21	Winter Park, Fla.	L	4-7
1957	4/12	Coral Gables, Fla.	L	4-6
1957	4/13	Coral Gables, Fla.	W	8-6
1958	4/11	Winter Park, Fla.	W	13-3
1959	4/10	Coral Gables, Fla.	L	2-3
1959	4/11	Coral Gables, Fla.	W	13-2
1959	4/24	Winter Park, Fla.	L	0-4
1959	4/25	Winter Park, Fla.	W	12-7
1960	3/18	Coral Gables, Fla.	L	1-2
1960	3/19	Coral Gables, Fla.	W	7-1
1960	4/13	Winter Park, Fla.	W	13-4
1960	4/14	Winter Park, Fla.	W	7-2
1961	3/16	Coral Gables, Fla.	W	8-3
1961	3/17	Coral Gables, Fla.	W	5-4
1961	4/12	Winter Park, Fla.	L	2-7
1961	4/13	Winter Park, Fla.	L	3-4 (13)
1962	4/20	Coral Gables, Fla.	L	3-7
1962	4/21	Coral Gables, Fla.	W	1-0
1962	4/21	Coral Gables, Fla.	L	0-2
1963	4/26	Winter Park, Fla.	L	2-4
1963	4/27	Winter Park, Fla.	L	1-3
1963	4/27	Winter Park, Fla.	L	2-3
1964	5/1	Coral Gables, Fla.	L	8-9
1964	5/2	Coral Gables, Fla.	W	3-1
1964	5/2	Coral Gables, Fla.	L	1-12
1965	4/9	Winter Park, Fla.	L	2-7
1965	4/10	Winter Park, Fla.	L	2-3
1965	4/10	Winter Park, Fla.	W	6-3
1966	5/6	Coral Gables, Fla.	W	7-0
1966	5/7	Coral Gables, Fla.	W	3-2
1967	5/5	Winter Park, Fla.	L	5-6
1967	5/6	Winter Park, Fla.	L	5-10
1968	5/3	Coral Gables, Fla.	W	6-5
1968	5/4	Coral Gables, Fla.	W	4-2
1969	5/2	Winter Park, Fla.	W	5-0 (7)
1969	5/3	Winter Park, Fla.	L	1-3 (7)
1970	5/1	Coral Gables, Fla.	L	0-2
1970	5/2	Coral Gables, Fla.	L	2-8
1971	5/7	Winter Park, Fla.	W	8-7
1971	5/8	Winter Park, Fla.	L	0-5
1972	4/3	Coral Gables, Fla.	W	5-4 (10)
1972	4/3	Coral Gables, Fla.	L	3-10
1973	5/7	Winter Park, Fla.	W	6-4



# ALL-TIME SERIES RESULTS

1973	5/8	Winter Park, Fla.	W	6-2
1974	4/12	Coral Gables, Fla.	W	9-6
1974	4/13	Coral Gables, Fla.	L	4-8
1975	5/8	Winter Park, Fla.	L	5-6
1992	4/5	Coral Gables, Fla.	W	9-1
1994	4/5	Coral Gables, Fla.	L	2-4

**Coral Gables:** Miami leads, 23-22

**Winter Park:** Rollins leads, 27-13

## RUTGERS

### MIAMI LEADS, 69-14

YEAR	DATE	SITE	W/L	SCORE
1967	3/18	Coral Gables, Fla.	W	3-2
1967	3/18	Coral Gables, Fla.	W	2-1
1967	3/21	Coral Gables, Fla.	L	2-6
1968	3/18	Coral Gables, Fla.	L	2-4
1970	3/24	Coral Gables, Fla.	W	2-0
1971	3/24	Coral Gables, Fla.	W	11-5
1971	3/25	Coral Gables, Fla.	W	14-8
1984	3/18	Coral Gables, Fla.	W	11-4
1985	3/17	Coral Gables, Fla.	W	9-3 (7)
1986	3/18	Coral Gables, Fla.	W	7-6
1987	3/17	Coral Gables, Fla.	L	7-12
1988	3/22	Coral Gables, Fla.	W	4-2
1988	3/23	Coral Gables, Fla.	W	8-2
1989	3/24	Coral Gables, Fla.	W	16-8
1989	3/25	Coral Gables, Fla.	W	7-4
1990	3/16	Coral Gables, Fla.	W	6-2
1990	3/17	Coral Gables, Fla.	W	6-3
1991	3/22	Coral Gables, Fla.	W	5-2
1991	3/23	Coral Gables, Fla.	W	20-4
1992	3/17	Coral Gables, Fla.	W	10-0
1992	3/19	Coral Gables, Fla.	W	14-7
1993	3/16	Coral Gables, Fla.	W	11-4
1994	3/15	Coral Gables, Fla.	W	14-5
1994	3/16	Coral Gables, Fla.	W	7-6
1995	3/10	Coral Gables, Fla.	W	12-5
1995	3/11	Coral Gables, Fla.	W	8-0
1995	3/12	Coral Gables, Fla.	W	11-4
1996	3/8	Coral Gables, Fla.	L	4-5
1996	3/9	Coral Gables, Fla.	W	12-3
1998	3/13	Coral Gables, Fla.	W	9-4
1998	3/14	Coral Gables, Fla.	W	10-2
1998	3/15	Coral Gables, Fla.	W	18-6
2000	3/10	Coral Gables, Fla.	W	6-5
2000	3/11	Coral Gables, Fla.	L	6-11
2000	3/12	Coral Gables, Fla.	W	5-3
2001	3/9	Coral Gables, Fla.	L	4-6 (11)
2001	3/10	Coral Gables, Fla.	W	13-2
2001	3/11	Coral Gables, Fla.	L	6-9
2002	3/15	Coral Gables, Fla.	L	3-4
2002	3/16	Coral Gables, Fla.	W	8-3
2002	3/17	Coral Gables, Fla.	L	5-9
2003	3/14	Coral Gables, Fla.	W	15-5
2003	3/16	Coral Gables, Fla.	L	7-8
2004	3/12	Coral Gables, Fla.	W	12-2
2004	3/13	Coral Gables, Fla.	W	10-5
2004	3/14	Coral Gables, Fla.	W	6-5
2005	3/16	Coral Gables, Fla.	W	13-2
2007	3/14	Coral Gables, Fla.	W	4-1
2009	2/20	Coral Gables, Fla.	W	6-1
2009	2/21	Coral Gables, Fla.	W	4-2
2009	2/21	Coral Gables, Fla.	L	4-5
2009	2/22	Coral Gables, Fla.	W	18-9
2010	2/19	Coral Gables, Fla.	W	12-1

YEAR	DATE	SITE	W/L	SCORE
2010	2/20	Coral Gables, Fla.	W	10-8
2010	2/21	Coral Gables, Fla.	W	9-7
2011	2/18	Coral Gables, Fla.	W	2-1 (11)
2011	2/19	Coral Gables, Fla.	L	5-6 (10)
2011	2/20	Coral Gables, Fla.	W	5-3
2012	2/17	Coral Gables, Fla.	W	6-2
2012	2/18	Coral Gables, Fla.	W	4-1
2012	2/19	Coral Gables, Fla.	W	9-7
2013	2/16	Coral Gables, Fla.	W	5-4
2013	2/16	Coral Gables, Fla.	W	4-1 (7)
2013	2/17	Coral Gables, Fla.	W	7-0
2015	2/13	Coral Gables, Fla.	W	5-2
2015	2/14	Coral Gables, Fla.	W	9-5
2015	2/14	Coral Gables, Fla.	W	9-3
2015	2/15	Coral Gables, Fla.	W	25-4
2016	2/19	Coral Gables, Fla.	W	4-1
2016	2/20	Coral Gables, Fla.	W	2-0
2016	2/21	Coral Gables, Fla.	W	8-1
2017	2/17	Coral Gables, Fla.	W	3-0
2017	2/18	Coral Gables, Fla.	W	8-4
2017	2/19	Coral Gables, Fla.	L	6-17
2018	2/16	Coral Gables, Fla.	W	7-1
2018	2/17	Coral Gables, Fla.	W	8-5
2018	2/18	Coral Gables, Fla.	L	5-7
2019	2/15	Coral Gables, Fla.	W	19-3
2019	2/16	Coral Gables, Fla.	W	7-1
2019	2/17	Coral Gables, Fla.	W	9-3
2020	2/14	Coral Gables, Fla.	W	2-1
2020	2/15	Coral Gables, Fla.	W	8-2
2020	2/16	Coral Gables, Fla.	W	13-6

**Coral Gables:** Miami leads, 69-14

## SAM HOUSTON STATE

### SAM HOUSTON STATE LEADS, 1-0

YEAR	DATE	SITE	W/L	SCORE
1996	5/23+	Austin, Texas	L	4-5

**Neutral Site:** Sam Houston State leads, 1-0

## SAN DIEGO STATE

### MIAMI LEADS, 4-0

YEAR	DATE	SITE	W/L	SCORE
2001	3/2	Minneapolis, Minn.	W	8-6
2003	2/21	Coral Gables, Fla.	W	6-3
2003	2/22	Coral Gables, Fla.	W	4-1
2003	2/23	Coral Gables, Fla.	W	6-3

**Coral Gables:** Miami leads, 3-0

**Neutral Site:** Miami leads, 1-0

## SAN FRANCISCO

### MIAMI LEADS, 1-0

YEAR	DATE	SITE	W/L	SCORE
2006	6/2+	Lincoln, Neb.	W	11-2

**Neutral Site:** Miami leads, 1-0

# ALL-TIME SERIES RESULTS

## SAVANNAH STATE

### MIAMI LEADS, 7-0

YEAR	DATE	SITE	W/L	SCORE
2001	4/6	Coral Gables, Fla.	W	13-4
2001	4/7	Coral Gables, Fla.	W	7-2
2001	4/8	Coral Gables, Fla.	W	16-5
2003	5/16	Coral Gables, Fla.	W	12-7
2003	5/17	Coral Gables, Fla.	W	11-2
2003	5/17	Coral Gables, Fla.	W	6-4
2003	5/18	Coral Gables, Fla.	W	11-3

**Coral Gables:** Miami leads, 7-0

## SETON HALL

### MIAMI LEADS, 21-4

YEAR	DATE	SITE	W/L	SCORE
1974	3/18	Coral Gables, Fla.	W	4-3 (10)
1974	3/20	Coral Gables, Fla.	W	6-2
1976	3/23	Coral Gables, Fla.	W	9-3
1976	3/26	Coral Gables, Fla.	W	5-1
1977	3/18	Coral Gables, Fla.	W	16-5
1982	2/11	Coral Gables, Fla.	W	3-1
1982	2/12	Coral Gables, Fla.	L	13-14
1982	2/15	Coral Gables, Fla.	W	7-2
1983	2/17	Coral Gables, Fla.	W	11-4
1983	2/18	Coral Gables, Fla.	W	8-4
1984	2/16	Coral Gables, Fla.	L	2-5
1984	2/19	Coral Gables, Fla.	W	15-2
1985	2/18	Coral Gables, Fla.	W	9-4
1986	2/16	Coral Gables, Fla.	W	5-1
1986	2/17	Coral Gables, Fla.	W	5-0
1987	2/15	Coral Gables, Fla.	L	5-11
1988	2/14	Coral Gables, Fla.	W	9-4
1989	2/19	Coral Gables, Fla.	W	11-2
1989	2/20	Coral Gables, Fla.	L	1-5
1990	2/2	Coral Gables, Fla.	W	7-0
1990	2/3	Coral Gables, Fla.	W	17-3
1990	2/4	Coral Gables, Fla.	W	8-2
1992	2/7	Coral Gables, Fla.	W	14-2
1992	2/8	Coral Gables, Fla.	W	25-3
1992	2/9	Coral Gables, Fla.	W	4-1

**Coral Gables:** Miami leads, 21-4

## SOUTH ALABAMA

### MIAMI LEADS, 16-9

YEAR	DATE	SITE	W/L	SCORE
1973	5/24+	Starkville, Miss.	W	5-3
1980	2/29	Coral Gables, Fla.	W	2-0
1980	3/1	Coral Gables, Fla.	L	4-7
1980	3/2	Coral Gables, Fla.	W	7-1
1980	5/25+	Coral Gables, Fla.	W	15-6
1981	5/13	Mobile, Ala.	W	3-0
1981	5/14	Mobile, Ala.	W	4-1
1981	5/15	Mobile, Ala.	W	5-2
1982	4/22	Coral Gables, Fla.	W	7-2
1983	5/6	Mobile, Ala.	L	0-10
1983	5/7	Mobile, Ala.	L	1-2 (6)
1983	5/8	Mobile, Ala.	W	7-3
1983	5/28+	Tallahassee, Fla.	W	14-5
1984	5/27+	Tallahassee, Fla.	L	4-6
1984	5/28+	Tallahassee, Fla.	W	10-2
1985	2/1	Coral Gables, Fla.	W	14-5

1985	2/2	Coral Gables, Fla.	W	12-9
1985	2/3	Coral Gables, Fla.	L	5-7
1986	4/9	Mobile, Ala.	L	4-8
1993	5/27+	Baton Rouge, La.	L	3-7
1997	1/31	Coral Gables, Fla.	W	4-2
1997	2/1	Coral Gables, Fla.	L	7-9
1997	2/2	Coral Gables, Fla.	W	16-4
2021	6/4+	Gainesville, Fla.	W	1-0
2021	6/6+	Gainesville, Fla.	L	2-7

**Coral Gables:** Miami leads, 8-3

**Mobile:** Miami leads, 4-3

**Neutral Site:** Miami leads, 4-3

## SOUTH CAROLINA

### MIAMI LEADS, 24-9

YEAR	DATE	SITE	W/L	SCORE
1974	5/25+	Starkville, Miss.	W	5-0
1974	5/26+	Starkville, Miss.	L	1-3
1974	5/27+	Starkville, Miss.	W	2-1
1979	5/10	Columbia, S.C.	W	9-0
1979	5/11	Columbia, S.C.	W	9-0 (F)
1979	5/13	Columbia, S.C.	W	3-1
1979	5/14	Columbia, S.C.	W	6-1
1980	4/2	Coral Gables, Fla.	W	9-0
1980	4/3	Coral Gables, Fla.	W	5-0
1980	4/4	Coral Gables, Fla.	L	5-15
1980	4/5	Coral Gables, Fla.	L	1-8
1982	3/12	Coral Gables, Fla.	W	2-1
1982	3/13	Coral Gables, Fla.	W	4-3 (12)
1982	3/14	Coral Gables, Fla.	W	8-6
1982	3/15	Coral Gables, Fla.	W	4-3
1982	4/14	Columbia, S.C.	W	11-3
1982	4/15	Columbia, S.C.	W	12-8
1982	4/16	Columbia, S.C.	L	2-6
1982	4/17	Columbia, S.C.	W	19-3 (8)
1983	5/13	Coral Gables, Fla.	L	3-4
1983	5/14	Coral Gables, Fla.	W	9-7
1983	5/15	Coral Gables, Fla.	W	6-5 (10)
1984	3/9	Coral Gables, Fla.	L	9-14
1984	3/10	Coral Gables, Fla.	W	6-3
1984	3/11	Coral Gables, Fla.	W	13-11
1986	5/24+	Coral Gables, Fla.	W	7-5
1988	5/29+	Coral Gables, Fla.	W	10-3
1992	5/24+	Coral Gables, Fla.	W	17-2
1998	5/23+	Coral Gables, Fla.	W	14-2
2002	6/7\$	Columbia, S.C.	L	7-10
2002	6/8\$	Columbia, S.C.	W	5-2
2002	6/9\$	Columbia, S.C.	L	4-6
2004	6/22#	Omaha, Neb.	L	11-15

**Coral Gables:** Miami leads, 14-4

**Columbia:** Miami leads, 8-3

**Neutral Site:** Tied, 2-2

## SOUTHERN

### MIAMI LEADS, 1-0

YEAR	DATE	SITE	W/L	SCORE
2019	6/2+	Starkville, Miss.	W	12-2

**Neutral Site:** Miami leads, 1-0

# ALL-TIME SERIES RESULTS

## SOUTHERN CALIFORNIA

### MIAMI LEADS, 8-5

YEAR	DATE	SITE	W/L	SCORE
1974	6/12#	Omaha, Neb.	W	7-3
1974	6/15#	Omaha, Neb.	L	3-7
1978	6/2#	Omaha, Neb.	L	3-9
1981	2/6	Coral Gables, Fla.	W	7-6
1981	2/7	Coral Gables, Fla.	W	6-3
1981	2/8	Coral Gables, Fla.	W	10-9 (13)
1985	4/5	Oklahoma City, Okla.	W	11-1
1985	4/7	Oklahoma City, Okla.	W	8-6
1995	6/2#	Omaha, Neb.	W	15-10
1995	6/7#	Omaha, Neb.	L	5-7
1995	6/9#	Omaha, Neb.	L	3-7
2001	6/11#	Omaha, Neb.	W	4-3
2002	3/1	Fullerton, Calif.	L	10-11

**Coral Gables:** Miami leads, 3-0

**Neutral Site:** Tied, 5-5

## SOUTHERN ILLINOIS

### MIAMI LEADS, 46-11

YEAR	DATE	SITE	W/L	SCORE
1972	3/23	Coral Gables, Fla.	W	6-0
1972	3/26	Coral Gables, Fla.	L	1-7
1973	3/17	Coral Gables, Fla.	W	13-12
1973	3/18	Coral Gables, Fla.	W	12-1
1974	3/26	Coral Gables, Fla.	W	6-1
1974	3/29	Coral Gables, Fla.	W	6-1
1974	6/13#	Omaha, Neb.	L	3-4
1976	3/13	Coral Gables, Fla.	W	13-0
1976	3/14	Coral Gables, Fla.	W	19-3
1976	3/15	Coral Gables, Fla.	L	2-9
1976	3/16	Coral Gables, Fla.	W	9-6
1977	3/19	Coral Gables, Fla.	W	13-7
1977	3/23	Coral Gables, Fla.	L	4-7
1977	3/26	Coral Gables, Fla.	W	1-0
1978	3/17	Coral Gables, Fla.	L	0-12
1978	3/21	Coral Gables, Fla.	W	3-1
1978	3/24	Coral Gables, Fla.	W	4-2
1979	3/10	Coral Gables, Fla.	W	11-2
1979	3/13	Coral Gables, Fla.	L	0-7
1979	3/16	Coral Gables, Fla.	W	5-3
1980	3/17	Coral Gables, Fla.	W	5-1
1980	3/18	Coral Gables, Fla.	L	2-5
1980	3/20	Coral Gables, Fla.	W	9-4
1980	3/22	Coral Gables, Fla.	W	8-1
1981	3/13	Coral Gables, Fla.	W	5-0
1981	3/14	Coral Gables, Fla.	W	6-4
1981	3/18	Coral Gables, Fla.	W	11-5
1981	3/21	Coral Gables, Fla.	W	7-4
1983	3/12	Coral Gables, Fla.	W	12-3
1983	3/17	Coral Gables, Fla.	L	7-13
1983	3/19	Coral Gables, Fla.	W	9-0
1983	3/19	Coral Gables, Fla.	W	7-3
1984	3/14	Coral Gables, Fla.	W	4-3
1984	3/16	Coral Gables, Fla.	W	10-7
1984	3/17	Coral Gables, Fla.	W	11-7
1985	3/14	Coral Gables, Fla.	W	12-4
1985	3/15	Coral Gables, Fla.	W	2-0
1985	3/16	Coral Gables, Fla.	W	7-6
1986	3/8	Coral Gables, Fla.	W	4-1
1986	3/14	Coral Gables, Fla.	W	5-2
1987	3/13	Coral Gables, Fla.	W	9-4
1987	3/14	Coral Gables, Fla.	W	7-0

YEAR	DATE	SITE	W/L	SCORE
1988	3/11	Coral Gables, Fla.	W	7-6
1988	3/12	Coral Gables, Fla.	W	6-5
1989	3/10	Coral Gables, Fla.	W	6-0
1989	3/11	Coral Gables, Fla.	W	10-6
1990	3/9	Coral Gables, Fla.	W	5-1
1990	3/10	Coral Gables, Fla.	L	0-1
1991	3/8	Coral Gables, Fla.	L	1-2
1991	3/9	Coral Gables, Fla.	W	12-0
1992	3/20	Coral Gables, Fla.	W	9-1
1992	3/21	Coral Gables, Fla.	W	5-1
1993	3/18	Coral Gables, Fla.	W	6-2
1994	3/18	Coral Gables, Fla.	W	5-1
1994	3/19	Coral Gables, Fla.	W	12-3
1995	3/14	Coral Gables, Fla.	W	5-4
1995	3/15	Coral Gables, Fla.	W	5-3

**Coral Gables:** Miami leads, 46-10

**Neutral Site:** Southern Illinois leads, 1-0

## ST. BONAVENTURE

### TIED, 1-1

YEAR	DATE	SITE	W/L	SCORE
2004	6/4+	Coral Gables, Fla.	W	6-3
2007	3/6	Coral Gables, Fla.	L	2-5

**Coral Gables:** Tied, 1-1

## ST. FRANCIS BROOKLYN

### MIAMI LEADS, 5-0

YEAR	DATE	SITE	W/L	SCORE
1979	3/27	Coral Gables, Fla.	W	10-3
1979	3/28	Coral Gables, Fla.	W	15-5
1988	3/17	Coral Gables, Fla.	W	10-5
1990	2/21	Coral Gables, Fla.	W	10-2
1990	2/25	Coral Gables, Fla.	W	17-1

**Coral Gables:** Miami leads, 5-0

## ST. JOHN'S

### MIAMI LEADS, 3-0

YEAR	DATE	SITE	W/L	SCORE
2013	5/3	Coral Gables, Fla.	W	12-3
2013	5/4	Coral Gables, Fla.	W	4-2
2013	5/5	Coral Gables, Fla.	W	6-4

**Coral Gables:** Miami leads, 3-0

## ST. JOSEPH'S

### MIAMI LEADS, 19-1

YEAR	DATE	SITE	W/L	SCORE
1972	3/10	Coral Gables, Fla.	L	3-6
1972	3/11	Coral Gables, Fla.	W	7-1
1972	3/11	Coral Gables, Fla.	W	4-3
1972	3/12	Coral Gables, Fla.	W	5-2
1973	3/6	Coral Gables, Fla.	W	9-2
1973	3/7	Coral Gables, Fla.	W	4-3
1974	3/5	Coral Gables, Fla.	W	9-2
1974	3/6	Coral Gables, Fla.	W	5-2
1975	3/2	Coral Gables, Fla.	W	10-7
1975	3/2	Coral Gables, Fla.	W	4-1
1978	3/6	Coral Gables, Fla.	W	11-0

# ALL-TIME SERIES RESULTS

YEAR	DATE	SITE	W/L	SCORE
1978	3/7	Coral Gables, Fla.	W	6-4
1979	3/6	Coral Gables, Fla.	W	6-2
1979	3/9	Coral Gables, Fla.	W	8-5
1980	3/4	Coral Gables, Fla.	W	6-0
1980	3/5	Coral Gables, Fla.	W	12-4
1981	3/2	Coral Gables, Fla.	W	14-4
1981	3/3	Coral Gables, Fla.	W	11-0
1981	3/4	Coral Gables, Fla.	W	15-7
2009	3/10	Coral Gables, Fla.	W	11-6

**Coral Gables:** Miami leads, 19-1

## ST. LEO

### MIAMI LEADS, 10-1

YEAR	DATE	SITE	W/L	SCORE
1968	4/5	Coral Gables, Fla.	W	8-1
1968	4/6	Coral Gables, Fla.	W	1-0
1968	4/6	Coral Gables, Fla.	W	11-0
1969	4/9	Dade City, Fla.	L	10-11
1977	2/22	Coral Gables, Fla.	W	5-0
1977	2/23	Coral Gables, Fla.	W	6-5
1980	2/26	Coral Gables, Fla.	W	7-2
1980	2/27	Coral Gables, Fla.	W	20-2
1981	4/29	Coral Gables, Fla.	W	14-2
1981	4/30	Coral Gables, Fla.	W	8-1
1983	3/30	Coral Gables, Fla.	W	8-4

**Coral Gables:** Miami leads, 10-0

**Neutral Site:** St. Leo leads, 1-0

## SAINT MARY'S

### MIAMI LEADS, 3-0

YEAR	DATE	SITE	W/L	SCORE
2008	5/2	Coral Gables, Fla.	W	10-6
2008	5/3	Coral Gables, Fla.	W	5-0
2008	5/4	Coral Gables, Fla.	W	15-3

**Coral Gables:** Miami leads, 3-0

## ST. PETER'S

### MIAMI LEADS, 1-0

YEAR	DATE	SITE	W/L	SCORE
2003	3/18	Coral Gables, Fla.	W	16-2

**Coral Gables:** Miami leads, 1-0

## ST. THOMAS (FL)

### MIAMI LEADS, 23-2

YEAR	DATE	SITE	W/L	SCORE
1985	2/20	Coral Gables, Fla.	L	1-4
1986	3/4	Coral Gables, Fla.	L	9-10
1988	3/1	Coral Gables, Fla.	W	6-2
1989	4/18	Coral Gables, Fla.	W	9-0
1990	4/7	Coral Gables, Fla.	W	13-2
1990	4/18	Coral Gables, Fla.	W	6-2
1991	4/6	Coral Gables, Fla.	W	6-3
1991	4/17	Coral Gables, Fla.	W	4-3 (12)
1992	4/17	Coral Gables, Fla.	W	11-1
1992	4/18	Coral Gables, Fla.	W	4-3 (12)
1992	4/28	Coral Gables, Fla.	W	11-1
1993	4/16	Coral Gables, Fla.	W	7-6 (15)

YEAR	DATE	SITE	W/L	SCORE
1993	4/17	Coral Gables, Fla.	W	8-6
1994	4/22	Coral Gables, Fla.	W	8-6
1994	4/23	Coral Gables, Fla.	W	9-4
1996	3/27	Coral Gables, Fla.	W	8-0
1996	4/10	Coral Gables, Fla.	W	15-2
1997	4/9	Coral Gables, Fla.	W	12-2
1998	4/17	Coral Gables, Fla.	W	12-8
1998	4/18	Coral Gables, Fla.	W	22-7
2009	3/17	Coral Gables, Fla.	W	8-0
2010	4/27	Coral Gables, Fla.	W	9-6
2012	3/28	Coral Gables, Fla.	W	11-4
2013	2/26	Coral Gables, Fla.	W	5-4
2016	2/24	Coral Gables, Fla.	W	7-6 (10)

**Coral Gables:** Miami leads, 23-2

## STANFORD

### MIAMI LEADS, 5-3

YEAR	DATE	SITE	W/L	SCORE
1985	6/1#	Omaha, Neb.	W	17-3
1988	4/29	Coral Gables, Fla.	W	9-3
1988	4/30	Coral Gables, Fla.	W	7-3
1998	6/7#	Omaha, Neb.	L	1-2
1990	4/1	Minneapolis, Minn.	W	4-3
1991	5/25+	Fresno, Calif.	L	7-15
2001	6/16#	Omaha, Neb.	W	12-1
2008	6/18#	Omaha, Neb.	L	3-8

**Coral Gables:** Miami leads, 2-0

**Neutral Site:** Tied, 3-3

## STETSON

### MIAMI LEADS, 114-44

YEAR	DATE	SITE	W/L	SCORE
1947	4/24	Miami Beach, Fla.	W	4-1
1947	4/25	Miami Beach, Fla.	L	2-5
1948	4/19	DeLand, Fla.	W	14-3
1948	4/20	DeLand, Fla.	W	3-0
1948	5/11	Coral Gables, Fla.	W	3-2
1949	4/13	DeLand, Fla.	L	4-5
1949	4/14	DeLand, Fla.	L	6-8
1949	4/29	Coral Gables, Fla.	W	3-2
1949	4/30	Coral Gables, Fla.	W	9-3
1950	4/28	Coral Gables, Fla.	W	5-4
1950	4/29	Coral Gables, Fla.	W	10-7
1950	5/3	DeLand, Fla.	L	2-10
1950	5/4	DeLand, Fla.	W	13-7
1951	4/13	Coral Gables, Fla.	L	3-6
1951	4/14	Coral Gables, Fla.	L	3-7
1951	5/2	DeLand, Fla.	L	4-5
1951	5/3	DeLand, Fla.	L	8-13
1952	4/18	Coral Gables, Fla.	W	6-5
1952	4/19	Coral Gables, Fla.	L	4-5
1952	4/23	DeLand, Fla.	L	2-4
1952	4/24	DeLand, Fla.	L	4-6
1953	3/30	Coral Gables, Fla.	W	18-17
1953	3/31	Coral Gables, Fla.	L	0-6
1953	4/22	DeLand, Fla.	L	4-11
1953	4/23	DeLand, Fla.	W	12-0
1954	4/16	Coral Gables, Fla.	W	5-1
1954	4/17	Coral Gables, Fla.	L	3-2
1954	4/30	DeLand, Fla.	L	2-10
1954	5/1	DeLand, Fla.	L	6-8
1955	4/8	Coral Gables, Fla.	W	6-0

# ALL-TIME SERIES RESULTS

YEAR	DATE	SITE	W/L	SCORE	YEAR	DATE	SITE	W/L	SCORE
1955	4/20	DeLand, Fla.	L	8-20	1981	4/9	DeLand, Fla.	L	3-9
1955	4/21	DeLand, Fla.	W	10-6	1982	4/8	Coral Gables, Fla.	W	3-2
1956	4/13	Coral Gables, Fla.	W	8-7 (12)	1982	4/9	Coral Gables, Fla.	W	14-7
1956	4/14	Coral Gables, Fla.	W	4-3	1982	4/10	Coral Gables, Fla.	L	2-4
1956	4/26	DeLand, Fla.	W	3-2	1982	5/29+	Coral Gables, Fla.	W	18-2
1956	4/26	DeLand, Fla.	W	2-0	1982	5/30+	Coral Gables, Fla.	W	15-3
1957	3/13	DeLand, Fla.	L	0-6	1983	4/5	DeLand, Fla.	L	4-5
1957	3/14	DeLand, Fla.	W	5-4	1983	4/5	DeLand, Fla.	W	15-8
1957	5/10	Coral Gables, Fla.	L	6-11	1983	4/6	DeLand, Fla.	W	14-6
1957	5/11	Coral Gables, Fla.	W	9-7	1983	4/22	Coral Gables, Fla.	W	4-1
1958	3/12	DeLand, Fla.	L	5-7	1983	4/23	Coral Gables, Fla.	W	12-9
1958	5/9	Coral Gables, Fla.	W	3-0	1984	4/26	Coral Gables, Fla.	W	7-3
1958	5/10	Coral Gables, Fla.	L	1-9	1984	4/27	Coral Gables, Fla.	W	11-1
1959	5/8	Coral Gables, Fla.	W	10-3	1984	4/28	Coral Gables, Fla.	W	5-4
1959	5/9	Coral Gables, Fla.	W	1-0 (10)	1984	5/26+	Tallahassee, Fla.	W	13-8
1960	4/11	DeLand, Fla.	W	5-0	1985	4/29	DeLand, Fla.	W	12-10
1960	4/12	DeLand, Fla.	L	3-6	1985	4/30	DeLand, Fla.	L	2-3
1960	5/6	Coral Gables, Fla.	W	6-0	1985	4/30	DeLand, Fla.	W	4-3
1960	5/7	Coral Gables, Fla.	W	8-1	1986	4/24	Coral Gables, Fla.	W	17-6
1961	4/14	DeLand, Fla.	L	1-6	1986	4/25	Coral Gables, Fla.	W	12-4
1961	4/15	DeLand, Fla.	L	5-6	1986	4/26	Coral Gables, Fla.	W	9-1
1961	5/5	Coral Gables, Fla.	W	3-2	1987	3/31	DeLand, Fla.	W	8-2
1961	5/6	Coral Gables, Fla.	W	4-1	1987	4/1	DeLand, Fla.	W	6-4
1962	4/13	DeLand, Fla.	W	14-7	1988	5/20	Coral Gables, Fla.	W	6-4
1962	4/13	DeLand, Fla.	W	12-8	1989	3/28	Coral Gables, Fla.	W	5-3
1962	4/14	DeLand, Fla.	W	7-2	1989	3/29	Coral Gables, Fla.	L	8-9 (10)
1963	4/19	Coral Gables, Fla.	W	11-2	1990	3/5	DeLand, Fla.	W	4-1
1963	4/20	Coral Gables, Fla.	W	1-0	1990	3/6	DeLand, Fla.	W	5-4 (11)
1963	4/20	Coral Gables, Fla.	W	7-0	1990	5/25+	Coral Gables, Fla.	W	4-3
1964	4/24	DeLand, Fla.	W	12-4	1991	2/15	Coral Gables, Fla.	W	8-1
1964	4/25	DeLand, Fla.	W	4-1	1991	2/16	Coral Gables, Fla.	W	2-0
1964	4/25	DeLand, Fla.	W	13-4	1992	2/28	Coral Gables, Fla.	L	5-8
1965	5/7	Coral Gables, Fla.	W	15-1	1992	2/29	Coral Gables, Fla.	W	7-2
1965	5/8	Coral Gables, Fla.	W	3-2	1992	3/1	Coral Gables, Fla.	W	7-5
1965	5/8	Coral Gables, Fla.	L	6-8	1993	3/1	DeLand, Fla.	W	6-4
1967	5/8	DeLand, Fla.	W	9-0	1993	3/2	DeLand, Fla.	W	19-3
1967	5/9	DeLand, Fla.	W	10-5	1994	2/11	Coral Gables, Fla.	W	6-4
1968	5/10	Coral Gables, Fla.	W	2-1	1994	2/12	Coral Gables, Fla.	L	4-7
1969	4/28	DeLand, Fla.	W	14-9	1994	2/13	Coral Gables, Fla.	L	3-5
1969	4/29	DeLand, Fla.	L	5-6 (10)	1995	4/21	Coral Gables, Fla.	L	3-10
1970	4/17	Coral Gables, Fla.	W	3-2	1995	4/22	Coral Gables, Fla.	W	14-7
1970	4/18	Coral Gables, Fla.	W	3-2	1995	4/23	DeLand, Fla.	L	2-3
1971	5/10	DeLand, Fla.	L	0-2	1996	4/26	Coral Gables, Fla.	W	20-7
1971	5/11	DeLand, Fla.	W	4-3	1996	4/27	Coral Gables, Fla.	W	7-6
1972	5/5	Coral Gables, Fla.	W	2-1	1996	4/28	Coral Gables, Fla.	W	9-4
1972	5/6	Coral Gables, Fla.	W	7-0	1997	2/7	Coral Gables, Fla.	L	6-10
1973	3/9	DeLand, Fla.	W	7-0	1997	2/8	Coral Gables, Fla.	W	7-0
1973	3/10	DeLand, Fla.	W	4-0	1997	2/9	Coral Gables, Fla.	W	11-4
1973	3/10	DeLand, Fla.	L	2-4	1997	2/17	DeLand, Fla.	L	10-11
1974	5/10	Coral Gables, Fla.	L	7-9	1999	1/29	Coral Gables, Fla.	W	12-1
1974	5/11	Coral Gables, Fla.	W	4-3	1999	1/30	Coral Gables, Fla.	W	4-3 (10)
1975	3/4	DeLand, Fla.	W	12-5	2001	5/27+	Coral Gables, Fla.	W	16-8
1975	3/5	DeLand, Fla.	W	5-2	2007	4/25	Coral Gables, Fla.	W	7-3
1976	4/30	Coral Gables, Fla.	W	14-1	2012	4/18	Coral Gables, Fla.	W	3-2
1976	5/1	Coral Gables, Fla.	W	6-5 (12)	2013	4/10	Coral Gables, Fla.	W	8-2
1977	2/18	DeLand, Fla.	L	6-7	2014	3/12	DeLand, Fla.	L	3-7
1977	2/19	DeLand, Fla.	W	6-0	2015	3/11	Coral Gables, Fla.	W	7-0
1978	4/28	Coral Gables, Fla.	W	10-2	2016	3/9	Coral Gables, Fla.	W	4-2
1978	4/29	Coral Gables, Fla.	W	5-4 (10)	2016	6/3+	Coral Gables, Fla.	W	4-2
1979	4/20	DeLand, Fla.	W	12-3	2022	4/26	Coral Gables, Fla.	L	4-12
1979	4/20	DeLand, Fla.	W	4-0					
1979	4/21	DeLand, Fla.	W	14-10					
1980	4/25	Coral Gables, Fla.	W	17-6					
1980	4/26	Coral Gables, Fla.	W	11-4					
1980	4/27	Coral Gables, Fla.	W	3-2 (10)					
1981	4/8	DeLand, Fla.	W	6-5					
1981	4/8	DeLand, Fla.	W	5-3					

**Coral Gables:** Miami leads, 73-17

**DeLand:** Miami leads, 39-26

**Neutral Site:** Miami leads, 2-1

# ALL-TIME SERIES RESULTS

## STONY BROOK

TIED, 1-1

YEAR	DATE	SITE	W/L	SCORE
2003	3/19	Coral Gables, Fla.	W	9-8
2012	6/1+	Coral Gables, Fla.	L	2-10

Coral Gables: Tied, 1-1

## TAMPA

MIAMI LEADS, 67-9

YEAR	DATE	SITE	W/L	SCORE
1940	-	-	L	5-7
1947	4/18	Coral Gables, Fla.	W	3-1
1947	5/16	Coral Gables, Fla.	W	9-2
1948	4/22	Tampa, Fla.	L	0-1(10)
1948	5/21	Coral Gables, Fla.	W	7-0
1948	5/22	Coral Gables, Fla.	W	10-7
1949	4/22	Coral Gables, Fla.	W	3-2
1949	4/23	Coral Gables, Fla.	W	14-3
1952	5/16	Coral Gables, Fla.	W	9-4
1952	5/17	Coral Gables, Fla.	W	13-6
1957	5/3	Coral Gables, Fla.	W	7-6
1958	4/16	Tampa, Fla.	L	3-4
1958	4/17	Tampa, Fla.	L	1-3
1958	4/25	Coral Gables, Fla.	W	5-2
1958	4/26	Coral Gables, Fla.	W	4-1
1959	4/20	Tampa, Fla.	L	3-5
1959	4/21	Tampa, Fla.	L	1-5
1960	4/22	Coral Gables, Fla.	W	5-2
1960	5/12	Tampa, Fla.	W	3-1
1961	4/10	Tampa, Fla.	W	5-2(12)
1961	4/10	Tampa, Fla.	W	4-2
1962	5/1	Tampa, Fla.	W	8-7(12)
1962	5/2	Tampa, Fla.	W	7-6
1962	5/2	Tampa, Fla.	W	5-0
1963	4/5	Coral Gables, Fla.	W	4-3
1963	4/6	Coral Gables, Fla.	W	7-5
1963	4/6	Coral Gables, Fla.	L	2-3
1964	4/10	Tampa, Fla.	W	10-0
1964	4/11	Tampa, Fla.	W	9-6
1964	4/11	Tampa, Fla.	W	5-4
1965	4/26	Coral Gables, Fla.	W	3-2
1965	4/26	Coral Gables, Fla.	W	4-2
1965	4/27	Coral Gables, Fla.	W	5-1
1966	5/2	Coral Gables, Fla.	W	1-0
1966	5/3	Coral Gables, Fla.	W	5-2
1967	5/1	Coral Gables, Fla.	W	5-0
1967	5/2	Coral Gables, Fla.	W	10-0
1968	5/6	Coral Gables, Fla.	W	8-3
1968	5/7	Coral Gables, Fla.	W	1-0
1969	5/9	Coral Gables, Fla.	W	13-0
1969	5/10	Coral Gables, Fla.	W	1-0(11)
1970	3/13	Coral Gables, Fla.	W	1-0
1970	3/14	Coral Gables, Fla.	W	2-1
1971	4/30	Coral Gables, Fla.	W	13-0(7)
1971	5/1	Coral Gables, Fla.	W	11-8
1972	4/21	Coral Gables, Fla.	W	3-2
1972	4/22	Coral Gables, Fla.	W	3-2
1973	4/27	Coral Gables, Fla.	W	3-2
1973	4/28	Coral Gables, Fla.	W	20-1
1974	4/26	Coral Gables, Fla.	W	7-2
1974	4/27	Coral Gables, Fla.	W	11-1
1975	4/13	Coral Gables, Fla.	W	12-1
1975	4/15	Coral Gables, Fla.	W	6-5
1976	2/27	Coral Gables, Fla.	W	4-1

YEAR	DATE	SITE	W/L	SCORE
1976	2/28	Coral Gables, Fla.	W	4-0
1976	3/4	Tampa, Fla.	W	3-1
1977	4/7	Coral Gables, Fla.	W	10-1
1978	4/8	Coral Gables, Fla.	W	5-4
1978	4/8	Coral Gables, Fla.	W	9-2
1985	2/27	Coral Gables, Fla.	W	17-4
1986	5/6	Coral Gables, Fla.	W	8-7(10)
1987	2/17	Coral Gables, Fla.	L	1-5
1988	4/26	Coral Gables, Fla.	W	8-5
1989	5/9	Coral Gables, Fla.	L	12-13
1990	4/25	Coral Gables, Fla.	W	2-1(10)
1991	2/12	Coral Gables, Fla.	W	6-1
1992	5/12	Coral Gables, Fla.	W	5-1
1992	5/13	Coral Gables, Fla.	W	12-11
1993	4/30	Coral Gables, Fla.	W	6-2
1993	5/1	Coral Gables, Fla.	W	11-3
1994	5/7	Coral Gables, Fla.	W	10-4
1994	5/8	Coral Gables, Fla.	W	3-0
1995	3/31	Coral Gables, Fla.	W	19-7
1995	4/1	Coral Gables, Fla.	W	7-5
1996	4/20	Coral Gables, Fla.	W	5-3
1996	4/21	Coral Gables, Fla.	W	2-1

Coral Gables: Miami leads, 57-3

Tampa: Miami leads, 10-5

## TENNESSEE

MIAMI LEADS, 13-6

YEAR	DATE	SITE	W/L	SCORE
1989	2/17	Coral Gables, Fla.	W	4-1
1989	2/18	Coral Gables, Fla.	L	5-6(11)
1994	2/4	Coral Gables, Fla.	W	6-0
1994	2/5	Coral Gables, Fla.	W	3-1
1994	2/6	Coral Gables, Fla.	W	1-0
1996	4/16	Knoxville, Tenn.	L	1-12
1996	4/17	Knoxville, Tenn.	L	2-4
1996	4/18	Knoxville, Tenn.	L	1-15
2001	6/9#	Omaha, Neb.	W	21-13
2001	6/14#	Omaha, Neb.	W	12-6
2002	2/1	Coral Gables, Fla.	W	5-4
2002	2/2	Coral Gables, Fla.	L	4-7
2002	2/3	Coral Gables, Fla.	W	9-4
2003	3/7	Knoxville, Tenn.	W	5-2
2003	3/8	Knoxville, Tenn.	W	8-4
2003	3/9	Knoxville, Tenn.	W	10-4
2004	2/20	Coral Gables, Fla.	W	8-7
2004	2/21	Coral Gables, Fla.	L	11-14
2004	2/22	Coral Gables, Fla.	W	14-3

Coral Gables: Miami leads, 8-3

Knoxville: Tied, 3-3

Neutral Site: Miami leads, 2-0

## TEXAS

TEXAS LEADS, 21-19

YEAR	DATE	SITE	W/L	SCORE
1976	5/30+	Arlington, Texas	L	0-5
1981	6/4#	Omaha, Neb.	L	4-5
1982	6/10#	Omaha, Neb.	W	2-1
1985	6/5#	Omaha, Neb.	L	4-8
1985	6/9#	Omaha, Neb.	W	2-1
1985	6/11#	Omaha, Neb.	W	10-6
1986	2/8	Coral Gables, Fla.	W	5-3
YEAR	DATE	SITE	W/L	SCORE



# ALL-TIME SERIES RESULTS

1986	2/9	Coral Gables, Fla.	W	10-7
1987	2/8	Austin, Texas	L	6-16
1987	2/9	Austin, Texas	L	7-8
1988	2/27	Coral Gables, Fla.	L	5-8
1988	2/28	Coral Gables, Fla.	W	3-2
1989	2/25	Austin, Texas	W	6-5
1989	2/26	Austin, Texas	L	2-5
1989	2/27	Austin, Texas	L	5-6
1989	6/5#	Omaha, Neb.	L	2-12
1990	2/16	Coral Gables, Fla.	W	6-5
1990	2/17	Coral Gables, Fla.	W	7-1
1990	2/18	Coral Gables, Fla.	W	7-6
1991	2/8	Austin, Texas	L	2-6
1991	2/9	Austin, Texas	L	5-7
1991	2/10	Austin, Texas	W	6-5
1992	5/1	Coral Gables, Fla.	W	6-1
1992	5/2	Coral Gables, Fla.	W	3-2
1992	5/3	Coral Gables, Fla.	L	3-10
1993	2/5	Austin, Texas	L	6-17
1993	2/6	Austin, Texas	L	6-7
1993	2/7	Austin, Texas	L	11-12 (10)
1996	5/25+	Austin, Texas	W	9-7
1997	3/1	Austin, Texas	L	3-4
1997	3/2	Austin, Texas	L	3-22
1997	3/3	Austin, Texas	L	12-13
1998	2/27	Coral Gables, Fla.	W	5-4
1998	2/28	Coral Gables, Fla.	W	9-5
1998	3/1	Coral Gables, Fla.	L	7-8
1999	2/26	Coral Gables, Fla.	W	7-1
1999	2/27	Coral Gables, Fla.	W	6-4
1999	2/28	Coral Gables, Fla.	W	14-11
2003	6/14#	Omaha, Neb.	L	2-13
2003	6/17#	Omaha, Neb.	L	1-5

**Coral Gables:** Miami leads, 13-3

**Austin:** Texas leads, 12-3

**Neutral Site:** Texas leads, 6-3

## TEXAS A&M

### MIAMI LEADS, 8-3

YEAR	DATE	SITE	W/L	SCORE
1979	3/14	Coral Gables, Fla.	W	3-1
1979	3/17	Coral Gables, Fla.	L	3-4 (12)
1980	4/11	College Station, Texas	W	8-1
1980	4/12	College Station, Texas	W	4-1 (7)
1983	3/11	Coral Gables, Fla.	W	5-1
1983	3/14	Coral Gables, Fla.	W	16-4
1995	5/29+	Coral Gables, Fla.	L	0-4
1995	5/29+	Coral Gables, Fla.	W	5-2
2010	6/5+	Coral Gables, Fla.	W	14-1
2010	6/6+	Coral Gables, Fla.	L	7-11
2010	6/7+	Coral Gables, Fla.	W	10-3

**Coral Gables:** Miami leads, 6-3

**College Station:** Miami leads, 2-0

## TEXAS TECH

### TIED, 2-2

YEAR	DATE	SITE	W/L	SCORE
1998	5/23+	Coral Gables, Fla.	W	13-0
2014	5/31+	Coral Gables, Fla.	L	0-3
2014	6/1+	Coral Gables, Fla.	W	2-1 (10)
2014	6/2+	Coral Gables, Fla.	L	0-4

**Coral Gables:** Tied, 2-2

## THE CITADEL

### TIED, 3-3

YEAR	DATE	SITE	W/L	SCORE
1979	5/18+	Coral Gables, Fla.	W	3-1 (16)
1990	5/28+	Coral Gables, Fla.	L	2-6
1990	5/29+	Coral Gables, Fla.	L	1-4
2003	2/28	Coral Gables, Fla.	L	7-8
2003	3/1	Coral Gables, Fla.	W	6-1
2003	3/2	Coral Gables, Fla.	W	14-6

**Coral Gables:** Tied, 3-3

## TOLEDO

### MIAMI LEADS, 1-0

YEAR	DATE	SITE	W/L	SCORE
1997	3/22	Coral Gables, Fla.	W	22-3

**Coral Gables:** Miami leads, 1-0

## TOWSON

### MIAMI LEADS, 8-0

YEAR	DATE	SITE	W/L	SCORE
1988	5/25+	Coral Gables, Fla.	W	4-0
2020	2/28	Coral Gables, Fla.	W	2-1
2020	2/29	Coral Gables, Fla.	W	8-2
2020	3/1	Coral Gables, Fla.	W	9-3
2022	2/18	Coral, Gables, Fla.	W	10-8
2022	2/19	Coral, Gables, Fla.	W	11-2
2022	2/19	Coral, Gables, Fla.	W	13-2
2022	2/20	Coral, Gables, Fla.	W	11-1

**Coral Gables:** Miami leads, 8-0

## TROY

### MIAMI LEADS, 1-0

YEAR	DATE	SITE	W/L	SCORE
1978	4/15	Atlanta, Ga.	W	12-4

**Neutral Site:** Miami leads, 1-0

## TULANE

### MIAMI LEADS, 9-8

YEAR	DATE	SITE	W/L	SCORE
1970	4/19	Coral Gables, Fla.	L	7-9 (7)
1970	4/19	Coral Gables, Fla.	W	1-0 (7)
1970	4/20	Coral Gables, Fla.	W	6-2
1971	4/17	Coral Gables, Fla.	W	4-0
1971	4/17	Coral Gables, Fla.	L	3-4
1971	4/18	Coral Gables, Fla.	W	7-5
1972	4/8	New Orleans, La.	L	6-7

## ALL-TIME SERIES RESULTS

YEAR	DATE	SITE	W/L	SCORE
1972	4/9	New Orleans, La.	L	1-3
1995	4/18	Coral Gables, Fla.	W	3-2
1995	4/19	Coral Gables, Fla.	W	9-8
1995	4/20	Coral Gables, Fla.	W	2-1
1977	3/11	New Orleans, La.	W	11-6
1984	3/24	Coral Gables, Fla.	L	4-9
1987	2/22	New Orleans, La.	L	3-4 (11)
1988	4/15	Coral Gables, Fla.	W	8-2
1988	4/16	Coral Gables, Fla.	L	1-4
1991	3/3	New Orleans, La.	L	2-5

**Coral Gables:** Miami leads, 8-4

**New Orleans:** Tulane leads, 4-1

### UCF

#### MIAMI LEADS, 23-9

YEAR	DATE	SITE	W/L	SCORE
1985	5/11	Coral Gables, Fla.	L	6-7
1985	5/12	Coral Gables, Fla.	W	18-5
1985	5/12	Coral Gables, Fla.	W	28-5
1989	2/5	Coral Gables, Fla.	W	4-1
1989	2/6	Coral Gables, Fla.	W	5-1
1989	2/7	Coral Gables, Fla.	W	15-0
1989	5/27+	Gainesville, Fla.	W	10-1
1990	2/11	Orlando, Fla.	W	4-2
1990	5/18	Coral Gables, Fla.	W	4-3
1990	5/19	Coral Gables, Fla.	W	9-0
1993	3/31	Coral Gables, Fla.	W	11-2
1995	2/11	Kissimmee, Fla.	W	6-0
1995	2/12	Kissimmee, Fla.	W	5-4
1995	4/26	Coral Gables, Fla.	W	20-4
1995	4/27	Coral Gables, Fla.	L	5-11
2010	3/9	Orlando, Fla.	W	19-2
2010	3/23	Coral Gables, Fla.	L	3-6
2011	3/22	Coral Gables, Fla.	W	4-1
2012	3/14	Orlando, Fla.	W	3-2
2012	4/4	Coral Gables, Fla.	L	1-4
2013	3/6	Coral Gables, Fla.	W	5-0
2014	3/18	Coral Gables, Fla.	L	2-9
2014	4/9	Orlando, Fla.	W	6-5
2015	4/15	Coral Gables, Fla.	W	4-2
2016	3/16	Orlando, Fla.	W	5-2
2016	4/13	Coral Gables, Fla.	W	8-4
2017	5/10	Coral Gables, Fla.	L	2-5
2018	3/14	Orlando, Fla.	W	4-3
2018	4/11	Coral Gables, Fla.	L	0-4
2019	5/8	Coral Gables, Fla.	L	7-8
2020	3/11	Orlando, Fla.	W	3-2
2022	3/16	Orlando, Fla.	L	5-10

**Coral Gables:** Miami leads, 13-8

**Orlando/Kissimmee:** Miami leads, 9-1

**Neutral Site:** Miami leads, 1-0

### UCLA

#### MIAMI LEADS, 13-1

YEAR	DATE	SITE	W/L	SCORE
1984	2/10	Coral Gables, Fla.	W	6-5
1984	2/11	Coral Gables, Fla.	W	7-6
1984	2/12	Coral Gables, Fla.	W	7-6
1996	5/26+	Austin, Texas	W	8-4
1997	5/31#	Omaha, Neb.	W	7-3
2002	3/23	Coral Gables, Fla.	W	8-7
2002	3/24	Coral Gables, Fla.	W	8-2

YEAR	DATE	SITE	W/L	SCORE
2002	3/25	Coral Gables, Fla.	W	5-1
2006	2/10	Los Angeles, Calif.	W	3-1
2006	2/11	Los Angeles, Calif.	L	4-7
2006	2/12	Los Angeles, Calif.	W	5-2
2007	2/9	Coral Gables, Fla.	W	1-0
2007	2/10	Coral Gables, Fla.	W	9-8
2007	2/11	Coral Gables, Fla.	W	7-3

**Coral Gables:** Miami leads, 9-0

**Los Angeles:** Miami leads, 2-1

**Neutral Site:** Miami leads, 2-0

### UCSB

#### UCSB LEADS, 1-0

YEAR	DATE	SITE	W/L	SCORE
2016	6/20#	Omaha, Neb.	L	3-5

**Neutral Site:** UCSB leads, 1-0

### USF

#### MIAMI LEADS, 84-30

YEAR	DATE	SITE	W/L	SCORE
1967	4/25	Coral Gables, Fla.	W	11-0
1967	4/26	Coral Gables, Fla.	L	8-9
1968	4/27	Coral Gables, Fla.	W	7-3
1968	4/27	Coral Gables, Fla.	L	1-12
1969	4/18	Tampa, Fla.	W	9-5 (10)
1969	4/19	Tampa, Fla.	W	15-7
1970	4/6	Coral Gables, Fla.	W	2-0
1970	4/7	Coral Gables, Fla.	W	11-2
1971	4/23	Tampa, Fla.	W	6-3
1971	4/24	Tampa, Fla.	W	4-1
1972	4/14	Coral Gables, Fla.	W	22-4
1972	4/15	Coral Gables, Fla.	L	1-5
1974	5/3	Tampa, Fla.	W	20-2
1974	5/4	Tampa, Fla.	W	9-7
1975	4/11	Coral Gables, Fla.	W	6-2
1975	4/12	Coral Gables, Fla.	W	6-2
1976	3/5	Tampa, Fla.	W	1-0
1976	3/6	Tampa, Fla.	L	0-3
1977	4/15	Coral Gables, Fla.	W	17-10
1977	4/16	Coral Gables, Fla.	W	15-4
1978	4/9	Coral Gables, Fla.	L	1-2
1978	4/21	Tampa, Fla.	L	2-3
1978	4/22	Tampa, Fla.	W	3-1
1979	4/6	Tampa, Fla.	L	3-9
1979	4/27	Tampa, Fla.	W	3-2
1979	4/27	Coral Gables, Fla.	W	10-3
1979	4/28	Coral Gables, Fla.	W	14-7
1980	3/7	Tampa, Fla.	W	4-3
1980	3/8	Tampa, Fla.	W	8-0
1980	4/18	Coral Gables, Fla.	W	6-4
1981	2/28	Coral Gables, Fla.	W	13-2
1981	3/1	Coral Gables, Fla.	W	9-2
1981	3/1	Coral Gables, Fla.	W	17-3
1981	4/11	Tampa, Fla.	L	3-4
1981	4/11	Tampa, Fla.	W	6-5
1981	4/12	Tampa, Fla.	W	7-2
1982	3/6	Tampa, Fla.	W	14-6
1982	4/2	Coral Gables, Fla.	W	5-4
1982	4/3	Coral Gables, Fla.	W	15-5
1982	5/29+	Coral Gables, Fla.	W	9-4
1983	3/4	Tampa, Fla.	W	6-1
1983	3/5	Tampa, Fla.	W	2-1

# ALL-TIME SERIES RESULTS

YEAR	DATE	SITE	W/L	SCORE
1983	3/6	Tampa, Fla.	W	11-5
1983	3/25	Coral Gables, Fla.	W	10-7
1983	3/26	Coral Gables, Fla.	W	8-2
1983	3/27	Coral Gables, Fla.	W	6-5
1984	2/5	Coral Gables, Fla.	L	4-6
1984	3/6	Tampa, Fla.	L	7-8
1984	3/6	Tampa, Fla.	L	1-2
1984	3/7	Tampa, Fla.	L	11-18
1984	3/30	Coral Gables, Fla.	W	11-2
1984	3/31	Coral Gables, Fla.	W	20-3
1984	4/1	Coral Gables, Fla.	L	13-16
1985	2/5	Tampa, Fla.	L	3-4
1985	5/17	Coral Gables, Fla.	W	9-0
1985	5/18	Coral Gables, Fla.	L	1-2
1985	5/19	Coral Gables, Fla.	W	8-3
1986	2/11	Tampa, Fla.	L	2-7
1986	2/12	Tampa, Fla.	W	6-5
1986	2/21	Coral Gables, Fla.	L	4-12
1986	2/22	Coral Gables, Fla.	W	24-2
1987	2/13	Coral Gables, Fla.	L	2-4
1987	2/14	Coral Gables, Fla.	W	10-8
1987	3/3	Tampa, Fla.	W	4-2
1987	3/4	Tampa, Fla.	L	3-7
1988	2/12	Coral Gables, Fla.	W	1-0
1988	2/13	Coral Gables, Fla.	W	4-3
1988	4/18	Tampa, Fla.	W	11-4
1988	4/19	Tampa, Fla.	L	8-11
1989	2/10	Coral Gables, Fla.	W	1-0 (12)
1989	2/11	Coral Gables, Fla.	W	9-5
1990	2/9	Tampa, Fla.	W	7-4
1990	2/10	Tampa, Fla.	L	3-4
1990	5/27+	Coral Gables, Fla.	W	5-2
1991	2/19	Coral Gables, Fla.	W	6-1
1991	2/20	Coral Gables, Fla.	W	4-3
1992	3/31	Tampa, Fla.	W	15-3
1992	4/1	Tampa, Fla.	W	8-7
1993	5/11	Coral Gables, Fla.	L	3-5
1993	5/12	Coral Gables, Fla.	W	11-6
1995	2/25	Tampa, Fla.	W	4-3
1995	2/26	Tampa, Fla.	W	4-3
1995	5/27+	Coral Gables, Fla.	W	11-10
1996	5/3	Coral Gables, Fla.	W	3-2
1996	5/4	Coral Gables, Fla.	W	9-5
1996	5/5	Coral Gables, Fla.	L	4-10
1997	3/24	Tampa, Fla.	W	13-2
1997	3/25	Tampa, Fla.	L	2-11
1998	1/30	Coral Gables, Fla.	W	8-5
1998	1/31	Coral Gables, Fla.	W	10-3
1998	2/1	Coral Gables, Fla.	L	2-15
1999	3/16	Tampa, Fla.	W	8-5
1999	3/17	Tampa, Fla.	W	9-4
2000	2/18	Coral Gables, Fla.	W	8-3
2000	2/29	Coral Gables, Fla.	W	6-0
2000	2/20	Coral Gables, Fla.	W	3-2
2001	3/13	Tampa, Fla.	W	8-2
2001	3/14	Tampa, Fla.	W	13-9
2002	3/8	Coral Gables, Fla.	L	6-7
2002	3/9	Coral Gables, Fla.	L	7-13
2002	3/10	Coral Gables, Fla.	W	8-5
2003	3/11	Coral Gables, Fla.	W	3-2
2003	3/12	Coral Gables, Fla.	W	6-4
2004	3/16	Tampa, Fla.	L	2-7
2004	3/17	Tampa, Fla.	W	17-3
2005	2/11	Coral Gables, Fla.	W	11-9
2005	2/12	Coral Gables, Fla.	W	7-5
2005	2/13	Coral Gables, Fla.	W	9-4
2010	3/2	Tampa, Fla.	W	15-2

YEAR	DATE	SITE	W/L	SCORE
2010	4/28	Coral Gables, Fla.	W	14-7
2011	3/1	Tampa, Fla.	L	2-4
2011	4/27	Coral Gables, Fla.	W	14-5
2020	2/26	Coral Gables, Fla.	W	7-5
2021	6/5+	Gainesville, Fla.	L	2-10

**Coral Gables:** Miami leads, 51-14

**Tampa:** Miami leads, 32-15

**Neutral Site:** USF leads, 1-0

## UNION

### MIAMI LEADS, 3-0

YEAR	DATE	SITE	W/L	SCORE
1971	3/8	Coral Gables, Fla.	W	8-0
1971	3/8	Coral Gables, Fla.	W	5-0
1971	3/9	Coral Gables, Fla.	W	4-1

**Coral Gables:** Miami leads, 3-0

## VANDERBILT

### MIAMI LEADS, 2-0

YEAR	DATE	SITE	W/L	SCORE
1973	5/28+	Starkville, Miss.	W	6-5
1974	5/24+	Starkville, Miss.	W	7-1

**Neutral Site:** Miami leads, 2-0

## VERMONT

### MIAMI LEADS, 1-0

YEAR	DATE	SITE	W/L	SCORE
1998	3/17	Coral Gables, Fla.	W	15-1

**Coral Gables:** Miami leads, 1-0

## VILLANOVA

### MIAMI LEADS, 6-0

YEAR	DATE	SITE	W/L	SCORE
1989	5/25+	Gainesville, Fla.	W	3-1
1989	5/28+	Gainesville, Fla.	W	4-1
1992	3/3	Coral Gables, Fla.	W	12-2
2000	2/25	Coral Gables, Fla.	W	13-8
2014	3/4	Coral Gables, Fla.	W	17-0
2014	3/5	Coral Gables, Fla.	W	7-2

**Coral Gables:** Miami leads, 4-0

**Neutral Site:** Miami leads, 2-0

## VIRGINIA

### MIAMI LEADS, 37-29

YEAR	DATE	SITE	W/L	SCORE
1985	5/26+	Coral Gables, Fla.	W	11-6
2001	4/27	Coral Gables, Fla.	L	0-5
2001	4/28	Coral Gables, Fla.	W	5-1
2001	4/29	Coral Gables, Fla.	W	12-6
2003	4/11	Charlottesville, Va.	W	6-1
2003	4/12	Charlottesville, Va.	W	10-4
2003	4/13	Charlottesville, Va.	L	2-17
2004	4/23	Coral Gables, Fla.	W	8-0
2004	4/24	Coral Gables, Fla.	W	22-3

# ALL-TIME SERIES RESULTS

YEAR	DATE	SITE	W/L	SCORE
2004	4/25	Coral Gables, Fla.	L	3-4
2005	5/13	Charlottesville, Va.	W	7-6
2005	5/14	Charlottesville, Va.	W	1-0
2005	5/15	Charlottesville, Va.	L	3-4
2006	4/21	Coral Gables, Fla.	L	2-8
2006	4/22	Coral Gables, Fla.	L	7-15
2006	4/23	Coral Gables, Fla.	W	9-8 (10)
2007	3/23	Charlottesville, Va.	L	1-4
2007	3/24	Charlottesville, Va.	L	0-3
2007	3/25	Charlottesville, Va.	W	4-2
2008	4/25	Coral Gables, Fla.	W	1-0
2008	4/26	Coral Gables, Fla.	W	4-3 (10)
2008	4/27	Coral Gables, Fla.	W	10-0
2008	5/25%	Jacksonville, Fla.	W	8-4
2009	3/20	Charlottesville, Va.	L	4-9
2009	3/21	Charlottesville, Va.	W	4-3
2009	3/22	Charlottesville, Va.	W	7-5 (8)
2010	5/20	Coral Gables, Fla.	W	5-4 (11)
2010	5/21	Coral Gables, Fla.	L	1-3
2010	5/22	Coral Gables, Fla.	L	4-7
2010	5/29%	Greensboro, N.C.	L	8-12
2011	5/13	Charlottesville, Va.	W	6-2
2011	5/14	Charlottesville, Va.	L	2-3
2011	5/15	Charlottesville, Va.	L	4-5
2011	5/27%	Durham, N.C.	L	4-6
2012	4/28	Coral Gables, Fla.	L	3-7
2012	4/29	Coral Gables, Fla.	L	4-7
2012	4/30	Coral Gables, Fla.	L	4-7
2013	3/29	Charlottesville, Va.	L	4-15
2013	3/30	Charlottesville, Va.	L	1-8
2013	3/31	Charlottesville, Va.	W	4-3
2014	3/22	Coral Gables, Fla.	W	7-1
2014	3/23	Coral Gables, Fla.	L	3-8 (11)
2014	3/24	Coral Gables, Fla.	L	3-5
2015	4/17	Charlottesville, Va.	L	4-5
2015	4/18	Charlottesville, Va.	L	2-5
2015	4/19	Charlottesville, Va.	W	8-6
2015	5/20%	Durham, N.C.	W	9-5
2016	4/22	Coral Gables, Fla.	L	5-6
2016	4/23	Coral Gables, Fla.	W	9-2
2016	4/24	Coral Gables, Fla.	L	3-7
2017	5/13	Charlottesville, Va.	W	5-1
2017	5/13	Charlottesville, Va.	L	6-13
2017	5/14	Charlottesville, Va.	L	4-7
2018	3/23	Coral Gables, Fla.	W	3-2 (11)
2018	3/24	Coral Gables, Fla.	W	1-0
2018	3/25	Coral Gables, Fla.	W	8-1
2019	4/13	Charlottesville, Va.	W	9-6
2019	4/13	Charlottesville, Va.	W	2-1
2019	4/14	Charlottesville, Va.	W	3-1
2019	5/23%	Durham, N.C.	W	10-3
2021	3/26	Charlottesville, Va.	W	8-6
2021	3/27	Charlottesville, Va.	L	0-4
2021	3/28	Charlottesville, Va.	W	4-2
2022	4/8	Coral Gables, Fla.	W	6-2
2022	4/9	Coral Gables, Fla.	W	5-4
2022	4/10	Coral Gables, Fla.	W	15-5

**Coral Gables:** Miami leads, 18-13

**Charlottesville:** Miami leads, 16-14

**Neutral Site:** Miami leads, 3-2

## VCU

### MIAMI LEADS, 3-0

YEAR	DATE	SITE	W/L	SCORE
2005	6/3+	Coral Gables, Fla.	W	6-2
2015	6/5\$	Coral Gables, Fla.	W	3-2
2015	6/6\$	Coral Gables, Fla.	W	10-3

**Coral Gables:** Miami leads, 3-0

## VIRGINIA TECH

### MIAMI LEADS, 35-10

YEAR	DATE	SITE	W/L	SCORE
2005	4/8	Blacksburg, Va.	W	7-3
2005	4/9	Salem, Va.	W	20-5
2005	4/10	Salem, Va.	W	9-5
2006	3/10	Coral Gables, Fla.	W	14-3
2006	3/11	Coral Gables, Fla.	W	12-3
2006	3/12	Coral Gables, Fla.	W	10-4
2007	4/20	Blacksburg, Va.	W	11-9
2007	4/21	Blacksburg, Va.	W	4-3
2007	4/22	Blacksburg, Va.	W	9-5
2008	5/9	Blacksburg, Va.	W	12-4
2008	5/10	Blacksburg, Va.	L	6-7
2008	5/10	Blacksburg, Va.	W	9-2
2009	4/24	Coral Gables, Fla.	W	4-1
2009	4/25	Coral Gables, Fla.	L	4-7
2009	4/26	Coral Gables, Fla.	W	11-3
2010	4/9	Blacksburg, Va.	L	7-9
2010	4/10	Blacksburg, Va.	W	9-2
2010	4/11	Blacksburg, Va.	L	2-4
2011	3/11	Coral Gables, Fla.	W	3-1
2011	3/12	Coral Gables, Fla.	W	2-1
2011	3/13	Coral Gables, Fla.	W	11-1
2012	4/13	Blacksburg, Va.	W	6-4
2012	4/14	Blacksburg, Va.	L	4-5
2012	4/15	Blacksburg, Va.	L	2-3
2013	3/22	Coral Gables, Fla.	W	11-9
2013	3/23	Coral Gables, Fla.	W	2-0
2013	3/24	Coral Gables, Fla.	L	5-8 (10)
2014	4/4	Blacksburg, Va.	W	8-7
2014	4/5	Blacksburg, Va.	W	4-3
2014	4/6	Blacksburg, Va.	W	9-2
2015	4/10	Coral Gables, Fla.	W	11-1
2015	4/11	Coral Gables, Fla.	W	14-4
2015	4/12	Coral Gables, Fla.	W	9-1
2016	3/11	Blacksburg, Va.	L	3-14
2016	3/12	Blacksburg, Va.	W	11-6
2016	3/13	Blacksburg, Va.	W	7-2
2017	5/19	Coral Gables, Fla.	W	4-2
2017	5/19	Coral Gables, Fla.	W	3-1
2017	5/20	Coral Gables, Fla.	W	7-5 (10)
2018	5/11	Blacksburg, Va.	W	5-4 (12)
2018	5/12	Blacksburg, Va.	W	16-4
2018	5/13	Blacksburg, Va.	W	12-8 (10)
2019	4/26	Coral Gables, Fla.	W	4-3
2019	4/27	Coral Gables, Fla.	W	1-0
2019	4/28	Coral Gables, Fla.	W	2-0
2021	2/26	Coral Gables, Fla.	L	3-5
2021	2/27	Coral Gables, Fla.	W	3-0
2021	2/28	Coral Gables, Fla.	L	6-9
2022	4/14	Blacksburg, Va.	L	5-12
2022	4/15	Blacksburg, Va.	L	2-13
2022	4/16	Blacksburg, Va.	W	8-5

**Coral Gables:** Miami leads, 20-4

**Blacksburg/Salem:** Miami leads, 18-6

# ALL-TIME SERIES RESULTS

## WAGNER

### MIAMI LEADS, 1-0

YEAR	DATE	SITE	W/L	SCORE
2000	5/26+	Coral Gables, Fla.	W	19-5

Coral Gables: Miami leads, 1-0

## WAKE FOREST

### MIAMI LEADS, 38-13

YEAR	DATE	SITE	W/L	SCORE
1987	2/24	Coral Gables, Fla.	W	8-1
1987	2/25	Coral Gables, Fla.	W	8-3
1988	2/23	Coral Gables, Fla.	W	10-3
1998	2/24	Coral Gables, Fla.	W	4-2
1993	5/23	Chapel Hill, N.C.	L	4-5
1999	6/4+	Coral Gables, Fla.	W	10-2
1999	6/5+	Coral Gables, Fla.	W	8-1
2000	1/28	Orlando, Fla.	W	6-3
2005	3/18	Winston-Salem, N.C.	W	11-2
2005	3/19	Winston-Salem, N.C.	L	6-13
2005	3/20	Winston-Salem, N.C.	W	12-4
2006	5/12	Coral Gables, Fla.	W	13-1
2006	5/13	Coral Gables, Fla.	W	11-10 (10)
2006	5/14	Coral Gables, Fla.	L	5-8
2006	5/25%	Jacksonville, Fla.	W	4-1
2007	5/11	Winston-Salem, N.C.	W	9-8
2007	5/12	Winston-Salem, N.C.	L	10-12
2007	5/13	Winston-Salem, N.C.	W	2-1
2007	5/26%	Jacksonville, Fla.	L	3-7
2008	3/21	Coral Gables, Fla.	W	17-4
2008	3/23	Coral Gables, Fla.	W	23-2
2009	5/14	Winston-Salem, N.C.	W	23-5
2009	5/16	Winston-Salem, N.C.	W	19-6
2009	5/16	Winston-Salem, N.C.	W	4-2
2010	4/2	Coral Gables, Fla.	W	7-4
2010	4/3	Coral Gables, Fla.	W	9-8 (11)
2010	4/4	Coral Gables, Fla.	W	10-1
2011	3/18	Winston-Salem, N.C.	W	4-1
2011	3/19	Winston-Salem, N.C.	W	4-3
2011	3/20	Winston-Salem, N.C.	W	5-3
2011	5/28%	Durham, N.C.	W	4-2
2012	5/11	Coral Gables, Fla.	W	11-0
2012	5/12	Coral Gables, Fla.	L	2-7
2012	5/13	Coral Gables, Fla.	W	6-3
2012	5/25%	Greensboro, N.C.	W	6-3
2013	5/10	Winston-Salem, N.C.	W	8-3
2013	5/11	Winston-Salem, N.C.	L	4-5
2013	5/12	Winston-Salem, N.C.	L	3-9
2015	3/20	Winston-Salem, N.C.	W	15-2
2015	3/21	Winston-Salem, N.C.	W	12-7
2015	3/22	Winston-Salem, N.C.	L	4-10
2017	3/31	Coral Gables, Fla.	L	1-2
2017	4/1	Coral Gables, Fla.	W	5-1
2017	4/2	Coral Gables, Fla.	L	0-9
2017	5/26%	Louisville, Ky.	W	5-2
2019	5/10	Winston-Salem, N.C.	W	7-3
2019	5/11	Winston-Salem, N.C.	W	8-4
2019	5/13	Winston-Salem, N.C.	L	7-9
2021	3/12	Coral Gables, Fla.	W	10-0
2021	3/13	Coral Gables, Fla.	W	6-3
2022	5/27%	Charlotte, N.C.	L	3-16

Coral Gables: Miami leads, 18-4

Winston-Salem: Miami leads, 15-6

Neutral Site: Miami leads, 5-3

## WASHINGTON STATE

### TIED, 1-1

YEAR	DATE	SITE	W/L	SCORE
1990	3/20	Coral Gables, Fla.	W	12-2
1990	3/21	Coral Gables, Fla.	L	0-3

Coral Gables: Tied, 1-1

## WATERLOO

### WATERLOO LEADS, 2-0

YEAR	DATE	SITE	W/L	SCORE
1954		Coral Gables, Fla.	L	2-15
1954		Coral Gables, Fla.	L	0-4

Coral Gables: Waterloo leads, 2-0

## WESLEYAN

### MIAMI LEADS, 20-5-1

YEAR	DATE	SITE	W/L	SCORE
1958	4/1	Coral Gables, Fla.	W	6-5 (10)
1958	4/2	Coral Gables, Fla.	L	5-21
1961	3/30	Coral Gables, Fla.	W	9-0
1961	3/31	Coral Gables, Fla.	W	7-4
1961	4/1	Coral Gables, Fla.	W	6-0
1962	3/29	Coral Gables, Fla.	L	5-8
1962	3/30	Coral Gables, Fla.	W	7-0
1962	3/31	Coral Gables, Fla.	L	3-6
1963	3/25	Coral Gables, Fla.	L	1-6
1963	3/26	Coral Gables, Fla.	W	8-5
1963	3/27	Coral Gables, Fla.	W	6-5 (10)
1963	3/28	Coral Gables, Fla.	W	6-4
1964	3/26	Coral Gables, Fla.	W	10-2
1964	3/27	Coral Gables, Fla.	W	2-1 (10)
1964	3/28	Coral Gables, Fla.	L	4-6
1964	3/30	Coral Gables, Fla.	W	5-4
1964	3/30	Coral Gables, Fla.	T	4-4
1965	3/29	Coral Gables, Fla.	W	6-5
1965	3/30	Coral Gables, Fla.	W	6-4
1965	3/31	Coral Gables, Fla.	W	6-3
1966	3/31	Coral Gables, Fla.	W	3-2
1966	4/1	Coral Gables, Fla.	W	5-4
1966	4/2	Coral Gables, Fla.	W	3-0
1967	3/30	Coral Gables, Fla.	W	1-0
1967	3/31	Coral Gables, Fla.	W	4-2
1968	3/29	Coral Gables, Fla.	W	5-1

Coral Gables: Miami leads, 20-5-1

## WESTCHESTER STATE

### MIAMI LEADS, 3-2

YEAR	DATE	SITE	W/L	SCORE
1975	3/30	Coral Gables, Fla.	L	6-14
1975	3/31	Coral Gables, Fla.	L	3-5
1976	3/12	Coral Gables, Fla.	W	4-3
1976	3/20	Coral Gables, Fla.	W	8-1
1978	3/23	Coral Gables, Fla.	W	5-2

Coral Gables: Miami leads, 3-2

# ALL-TIME SERIES RESULTS

## WESTERN CAROLINA

### MIAMI LEADS, 4-1

YEAR	DATE	SITE	W/L	SCORE
1986	5/23+	Coral Gables, Fla.	W	10-8
1993	5/28+	Baton Rouge, La.	L	5-10
1994	5/13	Coral Gables, Fla.	W	7-2
1994	5/14	Coral Gables, Fla.	W	8-2
1994	5/15	Coral Gables, Fla.	W	5-4

**Coral Gables:** Miami leads, 4-0

**Neutral Site:** Western Carolina leads, 1-0

## WESTERN KENTUCKY

### MIAMI LEADS, 1-0

YEAR	DATE	SITE	W/L	SCORE
1978	3/16	Coral Gables, Fla.	W	3-2

**Coral Gables:** Miami leads, 1-0

## WESTERN MICHIGAN

### MIAMI LEADS, 2-0-1

YEAR	DATE	SITE	W/L	SCORE
1968	3/25	Coral Gables, Fla.	W	3-1
1968	3/27	Coral Gables, Fla.	W	5-1
1968	3/28	Coral Gables, Fla.	T	6-6

**Coral Gables:** Miami leads, 2-0-1

## WICHITA STATE

### MIAMI LEADS, 6-3

YEAR	DATE	SITE	W/L	SCORE
1982	6/7#	Omaha, Neb.	W	4-3
1982	6/12#	Omaha, Neb.	W	9-3
1983	2/11	Coral Gables, Fla.	W	12-8
1983	2/14	Coral Gables, Fla.	L	3-5
1983	2/14	Coral Gables, Fla.	L	3-5
1984	5/17	Wichita, Kan.	L	7-8 (11)
1984	5/18	Wichita, Kan.	W	14-4
1984	5/19	Wichita, Kan.	W	5-4
1990	3/30	Minneapolis, Minn.	W	2-1

**Coral Gables:** Wichita State leads, 2-1

**Wichita:** Miami leads, 2-1

**Neutral Site:** Miami leads, 3-0

## WILLIAM & MARY

### MIAMI LEADS, 2-0

YEAR	DATE	SITE	W/L	SCORE
1969	4/4	Coral Gables, Fla.	W	3-1
1969	4/5	Coral Gables, Fla.	W	11-5

**Coral Gables:** Miami leads, 2-0

## WILLIAM PATTERSON

### MIAMI LEADS, 1-0

YEAR	DATE	SITE	W/L	SCORE
1982	3/21	Coral Gables, Fla.	W	17-7

**Coral Gables:** Miami leads, 1-0

## WINTHROP

### MIAMI LEADS, 4-2

YEAR	DATE	SITE	W/L	SCORE
1999	5/14	Coral Gables, Fla.	W	17-1
1999	5/15	Coral Gables, Fla.	W	9-2
1999	5/16	Coral Gables, Fla.	W	8-2
2006	2/3	Coral Gables, Fla.	W	16-4
2006	2/5	Coral Gables, Fla.	L	3-8
2006	2/5	Coral Gables, Fla.	L	3-4

**Coral Gables:** Miami leads, 4-2

## WISCONSIN-MILWAUKEE

### MIAMI LEADS, 3-1

YEAR	DATE	SITE	W/L	SCORE
2002	3/20	Coral Gables, Fla.	L	10-13
2013	2/22	Coral Gables, Fla.	W	6-1
2013	2/23	Coral Gables, Fla.	W	6-1
2013	2/24	Coral Gables, Fla.	W	7-6

**Coral Gables:** Miami leads, 3-1

## WRIGHT STATE

### MIAMI LEADS, 8-1

YEAR	DATE	SITE	W/L	SCORE
2006	5/5	Coral Gables, Fla.	W	4-2
2006	5/6	Coral Gables, Fla.	W	14-1
2006	5/7	Coral Gables, Fla.	W	15-1
2007	5/4	Coral Gables, Fla.	W	3-2
2007	5/5	Coral Gables, Fla.	W	11-2
2007	5/6	Coral Gables, Fla.	W	13-5
2015	2/27	Coral Gables, Fla.	W	8-7
2015	2/28	Coral Gables, Fla.	W	4-3
2015	3/1	Coral Gables, Fla.	L	6-12

**Coral Gables:** Miami leads, 6-0

## YALE

### MIAMI LEADS, 7-3

YEAR	DATE	SITE	W/L	SCORE
1957	3/19	Coral Gables, Fla.	W	9-8
1957	3/20	Coral Gables, Fla.	W	8-5
1957	3/21	Coral Gables, Fla.	L	7-23
1959	3/23	Coral Gables, Fla.	W	4-1
1959	3/26	Coral Gables, Fla.	W	3-2
1959	3/28	Coral Gables, Fla.	W	6-2
1959	3/30	Coral Gables, Fla.	L	2-6 (10)
1959	3/30	Coral Gables, Fla.	L	3-4
1959	3/31	Coral Gables, Fla.	W	11-9
1992	3/22	Coral Gables, Fla.	W	12-3

**Coral Gables:** Miami leads, 7-3



# ALL-TIME SERIES RESULTS

## MILITARY TEAMS

### 425th AIR FORCE

#### MIAMI LEADS, 1-0

YEAR	DATE	SITE	W/L	SCORE
1951	4/21	Coral Gables, Fla.	W	11-2

Coral Gables: Miami leads, 1-0

### CHERRY POINT MARINES

#### MIAMI LEADS, 2-0

YEAR	DATE	SITE	W/L	SCORE
1949	4/26	Coral Gables, Fla.	W	10-2
1949	4/27	Coral Gables, Fla.	W	15-1

Coral Gables: Miami leads, 2-0

### FT. BENNING INFANTRY

#### FT. BENNING INFANTRY LEADS, 1-0

YEAR	DATE	SITE	W/L	SCORE
1946	4/16	Ft. Benning, Ga.	L	0-7

Ft. Benning: Ft. Benning Infantry leads, 1-0

### FT. BENNING PARA

#### MIAMI LEADS, 1-0

YEAR	DATE	SITE	W/L	SCORE
1946	4/16	Ft. Benning, Ga.	W	9-5

Ft. Benning: Miami leads, 1-0

### MARITIME ACADEMY

#### MIAMI LEADS, 1-0

YEAR	DATE	SITE	W/L	SCORE
1953	3/1*	-	W	11-1

### McDILL AFB

#### TIED, 1-1

YEAR	DATE	SITE	W/L	SCORE
1946	4/29	Coral Gables, Fla.	W	6-4
1946	4/30	Coral Gables, Fla.	L	11-13

Coral Gables: Tied, 1-1

### OPA LOCKA MARINES

#### OPA LOCKA MARINES LEAD, 3-2

YEAR	DATE	SITE	W/L	SCORE
1953	4/11	-	L	6-7
1953	5/8	-	L	2-4
1953	5/9	-	L	6-10 (10)
1954	5/10	-	W	15-8
1954	5/11	-	W	8-1

## PARRIS ISLAND MARINES

#### PARRIS ISLAND MARINES LEAD, 6-1-1

YEAR	DATE	SITE	W/L	SCORE
1951	3/27	-	L	0-2
1951	3/28	-	W	5-3
1952	3/31	-	L	2-6
1952	4/1	-	L	1-6
1953	4/6	-	T	12-12
1953	4/7	-	L	3-8
1954	3/29	-	L	0-10
1954	3/30	-	L	2-7

## PATRICK AFB

#### MIAMI LEADS, 10-2

YEAR	DATE	SITE	W/L	SCORE
1952	5/3	Coral Gables, Fla.	W	14-5
1953	3/16	Coral Gables, Fla.	W	13-1
1953	3/17	Coral Gables, Fla.	L	7-11
1953	3/20	Cocoa, Fla.	W	7-3
1953	3/21	Cocoa, Fla.	W	12-5
1954	5/2	Coral Gables, Fla.	L	0-7
1954	5/2	Coral Gables, Fla.	W	9-6
1954	5/3	Coral Gables, Fla.	W	3-2
1955	3/18	Coral Gables, Fla.	W	15-2
1955	3/19	Coral Gables, Fla.	W	15-2
1955	4/24	Cocoa, Fla.	W	8-0
1955	4/24	Cocoa, Fla.	W	4-0

Coral Gables: Miami leads, 6-2

Cocoa: Miami leads, 4-0

## PINE CASTLE AFB

#### MIAMI LEADS, 3-0

YEAR	DATE	SITE	W/L	SCORE
1955	3/25	Orlando, Fla.	W	12-4
1955	4/6	Coral Gables, Fla.	W	10-0
1955	4/7	Coral Gables, Fla.	W	9-5

Coral Gables: Miami leads, 2-0

Orlando: Miami leads, 1-0

## OLYMPIC TEAMS

## ITALY

#### MIAMI LEADS, 2-0

YEAR	DATE	SITE	W/L	SCORE
1967	3/26*	Coral Gables, Fla.	W	11-0
1984	2/15*	Coral Gables, Fla.	W	10-0

Coral Gables: Miami leads, 2-0

## PANAMA

#### MIAMI LEADS, 1-0

YEAR	DATE	SITE	W/L	SCORE
1986	4/5*	Minneapolis, Minn.	W	8-0

Neutral Site: Miami leads, 1-0

# NCAA TOURNAMENT HISTORY

YEAR	REGIONAL SITE (RECORD)	SUPER REGIONAL OPPONENT (RECORD)	RECORD	CWS FINISH	COACH	NOTES
1971	Gastonia, N.C. (1-2)	—	—	—	Ron Fraser	First postseason appearance
1973	Starkville, Miss. (3-2)	—	—	—	Ron Fraser	Began 41-year postseason streak
1974	Starkville, Miss. (4-1)	—	3-2	2nd	Ron Fraser	First of 25 CWS appearances
1975	Starkville, Miss. (2-2)	—	—	—	Ron Fraser	Third of 14-year streak w/40+ wins
1976	Arlington, Texas (1-2)	—	—	—	Ron Fraser	Fifth straight non-FL Regional (10 total)
1977	Coral Gables, Fla. (3-2)	—	—	—	Ron Fraser	First time hosting an NCAA Regional
1978	Coral Gables, Fla. (4-1)	—	2-2	T-3rd	Ron Fraser	Began five-year streak of CWS trips
1979	Coral Gables, Fla. (3-0)	—	0-2	Outside Top 4	Ron Fraser	Second of four-year streak >800 W%
1980	Coral Gables, Fla. (3-0)	—	2-2	4th	Ron Fraser	Third of six-year streak w/50+ Ws
1981	Coral Gables, Fla. (4-0)	—	1-2	Outside Top 4	Ron Fraser	First 60+ win season (UM record .859)
1982	Coral Gables, Fla. (3-0)	—	5-0	CHAMPION	Ron Fraser	First championship; Danny Smith MOP
1983	Tallahassee, Fla. (2-2)	—	—	—	Ron Fraser	Ended 13-game Regional winning streak
1984	Tallahassee, Fla. (4-1)	—	1-2	Outside Top 4	Ron Fraser	Began three-year streak of CWS trips
1985	Coral Gables, Fla. (3-1)	—	5-1	CHAMPION	Ron Fraser	Second championship; Greg Ellena MOP
1986	Coral Gables, Fla. (4-0)	—	3-2	3rd	Ron Fraser	Eighth time in nine years w/50+ wins
1987	Tallahassee, Fla. (0-2)	—	—	—	Ron Fraser	First time going winless in postseason
1988	Coral Gables, Fla. (4-0)	—	1-2	Outside Top 4	Ron Fraser	First of 16 of 18 year stretch <20 Ls
1989	Gainesville, Fla. (4-1)	—	1-2	Outside Top 4	Ron Fraser	First Gainesville Regional (four total)
1990	Coral Gables, Fla. (3-2)	—	—	—	Ron Fraser	Sixth of 11 all-time .800+ W% seasons
1991	Fresno, Calif. (1-2)	—	—	—	Ron Fraser	Ended 14-year streak w/Regional in Fla.
1992	Coral Gables, Fla. (4-1)	—	2-2	T-3rd	Ron Fraser	Only lost seven games in regular season
1993	Baton Rouge, La. (0-2)	—	—	—	Brad Kelley	Only time from '88-'01 under 40 wins
1994	Coral Gables, Fla. (4-0)	—	1-2	Outside Top 4	Jim Morris	Began six-year streak of CWS trips
1995	Coral Gables, Fla. (4-1)	—	2-2	T-3rd	Jim Morris	Both CWS losses to USC (finished 2nd)
1996	Austin, Texas (4-1)	—	3-1	2nd	Jim Morris	Pat Burrell CWS MOP/nonwinning team
1997	Coral Gables, Fla. (5-1)	—	2-2	T-3rd	Jim Morris	Only time with five wins in Regional
1998	Coral Gables, Fla. (4-1)	—	1-2	Outside Top 4	Jim Morris	Third of four-year streak w/50+ wins
1999	Coral Gables, Fla. (3-0)	vs. Wake Forest (2-0)	4-0	CHAMPION	Jim Morris	Third championship; Beat FSU in final
2000	Coral Gables, Fla. (3-0)	@ Florida State (1-2)	—	—	Jim Morris	UM grad Bertman won fifth title w/LSU
2001	Coral Gables, Fla. (3-0)	vs. Clemson (2-0)	4-0	CHAMPION	Jim Morris	Fourth championship; C. Jimerson MOP
2002	Gainesville, Fla. (3-1)	@ South Carolina (1-2)	—	—	Jim Morris	Ended 14-game Regional winning streak
2003	Coral Gables, Fla. (3-1)	vs. NC State (2-0)	1-2	Outside Top 4	Jim Morris	Both CWS losses to Texas (won title)
2004	Coral Gables, Fla. (3-0)	vs. Florida (2-0)	1-2	Outside Top 4	Jim Morris	Beat LSU in opener but lost next two games
2005	Coral Gables, Fla. (3-0)	@ Nebraska (0-2)	—	—	Jim Morris	First time swept in Super Regional
2006	Lincoln, Neb. (3-0)	@ Mississippi (2-1)	1-2	Outside Top 4	Jim Morris	Won opener vs. OSU, who won championship
2007	Columbia, Mo. (1-2)	—	—	—	Jim Morris	Ended 10-game Regional winning streak
2008	Coral Gables, Fla. (3-0)	vs. Arizona (2-1)	1-2	Outside Top 4	Jim Morris	Only lost eight games in regular season
2009	Gainesville, Fla. (2-2)	—	—	—	Jim Morris	First of three straight eliminated by UF
2010	Coral Gables, Fla. (3-1)	@ Florida (0-2)	—	—	Jim Morris	90-91 last time two straight w/o CWS
2011	Gainesville, Fla. (2-2)	—	—	—	Jim Morris	Regional hosted by CWS runner-up UF
2012	Coral Gables, Fla. (0-2)	—	—	—	Jim Morris	Hosted CWS contender #4 seed SBU
2013	Louisville, Ky. (1-2)	—	—	—	Jim Morris	Traveled to future ACC member UofL
2014	Coral Gables, Fla. (3-2)	—	—	—	Jim Morris	Won ACC Reg. Season Championship
2015	Coral Gables, Fla. (3-1)	vs. VCU (2-0)	1-2	Outside Top 4	Jim Morris	First CWS appearance since 2008
2016	Coral Gables, Fla. (3-0)	vs. Boston College (2-1)	0-2	Outside Top 4	Jim Morris	2nd straight CWS trip for first time since 03/04
2019	Starkville, Miss. (2-2)	—	—	—	Gino DiMare	First postseason appearance under DiMare
2021	Gainesville, Fla. (1-2)	—	—	—	Gino DiMare	47th postseason appearance in program history
2022	Coral Gables, Fla. (1-2)	—	—	—	Gino DiMare	First national seed since 2016

## NCAA TOURNAMENT RECORD BREAKDOWN

### BY ROUND

	W	L	PCT
Regional	130	52	.714
Super Regional	18	11	.621
College World Series	48	42	.533

### BY REGIONAL SITE

	W	L	PCT
Arlington, Texas	1	2	.333
Austin, Texas	4	1	.800
Baton Rouge, La.	0	2	.000
Columbia, Mo.	1	2	.333
Coral Gables, Fla.	89	19	.824
Fresno, Calif.	1	2	.333
Gainesville, Fla.	12	8	.600
Gastonia, N.C.	1	2	.333
Lincoln, Neb.	3	0	1.000
Louisville, Ky.	1	2	.333
Starkville, Miss.	11	7	.611
Tallahassee, Fla.	6	5	.545

### BY SUPER REGIONAL SITE

	W	L	PCT
Coral Gables, Fla.	14	2	.875
Columbia, S.C.	1	2	.333
Gainesville, Fla.	0	2	.000
Lincoln, Neb.	0	2	.000
Oxford, Miss.	2	1	.667
Tallahassee, Fla.	1	2	.333

### BY COACH

	W	L	PCT
Ron Fraser	86	45	.656
Brad Kelley	0	2	.000
Jim Morris	104	52	.667
Gino DiMare	4	6	.400

# COLLEGE BASEBALL HALL OF FAME

## RON FRASER

COLLEGE BASEBALL HALL OF FAME INDUCTEE (2006)

HEAD COACH (1963-1992)

"The Wizard of College Baseball." In a career spanning 30 years, the Nutley, N.J., native won just about everything, including NCAA national titles in 1982 and 1985. He left the coaching ranks as second winningest all-time coach with a 1,271-438-9 (.747) record. His UM teams set a NCAA record with 20 consecutive playoff appearances. His career at Miami spanned more three decades, with eight trips to the College World Series. A 26-time coach of the year, he is a member of five halls of fame. Ron Fraser's uniform No. 1 was retired on April 24, 1993.

It was Fraser's knack for marketing and promotion that drew the masses and earned him the nickname "The Wizard of College Baseball." Miami players were wearing white shoes and colored gloves before Charlie Finley. Perhaps Fraser's biggest extravaganza was the baseball fundraiser dubbed "A Night With Ron Fraser" on Feb. 16, 1977, a \$5,000-a-plate gourmet dinner on the infield. Five-star chefs served a 10-course dinner of caviar, Alaskan king crab legs and pheasant under glass. A harpist in a white tuxedo played on the mound and violinists strolled among the tables. Fraser's expertise extended worldwide. On the international front, his crowning glory was becoming the first Team USA coach when baseball was a medal sport at the 1992 Summer Games.




## SKIP BERTMAN

COLLEGE BASEBALL HALL OF FAME INDUCTEE (2006)

ASSISTANT COACH (1976-1983)

After a standout career as an assistant coach for eight seasons with the University of Miami, Skip Bertman guided LSU to five NCAA baseball titles (1991, '93, '96, '97, 2000), seven SEC championships and a record of 870-330-3 (.724) in 18 seasons (1984-2001). He was named National Coach of the Year six times, and his teams drew huge crowds to venerable Alex Box Stadium, as LSU led the nation in attendance in each of his final six seasons (1996-2001).

Bertman also served as head coach of the 1996 U.S. Olympic team that captured the bronze medal in Atlanta. He was inducted into the American Baseball Coaches Association Hall of Fame in January 2003. He earned his B.A. in health and physical education from Miami in 1961 and received his master's degree from UM in 1964.




## NEAL HEATON

COLLEGE BASEBALL HALL OF FAME INDUCTEE (2008)

PITCHER (1979-81)

Neal Heaton, nicknamed "The Heater" during his time with the Hurricanes, holds almost all of Miami's pitching records, including victories in a season (18) and career (42) and strikeouts in a game (23), season (172) and career (381). In three years, Heaton was twice named an All-American, by ABCA in 1980 and by consensus in 1981 and in 1981 was drafted by the Cleveland Indians.

Heaton is the first Hurricane to play in a big league all-star game and was inducted into the UM Hall of Fame in 1992.



## COLLEGE BASEBALL HALL OF FAME

### ALEX FERNANDEZ

COLLEGE BASEBALL HALL OF FAME INDUCTEE (2014)

PITCHER (1989)

Alex Fernandez was named Freshman of the Year and a first-team All-American in 1989, where he won 15 games with a 2.01 ERA and 177 strikeouts in 147 innings.

Fernandez threw the first no-hitter by a freshman in program history on March 18, and four days later recorded a 15-strikeout game against rival Florida. His eight complete games in 1989 rank eighth-most for a single-season by any Hurricanes pitcher all-time, while his 177 strikeouts rank second-most for a single season.

Fernandez went on to play at Miami-Dade College before declaring for the 1990 MLB Draft. He was the fourth overall pick that season, and went on to 10-year professional career.

He was a key player on a Florida Marlins team that won the 1997 World Series.



### MIKE FIORE

COLLEGE BASEBALL HALL OF FAME INDUCTEE (2014)


OUTFIELDER (1985-1988)

A four-year UM starter, Fiore rewrote the Hurricanes record books by setting 12 UM batting marks, including hits (341), runs (258), doubles (63), runs batted in (235) and total bases (506).

Fiore earned Freshman All-American honors in leading Miami to the 1985 NCAA crown and was a consensus All-American as a senior. He is the only Dick Howser Trophy winner in program history, having earned the honor in 1987 after leading the Hurricanes to an appearance in the College World Series in Omaha, Neb.

Fiore also played on the 1988 gold-medal winning USA Olympic team.

Fiore completed his business degree on time in 1988, and following that season, was drafted and signed by the St. Louis Cardinals. For five seasons, he served as Associate Director and General Manager for USA Baseball.



### JIM MORRIS

COLLEGE BASEBALL HALL OF FAME INDUCTEE (2020)

HEAD COACH (1994-2018)

Known as "3," Jim Morris was one of the most successful head coaches in college baseball history with 1,594 career victories as a Division I skipper.

In 25 seasons at Miami, Morris won 1,090 games, made the NCAA postseason in 23 straight years, reached the College World Series 13 times and won National Championships in 1999 and 2001 and the ACC Baseball Regular Season Championship in 2008, 2014 and 2016.

A three-time national coach of the year and 2008 Atlantic Coast Conference Coach of the Year, Morris set an NCAA record for guiding a program to the CWS in each of his first six years at UM. In addition, Morris won 17 of 23 NCAA Regional appearances at UM, including a record 13 straight to start his tenure in Coral Gables.



## NATIONAL AWARD WINNERS

### ZACK COLLINS

#### 2016 JOHNNY BENCH AWARD

Zack Collins, who was selected by the Chicago White Sox in the first round of the 2016 Major League Baseball First-Year Player Draft in early June, became the first University of Miami representative to win the Johnny Bench Award when he was named the winner at a banquet in Wichita, Kansas on June 30, 2016.

Collins beat out finalists Logan Ice (Oregon State) and Keith Skinner (North Florida) for the honor.

The Pembroke Pines, Fla., native, who earned first-team All-America honors from Baseball America, D1Baseball, NCBWA, Perfect Game and Rawlings, delivered a dominant final season swinging the bat and behind the plate in 2016.

Collins batted .363, leading Miami with 16 home runs and 59 RBI to go along with a nation-leading total of 78 walks. He reached base at a .544 clip, the second-highest in the country, and recorded a team-high .668 slugging percentage.

A back-to-back All-ACC First-Team selection, Collins started 62 of a possible 64 games the year he won the Johnny Bench, including 59 starts behind the plate. He made just four errors as a key member of a Miami defense that tied for first nationally with a .983 fielding percentage.

Collins, who signed a professional contract with the White Sox as the No. 10 overall pick, ended the season ranked third among active players in career home runs (42), third in career RBI (183) and first in career walks (177).

In Collins' three seasons with the Hurricanes, Miami won two ACC regular season championships (2014, 2016) and three straight ACC Coastal Division titles (2014-16), and made two trips to the College World Series (2015, 2016).

### BRYAN GARCIA

#### 2016 STOPPER OF THE YEAR AWARD

University of Miami closer Bryan Garcia was named the 2016 Stopper of the Year on June 18, 2016, by the National Collegiate Baseball Writers Association (NCBWA) at TD Ameritrade Park Omaha, becoming the first Hurricane hurler to receive the award.

Garcia was named a semifinalist for the Dick Howser Trophy and earned first-team All-American honors from the NCBWA and third-team All-Atlantic Coast Conference honors while helping Miami earn the ACC regular-season championship and the No. 3 national seed in the NCAA

postseason.

A sixth-round pick of the Detroit Tigers, the righthander had 18 saves, second in the nation, and a 2-0 record with a 1.95 ERA in 37 innings over 34 appearances during his award-winning junior season. Garcia allowed 25 hits and 17 walks while striking out 54 batters, holding opponents to a .184 batting average.

The Miami native established the school's career saves record on May 26, 2016 at the ACC Championship against NC State with his 40th save and collected three more saves during the NCAA postseason, bringing his Miami-leading total to 43 for his career.

### PAT BURRELL

#### 1998 GOLDEN SPIKES AWARD

Miami's baseball program has seen many great players, but none came to Mark Light Stadium with more expectations, or accomplished more than Pat Burrell. The 1995 California Coaches Player of the Year at San Jose's Bellarmine Prep School, Burrell was selected with the 43rd overall pick in the 1995 MLB Draft by the Boston Red Sox, but chose Miami over professional baseball. Hurricane fans are grateful he did.

Nicknamed "Pat the Bat", his 1996 season was one of the best in college baseball history. He hit a home run in his first game in the Orange & Green, and tallied five home runs in his first six games. He became the first freshman in NCAA history to lead the nation in hitting with a .484 batting average. He totaled 23 home runs and 64 RBI, as the Canes advanced to the Championship Game of the College World Series, where he became only the third player ever to win the CWS MVP award on a team that did not win the title. He was named a first-team All-American by Collegiate Baseball and Baseball America.

The third baseman followed his impressive debut season with 21 home runs, 76 RBI and a .409 average in 1997, once again winning All-American honors. He toured with Team USA, hitting 12 homers in 34 games and was named Summer Player of the Year by Baseball America. In 1998, Burrell missed 38 games due to a back injury, but still compiled 17 HR's with 47 RBI with a .432 average, leading the Canes to the CWS for the third straight year. His .886 career slugging percentage ranks second all-time in NCAA history, and his .442 career batting average is seventh all-time, both school records. In the Miami record books, Burrell ranks second in career home runs (61), second in total bases (465), tied for seventh in RBI (187), and sixth in walks (170).

The Philadelphia Phillies made Pat the No. 1 overall pick in the 1998 Major League Baseball draft. He joined

## NATIONAL AWARD WINNERS

the big league club in 2000, finishing fourth in Rookie of the Year balloting. He was co-winner of the 2005 Mike Schmidt Phillies MVP Award. In 2007, he joined Schmidt and Bobby Abreu as the only Phillies players in history to hit 20 homers in seven consecutive seasons.

In 2002, he established "Burrell's Buddies", providing tickets to youth groups that show outstanding character. Pat and his wife, the former Michelle Fonseca, were married November, 10, 2007 in California.

### MIKE FIORE

#### 1987 DICK HOWSER TROPHY

A four-year UM starter, Mike Fiore was a member of the 1988 gold medal-winning USA team. The gritty outfielder rewrote the Hurricanes' record book by setting 12 UM batting marks, including hits (341), runs (258), doubles (63), runs batted in (235) and total bases (506).

Fiore earned Freshman All-American honors in leading Miami to the 1985 NCAA crown and was a consensus All-American as a senior. Fiore completed his business degree on time in 1988, and following that season, was drafted and signed by the St. Louis Cardinals. For five seasons, he was the the Associate Director and General Manager for USA Baseball.

### ORLANDO GONZALEZ

#### 1974 LEFTY GOMEZ PLATE AWARD

The first University of Miami player ever to have his jersey retired (No. 20), Orlando Gonzalez has gone down in the UM annals as the team's best all-around first baseman. A .300 hitter out of Dade South Community College, Gonzalez hit .338 and stole 34 bases in his first season with the Canes. He followed that performance with a banner senior season. He slugged his way to a .402 average and stole a then-NCAA record 62 bases. His aggressive style at the plate and on the base paths led the Hurricanes to their first-ever College World Series, where Miami finished second to Southern Cal., who that year won its fifth consecutive CWS title.

Following that College World Series which saw "Big O" drive in seven runs with his seven hits, he became the first recipient of the annual Lefty Gomez Plate Award as the outstanding player in collegiate baseball. He was named to the College World Series all tournament team and as an All American selection by Sporting News and the NCAA coaches as well.

Although not a power hitter—as a lefty shooting

against long right field fences he hit but two homers in 1973 and one in 1974—Gonzalez did have the tools of a fine baseball player. He combined overall hitting with great speed and quickness. He also was adept with the glove. He was a part of most of UM's 68 double plays—a UM record for that time in twin killings Gonzalez was drafted by the Cleveland Indians following his two-year stint at UM. It was with the Philadelphia Phillies and the Oakland Athletics, though, that he played at the major league level.



## ALL-AMERICANS

### AACBC

#### AM ASSOC. COLLEGE COACHES - 1ST TEAM

1974	Orlando Gonzalez, 1B
1974	Stan Jakubowski, P
1975	Wayne Krenchicki, SS
1976	Gavin Long, P
1977	Rick Montoni, OF
1980	Neal Heaton, P
1981	Neal Heaton, P

### ABCA / RAWLINGS

#### ABCA / RAWLINGS - 1ST TEAM

1969	Larry Pyle, OF
1974	Orlando Gonzalez, 1B
1980	Neal Heaton, P
1981	Neal Heaton, P
1986	Rick Raether, P
1988	Mike Fiore, OF
1992	Jeff Alkire, P
1994	Danny Graves, P
1996	Pat Burrell, 3B
1997	Pat Burrell, 3B
1998	Alex Santos, P
2010	Yasmani Grandal, C
2015	David Thompson, 3B
2016	Zack Collins, C

#### ABCA / RAWLINGS - 2ND TEAM

2005	Ryan Braun, 3B
2005	Cesar Carrillo, P
2009	Kyle Bellamy, P
2016	Michael Mediavilla, P

#### ABCA / RAWLINGS - 3RD TEAM

2013	Bryan Radziewski, P
2014	Chris Diaz, P
2015	Zack Collins, C

### BASEBALL AMERICA

#### BASEBALL AMERICA - 1ST TEAM

1981	Neal Heaton, P
1985	Rick Raether, P
1986	Rick Raether, P
1988	Mike Fiore, OF
1989	Alex Fernandez, P
1990	Oscar Munoz, P
1992	Jeff Alkire, P
1994	Danny Graves, P
1996	Pat Burrell, 3B
1997	Pat Burrell, DH
1998	Aubrey Huff, 3B
1998	Alex Santos, P
2005	Ryan Braun, DH
2008	Yonder Alonso, DH
2009	Kyle Bellamy, P
2010	Yasmani Grandal, C
2015	David Thompson, 3B
2016	Zack Collins, C
2022	Andrew Walters, P

#### BASEBALL AMERICA - 2ND TEAM

1982	Danny Smith, P
1996	Robbie Morrison, P
2005	Cesar Carrillo, P
2007	Yonder Alonso, 1B
2008	Chris Hernandez, P
2008	Blake Tekotte, OF
2008	Jemile Weeks, 2B
2021	Carson Palmquist, P

## ALL-AMERICANS

### BASEBALL AMERICA - 3RD TEAM

1996	Rudy Gomez, 2B
1997	Robbie Morrison, P
1998	Bobby Hill, SS
1998	Pat Burrell, DH
1998	Robbie Morrison, P
1999	Bobby Hill, SS
2004	Cesar Carrillo, P
2015	George Iskenderian, 2B

### COLLEGIATE BASEBALL

#### COLLEGIATE BASEBALL - 1ST TEAM

1992	Jeff Alkire, P
1994	Danny Graves, P
1995	Jay Tessmer, P
1996	Pat Burrell, 3B
1996	Robbie Morrison, P
1997	Pat Burrell, 3B
2008	Yonder Alonso, DH
2008	Chris Hernandez, P
2008	Jemile Weeks, 2B
2010	Yasmani Grandal, C
2014	Chris Diaz, P
2015	David Thompson, 3B

#### COLLEGIATE BASEBALL - 2ND TEAM

1989	Joe Grahe, P
1992	Charles Johnson, C
1998	Alex Santos, P
1998	Aubrey Huff, DH
1999	Michael Neu, RP
2000	David Gil, P
2001	Javy Rodriguez, SS
2004	Cesar Carrillo, P
2005	Ryan Braun, 3B
2005	Cesar Carrillo, P
2009	Kyle Bellamy, P
2013	Bryan Radziewski, P
2020	Brian Van Belle, P

2020	Chris McMahon, P
2021	Carson Palmquist, P
2022	Carson Palmquist, P
2022	Andrew Walters, P

### COLLEGIATE BASEBALL - 3RD TEAM

1993	Dave Berg, 2B
1995	Kenny Henderson, P
1996	J.D. Arteaga, P
1997	Robbie Morrison, RP
1998	Robbie Morrison, RP
1999	Alex Santos, P
2000	Kevin Howard, 3B
2004	Jim Burt, 1B
2005	Jon Jay, OF
2007	Yonder Alonso, 1B
2010	Chris Hernandez, P

### BASEBALL WEEKLY

#### BASEBALL WEEKLY - 1ST TEAM

1998	Alex Santos, P
------	----------------

### NCBWA SUPER TEAM

1994	Danny Graves, P
1994	Luis Hernandez, 2B
1995	Jay Tessmer, P
1996	J.D. Arteaga, P
1996	Pat Burrell, 3B
1997	J.D. Arteaga, P
1997	Pat Burrell, 3B
1998	Pat Burrell, 3B
1998	Bobby Hill, SS
1998	Aubrey Huff, 1B
1998	Alex Santos, P
1999	Bobby Hill, SS

## ALL-AMERICANS

### NCBWA

#### NCBWA - 1ST TEAM

2005	Cesar Carrillo, P
2008	Yonder Alonso, DH
2008	Jemile Weeks, 2B
2009	Kyle Bellamy, RP
2015	George Iskenderian, 2B
2015	David Thompson, 3B
2016	Zack Collins, C
2016	Bryan Garcia, P
2022	Andrew Walters, P

#### NCBWA - 2ND TEAM

2005	Ryan Braun, 3B
2008	Chris Hernandez, P
2013	Bryan Radziewski, P

#### NCBWA - 3RD TEAM

2008	Carlos Gutierrez, RP
2014	Bryan Garcia, RP
2022	Carson Palmquist, P

### SPORTING NEWS

1974	Orlando Gonzalez, 1B
1978	Augie Ruiz, P
1980	Ross Jones, SS
1981	Neal Heaton, P
1992	Jeff Alkire, P
1994	Danny Graves, P
1997	Pat Burrell, 3B
1998	Aubrey Huff, DH
1998	Alex Santos, P

#### ABCA ALL-ATLANTIC REGION

1984	Darren Mandel, DH
1986	Rick Raether, P
1987	Mike Fiore, OF

1988	Mike Fiore, OF
1989	Alex Fernandez, P
1989	Joe Grahe, P
1990	Oscar Munoz, P
1992	Jeff Alkire, P
1994	Danny Graves, P
1997	J.D. Arteaga, P
1997	Pat Burrell, 3B
1998	Pat Burrell, 3B
1998	Bobby Hill, SS
1998	Aubrey Huff, 1B
1998	Jason Michaels, OF
1998	Alex Santos, P
2005	Ryan Braun, 3B
2005	Cesar Carrillo, P
2006	Eddy Rodriguez, C
2010	Yasmani Grandal, C
2010	Chris Hernandez, P
2013	Chris Diaz, P
2013	Bryan Radziewski, P
2014	Chris Diaz, P
2014	Dale Carey, OF
2015	Zack Collins, C
2015	David Thompson, 3B
2015	George Iskenderian, 2B
2016	Zack Collins, C
2016	Michael Mediavilla, P
2016	Johnny Ruiz, 2B
2016	Brandon Lopez, SS
2016	Bryan Garcia, P
2019	Adrian Del Castillo, OF
2021	Christian Del Castillo, OF
2021	Carson Palmquist, P
2022	Yohandy Morales, 3B
2022	Carson Palmquist P
2022	Andrew Walters, P

## FRESHMAN ALL-AMERICANS

### BASEBALL AMERICA

#### BASEBALL AMERICA - 1ST TEAM

2004	Jon Jay, OF
2004	Danny Gil, P
2006	Jemile Weeks, 2B
2007	Eric Erickson, P
2007	Mark Sobolewski, 3B
2008	Chris Hernandez, P
2014	Zack Collins, C/DH
2014	Bryan Garcia, P
2019	Adrian Del Castillo, DH
2021	Carson Palmquist, RP

#### BASEBALL AMERICA - 2nd TEAM

2011	Bryan Radziewski, P
------	---------------------

### COLLEGIATE BASEBALL

1999	Mike Rodriguez, OF
2000	Danny Matienzo, DH
2000	Kevin Howard, 3B
2001	George Huguet, P
2003	Ryan Braun, SS
2003	Gaby Sanchez, 3B
2004	Jon Jay, OF
2004	Danny Gil, P
2006	Jemile Weeks, 2B
2007	Eric Erickson, P
2007	Mark Sobolewski, 3B
2008	Chris Hernandez, P
2010	E.J. Encinosa, P
2014	Zack Collins, DH
2014	Bryan Garcia, P
2015	Michael Mediavilla, P
2016	Frankie Bartow, P
2018	Daniel Federman, P
2018	Isaac Quiñones, C
2018	Freddy Zamora, SS

2019	Slade Cecconi, P
2019	Adrian Del Castillo, OF
2021	Yohandy Morales, 3B
2021	Carson Palmquist, RP

### D1 BASEBALL

2019	Adrian Del Castillo, DH
2022	Andrew Walters, RP

### NCBWA

#### NCBWA - 1ST TEAM

2008	Chris Hernandez, SP
2014	Zack Collins, C
2014	Bryan Garcia, RP
2021	Carson Palmquist, RP

#### NCBWA - 2ND TEAM

2010	E.J. Encinosa, RP
2019	Adrian Del Castillo, OF

### NCBWA AWARDS

#### FRESHMAN HITTER OF THE YEAR

2014	Zack Collins, C
------	-----------------

#### FRESHMAN PITCHER OF THE YEAR

2008	Chris Hernandez, SP
------	---------------------

### PERFECT GAME

2019	Adrian Del Castillo, OF
2021	Alejandro Rosario, SP

## ALL-ACC SELECTIONS

### 2005

#### FIRST TEAM

Ryan Braun, 3B  
Jon Jay, OF  
Cesar Carrillo, SP

#### SECOND TEAM

Paco Figueroa, OF

### 2006

#### FIRST TEAM

Eddy Rodriguez, C  
Jon Jay, OF

#### SECOND TEAM

Jemile Weeks, 2B  
Chris Perez, RP

### 2007

#### FIRST TEAM

Eric Erickson, SP

#### SECOND TEAM

Yonder Alonso, 1B

### 2008

#### FIRST TEAM

Yonder Alonso, 1B  
Jemile Weeks, 2B  
Mark Sobolewski, 3B  
Ryan Jackson, SS  
Blake Tekotte, OF  
Chris Hernandez, SP

#### SECOND TEAM

Eric Erickson, SP  
Carlos Gutierrez, RP

### 2009

#### FIRST TEAM

Kyle Bellamy, RP

#### SECOND TEAM

Yasmani Grandal, C  
Scott Lawson, 2B  
Chris Hernandez, SP

### 2010

#### FIRST TEAM

Yasmani Grandal, C  
Chris Hernandez, SP

#### SECOND TEAM

Scott Lawson, 1B  
Harold Martinez, 3B  
Daniel Miranda, RP

### 2011

#### SECOND TEAM

Nathan Melendres, OF

### 2012

#### FIRST TEAM

Peter O'Brien, C

#### SECOND TEAM

Eric Erickson, SP

### 2013

#### FIRST TEAM

Bryan Radziewski, SP

## ALL-ACC SELECTIONS

### 2014

#### FIRST TEAM

Chris Diaz, SP

#### SECOND TEAM

Dale Carey, OF  
Bryan Radziewski, SP  
Bryan Garcia, RP

#### THIRD TEAM

Zack Collins, C  
Willie Abreu, OF  
Andrew Suarez, SP

### 2015

#### FIRST TEAM

George Iskenderian, 2B  
David Thompson, 3B  
Zack Collins, DH/UT

#### SECOND TEAM

Thomas Woodrey, SP

#### THIRD TEAM

Garrett Kennedy, C  
Willie Abreu, OF  
Andrew Suarez, SP  
Bryan Garcia, RP

### 2016

#### FIRST TEAM

Zack Collins, C

#### SECOND TEAM

Johnny Ruiz, 2B

#### THIRD TEAM

Brandon Lopez, SS  
Willie Abreu, OF  
Carl Chester, OF

Michael Mediavilla, SP  
Bryan Garcia, RP

### 2017

#### SECOND TEAM

Jeb Bargfeldt, SP

### 2018

#### THIRD TEAM

Evan McKendry, SP

### 2019

#### SECOND TEAM

Michael Amditis, C  
Adrian Del Castillo, UT  
Brian Van Belle, SP

#### THIRD TEAM

Raymond Gil, 3B

### 2021

#### FIRST TEAM

Carson Palmquist, RP

#### THIRD TEAM

Adrian Del Castillo, C  
Christian Del Casitllo, OF  
Anthony Vilar, 2B

### 2022

#### FIRST TEAM

Carson Palmquist, SP  
Andrew Walters, RP

#### THIRD TEAM

Jacob Burke, OF  
CJ Kayfus, 1B  
Yohandy Morales, 3B



## ACC ALL-TOURNAMENT SELECTIONS

**2007**

Richard O'Brien, C

**2008**

Yonder Alonso, 1B

Jemile Weeks, 2B

Dave DiNatale, OF (MVP)

Blake Tekotte, OF

Chris Hernandez, P

**2010**

Harold Martinez, 3B

Michael Broad, UT/DH

**2011**

Zeke DeVoss, 2B

**2012**

Chantz Mack, OF

Eric Whaley, P

**2014**

Dale Carey, OF

**2015**

Christopher Barr, 1B

**2016**

Johnny Ruiz, 2B

Edgar Michelangeli, 3B



Yonder Alonso



Edgar Michelangeli

## RETIRED NUMBERS

### #1 RON FRASER

### HEAD COACH

"The Wizard of College Baseball." In a career spanning 30 years, the Nutley, N.J. native won just about everything, including NCAA national titles in 1982 and 1985. He left the coaching ranks as second-winningest all-time coach with a 1,271-438-9 (.747) record. His UM teams set a NCAA record with 20 consecutive playoff appearances. Fraser's expertise extended worldwide as well.

He got his coaching start with the Netherlands that spawned three European Championships. Fraser guided the 1973 United States team that won the world title. In 1987, he led the USA to three upsets of Cuba and ultimately a Silver Medal at the Pan American Games. On the international front, his crowning glory was becoming the first Team USA coach when baseball was a medal sport at the 1992 Summer Games. A 26-time coach of the year, he is a member of 10 halls of fame, including the first class inducted into the College Baseball Foundation Hall of Fame in 2006. Ron Fraser's uniform No. 1 was retired on April 24, 1993.

### #3 JIM MORRIS

### HEAD COACH

Known as "3," Jim Morris was one of the most successful head coaches in college baseball history with 1,594 career victories as a Division I skipper.

In 25 seasons at Miami, Morris won 1,090 games, made the NCAA postseason in 23 straight years, reached the College World Series 13 times and won National Championships in 1999 and 2001 and the ACC Baseball Regular Season Championship in 2008, 2014 and 2016.

A three-time national coach of the year and 2008 Atlantic Coast Conference Coach of the Year, Morris set an NCAA record for guiding a program to the CWS in each of his first six years at UM. In addition, Morris has won 17 of 23 NCAA Regional appearances at UM, including a record 13 straight to start his tenure in Coral Gables. Morris's jersey was retired in a pregame ceremony on March 8, 2019.

### #5 DOUG SHIELDS

### OF

In a stellar four-year career, Shields set a high standard for UM centerfielders for years to come. The Tampa, Fla., native set seven offensive records while leading the Hurricanes to the school's first national title in 1982.

Shields is UM's career leader in games played with 284 and ranks second in career at bats with 871. He ranks third in runs scored (238) and hits (271), and is 10th in career RBI with 165. After graduating with a degree in marketing, Shields was signed by the Montreal Expos. However, a knee injury short circuited his pro aspirations. In 1988, Shields was one of 11 founders of the UM's Hall of Fame locker room in the varsity clubhouse.

### #11 PAT BURRELL

### 3B

Pat Burrell is the only player in the history of University of Miami baseball to win the coveted Golden Spikes Award. He finished his UM career with the best batting average in school history, hitting .442 over his three-year career and first in slugging percentage at .886. Burrell finished second in career home runs with 61, second in total bases with 465, fifth in RBI with 187 and fourth in walks with 170.

His 1996 freshman campaign was one of the greatest seasons in college baseball history, hitting .484 with 23 home runs and 64 RBI on a team that finished runner-up for the national title. Burrell's sophomore season saw him finish with 21 home runs and a .409 average to go along with 76 RBI. He became Miami's first No. 1 overall pick in the Major League Draft in June of 1998 after hitting .432 with 17 home runs and 47 RBI in an injury-filled junior season.

### #12 MIKE FIORE

### OF

A four-year UM starter, Mike Fiore was a member of the 1988 gold medal-winning USA team. The gritty outfielder rewrote the Hurricanes' record book by setting 12 UM batting marks, including hits (341), runs (258), doubles (63), runs batted in (235) and total bases (506).

Fiore earned Freshman All-American honors in leading Miami to the 1985 NCAA crown and was a consensus All-American as a senior. He is also Miami's only Dick Howser Trophy winner, earning the honor in 1987 after leading UM to the College World Series in Omaha, Neb. Fiore completed his business degree on time in 1988, and following that season, was drafted and signed by the St. Louis Cardinals. For five seasons, he was the the Associate Director and General Manager for USA Baseball.

### #15 SKIP BERTMAN

### C/ASST COACH

The first Hurricane baseball coach to have his number retired is best known for taking raw talent and transforming it into wins for Miami and a professional prospect. Bertman served as an assistant under Ron Fraser from 1975-83. He was then named the Head Coach at Louisiana State where he quickly turned that program into a national powerhouse. He played for UM as a catcher and outfielder from 1958-60.

Bertman was also the head coach of the 1996 United States Olympic Baseball Team and is a member of the University of Miami Sports Hall of Fame. Bertman joined Fraser as an inaugural inductee into the College Baseball Foundation Hall of Fame in 2006.

## RETIRED NUMBERS

### #20 ORLANDO GONZALEZ

1B

Orlando Gonzalez's aggressive style of play at the plate and on the base paths led the Hurricanes to their first College World Series berth in 1974, a runner-up finish to Southern California. Gonzalez was named to the all-tournament team for his efforts at the CWS.

He won the 1974 Lefty Gomez Plate as the Outstanding Player in College Baseball as well as All-America honors by The Sporting News and the NCAA Coaches Association. He hit .338 with 38 stolen bases as a junior and .402 and 62 swipes as a senior in 1974. Drafted by Cleveland, he saw major league action with the Indians, As and Phillies.

### #23 CHARLES JOHNSON

C

Charles Johnson was a three-year letterman for the Hurricanes from 1990-92 and a first-team All-American by The Sporting News in his final season. He currently is listed in the record book in three offensive categories: triples in a season (first, 9), triples in a career (fifth, 12) and home runs in a career (ninth, 38).

Additionally, Johnson led the team in home runs in all three seasons in Coral Gables, as well as RBI in 1992. He was drafted by the Florida Marlins in the first round after his junior season in 1992 and enjoyed a MLB career that spanned 12 seasons.

### #25 RANDY GUERRA

1B/P

"Dandy Randy" was "Mister Do-It-All for UM", excelling on the mound and at bat from 1976 to 1979. He won 20 games as a hurler, but was best known as a long-ball hitting first baseman. Guerra finished his career in Coral Gables eighth on the career games played list with 238 appearances.

Guerra's consistency also landed him fifth on the career at bats chart with 839. During his four-year career, Guerra flashed excellent skills at the plate, finishing sixth in Miami history with 252 hits. He also finished tied for ninth with 50 career doubles and tied for seventh with 39 career home runs. Maybe the most impressive statistic of Guerra's career was his 427 career total bases, which ranks third in Hurricane history, and 234 RBI, which ranks second.

### #26 NEAL HEATON

P

Neal "The Heater" Heaton holds many of UM's pitching records, including victories in a season with 18 and strikeouts in a game with 23. He is second in career wins with 42, third in strikeouts in a season with 172 and third in career strikeouts 381.

In three years, 1979-81, Heaton was twice named an All-American and in 1981 was selected by the Cleveland Indians and made the parent club after just one year in the minors. Heaton was the first Hurricane to play in a big league all-star game.

### #29 STAN JAKUBOWSKI

P

In 1974, as a 19-year-old sophomore, the right hander posted a 16-3 record and dazzling 1.46 ERA while being named to the AABCA All-America and All-College World Series teams. At the CWS, Jakubowski hurled a nine-hit complete game over Harvard in the Hurricanes' first CWS game ever. Miami finished runner-up to USC in their first College World Series.

Jakubowski finished his Miami career with a 40-14 record, 27 complete games, 432 innings pitched and 1.81 ERA. His 27 complete games is still a Miami school record. He was also a member of the 1974 United States team which won the World Amateur Championship under Ron Fraser.

### #33 J.D. ARTEAGA

P/ASST COACH

J.D. Arteaga established himself as one of the greatest pitchers to ever take the mound at Mark Light Field. During his four-year career, Arteaga set school records for career starts (72) and victories (43). He is second all-time in innings pitched (458.1) and fifth in career strikeouts (343).

Arteaga ranks second in all-time College World Series starts, leading the Hurricanes to four appearances in Omaha. Arteaga was a 28th-round draft choice of the Mets in the 1997 MLB Draft. He retired in March of 2003 from professional baseball to become the pitching coach at his alma mater.

# ALL-TIME #PROCANES BY TEAM

## ARIZONA DIAMONDBACKS

PLAYER	POS	YEARS
Jorge Fabregas	C	1998
Chris Herrmann	C/OF	2016-17
Jon Jay	OF	2018, 2020
Peter O'Brien	OF	2015-16

## ATLANTA BRAVES

PLAYER	POS	YEARS
Brian Barton	OF	2009
Jorge Fabregas	C	1999

## BALTIMORE ORIOLES

PLAYER	POS	YEARS
Aubrey Huff	3B/DH	2007-09
Charles Johnson	C	1999-2000
Wayne Krenchicki	3B	1979-81
Mike Pagliarulo	3B	1993
Danny Valencia	3B/OF	2013, 2018
Jemile Weeks	2B	2014

## BOSTON RED SOX

PLAYER	POS	YEARS
Alex Cora	2B	2005-08
Chris Howard	P	1994
Al Richter	SS	1951, 1953
Danny Valencia	3B	2012
Jemile Weeks	2B	2014-15

## CHICAGO CUBS

PLAYER	POS	YEARS
Bobby Hill	2B	2002-03
Jon Jay	OF	2017
Scott Maine	P	2010-12

## CHICAGO WHITE SOX

PLAYER	POS	YEARS
Yonder Alonso	1B/DH	2019
Zack Collins	C	2019-21
Jorge Fabregas	C	1997
Alex Fernandez	P	1990-96
Yasmani Grandal	C	2020-2022
Romy Gonzalez	INF/OF	2021-2022
Chris Howard	P	1993
Jon Jay	OF	2019
Charles Johnson	C	2000
Nelson Santovenia	C	1992
Blake Tekotte	OF	2013

## CINCINNATI REDS

PLAYER	POS	YEARS
Yonder Alonso	1B/OF	2010-11
Danny Graves	P	1997-2005
Kenny Kelly	OF	2005
Wayne Krenchicki	3B	1982-85
Greg Vaughn	OF	1999

## CLEVELAND INDIANS

PLAYER	POS	YEARS
Yonder Alonso	1B	2018
Mike Armstrong	P	1987
Alex Cora	2B	2005
Orlando Gonzalez	1B/OF	1976
Danny Graves	P	1996-97, 2006
Neal Heaton	P	1982-86
Scott Maine	P	2012
Jason Michaels	OF	2006-08
Chris Perez	P	2009-13

## COLORADO ROCKIES

PLAYER	POS	YEARS
Yonder Alonso	1B	2019
Joe Grahe	P	1995
Charles Johnson	C	2003-04
Greg Vaughn	OF	2003

## DETROIT TIGERS

PLAYER	POS	YEARS
Bryan Garcia	P	2019-22
Aubrey Huff	DH	2009
Kurt Knudsen	P	1992-94
Wayne Krenchicki	3B	1983

## HOUSTON ASTROS

PLAYER	POS	YEARS
Buddy Harris	P	1970-71
Steve Hertz	3B	1964
Aubrey Huff	3B/OF	2006
Charlton Jimerson	OF	2005-06
Jason Michaels	OF	2009-11
Orlando Palmeiro	OF	2004-07

## KANSAS CITY ROYALS

PLAYER	POS	YEARS
Mike Armstrong	P	1982-83
Jorge Fabregas	C	2000
Neal Heaton	P	1992
Jon Jay	OF	2018
Ross Jones	SS	1987
Danny Rios	P	1998
Nelson Santovenia	C	1993
Danny Valencia	3B	2014

## LOS ANGELES ANGELS OF ANAHEIM

PLAYER	POS	YEARS
Jorge Fabregas	C	1994-97, '01-02
Joe Grahe	P	1990-94
Ryan Jackson	INF	2015
Jon Jay	OF	2021
Orlando Palmeiro	OF	1995-2002

## LOS ANGELES DODGERS

PLAYER	POS	YEARS
Tony Brewer	OF	1984
Alex Cora	2B	1998-2004
John Douglas	1B	1945
Charles Johnson	C	1998
Mike Metcalfe	OF	1998, 2000
Chris Perez	P	2014
Mike Piazza	C	1992-98
F.P. Santangelo	OF	2000
Yasmani Grandal	C	2015-18

## MIAMI MARLINS

PLAYER	POS	YEARS
Dave Berg	SS	1998-2001
Jorge Fabregas	C	1999
Alex Fernandez	P	1997-2000
Charles Johnson	C	1994-98, '01-02
Michael Neu	P	2004
Peter O'Brien	1B/OF	2018-19
Mike Piazza	C	1998
Gaby Sanchez	1B	2008-12

# ALL-TIME #PROCANES BY TEAM

## MILWAUKEE BREWERS

PLAYER	POS	YEARS
Ryan Braun	3B/OF	2007-20
Jorge Fabregas	C	2002
Gus Gandarillas	P	2001
Yasmani Grandal	P	2019
Neal Heaton	P	1992
Greg Vaughn	OF	1989-96

## MINNESOTA TWINS

PLAYER	POS	YEARS
Neal Heaton	P	1986
Chris Herrmann	C/OF	2012-15
Oscar Muñoz	P	1995
Mike Pagliarulo	3B	1991-93
Danny Valencia	3B	2010-12

## NEW YORK METS

PLAYER	POS	YEARS
Alex Cora	2B	2009-10
Jorge Fabregas	C	1998
Danny Graves	P	2005
Ross Jones	SS	1984
Mike Piazza	C	1998-2005

## NEW YORK YANKEES

PLAYER	POS	YEARS
Mike Armstrong	P	1984-86
Neal Heaton	P	1993
Mike Pagliarulo	3B	1984-89
Danny Rios	P	1997
Wade Taylor	P	1991
Jay Tessmer	P	1998-2000, 2002

## OAKLAND ATHLETICS

PLAYER	POS	YEARS
Yonder Alonso	1B	2016-17
Warren Bogle	P	1968
Orlando Gonzalez	1B/OF	1980
Chris Herrmann	C	2019
Michael Neu	P	2003
Mike Piazza	DH	2007
F.P. Santangelo	OF	2001
Danny Valencia	3B/OF/1B	2015-16
Jemile Weeks	2B	2011-13

## PHILADELPHIA PHILLIES

PLAYER	POS	YEARS
Pat Burrell	OF	2000-08
Orlando Gonzalez	1B/OF	1978
Joe Grahe	P	1999
Ryan Karp	P	1995, 1997
Jason Michaels	OF	2001-05

## PITTSBURGH PIRATES

PLAYER	POS	YEARS
Zack Collins	C	2022
Neal Heaton	P	1989-91
Bobby Hill	2B	2003-05
Jason Michaels	OF	2008
Gaby Sanchez	1B	2012-14

## SAN DIEGO PADRES

PLAYER	POS	YEARS
Yonder Alonso	1B/OF	2012-15
Mike Armstrong	P	1980-81
Cesar Carrillo	P	2009
Yasmani Grandal	C	2012-14

Jon Jay	OF	2016
Mike Pagliarulo	3B	1989-90
Mike Piazza	C	2006
Eddy Rodriguez	C	2012
Blake Tekotte	OF	2011-12
Greg Vaughn	OF	1996-98
Jemile Weeks	2B	2016

## SAN FRANCISCO GIANTS

PLAYER	POS	YEARS
Pat Burrell	OF	2010-11
Aubrey Huff	3B/OF	2010-12
F.P. Santangelo	OF	1999
Mike Schemer	1B	1945-46
Andrew Suarez	P	2018-20

## SEATTLE MARINERS

PLAYER	POS	YEARS
Yonder Alonso	1B	2017
Chris Herrmann	C	2018
Charlton Jimerson	OF	2007-08
Ross Jones	SS	1986
Jim Maler	1B	1981-83
Danny Valencia	3B/1B/OF	2017

## ST. LOUIS CARDINALS

PLAYER	POS	YEARS
Brian Barton	OF	2008
John Fulgham	P	1979-80
Ryan Jackson	INF	2012-13
Jon Jay	OF	2010-15
Orlando Palmeiro	OF	2003
Chris Perez	P	2008-09

## TAMPA BAY RAYS

PLAYER	POS	YEARS
Pat Burrell	OF	2009-10
Aubrey Huff	3B/OF	2000-06
Charles Johnson	C	2005
Kenny Kelly	OF	2000
Greg Vaughn	OF/DH	2000-02

## TEXAS RANGERS

PLAYER	POS	YEARS
Alex Cora	2B	2010
Chris Howard	P	1995
Mike Pagliarulo	3B	1995

## TORONTO BLUE JAYS

PLAYER	POS	YEARS
Dave Berg	SS	2002-04
Zack Collins	C	2022
Danny Valencia	3B/OF	2014-15

## WASHINGTON NATIONALS

PLAYER	POS	YEARS
Alex Cora	2B	2011
Neal Heaton	P	1987-88
Kenny Kelly	OF	2005
Wayne Krenchicki	3B	1986
F.P. Santangelo	OF	1995-98
Nelson Santovenia	C	1987-91

# ALL-TIME MLB DRAFT PICKS

## PRE-DRAFT ERA (through 1964)

YEAR	RD	PICK	NAME, POSITION	TEAM
1956 (1)	FA	—	Tommy Adams, OF	Phillies
1959 (1)	FA	—	Ed Harrison, OF	Indians
1962 (1)	FA	—	Larry Wilson, 1B	Athletics
1963 (1)	FA	—	Ernie Yaroshuk, OF	Phillies
1964 (2)	FA	—	Elmer Harris, P	White Sox
	FA	—	Bobby Ward, RHP	Cubs

## DRAFT ERA (1965-current)

YEAR	RD	PICK	NAME, POSITION	TEAM
1965 (1)	34	531	Bob Biletnikoff, OF <sup>^</sup>	Athletics
1966 (2)	1S	17	Bob Biletnikoff, OF	Yankees
	6	102	Warren Bogle, LHP <sup>A</sup>	Athletics
1967 (5)	1%	13	Fred Kampf, RHP <sup>A</sup>	Athletics
	4%	73	Warren Bogle, LHP	Athletics
	5%	96	Thomas Brown, SS	Giants
	7%	134	James Goodwin, RHP	Indians
	10%	172	Robert Yingling, 2B	Athletics
1968 (6)	1%	7	Larry Pyle, OF <sup>A</sup>	Braves
	1%	15	Buddy Harris, RHP	Astros
	3S	44	Fred Kampf, RHP <sup>A</sup>	Mets
	4%	72	Fred Kampf, RHP	Athletics
	FA	—	John Danchik, RHP	Red Sox
	FA	—	Dick Stureman, 3B	Mets
1969 (3)	1S	2	Larry Pyle, OF	Yankees
	7	155	Jorge Maduro, C	Yankees
	25	578	Thom Lehman, LHP	Astros
	FA	—	Tony Barletta, C	Dodgers
1970 (1)	2%	26	Joel Green, SS	Cubs
1971 (4)	5S	105	John Bush, OF	Brewers
	24	568	Terry Brown, LHP	Giants
	FA	—	Tom Borzecki, LHP	Giants
1972 (2)	2S	29	Vincent Roberto, OF	Brewers
	FA	—	Ferris French, RHP	Red Sox
1973 (4)	FA	—	Bob Bartlett, P	Mets
	FA	—	Ralph Edwards, C	Tigers
	FA	—	Rick Patrylo, RHP	Cubs
	FA	—	Wally Pontiff, LHP	Rangers
1974 (6)	1S	24	Mike Armstrong, RHP	Reds
	2S	26	Witt Beckman, OF	Padres
	18	410	Orlando Gonzalez, 1B	Indians
	35	664	Rick Reichle, 3B	Orioles
	FA	—	Benny Castillo, 2B	Expos
	FA	—	Manny Trujillo, OF	Indians
1975 (6)	2%	32	James Crosta, SS	White Sox
	3S	53	Tom Baxter, RHP	Reds
	27	613	Craig Thorpe, RHP	Pirates
	FA	—	Jerry Brust, RHP	Angels
	FA	—	Rick D'Innocenzio, OF	Giants
	FA	—	Tom Holliday, C	Pirates
1976 (6)	1S	7	Wayne Krenchicki, SS	Orioles
	1S	15	John Fulgham, RHP	Cardinals
	12	280	Pat Callahan, C <sup>A</sup>	Yankees
	28	623	Rick Montoni, OF <sup>A</sup>	Braves
	FA	—	Stan Jakubowski, RHP	Pirates
	FA	—	Bill Malpas, 2B	Reds
1977 (4)	1%	9	Steve Lerner, LHP	Orioles
	8	205	Pat Callahan, C	Yankees
	14	339	Rick Montoni, OF	White Sox
	FA	—	Gavin Long, RHP	Brewers
1978 (7)	1S	5	Jim Maler, 1B	Mariners
	3	73	Augie Ruiz, LHP	Dodgers
	19	485	Howie Shapiro, IF <sup>A</sup>	Rangers
	21	522	Randy Guerra, IF <sup>A</sup>	Brewers
	25	602	Humberto Acosta, OF	Brewers
	FA	—	Kevin Ruffler, C	Astros
	FA	—	Tony Vila, RHP	Royals

1979 (9)	11	261	Mark Batten, RHP	Mariners
	13	333	Ron Batter, C	Royals
	14	363	Randy Guerra, 1B	Yankees
	19	482	Alfredo Rodriguez, IF	Padres
	37	841	Howie Shapiro, 2B	Cubs
	FA	—	Erol Akchurin, RHP	Yankees
	FA	—	Tony Brewer, OF	Yankees
	FA	—	George Persandi, LHP	Twins
	FA	—	Wes Robbins, 2B	Yankees
1980 (8)	1	9	Ross Jones, SS	Dodgers
	9	233	Matt Tyner, OF	Orioles
	14	357	Bob Bastian, RHP	Angels
	18	459	Jeff Morrison, LHP	Tigers
	24	602	Matt Minium, OF	Indians
	43	831	Luis Duarte, C	Indians
	FA	—	Dave Biscaglia, C	Reds
	FA	—	Paul Hundhammer, IF	Red Sox
1981 (10)	1S	3	Rob Murphy, LHP	Reds
	1	26	Frank Castro, C	Padres
	2	39	Neal Heaton, LHP	Indians
	6	155	Mike Pagliarulo, 3B	Yankees
	8	194	Brian Silva, RHP	Indians
	13	325	Tom Gil, OF	Pirates
	14	363	Mike Browning, RHP	Yankees
	19	473	Jeff Morrison, LHP	Padres
	FA	—	Rob Biagini, RHP	Giants
	FA	—	Alex DeJesus, 1B	Expos
1982 (7)	1S	2	Scott Parsons, OF	Padres
	1%	19	Nelson Santovenia, C	Expos
	18	459	Mike Kasprzak, RHP	Astros
	24	612	Sam Sorce, RHP	Rangers
	29	731	Doug Shields, OF <sup>A</sup>	Rangers
	FA	—	Eddie Escobedo, RHP	Athletics
	FA	—	Mickey Williams, OF	Giants
1983 (14)	2S	37	Eduardo Gonzalez, C	Rangers
	2%	33	Mark Bauer, RHP	Athletics
	8	202	Dave Eichborn, RHP	Dodgers
	10	238	Danny Smith, LHP	Reds
	10	243	Bill Wrona, SS	Mariners
	16	397	Orlando Artiles, OF	Athletics
	20	519	Phil Lane, OF <sup>A</sup>	Brewers
	25	620	Calvin James, OF <sup>A</sup>	Cubs
	28	688	Camilo Pascual, RHP	Athletics
	FA	—	Pat Griffin, P	Tigers
	FA	—	Steve Lusby, 1B	Angels
	FA	—	Mike Sanicola, OF	Yankees
	FA	—	Mitch Seoane, IF	Yankees
	FA	—	Javier Velazquez, OF	Dodgers
1984 (8)	2	52	Rob Souza, RHP	Tigers
	6	149	Clarke Lange, 3B	Astros
	7S	175	Robert Smith, RHP	Blue Jays
	16	414	Phil Lane, OF	Yankees
	19	478	Juan Yancof, RHP	Twins
	21	543	Darren Mandel, C	Yankees
	29	702	Doug Shields, OF	Expos
	FA	—	Frank Russo, RHP	Reds
1985 (7)	8	210	Don Rowland, 2B	Tigers
	13	326	Calvin James, OF	Astros
	13	340	Alain Patenaude, RHP	Tigers
	18	459	Rick Raether, RHP <sup>A</sup>	Angels
	30	760	Kevin Sheary, RHP <sup>A</sup>	Cardinals
	FA	—	Jon Leake, 3B	Brewers
	FA	—	Willie Martinez, 1B	Orioles
1986 (7)	1%	4	Greg Vaughn, OF	Brewers
	6	137	Rick Raether, RHP	Rangers
	13	317	Dan Davies, LHP	Indians
	25	628	Kevin Sheary, RHP	Mariners
	FA	—	Chris Howard, LHP	Yankees
	FA	—	Gus Meizoso, LHP	Rangers
	FA	—	Kevin Ryan, RHP	Dodgers

# ALL-TIME MLB DRAFT PICKS

1987 (5)	22	560	Mike Parks, RHP	Dodgers	46	1283	Denis Pujals, RHP <sup>A</sup>	Yankees		
	22	574	Chris Lee, RHP	Astros	1996 (15)	<b>3</b>	<b>88</b>	<b>Alex Cora, SS</b>	<b>Dodgers</b>	
	53	1203	David Taylor, OF	Yankees	6	158	Jim Gargiulo, C	Cardinals		
	FA	—	Mike Gibbons, RHP	Expos	9	274	Denis Pujals, RHP	Devil Rays		
	<b>FA</b>	<b>—</b>	<b>Wade Taylor, RHP</b>	<b>Yankees</b>	10	299	Rudy Gomez, 2B	Yankees		
	<b>5</b>	<b>125</b>	<b>Joe Grahe, RHP<sup>A</sup></b>	<b>Athletics</b>	17	503	John Kertis, RHP	Rangers		
	<b>9</b>	<b>239</b>	<b>Kurt Knudsen, RHP</b>	<b>Tigers</b>	17	514	Mike DeCelle, OF	Devil Rays		
	15	392	Mike Fiore, OF	Cardinals	18	537	Allen Westfall, RHP	Mariners		
	20	507	Kirk Dulong, 3B	Angels	28	825	T.R. Marcinczyk, 1B	Athletics		
	26	669	Jorge Robles, 2B	Mariners	37	1088	Clint Weibel, RHP	Cardinals		
	28	715	Frank Dominguez, C	Angels	43	1272	Eddie Rivero, OF	Phillies		
	30	774	Trevor Weeks, C	Reds	43	1273	Kenard Lang, 1B <sup>A</sup>	White Sox		
	30	779	Will Vespe, 1B <sup>A</sup>	Twins	45	1320	Tris Moore, OF	Tigers		
	53	1291	Doug DeKock, C	Expos	54	1516	J.D. Artega, LHP <sup>A</sup>	Pirates		
	<b>62</b>	<b>1390</b>	<b>Mike Piazza, C</b>	<b>Dodgers</b>	57	1570	Juan Galban, LHP	Braves		
1989 (8)	FA	—	Steffen Majer, RHP	Cardinals	60	1596	Ryan Grimmett, OF <sup>A</sup>	Mariners		
	<b>2</b>	<b>39</b>	<b>Joe Grahe, RHP</b>	<b>Angels</b>	1997 (9)	7	234	Eddy Reyes, RHP	Devil Rays	
	<b>20</b>	<b>514</b>	<b>F.P. Santangelo, SS</b>	<b>Expos</b>	<b>15</b>	<b>464</b>	<b>Jason Michaels, OF<sup>A</sup></b>	<b>Cardinals</b>		
	26	666	Jose Trujillo, 2B	Cardinals	16	504	Laz Gutierrez, LHP <sup>A</sup>	Rays		
	60	1420	Rey Noriega, OF	Yankees	18	535	Ryan Grimmett, OF	Tigers		
	FA	—	Henry Hernandez, 1B	Cardinals	22	655	Mandy Jacomino, OF	Tigers		
	FA	—	Mike Hinde, OF	Twins	26	780	J.D. Artega, LHP	Mets		
	FA	—	Will Vespe, OF	Indians	44	1301	Brad Brewer, SS	Angels		
	FA	—	Larry Walker, C	Yankees	FA	—	Mike Lopez-Cao, C	Devil Rays		
	<b>1</b>	<b>4</b>	<b>Alex Fernandez, RHP</b>	<b>White Sox</b>	1998 (8)	<b>1</b>	<b>1</b>	<b>Pat Burrell, 3B</b>	<b>Phillies</b>	
	<b>5</b>	<b>136</b>	<b>Oscar Muñoz, RHP</b>	<b>Twins</b>	2	47	Robbie Morrison, RHP	Royals		
	26	714	Shawn Purdy, RHP <sup>A</sup>	Athletics	3	96	Alex Santos, RHP <sup>A</sup>	Dodgers		
	FA	—	Juan Flores, C	Brewers	<b>4</b>	<b>104</b>	<b>Jason Michaels, OF</b>	<b>Phillies</b>		
	FA	—	Chris Hirsch, C	Expos	<b>5</b>	<b>162</b>	<b>Aubrey Huff, 3B</b>	<b>Devil Rays</b>		
	1991 (7)	<b>1</b>	<b>34</b>	<b>Jorge Fabregas, 3B</b>	<b>Angels</b>	8	248	Todd Ozias, RHP	Giants	
16		428	Shawn Purdy, RHP	Angels	13	387	Laz Gutierrez, LHP	Tigers		
<b>22</b>		<b>569</b>	<b>Ryan Karp, LHP<sup>A</sup></b>	<b>Braves</b>	FA	—	German Alvarez, OF	Braves		
<b>33</b>		<b>871</b>	<b>Orlando Palmeiro, OF</b>	<b>Angels</b>	1999 (7)	<b>2</b>	<b>66</b>	<b>Bobby Hill, SS<sup>A</sup></b>	<b>White Sox</b>	
39		1014	Maurice Crum, C	Brewers	3	96	Russ Jacobson, C	Phillies		
FA		—	Scott Lucas, LHP	Brewers	4	115	Alex Santos, RHP	Devil Rays		
FA		—	Mike Tosar, 2B	Mets	7	216	David Gil, RHP <sup>A</sup>	Phillies		
1992 (9)		<b>1</b>	<b>28</b>	<b>Charles Johnson, C</b>	<b>Marlins</b>	<b>29</b>	<b>878</b>	<b>Michael Neu, RHP</b>	<b>Reds</b>	
		<b>3</b>	<b>94</b>	<b>Gus Gandarillas, RHP</b>	<b>Twins</b>	FA	—	Darryl Roque, RHP	Expos	
		5	139	Jeff Alkire, LHP	Cardinals	FA	—	Brian Seever, OF	Angels	
		9	242	Ryan Karp, LHP	Yankees	2000 (5)	<b>2</b>	<b>43</b>	<b>Bobby Hill, SS</b>	<b>Cubs</b>
		17	469	Jonathon Smith, OF	Mets	3	93	David Gil, RHP	Reds	
		FA	—	Chris Anderson, IF	Angels	14	416	Manny Crespo, OF	Mariners	
		FA	—	Kevin DiGiacomo, 1B	Indians	40	1200	Mark Walker, OF	Giants	
		FA	—	Gino DiMare, OF	Red Sox	44	1314	Kevin Brown, 1B <sup>A</sup>	Red Sox	
	FA	—	Frank Mora, C	Mets	2001 (13)	2	54	Mike Rodriguez, OF	Astros	
	8	214	Jose Prado, RHP	Dodgers	4	121	Chris Sheffield, RHP	Blue Jays		
	10	272	Silvio Censale, LHP	Phillies	4	132	Brian Walker, LHP	Mets		
	<b>38</b>	<b>1079</b>	<b>Dave Berg, 2B</b>	<b>Marlins</b>	<b>5</b>	<b>146</b>	<b>Charlton Jimerson, OF</b>	<b>Astros</b>		
	44	1238	Chad Rupp, 1B	Twins	7	207	Tom Farmer, RHP	Tigers		
	FA	—	Danny Rios, RHP	Yankees	11	330	Marcus Nettles, OF	Padres		
	1994 (9)	FA	—	Rick Ellstrom, IF	Padres	16	488	Mike DiRosa, C	Diamondbacks	
2		55	Kenny Henderson, RHP <sup>A</sup>	Expos	17	507	Dan Smith, RHP	Tigers		
<b>3</b>		<b>76</b>	<b>Mike Metcalfe, SS</b>	<b>Dodgers</b>	19	585	Kevin Brown, 1B	Braves		
<b>4</b>		<b>101</b>	<b>Danny Graves, RHP</b>	<b>Indians</b>	28	831	Troy Robertson, RHP <sup>A</sup>	Rangers		
10		278	Bruce Thompson, OF <sup>A</sup>	Cardinals	37	1112	Kris Clute, 2B	Marlins		
15		425	Sean Duncan, LHP	White Sox	FA	—	Greg Lovelady, C	Marlins		
21		569	Alex Miranda, 1B	Athletics	FA	—	Alex Prendes, LHP	Red Sox		
21		581	Eric Morgan, RHP	Mariners	2002 (7)	5	135	Kevin Howard, 3B	Reds	
33		904	Luis Hernandez, 2B	Mets	5	144	Javy Rodriguez, SS	Angels		
45		1238	Walter Owens, OF	Indians	11	322	Kiki Bengochea, RHP	Rangers		
5		117	Kenny Henderson, RHP	Padres	15	457	Matt Dryer, 1B	Giants		
11		284	Danny Buxbaum, 1B	Angels	21	632	T.J. Prunty, RHP	Twins		
12		327	Bruce Thompson, OF	Giants	23	692	Danny Matienzo, C <sup>A</sup>	Twins		
13		341	Rick Gama, 2B	Padres	47	1394	Troy Robertson, RHP	Mets		
<b>19</b>		<b>534</b>	<b>Jay Tessmer, RHP</b>	<b>Yankees</b>	2003 (1)	35	1040	Jim Burt, 1B <sup>A</sup>	Blue Jays	
1995 (10)	30	838	Jason Adge, RHP	Indians	2004 (7)	2	54	Erick San Pedro, C	Expos	
	31	866	Ricky Gonzalez, C	Indians	10	299	Adam Ricks, 2B	White Sox		
	36	1002	Adam Finnieston, OF	Royals	19	554	Jim Burt, 1B	Mets		
	42	1176	Pete DeMorejon, RHP	White Sox	26	771	J.D. Cockroft, LHP	Rangers		



# ALL-TIME MLB DRAFT PICKS

2005 (10)	38	1133	Richard Giannotti, OF	Angels	7	214	Dale Carey, OF	Nationals			
	40	1207	Danny Figueroa, OF^	Athletics	9	256	Bryan Radziewski, LHP	Astros			
	<b>FA</b>	—	<b>Brian Barton, OF</b>	<b>Indians</b>	10	296	Javi Salas, RHP	Brewers			
	<b>1</b>	<b>5</b>	<b>Ryan Braun, 3B</b>	<b>Brewers</b>	21	629	Tyler Palmer, OF	Angels			
	<b>1</b>	<b>18</b>	<b>Cesar Carrillo, RHP</b>	<b>Padres</b>	40	1186	Alex Hernandez, 2B	Astros			
	<b>4</b>	<b>126</b>	<b>Gaby Sanchez, C</b>	<b>Marlins</b>	2015 (5)	<b>2</b>	<b>61</b>	<b>Andrew Suarez, LHP</b>	<b>Giants</b>		
	9	273	Paco Figueroa, 2B	Orioles	4	119	David Thompson, 3B	Mets			
	10	305	Chiqui Chirino, LHP	White Sox	7	211	George Iskenderian, 3B	Brewers			
	23	685	Brendan Katin, OF	Brewers	14	432	Garrett Kennedy, C	Dodgers			
	24	711	Vince Bongiovanni, RHP	Diamondbacks	16	485	Ricky Eusebio, OF	Mariners			
2006 (7)	34	1022	Brandon Camardese, LHP	Reds	2016 (7)	<b>1</b>	<b>10</b>	<b>Zack Collins, C</b>	<b>White Sox</b>		
	43	1289	Danny Figueroa, OF	Orioles	6	170	Willie Abreu, OF	Rockies			
	<b>FA</b>	—	Dan Touchet, RHP	Rangers	<b>6</b>	<b>175</b>	<b>Bryan Garcia, RHP</b>	<b>Tigers</b>			
	<b>1</b>	<b>42</b>	<b>Chris Perez, RHP</b>	<b>Cardinals</b>	10	303	Brandon Lopez, SS	Twins			
	<b>2</b>	<b>74</b>	<b>Jon Jay, OF</b>	<b>Cardinals</b>	15	447	Danny Garcia, LHP	Mariners			
	4	111	Ricky Orta, RHP	Mariners	18	545	Jacob Heyward, OF	Giants			
	8	233	Tommy Giles, OF	Dodgers	28	847	Johnny Ruiz, 2B^	Astros			
	<b>19</b>	<b>576</b>	<b>Danny Valencia, 3B</b>	<b>Twins</b>	2017 (2)	12	349	Carl Chester, OF	Rays		
	<b>20</b>	<b>594</b>	<b>Eddy Rodriguez, C</b>	<b>Reds</b>	24	716	Jesse Lepore, RHP	Rockies			
	<b>23</b>	<b>678</b>	<b>Scott Maine, LHP^</b>	<b>Rockies</b>	2018 (6)	11	341	Frankie Bartow, RHP	Nationals		
2007 (6)	<b>6</b>	<b>193</b>	<b>Scott Maine, LHP</b>	<b>Diamondbacks</b>	18	528	Romy Gonzalez, 3B	White Sox			
	8	271	Manny Miguelez, LHP	Tigers	18	544	Andrew Cabezas, RHP	Twins			
	30	921	Danny Gil, RHP	Astros	28	825	Danny Reyes, OF	Tigers			
	34	1024	Enrique Garcia, RHP^	Cubs	29	855	Jeb Bargfeldt, LHP	Tigers			
	48	1402	Walter Diaz, SS	Indians	34	1025	Michael Mediavilla, LHP	Brewers			
	<b>FA</b>	—	Roger Tomas, SS	Tigers	2019 (5)	9	278	Evan McKendry, RHP	Rays		
	<b>1</b>	<b>7</b>	<b>Yonder Alonso, 1B</b>	<b>Reds</b>	15	451	Greg Veliz, RHP	Angels			
	<b>1</b>	<b>12</b>	<b>Jemile Weeks, 2B</b>	<b>Athletics</b>	21	640	Michael Amditis, C	Indians			
	1	27	Carlos Gutierrez, RHP	Twins	26	791	Mark Mixon, RHP	Dodgers			
	2	66	Dennis Raben, OF	Mariners	40	1213	Tyler Keysor, RHP^	Brewers			
2008 (8)	<b>3</b>	<b>101</b>	<b>Blake Tekotte, OF</b>	<b>Padres</b>	2020 (5)	1	33	Slade Cecconi, RHP	Diamondbacks		
	4	129	Mark Sobolewski, 3B	Blue Jays	2	46	Chris McMahon, RHP	Rockies			
	24	719	Enrique Garcia, RHP	Reds	2	53	Freddy Zamora, SS	Brewers			
	26	786	Adan Severino, OF	Twins	<b>FA</b>	—	Brian Van Belle, RHP	Red Sox			
	5	144	Jason Hagerty, C	Padres	<b>FA</b>	—	Tyler Keysor, RHP	Reds			
	<b>5</b>	<b>159</b>	<b>Ryan Jackson, SS</b>	<b>Cardinals</b>	2021 (4)	2	67	Adrian Del Castillo, C	Diamondbacks		
	5	163	Kyle Bellamy, RHP	White Sox	6	171	Jake Smith, RHP	Angels			
	<b>6</b>	<b>192</b>	<b>Chris Herrmann, C</b>	<b>Twins</b>	15	480	Anthony Vilar, C	Padres			
	20	620	Eric Erickson, LHP^	Cubs	<b>FA</b>	—	Daniel Federman, RHP	Orioles			
	28	841	Dave DiNatale, OF	Rockies	2022 (6)	3	88	Carson Palmquist, LHP	Rockies		
36	1073	John Housey, RHP	Mariners	4		122	Alex McFarlane, RHP	Phillies			
37	1122	David Gutierrez, RHP^	Twins	9		261	Maxwell Romero Jr., C	Nationals			
46	1400	Glenn Cook, OF (football)	Cubs	11		361	Jacob Burke, OF	White Sox			
<b>1</b>	<b>12</b>	<b>Yasmani Grandal, C</b>	<b>Reds</b>	17		514	Jacob Garland, RHP	Athletics			
7	233	Chris Hernandez, LHP	Red Sox	18		527	Andrew Walters, RHP^	Orioles			
18	555	David Gutierrez, RHP	Twins								
29	881	Scott Lawson, 2B	Rays								
30	919	Iden Nazario, LHP	Cardinals								
2	90	Harold Martinez, 3B	Phillies								
3	98	Zeke DeVoss, OF	Cubs								
2010 (5)	8	260	Danny Miranda, LHP	Cardinals	<b>Key:</b> Players selected in June Draft unless otherwise noted. Only one draft (June Draft) following the 1987 season. The first draft was held in 1965. Prior to that players just signed professional contracts.  <b>Bold</b> - played or plays in the Major Leagues ^ - Returned to school \$ - Selected in January draft % - June Secondary draft						
	16	500	Travis Miller, RHP	Cardinals							
	17	513	Nathan Meledres, OF	Mariners							
	32	984	Sam Robinson, LHP	Rangers							
	42	1263	David Villasuso, C	Mariners							
	<b>2</b>	<b>94</b>	<b>Peter O'Brien, C</b>	<b>Yankees</b>							
	7	238	E.J. Encinosa, RHP	Giants							
	8	264	Stephen Perez, SS	Nationals							
	20	611	Steven Ewing, LHP	Mariners							
	34	1057	Eric Erickson, LHP	Yankees							
2011 (7)	<b>FA</b>	—	Rony Rodriguez, OF	Cubs							
	<b>FA</b>	—	Cade Kreuter, IF	Padres							
	21	619	Eric Nedeljkovic, RHP	Rockies							
	29	867	Chantz Mack, OF	Mariners							
	29	875	Bryan radziewski, LHP^	Cardinals							
	38	1130	Javi Salas, RHP^	Brewers							
	<b>FA</b>	—	Alex San Juan, C	Rockies							
	<b>2</b>	<b>57</b>	<b>Andrew Suarez, LHP^</b>	<b>Nationals</b>							
	5	163	Chris Diaz, LHP	Braves							
2012 (7)											
2013 (5)											
2014 (7)											

**Key:** Players selected in June Draft unless otherwise noted. Only one draft (June Draft) following the 1987 season. The first draft was held in 1965. Prior to that players just signed professional contracts.

## Bold - played or plays in the Major Leagues

<sup>A</sup> - Returned to school

\$ - Selected in January draft

% - June Secondary draft

# ALL-TIME BASEBALL LETTERMEN

## A

Abrams, Sam	2011, 2013-15
Abreu, Willie	2014-16
Acosta, Humberto	1977-78
Adams, Tommy	1953-56
Adams, Larry	1948
Addison, Brent	1986
Adge, Jason	1995
Adler, Jim	1951
Akchurin, Erol	1977-78
Albir, Marcelo	2003-04, 06
Alfonso, Gus	1998
Alfonso, Raudel	2005-06
Alonso, Yonder	2006-08
Allen, Connor	2018
Allen, Jon	2004
Alkire, Jeff	1989-92
Alvarez, Bob	1952-53
Alvarez, German	1997-98
Alvarez, Ryan	2016
Amditis, Michael	2017-19
Anderson, Chris	1988, 90-92
Archer, John	1961-62
Arguelles, Anthony	2021-22
Armstrong, Mike	1973
Arrieta, Fadul	1992-93
Arteaga, J.D.	1994-97
Artiles, Orlando	1982-83

## B

Baldoni, Fred	1947-50
Baldor, Nico	2017
Bargfeldt, Jeb	2017-18
Barkett, Matt	2002-03
Barletta, Tony	1969-70
Barnes, George	1964
Barquin, Tony	1980-81
Barr, Christopher	2013, 2015-17
Barrett, Pat	1970-71
Bartell, John	1958-60
Bartlett, Bob	1971-73
Bastian, Bob	1980
Barton, Brian	2003-04
Bartow, Frankie	2016-18
Batista, Randy	2016-17
Battaglia, Tom	1971
Battaglia, Vince	1970-71
Batten, Mark	1976-79
Batter, Ron	1978-79
Bauer, Mark	1983
Baxter, Tom	1974
Beal, Stuart	1954
Beasley, Sean	1996
Beauprez, Derik	2014-15

Beckman, Witt	1972-75
Beer, Irv	1953
Beish, Greg	1971
Bellamy, Kyle	2007-09
Bengochea, Kiki	2000-02
Benoit, Jerry	1951-53
Berg, Dave	1992-93
Berry, Steve	1973
Berry, Red	1959-61
Berryman, Dick	1947-48
Bertani, Fred	1963-65
Berthelot, Eric	1993
Bertman, Skip	1958-60
Best, Gary	1992
Biagini, Rob	1980-81
Biletnikoff, Bob	1965
Bisceglia, Dave	1980
Blackman, Ted	2009-10
Blanco, Alex	2002-04
Blank, Jerry	1946
Blanton, Ed	1946
Blanton, Jack V.	1946
Bodanza, Spencer	2020-21
Boden, Eddie	1948-49
Bogle, Warren	1966-67
Boguszewski, Hank	1973
Bongiovanni, Vince	2002-05
Bonofiglio, Mario	1954
Booth, Dean	1960-61
Borgese, Jeff	1989
Born, Chad	2021
Borowicz, Ray	1971
Borzecki, Tom	1968-71
Bossory, John	1963-65
Brady, John	1962-65
Brande, Luis	1975-76
Brannan, Ryan	1994-95
Braun, Ryan	2003-05
Bravo, Eddie	1968-69
Brenan, Mike	1958-59
Breslof, Steve	1974-75
Brewer, Tony	1978-79
Brewer, Bob	1957-59
Brewer, Brad	1997
Briggi, Danny	2015
Broad, Michael	2010-13
Brooks, Walt	1979
Brown, Clint	1992
Brown, Kevin	1998-01
Brown, Tom	1967
Brown, Terry	1970-72
Browning, Mike	1981
Bruce, Wayne	1973
Bruckner, Dan	1987-88
Brust, Jerry	1974-75
Buchowski, Barry	2016-17
Bundrick, Brian	1996

Burke, Jacob	2022
Burmester, Lou	1980
Burnett*	1946
Burns, Michael	2017-18
Burrell, Bill	1950-51
Burrell, Pat	1996-98
Burt, Jim	2001-04
Burton, Tim	1996
Bush, Todd	1990-91
Buxbaum, Danny	1994-95

## C

Cabezas, Andrew	2016-18
Callahan, Pat	1976-77
Cameron, Rusty	1970
Campbell, Whitey	1947-50
Camardese, Brandon	2002-05
Canevari, Dan	1979
Cannizzaro, Frank	1996
Carapella, Al	1949-50
Carey, Dale	2011-14
Carmona, Yordani	2020
Carr, Dave	1982-83
Carrier, Lorenzo	2022
Carrillo, Cesar	2004-05
Cartaya, Oscar	1997
Carter, Dick	1951-52
Carter, Kevin	1983-84
Cash, Charlie	1984
Casoria, Len	1955-56
Castillo, Benny	1971-74
Castro, Frank	1979-81
Catalino,*	1963
Caudle, Jim	1953, 57
Cecconi, Slade	2019-20
Censale, Silvio	1991-93
Chaney, Joe	1977
Channell, Ryan	1999
Chefas, John	1963
Chester, Carl	2015-17
Chirino, Chiqui	2003-04
Cianchini, Elliot	1989-90
Clark, Jim	1947
Clark, Al	1984
Cloonan, Dylan	2018-19
Clute, Kris	1998-01
Cockroft, J.D.	2001-04
Cohn, Andrew	2001-04
Colasanti, Art	1966
Coleman, Greg	1990-93
Collazo, Lazaro	1985
Collins, John	1965-66
Collins, Zack	2014-16
Conley, Jeff	1982
Connell, Jerry	1953
Contreras, Ed	1957-59

## ALL-TIME BASEBALL LETTERMEN

Cook, Jeremy	2018-19
Cooper, Rob	1993
Cora, Alex	1994-96
Cortina, Bucky	1948-50, 52
Crespo, Manny	1998-00
Crocitto, Peter	2015-16
Crosbie, Chad	2019-20
Crosta, Jim	1973-75
Crow, Dean	1992
Crum, Maurice	1990-91
Cucuzza, John	1973
Cuervo, Bernie	1993

### D

D'Innocenzio, Rick	1974-75
Danchik, John	1966-68
Dangel, Al	1958-60
Davies, Dan	1983-86
Davison, James	2017
Day, Steve	1990-91
Deardorff, Lou	1951-52
DeBold, Luke	1999-02
DeBold, Rusty	1985-86
DeCelle, Michael	1996
Deem, Cliff	1967-69
Dehlinger, Rick	1978
DeJesus, Alex	1978-81
DeKock, Doug	1987-88
DeKreon, Bob	1955
Del Castillo, Adrian	2019-21
Del Castillo, Christian	2021
Del Giudice, Rick	1977-80
Del Rio, Ted	1951-52
Deliz, Chico	1960-62
DeMola, Oscar	1975
Dermigny, Sam	1946
Desmond, Bill	1948-50
DeVoss, Zeke	2010-11
Diaz, Carlos	2014
Diaz, Chris	2012-14
Diaz, Rick	1978-79
Diaz, Sebastian	2014-15
Diaz, Walter	2005
Diego, Kevin	2007
DiGiacomo, Kevin	1990-92
DiFalco, Joe	1972-73
DiGiammarino, Larry	1960
DiMare, Gino	1989-92
DiMare, Richard	1962
DiNatale, Dave	2007-09
Dini, Greg	2002-03
DiRosa, Mike	1999-01
Dixon, Ryan	2002-03
Dollar, Toby	1994
Dominguez, Frank	1985-88
Donahue, Karl	1950-52

Dorish, Dave	1991-92
Dryer, Matt	1999-01
Duarte, Lou	1979
Dubberly, Jordan	2021-22
Duffin, Tom	1986
Dulom, Kirk	1986-87, 89
Duncan, Sean	1994
Dunkle, Sheldon	1956-58
Dyshuk, Pete	1951

### E

Eccleston,*	1963
Edwards, Ralph	1973
Egnatuk, Wally	1980
Eich, Gene	1964
Eich, Dennis	1962-64
Eichhorn, Dave	1983
Ellena, Greg	1983-86
Ellison, Ernie	1949
Ellstrom, Rick	1992-93
Encinoso, E.J.	2010-12
Epstein, Daniel	2016-18
Erickson, Eric	2007-08, 10, 12
Erickson, Greg	1990
Erwin, Mat	1994
Escala, Willy	2018-19
Escribano, Eddie	1979-80, 82
Espinal, Luis	2021
Esquivel, Lale	1997, 99-00
Estrada, Bobby	1979
Eusebio, Ricky	2013-2015
Ewing, Steven	2010-12

### F

Fabregas, Jorge	1989-91
Fahy, Thomas	1961
Fairweather, Jamar	2021
Fanaro, Carl	1963
Farrell, Jon	1990
Farmer, Tom	1998-01
Fauci, Steve	1985
Federman, Daniel	2018-21
Feeney, Patrick	2005
Feldman, Richard	1976-77
Feldman, Robert	1976-77
Ferguson, Dave	1980
Ferguson, John	1947
Fernandez, Alex	1989
Fernandez, Alexander	2012-13
Ferrara, Tony	1949-51
Fieger, Brad	2011-2014
Fieler, Ralph	1949
Figueroa, Danny	2002-05
Figueroa, Paco	2002-05
Finnieston, Adam	1995

Fiore, Mike	1985-88
Fischer, Ed	1974
Fitch, Bob	1963
Fitzgerald, Mike	1964-65
Fleizach, Frank	1998
Flick, Vaugn	1973-75
Flores, Juan	1989-90
Floyd, Rick	1973-74
Flynn, Bobby	1972-75
Fordyce, Larry	1967-68
Foster, Harvey	1962-64
Franantonio, Frank	1948
Frank, Adam	2021
Frear, Fred	1954
Freitas, Nick	2006-07
French, Ferris	1968-70
Frese, Roger	1957
Frey, Eric	1974
Fuko, Dean	1971-73
Fulgham, John	1975

### G

Gale, Dino	1976, 79
Gali, Brandon	2017
Gallagher, Terry	1977-81
Gallo, Hadrian	1984
Gallo, Ronaldo	2022
Gama, Rick	1993-95
Gandarillas, Gus	1992
Gankofskie, Rich	1977
Garabedian, Alex	2005
Garcia, Ariel	2022
Garcia, Bryan	2014-16
Garcia, Danny	2014-16
Garcia, Enrique	2007-2008
Gargiulo, Jim	1994-96
Garland, Jake	2020-22
Garrigus, Carl	1953-55
Garvey, Ed	1968-70
Gates, JP2019-22	
Gawenda, Chris	2006, 08
George, Bobby	1970-71
Gerroty, Dick	1946-49
Ghaul, Harry	1946-47
Giacoboni, Dom	1956-58
Gianini, Jim	1969
Giannotti, Richard	2002-04
Gibbons, Mike	1986-87
Gifford, Ron	1972-83
Gil, Danny	2004-07
Gil, David	1997-00
Gil, Raymond	2018-21
Gil, Tom	1981
Giles, Tommy	2006
Gill, Rob 1976-77	
Girona, Frank	1951

# ALL-TIME BASEBALL LETTERMEN

Golding, Rob	1957
Gomez, Joe	2016-17
Gomez, Rudy	1994-96
Gomez, Tito	1966-68
Gonsalves, Lou	1950-51
Gonzalez, Dorian	1994-96
Gonzalez Jr, Dorian	2021
Gonzalez, Orlando	1973-74
Gonzalez, Renzo	2022
Gonzalez, Ricky	1995
Gonzalez, Roger	2013
Gonzalez, Romy	2016-18
Goodwin, Jim	1967
Graham, Norman	1959-61
Grahe, Joe	1987-89
Grandal, Yasmani	2008-10
Grandinette, Frank	2013
Graves, Danny	1992-94
Green, Toby	1963-65
Green, Joel	1969-71
Grey, William	1962-65
Griffen, Pat	1983
Grimmett, Ryan	1994-97
Grundy, Jerad	2010
Guerra, Randy	1976-79
Guerra, Rene	2008-09
Guerra, Ryan	2016-17
Gullette, Leigh	1976-80
Gutierrez, Carlos	2005-08
Gutierrez, David	2007-10
Gutierrez, Gaby	2022
Gutierrez, Laz	1996-98
Guttman, Maury	1958

## H

Hacker, T.J.	2003
Hagerty, Jason	2007-09
Hambleton, Denny	1947-50
Hammond, Cooper	2014-18
Hammonds, Paul	1975-76
Hand, Frank	1948-50, 52
Hansen, Russ	1977
Hansen, Thomas	1962
Harris, Elmer	1962-64
Harrison, Ed	1956-58
Hart, Chris	1984-85
Hattis, Bill	1974-75
Hearn, H.C.	1956-57
Heaton, Neal	1979-81
Heaton, Scott	1982
Heffer, Larry	1961-62
Heiser, Rick	1986
Helmer, Robert	2004
Helmstetter, Chuck	1968-70
Henderson, Kenny	1992-95
Herman, Dave	1971-72

Hernandez, Alex	
Hernandez, Bob	
Hernandez, Chris	
Hernandez, Ernie	
Hernandez, Henry	
Hernandez, Luis	
Herrera, Jace	
Herrmann, Chris	
Heyman, Grant	
Heyward, Jacob	
Hill, Bobby	
Hinckle, Claude	
Hinde, Mike	
Hines, Wayne	
Hirsch, Chris	
Hoelker, Chad	
Hoff, Eddie	
Hogan, Bill	
Hogden, *	
Holka, Doug	
Holliday, Tom	
Honiot, Andy	
Hooft, Joey	
Horgen, David	
Housey, John	
Howard, Chris	
Howard, Kevin	
Howell, Greg	
Huguet, George	
Huff, Aubrey	
Hughes, Bobby	
Hundhammer, Paul	

## I

Incardona, Joe	1972
Iskenderian, George	2015
Izarra, Jose	2021

## J

Jackson, Ryan	2007-09
Jacobsen, Chris	1993
Jacobson, Russ	1997-99
Jacomino, Mandy	1997
Jakubowski, Stan	1973-76
James, Calvin	1981-85
James, Harvey	1946
Jay, Jon	2004-06
Jenkins, Tony	2018-21
Jezeq, Laddie	1967-69
Jimerson, Charlton	1998-01
Johnson, Charles	1990-92
Johnston, J.B.	1953
Jones, JD	2022
Jones, Rick	1965-67

2013-2014	
1987-88	
2008-10	
1976	
1987-89	
1991-94	
2013	
2009	
2013	
2014-16	
1997-99	
1972	
1989	
1962-65	
1988-90	
1992-95	
1995-96	
1976	
1949	
1969-72	
1974-75	
2015	
2002-04	
1957-59	
2007-09	
1986	
2000-02	
1997-00	
2001-04	
1997-98	
1959-61	
1979-80	

Jones, Ross	1979-80
Jordan, Bert	1981
Joseph, Pete	1988

## K

Kahn, *	1967
Kahn, Gary	1971
Kairis, Ed	1946-48
Kamalsky, Matt	1998-99
Kampf, Fred	1967-68
Karp, Ryan	1991
Kasprzak, Mike	1981-82
Katin, Brendan	2004-05
Kaufman, Teddy	2007
Kavanaugh, Dan	1960-62
Kayfus, CJ	2021-22
Kazan, Marty	1952-53
Keller, Chuck	1979
Kelly, Charles	1947
Kennedy, Garrett	2012-15
Keysor, Tyler	2019-20
Kicheski, Bob	1952-53
Kirkpatrick, Norm	1981
Kish, Dave	1961-63
Kissell, Larry	1947-48
Kissner, Albie	1976
Knight, Terry	1966
Knighten, Willie	1984
Knott, Dave	1974-77
Knowles, Greg	1988-91
Knowles, Dale	1984
Knudsen, Kurt	1988
Koronis, Alex	2007-08
Kosek, Rick	1984-85
Kossak, Vince	2012-13
Kostopolis, Andy	1954
Kotzen, Frank	1960-62
Kouchalokos, Pete	1946-47
Kowalski, Ed	1953
Krenchicki, Wayne	1973-75
Kreuter, Cade	2012-13
Kruijs, Eddie	1982-84
Krull, Joe	1946
Kutner, Mike	1978-81

## L

Lala, Jordan	2019-21
Landis, David	1959
Lane, Andrew	2003-06
Lane, Kam	2018
Lane, Phil	1982-84
Lange, Clarke	1984
Larkin, Mike	1969-72
Larsen, Al	1956

## ALL-TIME BASEBALL LETTERMEN

Larson, Forrest	1972	Marino, Nick	1949	Morrison, Robbie	1996-88
Lauck, Josh	2020	Marnhout, Jack	1953-55	Muelhausen, Jim	1969-72
Lawroski, John	2013-14	Marsicano, Al	1971-73	Munoz, Oscar	1988-90
Lawson, Scott	2009-10	Martaniuk, Henry	1954	Munroe, Alex	2020-21
Leake, Jon	1984-85	Martin, Jim	1952-53	Munson, Robb	1984
Leary, Jack	1951	Martinelli, Ron	1989	Murnak, Richard	1961-62
Lee, Chris	1986-87	Martinez, Harold	2009-11	Murphy, Larry	1953-55, 57
Leehive, Dennis	1966	Martinez, Javier	1974	Musa, Isaiah	2016
Lehman, Thom	1967-69	Martinez, Willie	1984-85		
LePore, Babe	1948-50	Matienzo, Danny	2000-02	N	
Lepore, Jesse	2015-17	Mastrolonardo, David	1996	Nalepa, Anthony	2007-08
Lerner, Steve	1975, 77	Matthews, Jack	1954-57	Napp, Larry	1967-68
Leve, Chuck	1968-70	Maude, Mike	1980-81	Nazario, Iden	2008-10
Levenson, Zach	2022	Maury Jr., Albert	2017,19-20	Ndeljkovic, Eric	2012-13
Levin, Andrew	1961	Maza, Ralph	1969-72	Nebel, Norm	1959
Levy, Harold	2008	McClain, Bill	1960	Nelson, Joe	1984-87
Lewis, John	1959-60	McElaney, *	1947	Nettles, Marcus	1999-01
Ligon, Karson	2022	McGoldrick, Joe	1973	Neu, Michael	1999
Lindquist, Chet	1954-55	McFarlane, Alex	2020-22	Newman, Brad	2003
Lison, Gus	1941, 49	McKendry, Evan	2017-19	Newman, Roger	1956-58
Litz, Norman	1951	McLean, Jon	2005-06	Nichols, Jack	1954
Llanes, Juan	1991-92	McMahon, Chris	2018-20	Nicholson, Rick	1975-76
LoMedico, Phil	1974-75	Meagher, Joe	1949-52	Nobles, Charlie	1965
Long, Gavin	1976-77	Mediavilla, Michael	2015-18	Noce, John	1985-86
Long, Jacoby	2021-22	Mederos, Jarred	2012	Norbert, Ted	1957
Lopez, Brandon	2013-16	Mederos, Victor	2021	Norcross, Robert	1966
Lopez, Ricky	1991	Meizoso, Gus	1983-86	Noriega, Rey	1988-89
Lopez-Cao, Andrew	1997-98	Melendres, Nathan	2009-11	Novak, Andy	1947-50
Lopez-Cao, Mike	1994-97	Mell, Vic 1946		Nugent, Nick	1955-56
Lorenzo, Al	1983	Menendez, Gus	2006-07	Nykoluk, Kevin	1996
Losch, Jack	1953-55	Mestre, Marc	1994-96		
Lovecchio, Joe	2010	Metcalfe, Mike	1993-94	O	
Lovelady, Greg	1998-01	Meyer, Devin	2016	O'Boyle, Leo	1951-54
Lucas, Scott	1990-91	Michaels, Jason	1997-98	O'Brien, George	1974
Ludwig, Edward	1962	Michelangeli, Edgar	2014-17	O'Brien, Peter	2012
Lusby, Steve	1982-83	Migulez, Manny	2005-07	O'Brien, Richard	2006-07
Lynch, Chris	1975-76	Miller, George	1975	O'Brien, Bob	1985-86
		Miller, Rich	1966-67, 69	O'Malley, Marty	1975
		Miller, Travis	2009-11	Olen, Randy	1969-72
		Milliken, Kenneth	1962	Orta, Ricky	2004-06
		Minium, Matt	1980	Otero, Ryan	2013-15
		Minter, Alan	1961-62	Owens, Walter	1994
		Miranda, Alex	1991-94	Ozias, Todd	1997-98
		Miranda, Daniel	2009-11		
		Mitchell, Nelson	1964-65	P	
		Mixon, Mark	2019	Pacheco, Albert	1986-88
		Monashkin, Al	1949-50	Pagley, Vince	1952-54
		Monte, Neale	1968-70	Pagliarulo, Charlie	1981
		Montoni, Rick	1976-77	Pagliarulo, Mike	1979-81
		Moore, Chet	2019-20	Paige, Tyler	2018-20
		Moore, Tris	1995-96	Palm, Stanley	1987-88
		Mora, Frank	1990-92	Palmeiro, Orlando	1990
		Morales, Yohandy	2021-22	Palmer, Tyler	2012-14
		Moretti, Gene	1951-53		
		Morgan, Eric	1994		
		Morris, J.R.	1993		
		Morrison, Jeff	1978-81		

## HISTORY

## Q

## ALL-TIME BASEBALL LETTERMEN

[illegible]

\* First name not available



# ATTENDANCE HISTORY

## HOME ATTENDANCE

YEAR	G	W-L	TOTAL	AVG
1973	40	32-8	33,906	848
1974	39	35-4	37,239	955
1975	42	36-6	41,181	981
1976	36	30-6	47,412	1,317
1977	45	36-9	51,258	1,139
1978	39	34-5	55,687	1,428
1979	50	46-4	81,028	1,621
1980	49	42-7	92,353	1,885
1981	51	48-3	163,261	3,201
1982	49	39-9	157,653	3,217
1983	57+	47-9	139,843	2,453
1984	53+	36-15	118,937	2,244
1985	57	48-9	136,249	2,390
1986	42	36-6	123,425	2,937
1987	39	25-13	80,862	2,073
1988	53+	36-15	133,153	2,512
1989	45+	36-8	127,616	2,836
1990	46*	39-8	143,052	3,110
1991	44*	38-7	119,342	2,712
1992	50	44-6	161,495	3,230
1993	42	33-9	63,075	1,502
1994	43	37-6	82,637	1,922
1995	43	35-9	95,570	2,172
1996	42	38-4	71,991	1,714
1997	41*	36-6	80,720	1,969
1998	45	39-6	103,310	2,291
1999	41	32-8	106,685	2,602
2000	41	32-8	81,442	1,986
2001	46	35-11	123,680	2,688
2002	41	24-17	78,926	1,925
2003	41*	32-8	99,805	2,554
2004	48*	42-7	112,680	2,302
2005	36	29-7	81,742	2,271
2006	34*	22-13	61,909	1,821
2007	36	25-11	72,620	2,017
2008	36	25-11	104,930	2,914
2009	33	23-11	71,162	2,170
2010	37	28-9	115,604	3,124
2011	34	23-11	98,430	2,895
2012	37	25-12	92,967	2,512
2013	37	27-10	97,515	2,635
2014	38	26-12	101,296	2,738
2015	41	36-5	109,256	2,665
2016	40	34-6	118,177	2,954
2017	33	20-13	86,632	2,707
2018	33	19-14	82,681	2,583
2019	34	25-9	83,241	2,448
2020	14	11-3	38,015	2,715
2021S	25	18-7	15,928	637
2022	39	29-10	117,760	3,019

\* - Doubleheader

+ - Exhibitions not counted in win/loss record

\$ - Capacity limited to COVID-19 protocols

## COMBINED ATTENDANCE

YEAR	TOTAL	HOME	AWAY
1981	228,966	163,261	63,705
1982	251,405	157,653	93,732
1983	169,011	139,843	29,168
1984	161,619	118,937	42,682
1985	238,043	136,249	101,794
1986	247,792	123,425	124,304
1987	149,755	80,162	68,893
1988	198,069	133,153	64,916
1989	223,049	127,616	95,433
1990	191,749	143,052	48,697
1991	210,037	119,342	90,692
1992	247,388	161,495	85,893
1993	109,276	36,075	46,201
1994	162,696	82,637	80,059
1995	197,843	95,570	102,273
1996	200,560	71,991	128,569
1997	209,577	80,720	128,857
1998	210,642	103,130	107,512
1999	237,130	106,685	130,445
2000	134,088	81,442	52,646
2001	244,753	123,680	121,073
2002	145,223	78,926	66,297
2003	208,139	99,805	116,862
2004	220,642	112,837	107,805
2005	154,072	81,742	72,330
2006	216,261	61,909	154,352
2007	152,576	72,620	79,956
2008	231,956	104,930	127,026
2009	134,664	71,612	63,052
2010	194,038	115,604	78,434
2011	163,487	98,430	65,057
2012	153,857	92,967	60,890
2013	148,793	97,515	51,278
2014	159,027	101,296	57,731
2015	233,682	109,256	124,426
2016	206,838	118,177	88,661
2017	146,790	86,632	60,158
2018	131,636	82,681	48,955
2019	163,100	83,241	79,859
2020	41,635	38,015	3,620
2021S	47,419	15,928	31,491
2022	173,909	117,760	56,149

## TOP HOME CROWDS

CROWD	OPP. (SCORE)	DATE
1) 8,277	Texas (W, 5-3)	Sat, 2/9/86
2) 7,347	FSU (L, 4-6)	Sat, 4/19/03
3) 7,268	#FSU (W, 14-6)	Sat, 5/23/81
4) 6,688	#Florida (W, 8-6)	Sun, 5/24/81
5) 6,638	FSU (W, 10-8)	Sat, 5/6/89
6) 6,566	FSU (L, 6-14)	Sat, 5/3/86
7) 6,537	Florida (W, 6-5)	Sat, 3/7/92
8) 6,524	FSU (L, 2-9)	Sat, 5/8/82
9) 6,482	FSU (W, 7-3)	Sat, 5/4/90
10) 6,452	Arizona St. (L, 3-4)	Fri, 2/4/83

# - NCAA Tournament game

## TOP THREE-GAME SERIES

CROWD	OPPONENT	DATES
1) 19,062	Florida St.	4/18/08-4/20/08
2) 19,049	Florida St.	5/4/90-5/6/90
3) 16,802	Florida St.	5/2/86-5/4/86
4) 16,597	Florida St.	3/3/81-3/6/81
5) 16,244	Florida St.	5/3/91-5/4/91
6) 16,494	Arizona St.	2/4/83-2/6/83
7) 15,858	Florida St.	4/23/10-4/25/10
8) 15,199	Florida St.	4/24/92-4/26/92
9) 15,090	Florida St.	5/5/89-5/7/89
10) 14,441	Florida St.	5/6/88-5/8/88

## TOP CROWDS BY DAY

DAY	CRO	OPP.	DATE
Monday	6,161	Orioles	4/6/81
Tuesday	6,025	#Florida	5/28/85
Wednes.	5,775	Florida	3/22/89
Thursday	5,481	#Minnesota	5/21/81
Friday	6,482	Florida State	5/4/90
Saturday	8,277	Texas	2/9/86
Sunday	6,737	#Florida	5/24/81

# - NCAA Tournament game

## TOP CWS CROWDS

CROWD	OPP. (SCORE)	DATE
1) 26,530	LSU (W, 9-5)	6/19/04
2) 26,337	Florida (L, 3-15)	6/13/15
3) 26,327	Texas (L, 2-13)	6/14/03
4) 26,241	Ore. St. (L, 1-8)	6/20/06
5) 25,715	Arizona (L, 1-5)	6/18/16
6) 25,417	Ore. St. (W, 12-1)	6/17/06
7) 25,240	S. Car. (L, 11-15)	6/22/04
8) 24,859	Bama (W, 8-1)	6/13/99
9) 24,857	Fullerton (L, 3-6)	6/21/04
10) 24,740	Ariz. St. (L, 2-9)	5/31/98

# UNIVERSITY OF MIAMI SPORTS HALL OF FAME

Randy Ableman (diving coach)

**Jeff Alkire (baseball)**

Hal Allen (football coach)

Will Allen (basketball)

Patrina Allen (track & field)

**Yonder Alonso (baseball)**

Ottis Anderson (football)

Jodi Appelbaum Steinbauer (tennis)

Ray Arky (football)

Jessie Armstead (football)

**J.D. Arteaga (baseball)**

Woody Austin (golf)

Dr. Bowman F. Ashe (UM president)

**Kevin Brown (baseball)**

Terea Brown (track)

Rod Ashman (football, basketball)

Wilbert Bach (sports information)

Pete Banaszak (football)

Mike Barnes (football)

Micheal Barrow (football)

Rick Barry (basketball)

Wayne Beckner (basketball)

Tom Beier (football)

Ray Bellamy (football)

Bill Bennett (track)

Lloyd Bennett (track and swimming coach)

Albert Bentley (football)

Sharon Berg (swimming)

**Stanley "Skip" Bertman (baseball coach)**

Al Besselink (men's golf)

**Warren Bogle (baseball)**

Don Bosseler (football)

Bennie Blades (football)

Octavia Blue (women's basketball)

Megan Bradley (women's tennis)

**Ryan Brown (baseball)**

Melvin Bratton (football)

Melissa Briley-Mieras (diving)

Jay Brophy (football)

Chanivia Broussard (women's basketball)

Eddie Brown (football)

Eric Brown (basketball)

Jerome Brown (football)

Phillip Buchanon (football)

Janet Buchanan-Kerr (swimming)

Dr. Charles Burbacher (team doctor)

**Pat Burrell (baseball)**

Andrew Burrow (tennis)

Jim Burt (football)

Britney Butcher (women's soccer)

Edward "Red" Cameron (football, boxing)

**Whitey Campbell (football, basketball, baseball,**

**and football and baseball coach)**

Lela Cannon (golf coach)

Al Carapella (football)

Lane Carico (volleyball)

**Cesar Carrillo (baseball)**

Rubin Carter (football)

**Sy Chadroff (basketball, baseball)**

Tabia Charles (women's track)

Nick Chickillo (football)

Rob Chudzinski (football, coach)

Davian Clarke (track & field)

Tony Cline (football)

Audra Cohen (tennis)

Julius Cohen (basketball)

Larry Coker (football coach)

Dan Connors (football)

**Ed Contreras (baseball)**

Horace Copeland (track)

**Alex Cora (baseball)**

Jim Cox (football)

Pat Cramer (tennis)

Tony Cristiani (football)

Nathaniel Crosby (golf)

Maurice Crum (football)

Fran Curci (football, football coach)

Don Curnutt (basketball)

Dominique Darden (women's track)

**Don Davies (baseball)**

Paul Dee (athletic director)

Amy Deem (women's track coach)

Bill Deering (track and field)

Dr. Mickey Demos (boxing)

Paul Desjardins (golf)

Bill Diaz (swimming coach)

Eddie Dibbs (tennis)

Carl DiBernardo (boxing)

Jim Dooley (football, track)

Ken Dorsey (football)

Lin Dunn (women's basketball coach)

**Eddie Dunn (football, basketball, baseball, coach)**

Gary Dunn (football)

Ian Duvenhage (women's tennis coach)

Eddie Edwards (football)

Steve Edwards (basketball)

July Eller (golf)

Craig Erickson (football)

Dennis Erickson (football)

Lee Evans (reporter)

**Jorge Fabregas (baseball)**

Kevin Fagan (football)

Conny Falk (tennis)

Jeff Feagles (football)

**Alex Fernandez (baseball)**

Jaime Fillol (tennis)

**Mike Fiore (baseball)**

Chuck Foreman (football)

Dawn Frady (swimming)

Bubba Franks (football)

**Ron Fraser (baseball coach)**

Abe Friedman (basketball)

George Gallett (sports information)

Luis Garcia (tennis)

Greg Garlich (diving)

Cleveland Gary (football)

Charlie George (football)

**Harry Ghoul (football, baseball)**

**David Gil (baseball)**

Bryan Gilooly (diving)

Doris Glenn Easterly-Richards (diving)

Ron Godfrey (basketball coach)

Tom Gompf (swimming coach)

Joaquin Gonzalez (football)

**Orlando Gonzalez (baseball)**

Frank Gore (football)

**Joe Grahe (baseball)**

**Yasmani Grandal (baseball)**

**Danny Graves (baseball)**

**Dr. Joel Green (baseball)**

Lise Gregory (tennis)

Matt Gribble (swimming)

**Randy Guerra (baseball)**

Andy Gustafson (football coach, ath. director)

Jack Hackett (football)

Bruce Hale (basketball coach)

Leonard Hamilton (basketball)

Penny Hammel (women's golf)

John Hammil (tennis)

Jack Harding (football coach, ath. director)

Robin Harmony (women's basketball)

Dennis Harrah (football)

Tim Harris (track)

Doris Hart (tennis)

Al Harum (tennis)

Janet Hass (women's tennis)

Bill Hawkins (football)

**Neal Heaton (baseball)**

Johnny Hemsley (basketball)

Ted Hendricks (football)

Jeannie Hebert-Truax (women's basketball)

Devin Hester (football)

Dr. Bill Heuson (golf coach)

Dick Hickox (basketball)

Alonzo Highsmith (football)

**Bobby Hill (baseball)**

Randal Hill (football)

Charlie Hodgson (swimming coach)

Kym Hope (women's basketball)

Carlos Huerta (football)

**Aubrey Huff (baseball)**

Isabella Hutchinson (women's athletics)

Michael Irvin (football)

James Jackson (football)

**Stan Jakubowski (baseball)**

Edgerrin James (football)

**Calvin James (baseball)**

Don James (football)

Harvey James (football)

Tamara James (women's basketball)

Tim James (basketball)

Sam Jankovich (ath. director)

**Jon Jay (baseball)**

Jenny Keim Johansen (diving)

Andre Johnson (football)

**Charles Johnson (baseball)**

Jack Johnson (football)

Jimmy Johnson (football coach)

Shenise Johnson (basketball)

James Jones (basketball)

K.C. Jones (football)

Daphne Jongejans-Bousquet (diving)

Art Kehoe (football, football coach)

Jim Kelly (football)

Cortez Kennedy (football)

Tracy Kerdyk (golf)

Walter Kichefski (football, coach)

Bill Kimbrough (football)

Tom Kearns (football, basketball, boxing)

Chuck Klein (football)

Bernie Kosar (football)

Dr. Jenny Krawec (women's rowing)

**Wayne Krenchicki (baseball)**

Ferne Labati (women's basketball)

# UNIVERSITY OF MIAMI SPORTS HALL OF FAME

## Phil Lane (baseball)

Jim Larranaga (basketball coach)  
Don Latimer (football)  
Lenny Layland (diving)  
Ann Laughlin (golf)

## Thom Lehman (baseball)

Denny Leonard (football, boxing)  
Dale Lewis (tennis coach)  
Ray Lewis (football)  
Steve Lichtner (swimming)  
Ron Lippett (football)

## Jack Losch (football, baseball, track)

Greg Louganis (diving)  
William "Bunny" Lovett (boxing, coach)  
William C. Lufler (tennis coach)  
Melinda Lyverse (swimming)

## Jorge Maduro (baseball)

Dr. Harry Mallios (football, athletic director)  
Gordon Malloy (football)  
Rodney Mandelstam (tennis, soccer)  
Chris Mantilla (diving)  
Fred Marion (football)  
Greg Mark (football)  
Don Mariutto (football)  
Leo Martin (football)  
Russell Maryland (football)  
Pete Mastellone (football)  
Bob Masterson (football, boxing)  
Jack McClinton (basketball)  
Mike McCoy (basketball)  
Yolanda McCray (track and field)

Frank McDonald (football)  
Willis McGahee (football)  
Stephen McGuire (football)  
Bryant McKinnie (football)  
Ryan McNeil (football)  
Rusty Medearis (football)  
Katie Meier (basketball coach)  
Rich Mercier (football)

## Jason Michaels (baseball)

Bill Miller (football)  
Danny Miller (football)  
Tina Miller Lloyd (women's golf)  
George Mira Sr. (football)  
George Mira Jr. (football)  
Dan Morgan (football)  
Hart Morris (football, basketball coach)  
Ed Morris (basketball)

## Jim Morris (baseball coach)

## Jeff Morrison (baseball)

## Robbie Morrison (baseball)

Cathy Morse (golf)  
Aaron Moser (track)  
Jerry Moss (tennis)  
Santana Moss (football)  
Winston Moss (football)  
Gardnar Mulloy (tennis, and coach)  
Wyllesheia Myrick (track)  
Jack Nelson (swimming, and coach)  
Connie Nickel (administration)  
Scott Nicolas (football)  
John Noppenberg (football)  
Jim Otto (football)  
Burgess Owens (football)

## Mike Pagliarulo (baseball)

Dean Panaro (men's swimming and diving)  
Norm Parsons (administration, coaching)  
Kevin Patrick (football)  
Vicki Plowden (women's basketball)  
Constantin Popa (men's basketball)  
Clinton Portis (football)  
Tom Pratt (football)

## Larry Pyle (baseball)

## Rick Roether (baseball)

Rio Ramirez (diving)  
Joaquim Rasgado (tennis)  
Ed Reed (football)  
Billy Regan (boxing coach)  
Ronni Reis-Bernstein (tennis)  
Ros Riach (women's tennis)  
Maria Rivera (women's basketball)  
Patti Rizzo (golf)

## Javy Rodriguez (baseball)

Antrel Rolle (football)  
Brett Romberg (football)

## Al "Flip" Rosen (football, baseball)

Gaither Rosser (swimming)  
Tyce Routsen (diving)

## Dr. Francis "Whitey" Rouviere (football, baseball)

Ed Rubinoff (tennis)  
Gillian Russell (track)  
Art Saey (Boxing, football)  
John Salmons (men's basketball)

## Alex Santos (baseball)

Warren Sapp (football)  
Frances Savage (women's basketball)  
Sam Scarnecchia (football)  
Vinnie Scavo (Associate AD/trainer)  
Howard Schnellenberger (football coach)  
Sid Schwartz (men's tennis)

Leon Searcy (football)

Harold Sears (football)

Pancho Segura (tennis)

## Kevin Sheary (baseball)

## Doug Shields (baseball)

Jeremy Shockey (football)  
Todd Sievers (football)

Archie Slaton (boxing)

## Danny Smith (baseball)

Darrin Smith (football)  
Don Smith (football)  
Frank Smith (football)  
Willie Smith (football)

## Sam Sorce (baseball)

Don Soldinger (coach)  
Roberta A. Speer (golf)  
Gene Stage (basketball)  
Brittney Steinbruch (soccer)  
Daniel Stubbs (football)  
Mike Sullivan (football)  
Tom Sullivan (football)  
Bob Tatarek (football)  
Sean Taylor (football)

## Jay Tessmer (baseball)

Vinny Testaverde (football)  
Lamar Thomas (football)  
Ron Thorne (track)  
Valeria Tipiana (volleyball)  
John "Red" Tobin (football, basketball)

Gino Torretta (football)  
Armand "Stitch" Vari (football and coach)  
Jesse Vassallo (swimming)  
Laura Vallverdu (women's tennis)  
Jon Vilma (football)

Brittany Viola (diving)  
Rachel Violet (tennis)  
Steve Walsh (football)  
Mike Ward (track & field coach)  
Marshall Wayne (diving)  
Reggie Wayne (football)  
Ed Weisacosky (football)  
Earl Welbaum (track and field)  
Dave Wike (coach, trainer)  
Vince Wilfork (football)

David Wilkie (swimming)  
Darryl Williams (football)  
D.J. Williams (football)  
Kevin Williams (football)  
Lauryn Williams (track and field)  
Riquna Williams (basketball)  
Wendy Williams (women's diving)

## Larry Wilson (football, baseball)

Kellen Winslow (football)  
Mike Wittman (men's basketball)  
Nick Wolcuff (football, boxing, wrestling)

## William Wrona (baseball)

Jodi Yambor (swimming)

## Ernie Yaroshuk (baseball)

# TEAM RECORDS

## BATTING - SEASON

### AT BATS

1.	2,698	1983
2.	2,656	1985
3.	2,432	1984
4.	2,517	1982
5.	2,362	1997
6.	2,356	2015
7.	2,325	1980
8.	2,320	1981
9.	2,253	2006
10.	2,239	1988

### RUNS

1.	643	1985
2.	637	1998
3.	632	1982
4.	615	1983
5.	607	2000
6.	605	1974
7.	600	1997
8.	595	1984
9.	567	1996
10.	564	1980

### HITS

1.	794	1985
2.	790	1983
3.	770	1984
4.	769	1997
5.	766	1996
6.	742	1982
7.	727	1998
8.	724	1999
	724	2015
10.	712	2004

### BATTING AVERAGE

1.	.343	1996
2.	.335	1998
3.	.333	1999
4.	.330	2004
5.	.326	1997
6.	.323	2000
7.	.321	2005
8.	.320	2008
9.	.315	2003
10.	.314	2002

### DOUBLES

1.	171	1985
2.	168	1997
3.	156	1983
4.	152	1996
5.	147	1984
6.	145	1992
7.	140	1988
8.	136	2004
9.	135	2008
	135	1981

### TRIPLES

1.	40	1990
2.	35	1980
3.	34	1985
4.	33	1981
	33	1993
6.	29	1988
7.	28	1973
	28	1982
9.	27	1983
10.	26	1975
	26	1992

### HOME RUNS

1.	139	1998
2.	106	2008
	106	2010
4.	104	1999
5.	96	1982
6.	92	1984
7.	91	1996
8.	88	1983
9.	85	1997
	85	2019

### TOTAL BASES

1.	1,302	1998
2.	1,259	1983
3.	1,238	1997
4.	1,237	1985
5.	1,229	1984
	1,229	1996
7.	1,212	1982
8.	1,202	2008
9.	1,187	1999
10.	1,133	2004

### RUNS BATTED IN

1.	588	1998
2.	560	1982
3.	553	1985
4.	548	1984
5.	541	1997
6.	529	1983
7.	522	1996
8.	517	2008
9.	493	1999
10.	491	2004

### SLUGGING PERCENTAGE

1.	.601	1998
2.	.550	1996
3.	.547	1999
4.	.541	2008
5.	.525	2004
6.	.524	1997
7.	.516	2010
8.	.511	2000
9.	.490	2003
10.	.487	2005

### WALKS

1.	529	1983
2.	505	1982
3.	493	1980
4.	451	1985
5.	432	1998
6.	417	1977
	417	1986
8.	416	1976
9.	414	1984
10.	409	1981

### STRIKEOUTS

1.	529	2018
2.	485	1998
3.	481	2010
4.	476	2016
5.	475	2019
6.	471	2017
7.	466	2000
8.	464	2021
9.	459	1999
	459	1992

# TEAM RECORDS

## STOLEN BASES

1.	231	1985
2.	228	2001
3.	216	1979
4.	201	1981
5.	200	1989
6.	195	1982
7.	186	1988
8.	176	1976
9.	175	1978
10.	173	1986

## TOTAL SACRIFICES

1.	107	2006
2.	104	1994
3.	99	2001
4.	93	1996
5.	90	1997
6.	88	2003
7.	86	2008
	86	1995
	86	2015
10.	83	2005

## HIT BY PITCH

1.	89	2015
2.	78	2016
3.	73	2004
4.	68	2006
5.	63	2003
6.	58	2007
	58	2017
	58	2021
9.	56	1999
	56	2010

## LEFT ON BASE

1.	614	2015
2.	590	1983
3.	575	1984
4.	564	1997
5.	551	1985
6.	530	1992
7.	527	2007
8.	525	2008
9.	524	2016
	524	1990

## PITCHING - SEASON

### INNINGS

1.	716.1	1983
2.	709.0	1985
3.	666.1	1984
4.	656.0	1982
5.	623.0	1980
6.	622.2	1981
7.	612.1	1997
8.	608.1	1988
9.	600.1	1989
10.	596.1	1995

### COMPLETE GAMES

1.	23	1974
	23	1980
3.	22	1984
4.	21	1966
	19	1989
6.	18	1968
	18	1975
	18	1981
9.	17	1973
	17	1979

### SHUTOUTS

1.	12	1980
2.	11	1989
3.	9	1979
4.	8	1991
	8	1998
6.	7	1967
	7	1969
	7	1971
	7	1972
	7	1973
	7	1975
	7	1977

### HITS ALLOWED

1.	693	1984
2.	662	1985
3.	656	1983
4.	620	1982
5.	616	2002
6.	588	1997
7.	584	2001
8.	570	2003
9.	565	1986
10.	562	2008

## RUNS ALLOWED

1.	404	1984
2.	391	2002
3.	354	1983
4.	349	2003
5.	345	1997
6.	338	1985
7.	330	2007
8.	327	2006
	327	1987
10.	326	1982
	326	1982

## EARNED RUNS ALLOWED

1.	327	2002
2.	324	1984
3.	295	1983
4.	293	1985
5.	283	2006
6.	278	2009
	278	2003
8.	277	1982
9.	267	1997
10.	266	2007

## EARNED RUN AVERAGE

1.	1.95	1974
2.	2.23	1963
3.	2.31	1973
4.	2.36	1975
5.	2.39	1968
	2.39	1978
7.	2.42	1969
8.	2.46	1979
9.	2.48	1967
10.	2.50	1980

## WALKS

1.	336	1983
2.	331	1985
3.	318	1984
4.	314	1982
5.	289	1986
6.	280	1987
7.	272	2003
8.	275	1993
9.	268	1980
10.	266	2004

## TEAM RECORDS

### STRIKEOUTS

1.	631	1999
2.	596	1989
3.	591	1998
4.	573	1997
	573	2019
6.	567	1981
	567	1985
8.	565	1984
9.	554	2008
	554	2010

### SAVES

1.	25	1994
2.	22	1983
3.	21	1985
	21	1986
	21	2011
6.	20	2016
	20	1995
	20	2001
9.	19	2004
	19	2009
	19	2012

### WILD PITCHES

1.	50	2008
	50	2001
3	48	2018
4.	46	1994
5.	45	2006
6.	44	2009
	44	2005
	44	1993
	44	2010
10.	43	2007

### HIT BATSMEN

1.	86	2006
2.	82	2011
3.	76	2002
	76	2001
5.	67	2005
	67	2007
7.	55	2000
	55	2004
9.	52	2009
10.	51	1999
	51	2019

### BALKS

1.	21	2003
2.	14	1988
3.	13	1997
4.	12	2004
5.	11	2008
6.	10	2007
7.	9	1987
	9	1996
9.	8	2000
	8	2001
	8	2005

### APPEARANCES IN RELIEF

1.	272	2018
2.	233	2001
3.	205	2002
4.	190	2010
5.	187	2019
6.	185	1998
7.	181	1996
8.	180	2012
9.	179	2005
10.	176	2006

### BATTING - GAME

#### INNINGS

T-1.	17	Florida St., 4/7/2000
T-1.	17	Florida St., 4/24/2015
T-3.	16	Florida, 2/17/1995
T-3.	16	The Citadel, 5/18/1979
T-3.	16	UNC, 5/16/2014
T-3	16	Maine, 3/3/18

#### AT BATS

1.	61	Florida St., 4/7/2000
2.	58	UNC, 5/16/2014
3.	57	C.W. Post, 3/5/2000
4.	56	Florida St., 4/24/2015
5.	54	St. Thomas, 4/17/1993

#### RUNS SCORED

1.	33	C.W. Post, 3/5/2000
2.	28	UCF (G2), 5/12/1985
3.	27	Pace, 5/2/2003
	27	Florida Tech, 3/9/1978
	27	FL College, 5/17/1983
	27	Notre Dame, 2/21/1998
7.	26	USF, 4/14/1972
	26	Biscayne, 4/25/1973
	26	NYIT, 5/8/2015
10.	25	Boston U., 3/11/1990
	25	Seton Hall, 2/8/1992
	25	Barry, 1/31/1996
	25	Rutgers, 2/15/2015

### RUNS SCORED - INNING

1.	14	Mercer, 2/6/1988
2.	13	Indiana St., 3/11/1981
	13	FL College, 5/17/1983
	13	USF, 4/14/1972
5.	12	Biscayne, 4/25/1973
	12	Boston U., 3/11/1990
	12	Illinois, 3/6/1998
8.	11	Biscayne, 4/21/1971
	11	FIU, 2/23/1979
	11	Michigan St, 3/22/1985
	11	Boston U., 3/11/1990
	11	California, 2/3/1991
	11	Notre Dame, 2/21/1998

### RUNS SCORED - BOTH TEAMS

1.	38	Minnesota, 2/26/2002
2.	37	FL College, 5/17/1983
3.	36	Jacksonville, 4/2/1979
4.	34	Tennessee, 6/9/2001
5.	33	UCF, 5/12/1985
	33	C.W. Post, 3/5/2000
	33	Georgia Tech, 3/30/2003
	33	Clemson, 4/13/2018
	33	Bethune-Cookman, 5/6/2018
10.	31	Florida, 2/13/2000

### HITS

1.	32	C.W. Post, 3/5/2000
2.	28	UCF, 5/12/1985
	28	Seton Hall, 2/12/1982
	28	Stetson, 3/2/1993
5.	26	Virginia, 4/24/2004
6.	25	Wake Forest, 5/14/2009
	25	C.W. Post, 3/4/2000
8.	24	Pace, 5/2/2003
	24	Princeton, 5/24/1985
	24	USF, 2/22/1986

### HITS - INNING

1.	12	Harvard, 3/28/1997
2.	11	Cincinnati, 3/19/1969
	11	Biscayne, 4/21/1971
	11	FL College, 5/17/1983
	11	UCF, 5/12/1985

### CONSEC. BATTERS ON BASE

1.	13	Ill.-Chicago 3/24/1983
2.	12	FAU/Rice, 5/4-7/1993
3.	11	GWU, 3/15/1984
	11	Mercer, 2/6/1988
5.	10	FIU, 2/23/1979
	10	Mercer, 3/1/1983
	10	USF, 2/22/1986

# TEAM RECORDS

## DOUBLES

1.	10	Maine, 3/15/1996
2.	9	Will-Patterson, 3/21/1992
	9	Princeton, 5/24/1985
4.	8	Ohio State, 3/19/1974
	8	Ithaca, 3/11/1979
	8	Tampa, 2/27/1985
	8	USF, 3/31/1992
	8	St. Thomas, 4/18/1998

## TRIPLES

1.	5	Mercer, 3/2/1983
2.	4	Florida A&M, 1978
	4	Bethune, 4/3/1990
	4	Stetson, 3/2/1993
	4	Harvard, 3/26/2003

## HOME RUNS

1.	9	Jacksonville, 4/2/1979
2.	8	S. Carolina, 5/23/1998
	8	BGSU, 5/21/1998
4.	6	Georgia Tech, 4/16/1978
	6	Notre Dame, 2/21/1998
	6	Georgia So., 5/16/1998
	6	Jacksonville, 5/10/1998
	6	Elon, 5/2/1999
	6	Princeton, 3/13/1999
	6	Georgia Tech, 5/22/2008
	6	Wake Forest, 3/21/2008
	6	Wake Forest, 5/16/2009
	6	Central Michigan, 6/2/2019
	6	Notre Dame, 5/21/2022

## HOME RUNS - INNING

1.	4	Alabama, 4/8/1984
		(Shields, Mandel, Lange, Lane)
	4	S.Carolina, 5/23/1998
		(Burrell, Huff, Jacobson, Alvarez)
	4	Boston College, 3/7/2008
		(Hagerty, Weeks, Alonso, Terdoslavich)
2.	3	Furman, 3/27/1967
		(Stefkovich, Deem, Brown)
	3	Tampa, 4/28/1973
		(Gonzalez, Krenchicki, Castillo)
	3	Alabama, 4/8/1984
		(Mandel, Lane, Lange)
	3	LSU, 4/20/1984
		(Rowland, Hart, Mandel)
	3	Maine, 5/16/1988
		(Dominguez, Word, Viera)
	3	Maine, 3/17/1996
		(Grimmett, Gomez, Rivero)
	3	CSFullerton, 5/17/1996
		(Gargiulo, Saggese, DeCelle)
	3	Richmond, 5/22/1997
		(Michaels, Burrell, Huff)
	3	Iona, 3/18/1998
		(Burrell, Muler, Jimerson)
	3	Georgia Tech, 3/30/2003
		(Braun, Sanchez, Burt)
	3	BC, 5/2/2009
		(Herrmann, Grandal, Martinez)
	3	Florida St., 4/25/2010
		(Perez, Ratcliff, Grandal)
	3	FAU, 3/27/2019
		(Lala, Gil, Toral)
	3	Wake Forest, 5/11/2019
		(Vilar, Del Castillo, Crosbie)
	3	NC State, 3/7/2021
		(Vilar, Morales, Del Castillo)
	3	Clemson, 4/16/2021
		(Toral, Pitelli, Rivera)
	3	North Dakota State, 5/7/2022
		(Villegas, Morales, Pitelli)
	3	Notre Dame, 5/21/2022
		(Romero Jr., Levenson, Garcia)

## HOME RUNS - BOTH TEAMS

1.	12	Jacksonville, 4/2/1979
	12	Florida, 2/8/1998

## TOTAL BASES

1.	52	FL College, 5/17/1983
2.	51	USF, 2/22/1986
3.	50	Jacksonville, 4/2/1979
4.	46	UCF, 5/12/1985
	46	Stetson, 3/2/1993
	46	BGSU, 5/21/1998
	46	C.W. Post, 3/5/2000
	46	Pace, 5/2/2003
	46	Wake Forest, 5/16/2009
10.	45	Georgia Tech, 4/16/1978
	45	Notre Dame, 2/21/1998

## RBI

1.	30	C.W. Post, 3/5/2000
2.	27	UCF (G2), 5/12/1985
	27	Notre Dame, 2/21/1998
4.	25	Florida Tech, 3/9/1978
	25	FL College, 5/17/1983
	25	Pace, 5/2/2003
7.	23	Elon, 5/2/1999
8.	22	Boston U., 3/11/1990
	22	Barry, 1/31/1996
	22	Toledo, 3/22/1997
	22	St. Thomas, 4/18/1998
	22	Ohio State, 3/6/1999
	22	Elon, 3/6/2004
	22	W. Forest, 3/23/2008

## STOLEN BASES

1.	14	St. Francis, 3/27/1979
2.	13	Seton Hall, 3/18/1977
3.	11	Georgetown, 3/10/1988
4.	10	Stetson, 5/7/1965
	10	Rutgers, 3/18/1984
	10	Michigan St, 3/19/1985
	10	Mercer, 2/14/1989
	10	Jacksonville, 5/6/2001
	10	Clemson, 6/2/2001

## STRIKEOUTS

1.	22	Florida State, 4/7/2000
2.	19	Fla. South., 3/15/1958
	19	Clemson, 5/31/1996
	19	Maine, 3/3/2018
5.	18	Florida, 4/5/1947
6.	17	W. Forest, 1/28/2000
	17	North Carolina, 4/6/2018
	17	Florida State, 5/14/2022
8.	16	Florida St., 4/27/1956
	16	Tulane, 3/3/1991
	16	Florida, 2/23/1992
	16	St. Thomas, 4/18/1992
	16	Florida, 2/5/2000
	16	FIU, 4/25/2018



## TEAM RECORDS

### WALKS

1.	25	UNC 2/19/1982
2.	19	FAU, 3/1/1995
3.	18	S. Illinois 3/19/1977
	18	Florida Tech, 3/10/1978
	18	Buffalo, 3/30/1978
6.	17	Fla. South., 3/15/1958
	17	Mercer, 2/6/1988
8.	16	UCLA, 5/31/1997
	16	Arizona, 6/7/2008
	16	Louisville, 4/19/2019

### LEFT ON BASE

1.	21	Maine, 3/3/2018
2.	20	P.I. Marines, 4/6/1953
3.	18	UNC 2/19/1982
	18	FAU, 5/4/1993
5.	17	Florida St., 3/29/1958
	17	Georgia Tech, 5/25/1986
	17	UCLA, 5/31/1997
	17	Florida St., 4/25/1999
	17	Florida, 2/20/2021
10.	16	S. Carolina, 3/13/1982
	16	California, 5/29/1992
	16	Rider, 5/27/1995
	16	Mercer, 2/3/2007

### LARGEST WINNING MARGIN

1.	33	C.W. Post, 3/5/2000
2.	26	NYIT, 5/8/2015
3.	25	Pace, 5/2/2003
	25	Barry, 1/31/1996
	25	Notre Dame, 2/21/1998
6.	24	Florida Tech, 3/9/1978
	24	Boston U., 3/11/1990
	24	Elon, 3/6/2004
9.	23	UCF, 5/12/1985

### LARGEST LOSING MARGIN

1.	19	Texas, 3/1/1997
2.	18	Florida St, 4/17/1957

### ERRORS

1.	9	Auburn, 5/3/1946
	9	Florida St., 3/25/1951
	9	P.I. Marines, 4/6/1953
	9	Ohio State, 3/20/1962
5.	8	Florida, 5/7/1948
	8	Florida, 4/8/1949
	8	Florida, 5/13/1949
	8	UMass, 3/24/1977
	8	Arizona, 6/2/1984
	8	Florida State, 4/7/1996
	8	Bethune, 4/12/1998

### ERRORS - OPPONENT

1.	12	S. Illinois, 3/16/1976
2.	10	Ga.-ATL, 3/27/1953
	10	P. Air Force, 3/18/1955
4.	9	Tampa, 4/23/1949
	9	Havana, 5/12/1951
	9	Florida A&M, 4/5/1981
7.	8	Many Teams Tied

### DOUBLE PLAYS

1.	7	S. Illinois, 3/16/1976
	7	Cornell, 3/30/1971
3.	6	UMass, 3/25/1976
	6	Clemson, 5/14/1995

### FRESHMAN - GAME

### BATTING

AT BATS	8	Kevin Howard (3/5/2000)
		Kevin Howard (4/7/2000)
RUNS	5	Kevin Howard (3/5/2000)
HITS	6	Mike Fiore (5/12/1985)
DOUBLES	3	Kevin Howard (4/22/2000)
	3	Rick Saggese (3/15/1996)
TRIPLES	2	Jemile Weeks (4/22/2006)
	2	Manny Crespo (3/6/1998)
HOMERS	2	L: Gaby Gutierrez (5/19/2022)
T. BASES	11	L: Gaby Sanchez (5/2/2003)
RBI	8	Randy Guerra (3/14/1976)
STEALS	4	Bobby Hill (3/21/1997)
WALKS	4	Pat Burrell (5/4/1996)
Ks	4	L: Edgardo Villegas (4/24/2022)
SAC FLYS	2	L: Anthony Vilar (2/27/2019)
SAC HITS	2	L: Freddy Zamora (3/3/2018)
HBP	2	L: Ted Blackman (5/8/2009)

### PITCHING

STRIKEOUTS	15	Alex Fernandez (3/22/1989)
NO-HITTERS	1	Alex Fernandez (3/18/1989)

### FRESHMAN - SEASON

### BATTING

GAMES	77	Mike Fiore (1985)
AT BATS	276	Mike Fiore (1985)
RUNS	75	Pat Burrell (1996)
HITS	102	Scott Parsons (1981)
DOUBLES	22	L: Adrian Del Castillo (2019)
TRIPLES	9	Charles Johnson (1990)
HOME RUNS	23	Pat Burrell (1996)
TOT. BASES	182	Pat Burrell (1996)
RBI	76	Ryan Braun (2003)
STEALS	41	Bobby Hill (1997)
WALKS	61	Jordan Lala (2019)
STRIKEOUTS	72	Stephen Perez (2010)
TOT. SAC.	14	Zeke DeVoss (2010)
HIT BY PITCH	20	Bobby Hill (1997)
BA (200+AB)	.413	Kevin Howard (2000)
BA (101-199)	.484	Pat Burrell (1996)
SLG%	.948	Pat Burrell (1996)
HIT. STREAK	20	Mark Sobolewski (2007)
CONS. ON BASE	14	Kevin Howard (2000)
CONS. HITS	9	Mike Fiore (1985)

### PITCHING

APPS	44	George Huguet (2001)
REL. APPS	44	George Huguet (2001)
STARTS	19	Joe Grahe (1987)
CGs	8	Alex Fernandez (1989)
IP	147.2	Alex Fernandez (1989)
Ks	177	Alex Fernandez (1989)
WINS	15	Alex Fernandez (1989)
RECORD	11-0	Chris Hernandez (2008)
LOSSES	6	Karson Ligon (2022)
SAVES	15	Bryan Garcia (2014)
ERA (100+)	2.01	Alex Fernandez (1989)
ERA (10-99 IP)	1.36	Jerry Brust (1974)
CONS WINS	13	Alex Fernandez (1989)

# INDIVIDUAL LEADERS - BATTING

## GAMES

### CAREER LEADERS

PLAYER	YEARS	G
1. Doug Shields	1981-84	284
2. Mike Fiore	1985-88	270
3. Calvin James	1981-82, 84-85	261
4. Don Rowland	1982-85	259
5. Joe Trujillo	1986-89	256
6. Frank Dominguez	1985-88	243
Gino DiMare	1989-92	243
8. Randy Guerra	1976-79	238
9. Jim Burt	2001-04	236
10. Mike Kutner	1978-81	234

### SEASON LEADERS

PLAYER	YEAR	G
1. Orlando Ariles	1983	82
Phil Lane	1983	82
Bill Wrona	1983	82
4. Mitch Seoane	1983	81
5. Calvin James	1983	80
Javier Velazquez	1983	80
7. Don Rowland	1985	79
8. Jon Leake	1985	78
9. Doug Shields	1983	77
Mike Fiore	1985	77

## AT BATS

### CAREER LEADERS

PLAYER	YEARS	AB
1. Mike Fiore	1985-88	946
2. Doug Shields	1981-84	871
3. Javy Rodriguez	1999-02	868
4. Jose Trujillo	1986-89	864
5. Randy Guerra	1976-79	839
6. Mitch Seoane	1981-83	803
7. Bill Wrona	1981-83	801
8. Frank Dominguez	1985-88	780
9. Jim Burt	2001-04	764
10. Howie Shapiro	1976-79	754

### SEASON LEADERS

PLAYER	YEAR	AB
1. Mitch Seoane	1983	327
2. Bill Wrona	1983	316
3. Calvin James	1985	291
4. Orlando Ariles	1983	286
5. Doug Shields	1984	280
6. Mitch Seoane	1982	276
Mike Fiore	1985	276
8. Darren Mandel	1984	274
9. Don Rowland	1985	268
10. Chris Hart	1984	266

## RUNS SCORED

### CAREER LEADERS

PLAYER	YEARS	RS
1. Mike Fiore	1985-88	258
2. Bobby Hill	1997-99	240
3. Doug Shields	1981-84	238
4. Jose Trujillo	1986-89	213
5. Javy Rodriguez	1999-02	201
6. Pat Burrell	1996-98	198
7. Calvin James	1981-82, 84-85	195
8. Jemile Weeks	2006-08	190
9. Jim Burt	2001-04	186
10. Howie Shapiro	1976-79	184
Phil Lane	1982-84	184

### SEASON LEADERS

PLAYER	YEAR	RS
1. Bobby Hill	1998	87
2. Rudy Gomez	1996	86
3. Doug Shields	1984	82
4. Mike Fiore	1988	81
Blake Tekotte	2008	81
Jemile Weeks	2008	81
7. Yonder Alonso	2008	80
8. Pat Burrell	1997	79
Jason Michaels	1997	79
10. Bobby Hill	1999	77
Jon Jay	2006	77

## HITS

### CAREER LEADERS

PLAYER	YEARS	HITS
1. Mike Fiore	1985-88	341
2. Javy Rodriguez	1999-02	321
3. Doug Shields	1981-84	271
4. Kevin Howard	2000-02	260
5. Jon Jay	2004-06	254
6. Bobby Hill	1997-99	253
7. Randy Guerra	1976-79	252
8. Jim Burt	2001-04	245
9. Bill Wrona	1981-83	243
10. Mitch Seoane	1981-83	236

### SEASON LEADERS

PLAYER	YEAR	HITS
1. Orlando Ariles	1983	106
Mitch Seoane	1983	106
Jason Michaels	1997	106
4. Scott Parsons	1981	102
5. Javy Rodriguez	2002	99
6. Bobby Hill	1998	97
7. Bill Wrona	1983	96
Chris Hart	1984	96
Aubrey Huff	1998	96
10. Rudy Gomez	1996	94

## DOUBLES

### CAREER LEADERS

PLAYER	YEARS	2B
1. Jose Trujillo	1985-88	65
Kevin Howard	2000-02	65
3. Mike Fiore	1985-88	63
4. Jim Burt	2001-04	60
5. Don Rowland	1982-85	55
6. Frank Dominguez	1985-88	53
Kevin Brown	1998-01	53
8. Doug Shields	1981-84	51
9. Randy Guerra	1976-79	50
Jorge Fabregas	1989-91	50

### SEASON LEADERS

PLAYER	YEAR	2B
1. Jason Michaels	1997	32
2. Jon Leake	1985	27
Jim Burt	2004	27
4. Jose Trujillo	1989	26
5. Don Rowland	1985	25
6. Don Rowland	1984	24
Yasmani Grandal	2010	24
8. Mike Fiore	1988	23
9. Orlando Ariles	1983	22
Chris Hart	1985	22
Jose Trujillo	1988	22
Rudy Gomez	1996	22
Kevin Howard	2000	22
Adrian Del Castillo	2019	22

## TRIPLES

### CAREER LEADERS

PLAYER	YEARS	3B
1. Jemile Weeks	2006-08	19
2. Calvin James	1981-82, 84-85	17
3. Bill Wrona	1981-83	15
4. Mitch Seoane	1981-83	14
5. Mike Metcalfe	1993-94	13
6. Benny Castillo	1971-74	12
Mike Fiore	1985-88	12
Charles Johnson	1990-92	12
9. Wayne Krenchicki	1973-75	11
Kirk Dulom	1987, 89-90	11

### SEASON LEADERS

PLAYER	YEAR	3B
1. Charles Johnson	1990	9
Mike Metcalfe	1993	9
3. Kirk Dulom	1987	8
Jemile Weeks	2006	8
5. Benny Castillo	1973	7
Rick Montoni	1977	7
Bill Wrona	1982	7
Bill Wrona	1983	7
Calvin James	1985	7
Greg Erickson	1990	7
Jorge Fabregas	1990	7

# INDIVIDUAL LEADERS - BATTING

## HOME RUNS

### CAREER LEADERS

PLAYER	YEARS	HR
1. Phil Lane	1982-84	62
2. Pat Burrell	1996-98	61
3. Yonder Alonso	2006-08	52
4. Kevin Brown	1998-01	48
5. Ryan Braun	2003-05	45
6. Zack Collins	2014-16	42
Danny Matienzo	2000-02	42
8. Lale Esquivel	1997, 99-00	40
9. Randy Guerra	1976-79	39
Manny Crespo	1998-00	39

### SEASON LEADERS

PLAYER	YEAR	HR
1. Phil Lane	1982	25
2. Yonder Alonso	2008	24
Alex Toral	2019	24
4. Pat Burrell	1996	23
5. Darren Mandel	1984	22
Kevin Brown	1999	22
7. Pat Burrell	1997	21
Aubrey Huff	1998	21
Harold Martinez	2010	21
10. Phil Lane	1983	20
Lale Esquivel	2000	20
Danny Matienzo	2002	20

## TOTAL BASES

### CAREER LEADERS

PLAYER	YEARS	TB
1. Mike Fiore	1985-88	506
2. Pat Burrell	1996-98	465
3. Yonder Alonso	2006-08	432
4. Randy Guerra	1976-79	427
Javy Rodriguez	1999-02	427
6. Jim Burt	2001-04	425
7. Phil Lane	1982-84	418
8. Ryan Braun	2003-05	414
9. Doug Shields	1981-84	403
10. Frank Dominguez	1985-88	394

### SEASON LEADERS

PLAYER	YEAR	TB
1. Jason Michaels	1997	189
2. Pat Burrell	1996	182
3. Orlando Artilles	1983	181
4. Aubrey Huff	1998	174
5. Pat Burrell	1997	174
6. Darren Mandel	1984	171
7. Mike Fiore	1988	169
8. Jim Burt	2004	166
9. Yonder Alonso	2008	164
10. Rudy Gomez	1996	161
Ryan Braun	2003	161

## RUNS BATTED IN

### CAREER LEADERS

PLAYER	YEARS	RBI
1. Mike Fiore	1985-88	235
2. Randy Guerra	1976-79	234
3. Yonder Alonso	2006-08	215
4. Phil Lane	1982-84	200
5. Ryan Braun	2003-05	197
6. Danny Matienzo	2000-02	189
7. Pat Burrell	1996-98	187
Kevin Brown	1998-01	187
9. Frank Dominguez	1985-88	186
10. Zack Collins	2014-16	183

### SEASON LEADERS

PLAYER	YEAR	RBI
1. Aubrey Huff	1998	95
2. David Thompson	2015	90
3. Jason Michaels	1997	89
4. Darren Mandel	1984	88
5. Mike Fiore	1988	83
6. Pat Burrell	1997	76
Ryan Braun	2003	76
Ryan Braun	2005	76
9. Phil Lane	1982	74
Sam Sorce	1982	74
Yonder Alonso	2007	74

## STOLEN BASES

### CAREER LEADERS

PLAYER	YEARS	SB
1. Bobby Hill	1997-99	139
2. Javy Rodriguez	1999-02	135
3. Doug Shields	1981-84	123
4. Calvin James	1981-82, 84-85	119
5. Mike Fiore	198-88	109
6. Howie Shapiro	1976-79	107
7. Luis Hernandez	1991-94	102
Ryan Grimmer	1994-97	102
9. Orlando Gonzalez	1973-74	96
10. Bill Wrona	1981-83	95

### SEASON LEADERS

PLAYER	YEAR	SB
1. Javy Rodriguez	2001	66
2. Orlando Gonzalez	1974	62
3. Calvin James	1985	53
Ryan Grimmer	1997	53
Mike Rodriguez	2001	53
6. Bobby Hill	1999	52
7. Jim Crosta	1974	46
Mike Metcalfe	1994	46
Bobby Hill	1998	46
10. Wes Robbins	1978	45

## WALKS

### CAREER LEADERS

PLAYER	YEARS	BB
1. Mike Fiore	1985-88	222
2. Howie Shapiro	1976-79	194
3. Doug Shields	1981-84	189
4. Zack Collins	2014-16	177
5. Yonder Alonso	2006-08	172
6. Pat Burrell	1996-98	170
7. Randy Guerra	1976-79	167
8. Bobby Hill	1997-99	166
9. Benny Castillo	1971-74	161
10. Calvin James	1981-82, 84-85	160

### SEASON LEADERS

PLAYER	YEAR	BB
1. Pat Burrell	1997	83
2. Zack Collins	2016	78
3. Yonder Alonso	2008	76
4. Bobby Hill	1999	73
5. Phil Lane	1983	72
6. Mike Fiore	1988	69
7. Steve Lusby	1982	68
8. Greg Vaughn	1986	63
Jason Michaels	1988	63
10. Howie Shapiro	1980	62

## STRIKEOUTS

### CAREER LEADERS

PLAYER	YEARS	K
1. Kevin Brown	1998-01	221
2. Phil Lane	1982-84	192
3. Raymond Gil	2018-21	180
4. Alex Toral	2018-21	168
5. Zack Collins	2014-16	164
6. Frank Dominguez	1985-88	162
7. Willie Abreu	2014-16	161
8. Ryan Grimmer	1994-97	155
9. Danny Matienzo	2000-02	153
10. Bruce Thompson	1992-95	151

### SEASON LEADERS

PLAYER	YEAR	K
1. Phil Lane	1983	72
Kevin Brown	2001	72
Stephen Perez	2010	72
4. Raymond Gil	2019	68
Alex Toral	2019	68
6. Kevin Brown	1999	67
Maxwell Romero Jr.	2022	67
8. Phil Lane	1982	66
9. Zack Collins	2015	64
Willy Escala	2018	64

# INDIVIDUAL LEADERS - BATTING

## TOTAL SACRIFICES

### CAREER LEADERS

PLAYER	YEARS	SAC
1. Jose Trujillo	1986-89	53
2. Kris Clute	1998-01	45
3. Ryan Jackson	2007-09	43
4. Alex Cora	1994-96	42
Javy Rodriguez	1999-02	42
6. Howie Shapiro	1976-79	39
7. Luis Hernandez	1992-95	38
8. Gino DiMare	1989-92	36
9. Paco Figueroa	2002-05	35
10. Joe Nelson	1984-87	34

### SEASON LEADERS

PLAYER	YEAR	SAC
1. Jose Trujillo	1987	23
2. Mike Metcalfe	1994	22
3. Joe Nelson	1986	21
4. F.P. Santangelo	1989	20
5. Dave Berg	1992	18
Kris Clute	2000	18
7. Mike Lopez-Cao	1997	17
Kris Clute	2001	17
Javy Rodriguez	2001	17
Adam Ricks	2003	17

## HIT BY PITCH

### CAREER LEADERS

PLAYER	YEARS	HBP
1. Jon Jay	2004-06	38
2. Danny Figueroa	2002-05	33
3. Bobby Hill	1997-99	32
4. Blake Tekotte	2006-08	31
5. Carl Chester	2015-17	28
6. Luis Hernandez	1991-94	27
Jim Burt	2001-04	27
8. Paco Figueroa	2002-05	26
9. Kevin Brown	1998-01	25
10. Ricky Eusebio	2013-15	24

### SEASON LEADERS

PLAYER	YEAR	HBP
1. Jon Jay	2006	23
2. Ricky Eusebio	2015	21
3. Bobby Hill	1997	20
4. Carl Chester	2016	19
5. Danny Figueroa	2003	17
6. Mat Erwin	1994	16
7. Jim Burt	2004	14
8. Kevin Brown	1999	13
Blake Tekotte	2007	13
10. F.P. Santangelo	1989	12
Blake Tekotte	2008	12
Zeke DeVoss	2010	12
Chantz Mack	2013	12
Dale Carey	2014	12

## BATTING AVERAGE

### CAREER LEADERS (300+ AB)

PLAYER	YEARS	AVG
1. Pat Burrell	1996-98	.442
2. Yasmani Grandal	2008-10	.401
3. Aubrey Huff	1997-98	.400
4. Jason Michaels	1997-98	.396
5. Jon Jay	2004-06	.378
6. Orlando Gonzalez	1973-94	.373
7. Javy Rodriguez	1999-02	.369
8. Kevin Howard	2000-02	.368
9. Ryan Braun	2003-05	.365
10. Mike Fiore	1985-88	.361
Rudy Gomez	1994-96	.361

### CAREER LEADERS (1-299 AB)

PLAYER	YEAR	AVG
1. George Iskenderian	2015	.364
2. Steve Lusby	1982-83	.359
3. Bob Taro	1951-54	.342
4. Chris Hermann	2009	.341
5. Juan Flores	1990-91	.339
Tommy Giles	2006	.339
7. Laddie Jezek	1967-69	.333
8. German Alvarez	1997-98	.332
9. Bobby Ward	1962-64	.330
10. Warren Bogle	1962-64	.329
Robert Feldman	1976-77	.329

## BATTING AVERAGE

### SEASON LEADERS (200+ AB)

PLAYER	YEAR	AVG
1. Mike Fiore	1987	.423
2. Rudy Gomez	1996	.420
3. Kevin Howard	2000	.413
4. Aubrey Huff	1998	.412
5. Jason Michaels	1997	.411
6. Pat Burrell	1997	.409
7. Jon Jay	2005	.408
8. Bobby Hill	1998	.404
9. Orlando Gonzalez	1974	.402
10. Yasmani Grandal	2010	.401

### SEASON LEADERS (101-200 AB)

PLAYER	YEAR	AVG
1. Pat Burrell	1996	.484
2. Pat Burrell	1998	.432
3. Larry Pyle	1969	.431
4. Laddie Jezek	1969	.389
5. Aubrey Huff	1997	.385
6. Russ Jacobson	1990	.380
7. Jason Michaels	1998	.378
8. Jorge Maduro	1969	.374
9. Kim Siepe	1972	.373
Tony Barquin	1980	.373
Joey Hooft	2003	.373
Paco Figueroa	2004	.373

### SEASON LEADERS (50-100 AB)

PLAYER	YEAR	AVG
1. Larry Wilson	1962	.459
2. Ernie Yaroshuk	1963	.448
3. Whitey Campbell	1950	.429
4. Dennis Eich	1963	.392
5. Bob Dekreon	1955	.390
6. Bob Taro	1953	.379
7. Bobby Ward	1962	.365
8. Vince Pagley	1953	.364
9. Vaughn Flick	1974	.362
10. Adrian Del Castillo	2020	.358

## SLUGGING %

### CAREER LEADERS (300+ AB)

PLAYER	YEARS	SLG
1. Pat Burrell	1996-98	.886
2. Jason Michaels	1997-98	.744
3. Aubrey Huff	1997-98	.719
4. Ryan Braun	2003-05	.672
5. Kevin Brown	1998-01	.637
Yonder Alonso	2006-08	.637
7. Manny Crespo	1998-00	.632
8. Larry Pyle	1967-69	.624
9. Yasmani Grandal	2008-10	.615
10. Lale Esquivel	1997-99-00	.613

### CAREER LEADERS (50-299 AB)

PLAYER	YEARS	SLG
1. Ed Contreras	1957-59	.615
2. Bob Taro	1951-54	.574
3. Tommy Giles	2006	.558
4. Greg Ellena	1983-86	.546
5. German Alvarez	1997-98	.532
6. Chris Hermann	2009	.528
7. Rick Ellstrom	1992-93	.524
8. Warren Bogle	1966-67	.523
9. Steve Lusby	1982-83	.522
10. Mike Maude	1980-81	.500

### SEASON LEADERS (200+ AB)

PLAYER	YEAR	SLG
1. Pat Burrell	1997	.809
2. Yonder Alonso	2008	.777
3. Aubrey Huff	1998	.768
4. Mike Fiore	1988	.754
5. Jason Michaels	1997	.733
6. Ryan Braun	2005	.726
7. Yasmani Grandal	2010	.721
8. Yonder Alonso	2007	.705
9. Kevin Brown	1999	.690
10. Jim Burt	2004	.678

### SEASON LEADERS (50-199 AB)

PLAYER	YEAR	SLG
1. Pat Burrell	1996	.948
2. Pat Burrell	1998	.924
3. Jason Michaels	1998	.760
Russ Jacobson	1999	.760
5. Donald Robinson	1992	.745

## INDIVIDUAL LEADERS - BATTING / PITCHING

6. Greg Ellena	1985	.741
7. Lale Esquivel	2000	.710
8. Larry Pyle	1969	.700
9. Ed Contreras	1958	.696
10. Kevin Brown	2000	.692

### APPEARANCES

#### CAREER LEADERS

PLAYER	YEARS	APP
1. Danny Smith	1980-83	123
George Huguet	2001-04	123
Danny Gil	2004-07	123
4. Robbie Morrison	1996-98	112
5. Luke Debold	1999-2002	103
6. Bryan Garcia	2014-16	101
7. Danny Graves	1992-94	99
8. AJ Salcines	2011-14	98
9. Rick Raether	1984-86	96
10. Andrew Lane	2003-06	95

#### SEASON LEADERS

PLAYER	YEAR	APP
1. Michael Neu	1999	46
2. Jay Tessmer	1995	45
Rick Raether	1985	45
4. Luke Debold	2001	44
George Huguet	2001	44
Dave Eichhorn	1983	44
Danny Smith	1982	44
8. Frankie Bartow	2016	43
Kyle Bellamy	2008	43
Danny Smith	1983	43
Eddy Reyes	1997	43

### STARTS

#### CAREER LEADERS

PLAYER	YEARS	GS
1. J.D. Arteaga	1994-97	72
2. Dan Davies	1983-86	66
3. Joe Grahe	1987-89	61
4. Rob Souza	1982-84	57
Kenny Henderson	1992-95	57
6. Stan Jakubowski	1973-76	53
7. Alex Santos	1996-99	52
8. David Gil	1997-2000	51
Bryan Radziewski	2011-14	51
10. Chris Hernandez	2008-10	50

#### SEASON LEADERS

PLAYER	YEAR	GS
1. Rob Souza	1983	23
2. Dan Davies	1985	22
Joe Grahe	1989	22
Mike Kasprzak	1982	22
J.D. Arteaga	1997	22
6. Stan Jakubowski	1974	21
Rob Souza	1984	21
Joe Grahe	1988	20
9. Alex Santos	1999	20
Mark Bauer	1983	20
Dan Davies	1986	20
Neal Heaton	1981	20

### RELIEF APPEARANCES

#### CAREER LEADERS

PLAYER	YEARS	APP
1. George Huguet	2001-04	123
2. Danny Gil	2004-07	115
3. Danny Smith	1980-83	112
4. Robbie Morrison	1996-98	110
5. Luke Debold	1999-2002	103
6. Bryan Garcia	2014-16	101
7. Danny Graves	1992-94	99
8. AJ Salcines	2011-14	96
9. Andrew Lane	2003-06	95
10. Rick Raether	1984-86	91

#### SEASON LEADERS

PLAYER	YEAR	APP
1. Michael Neu	1999	46
2. Jay Tessmer	1995	45
Rick Raether	1985	45
4. Luke Debold	2001	44
George Huguet	2001	44
6. Frankie Bartow	2016	43
Kyle Bellamy	2008	43
Danny Smith	1982	43
Danny Smith	1983	43
Dave Eichhorn	1983	43
Eddy Reyes	1997	43

### COMPLETE GAMES

#### CAREER LEADERS

PLAYER	YEARS	CG
1. Stan Jakubowski	1973-76	27
2. Joe Grahe	1987-89	23
3. Neal Heaton	1979-81	19
Rick Jones	1965-67	19
5. Bobby Huges	1969-61	16
6. Warren Bogle	1966-67	15
Tom Borzecki	1968-71	15
Tom Lehman	1967-69	15
Jeff Morrison	1978-81	15
Rob Souza	1982-84	15

#### SEASON LEADERS

PLAYER	YEAR	CG
1. Joe Grahe	1988	11
2. Joe Grahe	1989	10
Rob Souza	1984	10
4. Warren Bogle	1966	9
Neal Heaton	1981	9
Stan Jakubowski	1974	9
Stan Jakubowski	1975	9
8. Alex Fernandez	1989	8
Tom Lehman	1968	8
Rick Patrylo	1972	8
Bob Bastian	1980	8
Mark Batten	1979	8

### INNINGS PITCHED

#### CAREER LEADERS

PLAYER	YEARS	IP
1. Joe Grahe	1987-89	460.2
2. J.D. Arteaga	1994-97	458.1
3. Stan Jakubowski	1973-76	432.0
4. Dan Davies	1983-86	425.1
5. Kiki Bengochea	2000-02	392.0
6. Neal Heaton	1979-81	390.0
7. Jeff Morrison	1979-81	387.0
8. Rob Souza	1982-84	381.2
9. Mark Batten	1976-79	357.0
10. Greg Knowles	1988-91	343.2

#### SEASON LEADERS

PLAYER	YEAR	IP
1. Joe Grahe	1989	173.0
2. Joe Grahe	1988	167.0
3. Mike Kasprzak	1982	160.0
4. Stan Jakubowski	1974	159.1
5. Rob Souza	1984	156.0
6. Neal Heaton	1981	154.1
7. Neal Heaton	1980	151.0
8. Alex Fernandez	1989	147.2
9. Sam Sorce	1982	146.2
10. Rob Souza	1982	145.0

### WALKS

#### CAREER LEADERS

PLAYER	YEARS	BB
1. Rob Souza	1982-84	200
2. Dan Davies	1983-86	177
3. Kenny Henderson	1992-95	167
4. Neal Heaton	1979-81	161
5. Danny Smith	1980-83	160
6. Randy Guerra	1976-79	158
7. Joe Grahe	1987-89	154
8. Stan Jakubowski	1973-76	147
9. J.D. Arteaga	1994-97	143
10. Majer Steffen	1984-88	140

#### SEASON LEADERS

PLAYER	YEAR	BB
1. Rob Souza	1984	91
2. Joe Grahe	1989	75
3. Neal Heaton	1980	72
4. Rob Souza	1983	67
5. Randy Guerra	1978	64
6. Mike Kasprzak	1982	58
Jason Adge	1995	58
8. Oscar Munoz	1990	57
9. Neal Heaton	1981	56
10. Randy Guerra	1979	54

# INDIVIDUAL LEADERS - PITCHING

## STRIKEOUTS

### CAREER LEADERS

PLAYER	YEARS	K
1. Joe Grahe	1987-89	433
2. Alex Santos	1996-99	386
3. Neal Heaton	1979-81	381
4. Rob Souza	1982-84	366
5. J.D. Arteaga	1994-97	343
6. Stan Jakubowski	1973-76	343
7. Bryan Radziewski	2011-14	333
8. Chris Hernandez	2008-10	320
9. David Gil	1997-2000	312
10. Kenny Henderson	1992-95	311

### SEASON LEADERS

PLAYER	YEAR	K
1. Joe Grahe	1989	194
2. Alex Fernandez	1989	177
3. Neal Heaton	1981	172
4. Rob Souza	1984	165
5. Joe Grahe	1988	154
6. Alex Santos	1999	144
7. Alex Santos	1998	142
8. Rob Souza	1983	139
9. Neal Heaton	1980	130
10. Warren Bogle	1966	128
Stan Jakubowski	1974	128

## HITS ALLOWED

### CAREER LEADERS

PLAYER	YEARS	HITS
1. J.D. Arteaga	1994-97	451
2. Dan Davies	1983-86	424
3. Joe Grahe	1987-89	382
4. Rob Souza	1982-84	368
5. Greg Knowles	1988-91	349
6. Jeff Morrison	1978-81	328
7. Mark Batten	1976-79	322
8. Stan Jakubowski	1973-76	318
9. Kiki Bengochea	2000-02	308
10. Kevin Sheary	1983-87	284

### SEASON LEADERS

PLAYER	YEAR	HITS
1. Mike Kasprzak	1982	154
2. Rob Souza	1984	152
3. J.D. Arteaga	1997	141
4. Mark Bauer	1982	134
Joe Grahe	1988	134
6. Joe Grahe	1987	130
7. Dan Davies	1986	127
8. Rob Souza	1983	126
9. Sam Sorce	1982	125
10. Joe Grahe	1989	124

## RUNS ALLOWED

### CAREER LEADERS

PLAYER	YEARS	R
1. Rob Souza	1982-84	223
2. J.D. Arteaga	1994-97	221
3. Dan Davies	1983-86	204
4. Kiki Bengochea	2000-02	199
5. Joe Grahe	1987-89	186
6. Greg Knowles	1988-91	186
7. Kevin Sheary	1983-87	165
8. Brandon Camardese	2002-05	164
9. Dan Touchet	2001-05	157
10. David Gil	1997-2000	154

### SEASON LEADERS

PLAYER	YEAR	R
1. Rob Souza	1984	96
2. Kiki Bengochea	2002	78
3. Mike Kasprzak	1982	76
4. Rob Souza	1983	73
5. Joe Grahe	1987	71
6. Jason Adge	1995	69
7. J.D. Arteaga	1997	68
8. Dan Davies	1986	67
9. Scott Maine	2006	66
10. Kiki Bengochea	2001	65

## EARNED RUNS ALLOWED

### CAREER LEADERS

PLAYER	YEARS	ER
1. Rob Souza	1982-84	183
2. Dan Davies	1983-86	177
3. J.D. Arteaga	1994-97	173
4. Joe Grahe	1987-89	150
5. Brandon Camardese	2002-05	149
6. Kiki Bengochea	2000-02	147
Kevin Sheary	1983-87	147
8. Dan Touchet	2001-05	134
9. Jose Prado	1991-93	119
David Gil	1997-2000	119

### SEASON LEADERS

PLAYER	YEAR	ER
1. Rob Souza	1984	75
2. Mike Kasprzak	1982	68
3. Rob Souza	1983	63
4. Mark Bauer	1983	60
Jason Adge	1995	60
6. Kiki Bengochea	2002	59
7. Dan Davies	1986	57
8. Kevin Sheary	1987	56
9. Scott Maine	2006	54
Joe Grahe	1988	54

## SAVES

### CAREER LEADERS

PLAYER	YEARS	SV
1. Bryan Garcia	2014-16	43
2. George Huguet	2001-04	39
3. Rick Raether	1984-86	37
4. Robbie Morrison	1996-98	34
5. Danny Graves	1992-94	29
6. Jay Tessmer	1994-95	23
7. Chris Perez	2004-06	20
Danny Miranda	2009-11	20
9. Kyle Bellamy	2007-09	19
Danny Smith	1980-83	19

### SEASON LEADERS

PLAYER	YEAR	SV
1. Danny Graves	1994	21
2. Rick Raether	1985	20
Jay Tessmer	1995	20
4. Bryan Garcia	2016	18
5. Rick Raether	1986	17
6. Kyle Bellamy	2009	16
Michael Neu	1999	16
8. Danny Miranda	2011	15
Bryan Garcia	2014	15
10. George Huguet	2001	14
Robbie Morrison	1996	14
Carson Palmquist	2021	14
Andrew Walters	2022	14

## WINS

### CAREER LEADERS

PLAYER	YEARS	WINS
1. J.D. Arteaga	1994-97	43
2. Neal Heaton	1979-81	42
3. Dan Davies	1983-86	41
4. Stan Jakubowski	1973-76	40
5. Jeff Morrison	1978-81	38
6. Alex Santos	1996-99	37
7. Mark Batten	1976-79	35
8. Joe Grahe	1987-89	34
9. Jeff Alkire	1989-92	32
10. David Gil	1997-2000	31
Eric Erickson	2007-08, 10, 12	31

### SEASON LEADERS

PLAYER	YEAR	WINS
1. Neal Heaton	1980	18
2. Neal Heaton	1981	16
Stan Jakubowski	1974	16
4. Tom Farmer	2001	15
Alex Santos	1998	15
Clint Weibl	1996	15
Oscar Munoz	1990	15
Joe Grahe	1989	15
Alex Fernandez	1989	15
Dan Davies	1985	15
Bob Bastian	1980	15
Gavin Long	1976	15

## INDIVIDUAL LEADERS - PITCHING

### LOSSES

#### CAREER LEADERS

PLAYER	YEARS	L
1. Kiki Bengochea	2000-02	16
Rob Souza	1982-84	16
3. Kevin Sheary	1983-87	15
4. Stan Jakubowski	1973-76	14
5. Joe Grahe	1987-89	13
6. Warren Bogle	1966-67	12
Tom Borzecki	1968-71	12
Dan Davies	1983-86	12
Kenny Henderson	1992-95	12
Eric Erickson	2007-08, 2010, 2012	12

#### SEASON LEADERS

PLAYER	YEAR	L
1. Rob Souza	1984	9
2. Carlos Gutierrez	2006	7
3. Shawn Purdy	1991	7
4. Fadul Arrieta	1993	7
Kiki Bengochea	2002	7
6. David Gutierrez	2009	6
Warren Bogle	1966	6
Warren Bogle	1967	6
Jason Adge	1995	6
E.J. Encinosa	2011	6
Eric Erickson	2012	6
Andrew Suarez	2013	6
Evan McKendry	2018	6
Karson Ligon	2022	6

### ERA (100+ IP)

#### SEASON LEADERS

PLAYER	YEAR	ERA
1. Augie Ruiz	1978	1.46
2. Stan Jakubowski	1974	1.47
3. Bob Bartlett	1973	1.56
4. Mark Batten	1979	1.63
5. Chris Diaz	2013	1.64
6. Stan Jakubowski	1975	1.65
7. Gavin Long	1976	1.78
8. Alex Fernandez	1989	2.01
9. Jeff Morrison	1980	2.03
10. Neal Heaton	1980	2.09

### ERA (10-99 IP)

#### SEASON LEADERS

PLAYER	YEAR	ERA
1. John Fulgham	1975	0.54
2. Brian Van Belle	2020	0.68
3. JP Gates	2020	0.82
4. Danny Graves	1994	0.89
5. Kyle Bellamy	2009	0.97
6. Alex Ruiz	2019	1.04
7. Chris McMahon	2020	1.05
8. Dean Booth	1974	1.13
9. Jay Tessmer	1994	1.16
10. Sam Robinson	2010	1.27

### ERA (199+ IP)

#### CAREER LEADERS

PLAYER	YEARS	ERA
1. Stan Jakubowski	1973-76	1.81
2. Neal Heaton	1979-81	2.03
3. Jerry Brust	1974-75	2.04
4. Jeff Morrison	1978-81	2.37
5. Tom Lehman	1967-69	2.38
6. Augie Ruiz	1976-78	2.42
7. Cesar Carrillo	2004-05	2.44
8. Bobby Huges	1959-61	2.52
Rick Patrylo	1971-73	2.52
Rick Raether	1984-86	2.52
Vic Stenson	1958-60	2.52

### ERA (10-199 IP)

#### CAREER LEADERS

PLAYER	YEARS	ERA
1. John Fulgham	1975	0.54
2. Jay Tessmer	1994-95	1.24
3. Dean Booth	1960-61	1.51
4. Andrew Walters	2021-Pres.	1.57
5. Neale Monte	1968-70	1.69
6. Ralph Maza	1969-72	1.71
7. Robbie Morrison	1996-97	1.78
8. Bob Bartlett	1971-73	1.79
9. Wally Pontiff	1973	1.92
10. Alex Fernandez	1989	2.01



# 2023 MIAMI HURRICANES

 01   INF   SO Dorian Gonzalez Jr.	 21   INF   JR CJ Kayfus	 41   INF   FR Blake Cyr	 71   C   JR Jack Scanlon	 91   OF   JR Zach Levenson	 101   RHP   SO Brian Walters	 131   RHP   SO Karson Ligon
 141   OF   FR Kaden Martin	 171   INF   SO Rafe Schlesinger	 181   LHP   FR Alex Walsh	 191   INF   JR Dominic Pitelli	 211   RHP   JR Andrew Walters	 221   OF   SR Dario Gomez	 241   RHP   SR Alejandro Rosario
 281   INF   SO Ariel Garcia	 301   RHP   FR Gunther Braendel	 311   RHP   SO Gage Ziehl	 321   RHP   JR Ronaldo Gallo	 341   C   SO JD Jones	 351   INF   JR Yohandy Morales	 371   INF   FR Jason Torres
 391   OF   JR Jacob Long	 401   LHP   JR Myles Caba	 431   OF   JR Ian Farrow	 441   RHP   JR Ben Chestnutt	 451   OF   SO Edgaro Villegas	 461   RHP   SR Carlos Lequerica	 481   LHP   FR Ashton Crowther
 491   RHP   R-SO Alejandro Torres	 511   OF / INF   SO Renzo Gonzalez	 521   RHP   FR Sebastian Perez	 531   LHP   FR Chris Scinta	 551   OF   SO Gaby Gutierrez	 611   C   JR Carlos Perez	 991   OF   R-FR Lorenzo Carrier

## COACHING STAFF

 6 Gino DiMare HEAD COACH	 33 J.D. Arteaga ASSIST. HEAD COACH / PITCHING COACH	 8 Norberto Lopez ASSIST. MANAGER / RECREATION COORD. / FACILITIES	 47 Brandon Brewer ASSIST. COORDINATOR / MANAGER	 Jonathan Anderson DIRECTOR OF PLAYER DEVELOPMENT
--	---	---	---	--





# MIAMI

## HURRICANES BASEBALL SCHEDULE

FEB 17-19 PENN STATE

FEB 21 STETSON

FEB 22 INDIANA STATE

FEB 24-26 DARTMOUTH

FEB 28 AT FAU

---

MAR 3-5 AT FLORIDA

MAR 8 JACKSONVILLE

MAR 10-12 NC STATE

MAR 15 AT FIU

MAR 17-19 VIRGINIA TECH

MAR 22 FAU

MAR 24-26 AT WAKE FOREST

MAR 28 FIU

MAR 31-APR 2 FLORIDA STATE

---

APR 4 UCF

APR 6-8 AT VIRGINIA

APR 13-15 AT NORTH CAROLINA

APR 18 BETHUNE-COOKMAN

APR 19 AT FAU

APR 21-23 GEORGIA TECH

APR 25 FAU

APR 27-29 AT LOUISVILLE

---

MAY 5-7 PRESBYTERIAN

MAY 10 FIU

MAY 12-14 AT PITT

MAY 16 AT FIU

MAY 18-20 DUKE

MAY 23-28 ACC TOURNAMENT

---

JUN 2-5 REGIONALS

JUNE 9-12 SUPER REGIONALS

JUNE 16-25/26 COLLEGE WORLD SERIES