

SYRACUSE VS. MIAMI

FEB. 19, 2023 - YES NETWORK (RSN) - JMA WIRELESS DOME - 1:00 PM

2022-23 SCHEDULE

Nov. 3	LEMOYNE (Exhibition)	W, 73-70
Nov. 7	STONY BROOK	W, 79-56
Nov. 10	COLGATE	W, 72-48
Nov. 14	BINGHAMTON	W, 92-59
Nov. 17	LONG ISLAND UNIVERSITY	W, 85-63
Nov. 21	at Penn State	L, 82-69
Nov. 25	BUCKNELL	W, 65-84
Nov. 30	at Purdue ^	L, 87-78
Dec. 4	at Yale	W, 60-58
Dec. 8	COPPIN STATE	W, 93-75
Dec. 11	WAGNER	W 83-53
Dec. 18	WAKE FOREST *	W, 67-58
Dec. 20	UALBANY	W, 87-64
Dec. 29	at Louisville (RV) *	L, 86-77
Jan. 1	NC STATE (8) *	L, 56-54
Jan. 5	PITTSBURGH *	W, 89-71
Jan. 8	at Clemson *	W, 91-77
Jan. 12	at Boston College *	W, 83-73
Jan. 15	NOTRE DAME (7) *	L, 72-56
Jan. 19	at Georgia Tech *	L, 69-57
Jan. 22	at Duke (13) *	L, 62-50
Jan. 26	VIRGINIA *	W, 90-72
Jan. 29	LOUISVILLE *	L, 79-67
Feb. 2	at Virginia Tech *	L, 78-64
Feb. 5	BOSTON COLLEGE *	W, 79-72
Feb. 9	NORTH CAROLINA *	W, 75-67
Feb. 12	at Notre Dame *	L, 73-64
Feb. 16	at Florida State *	L, 78-65
Feb. 19	MIAMI *	1 PM
Feb. 23	at Pittsburgh *	6 PM
March 1-5	ACC Tournament in Greensboro, N.C.	

Home games in CAPS, All times are Eastern

* - Atlantic Coast Conference game

^ - B1G/ACC Challenge

GAME COVERAGE

Location: Syracuse, N.Y.

Arena: JMA Wireless Dome

Television: RSN (YES Network locally)

Talent: Evan Leppler (pxp) & Fallon Stokes (analyst)

Radio: ESPN 97.7

Live Audio: Cuse.com

Social Media: @CuseWBB, Facebook/SyracuseWBB

A SYRACUSE WIN WOULD....

- Improve Syracuse's record to 17-11, 8-9 ACC
- Be the eighth ACC win for the Orange, +4 from last season
- Improve Syracuse's record to 13-20 all-time against Miami
- Be the fourth win in the last six meetings against UM
- Improve Syracuse's home record vs. Miami to 7-8
- Be the 14th win at home marking the most since SU won 16 in 2015-16.
- Mark the most regular-season home wins (14) since going 17-2 during the 2010-11 season

INSIDE THE MATCHUP



Syracuse Record: 16-11, 7-9 ACC
Ranking: NR

Head Coach: Felisha Legette-Jack

Years at Syracuse: First Season

Alma Mater: Syracuse '89

Overall Record: 359-290 (.553)

Record at School: 16-11 (.593)

CUSE	MIAMI
73.7	71.4
68.0	62.3
+5.7	+9.1
.415	.434
.414	.410
.316	.307
.286	.314
.722	.731
41.4	38.6
13.7	14.8
15.4	16.0
0.9	1.8
10.1	9.4
4.0	2.5



Miami Record: 20-7, 9-5 ACC
Ranking: NR

Head Coach: Katie Meier

Years at Miami: 18th Season

Alma Mater: Duke '90

Overall Record: 417-220 (.608)

Record at School: 341-265 (.611)

SYRACUSE'S PROJECTED STARTERS

2 DYAISHA FAIR - G

5-5, Sr., Rochester, N.Y.

GP-GS	PPG	RPG	APG	MIN
27-27	20.1	3.6	4.1	35.6

@dyaisha_fair
@DyaishaFair

- 27 games in double figures & 14 20+ point games
- Recorded her 2,500th career point against Boston College (2/5)
- Third on the NCAA D1 Activating Career Leader list in scoring (2,579 pts)
- Tied program record 8 threes vs. Virginia 1/26 (35 pts, 11-for-16, 0 T/O)
- Named a Lieberman Award Top-10 Finalist, One of two ACC players on the list (Olivia Miles, ND), Dawn Staley Award Later Season Watch List
- 2022 Associated Press All-America Honorable Mention (at Buffalo)

5 GEORGIA WOOLLEY - G

6-0, So., Brisbane, Australia.

GP-GS	PPG	RPG	APG	MIN
24-20	11.8	4.1	2.1	29.6

@georgia.woolley
@gwoolley5

- Averages 13.8 points and 4.2 rebounds in ACC Play
- Scored 12+ points in 6-straight games & 15+ eight times this season
- 2022 Mid-Atlantic Conference (MAC) Freshman of the Year
- Averaged 14.6 ppg during her freshman season at Buffalo (2021-22)
- Hails from the same city (Brisbane) as Syracuse's all-time assists leader Tiana Mangakahia '19. The two both were part of the WNBL1 Northside Wizards organization.

22 KYRA WOOD - F

6-3, So., Buffalo, N.Y.

GP-GS	PPG	RPG	APG	MIN
25-15	3.0	3.5	0.3	16.3

@kyr.wood
@_kjwood

- Voted team captain as a sophomore
- Has started every game since 2023 started (1/1 vs. NC State)
- Shooting 54.3% against ACC opponents
- Huge Buffalo Bills fan, proud member of Bills Mafia
- Transferred to Syracuse after spending her freshman season at Temple. Coach Jack had previously recruited her to Buffalo but Wood did not have interest in staying close to home for college

24 DARIAUNA LEWIS - C

6-1, Gr., Omaha, Neb.

GP-GS	PPG	RPG	APG	MIN
26-22	9.6	9.2	1.0	29.2

@TheOfficialStretch
@Dariauna1

- 4th in the nation among D1 players with 1,147 career rebounds
- Leads the team with 11 double doubles (Last vs. FSU 10 pts, 10 reb)
- One of two ACC players with 1,500+ pts & 1,000+ rebounds (Liz Kitley, VT)
- Recorded a 3.9 GPA in the fall semester
- 2x HBCU All-American at Alabama A&M and 2x CoSIDA Academic All-American and the only one from an HBCU school last season

25 ALAINA RICE - G

5-8, Sr., Rockledge, Fla.

GP-GS	PPG	RPG	APG	MIN
27-18	6.9	5.0	1.7	23.4

@TheOfficialStretch
@Dariauna1

- Grabbed a career-high 17 rebounds against Florida State on Thursday, 12 of which she recorded in the first half to surpass her previous career-high of 11. Finished 1 point shy of her first career double double
- Has started the last seen games for Syracuse
- Shooting a career-best 38.7% from the field
- Has over 108K followers on TikTok and over 1 Million Likes
- Began her career at FAMU where she was the MEAC Freshman of the Year in 2020, Transferred to Auburn before coming to Syracuse in August 2021

SYRACUSE NEWS AND NOTES

'CUSE VS. MIAMI

Sunday will be the 33rd meeting between Syracuse and Miami and the 15th meeting between the two in Syracuse. Miami leads the all-time series 20-12 and Syracuse is 6-8 all-time at home. SU has won three of the last five matchups including a 99-64 rout of the Hurricanes in the last game played at the Dome between the two on Jan. 17, 2021.

LAST TIME THEY MET

Last time the two met, Miami earned a six-point win, 71-65, at the Watsco Center in Coral Gables, Fla., on Feb. 2, 2022. Teisha Hyman and graduate student Naje Murray led all scorers with 15 points each in the loss. Hyman added five rebounds, two assists and two blocks. Alaina Rice had three points and four rebounds off the bench while Miami was led by Lola Pendande and Syracuse alum/Miami grad student Maeva Djal-di-Tabdi with 14 points each.

BUBBLE-ICIOUS

ESPN Bracketologist Charlie Creme has the Orange listed as the "next four out" in his latest Bracketology. Last week, Creme said the Orange had to win two of their next three games against ranked opponents to find themselves inside the field of 68. The Orange earned a win over #14 North Carolina last Thursday before a tough road loss at #10 Notre Dame followed by a loss to #24 FSU on the road Thursday night.

As of Friday morning Creme still has the Orange listed as "next four out" despite going 1-2 during that three-game stretch but says the Orange are in a "must win" situation with their final two ACC games ahead against Miami Sunday and Pittsburgh on the 23rd.

Creme Miami as a 9-seed in the Greenville 2 region playing their first-round match up against Ole Miss (8) in the first round in Bloomington, Ind.

FAIR'S CAREER MILESTONES CONTINUE

Dyaisha Fair became just the second active player in Division I women's basketball to reach 2,500 career points when she made a free throw in the final minute of the first half against Boston College on Feb. 5.

Fair scored 2,035 points in three seasons at Buffalo before transferring to Syracuse this season. She ranks fourth in career scoring average (22.5 ppg) among active D1 players.

OH CAPTAIN, MY CAPTAIN!

Dyaisha Fair, Teisha Hyman and Kyra Wood will serve as team captains for the 2022-23 season. Team captains were decided by the student-athletes and coaching staff prior to the start of the season.

FIRST RANKED WIN OF THE FLJ ERA

Syracuse's win over #14 North Carolina marked the first top-25 win of the Felisha Legette-Jack era at Syracuse. The Orange have been on the cusp before this season, most memorably a two-point loss to #8 NC State, 56-54, on Jan. 1, but finally broke through against the Tar Heels. 'Cuse outscored UNC 31-14 in the third quarter and shot 71% from the field (12-for-15).

SHE COMES FROM A LAND DOWN UNDER

Sophomore guard Georgia Woolley is averaging 11.8 points per game this season and has scored 12-or-more points in each of the last seven games. Woolley returned to the starting lineup for Syracuse after coming off the bench for back-to-back games (Virginia/Louisville). Since her return to the starting five, Woolley has averaged 17.4 points per game (last five games) including back-to-back 20-point games against BC and UNC. Woolley is averaging 13.8 points per game against ACC opponents and shooting 38.9 percent from the field.

DARIAUNA LEWIS 1500/1000

Lewis is one of two active ACC players with over 1,500 career points and 1,000 career rebounds. She is joined by Virginia Tech's Liz Kitley.

Lewis' 1,147 career rebounds is fourth amongst active Division I players who have played their entire career at a NCAA Division I school. Lewis has 1,585 career points.

Lewis is leading the team in rebounds this season (9.2) and has a team-best 11 double doubles, most recently recording 10 points and 10 boards in a loss at #24 Florida State on Thursday. It marked the third-straight game with a double-double for the fifth-year player.

She's tallied 53 double doubles in her career which ranks 4th among active Division I players and 12th among all active players in NCAA women's basketball.

NANCY LIEBERMAN WATCH LIST

Dyaisha Fair is one of the top-10 point guards in NCAA Division I women's college basketball this season. The Naismith Basketball Hall of Fame and the Women's Basketball Coaches Association (WBCA) announced the Top 10 candidates for the 2023 Nancy Lieberman Award, which recognizes the nation's top point guard each season.

Fair is second in the Atlantic Coast Conference (ACC) in scoring with 20.1 points per game. She's third in the league in three-point field goal percentage (.360) and third in three-pointers per game (2.6). Fair leads the Orange in free throw percentage (.818, 4th-ACC), 4.1 assists per game (4th-ACC), and is second in the ACC in steals per game (2.4). Fair has scored in double digits in

all 27 games this season.

Fair ranks 11th in the nation in total points (544) and is 20th in points per game. She is third on the active career scoring list in the NCAA with 2,579 career points and fourth in active career scoring average (22.4).

The Nancy Lieberman Award, now in its 24th year, recognizes the top point guard in the country. To be considered for the prestigious award, candidates must exhibit floor leadership, play-making and ball-handling skills of Hall of Fame point guard Nancy Lieberman.

Fair is one of two ACC point guards on the list and is joined by Notre Dame's Olivia Miles.

HOME SWEET DOME

The Orange are 13-3 at the JMA Wireless Dome this season after losing its first home game, narrowly, to #6 NC State. The 9-0 start marked the best home start for Syracuse since starting 9-0 at the Dome during the 2020-21 season.

It marks the most home wins in a season (13) since Syracuse went 13-3 at the Dome during the 2017-18 season.

ORANGE VS. THE STATE OF NEW YORK

UAlbany was the sixth regular-season opponent the Orange faced this season from New York State. The Orange are undefeated against their home state opponents and if you include the 73-70 exhibition game win over LeMoyne, the Orange are 7-0 against New York.

NEW YORK, NEW YORK

Felisha Legette-Jack's squad consists of four players who call New York State home. In addition to White Plains, N.Y., native Teisha Hyman, Legette-Jack brought Kyra Wood (Buffalo), Dyaisha Fair (Rochester) and Saniaa Wilson (Rochester) with her to Syracuse.

GETTING IT DONE IN THE CLASSROOM

The fall semester is complete and the Orange turned out their best team GPA in a semester in over a decade. The Orange finished with a 3.26 cumulative grade point average marking the third-straight semester with an improved team GPA and highest semester GPA in 14 years.

OH CAPTAIN, MY CAPTAIN!

Dyaisha Fair, Teisha Hyman and Kyra Wood will serve as team captains for the 2022-23 season. Team captains were decided by the student-athletes and coaching staff prior to the start of the season.

LOYALTY MATTERS

Coach Jack brought her entire staff with her from Buffalo to Syracuse. Assistant Coach Kristen Sharkey, who played for Legette-Jack for two seasons before joining her staff for the last eight, and Khyreed Carter, both carried their roles west on I-90 while Amber Moore resumed her title of Director of Operations. Blair Estarfaa, who was an assistant coach on Legette-Jack's staff came on board as the Video Coordinator.

OUR FAMILY VS. THEIR TEAM

The Syracuse men's soccer team is National Champs! The Orange defeated men's soccer powerhouse Indiana, 7-6, in a penalty kick shootout on Dec. 12 for the first national championship in men's soccer history for SU. Before the team departed for the College Cup, Coach Jack and staff was there to send off the team. Coach Jack continuously spreads the message around the athletics department "when we win, you win, and when you win, we win." Those words couldn't be more true with the men's soccer team's championship season. The Orange became just the fifth ACC team to win the Division, Conference Tournament and NCAA Championship in men's soccer.

FLJ IS HOME

Felisha Legette-Jack returned home to Syracuse on March 26, 2022 when she was named the eighth head coach in Syracuse women's basketball history. The Syracuse, N.Y., native led Nottingham High School to a pair of New York State Championships before playing for the Orange. In her freshman season, she was named BIG EAST Freshman of the Year and helped guide the team to the 1985 BIG EAST Tournament Championship and its first appearance in the NCAA Tournament.

By the time of her graduation, Legette-Jack was the all-time leader in career points and rebounds. Her 1,526 career points currently rank eighth in program history and she is fourth in career rebounds with 927. Legette-Jack was the first player in program history to be named Fast Break Magazine All-American honorable mention. She served as an assistant coach for the Orange for seven seasons from 1993-2000.

Her jersey became the first women's jersey to be retired in Syracuse Athletics history on Nov. 14, 2021.

NEW LOOK ORANGE

With four players returning from last season's squad (Hymam, Irvin, Rice, Wilson), Legette-Jack brought in seven transfers and signed two freshman to compose this year's 13-player roster.

NEWCOMER TO WATCH

Senior guard Dyaisha Fair was named to the ACC Blue Ribbon Panel Newcomer Watch List. The 5-foot-5 Buffalo transfer averaged 23.1 points per game in her three seasons with the Bulls and was a top-5 scorer in the country in each of the last three seasons. Fair, a Nancy Lieberman Watch List selection, was named All-America Honorable Mention by the Associated Press after guiding UB to the MAC Regular Season and Conference Tournament Championships and the NCAA Tournament.

CHARACTER. ACADEMICS. BASKETBALL.

Coach Jack's program stands on the three pillars of CHARACTER, ACADEMICS, and BASKETBALL.

Character: Choose the harder right over the easier wrong

Academics: Excell in the classroom

Basketball: Passion every play

Hard word, determination and perseverance will be the key ingredients to the team's success. Fans can expect the team to play aggressively, together and to fight for each other every minute of the game. The Orange will pursue greatness in the classroom and on the court.

LEGACY LEX

Freshman guard Lexi McNabb is no stranger to Syracuse University. She was born to BLEED ORANGE. The daughter of legendary Syracuse football and NFL quarterback Donovan McNabb '99 and women's basketball alumnae Raquel 'Roxy' (Nurse) McNabb '98, Lexi is here at Syracuse to write her own story and leave her own legacy. Originally committed to Buffalo, Lexi made the easy decision to join Coach Jack at Syracuse when she was named head coach. Roxy McNabb was a four-year letterwinner and point guard for the women's basketball team when Coach Jack was an assistant coach in the mid-1990s.

FLI AND WEEZY REUNITED

Felisha Legette-Jack's biggest recruit when she was named head coach was former teammate and best friend of 38 years, Sue Ludwig. Fli and Weezy, their beloved college nicknames, reunited this past March when Ludwig stepped down as girl's basketball head coach of Westhill High School after 31 years. Ludwig is the all-time winningest high school girls basketball coach in the state of New York with a state championship and many federation championships under her belt.

Despite having never coached at the collegiate level, Legette-Jack knew that one day Ludwig would join her on the sidelines if she became the head coach of their

alma mater. That dream came true in March.

JOHN A. LALLY ATHLETICS COMPLEX

As part of Syracuse's \$1.5 billion fundraising campaign, Manley Field House, which has been the main hub for activity and the center of student-athlete life at Syracuse University, has been transformed to the John A. Lally Athletics Complex -- a state-of-the-art academic and athletics village that will benefit all student-athletes.

The first phase of the multi-million, multi-year project began in last spring, with the construction of a new front entrance. As part of this initial work, the Student-Athlete Academic Support Program will have an expanded area to meet student needs through meeting spaces for expanded tutorial appointments and academic advising, along with career and life skills programming.

Additionally, early work will include an enhanced multi-display Hall of Champions experience. The display will celebrate the accomplishments of Orange student-athletes in the classroom and on the field in real time, as well as recognizing alumni successes. This area will also serve as a gathering and event space that can be used for special events, along with day-to-day activities and programming.

JMA WIRELESS DOME & UPGRADES

On May 19, 2022, Syracuse University announced that JMA Wireless, a global leader in the wireless industry and 5G technology headquartered in Syracuse, entered a 10-year naming rights partnership, ending the 40-year legacy of the Carrier Dome name and ushering in the JMA Wireless Dome era (or JMA Dome for short).

On Dec. 8, the University announced that in the months ahead it will build on that momentum with the installation of upgraded chairback seating and the introduction of new premium offerings throughout the venue. Bench seating will be replaced throughout the 100, 200 and 300 levels, resulting in added comfort and accessibility. It also means the JMA Dome will have a new seat map and revised capacities for football, men's basketball, women's basketball, men's lacrosse and women's lacrosse competitions.

QUICK FACTS

GENERAL INFORMATION

School Syracuse University
 Location Syracuse, N.Y.
 Founded 1870
 Enrollment 15,226
 Chancellor Kent D. Syverud
 Athletic Director John Wildhack
 Faculty Athletics Representative Dr. Mary Graham
 Senior Women's Administrator Kirsten Elleby
 Nickname Orange
 Color Orange
 Arena (Capacity) JMA Wireless Dome (35,642)
 Affiliation NCAA Division I
 Conference Atlantic Coast Conference

Program History

First Season 1971-72
 All-Time Record 763-651 (.540)
 NCAA Tournament Appearances/Last 13/2021

Coaching Staff

Head Coach Felisha Legette-Jack
 Record at Syracuse 16-11 (.593)
 Career Record 359-290 (.553)
 Assistant Coach Sue Ludwig, Syracuse '88
 Assistant Coach Kristen Sharkey, Buffalo '15
 Assistant Coach Khyreed Carter, Michigan State '15
 Video Coordinator Blair Estarfaa, Cortland '16
 Director of Operations Amber Moore, Illinois '13

Media Information

Primary Contact Olivia Coiro
 Cell Phone 315-802-8737
 E-Mail Address oacoiro@syr.edu

Team Information

2021-22 Record 11-18
 2021-22 Conference Record/Finish 4-14, 12th
 2021-22 Home Record 8-1
 2021-22 Away Record 4-6
 2021-22 Neutral Record 3-2
 2022 Postseason N/A
 Starters Returning/Lost 1/4
 Players Returning/Lost 4/8
 Newcomers 10

Starters Returning*

Teisha Hyman G, 5-8, R-Jr., 16.2 ppg, 6.1 rpg, 3.9 apg
 *2021-22 statistics

Other Players Returning*

Ava Irvin G, 5-8, Jr., 0.6 ppg, 0.9 rpg, 0.2 apg
 Alaina Rice G, 5-8, Sr., 4.1 ppg, 3.9 rpg, 1.1 apg
 Nyah Wilson G, 5-8, So., 1.8 ppg, 0.6 rpg, 0.8 apg
 *2021-22 statistics

Newcomers

Dyaisha Fair G, 5-5, Sr., Rochester, N.Y. (Buffalo)
 Dariauna Lewis C, 6-1, Gr., Omaha, Neb. (Alabama A&M)
 Cheyenne McEvans G, 5-9, Jr., Detroit, Mich. (Buffalo)
 Lexi McNabb G, 5-7, Fr., Chandler, Ariz. (Lincoln Prep HS)
 Kennedy Perkins G, 5-6, Fr., Bolingbrook, Ill. (Bolingbrook HS)
 Asia Strong F, 6-2, Gr., South Bend, Ind. (Wichita State)
 Saniaa Wilson F, 6-0, So., Rochester, N.Y. (Buffalo)
 Kyra Wood F, 6-3, So., Buffalo, N.Y. (Temple)
 Georgia Woolley G, 6-0, So., Brisbane, Australia (Buffalo)

SYRACUSE ROSTER

NUMERICAL ROSTER

No.	Name	Pos.	Ht.	Class	Hometown/High School/Previous School
1	Kennedi Perkins	G	5-6	Fr.	Bolingbrook, Ill. / Bolingbrook HS
2	Dyaisha Fair	G	5-5	Sr.	Rochester, N.Y. / Edison Tech HS / Buffalo
3	Nyah Wilson	G	5-8	So.	Dallas, Texas / Duncanville HS
4	Teisha Hyman	G	5-8	R Jr.	White Plains, N.Y. / Woodlands HS
5	Georgia Woolley	G	6-0	So.	Brisbane, Australia / St. Paul's School / Buffalo
10	Ava Irvin	G	5-8	Jr.	Atlanta, Ga. / Greater Atlanta Christian School
11	Lexi McNabb	G	5-7	Fr.	Chandler, Ariz. / Lincon Prep HS
12	Cheyenne McEvans	G	5-9	Jr.	Detroit, Mich. / Southfield A&T / Buffalo
15	Asia Strong	F	6-2	Gr.	South Bend, Ind. / Riley HS / Wichita State
21	Saniaa Wilson	F	6-0	So.	Rochester, N.Y. / Bishop Kearney / Buffalo
22	Kyra Wood	F	6-3	So.	Buffalo, N.Y. / City Honors School / Temple
24	Dariauna Lewis	F	6-1	Gr.	Omaha, Ne. / Omaha North HS / Alabama State
25	Alaina Rice	G	5-8	Sr.	Rockledge, Fla. / IMG Academy / Auburn

ALPHABETICAL ROSTER

No.	Name	Pos.	Ht.	Class	Hometown/High School/Previous School
2	Dyaisha Fair	G	5-5	Sr.	Rochester, N.Y. / Edison Tech HS / Buffalo
4	Teisha Hyman	G	5-8	R Jr.	White Plains, N.Y. / Woodlands HS
10	Ava Irvin	G	5-8	Jr.	Atlanta, Ga. / Greater Atlanta Christian School
24	Dariauna Lewis	F	6-1	Gr.	Omaha, Ne. / Omaha North HS / Alabama State
12	Cheyenne McEvans	G	5-9	Jr.	Detroit, Mich. / Southfield A&T / Buffalo
11	Lexi McNabb	G	5-7	Fr.	Chandler, Ariz. / Lincon Prep HS
1	Kennedi Perkins	G	5-6	Fr.	Bolingbrook, Ill. / Bolingbrook HS
25	Alaina Rice	G	5-8	Sr.	Rockledge, Fla. / IMG Academy / Auburn
15	Asia Strong	F	6-2	Gr.	South Bend, Ind. / Riley HS / Wichita State
3	Nyah Wilson	G	5-8	So.	Dallas, Texas / Duncanville HS
21	Saniaa Wilson	F	6-0	So.	Rochester, N.Y. / Bishop Kearney / Buffalo
22	Kyra Wood	F	6-3	So.	Buffalo, N.Y. / City Honors School / Temple
5	Georgia Woolley	G	6-0	So.	Brisbane, Australia / St. Paul's School / Buffalo

WOMEN'S BASKETBALL SUPPORT STAFF

Academic Coordinator: Oliver Haney, Eighth Season (Syracuse '11)
Associate Athletic Trainer: Karen McKinney, 25th Season (Iowa '93)
Director of Strength and Conditioning: Ryan Cabiles, 16th Season (UNLV '98)
Assistant Equipment Manager: Dan Shworles, 22st Season (Xavier '00)
Assistant Director of Athletic Communications: Olivia Coiro, Sixth Season (Lasell '12)
Creative Content Producer: Jack Phillips, First Season (Marquette '21)

PRONUNCIATION GUIDE

2	Dyaisha Fair	DEE-asia Fair
3	Nyah Wilson	NY-uh
4	Teisha Hyman	Tee-sha Hi-man
21	Saniaa Wilson	Suh-NY-uh
24	Dariauna Lewis	Dairy-ah-NUH
25	Alaina Rice	uh-LAY-nuh
	Felisha Legette-Jack	La-GET Jack

SYRACUSE ROSTER BREAKDOWN

BY POSITION

Guards (9)

Dyaisha Fair	Teisha Hyman
Ava Irvin	Cheyenne McEvans
Lexi McNabb	Kennedi Perkins
Alaina Rice	Nyah Wilson
Georgia Woolley	

Forwards (3)

Asia Strong	Saniaa Wilson
Kyra Wood	

Centers (1)

Dariauna Lewis

BY CLASS

Freshmen (2)

Kennedi Perkins	Lexi McNabb
-----------------	-------------

Sophomores (4)

Nyah Wilson	Georgia Woolley
Saniaa Wilson	Kyra Wood

Juniors (3)

Ava Irvin	Cheyenne McEvans
Teisha Hyman	

Seniors (2)

Dyaisha Fair	Alaina Rice
--------------	-------------

Graduates (2)

Asia Strong	Dariauna Lewis
-------------	----------------

BY STATE/COUNTRY

Arizona (1)

Lexi McNabb

Nebraska (1)

Dariauna Lewis

Florida (1)

Alaina Rice

New York (4)

Dyaisha Fair
Teisha Hyman
Saniaa Wilson
Kyra Wood

Georgia (1)

Ava Irvin

Texas (1)

Nyah Wilson

Indiana (1)

Asia Strong

Australia (1)

Georgia Woolley

Michigan (1)

Cheyenne McEvans

FOLLOW THE ORANGE

TWITTER

Dyaisha Fair	@DyaishaFair
Teisha Hyman	@TeishaHyman
Ava Irvin	@Avaalrvin
Dariauna Lewis	@Dariauna1
Cheyenne McEvans	@Chey12_
Lexi McNabb	@McNabbLexi
Kennedi Perkins	@KPBallin1
Alaina Rice	
Asia Strong	@Asia__12
Nyah Wilson	@ballanyah
Saniaa Wilson	@21SWilson
Kyra Wood	@_kjwood
Georgia Woolley	@gwoolley5

INSTAGRAM

Dyaisha Fair	@Dyaisha_Fair
Teisha Hyman	@teisha_hyman
Ava Irvin	@Avalrvin
Dariauna Lewis	@theofficialstretch
Cheyenne McEvans	@cheym12
Lexi McNabb	@mcnabblexi
Kennedi Perkins	@KPBallin1
Alaina Rice	@alainarice_25
Asia Strong	@hoops_killa
Nyah Wilson	@nyyaahh_
Saniaa Wilson	@sanias.wilson
Kyra Wood	@kyy.wood
Georgia Woolley	@georgia.woolley

TIKTOK

Dyaisha Fair	@dyaishafair
Teisha Hyman	
Ava Irvin	@avaairvinn
Dariauna Lewis	@theofficialstretch
Cheyenne McEvans	@chey.supreme
Lexi McNabb	
Kennedi Perkins	@KPBallin1
Alaina Rice	@amoney2525
Asia Strong	@a_killaa
Nyah Wilson	@nyyaahh_
Saniaa Wilson	@sanaaa2112
Kyra Wood	@kyyy.wood
Georgia Woolley	@georgiawoolley20

ROSTER BY MAJOR

Dyaisha Fair	Communications & Rhetorical Studies
Teisha Hyman	Environmental & Interior Design
Ava Irvin	Health & Exercise Science
Dariauna Lewis	Global Health
Cheyenne McEvans	Psychology
Lexi McNabb	Undeclared (Whitman School of Management)
Kennedi Perkins	Electrical Engineering
Alaina Rice	Communications & Rhetorical Studies
Asia Strong	Project Management
Nyah Wilson	Broadcast & Digital Journalism
Saniaa Wilson	Communications & Rhetorical Studies
Kyra Wood	Broadcast & Digital Journalism
Georgia Woolley	Communications & Rhetorical Studies

THE HARD HAT

The blinged-out hard hat symbol of the blue collar mentality Coach Jack has instilled in the Syracuse program. The hard hat, decorated with rhinestones and glitter, is given out by the coaching staff to the player that "came to work and did their job". It's not always the player with the best stat line, but the player that does "all the little things" to help SU win.

*The hard hat was first awarded after the Bucknell game and is only awarded after a win

Bucknell	Dyaisha Fair
Yale	Alaina Rice
Coppin State	Asia Strong
Wagner	Dariauna Lewis
Wake Forest	Chey McEvans
UAlbany	Asia Strong (2)
Pittsburgh	Georgia Woolley
Clemson	Teisha Hyman
Boston College	Alaina Rice (2)
Virginia	Dyaisha Fair (2)
Boston College	Dariauna Lewis (2)
#14 North Carolina	Dariauna Lewis (3)

(#) - Times won

HEAD COACH FELISHA LEGETTE-JACK



Felisha Legette-Jack, a 1989 graduate of Syracuse University and Orange All-American, is home. The Syracuse native and 20-year collegiate head coach took the reins of the Orange basketball program on March 26, 2022.

Legette-Jack is synonymous with Syracuse women's basketball success. The 1985 BIG EAST Conference Freshman of the Year, three-time All-BIG EAST selection and Syracuse's first two-time honorable mention All-American. Legette-Jack helped lead the Orange to their first BIG EAST Championship and NCAA Tournament appearance in school history. More than 30 years later, she still ranks in the top-10 on Syracuse's career scoring and rebounding lists. She is one of three players in program history to score more than 1,500 points (1,526) and grab more than 900 rebounds (927).

One of the all-time Orange greats, Legette-Jack returns to her hometown with more than 30 years of coaching experience. She spent the last 10 years building the University at Buffalo's women's program into one of the perennial powers in the Mid-American Conference (MAC), leading the Bulls to four NCAA Tournaments, including the 2018 Sweet Sixteen. She is the all-time winningest coach in Bulls history with a 202-115 record and four MAC Tournament Championships. During her career she has guided three different Division I programs to a combined 13 winning seasons, nine postseason berths and six 20-win seasons, and has accrued a 343-279 record.

Legette-Jack led Nottingham High School to a pair of state titles before attending Syracuse, where she was a standout on Coach Barbara Jacobs' teams from 1984-89.

At Syracuse, Legette-Jack earned BIG EAST Freshman of the Year honors after helping lead the Orange to their first BIG EAST Championship in school history. As a sophomore, Legette-Jack averaged a double-double (15.8 ppg and 10.1 rpg) en route to honorable mention All-America honors and All-BIG EAST recognition.

The next year she earned honorable mention All-America and All-BIG EAST Second Team recognition. After missing the 1987-88 season due to a knee injury, she returned to earn the court earn All-BIG EAST honors for the fourth time in 1988-89. She finished her career as the program's all-time leader in points, rebounds, field goals made and attempted, and free throws made and attempted.

After graduating from Syracuse with bachelor's degrees in child and family studies and psychology in 1989, Legette-Jack began her coaching career at Westhill Senior High School on the city's West side in 1989. She made the move to the collegiate level as an assistant at Boston College from 1991-93 and never looked back.

Following her stint at BC, Legette-Jack returned home to Syracuse as an assistant on Coach Marianna Freeman's staff from 1993-2000. She left in 2000 to become an assistant coach at Michigan State for two seasons, before landing her first head coaching job at Hofstra in 2002.

In four years, Legette-Jack turned Hofstra's program around. During her final season Hofstra was 19-12 and advanced to the second round of the Women's National Invitational Tournament (WNIT).

Named head coach at Indiana University in 2006, Legette-Jack guided the that program for six years. She led the Hoosiers to consecutive WNITs in her first three seasons, including a 20-win season and WNIT Quarterfinal appearance in 2009.

In 2012, she returned to the Empire State when she was named the head coach at Buffalo. Legette-Jack put the UB program on the map during her decade in the Queen City. She led four Buffalo teams to four NCAA Tournaments, most recently this season, and developed the first WNBA Draft pick in school history, Cierra Dillard, who was selected by the Minnesota Lynx in 2019. Her UB teams have had five 20-win seasons and averaged more than 19 wins a campaign during her tenure.

The 2021-22 Bulls posted a 25-9 record, including a 16-4 mark in MAC play, and were 14-1 at home. Legette-Jack developed three All-MAC honorees in Dyaisha Fair, Georgia Woolley and Summer Hemphill. Fair finished the season ranked fourth in the nation in scoring average (23.4 points per game) and Woolley also earned MAC Freshman of the Year honors.

The Bulls had their most successful season in 2017-18, posting a 29-6 record, including 12-0 at home. UB earned the first NCAA at-large bid for the MAC since 1996 and danced its way to the Sweet Sixteen for the first time in school history.

Legette-Jack is enshrined in multiple halls of fame, including the Greater Syracuse Hall of Fame, the Syracuse Urban Sports Hall of Fame and the Syracuse University Orange Plus Hall of Fame. She was named to the BIG EAST Silver Anniversary team in 2004 and became the first female in Syracuse University history to have her jersey retired last fall when her No. 33 jersey was raised to the rafters of the Carrier Dome on Nov. 14, 2021.

Born Sept. 4, 1966, in Syracuse, Legette-Jack and her husband David, have one son, David Maceo, who is currently playing professional basketball in England for the Cheshire Phoenix.

THE FELISHA LEGETTE-JACK COACHING FILE

Years	School (Record)	Position
2022-Present	Syracuse (16-11)	Head Coach
2012-22	Buffalo (202-116)	Head Coach
2006-12	Indiana (87-100)	Head Coach
2002-06	Hofstra (54-63)	Head Coach
2000-02	Michigan State	Assistant Coach
1993-2000	Syracuse	Assistant Coach
1991-93	Boston College	Assistant Coach
1989-91	Westhill HS	Head Coach



Felisha Legette-Jack with her husband, David Jack, and their son David Maceo on her first day as head coach at Syracuse.

TOP-25 NATIONAL POLLS

Associated Press Poll

(Feb. 13, 2023)

No.	Team	Record	Points
1	South Carolina (28)	25-0	700
2	Indiana	23-1	670
3	Stanford	24-3	627
4	Utah	22-2	574
5	LSU	23-1	562
6	UConn	22-4	561
7	Iowa	20-5	552
8	Maryland	21-5	513
9	Duke	22-3	478
10	Notre Dame	20-4	447
11	Virginia Tech	20-4	427
12	Michigan	20-5	386
13	Ohio State	21-4	354
14	Villanova	22-4	313
15	Oklahoma	20-4	288
16	UCLA	20-6	256
17	Texas	20-6	243
18	Arizona	19-6	215
19	North Carolina	18-7	212
20	Gonzaga	23-3	187
21	Colorado	20-5	175
22	Iowa State	15-7	58
23	UNLV	24-2	52
24	Florida State	20-7	51
25	Southern California	19-6	31

Others receiving votes: Illinois 30, **NC State 30**, Middle Tennessee 23, South Florida 19, Oklahoma State 17, Creighton 17, **Louisville 11**, Rhode Island 6, Florida Gulf Coast 6, Marquette 5, Cleveland State 2, South Dakota State 1, Tennessee 1

2022-23 Opponents in BOLD

USA Today Coaches Poll

(Feb. 14, 2023)

No.	Team	Record	Points
1	South Carolina	25-0	800
2	Indiana	24-1	764
3	Stanford	24-3	712
4	LSU	23-1	708
5	Utah	22-2	660
6	UConn	22-4	622
7	Iowa	20-5	601
8	Maryland	21-5	573
9	Virginia Tech	20-4	541
10	Notre Dame	20-4	513
11	Duke	22-3	510
12	Oklahoma	20-4	409
13	Michigan	20-5	393
14	Ohio State	21-5	355
15	Villanova	22-4	325
16	UCLA	20-6	312
17	North Carolina	18-7	284
18	Arizona	19-6	273
19	Gonzaga	23-3	234
20	Iowa State	16-7	150
21	Colorado	21-5	143
22	Texas	20-7	134
23	South Florida	22-5	76
24	NC State	17-8	60
25	Florida Gulf Coast	24-3	57
25	UNLV	24-2	57

Dropped out: No. 24 Florida State

Others receiving votes: Southern California 34; Illinois 24; **Florida State 19**; Rhode Island 11; Mississippi 8; Massachusetts 6; Oregon 6; South Dakota State 6; Alabama 4; Middle Tennessee 4; Oklahoma State 4; Baylor 3; Purdue 3; **Louisville 2**.

2022-23 Opponents in BOLD

ACC STANDINGS

Team	ACC	Pct.	Home	Away	Overall	Pct.	Home	Away	Neutral	Streak
Duke	12-3	0.8	7-0	5-3	22-4	0.846	12-0	9-3	1-1	L1
Notre Dame	12-3	0.8	7-1	5-2	21-4	0.84	12-2	6-2	3-0	W3
Virginia Tech	11-4	0.733	7-1	4-3	21-4	0.84	13-1	6-3	2-0	W5
Florida State	10-5	0.667	7-1	3-4	21-7	0.75	13-1	6-4	2-2	W1
Louisville	10-5	0.667	6-1	4-4	19-9	0.679	10-2	8-5	1-2	L1
Miami	10-5	0.667	7-1	3-4	17-9	0.654	13-4	4-5	0-0	W1
North Carolina	9-6	0.6	6-1	3-5	18-8	0.692	12-1	4-6	2-1	L1
NC State	8-7	0.533	5-3	3-4	18-8	0.692	11-3	5-5	2-0	W1
Syracuse	7-9	0.438	5-3	2-6	16-11	0.593	13-3	3-8	0-0	L2
Wake Forest	5-10	0.333	5-2	0-8	14-12	0.538	11-2	3-8	0-2	L2
Clemson	5-11	0.312	3-4	2-7	14-14	0.5	9-5	4-7	1-2	L2
Virginia	4-11	0.267	4-4	0-7	15-11	0.577	11-4	4-7	0-0	W1
Georgia Tech	4-11	0.267	4-4	0-7	13-13	0.5	8-5	3-7	2-1	W1
Boston College	4-12	0.25	3-5	1-7	14-15	0.483	11-6	2-8	1-1	L5
Pitt	3-12	0.2	2-5	1-7	10-16	0.385	7-7	2-7	1-2	W2

*AS OF 2/17/23

ACC PRESEASON COACHES POLL

Team (First Place Votes)	Votes
Louisville (31)	1068
Virginia Tech (17)	984
NC State (8)	963
Notre Dame (4)	942
North Carolina	895
Miami	674
Duke	627
Georgia Tech	623
Florida State	553
Syracuse	379
Virginia	303
Clemson	275
Boston College	271
Wake Forest	256
Pittsburgh	187

ACC IN THE NET RANKINGS

Team	Rank	Previous
Notre Dame	8	9
Duke	9	8
Virginia Tech	12	13
NC State	17	17
Florida St.	19	19
North Carolina	24	23
Louisville	30	32
Miami (FL)	46	47
Virginia	51	51
Syracuse	58	56
Clemson	64	66
Georgia Tech	74	75
Wake Forest	76	76
Boston College	89	86
Pittsburgh	99	100

ORANGE IN THE POLLS

Week	AP (Votes)	USA Today (Votes)
Preseason	N/A	N/A
2	N/A	N/A
3	N/A	N/A
4	N/A	N/A
5	N/A	N/A
6	N/A	N/A
8	N/A	N/A
9	N/A	N/A
10	N/A	N/A
11	N/A	N/A
13	N/A	N/A
14	N/A	N/A
15	N/A	N/A
16	N/A	N/A
17	N/A	N/A
18	N/A	N/A
Postseason		
Final		

UPCOMING ACC MATCHUPS

SUNDAY, FEB. 19		
Louisville at Boston College	Chestnut Hill, Mass.	12 PM
Miami at Syracuse	Syracuse, N.Y.	1 PM
Duke at Virginia	Charlottesville, Va.	2 PM
Georgia Tech at Florida State	Tallahassee, Fla.	2 PM
Notre Dame at Pitt	Pittsburgh, Pa.	2 PM
Wake Forest at North Carolina	Chapel Hill, N.C.	4 PM
NC State at Virginia Tech	Blacksburg, Va.	4 PM
THURSDAY, FEB. 23		
Syracuse at Pitt	Pittsburgh, Pa.	6 PM
Miami at Louisville	Louisville, Ky.	6 PM
Georgia Tech at Notre Dame	South Bend., Ind.	6 PM
Florida State at Wake Forest	Winston-Salem, N.C.	6 PM
Virginia at Clemson	Clemson, S.C.	7 PM
Virginia Tech at North Carolina	Chapel Hill, N.C.	8 PM
NC State at Duke	Durham, N.C.	8 PM
SUNDAY, FEB. 26		
Virginia at Miami	Coral Gables, Fla.	12 PM
North Carolina at Duke	Durham, N.C.	12 PM
Notre Dame at Louisville	Louisville, Ky.	12 PM
Pittsburgh at NC State	Raleigh, N.C.	2 PM
Boston College at Wake Forest	Winston-Salem, N.C.	2 PM
Florida State at Clemson	Clemson, S.C.	2 PM
Virginia Tech at Georgia Tech	Atlanta, Ga.	4 PM

WATCH LISTS

Wooden Award Preseason Top-50 Dyaisha Fair
 Nancy Lieberman Midseason Watch List Dyaisha Fair
 Dawn Staley Award Later Season Watch List .. Dyaisha Fair

CHARTING THE ORANGE

Times Led Team in Points

	Season	Career
Dyaisha Fair	20	20
Teisha Hyman	2	16
Alaina Rice	2	3
Georgia Woolley	2	2
Dariauna Lewis	1	1
Saniaa Wilson	1	1

Times Led Team in Rebounds

	Season	Career
Dariauna Lewis	19	19
Asia Strong	3	3
Saniaa Wilson	3	3
Alaina Rice	2	7
Kyra Wood	2	2
Georgia Woolley	1	1
Teisha Hyman		12

Times Led Team in Assists

	Season	Career
Dyaisha Fair	17	17
Teisha Hyman	10	26
Alaina Rice	3	4
Georgia Woolley	2	2
Asia Strong	1	1
Dariauna Lewis	1	1
Nyah Wilson		1

Times Led Team in Blocks

	Season	Career
Dariauna Lewis	12	12
Teisha Hyman	6	12
Kyra Wood	6	6
Georgia Woolley	4	4
Asia Strong	4	4
Saniaa Wilson	4	4
Alaina Rice	3	3
Dyaisha Fair	1	1

Times Led Team in Steals

	Season	Career
Dyaisha Fair	11	11
Georgia Woolley	9	9
Teisha Hyman	7	18
Alaina Rice	5	9
Kyra Wood	2	2
Ava Irvin	1	1
Lexi McNabb	1	1
Cheyenne McEvans	1	1

Double-Figure Scoring Games

	Season	Career
Dyaisha Fair	27	27
Dariauna Lewis	12	12
Georgia Woolley	12	12
Teisha Hyman	11	41
Asia Strong	8	8
Alaina Rice	6	9
Saniaa Wilson	3	3

20-Point Game

	Season	Career
Dyaisha Fair	14	14
Georgia Woolley	5	5
Teisha Hyman	4	11

30-Point Games

	Season	Career
Teisha Hyman		2
Dyaisha Fair	1	1

40-Point Games

	Season	Career

Career (at Syracuse)
^ Current trend

Double Figure Rebounding Games

	Season	Career
Dariauna Lewis	14	14
Asia Strong	2	2
Alaina Rice	1	3
Saniaa Wilson	1	1
Teisha Hyman	1	2

Double-Doubles

	Season	Career
Dariauna Lewis	11	11
Asia Strong	2	2
Saniaa Wilson	1	1
Teisha Hyman		1

Triple-Doubles

	Season	Career
Teisha Hyman		1

Consecutive Games in Double Figures

	Season	Career
Dyaisha Fair	27^	27^
Teisha Hyman	5	19
Georgia Woolley	7^	7^
Dariauna Lewis	4^	4^
Asia Strong	3	3
Saniaa Wilson	2	2
Alaina Rice	2	2

Consecutive Games Started

	Season	Career
Teisha Hyman	22	49
Alaina Rice	7^	7^
Dyaisha Fair	27^	27^
Asia Strong	8	8
Dariauna Lewis	12	12
Georgia Woolley	15	15
Kyra Wood	14^	14^
Saniaa Wilson	4	4

STARTING LINEUP BY GAME

Game	Fair	Hyman	Rice	Strong	Lewis
STONY BROOK	Fair	Hyman	Rice	Strong	Lewis
COLGATE	Fair	Hyman	Rice	Strong	Lewis
BINGHAMTON	Fair	Hyman	Rice	Strong	Lewis
LONG ISLAND	Fair	Hyman	Rice	Wood	Strong
Penn State	Fair	Hyman	Rice	Strong	Lewis
BUCKNELL	Fair	Hyman	Woolley	Strong	Lewis
Purdue	Fair	Hyman	Woolley	Strong	Lewis
Yale	Fair	Hyman	Woolley	Strong	Lewis
COPPIN STATE	Fair	Hyman	Rice	Woolley	Lewis
WAGNER	Fair	Hyman	Rice	Woolley	Lewis
WAKE FOREST	Fair	Hyman	Rice	Woolley	Lewis
UALBANY	Fair	Hyman	Rice	Woolley	Lewis
Louisville	Fair	Hyman	Rice	Woolley	Lewis
NC STATE	Fair	Hyman	Rice	Woolley	Wood
PITTSBURGH	Fair	Hyman	Woolley	Wood	Lewis
Clemson	Fair	Hyman	Woolley	Wood	Lewis
Boston College	Fair	Hyman	Woolley	Wood	Lewis
NOTRE DAME	Fair	Hyman	Woolley	Wood	Lewis
Georgia Tech	Fair	Hyman	Woolley	Wood	Lewis
DUKE	Fair	Hyman	Woolley	Wood	Lewis
VIRGINIA	Fair	Hyman	Rice	Wood	S.Wilson
LOUISVILLE	Fair	Hyman	Rice	Wood	S.Wilson
Virginia Tech	Fair	Woolley	Rice	Wood	S.Wilson
BOSTON COL.	Fair	Woolley	Rice	Wood	Lewis
UNC	Fair	Woolley	Rice	Wood	Lewis
Notre Dame	Fair	Woolley	Rice	Wood	Lewis
Florida State	Fair	Woolley	Rice	Wood	Lewis
MIAMI					
Pittsburgh					

GAME-BY-GAME BREAKDOWN

Date	Game Opponent	Time (EST)	TV	Jersey	Opening Tip	First Point(s)	Attendance	Result
Nov. 7	Stony Brook	3:30 PM	ACCNX	White	Syracuse	Strong (Layup)	1,259	W, 79-56
Nov. 10	Colgate	7:00 PM	ACCNX	White	Syracuse	Hyman (Jumper)	1,164	W, 72-48
Nov. 14	Binghamton	7:00 PM	ACCNX	White	Syracuse	Rice (Layup)	1,522	W, 92-59
Nov. 17	Long Island	7:00 PM	ACCNX	White	Long Island	Fair (Jumper)	1,084	W, 85-63
Nov. 21	at Penn State	7:00 PM	BIG +	Orange	Syracuse	Fair (Three)	1,650	L, 82-69
Nov. 25	Bucknell	7:00 PM	ACCNX	White	Syracuse	Fair (Jumper)	1,363	W, 65-48
Nov. 30	at Purdue	6:00 PM	BIG Network	Orange	Purdue	Lewis (Free Throw)	2,521	L, 87-78
Dec. 4	at Yale	12:00 PM	ESPN+	Orange	Yale	Woolley (Jumper)		W, 60-58
Dec. 8	Coppin State	7:00 PM	ACCNX	White	Syracuse	Fair (Layup)	1,086	W, 93-75
Dec. 11	Wagner	2:00 PM	ACCNX	White	Syracuse	Rice (Layup)	1,468	W, 83-53
Dec. 18	Wake Forest	12:00 PM	ACC Network	White	Wake Forest	Fair (Three)	1,555	W, 67-58
Dec. 20	UALbany	10:30 AM	ACCNX	White	UALbany	Fair (Layup)	7,311	W, 87-64
Dec. 29	at (RV) Louisville	7:00 PM	ACCNX	Orange	Louisville	Lewis (Layup)	9,025	L, 86-77
Jan. 1	#6 NC State	7:00 PM	YES Network	White	Syracuse	Woolley (Layup)	1,994	L, 56-54
Jan. 5	Pittsburgh	6:00 PM	ACC Network	White	Syracuse	Lewis (Jumper)	1,956	W, 89-71
Jan. 8	at Clemson	2:00 PM	ACCNX	Orange	Clemson	Lewis (Jumper)	906	W, 91-77
Jan. 12	at Boston College	7:00 PM	ACCNX	Orange	Boston College	Lewis (Layup)	964	W, 83-73
Jan. 15	#7 Notre Dame	2:00 PM	ACC Network	White	Notre Dame	Fair (Jumper)	3,736	L, 72-56
Jan. 19	at Georgia Tech	7:00 PM	ACC Network Extra	Orange	Syracuse	Wood (Layup)	1,920	L, 69-57
Jan. 22	at #13 Duke	12:00 PM	ACC Network	Orange	Syracuse	Hyman (Three)	2,147	L, 62-50
Jan. 26	Virginia	7:00 PM	ACC Network Extra	White	Virginia	Rice (Three)	1,606	W, 90-72
Jan. 29	Louisville	12:00 PM	ACC Network	White	Syracuse	Fair (Three)	6,220	L, 79-67
Feb. 2	at #13 Virginia Tech	7:00 PM	ACC Network Extra	Orange	Syracuse	S. Wilson (Layup)	2,592	L, 78-64
Feb. 5	Boston College	2:00 PM	ACC Network Extra	White	Boston College	Rice (Three)	2,723	W, 79-72
Feb. 9	#14 North Carolina	7:00 PM	ACC Network Extra	Pink/Pink	Syracuse	Rice (Three)	1,932	W, 75-67
Feb. 12	at #10 Notre Dame	4:00 PM	ACC Network	Pink/Pink	Syracuse	Rice (Layup)	5,239	L, 73-64
Feb. 16	at #24 Florida State	6:00 PM	ACC Network	Pink/White	Florida State	Rice (Jumper)	2,794	L, 78-65

NCAA STATISTICAL RANKINGS

Team	Category (Value)	NCAA Rank	ACC Rank
Assist Turnover Ratio (0.89)	127	10	
Assists Per Game (13.7)	135	10	
Blocked Shots Per Game (4.0)	59	7	
Field Goal Percentage (.415)	142	10	
Field-Goal Percentage Defense (.414)	239	14	
Fouls Per Game (14.7)	48	2	
Free Throw Attempts Per Game (18.2)	114	6	
Free-Throw Percentage (.722)	128	7	
Free Throws Made Per Game (13.1)	95	5	
Rebound Margin (2.8)	108	10	
Defensive Rebounds Per Game (26.5)	95	6	
Offensive Rebounds Per Game (14.9)	19	1	
Rebounds Per Game (41.4)	31	4	
Scoring Defense (.680)	267	15	
Scoring Margin (5.7)	109	10	
Scoring Offense (.737)	45	5	
Steals Per Game (10.1)	28	1	
3PT FG Attempts Per Game (18.4)	184	8	
3PT FG Percentage (.316)	151	7	
3PT FG Percentage Defense (.286)	65	6	
3PT FG Per Game (5.8)	178	8	
Turnover Margin (2.11)	98	4	
Turnovers Forced Per Game (17.5)	102	8	
Turnovers Per Game (15.4)	141	8	
Win-Lost Percentage (.593)	131	9	

Individual (Top-50 Nationally)

Player	Value	Rank
Double Doubles		
Dariauna Lewis (11)	28	3
Field Goal Attempts		
Dyaisha Fair (479)	6	1
Field Goals Made		
Dyaisha Fair (187)	18	2
Minutes Per Game		
Dyaisha Fair (35.65)	48	4
Points		
Dyaisha Fair (544)	11	2
Points Per Game		
Dyaisha Fair (20.1)	20	2
Rebounds		
Dariauna Lewis (240)	36	3
Rebounds Per Game		
Dariauna Lewis (9.2)	42	2
Steals		
Dyaisha Fair (66)	22	1
Steals Per Game		
Dyaisha Fair (2.44)	42	2
Three Point Attempts		
Dyaisha Fair (197)	13	2
Three Pointers Made		
Dyaisha Fair (71)	20	3
Three Pointers Per Game		
Dyaisha Fair (2.63)	37	3

*Through games 2/16/23

ORANGE RECORD WHEN...

At home	13-3	Fewer Free Throw Attempts	3-7
On the road	3-8	Free Throw Attempts Tied	0-0
Neutral site	0-0	More Made Free Throws	14-4
Scoring 90-Plus Points	4-0	Fewer Made Free Throws	1-7
Scoring 80-Plus Points	5-0	Made Free Throws Tied	1-0
Scoring 70-Plus Points	5-2	30-Plus Free Throw Attempts	2-0
Scoring 60-Plus Points	2-5	20-Plus Free Throw Attempts	9-2
Scoring Under 60 Points	0-4	Under 20 Free Throw Attempts	6-9
Allowing Under 60 Points	4-1	20-Plus Turnovers Forced	5-1
Allowing Under 50 Points	2-0	15-Plus Turnovers Forced	9-6
Allowing Under 40 Points	0-0	10-Plus Turnovers Forced	2-4
Leading at Halftime	11-3	Under 10 Turnovers Forced	0-0
Trailing at Halftime	5-8	15-Plus Turnovers	11-5
Tied at Halftime	0-0	Under 15 Turnovers	6-6
Outrebounding Opponent	14-3	20-Plus Assists	2-0
Being Outrebounded	1-8	15-Plus Assists	8-2
Rebounds Tied	1-0	Under 15 Assists	6-9
Higher Field Goal Percentage	13-1	More 3-Pointers Made	9-5
Lower Field Goal Percentage	3-10	Fewer 3-Pointers Made	7-5
Field Goal Percentage Tied	0-0	3-Pointers Made Tied	0-1
Fewer Turnovers	11-5	1-Possession Games	1-1
More Turnovers	4-5	Final Margin Greater Than 10 Points	11-8
Turnovers Tied	1-1	Final Margin 10 Points or Less	4-2
40-Plus Field Goal Percentage	13-1	Final Margin 5 Points or Less	1-1
Under 40% Field Goal Percentage	3-10	Overtime Games	0-0
Over 30% 3-Point Field Goal Percentage	10-6	With a 40-Point Scorer	0-0
Under 30% 3-Point Field Goal Percentage	6-5	With a 30-Point Scorer	1-0
90-Plus Free Throw Percentage	2-0	With a 20-Point Scorer	10-7
80-Plus Free Throw Percentage	6-1	With a 10-Plus Rebounder	9-5
70-Plus Free Throw Percentage	4-2	Versus Ranked Opponents	1-6
Under 70% Free Throw Percentage	4-8	Wearing White Jerseys	12-3
30-Plus 3-Point Attempts	0-0	Wearing Orange Jerseys	3-6
20-Plus 3-Point Attempts	8-6	Wearing Grey Jerseys	0-0
Under 20 3-Point Attempts	7-3	Wearing Pink with White Jerseys	0-1
More Free Throw Attempts	13-4	Wearing All Pink Jerseys	1-1

SPECIALTY STATISTICS

Opponent	T/O	2nd Chance	Paint	FastBreak	Bench	Ties	Lead Changes	WL	Score
Stony Brook	18	19	42	19	16	0	6	W	79-56
Colgate	15	13	40	14	22	0	0	W	72-48
Binghamton	12	19	68	28	27	0	4	W	92-59
Long Island	20	14	42	19	28	3	1	W	85-63
Penn State	19	8	26	9	6	0	3	L	82-69
Bucknell	13	9	30	7	6	1	1	W	65-48
Purdue	12	17	28	8	3	0	4	L	87-78
Yale	17	16	20	4	8	3	3	W	60-58
Coppin State	11	10	50	19	31	0	3	W	93-75
Wagner	16	20	52	17	43	0	0	W	83-53
Wake Forest	16	16	32	14	16	3	9	W	67-58
UAlbany	8	18	50	16	23	5	7	W	87-64
RV Louisville	12	9	32	6	6	2	5	L	86-77
#6 NC State	20	7	24	15	11	2	3	L	56-54
Pittsburgh	15	16	38	31	16	3	5	W	89-71
Clemson	17	23	34	6	18	3	2	W	91-77
Boston College	22	10	28	22	28	3	7	W	83-73
#7 Notre Dame	10	9	34	5	19	6	9	L	72-56
Georgia Tech	15	9	30	10	5	9	5	L	69-57
#13 Duke	19	8	22	6	23	1	1	L	62-50
Virginia	12	18	32	15	28	6	8	W	90-72
Louisville	21	20	22	7	36	4	5	L	79-67
#13 Virginia Tech	13	9	32	4	11	6	9	L	78-64
Boston College	13	17	34	10	7	1	3	W	79-72
#14 North Carolina	21	18	24	10	9	4	9	W	75-67
#10 Notre Dame	12	2	20	7	8	4	12	L	73-64
#24 Florida State	12	9	28	8	13	0	4	L	78-65

THE LAST TIME...

SYRACUSE INDIVIDUAL

Scored 20 points	Dyaisha Fair (22) vs. #10 Notre Dame, Feb. 13, 2023
Scored 25 points	Dyaisha Fair (25) vs. Boston College, Jan. 12, 2023
Scored 30 points.....	Teisha Hyman (31) at Pittsburgh, Feb. 13, 2022
Scored 35 points	Dyaisha Fair (36) vs. Virginia, Jan. 26, 2023
Scored 40 points.....	Tiana Mangakahia (44) at #22 Florida State, Feb. 28, 2019
Consecutive 20-point games.....	Dyaisha Fair (23) vs. #14 North Carolina, Feb. 9, 2023 & (22) vs. #10 Notre Dame, Feb. 12, 2023
Consecutive 25-point games.....	Dyaisha Fair (27) vs. Clemson, Jan. 8, 2023 & (25) vs. Boston College, Jan. 12, 2023
Consecutive 30-point games.....	Alexis Peterson (34) vs. Texas A&M, Dec. 21, 2016 & (31) at Louisville, Dec. 29, 2016
Had 15 rebounds.....	Alaina Rice (17) vs. #24 Florida State, Feb. 16, 2023
Had 20 rebounds.....	Fantasia Goodwin (25) vs. Saint Peter's, Dec. 22, 2007 *
10 assists.....	Tiana Mangakahia (11) vs. Pittsburgh, Feb. 7, 2021
15 assists.....	Teisha Hyman (15) vs. Central Connecticut State, Dec. 5, 2021
Made 10 field goals	Dyaisha Fair (11) vs. Virginia, Jan. 26, 2023
Made 15 field goals.....	Tiana Mangakahia (16), at Florida State, Feb. 28, 2019
Attempted 20 field goals.....	Dyaisha Fair (21), vs. #13 Virginia Tech Feb. 2, 2023
Attempted 25 field goals.....	Tiana Mangakahia (28) vs. Clemson, March 3, 2022
Made six 3-point field goals.....	Dyaisha Fair (6) vs. Clemson, Jan. 8, 2023
Made seven 3-point field goals.....	Gabrielle Cooper (7) vs. Clemson, Jan. 3, 20198
Made eight 3-point field goals.....	Dyaisha Fair (8) vs. Virginia, Jan. 26, 2023 * (Ties program record)
Attempted 10 3-point field goals	Dyaisha Fair (10) vs. #24 Florida State, Feb. 16, 2023
Attempted 15 3-point field goals.....	Kiara Lewis (17) vs. #3 Stanford, Nov. 29, 2019
Made 10 free throws	Dyaisha Fair (11-13) vs. Boston College, Jan. 12, 2023
Made 15 free throws.....	Alexis Peterson (17) vs. NC State, Jan. 12, 2017 *
Attempted 15 free throws.....	Kiara Lewis (18) vs. Notre Dame, Jan. 5, 2020
Attempted 20 free throws.....	Tiana Mangakahia (20) vs. Georgia Tech, Jan. 4, 2018
Five blocked shots	Kamilla Cardoso (6) vs. South Dakota State (NCAAT), Mar. 21, 2021
10 blocked shots	Holly Oslander (10) vs. Marquette, Dec. 28, 1992
15 blocked shots	Martha Mogish (16) vs. Colgate, Jan. 27, 1978 *
Recorded five steals	Georgia Woolley (5) vs. Louisville, Jan. 29, 2023
Recorded six steals.....	Georgia Woolley (6), vs. Clemson, Jan. 8, 2023
Recorded seven steals	Teisha Hyman (7), vs. #18/20 Notre Dame, January 27, 2022
Double-double	Dariaunna Lewis (10 pts, 10 reb) vs. #24 Florida State, Feb. 16, 2023
Double-double in points and assists.....	Tiana Mangakahia (19 pts, 11 assists) vs. Notre Dame, Jan. 31, 2021
Double-double in points and steals.....	Cornelia Fondren (12 pts, 10 steals) vs. Howard, Dec. 30, 2015
Consecutive double-doubles.....	Dariaunna Lewis (14 pts, 10 reb) vs. #10 Notre Dame, Feb. 12, 2023 & Dariaunna Lewis (10 pts, 10 reb) vs. #24 Florida State, Feb. 16, 2023
Three straight double-doubles	Dariaunna Lewis (14 pts, 15 reb) vs. #14 North Carolina, Feb. 9, 2023, (14 pts, 10 reb) vs. #10 Notre Dame, Feb. 12, 2023 & Dariaunna Lewis (10 pts, 10 reb) vs. #24 Florida State, Feb. 16, 2023
Triple-double	Teisha Hyman (27 pts, 15 assists, 11 steals) vs. Central Connecticut State, Dec. 5, 2021
Led Syracuse in points, rebounds and assists.....	Teisha Hyman (31 pts, 7 rebounds, 4 assists) at Pittsburgh, Feb. 13, 2022
Led Syracuse in points, rebounds, assists, and steals.....	Teisha Hyman (31 pts, 7 rebs, 4 assists, 4 steals) at Pittsburgh, Feb. 13, 2022
Hit a shot at the buzzer to win a game.....	Kamilla Cardoso vs. Florida State (ACCT), March 5, 2021

SYRACUSE TEAM

Scored 90 points	90 vs. Virginia, Jan. 26, 2023
Scored 100 points.....	116 vs. Central Connecticut State, Dec. 5, 2021*
Scored 100 points in a conference game	102 vs. West Virginia, Feb. 10, 1999
Had 50 rebounds.....	50 vs. Clemson, Jan. 8, 2023
Had 60 rebounds.....	63 vs. Howard, Dec. 30, 2015
Made 30 field goals	32 vs. Virginia, Jan. 26, 2023
Made 35 field goals.....	35 vs. Pittsburgh, Jan. 5, 2023
Attempted 70 field goals.....	74 vs. #24 Florida State, Feb. 23, 2023
Attempted 80 field goals.....	84 vs. Lincoln, Dec. 2, 2020
Attempted 90 field goals.....	91 vs. Howard, Dec. 30, 2015
Made 10 3-point field goals	10 vs. Louisville, Jan. 29, 2023
Made 15 3-point field goals.....	17 vs. Miami, Jan. 17, 2021
Attempted 30 3-point field goals	31 vs. Pittsburgh, Jan. 5, 2023
Attempted 35 3-point field goals	35 at #4 NC State, Feb. 20, 2022
Made 20 free throws	21 vs. Boston College, Jan. 12, 2023
Made 25 free throws.....	25 at Pittsburgh, Feb. 13, 2022
Made 30 free throws.....	34 at Pittsburgh, Jan. 7, 2012 *
Attempted 30 free throws	30 vs. Yale, Dec. 4, 2022
Attempted 35 free throws.....	35 vs. Albany, March 20, 2016
Attempted 40 free throws.....	40 vs. Bryant, Dec. 30, 2010
Dished out 20 assists.....	20 vs. Clemson, Jan. 8, 2023
Dished out 25 assists.....	28 vs. Clemson, Dec. 11, 2021
Dished out 30 assists.....	30 vs. Niagara, Dec. 17, 2018*
Recorded 15 steals.....	16 vs. UAlbany, Dec. 20, 2022
Recorded 20 steals	20 vs. Virginia, Jan. 2, 2017
10 blocked shots	10 vs. Pittsburgh, Jan. 5, 2023
Four players scored in double figures.....	Dyaisha Fair (27), Georgia Woolley (14), Teisha Hyman (14) Dariaunna Lewis (12) vs. Clemson, Jan. 8, 2023
Five players scored in double-figures.....	Dyaisha Fair (25), Alaina Rice (17), Dariaunna Lewis (11), Teisha Hyman (11), Asia Strong (11) vs. Boston College, Jan. 12, 2023
Six players scored in double-figures.....	Teisha Hyman (27), Chrislyn Carr (22), Christianna Carr (17), Alaysia Styles (16), Alaina Rice (13), and Naje Murray (13) vs. Central Connecticut State, Dec. 5, 2021
Seven players scored in double-figures.....	Caryn Schoff (20), Paula Moore (16), Nichole Oliver (13), Leigh Aziz (10), Beth Record (10), Jaime James (10), Ernestine Austin (10) vs. Lafayette, Dec. 4, 1998
Two players had 20 or more points	Dyaisha Fair (23) & Georgia Woolley (20) vs. #14 North Carolina, Feb. 9, 2023
Two players had 25 or more points.....	Miranda Drummond (29 pts) and Tiana Mangakahia (26 pts) vs. Northwestern Nov. 30, 2017
Three players had 20 or more points	Teisha Hyman (30), Chrislyn Carr (23), Naje Murray (21) vs. #18 Ohio State Dec. 1, 2021
Two players had double-figure rebounds.....	Emily Engstler (12) and Digna Strautmene (10) vs. South Dakota State (NCAAT), Mar. 21, 2021
Three players had double-figure rebounds.....	Amaya Finklea-Guity (10), Gabrielle Cooper (10), Digna Strautmene (10) vs. Stony Brook, Dec. 3, 2017
Two players had double-doubles	Emily Engstler (18 pts, 12 reb) and Digna Strautmene (13 pts, 10 reb) vs. South Dakota State (NCAAT), Mar. 21, 2021
Three players had double-doubles.....	Tiana Mangakahia (19 pts, 13 assists); Emily Engstler (11 pts, 13 reb); Kamilla Cardoso (10 pts, 16 reb) vs. UNC, Jan. 19, 2021

* - Program record

TEAM STATISTICS



2022-23 Syracuse Women's Basketball Combined Team Statistics All games

Page 1/1
as of Feb 17, 2023

Game Records

Record	Overall	Home	Away	Neutral
ALL GAMES	16-11	13-3	3-8	0-0
CONFERENCE	7-9	5-3	2-6	0-0
NON-CONFERENCE	9-2	8-0	1-2	0-0

Score by Periods

Team	1st	2nd	3rd	4th	OT	TOT
Syracuse	478	467	557	489	0	1991
Opponents	442	441	454	499	0	1836

Team Box Score

No.	Player	Total			3-Point			F-Throw		Rebounds				PF DQ A TO BLK STL PTS AVG								
		GP-GS	MIN	AVG	FG-FGA	FG%	3FG-3FGA	3FG%	FT-FTA	FT%	OFF	DEF	TOT	AVG	PF	DQ	A	TO	BLK	STL	PTS	AVG
2	FAIR, Dyaisha	27-27	962:25	35.6	187-479	.390	71-197	.360	99-121	.818	22	74	96	3.6	20	0	111	58	4	66	544	20.1
5	WOOLLEY, Georgia	24-20	709:41	29.6	99-254	.390	33-108	.306	53-68	.779	35	64	99	4.1	47	0	50	58	9	49	284	11.8
4	HYMAN, Teisha	25-22	678:12	27.1	109-276	.395	16-52	.308	33-46	.717	21	80	101	4.0	54	1	82	93	8	46	267	10.7
24	LEWIS, Dariauna	26-22	759:14	29.2	101-206	.490	0-7	.000	47-70	.671	72	168	240	9.2	73	1	25	40	33	22	249	9.6
15	STRONG, Asia	22-8	476:15	21.6	70-166	.422	11-42	.262	32-41	.780	47	68	115	5.2	48	1	10	35	10	6	183	8.3
25	RICE, Alaina	27-18	632:57	23.4	65-168	.387	23-72	.319	32-42	.762	46	90	136	5.0	37	1	47	43	9	37	185	6.9
21	WILSON, Saniaa	24-3	274:31	11.4	34-62	.548	0-0	.000	18-30	.600	37	42	79	3.3	45	1	4	15	13	6	86	3.6
22	WOOD, Kyra	25-15	408:07	16.3	33-62	.532	0-0	.000	8-16	.500	45	42	87	3.5	35	0	7	25	23	18	74	3.0
12	MCEVANS, Cheyenne	17-0	211:59	12.5	16-41	.390	1-6	.167	15-24	.625	14	17	31	1.8	15	0	15	15	0	12	48	2.8
1	PERKINS, Kennedy	17-0	141:16	8.3	14-41	.341	2-6	.333	11-20	.550	10	10	20	1.2	11	0	5	12	0	3	41	2.4
3	WILSON, Nyah	16-0	91:33	5.7	9-16	.563	0-1	.000	4-7	.571	3	8	11	0.7	11	0	6	7	0	6	22	1.4
11	MCNABB, Lexi	7-0	32:23	4.6	2-6	.333	0-4	.000	2-3	.667	0	1	1	0.1	1	0	6	3	0	1	6	0.9
10	IRVIN, Ava	6-0	21:29	3.6	1-5	.200	0-2	.000	0-2	.000	0	0	0	0.0	0	0	2	2	0	2	2	0.3
Team											50	51	101				10					
Total		27	5400		740-1782	.415	157-497	.316	354-490	.722	402	715	1117	41.4	397	5	370	416	109	274	1991	73.7
Opponents		27	5400		707-1709	.414	144-504	.286	278-388	.716	340	702	1042	38.6	464	3	411	473	75	192	1836	68.0

Team Statistics

	SU	OPP
Scoring	1991	1836
Points per game	73.7	68.0
Scoring margin	+5.7	-
Field goals-att	740-1782	707-1709
Field goal pct	.415	.414
3 point fg-att	157-497	144-504
3-point FG pct	.316	.286
3-pt FG made per game	5.8	5.3
Free throws-att	354-490	278-388
Free throw pct	.722	.716
F-Throws made per game	13.1	10.3
Rebounds	1117	1042
Rebounds per game	41.4	38.6
Rebounding margin	+2.8	-
Assists	370	411
Assists per game	13.7	15.2
Turnovers	416	473
Turnovers per game	15.4	17.5
Turnover margin	+2.1	-
Assist/turnover ratio	0.9	0.9
Steals	274	192
Steals per game	10.1	7.1
Blocks	109	75
Blocks per game	4.0	2.8
Winning streak	0	-
Home win streak	2	-
Attendance	37979	29758
Home games-Avg/Game	16-2374	11-2705
Neutral site-Avg/Game	-	0-0

Team Results

Date	Opponent		Score	Att.
11/07/2022	Stony Brook	W	79-56	1259
11/10/2022	Colgate	W	72-48	1164
11/14/2022	Binghamton	W	92-59	1522
11/17/2022	LIU	W	85-63	1084
11/21/2022	at Penn St.	L	69-82	1650
11/25/2022	Bucknell	W	65-48	1363
11/30/2022	at Purdue	L	78-87	2521
12/04/2022	at Yale	W	60-58	0
12/08/2022	Coppin St.	W	93-75	1086
12/11/2022	Wagner	W	83-53	1468
12/18/2022	Wake Forest	W	67-58	1555
12/20/2022	UAlbany	W	87-64	7311
12/29/2022	at Louisville	L	77-86	9025
01/01/2023	NC State	L	54-56	1994
01/05/2023	Pittsburgh	W	89-71	1956
01/08/2023	at Clemson	W	91-77	906
01/12/2023	at Boston College	W	83-73	964
01/15/2023	Notre Dame	L	56-72	3736
01/19/2023	at Georgia Tech	L	57-69	1920
01/22/2023	at Duke	L	50-62	2147
01/26/2023	Virginia	W	90-72	1606
01/29/2023	Louisville	L	67-79	6220
02/02/2023	at Virginia Tech	L	64-78	2592
02/05/2023	Boston College	W	79-72	2723
02/09/2023	North Carolina	W	75-67	1932
02/12/2023	at Notre Dame	L	64-73	5239
02/16/2023	at Florida St.	L	65-78	2794

TEAM STATISTICS



2022-23 Syracuse Women's Basketball Combined Team Statistics In Conference games

Page 1/1
as of Feb 17, 2023

Game Records

Record	Overall	Home	Away	Neutral
ALL GAMES	7-9	5-3	2-6	0-0
CONFERENCE	7-9	5-3	2-6	0-0
NON-CONFERENCE	0-0	0-0	0-0	0-0

Score by Periods

Team	1st	2nd	3rd	4th	OT	TOT
Syracuse	282	252	330	264	0	1128
Opponents	275	282	274	312	0	1143

Team Box Score

No.	Player	Total			3-Point			F-Throw		Rebounds				PF DQ A TO BLK STL				PTS	AVG			
		GP-GS	MIN	AVG	FG-FGA	FG%	3FG-3FGA	3FG%	FT-FTA	FT%	OFF	DEF	TOT	AVG	PF	DQ	A			TO	BLK	STL
2	FAIR, Dyaisha	16-16	589:14	36.8	110-281	.391	48-127	.378	66-80	.825	14	43	57	3.6	13	0	62	36	3	39	334	20.9
5	WOOLLEY, Georgia	16-14	510:44	31.9	76-196	.388	25-86	.291	43-55	.782	24	43	67	4.2	31	0	39	45	6	36	220	13.8
24	LEWIS, Dariauna	16-12	484:35	30.3	60-129	.465	0-3	.000	22-33	.667	40	100	140	8.8	50	1	18	22	15	12	142	8.9
25	RICE, Alaina	16-10	398:39	24.9	48-122	.393	18-51	.353	19-26	.731	31	49	80	5.0	26	1	37	29	6	23	133	8.3
4	HYMAN, Teisha	14-11	347:26	24.8	45-136	.331	9-29	.310	11-14	.786	7	37	44	3.1	29	0	40	51	2	20	110	7.9
15	STRONG, Asia	11-0	203:09	18.5	25-59	.424	2-16	.125	14-16	.875	19	29	48	4.4	20	0	2	16	6	2	66	6.0
22	WOOD, Kyra	15-14	302:52	20.2	25-46	.543	0-0	.000	3-7	.429	32	27	59	3.9	26	0	6	19	18	14	53	3.5
1	PERKINS, Kennedi	10-0	96:23	9.6	9-28	.321	2-5	.400	6-8	.750	7	7	14	1.4	10	0	4	9	0	2	26	2.6
21	WILSON, Saniaa	13-3	169:39	13.1	11-29	.379	0-0	.000	6-10	.600	23	16	39	3.0	28	1	4	8	5	4	28	2.2
12	MCEVANS, Cheyenne	9-0	81:40	9.1	4-12	.333	0-1	.000	7-13	.538	8	5	13	1.4	6	0	2	7	0	6	15	1.7
3	WILSON, Nyah	6-0	15:40	2.6	0-0	.000	0-0	.000	1-2	.500	0	1	1	0.2	1	0	2	0	0	1	1	0.2
Team											28	32	60					8				
Total		16	3200		413-1038	.398	104-318	.327	198-264	.750	233	389	622	38.9	240	3	216	250	61	159	1128	70.5
Opponents		16	3200		443-999	.443	86-274	.314	171-242	.707	200	415	615	38.4	261	2	270	262	54	119	1143	71.4

Team Statistics

	SU	OPP
Scoring	1128	1143
Points per game	70.5	71.4
Scoring margin	-0.9	-
Field goals-att	413-1038	443-999
Field goal pct	.398	.443
3 point fg-att	104-318	86-274
3-point FG pct	.327	.314
3-pt FG made per game	6.5	5.4
Free throws-att	198-264	171-242
Free throw pct	.750	.707
F-Throws made per game	12.4	10.7
Rebounds	622	615
Rebounds per game	38.9	38.4
Rebounding margin	+0.4	-
Assists	216	270
Assists per game	13.5	16.9
Turnovers	250	262
Turnovers per game	15.6	16.4
Turnover margin	+0.8	-
Assist/turnover ratio	0.9	1.0
Steals	159	119
Steals per game	9.9	7.4
Blocks	61	54
Blocks per game	3.8	3.4
Winning streak	0	-
Home win streak	2	-
Attendance	21722	25587
Home games-Avg/Game	8-2715	8-3198
Neutral site-Avg/Game	-	0-0

Team Results

Date	Opponent		Score	Att.
12/18/2022	Wake Forest	W	67-58	1555
12/29/2022	at Louisville	L	77-86	9025
01/01/2023	NC State	L	54-56	1994
01/05/2023	Pittsburgh	W	89-71	1956
01/08/2023	at Clemson	W	91-77	906
01/12/2023	at Boston College	W	83-73	964
01/15/2023	Notre Dame	L	56-72	3736
01/19/2023	at Georgia Tech	L	57-69	1920
01/22/2023	at Duke	L	50-62	2147
01/26/2023	Virginia	W	90-72	1606
01/29/2023	Louisville	L	67-79	6220
02/02/2023	at Virginia Tech	L	64-78	2592
02/05/2023	Boston College	W	79-72	2723
02/09/2023	North Carolina	W	75-67	1932
02/12/2023	at Notre Dame	L	64-73	5239
02/16/2023	at Florida St.	L	65-78	2794

LAST GAME BOX SCORE



Official Basketball Box Score - Final
Syracuse at Florida State
 02/16/23 Donald L. Tucker Center, Tallahassee
 2022-23 Women's Basketball

Game Time: 6:00 PM
 Game Duration: 1:49
 Attendance: 2,794

Officials: Jeffrey Smith, Brandon Enterline, Ashlee Goode

Syracuse - 65

Record: 16-11 (7-9)

NO.	Name	F	Min	FG			3P			FT			Rebounds			Fouls		TP	AS	TO	ST	Blocks		+/-
				M-A	M-A	M-A	OR	DR	TOT	PF	FD	OR	DR	TOT	BS	BA								
22	Kyra Wood	F	06:38	1-1	0-0	0-0	0	0	0	1	0	2	1	0	0	1	0	0	0	1	0	-6		
24	Dariauna Lewis	F	32:19	5-9	0-0	0-2	0	10	10	3	2	10	0	2	0	0	1	0	0	0	1	-11		
2	Dyaisha Fair	G	40:00	7-19	3-10	2-2	1	4	5	1	3	19	0	1	1	0	0	0	0	0	-13			
5	Georgia Woolley	G	37:24	5-17	0-4	2-4	2	2	4	2	4	12	1	0	2	0	0	0	0	0	-13			
25	Alaina Rice	G	36:16	4-13	0-2	1-2	11	6	17	1	3	9	5	2	0	2	2	0	2	2	-12			
4	Teisha Hyman		23:16	1-8	0-0	2-2	2	3	5	2	1	4	5	5	2	0	0	0	0	0	-7			
1	Kennedi Perkins		09:00	0-1	0-0	3-4	0	0	0	0	3	3	1	1	0	0	1	1	1	1	1			
21	Saniaa Wilson		13:38	2-6	0-0	2-2	2	1	3	4	3	6	0	1	1	1	3	0	1	3	0			
3	Nyah Wilson		01:29	0-0	0-0	0-0	0	0	0	0	0	0	0	0	0	0	0	0	0	0	-1			
Team							3	0	3			0			0									
Totals				25-74	3-16	12-18	21	26	47	14	19	65	13	12	6	6	4	13						

Technical Fouls::NONE

Shooting By Period		
1st FG%	8-19	42.1%
3PT%	1-7	14.3%
FT%	0-0	0%
2nd FG%	5-17	29.4%
3PT%	1-3	33.3%
FT%	5-8	62.5%
3rd FG%	7-17	41.2%
3PT%	0-3	0.0%
FT%	7-8	87.5%
4th FG%	5-21	23.8%
3PT%	1-3	33.3%
FT%	0-2	0%
GM FG%	25-74	33.8%
3PT%	3-16	18.8%
FT%	12-18	66.7%

Dead Ball Rebounds: 3, 0

Florida State - 78

Record: 21-7 (10-5)

NO.	Name	F	Min	FG			3P			FT			Rebounds			Fouls		TP	AS	TO	ST	Blocks		+/-
				M-A	M-A	M-A	OR	DR	TOT	PF	FD	OR	DR	TOT	BS	BA								
21	Makayla Timpson	F	27:40	7-13	0-0	3-5	5	9	14	3	4	17	0	0	0	3	2	22						
23	Erin Howard	F	28:22	4-10	3-7	0-0	4	3	7	2	0	11	0	0	2	0	15							
00	Ta'Niya Latson	G	28:29	9-19	1-2	0-0	1	2	3	3	1	19	3	3	0	0	3	5						
1	Jazmine Massengill	G	28:33	0-3	0-0	0-2	0	5	5	1	3	0	6	2	0	0	9							
4	Sara Bejedi	G	33:52	3-8	0-1	3-4	1	3	4	2	4	9	2	4	0	0	12							
11	Taylor O'Brien		18:41	3-8	1-2	0-0	0	3	3	3	0	7	0	1	0	0	8							
3	O'Mariah Gordon		10:29	1-3	0-1	2-2	0	2	2	1	2	4	2	0	0	0	5							
5	Mariana Valenzuela		11:34	3-4	1-2	0-0	0	0	0	1	0	7	0	0	0	0	-2							
32	Valencia Myers		12:20	2-3	0-0	0-0	1	2	3	3	0	4	0	1	0	1	-9							
Team							3	2	5			0		0										
Totals				32-71	6-15	8-13	15	31	46	19	14	78	13	11	2	4	6	13						

Technical Fouls::NONE

Shooting By Period		
1st FG%	10-16	62.5%
3PT%	3-3	100.0%
FT%	1-2	50%
2nd FG%	6-17	35.3%
3PT%	2-5	40.0%
FT%	2-3	66.7%
3rd FG%	7-20	35.0%
3PT%	0-3	0.0%
FT%	3-4	75%
4th FG%	9-18	50.0%
3PT%	1-4	25.0%
FT%	2-4	50%
GM FG%	32-71	45.1%
3PT%	6-15	40.0%
FT%	8-13	61.5%

Dead Ball Rebounds: 3, 0

	CUSE	FSU
Biggest lead	1 (1 st 5:09)	13 (4 th 0:37)
Best Scoring Run	7 (1 st 5:09)	11 (4 th 0:37)
Lead Changes	4	
Times Tied	0	
Time with Lead	00:32	39:13

Points from	CUSE	FSU
Turnovers	10	15
Paint	28	42
Second Chance	9	16
Fast Breaks	8	2
Bench	13	22

	Period by Period Scoring				
	1st	2nd	3rd	4th	TOT
CUSE	17	16	21	11	65
FSU	24	16	17	21	78

SYRACUSE POINTS-REBOUNDS-ASSISTS

Opponent	Date	Score	1	2	3	4	5	10	11	12	15	21	22	
			PERKINS,KE	FAIR,DYAIS	WILSON,NYA	HYMAN,TEIS	WOOLLEY,GE	IRVIN,AVA	MCNABB,LEX	MCEVANS,CH	STRONG,ASI	WILSON,SAN	WOOD,KYRA	
Stony Brook	11/07/2022	79-56	W	0-2-0	18-5-4	3-0-0	16-9-3	8-2-2	0-0-0	0-0-0	DNP	10-5-1	5-4-0	0-3-0
Colgate	11/10/2022	72-48	W	5-0-1	10-4-0	0-3-1	6-6-7	DNP	0-0-0	0-0-2	DNP	6-8-1	10-2-0	7-5-0
Binghamton	11/14/2022	92-59	W	6-2-0	19-3-8	7-2-1	14-6-4	DNP	0-0-1	4-1-1	DNP	7-5-0	7-6-0	3-3-0
LIU	11/17/2022	85-63	W	2-1-0	22-4-7	0-1-1	13-3-4	8-5-2	0-0-0	0-0-0	6-3-4	15-6-1	12-11-0	5-4-1
at Penn St.	11/21/2022	69-82	L	DNP	20-3-6	4-0-0	19-3-6	DNP	DNP	DNP	2-0-0	11-9-2	0-0-0	0-0-0
Bucknell	11/25/2022	65-48	W	0-0-0	25-3-4	0-1-1	15-2-2	3-6-1	DNP	0-0-0	2-1-1	7-5-0	0-2-0	2-6-0
at Purdue	11/30/2022	78-87	L	DNP	16-3-3	DNP	26-6-2	6-3-1	DNP	DNP	3-3-0	18-10-0	0-0-0	0-1-0
at Yale	12/04/2022	60-58	W	DNP	17-2-4	0-0-0	8-7-4	11-3-1	DNP	DNP	3-2-0	0-4-0	4-2-0	0-4-0
Coppin St.	12/08/2022	93-75	W	0-0-0	27-2-6	4-1-0	20-2-5	9-6-1	0-0-0	0-0-0	4-3-4	16-3-0	7-4-0	0-0-0
Wagner	12/11/2022	83-53	W	2-1-0	10-6-5	3-2-0	6-10-2	7-4-1	2-0-1	2-0-3	8-2-2	9-6-0	13-9-0	4-2-0
Wake Forest	12/18/2022	67-58	W	DNP	25-0-1	DNP	8-7-1	7-5-4	DNP	DNP	2-4-1	10-11-1	4-3-0	DNP
UAlbany	12/20/2022	87-64	W	DNP	26-4-2	0-0-0	14-3-3	12-3-2	DNP	DNP	5-4-2	18-6-3	0-0-0	DNP
at Louisville	12/29/2022	77-86	L	0-1-0	13-0-5	0-1-1	27-2-4	8-4-1	DNP	DNP	2-5-0	4-4-0	0-1-0	0-1-0
NC State	01/01/2023	54-56	L	0-0-0	14-6-4	DNP	0-4-4	23-7-1	DNP	DNP	4-1-0	3-2-0	DNP	2-9-0
Pittsburgh	01/05/2023	89-71	W	3-1-0	24-2-5	DNP	5-5-6	23-7-4	DNP	DNP	6-0-1	4-3-0	DNP	9-5-1
at Clemson	01/08/2023	91-77	W	DNP	27-4-2	DNP	14-6-5	14-5-5	DNP	DNP	0-0-0	13-10-1	DNP	6-6-0
at Boston College	01/12/2023	83-73	W	DNP	25-4-6	0-0-0	11-2-0	8-2-5	DNP	DNP	0-2-0	11-4-0	0-1-0	0-3-2
Notre Dame	01/15/2023	56-72	L	DNP	14-4-4	DNP	4-2-5	9-2-2	DNP	DNP	DNP	11-6-0	0-1-0	8-9-0
at Georgia Tech	01/19/2023	57-69	L	DNP	17-5-4	DNP	15-0-3	2-2-2	DNP	DNP	0-1-0	0-4-0	0-0-0	7-6-0
at Duke	01/22/2023	50-62	L	DNP	12-2-1	0-0-0	7-4-2	2-6-0	DNP	DNP	DNP	2-1-0	6-3-0	4-4-0
Virginia	01/26/2023	90-72	W	0-0-0	36-5-5	0-0-1	0-1-2	17-2-4	DNP	DNP	DNP	8-3-0	4-9-0	4-4-0
Louisville	01/29/2023	67-79	L	7-2-1	19-4-4	1-0-0	2-2-1	20-4-2	DNP	DNP	0-0-0	DNP	4-7-2	3-2-0
at Virginia Tech	02/02/2023	64-78	L	5-4-0	20-6-5	DNP	DNP	18-1-1	DNP	DNP	DNP	DNP	2-2-0	0-4-0
Boston College	02/05/2023	79-72	W	4-3-0	24-4-7	DNP	DNP	20-8-2	DNP	DNP	1-0-0	DNP	2-2-1	4-2-2
North Carolina	02/09/2023	75-67	W	0-0-0	23-3-7	DNP	9-2-2	20-5-2	DNP	DNP	DNP	DNP	0-2-0	4-4-0
at Notre Dame	02/12/2023	64-73	L	4-3-2	22-3-2	DNP	4-2-0	17-3-3	DNP	DNP	DNP	0-0-0	0-5-1	0-0-0
at Florida St.	02/16/2023	65-78	L	3-0-1	19-5-0	0-0-0	4-5-5	12-4-1	DNP	DNP	DNP	DNP	6-3-0	2-0-1

SYRACUSE GAME HIGHS

Syracuse - Game Highs

POINTS	93		Coppin St. (12/08/2022)
	92		Binghamton (11/14/2022)
	91		at Clemson (01/08/2023)
	90		Virginia (01/26/2023)
	89		Pittsburgh (01/05/2023)
FIELD GOALS MADE	37		Binghamton (11/14/2022)
	36		UAlbany (12/20/2022)
	36		Coppin St. (12/08/2022)
FIELD GOAL ATTEMPTS	77		at Purdue (11/30/2022)
	77		Stony Brook (11/07/2022)
FIELD GOAL PERCENTAGE	.529	(36-68)	UAlbany (12/20/2022)
	.515	(35-68)	Pittsburgh (01/05/2023)
3 PT FG MADE	12		Virginia (01/26/2023)
	10		Louisville (01/29/2023)
	10		Pittsburgh (01/05/2023)
3 PT FG ATTEMPTS	31		Pittsburgh (01/05/2023)
	28		Virginia (01/26/2023)
3 PT FG PERCENTAGE	.500	(10-20)	Louisville (01/29/2023)
	.500	(8-16)	at Boston College (01/12/2023)
FREE THROWS MADE	21		at Boston College (01/12/2023)
	20		Wake Forest (12/18/2022)
	20		at Yale (12/04/2022)
FREE THROW ATTEMPTS	31		Binghamton (11/14/2022)
	30		at Yale (12/04/2022)
FREE THROW PERCENTAGE	1.000	(9-9)	Pittsburgh (01/05/2023)
	.923	(12-13)	North Carolina (02/09/2023)
REBOUNDS	59		Stony Brook (11/07/2022)
	58		Wagner (12/11/2022)
ASSISTS	23		LIU (11/17/2022)
	20		at Clemson (01/08/2023)
STEALS	17		LIU (11/17/2022)
	16		UAlbany (12/20/2022)
BLOCKED SHOTS	10		Pittsburgh (01/05/2023)
	9		Binghamton (11/14/2022)
	9		Colgate (11/10/2022)
TURNOVERS	22		at Boston College (01/12/2023)
	21		North Carolina (02/09/2023)
	21		Louisville (01/29/2023)
FOULS	22		at Georgia Tech (01/19/2023)
	21		at Notre Dame (02/12/2023)

OPPONENT GAME HIGHS

Opponent - Game Highs

POINTS	87		at Purdue (11/30/2022)
	86		at Louisville (12/29/2022)
	82		at Penn St. (11/21/2022)
	79		Louisville (01/29/2023)
	78		at Florida St. (02/16/2023)
	78		at Virginia Tech (02/02/2023)
FIELD GOALS MADE	35		at Louisville (12/29/2022)
	33		at Purdue (11/30/2022)
FIELD GOAL ATTEMPTS	72		at Penn St. (11/21/2022)
	71		at Florida St. (02/16/2023)
	71		at Clemson (01/08/2023)
	71		Binghamton (11/14/2022)
FIELD GOAL PERCENTAGE	.541	(33-61)	at Purdue (11/30/2022)
	.522	(35-67)	at Louisville (12/29/2022)
3 PT FG MADE	10		at Virginia Tech (02/02/2023)
	10		Binghamton (11/14/2022)
3 PT FG ATTEMPTS	26		Coppin St. (12/08/2022)
	25		North Carolina (02/09/2023)
	25		at Boston College (01/12/2023)
	25		Binghamton (11/14/2022)
3 PT FG PERCENTAGE	.538	(7-13)	Virginia (01/26/2023)
	.435	(10-23)	at Virginia Tech (02/02/2023)
FREE THROWS MADE	20		at Notre Dame (02/12/2023)
	19		at Georgia Tech (01/19/2023)
FREE THROW ATTEMPTS	30		at Notre Dame (02/12/2023)
	25		at Georgia Tech (01/19/2023)
FREE THROW PERCENTAGE	1.000	(7-7)	Wagner (12/11/2022)
	1.000	(4-4)	at Yale (12/04/2022)
REBOUNDS	49		at Penn St. (11/21/2022)
	47		at Louisville (12/29/2022)
	47		LIU (11/17/2022)
	47		Binghamton (11/14/2022)
ASSISTS	25		Louisville (01/29/2023)
	23		at Virginia Tech (02/02/2023)
STEALS	14		North Carolina (02/09/2023)
	14		Louisville (01/29/2023)
BLOCKED SHOTS	8		Boston College (02/05/2023)
	6		Louisville (01/29/2023)
	6		at Purdue (11/30/2022)
TURNOVERS	27		LIU (11/17/2022)
	23		Binghamton (11/14/2022)
FOULS	25		Binghamton (11/14/2022)
	22		at Yale (12/04/2022)

SYRACUSE GAME LOWS

Syracuse - Game Lows

POINTS	50		at Duke (01/22/2023)
	54		NC State (01/01/2023)
	56		Notre Dame (01/15/2023)
	57		at Georgia Tech (01/19/2023)
	60		at Yale (12/04/2022)
FIELD GOALS MADE	18		at Duke (01/22/2023)
	18		at Yale (12/04/2022)
FIELD GOAL ATTEMPTS	51		at Duke (01/22/2023)
	56		at Boston College (01/12/2023)
	56		at Yale (12/04/2022)
FIELD GOAL PERCENTAGE	.313	(21-67)	NC State (01/01/2023)
	.321	(18-56)	at Yale (12/04/2022)
3 PT FG MADE	1		Binghamton (11/14/2022)
	2		at Duke (01/22/2023)
	2		at Georgia Tech (01/19/2023)
3 PT FG ATTEMPTS	7		Binghamton (11/14/2022)
	9		Bucknell (11/25/2022)
3 PT FG PERCENTAGE	.143	(1-7)	Binghamton (11/14/2022)
	.150	(3-20)	Wake Forest (12/18/2022)
FREE THROWS MADE	4		Notre Dame (01/15/2023)
	6		NC State (01/01/2023)
FREE THROW ATTEMPTS	9		Notre Dame (01/15/2023)
	9		Pittsburgh (01/05/2023)
FREE THROW PERCENTAGE	.444	(4-9)	Notre Dame (01/15/2023)
	.545	(6-11)	NC State (01/01/2023)
REBOUNDS	27		at Duke (01/22/2023)
	31		at Notre Dame (02/12/2023)
	31		at Louisville (12/29/2022)
ASSISTS	5		at Duke (01/22/2023)
	7		at Purdue (11/30/2022)
STEALS	6		at Florida St. (02/16/2023)
	7		at Virginia Tech (02/02/2023)
	7		Notre Dame (01/15/2023)
	7		Wagner (12/11/2022)
	7		Bucknell (11/25/2022)
BLOCKED SHOTS	0		at Louisville (12/29/2022)
	1		at Notre Dame (02/12/2023)
	1		Coppin St. (12/08/2022)
TURNOVERS	8		UAlbany (12/20/2022)
	10		Notre Dame (01/15/2023)
FOULS	7		Notre Dame (01/15/2023)
	8		UAlbany (12/20/2022)

OPPONENT GAME LOWS

Opponent - Game Lows

POINTS	48		Bucknell (11/25/2022)
	48		Colgate (11/10/2022)
	53		Wagner (12/11/2022)
	56		NC State (01/01/2023)
	56		Stony Brook (11/07/2022)
FIELD GOALS MADE	18		Bucknell (11/25/2022)
	18		Colgate (11/10/2022)
FIELD GOAL ATTEMPTS	54		at Notre Dame (02/12/2023)
	54		at Duke (01/22/2023)
	54		Bucknell (11/25/2022)
FIELD GOAL PERCENTAGE	.281	(18-64)	Colgate (11/10/2022)
	.310	(22-71)	Binghamton (11/14/2022)
3 PT FG MADE	1		Stony Brook (11/07/2022)
	2		at Georgia Tech (01/19/2023)
	2		NC State (01/01/2023)
	2		Bucknell (11/25/2022)
3 PT FG ATTEMPTS	10		at Duke (01/22/2023)
	10		at Georgia Tech (01/19/2023)
3 PT FG PERCENTAGE	.063	(1-16)	Stony Brook (11/07/2022)
	.095	(2-21)	Bucknell (11/25/2022)
FREE THROWS MADE	3		Notre Dame (01/15/2023)
	4		at Yale (12/04/2022)
FREE THROW ATTEMPTS	4		at Yale (12/04/2022)
	5		Notre Dame (01/15/2023)
FREE THROW PERCENTAGE	.500	(9-18)	at Louisville (12/29/2022)
	.526	(10-19)	at Virginia Tech (02/02/2023)
REBOUNDS	25		Wagner (12/11/2022)
	29		North Carolina (02/09/2023)
ASSISTS	5		Stony Brook (11/07/2022)
	7		Bucknell (11/25/2022)
STEALS	2		at Florida St. (02/16/2023)
	3		at Virginia Tech (02/02/2023)
	3		at Louisville (12/29/2022)
	3		Wake Forest (12/18/2022)
	3		Stony Brook (11/07/2022)
BLOCKED SHOTS	0		at Georgia Tech (01/19/2023)
	0		at Boston College (01/12/2023)
	0		UAlbany (12/20/2022)
	0		Bucknell (11/25/2022)
TURNOVERS	11		at Florida St. (02/16/2023)
	11		Notre Dame (01/15/2023)
FOULS	10		Pittsburgh (01/05/2023)
	11		NC State (01/01/2023)

PLAYER PROFILES



#1 KENNEDI PERKINS

FRESHMAN

5-6, GUARD

BOLINGBROOK, ILL. / BOLINGBROOK HS

High School: Led Bolingbrook High School in scoring all four years averaging 15.4 points, 5.2 rebounds, 2.6 assists and 2.5 steals per game throughout her career ... Was named as an All-Area First Team selection and IHSA All-Conference in 2019 ... All-Southwest Suburban Conference selection and Associated Press Illinois Girl Basketball All-State Honorable mention honoree in 2022 ... Ended her high school career with an All-State First Team recognition for the third year in a row.

Personal: From Bolingbrook, Illinois ... Graduate of Bolingbrook High School.

KENNEDI PERKINS CAREER STATISTICS

SEASON	TEAM	GP-GS	MIN/AVG	Field Goals		3-Point		F-Throws		Rebounds				Scoring						
				FG-FGA	FG%	3FG-3FGA	3FG%	FT-FTA	FT%	OFF	DEF	TOT	AVG	PF	FO	A	TO	BLK	STL	PTS
2022-23	SU	17-0	141/8.3	14-41	.341	2-6	.333	11-20	.550	10	10	20	1.2	11-0	5	12	0	3	41	2.4
TOTAL		17-0	141/8.3	14-41	.341	2-6	.333	11-20	.550	10	10	20	1.2	11-0	5	12	0	3	41	2.4

Single Game Highs

Statistic	Value	
Points	7	vs Louisville 01/29/23
Rebounds	4	at Virginia Tech 02/02/23
Assists	2	at Notre Dame 02/12/23
Steals	1	vs Binghamton 11/14/22, at Virginia Tech 02/02/23, at Notre Dame 02/12/23
FG Made	3	vs Binghamton 11/14/22
FG Attempts	8	vs Boston College 02/05/23
3FG Made	1	vs Pittsburgh 01/05/23, vs Louisville 01/29/23
3FG Attempts	2	at Virginia Tech 02/02/23
FT Made	3	vs Colgate 11/10/22, at Florida St. 02/16/23


KENNEDI PERKINS 2022-23 GAME-BY-GAME STATISTICS

Opponent	Date	GS	MIN	Total		3-Pointers		Free throws		Rebounds				PF	A	TO	BLK	STL	PTS	AVG
				FG-FGA	PCT	3FG-3FGA	PCT	FT-FTA	PCT	OFF	DEF	TOT	AVG							
Stony Brook	11/07/2022		02:08	0-0	.000	0-0	.000	0-4	.000	1	1	2	2.0	0	0	0	0	0	0	0.0
Colgate	11/10/2022		12:37	1-1	1.000	0-0	.000	3-4	.750	0	0	0	1.0	0	1	0	0	0	5	2.5
Binghamton	11/14/2022		11:11	3-6	.500	0-0	.000	0-0	.000	1	1	2	1.3	0	0	0	0	1	6	3.7
LIU	11/17/2022		08:13	1-3	.333	0-0	.000	0-2	.000	1	0	1	1.3	0	0	1	0	0	2	3.3
Bucknell	11/25/2022		03:02	0-2	.000	0-0	.000	0-0	.000	0	0	0	1.0	0	0	1	0	0	0	2.6
Coppin St.	12/08/2022		01:12	0-0	.000	0-0	.000	0-0	.000	0	0	0	0.8	1	0	1	0	0	0	2.2
Wagner	12/11/2022		06:30	0-1	.000	0-1	.000	2-2	1.000	0	1	1	0.9	0	0	0	0	0	2	2.1
at Louisville	12/29/2022		04:26	0-0	.000	0-0	.000	0-0	.000	0	1	1	0.9	1	0	0	0	0	0	1.9
NC State	01/01/2023		01:49	0-0	.000	0-0	.000	0-0	.000	0	0	0	0.8	0	0	0	0	0	0	1.7
Pittsburgh	01/05/2023		01:50	1-1	1.000	1-1	1.000	0-0	.000	1	0	1	0.8	1	0	0	0	0	3	1.8
Virginia	01/26/2023		01:14	0-1	.000	0-0	.000	0-0	.000	0	0	0	0.7	0	0	0	0	0	0	1.6
Louisville	01/29/2023		24:17	2-6	.333	1-1	1.000	2-2	1.000	1	1	2	0.8	1	1	4	0	0	7	2.1
at Virginia Tech	02/02/2023		16:42	2-5	.400	0-2	.000	1-2	.500	1	3	4	1.1	2	0	1	0	1	5	2.3
Boston College	02/05/2023		13:28	2-8	.250	0-1	.000	0-0	.000	2	1	3	1.2	1	0	0	0	0	4	2.4
North Carolina	02/09/2023		02:08	0-1	.000	0-0	.000	0-0	.000	0	0	0	1.1	0	0	0	0	0	0	2.3
at Notre Dame	02/12/2023		21:29	2-5	.400	0-0	.000	0-0	.000	2	1	3	1.3	4	2	3	0	1	4	2.4
at Florida St.	02/16/2023		08:60	0-1	.000	0-0	.000	3-4	.750	0	0	0	1.2	0	1	1	0	0	3	2.4
Totals		0	141:16	14-41	.341	2-6	.333	11-20	.550	10	10	20	1.2	11	5	12	0	3	41	2.4

Player Averages

Games Played	Minutes/game	Points/game	FG Pct	3FG Pct	FT Pct	Rebounds/game	Assists/game	Turnovers/game	Assist/Turnover ratio	Steals/game	Blocks/game
17	8.3	2.4	34.1	33.3	55.0	1.2	0.3	0.7	0.4	0.2	0.0

PLAYER PROFILES



#2 DYAISHA FAIR

SENIOR

5-5 GUARD

ROCHESTER, N.Y. / EDISON TECH HS / BUFFALO

Prior to Syracuse (Buffalo 2019-21): Put together one of the best freshman campaigns in UB history, appearing in 30 games while earning 26 starts... Named MAC Freshman of the Year... Earned MAC East Player of the Week honors four times... Ended her freshman year ranked fourth in the nation in scoring (22.0 ppg), while also ranking third in final points (660) and landing a spot on the watch list for the Dawn Staley Award for the top guard in the country... Started in all 24 games of her sophomore season earning her First Team All-MAC and defensive team honors... Fair was named one of 10 finalists for the Nancy Lieberman Award which honors the nation's best point guard, to the late season watch list for the Dawn Staley Award and was one of 10 semifinalists for the Becky Hammon Mid-Major Player of the Year Award.

High School: Played four seasons at Edison Tech High School serving as team captain for three years... Named All-Greater Rochester Player of the Year... Named to the Ronald-McDonald All-Star Team... 2018 New York State Sportswriters Association All-State Team honorable Mention.

Personal: Born on August 7, 2001... daughter of Shatara Fair and Terrance Pradia... has one brother and two sisters... Her favorite athletes include Kyrie Irving, LeBron James, Skylar Diggins and Rochester native Shenise Johnson... Chicken is her favorite food... Enjoys listening to hip-hop, R&B and Gospel music... Likes to shop and sing in her free time.

DYAISHA FAIR CAREER STATISTICS

SEASON	TEAM	GP-GS	MIN/AVG	Field Goals		3-Point		F-Throws		Rebounds				Scoring						
				FG-FGA	FG%	3FG-3FGA	3FG%	FT-FTA	FT%	OFF	DEF	TOT	AVG	PF-FO	A	TO	BLK	STL	PTS	AVG
2019-20	UB	30-26	1083/36.1	232-624	.372	74-236	.314	122-170	.718	58	120	178	5.9	45-0	106	123	3	83	660	22.0
2020-21	UB	24-24	874/36.4	187-513	.365	60-190	.316	145-179	.810	47	96	143	6.0	35-0	122	66	3	70	579	24.1
2021-22	UB	34-34	1271/37.4	276-684	.404	93-253	.368	151-185	.816	37	128	165	4.9	31-0	149	67	4	71	796	23.4
2022-23	SU	27-27	962/35.6	187-479	.390	71-197	.360	99-121	.818	22	74	96	3.6	20-0	111	58	4	66	544	20.1
TOTAL FOR SU		27-27	962/35.6	187-479	.390	71-197	.360	99-121	.818	22	74	96	3.6	20-0	111	58	4	66	544	20.1
TOTAL		115-111	4190/36.4	882-2300	.383	298-876	.340	517-655	.789	164	418	582	5.1	131-0	488	314	14	290	2579	22.4

Single Game Highs

Statistic	Value	
Points	40	at Bowling Green 01/05/22
Rebounds	12	vs Akron 12/13/20
Assists	10	at Miami (OH) 01/04/20, vs Akron 12/13/20
Steals	6	at NIU 02/13/21, vs Kent St. 03/10/21
Blocks	2	vs James Madison 11/27/21, vs NC State 01/01/23
FG Made	14	at Bowling Green 01/05/22
FG Attempts	31	vs Central Mich. 01/29/20, vs Kent St. 03/11/20
3FG Made	8	at San Jose St. 11/21/19, vs Bowling Green 01/13/21, vs Virginia 01/26/23
3FG Attempts	16	at San Jose St. 11/21/19
FT Made	15	vs Akron 12/13/20
FT Attempts	19	vs Akron 12/13/20

DYAISHA FAIR 2022-23 GAME-BY-GAME STATISTICS

Opponent	Date	GS	MIN	Total		3-Pointers		Free throws		Rebounds				PF	A	TO	BLK	STL	PTS	AVG	
				FG-FGA	PCT	3FG-3FGA	PCT	FT-FTA	PCT	OFF	DEF	TOT	AVG								
Stony Brook	11/07/2022	*	36:26	7-21	.333	2-8	.250	2-2	1.000	1	4	5	5.0	0	4	2	0	2	18	18.0	
Colgate	11/10/2022	*	28:12	4-13	.308	1-4	.250	1-2	.500	0	4	4	4.5	1	0	4	0	4	10	14.0	
Binghamton	11/14/2022	*	30:41	7-17	.412	1-4	.250	4-4	1.000	1	2	3	4.0	1	8	2	1	1	19	15.7	
LIU	11/17/2022	*	34:59	8-15	.533	2-5	.400	4-5	.800	1	3	4	4.0	1	7	3	0	2	22	17.3	
at Penn St.	11/21/2022	*	38:53	7-18	.389	3-10	.300	3-6	.500	0	3	3	3.8	0	6	1	0	5	20	17.8	
Bucknell	11/25/2022	*	34:10	10-19	.526	3-5	.600	2-2	1.000	0	3	3	3.7	1	4	1	0	3	25	19.0	
at Purdue	11/30/2022	*	32:42	4-18	.222	2-9	.222	6-6	1.000	1	2	3	3.6	1	3	1	0	2	16	18.6	
at Yale	12/04/2022	*	35:47	6-21	.286	3-7	.429	2-2	1.000	1	1	2	3.4	0	4	4	0	4	17	18.4	
Coppin St.	12/08/2022	*	38:25	10-24	.417	3-8	.375	4-6	.667	1	1	2	3.2	1	6	1	0	2	27	19.3	
Wagner	12/11/2022	*	29:48	4-14	.286	2-8	.250	0-0	.000	1	5	6	3.5	0	5	2	0	1	10	18.4	
Wake Forest	12/18/2022	*	34:57	7-19	.368	3-8	.375	8-9	.889	0	0	0	3.2	2	1	0	0	2	25	19.0	
UAlbany	12/20/2022	*	33:08	10-18	.556	1-2	.500	5-6	.833	1	3	4	3.3	1	2	1	0	1	26	19.6	
at Louisville	12/29/2022	*	35:34	3-18	.167	2-6	.333	5-5	1.000	0	0	0	3.0	1	5	3	0	4	13	19.1	
NC State	01/01/2023	*	37:12	6-23	.261	1-9	.111	1-1	1.000	0	6	6	3.2	1	4	5	2	2	14	18.7	
Pittsburgh	01/05/2023	*	32:11	8-22	.364	4-13	.308	4-4	1.000	1	1	2	3.1	1	5	1	0	3	24	19.1	
at Clemson	01/08/2023	*	34:35	8-15	.533	6-11	.545	5-8	.625	2	2	4	3.2	2	2	4	0	2	27	19.6	
at Boston College	01/12/2023	*	36:26	6-12	.500	2-6	.333	11-13	.846	0	4	4	3.2	2	6	1	1	3	25	19.9	
Notre Dame	01/15/2023	*	40:00	6-16	.375	2-7	.286	0-2	.000	4	0	4	3.3	0	4	2	0	3	14	19.6	
at Georgia Tech	01/19/2023	*	34:41	7-16	.438	1-4	.250	2-2	1.000	1	4	5	3.4	0	4	3	0	3	17	19.4	
at Duke	01/22/2023	*	36:59	4-18	.222	0-5	.000	4-4	1.000	0	2	2	3.3	1	1	5	0	4	12	19.1	
Virginia	01/26/2023	*	36:02	11-16	.688	8-11	.727	6-6	1.000	1	4	5	3.4	0	5	0	0	3	36	19.9	
Louisville	01/29/2023	*	32:25	7-14	.500	5-7	.714	0-2	.000	1	3	4	3.4	1	4	2	0	1	19	19.8	
at Virginia Tech	02/02/2023	*	39:00	7-21	.333	2-7	.286	4-7	.571	1	5	6	3.5	0	5	3	0	2	20	19.8	
Boston College	02/05/2023	*	40:00	7-17	.412	2-8	.250	8-8	1.000	0	4	4	3.5	1	7	1	0	1	24	20.0	
North Carolina	02/09/2023	*	40:00	8-17	.471	4-9	.444	3-3	1.000	1	2	3	3.5	0	7	4	0	3	23	20.1	
at Notre Dame	02/12/2023	*	39:12	8-18	.444	3-6	.500	3-4	.750	1	2	3	3.5	0	2	1	0	2	22	20.2	
at Florida St.	02/16/2023	*	40:00	7-19	.368	3-10	.300	2-2	1.000	1	4	5	3.6	1	0	1	0	1	19	20.1	
Totals			27	962:25	187-479	.390	71-197	.360	99-121	.818	22	74	96	3.6	20	111	58	4	66	544	20.1

Player Averages

Games Played	Minutes/game	Points/game	FG Pct	3FG Pct	FT Pct	Rebounds/game	Assists/game	Turnovers/game	Assist/Turnover ratio	Steals/game	Blocks/game
27	35.6	20.1	39.0	36.0	81.8	3.6	4.1	2.1	1.9	2.4	0.1

PLAYER PROFILES



#3 NYAH WILSON

SOPHOMORE

5-8 GUARD

DALLAS, TEXAS / DUNCANVILLE HS

Freshman (2021-2022): Appeared in 20 games earning one start . . . 1.8 points and 0.6 rebounds in 9.0 minutes per game . . . Scored a career-high nine points in the season opener vs. Monmouth shooting 4-for-8 from the field . . . Had a season-high three rebounds and dished four assists in a win vs. Cornell . . . Was a perfect 2-for-2 at the free throw line in her first career start at North Carolina (12/30) and played a season-high 30 minutes against the Tar Heels . . . Scored four points and added a rebound in the regular season finale against Boston College (2/27).

High school: Attended Duncanville High School . . . Labeled a four-star recruit by ESPN HoopGurlz and was on the Terrific 25 rankings as a sophomore . . . Top-100 in her graduating class and a McDonald's All-America Nominee . . . Averaged 10.8 points, 3.2 rebounds, 2.7 assists, and 2.8 steals as a junior . . . Duncanville's second leading scorer as a junior . . . Led the team to Class 6A state championship with a 40-3 record which was its 11th state title, most among Dallas-area schools . . . 1,000 career points at Duncanville . . . ended with 1,395 career points . . . TGCA 6A All-State in 2020 . . . 2017-18 All-District Honorable Mention . . . Academic All-District 2018-19 . . . 2019-20 First Team All-District . . . 2020-21 All-District . . . SHE GOT GAME CLASSIC MVP . . . Hansen's Scholar Athlete . . . Participated in multiple Syracuse Elite Camps and took home the camp MVP in 2018. Was involved in the vet program while in high school.

Personal: Nickname is Nyy . . . has two sisters names Briya and Brinee . . . mom's name is Marya . . . favorite athlete is Allen Iverson or Paul George . . . favorite professional team is the Los Angeles Sparks . . . favorite movie is Love and Basketball . . . favorite book is The Hate You Give . . . favorite musical artist is Meek Mill . . . favorite food is wings . . . favorite place to vacation in is California . . . career aspiration is to become a veterinarian or broadcasting . . . greatest sports memory is winning the state championship in high school.

NYAH WILSON CAREER STATISTICS

SEASON	TEAM	GP-GS	MIN/AVG	Field Goals		3-Point		F-Throws		Rebounds				Scoring						
				FG-FGA	FG%	3FG-3FGA	3FG%	FT-FTA	FT%	OFF	DEF	TOT	AVG	PF-FO	A	TO	BLK	STL	PTS	AVG
2021-22	SU	20-1	179/9.0	16-46	.348	1-9	.111	3-9	.333	3	9	12	0.6	16-0	16	13	0	7	36	1.8
2022-23	SU	16-0	92/5.7	9-16	.563	0-1	.000	4-7	.571	3	8	11	0.7	11-0	6	7	0	6	22	1.4
TOTAL		36-1	271/7.5	25-62	.403	1-10	.100	7-16	.438	6	17	23	0.6	27-0	22	20	0	13	58	1.6

Single Game Highs

Statistic	Value	
Points	9	vs Monmouth 11/10/21
Rebounds	3	vs Cornell 12/08/21, vs Colgate 11/10/22
Assists	4	vs Cornell 12/08/21
Steals	2	vs Monmouth 11/10/21, at North Carolina 12/30/21
FG Made	4	vs Monmouth 11/10/21
FG Attempts	9	vs Central Conn. St. 12/05/21
3FG Made	1	vs Clemson 12/11/21
3FG Attempts	3	vs Central Conn. St. 12/05/21
FT Made	2	at North Carolina 12/30/21
FT Attempts	3	vs Morgan St. 11/17/21

NYAH WILSON 2022-23 GAME-BY-GAME STATISTICS

Opponent	Date	GS	MIN	Total		3-Pointers		Free throws		Rebounds				PF	A	TO	BLK	STL	PTS	AVG
				FG-FGA	PCT	3FG-3FGA	PCT	FT-FTA	PCT	OFF	DEF	TOT	AVG							
Stony Brook	11/07/2022		02:08	1-1	1.000	0-0	.000	1-1	1.000	0	0	0	0.0	0	0	0	0	1	3	3.0
Colgate	11/10/2022		13:04	0-1	.000	0-0	.000	0-0	.000	0	3	3	1.5	3	1	2	0	1	0	1.5
Binghamton	11/14/2022		13:57	3-5	.600	0-0	.000	1-2	.500	1	1	2	1.7	1	1	0	0	1	7	3.3
LIU	11/17/2022		07:19	0-1	.000	0-0	.000	0-0	.000	1	0	1	1.5	0	1	2	0	1	0	2.5
at Penn St.	11/21/2022		08:52	2-3	.667	0-0	.000	0-0	.000	0	0	0	1.2	4	0	2	0	0	4	2.8
Bucknell	11/25/2022		09:22	0-0	.000	0-0	.000	0-0	.000	0	1	1	1.2	0	1	0	0	0	0	2.3
at Yale	12/04/2022		04:10	0-0	.000	0-0	.000	0-0	.000	0	0	0	1.0	1	0	0	0	0	0	2.0
Coppin St.	12/08/2022		03:58	2-2	1.000	0-0	.000	0-0	.000	1	0	1	1.0	0	0	0	0	0	4	2.3
Wagner	12/11/2022		11:57	1-3	.333	0-1	.000	1-2	.500	0	2	2	1.1	1	0	1	0	0	3	2.3
UAlbany	12/20/2022		01:05	0-0	.000	0-0	.000	0-0	.000	0	0	0	1.0	0	0	0	0	1	0	2.1
at Louisville	12/29/2022		04:57	0-0	.000	0-0	.000	0-0	.000	0	1	1	1.0	0	1	0	0	0	0	1.9
at Boston College	01/12/2023		00:06	0-0	.000	0-0	.000	0-0	.000	0	0	0	0.9	0	0	0	0	0	0	1.8
at Duke	01/22/2023		01:15	0-0	.000	0-0	.000	0-0	.000	0	0	0	0.8	1	0	0	0	0	0	1.6
Virginia	01/26/2023		01:14	0-0	.000	0-0	.000	0-0	.000	0	0	0	0.8	0	1	0	0	1	0	1.5
Louisville	01/29/2023		06:39	0-0	.000	0-0	.000	1-2	.500	0	0	0	0.7	0	0	0	0	0	1	1.5
at Florida St.	02/16/2023		01:29	0-0	.000	0-0	.000	0-0	.000	0	0	0	0.7	0	0	0	0	0	0	1.4
Totals		0	91:33	9-16	.563	0-1	.000	4-7	.571	3	8	11	0.7	11	6	7	0	6	22	1.4

Player Averages

Games Played	Minutes/ game	Points/ game	FG Pct	3FG Pct	FT Pct	Rebounds/ game	Assists/ game	Turnovers/ game	Assist/Turnover ratio	Steals/ game	Blocks/ game
16	5.7	1.4	56.3	0.0	57.1	0.7	0.4	0.4	0.9	0.4	0.0

PLAYER PROFILES



#4 TEISHA HYMAN

REDSHIRT JUNIOR

5-8 GUARD

WHITE PLAINS, NEW YORK / WOODLANDS HS

Redshirt Sophomore (2021-22): Appeared and started in all 29 games for Syracuse ... Led the team in scoring (16.2 ppg), rebounding (6.1 rpg), assists (3.9) and steals (2.5) ... Named All-ACC Honorable Mention by the Blue Ribbon Panel ... Recorded the fifth triple double in program history with 27 points, 15 assists and a program-record 11 steals against Central Connecticut (12/5) ... Had two 30-point games and tallied 25 games in double figures, including nine 20-point games, and finished the season with 18-straight games scoring in double figures ... Scored a career-high 31 points in a road win at Pitt (12/13) ... Tallied a career-high 15 assists vs. CCSU ... Had a career-high 13 rebounds vs. Florida State (2/15) ... Finished the season ranked No. 5 in the ACC in points per game ... Led the league in steals (73) and steals per game 2.5 ... Named ACC Player of the Week and USBWA National Player of the Week on Dec. 6 and

Dec. 7, respectively ... Shot 41.6 percent from the field and 82.2 percent from the free throw line ... Finished the season with back-to-back-to-back 20-point games ... Named to the Fall 2021 Dean's List and Athletic Director's Honor Roll.

Sophomore Year (2020-21): Did not appear in any games due to medical redshirt.

Freshman Year (2019-20): Played in 23 games, making one start before a season-ending injury against NC State ... Averaged 21 minutes, 6.5 points, 2.3 rebounds, 1.4 steals and 1 assist per game ... Scored a career-high 16 points against UMBC ... Scored 12 points shooting 3-4 from the three-point line at Louisville ... Grabbed a career-high six rebounds against Florida State ... Scored 15 points at Miami ... Tied her career-high with 16 points and a career-high seven steals in her first career start at Boston College.

High School: Attended Woodlands High School ... Made the varsity basketball team as a seventh grader ... Averaged 42.0 points, 11.0 rebounds, 11.0 steals in playoffs the playoffs ... Scored 2,568 total career points, which ranked third in New York State Section I and top-20 in state history. Team captain junior and senior year of high school.

Personal: Born Teisha L. Hyman in Yonkers, N.Y. ... Daughter of Troy and Angela Hyman ... One sister (Tamarah) ... Attended Woodlands HS ... member of the National Honor Society in high school ... favorite athlete is Derrick Martell Rose ... favorite professional team is the Los Angeles Sparks ... coloring books are her favorite kind of book ... favorite food is crab legs ... career goal is to be in the WNBA.

TEISHA HYMAN CAREER STATISTICS

SEASON	TEAM	GP-GS	MIN/AVG	Field Goals			3-Point		F-Throws		Rebounds				Scoring					
				FG-FGA	FG%	3FG-3FGA	3FG%	FT-FTA	FT%	OFF	DEF	TOT	AVG	PF-FO	A	TO	BLK	STL	PTS	AVG
2019-20	SU	23-1	484/21.0	55-164	.335	22-74	.297	17-25	.680	22	30	52	2.3	52-0	22	36	2	32	149	6.5
2021-22	SU	29-29	968/33.4	178-428	.416	27-94	.287	88-107	.822	52	125	177	6.1	80-3	114	98	8	73	471	16.2
2022-23	SU	25-22	678/27.1	109-276	.395	16-52	.308	33-46	.717	21	80	101	4.0	54-1	82	93	8	46	267	10.7
TOTAL		77-52	2130/27.7	342-868	.394	65-220	.295	138-178	.775	95	235	330	4.3	186-4	218	227	18	151	887	11.5

Single Game Highs

Statistic	Value	
Points	31	at Pittsburgh 02/13/22
Rebounds	13	vs Florida St. 02/15/22
Assists	15	vs Central Conn. St. 12/05/21
Steals	11	vs Central Conn. St. 12/05/21
Blocks	2	at Miami (FL) 02/03/22, vs Colgate 11/10/22
FG Made	12	vs Ohio St. 12/01/21, vs Clemson 03/02/22
FG Attempts	28	vs Clemson 03/02/22
3FG Made	4	vs Ohio St. 12/01/21
3FG Attempts	8	at NC State 02/20/22
FT Made	11	at Pittsburgh 02/13/22
FT Attempts	12	at Pittsburgh 02/13/22

TEISHA HYMAN 2022-23 GAME-BY-GAME STATISTICS

Opponent	Date	GS	MIN	Total		3-Pointers		Free throws		Rebounds				PF	A	TO	BLK	STL	PTS	AVG	
				FG-FGA	PCT	3FG-3FGA	PCT	FT-FTA	PCT	OFF	DEF	TOT	AVG								
Stony Brook	11/07/2022	*	34:00	6-16	.375	0-3	.000	4-7	.571	2	7	9	9.0	2	3	7	0	6	16	16.0	
Colgate	11/10/2022	*	25:45	3-8	.375	0-2	.000	0-0	.000	0	6	6	7.5	1	7	1	2	1	6	11.0	
Binghamton	11/14/2022	*	27:11	6-12	.500	0-1	.000	2-4	.500	2	4	6	7.0	3	4	2	0	3	14	12.0	
LIU	11/17/2022	*	24:58	6-10	.600	1-3	.333	0-0	.000	1	2	3	6.0	4	4	6	1	3	13	12.3	
at Penn St.	11/21/2022	*	24:57	7-13	.538	2-3	.667	3-3	1.000	1	2	3	5.4	5	6	8	0	1	19	13.6	
Bucknell	11/25/2022	*	26:19	6-10	.600	0-0	.000	3-3	1.000	1	1	2	4.8	1	2	2	0	2	15	13.8	
at Purdue	11/30/2022	*	40:00	11-23	.478	1-2	.500	3-5	.600	2	4	6	5.0	2	2	1	0	3	26	15.6	
at Yale	12/04/2022	*	32:37	3-12	.250	0-1	.000	2-4	.500	2	5	7	5.3	4	4	6	0	2	8	14.6	
Coppin St.	12/08/2022	*	37:00	8-13	.615	3-5	.600	1-2	.500	0	2	2	4.9	2	5	1	1	2	20	15.2	
Wagner	12/11/2022	*	26:04	2-11	.182	0-3	.000	2-2	1.000	1	9	10	5.4	1	2	5	1	1	6	14.3	
Wake Forest	12/18/2022	*	28:43	4-12	.333	0-3	.000	0-0	.000	0	7	7	5.5	4	1	4	0	3	8	13.7	
UAlbany	12/20/2022	*	31:56	6-12	.500	0-0	.000	2-2	1.000	2	1	3	5.3	0	3	3	1	2	14	13.8	
at Louisville	12/29/2022	*	37:50	11-20	.550	2-2	1.000	3-4	.750	0	2	2	5.1	2	4	4	0	2	27	14.8	
NC State	01/01/2023	*	24:06	0-6	.000	0-2	.000	0-0	.000	0	4	4	5.0	3	4	7	0	2	0	13.7	
Pittsburgh	01/05/2023	*	29:19	2-4	.500	1-2	.500	0-0	.000	1	4	5	5.0	2	6	4	0	1	5	13.1	
at Clemson	01/08/2023	*	37:51	6-15	.400	1-3	.333	1-1	1.000	2	4	6	5.1	1	5	4	0	1	14	13.2	
at Boston College	01/12/2023	*	17:00	4-7	.571	3-3	1.000	0-0	.000	0	2	2	4.9	4	0	8	0	2	11	13.1	
Notre Dame	01/15/2023	*	29:29	2-11	.182	0-3	.000	0-0	.000	1	1	2	4.7	1	5	3	0	1	4	12.6	
at Georgia Tech	01/19/2023	*	37:30	7-22	.318	0-2	.000	1-3	.333	0	0	0	4.5	4	3	3	1	1	15	12.7	
at Duke	01/22/2023	*	33:16	2-11	.182	1-2	.500	2-2	1.000	0	4	4	4.5	4	2	4	0	4	7	12.4	
Virginia	01/26/2023	*	13:52	0-2	.000	0-2	.000	0-0	.000	0	1	1	4.3	0	2	1	0	0	0	11.8	
Louisville	01/29/2023	*	04:49	1-4	.250	0-1	.000	0-0	.000	1	1	2	4.2	0	1	1	0	0	2	11.4	
North Carolina	02/09/2023		18:37	4-6	.667	1-1	1.000	0-0	.000	0	2	2	4.1	2	2	3	1	1	9	11.3	
at Notre Dame	02/12/2023		11:47	1-8	.125	0-3	.000	2-2	1.000	0	2	2	4.0	0	0	0	0	0	4	11.0	
at Florida St.	02/16/2023		23:16	1-8	.125	0-0	.000	2-2	1.000	2	3	5	4.0	2	5	5	0	2	4	10.7	
Totals			22	678:12	109-276	.395	16-52	.308	33-46	.717	21	80	101	4.0	54	82	93	8	46	267	10.7

Player Averages

Games Played	Minutes/game	Points/game	FG Pct	3FG Pct	FT Pct	Rebounds/game	Assists/game	Turnovers/game	Assist/Turnover ratio	Steals/game	Blocks/game
25	27.1	10.7	39.5	30.8	71.7	4.0	3.3	3.7	0.9	1.8	0.3

PLAYER PROFILES



#5 GEORGIA WOOLLEY

SOPHOMORE

6-0 GUARD

BRISBANE, AUSTRALIA / ST. PAUL'S SCHOOL / BUFFALO

Prior to Syracuse (Buffalo 2021-22): Made 24 starts during her freshman season ... Stood second on the team for most three-pointers (51) ... Ranked second on the team in total points (427) ... 2022 MAC Freshman of the Year.

High School: Ranked in the top 20 in her class ... Helped lead St. Paul's to its first premiership title in school history ... Named the 2019 Brisbane Basketball Graduate Player of the Year ... Recipient of the 2019 "Amarlie Carol Trophy" for the most valuable player of the Queensland School Sport Basketball Tournament ... 2019 Southern Basketball League MVP ... Member of the silver medalist

Queensland U20 All-State team at the Australian National Championships, averaging 15.4 points per game, and earned a silver medal with the U18 squad as well ... Attended the 11th edition of Basketball without Borders Asia, where she was chosen as the women's camp MVP ... Competed in the 2020 Queensland State League where she helped lead the Brisbane Capitals to an 8-3 overall record.

Personal: From Brisbane, Australia

GEORGIA WOOLLEY CAREER STATISTICS

SEASON	TEAM	GP-GS	MIN/AVG	Field Goals		3-Point		F-Throws		Rebounds				Scoring						
				FG-FGA	FG%	3FG-3FGA	3FG%	FT-FTA	FT%	OFF	DEF	TOT	AVG	PF-FO	A	TO	BLK	STL	PTS	AVG
2021-22	UB	34-24	1047/30.8	174-416	.418	51-168	.304	98-115	.852	51	107	158	4.6	69-1	65	104	17	73	497	14.6
2022-23	SU	24-20	710/29.6	99-254	.390	33-108	.306	53-68	.779	35	64	99	4.1	47-0	50	58	9	49	284	11.8
TOTAL FOR SU		24-20	710/29.6	99-254	.390	33-108	.306	53-68	.779	35	64	99	4.1	47-0	50	58	9	49	284	11.8
TOTAL		58-44	1757/30.3	273-670	.407	84-276	.304	151-183	.825	86	171	257	4.4	116-1	115	162	26	122	781	13.5

Single Game Highs

Statistic	Value	
Points	30	at Eastern Mich. 02/02/22
Rebounds	11	at Bucknell 12/20/21
Assists	6	vs Bowling Green 03/05/22
Steals	7	at Tennessee 03/19/22
Blocks	2	at Toledo 01/22/22, vs Pittsburgh 01/05/23
FG Made	11	vs Ball St. 03/12/22
FG Attempts	22	vs NIU 01/29/22
3FG Made	5	at Eastern Mich. 02/02/22
3FG Attempts	10	at NIU 02/12/22, vs Pittsburgh 01/05/23, at Virginia Tech 02/02/23
FT Made	12	vs Bowling Green 03/05/22
FT Attempts	13	vs Bowling Green 03/05/22

GEORGIA WOOLLEY 2022-23 GAME-BY-GAME STATISTICS

Opponent	Date	GS	MIN	Total		3-Pointers		Free throws		Rebounds				PF	A	TO	BLK	STL	PTS	AVG	
				FG-FGA	PCT	3FG-3FGA	PCT	FT-FTA	PCT	OFF	DEF	TOT	AVG								
Stony Brook	11/07/2022		16:56	3-5	.600	2-4	.500	0-0	.000	1	1	2	2.0	2	2	2	1	0	8	8.0	
LIU	11/17/2022		20:46	4-9	.444	0-3	.000	0-0	.000	2	3	5	3.5	3	2	1	1	2	8	8.0	
Bucknell	11/25/2022	*	25:02	1-5	.200	1-2	.500	0-0	.000	2	4	6	4.3	2	1	2	0	0	3	6.3	
at Purdue	11/30/2022	*	25:30	2-9	.222	0-2	.000	2-4	.500	3	0	3	4.0	3	1	1	0	1	6	6.3	
at Yale	12/04/2022	*	37:30	2-7	.286	1-2	.500	6-7	.857	1	2	3	3.8	2	1	2	0	1	11	7.2	
Coppin St.	12/08/2022	*	23:19	4-7	.571	1-3	.333	0-0	.000	1	5	6	4.2	4	1	1	0	4	9	7.5	
Wagner	12/11/2022	*	19:37	2-7	.286	1-2	.500	2-2	1.000	0	4	4	4.1	0	1	3	0	1	7	7.4	
Wake Forest	12/18/2022	*	28:35	1-8	.125	0-2	.000	5-6	.833	3	2	5	4.3	1	4	3	0	2	7	7.4	
UAlbany	12/20/2022	*	30:17	5-9	.556	2-4	.500	0-0	.000	1	2	3	4.1	0	2	1	1	4	12	7.9	
at Louisville	12/29/2022	*	31:04	3-7	.429	0-3	.000	2-2	1.000	2	2	4	4.1	2	1	1	0	1	8	7.9	
NC State	01/01/2023	*	31:02	9-15	.600	4-8	.500	1-2	.500	2	5	7	4.4	3	1	1	0	3	23	9.3	
Pittsburgh	01/05/2023	*	38:01	9-16	.563	3-10	.300	2-2	1.000	3	4	7	4.6	2	4	5	2	5	23	10.4	
at Clemson	01/08/2023	*	31:04	6-19	.316	1-7	.143	1-1	1.000	3	2	5	4.6	1	5	3	0	6	14	10.7	
at Boston College	01/12/2023	*	35:57	2-13	.154	0-3	.000	4-6	.667	1	1	2	4.4	2	5	4	0	1	8	10.5	
Notre Dame	01/15/2023	*	32:16	4-14	.286	1-6	.167	0-0	.000	0	2	2	4.3	2	2	3	1	1	9	10.4	
at Georgia Tech	01/19/2023	*	16:33	1-3	.333	0-1	.000	0-0	.000	0	2	2	4.1	1	2	2	0	0	2	9.9	
at Duke	01/22/2023	*	22:47	1-3	.333	0-2	.000	0-0	.000	1	5	6	4.2	2	0	3	0	1	2	9.4	
Virginia	01/26/2023		32:10	5-14	.357	1-6	.167	6-8	.750	2	0	2	4.1	0	4	1	0	1	17	9.8	
Louisville	01/29/2023		32:28	6-15	.400	3-7	.429	5-7	.714	2	2	4	4.1	2	2	8	0	5	20	10.4	
at Virginia Tech	02/02/2023	*	36:55	7-15	.467	4-10	.400	0-1	.000	0	1	1	4.0	1	1	2	1	1	18	10.8	
Boston College	02/05/2023	*	32:02	5-13	.385	2-5	.400	8-8	1.000	2	6	8	4.1	3	2	3	1	2	20	11.2	
North Carolina	02/09/2023	*	37:52	6-13	.462	3-7	.429	5-6	.833	0	5	5	4.2	3	2	3	1	4	20	11.6	
at Notre Dame	02/12/2023	*	34:34	6-11	.545	3-5	.600	2-2	1.000	1	2	3	4.1	4	3	3	0	1	17	11.8	
at Florida St.	02/16/2023	*	37:24	5-17	.294	0-4	.000	2-4	.500	2	2	4	4.1	2	1	0	0	2	12	11.8	
Totals			20	709:41	99-254	.390	33-108	.306	53-68	.779	35	64	99	4.1	47	50	58	9	49	284	11.8

Player Averages

Games Played	Minutes/ game	Points/ game	FG Pct	3FG Pct	FT Pct	Rebounds/ game	Assists/ game	Turnovers/ game	Assist/Turnover ratio	Steals/ game	Blocks/ game
24	29.6	11.8	39.0	30.6	77.9	4.1	2.1	2.4	0.9	2.0	0.4

PLAYER PROFILES



#10 AVA IRVIN

JUNIOR

5-8 GUARD

ATLANTA, GA / GREATER ATLANTA CHRISTIAN SCHOOL

Sophomore (2021-22): Played in 14 games ... Scored her first career points in the season opener against Monmouth making her only field goal attempt and collecting one rebound, one steal, and dishing one assist ... Had a career-high four points against Central Connecticut State shooting 50 percent from the field (2-for-4) while playing a career-high 11 minutes ... Grabbed a career-high three rebounds at North Carolina (12/30) ... Tallied 12 rebounds on the year, three assists and eight points while making three steals ... Named to the Athletic Director's Fall 2021 Honor Roll.

Freshman Year (2020-21): Appeared in three games ... Saw action in two ACC contests (Louisville and Miami) ... Had a season high four minutes against Lincoln on (Dec. 12)

High School: Played for the GACS Spartans all four years of high school ... Averaged 9.9 pts, 5.8 rebounds, 3.2 steals, and 2.5 assists per game her senior year ... Named to the Gwinnett All-County Team, Georgia Private School Hudl Classic Top 15 Players of 2019-20, 3A All-Region team, Gwinnett Tip-off Club Player of the Month (December), and Team Defensive Player of the Year ... High school state championship in 2020 ... Selected as team captain her senior season.

Personal: Ava Irvin ... Born September 2001 ... Daughter to Shay Irvin and Ken Irvin ... Has one brother named Joshua ... Father played football at the University of Memphis from 1991-95 then played in the NFL for Buffalo, New Orleans, and Minnesota ... She was part of the National Honors Society, Beta Club, French Club, and was on the President's List in high school ... favorite athlete is Kevin Durant or John Wall ... favorite sports team is the Atlanta Hawks and Dream ... favorite movie is Transformers Z ... favorite book series is the Hunger Games ... loves Drake, Nicki Minaj, and Summer Walker ... favorite food is Chicken and Waffles ... greatest sports memory is winning a state championship in high school.

AVA IRVIN CAREER STATISTICS

IRVIN, Ava

SEASON	TEAM	GP-GS	MIN/AVG	Field Goals		3-Point		F-Throws		Rebounds				Scoring							
				FG-FGA	FG%	3FG-3FGA	3FG%	FT-FTA	FT%	OFF	DEF	TOT	AVG	PF-FO	A	TO	BLK	STL	PTS	AVG	
2020-21	SU	3-0	7/2.4	0-1	.000	0-0	.000	0-0	.000	0	0	0	0.0	0-0	0	1	0	0	0	0	0.0
2021-22	SU	14-0	63/4.5	4-16	.250	0-3	.000	0-2	.000	4	8	12	0.9	9-0	3	12	0	3	8	0.6	
2022-23	SU	6-0	21/3.6	1-5	.200	0-2	.000	0-2	.000	0	0	0	0.0	0-0	2	2	0	2	2	0.3	
TOTAL		23-0	92/4.0	5-22	.227	0-5	.000	0-4	.000	4	8	12	0.5	9-0	5	15	0	5	10	0.4	

Single Game Highs

Statistic	Value	
Points	4	vs Central Conn. St. 12/05/21
Rebounds	3	at North Carolina 12/30/21
Assists	1	5 times
Steals	1	5 times
FG Made	2	vs Central Conn. St. 12/05/21
FG Attempts	4	at North Carolina 12/30/21, vs Central Conn. St. 12/05/21
3FG Attempts	2	vs Colgate 11/10/22
FT Attempts	2	vs Cornell 12/08/21, vs Binghamton 11/14/22

AVA IRVIN 2022-23 GAME-BY-GAME STATISTICS

Opponent	Date	GS	MIN	Total		3-Pointers		Free throws		Rebounds				PF	A	TO	BLK	STL	PTS	AVG
				FG-FGA	PCT	3FG-3FGA	PCT	FT-FTA	PCT	OFF	DEF	TOT	AVG							
Stony Brook	11/07/2022		01:29	0-0	.000	0-0	.000	0-0	.000	0	0	0	0.0	0	0	0	0	0	0	0.0
Colgate	11/10/2022		07:39	0-3	.000	0-2	.000	0-0	.000	0	0	0	0.0	0	0	1	0	0	0	0.0
Binghamton	11/14/2022		05:22	0-0	.000	0-0	.000	0-2	.000	0	0	0	0.0	0	1	1	0	1	0	0.0
LIU	11/17/2022		02:21	0-0	.000	0-0	.000	0-0	.000	0	0	0	0.0	0	0	0	0	0	0	0.0
Coppin St.	12/08/2022		00:44	0-0	.000	0-0	.000	0-0	.000	0	0	0	0.0	0	0	0	0	0	0	0.0
Wagner	12/11/2022		03:54	1-2	.500	0-0	.000	0-0	.000	0	0	0	0.0	0	1	0	0	1	2	0.3
Totals		0	21:29	1-5	.200	0-2	.000	0-2	.000	0	0	0	0.0	0	2	2	0	2	2	0.3

Player Averages

Games Played	Minutes/game	Points/game	FG Pct	3FG Pct	FT Pct	Rebounds/game	Assists/game	Turnovers/game	Assist/Turnover ratio	Steals/game	Blocks/game
6	3.6	0.3	20.0	0.0	0.0	0.0	0.3	0.3	1.0	0.3	0.0

PLAYER PROFILES



#11 LEXI MCNABB

FRESHMAN

5-7 GUARD

CHANDLER, ARIZ. / LINCOLN PREP HS

High School: Two-time Arizona 4A State Champion ... Scored 21 points in the championship game in 2021 ... Named as an honorable mention All-Academic Team member three times while at Seton Catholic ... Played for AAU for Arizona Select from 2016-2020 before joining the Kia Nurse Elite EYBL 17U squad in 2021 ... She was named Hoophall Tournament MVP in 2020-21 and earned recognition at several other AAU tournaments.

Personal: Comes from a family of Orange Athletes ... Father played Basketball at SU under Jim Boeheim for two seasons and played quarterback for the football team ... Mother played basketball for the Orange under Legette-Jack as assistant coach.

LEXI MCNABB CAREER STATISTICS

MCNABB, Lexi

				Field Goals		3-Point		F-Throws		Rebounds				Scoring						
SEASON	TEAM	GP-GS	MIN/AVG	FG-FGA	FG%	3FG-3FGA	3FG%	FT-FTA	FT%	OFF	DEF	TOT	AVG	PF	FO A	TO	BLK	STL	PTS	AVG
2022-23	SU	7-0	32/4.6	2-6	.333	0-4	.000	2-3	.667	0	1	1	0.1	1-0	6	3	0	1	6	0.9
TOTAL		7-0	32/4.6	2-6	.333	0-4	.000	2-3	.667	0	1	1	0.1	1-0	6	3	0	1	6	0.9

Single Game Highs

Statistic	Value
Points	4 vs Binghamton 11/14/22
Rebounds	1 vs Binghamton 11/14/22
Assists	3 vs Wagner 12/11/22
Steals	1 vs Wagner 12/11/22
FG Made	2 vs Binghamton 11/14/22
FG Attempts	3 vs Binghamton 11/14/22
3FG Attempts	2 vs Colgate 11/10/22
FT Made	2 vs Wagner 12/11/22
FT Attempts	2 vs Wagner 12/11/22

LEXI MCNABB 2022-23 GAME-BY-GAME STATISTICS

Opponent	Date	GS	MIN	Total		3-Pointers		Free throws		Rebounds				PF	A	TO	BLK	STL	PTS	AVG
				FG-FGA	PCT	3FG-3FGA	PCT	FT-FTA	PCT	OFF	DEF	TOT	AVG							
Stony Brook	11/07/2022		01:49	0-0	.000	0-0	.000	0-0	.000	0	0	0	0.0	0	0	0	0	0	0	0.0
Colgate	11/10/2022		10:00	0-2	.000	0-2	.000	0-0	.000	0	0	0	0.0	1	2	1	0	0	0	0.0
Binghamton	11/14/2022		07:51	2-3	.667	0-1	.000	0-1	.000	0	1	1	0.3	0	1	1	0	0	4	1.3
LIU	11/17/2022		02:46	0-1	.000	0-1	.000	0-0	.000	0	0	0	0.3	0	0	0	0	0	0	1.0
Bucknell	11/25/2022		00:56	0-0	.000	0-0	.000	0-0	.000	0	0	0	0.2	0	0	0	0	0	0	0.8
Coppin St.	12/08/2022		00:44	0-0	.000	0-0	.000	0-0	.000	0	0	0	0.2	0	0	0	0	0	0	0.7
Wagner	12/11/2022		08:17	0-0	.000	0-0	.000	2-2	1.000	0	0	0	0.1	0	3	1	0	1	2	0.9
Totals		0	32:23	2-6	.333	0-4	.000	2-3	.667	0	1	1	0.1	1	6	3	0	1	6	0.9

Player Averages

Games Played	Minutes/game	Points/game	FG Pct	3FG Pct	FT Pct	Rebounds/game	Assists/game	Turnovers/game	Assist/Turnover ratio	Steals/game	Blocks/game
7	4.6	0.9	33.3	0.0	66.7	0.1	0.9	0.4	2.0	0.1	0.0

PLAYER PROFILES



#12 CHEYENNE MCEVANS

JUNIOR

5-9 GUARD

DETROIT, MICH. / SOUTHFIELD A&T

Prior to Syracuse (Buffalo 2020-22): Started in 20 games during her freshman season ... Named to the MAC All-Freshman Team ... During her sophomore season appeared in 12 games before an injury shorted her season.

Highschool: Standout career at Southfield A&T High School where she finished with 1,500 career points ... Helped lead the Warriors to four straight OAA League Championships, two district championships and a state Final Four ... Two-time member of the Associated Press Division 1 All-State Team ... Named to the All-North First Team as a senior ... Three-time All-League selection.

Personal: From Detroit, Michigan.

CHEYENNE MCEVANS CAREER STATISTICS

SEASON	TEAM	GP-GS	MIN/AVG	Field Goals		3-Point		F-Throws		Rebounds				Scoring						
				FG-FGA	FG%	3FG-3FGA	3FG%	FT-FTA	FT%	OFF	DEF	TOT	AVG	PF-FO	A	TO	BLK	STL	PTS	AVG
2020-21	UB	22-20	686/31.2	93-212	.439	13-41	.317	55-79	.696	53	75	128	5.8	51-2	47	38	13	34	254	11.5
2021-22	UB	12-10	318/26.5	40-94	.426	3-14	.214	10-20	.500	27	35	62	5.2	20-0	28	21	4	18	93	7.8
2022-23	SU	17-0	212/12.5	16-41	.390	1-6	.167	15-24	.625	14	17	31	1.8	15-0	15	15	0	12	48	2.8
TOTAL FOR SU		17-0	212/12.5	16-41	.390	1-6	.167	15-24	.625	14	17	31	1.8	15-0	15	15	0	12	48	2.8
TOTAL		51-30	1216/23.9	149-347	.429	17-61	.279	80-123	.650	94	127	221	4.3	86-2	90	74	17	64	395	7.7

Single Game Highs

Statistic	Value	
Points	20	vs Miami (OH) 03/03/21
Rebounds	12	vs Bowling Green 03/12/21
Assists	6	vs James Madison 11/27/21
Steals	4	vs Bowling Green 01/13/21, vs Miami (OH) 03/03/21, vs James Madison 11/27/21
Blocks	3	vs Miami (OH) 03/03/21
FG Made	7	4 times
FG Attempts	16	vs Ball St. 02/17/21, vs Bowling Green 03/12/21
3FG Made	2	4 times
3FG Attempts	4	4 times
FT Made	6	at Kent St. 02/24/21, vs Miami (OH) 03/03/21, at Purdue 12/09/20
FT Attempts	9	at Purdue 12/09/20

CHEYENNE MCEVANS 2022-23 GAME-BY-GAME STATISTICS

Opponent	Date	GS	MIN	Total		3-Pointers		Free throws		Rebounds				PF	A	TO	BLK	STL	PTS	AVG
				FG-FGA	PCT	3FG-3FGA	PCT	FT-FTA	PCT	OFF	DEF	TOT	AVG							
LIU	11/17/2022		16:21	2-6	.333	0-2	.000	2-2	1.000	0	3	3	3.0	2	4	2	0	2	6	6.0
at Penn St.	11/21/2022		09:40	0-3	.000	0-0	.000	2-2	1.000	0	0	0	1.5	1	0	1	0	0	2	4.0
Bucknell	11/25/2022		12:23	1-2	.500	0-0	.000	0-0	.000	1	0	1	1.3	1	1	1	0	1	2	3.3
at Purdue	11/30/2022		22:15	1-4	.250	0-0	.000	1-1	1.000	1	2	3	1.8	3	0	0	0	1	3	3.3
at Yale	12/04/2022		13:41	1-2	.500	0-1	.000	1-2	.500	1	1	2	1.8	0	0	1	0	0	3	3.2
Coppin St.	12/08/2022		20:03	1-3	.333	1-2	.500	1-2	.500	0	3	3	2.0	1	4	0	0	0	4	3.3
Wagner	12/11/2022		20:58	4-5	.800	0-0	.000	0-0	.000	1	1	2	2.0	1	2	3	0	1	8	4.0
Wake Forest	12/18/2022		13:08	1-1	1.000	0-0	.000	0-1	.000	3	1	4	2.3	0	1	1	0	2	2	3.8
UAlbany	12/20/2022		14:58	2-4	.500	0-0	.000	1-2	.500	2	2	4	2.4	0	2	0	0	1	5	3.9
at Louisville	12/29/2022		15:50	0-3	.000	0-1	.000	2-4	.500	3	2	5	2.7	1	0	1	0	0	2	3.7
NC State	01/01/2023		11:48	0-1	.000	0-0	.000	4-6	.667	0	1	1	2.5	1	0	2	0	2	4	3.7
Pittsburgh	01/05/2023		15:10	3-4	.750	0-0	.000	0-0	.000	0	0	0	2.3	1	1	1	0	1	6	3.9
at Clemson	01/08/2023		02:31	0-0	.000	0-0	.000	0-0	.000	0	0	0	2.2	0	0	1	0	0	0	3.6
at Boston College	01/12/2023		02:43	0-1	.000	0-0	.000	0-0	.000	1	1	2	2.1	0	0	0	0	0	0	3.4
at Georgia Tech	01/19/2023		10:33	0-1	.000	0-0	.000	0-0	.000	1	0	1	2.1	2	0	0	0	1	0	3.1
Louisville	01/29/2023		02:29	0-0	.000	0-0	.000	0-0	.000	0	0	0	1.9	0	0	1	0	0	0	2.9
Boston College	02/05/2023		07:28	0-1	.000	0-0	.000	1-2	.500	0	0	0	1.8	1	0	0	0	0	1	2.8
Totals		0	211:59	16-41	.390	1-6	.167	15-24	.625	14	17	31	1.8	15	15	15	0	12	48	2.8

Player Averages

Games Played	Minutes/ game	Points/ game	FG Pct	3FG Pct	FT Pct	Rebounds/ game	Assists/ game	Turnovers/ game	Assist/Turnover ratio	Steals/ game	Blocks/ game
17	12.5	2.8	39.0	16.7	62.5	1.8	0.9	0.9	1.0	0.7	0.0

PLAYER PROFILES



#15 ASIA STRONG

GRADUATE STUDENT

6-2 FORWARD

SOUTH BEND, IND. / RILEY HS / WICHITA STATE

Prior to Syracuse (WichitaState 2020-22): During her junior year was named to the American Athletics Conference All-Academic Team, Athletic Director's Honors Roll, and Second Team All-Conference . . . As a senior Strong was named to the Preseason First Team All-Conference, American Athletic Conference All-Academic Team, and the Athletic Director's Honor roll . . . Started in 29 games for the shockers while being only of two players to play in all 30 games.

Prior to Syracuse (Trinity Valley CC): Ranked No. 9 in the Don Olson Basketball Report ... Helped Trinity Valley to a 32-1 record and a perfect 18-0 mark in conference play as a sophomore ... Earned Region XIV All-Tournament Team and All-Conference honors, helping the

Lady Cards clinch the Region XIV Championship.

Personal: Daughter of Glendetta Jones, and has three brothers: Keenan, Thomas and Gabriel.

ASIA STRONG CAREER STATISTICS

SEASON	TEAM	GP-GS	MIN/AVG	Field Goals		3-Point		F-Throws		Rebounds					Scoring					
				FG-FGA	FG%	3FG-3FGA	3FG%	FT-FTA	FT%	OFF	DEF	TOT	AVG	PF-FO	A	TO	BLK	STL	PTS	AVG
2020-21	WSU	18-17	608/33.8	108-255	.424	19-55	.345	39-53	.736	31	88	119	6.6	49-1	11	52	10	8	274	15.2
2021-22	WSU	30-29	837/27.9	133-334	.398	20-69	.290	41-53	.774	46	121	167	5.6	58-0	21	80	12	22	327	10.9
2022-23	SU	22-8	476/21.6	70-166	.422	11-42	.262	32-41	.780	47	68	115	5.2	48-1	10	35	10	6	183	8.3
TOTAL FOR SU		22-8	476/21.6	70-166	.422	11-42	.262	32-41	.780	47	68	115	5.2	48-1	10	35	10	6	183	8.3
TOTAL		70-54	1921/27.4	311-755	.412	50-166	.301	112-147	.762	124	277	401	5.7	155-2	42	167	32	36	784	11.2

Single Game Highs

Statistic	Value
Points	24 vs Tulsa 03/08/21
Rebounds	15 at North Texas 12/17/21
Assists	3 vs Tulsa 03/08/21, vs UAlbany 12/20/22
Steals	3 at UCF 02/16/22
Blocks	3 vs Alcorn 11/26/21, vs Oral Roberts 12/01/21, vs Notre Dame 01/15/23
FG Made	11 vs UNI 12/06/20
FG Attempts	25 vs UNI 12/06/20
3FG Made	4 at Purdue 11/30/22
3FG Attempts	6 at Temple 01/23/21, vs Tulsa 03/08/21, at Purdue 11/30/22
FT Made	8 vs Houston 02/24/21
FT Attempts	8 vs Houston 02/24/21, at East Carolina 02/09/22

ASIA STRONG 2022-23 GAME-BY-GAME STATISTICS

Opponent	Date	GS	MIN	Total		3-Pointers		Free throws		Rebounds				PF	A	TO	BLK	STL	PTS	AVG
				FG-FGA	PCT	3FG-3FGA	PCT	FT-FTA	PCT	OFF	DEF	TOT	AVG							
Stony Brook	11/07/2022	*	24:50	5-14	.357	0-0	.000	0-2	.000	4	1	5	5.0	3	1	2	0	0	10	10.0
Colgate	11/10/2022	*	22:34	2-8	.250	0-3	.000	2-2	1.000	2	6	8	6.5	2	1	3	0	1	6	8.0
Binghamton	11/14/2022	*	25:32	2-7	.286	0-0	.000	3-4	.750	4	1	5	6.0	1	0	2	0	0	7	7.7
LIU	11/17/2022	*	22:24	5-12	.417	2-3	.667	3-5	.600	4	2	6	6.0	3	1	0	0	0	15	9.5
at Penn St.	11/21/2022	*	37:42	5-12	.417	1-5	.200	0-1	.000	0	9	9	6.6	3	2	1	2	0	11	9.8
Bucknell	11/25/2022	*	27:08	3-9	.333	0-2	.000	1-1	1.000	0	5	5	6.3	2	0	0	1	0	7	9.3
at Purdue	11/30/2022	*	34:54	7-13	.538	4-6	.667	0-0	.000	4	6	10	6.9	4	0	6	0	1	18	10.6
at Yale	12/04/2022	*	09:51	0-3	.000	0-0	.000	0-0	.000	2	2	4	6.5	0	0	1	0	0	0	9.3
Coppin St.	12/08/2022		19:05	6-10	.600	0-2	.000	4-4	1.000	3	0	3	6.1	5	0	2	0	0	16	10.0
Wagner	12/11/2022		16:08	3-6	.500	0-0	.000	3-4	.750	2	4	6	6.1	2	0	1	1	0	9	9.9
Wake Forest	12/18/2022		29:16	3-7	.429	0-3	.000	4-4	1.000	4	7	11	6.5	1	1	5	0	0	10	9.9
UAlbany	12/20/2022		32:58	7-13	.538	2-5	.400	2-2	1.000	3	3	6	6.5	3	3	1	0	2	18	10.6
at Louisville	12/29/2022		16:52	2-5	.400	0-2	.000	0-0	.000	2	2	4	6.3	2	0	0	0	0	4	10.1
NC State	01/01/2023		08:34	1-8	.125	1-4	.250	0-0	.000	1	1	2	6.0	2	0	0	0	0	3	9.6
Pittsburgh	01/05/2023		12:33	2-3	.667	0-0	.000	0-0	.000	2	1	3	5.8	0	0	0	1	0	4	9.2
at Clemson	01/08/2023		21:41	4-8	.500	0-1	.000	5-6	.833	3	7	10	6.1	3	1	2	0	0	13	9.4
at Boston College	01/12/2023		29:18	4-5	.800	1-1	1.000	2-2	1.000	1	3	4	5.9	3	0	2	0	1	11	9.5
Notre Dame	01/15/2023		24:58	4-10	.400	0-2	.000	3-4	.750	1	5	6	5.9	1	0	1	3	0	11	9.6
at Georgia Tech	01/19/2023		16:10	0-2	.000	0-0	.000	0-0	.000	4	0	4	5.8	3	0	1	0	0	0	9.1
at Duke	01/22/2023		12:09	1-1	1.000	0-0	.000	0-0	.000	0	1	1	5.6	3	0	2	1	1	2	8.8
Virginia	01/26/2023		29:32	4-9	.444	0-3	.000	0-0	.000	1	2	3	5.5	2	0	3	1	0	8	8.7
at Notre Dame	02/12/2023		02:06	0-1	.000	0-0	.000	0-0	.000	0	0	0	5.2	0	0	0	0	0	0	8.3
Totals		8	476:15	70-166	.422	11-42	.262	32-41	.780	47	68	115	5.2	48	10	35	10	6	183	8.3

Player Averages

Games Played	Minutes/game	Points/game	FG Pct	3FG Pct	FT Pct	Rebounds/game	Assists/game	Turnovers/game	Assist/Turnover ratio	Steals/game	Blocks/game
22	21.6	8.3	42.2	26.2	78.0	5.2	0.5	1.6	0.3	0.3	0.5

PLAYER PROFILES



#21 SANIAA WILSON

SOPHOMORE

6-0 FORWARD

ROCHESTER, N.Y. / BISHOP KEARNEY / BUFFALO

Prior to Syracuse (Buffalo 2021-22): Appeared in 14 games for the Bulls ... Averaged 3.6 points per game and 4.4 rebounds.

High School: Graduated from Bishop Kearney High School where she led the Kings to three straight Section V championships, two regional championships, and two appearances at the New York State Championship ... Left high school ranked No. 18 at her position by ESPN and a nominee for the 2021 Ronald McDonald All-American game.

Personal: From Rochester, N.Y.

SANIAA WILSON CAREER STATISTICS

SEASON	TEAM	GP-GS	MIN/AVG	Field Goals		3-Point		F-Throws		Rebounds				Scoring						
				FG-FGA	FG%	3FG-3FGA	3FG%	FT-FTA	FT%	OFF	DEF	TOT	AVG	PF-FO	A	TO	BLK	STL	PTS	AVG
2021-22	UB	14-0	153/10.9	19-34	.559	0-0	.000	12-22	.545	21	40	61	4.4	19-0	3	10	4	0	50	3.6
2022-23	SU	24-3	275/11.4	34-62	.548	0-0	.000	18-30	.600	37	42	79	3.3	45-1	4	15	13	6	86	3.6
TOTAL FOR SU		24-3	275/11.4	34-62	.548	0-0	.000	18-30	.600	37	42	79	3.3	45-1	4	15	13	6	86	3.6
TOTAL		38-3	427/11.2	53-96	.552	0-0	.000	30-52	.577	58	82	140	3.7	64-1	7	25	17	6	136	3.6

Single Game Highs

Statistic	Value	
Points	13	vs Wagner 12/11/22
Rebounds	14	at Eastern Mich. 02/02/22
Assists	2	vs Louisville 01/29/23
Steals	2	at Notre Dame 02/12/23
Blocks	3	vs Colgate 11/10/22, at Florida St. 02/16/23
FG Made	5	at Central Mich. 02/05/22, vs LIU 11/17/22, vs Wagner 12/11/22
FG Attempts	9	vs LIU 11/17/22
FT Made	4	vs NIU 01/29/22, at Tennessee 03/19/22, at Duke 01/22/23
FT Attempts	6	at Kent St. 02/26/22, at Duke 01/22/23

SANIAA WILSON 2022-23 GAME-BY-GAME STATISTICS

Opponent	Date	GS	MIN	Total		3-Pointers		Free throws		Rebounds				PF	A	TO	BLK	STL	PTS	AVG
				FG-FGA	PCT	3FG-3FGA	PCT	FT-FTA	PCT	OFF	DEF	TOT	AVG							
Stony Brook	11/07/2022		09:40	2-2	1.000	0-0	.000	1-2	.500	2	2	4	4.0	2	0	0	1	0	5	5.0
Colgate	11/10/2022		11:12	4-4	1.000	0-0	.000	2-2	1.000	0	2	2	3.0	3	0	1	3	0	10	7.5
Binghamton	11/14/2022		11:59	3-4	.750	0-0	.000	1-3	.333	2	4	6	4.0	3	0	1	2	0	7	7.3
LIU	11/17/2022		19:14	5-9	.556	0-0	.000	2-2	1.000	2	9	11	5.8	1	0	1	0	0	12	8.5
at Penn St.	11/21/2022		06:02	0-0	.000	0-0	.000	0-0	.000	0	0	0	4.6	0	0	1	1	0	0	6.8
Bucknell	11/25/2022		07:46	0-0	.000	0-0	.000	0-0	.000	0	2	2	4.2	1	0	0	0	1	0	5.7
at Purdue	11/30/2022		01:52	0-0	.000	0-0	.000	0-0	.000	0	0	0	3.6	0	0	0	0	0	0	4.9
at Yale	12/04/2022		07:26	1-2	.500	0-0	.000	2-4	.500	1	1	2	3.4	1	0	0	0	0	4	4.8
Coppin St.	12/08/2022		10:06	3-5	.600	0-0	.000	1-1	1.000	3	1	4	3.4	4	0	2	0	1	7	5.0
Wagner	12/11/2022		14:21	5-7	.714	0-0	.000	3-4	.750	4	5	9	4.0	2	0	1	1	0	13	5.8
Wake Forest	12/18/2022		11:41	2-4	.500	0-0	.000	0-0	.000	2	1	3	3.9	1	0	0	0	0	4	5.6
UAlbany	12/20/2022		05:14	0-0	.000	0-0	.000	0-2	.000	0	0	0	3.6	0	0	0	0	0	0	5.2
at Louisville	12/29/2022		05:44	0-0	.000	0-0	.000	0-0	.000	0	1	1	3.4	3	0	0	0	0	0	4.8
at Boston College	01/12/2023		01:09	0-0	.000	0-0	.000	0-0	.000	0	1	1	3.2	0	0	0	0	0	0	4.4
Notre Dame	01/15/2023		02:01	0-0	.000	0-0	.000	0-0	.000	0	1	1	3.1	0	0	0	0	0	0	4.1
at Georgia Tech	01/19/2023		04:38	0-0	.000	0-0	.000	0-0	.000	0	0	0	2.9	2	0	0	0	0	0	3.9
at Duke	01/22/2023		19:06	1-1	1.000	0-0	.000	4-6	.667	3	0	3	2.9	3	0	1	0	0	6	4.0
Virginia	01/26/2023	*	11:58	2-5	.400	0-0	.000	0-2	.000	5	4	9	3.2	5	0	1	0	0	4	4.0
Louisville	01/29/2023	*	30:34	2-4	.500	0-0	.000	0-0	.000	5	2	7	3.4	1	2	2	0	0	4	4.0
at Virginia Tech	02/02/2023	*	20:27	1-4	.250	0-0	.000	0-0	.000	1	1	2	3.4	4	0	1	1	1	2	3.9
Boston College	02/05/2023		15:00	1-3	.333	0-0	.000	0-0	.000	1	1	2	3.3	1	1	1	1	0	2	3.8
North Carolina	02/09/2023		08:15	0-0	.000	0-0	.000	0-0	.000	2	0	2	3.2	0	0	0	0	0	0	3.6
at Notre Dame	02/12/2023		25:27	0-2	.000	0-0	.000	0-0	.000	2	3	5	3.3	4	1	1	0	2	0	3.5
at Florida St.	02/16/2023		13:38	2-6	.333	0-0	.000	2-2	1.000	2	1	3	3.3	4	0	1	3	1	6	3.6
Totals		3	274:31	34-62	.548	0-0	.000	18-30	.600	37	42	79	3.3	45	4	15	13	6	86	3.6

Player Averages

Games Played	Minutes/game	Points/game	FG Pct	3FG Pct	FT Pct	Rebounds/game	Assists/game	Turnovers/game	Assist/Turnover ratio	Steals/game	Blocks/game
24	11.4	3.6	54.8	0.0	60.0	3.3	0.2	0.6	0.3	0.3	0.5

PLAYER PROFILES



#22 KYRA WOOD

SOPHOMORE

6-3 FORWARD

BUFFALO, N.Y. / CITY HONORS SCHOOL / TEMPLE

Prior to Syracuse (Temple 2021-22): Started eight of the final nine games of the season ... Played in 25 games ... Finished the season second on the team in blocks (29) while averaging 3.2 points per game and 4.3 rebounds per game.

High School: During her junior season, was named to the Second Team All-Western New York along with being tabbed Co-Canisus Cup Player of the Year ... Surpassed the 2,000 point mark during her senior season.

Personal: From Buffalo, N.Y.

KYRA WOOD CAREER STATISTICS

WOOD, Kyra

SEASON	TEAM	GP-GS	MIN/AVG	Field Goals		3-Point		F-Throws		Rebounds				Scoring						
				FG-FGA	FG%	3FG-3FGA	3FG%	FT-FTA	FT%	OFF	DEF	TOT	AVG	PF-FO	A	TO	BLK	STL	PTS	AVG
2021-22	Temple	25-8	314/12.6	28-71	.394	0-0	.000	23-48	.479	40	67	107	4.3	25-0	2	18	29	9	79	3.2
2022-23	SU	25-15	408/16.3	33-62	.532	0-0	.000	8-16	.500	45	42	87	3.5	35-0	7	25	23	18	74	3.0
TOTAL FOR SU		25-15	408/16.3	33-62	.532	0-0	.000	8-16	.500	45	42	87	3.5	35-0	7	25	23	18	74	3.0
TOTAL		50-23	722/14.4	61-133	.459	0-0	.000	31-64	.484	85	109	194	3.9	60-0	9	43	52	27	153	3.1

Single Game Highs

Statistic	Value	
Points	16	vs East Carolina 02/06/22
Rebounds	12	vs Wichita St. 02/02/22
Assists	2	vs Wichita St. 02/02/22, at Boston College 01/12/23, vs Boston College 02/05/23
Steals	3	vs NC State 01/01/23, vs Virginia 01/26/23
Blocks	4	at Cincinnati 01/08/22
FG Made	6	vs East Carolina 02/06/22
FG Attempts	12	vs East Carolina 02/06/22
FT Made	4	at Memphis 01/29/22, vs East Carolina 02/06/22
FT Attempts	8	at Northwestern 12/17/21, vs Cincinnati 01/26/22

KYRA WOOD 2022-23 GAME-BY-GAME STATISTICS

Opponent	Date	GS	MIN	Total		3-Pointers		Free throws		Rebounds				PF	A	TO	BLK	STL	PTS	AVG
				FG-FGA	PCT	3FG-3FGA	PCT	FT-FTA	PCT	OFF	DEF	TOT	AVG							
Stony Brook	11/07/2022		09:19	0-1	.000	0-0	.000	0-0	.000	1	2	3	3.0	2	0	1	0	1	0	0.0
Colgate	11/10/2022		20:14	3-4	.750	0-0	.000	1-2	.500	3	2	5	4.0	1	0	1	1	1	7	3.5
Binghamton	11/14/2022		18:15	1-2	.500	0-0	.000	1-3	.333	1	2	3	3.7	2	0	0	2	0	3	3.3
LIU	11/17/2022	*	13:38	2-2	1.000	0-0	.000	1-2	.500	1	3	4	3.8	4	1	1	0	2	5	3.8
at Penn St.	11/21/2022		01:17	0-0	.000	0-0	.000	0-0	.000	0	0	0	3.0	0	0	0	0	0	0	3.0
Bucknell	11/25/2022		13:07	0-3	.000	0-0	.000	2-2	1.000	2	4	6	3.5	0	0	1	2	0	2	2.8
at Purdue	11/30/2022		10:12	0-0	.000	0-0	.000	0-0	.000	1	0	1	3.1	0	0	0	0	0	0	2.4
at Yale	12/04/2022		06:18	0-1	.000	0-0	.000	0-0	.000	2	2	4	3.3	0	0	1	0	0	0	2.1
Coppin St.	12/08/2022		04:52	0-0	.000	0-0	.000	0-0	.000	0	0	0	2.9	0	0	0	0	0	0	1.9
Wagner	12/11/2022		08:03	2-3	.667	0-0	.000	0-0	.000	2	0	2	2.8	0	0	1	0	0	4	2.1
at Louisville	12/29/2022		02:25	0-0	.000	0-0	.000	0-0	.000	0	1	1	2.6	0	0	0	0	0	0	1.9
NC State	01/01/2023	*	30:49	1-2	.500	0-0	.000	0-2	.000	3	6	9	3.2	1	0	2	2	3	2	1.9
Pittsburgh	01/05/2023	*	27:49	4-5	.800	0-0	.000	1-1	1.000	3	2	5	3.3	3	1	1	3	0	9	2.5
at Clemson	01/08/2023	*	25:40	3-6	.500	0-0	.000	0-0	.000	4	2	6	3.5	1	0	2	1	1	6	2.7
at Boston College	01/12/2023	*	14:31	0-1	.000	0-0	.000	0-0	.000	1	2	3	3.5	2	2	1	1	0	0	2.5
Notre Dame	01/15/2023	*	29:40	4-6	.667	0-0	.000	0-0	.000	5	4	9	3.8	1	0	1	2	2	8	2.9
at Georgia Tech	01/19/2023	*	19:26	3-5	.600	0-0	.000	1-2	.500	3	3	6	3.9	2	0	2	1	1	7	3.1
at Duke	01/22/2023	*	28:04	2-3	.667	0-0	.000	0-0	.000	3	1	4	3.9	2	0	2	0	0	4	3.2
Virginia	01/26/2023	*	23:46	2-5	.400	0-0	.000	0-0	.000	3	1	4	3.9	1	0	1	3	3	4	3.2
Louisville	01/29/2023	*	24:54	1-2	.500	0-0	.000	1-2	.500	1	1	2	3.9	3	0	1	1	1	3	3.2
at Virginia Tech	02/02/2023	*	23:09	0-4	.000	0-0	.000	0-0	.000	2	2	4	3.9	3	0	1	3	1	0	3.0
Boston College	02/05/2023	*	17:55	2-3	.667	0-0	.000	0-0	.000	2	0	2	3.8	3	2	3	0	1	4	3.1
North Carolina	02/09/2023	*	21:36	2-3	.667	0-0	.000	0-0	.000	2	2	4	3.8	2	0	2	0	1	4	3.1
at Notre Dame	02/12/2023	*	06:30	0-0	.000	0-0	.000	0-0	.000	0	0	0	3.6	1	0	0	0	0	0	3.0
at Florida St.	02/16/2023	*	06:38	1-1	1.000	0-0	.000	0-0	.000	0	0	0	3.5	1	1	0	1	0	2	3.0
Totals		15	408:07	33-62	.532	0-0	.000	8-16	.500	45	42	87	3.5	35	7	25	23	18	74	3.0

Player Averages

Games Played	Minutes/game	Points/game	FG Pct	3FG Pct	FT Pct	Rebounds/game	Assists/game	Turnovers/game	Assist/Turnover ratio	Steals/game	Blocks/game
25	16.3	3.0	53.2	0.0	50.0	3.5	0.3	1.0	0.3	0.7	0.9

PLAYER PROFILES



#24 DARIAUNA LEWIS

GRADUATE STUDENT

6-1 CENTER

OMAHA, NEB. / OMAHA NORTH HS / ALABAMA A&M

Prior to Syracuse (Alabama A&M 2019-22): Started in all 30 games during her sophomore season . . . Named SWAC player of the week two times, Earned a spot on the First-Team HBCU All-American by BOXTOROW . . . Earned first-team All-SWAC honors and was named SWAC Newcomer of the Year.

Prior to Syracuse (Missouri State 2018-19): Averaged 3.6 points and 3.3 rebounds on 49 percent shooting in limited action with the Missouri State Bears during the 2018-2019 season ... Scored a career high 15 points against Drake ... Recorded a career high nine rebounds at home against Ball State.

High School: Four-year starter for Omaha High . . . Earned first-team all-state honors as a senior . . . Earned a Second-Team All-State selection as a junior . . . Honorable Mention All-State pick as a sophomore and a freshman.

Personal: From Omaha, NE.

DARIAUNA LEWIS CAREER STATISTICS

SEASON	TEAM	GP-GS	MIN/AVG	Field Goals		3-Point		F-Throws		Rebounds				Other					Scoring	
				FG-FGA	FG%	3FG-3FGA	3FG%	FT-FTA	FT%	OFF	DEF	TOT	AVG	PF-FO	A	TO	BLK	STL	PTS	AVG
2018-19	MOST	25-0	245/9.8	35-71	.493	2-8	.250	18-31	.581	29	53	82	3.3	39-0	5	20	9	13	90	3.6
2019-20	AAMU	30-29	873/29.1	182-279	.652	0-2	.000	140-211	.664	113	162	275	9.2	82-1	31	88	50	27	504	16.8
2020-21	AAMU	17-17	613/36.0	122-202	.604	1-4	.250	57-91	.626	72	149	221	13.0	30-0	16	40	35	15	302	17.8
2021-22	AAMU	29-28	935/32.2	167-334	.500	1-7	.143	105-145	.724	93	236	329	11.3	73-1	33	78	63	26	440	15.2
2022-23	SU	26-22	759/29.2	101-206	.490	0-7	.000	47-70	.671	72	168	240	9.2	73-1	25	40	33	22	249	9.6
TOTAL FOR SU	26-22	759/29.2	101-206	.490	0-7	.000	47-70	.671	72	168	240	9.2	73-1	25	40	33	22	249	9.6	
TOTAL	127-96	3425/27.0	607-1092	.556	4-28	.143	367-548	.670	379	768	1147	9.0	297-3	110	266	190	103	1585	12.5	

Single Game Highs

Statistic	Value	
Points	32	vs Grambling 03/09/22
Rebounds	20	at Georgia St. 11/26/19, vs Grambling 03/11/21
Assists	5	at Clemson 01/08/23
Steals	3	at California Baptist 11/16/19, at Jackson St. 03/04/21, at Ark.-Pine Bluff 01/03/22
Blocks	7	vs Ark.-Pine Bluff 01/11/20
FG Made	13	vs Grambling 03/09/22
FG Attempts	19	4 times
3FG Made	1	4 times
3FG Attempts	2	at UNI 02/03/19, at Illinois St. 01/20/19, at California Baptist 11/16/19
FT Made	11	at San Diego St. 11/14/19
FT Attempts	14	vs Ark.-Pine Bluff 01/11/20, at Alcorn 01/25/20

DARIAUNA LEWIS 2022-23 GAME-BY-GAME STATISTICS

Opponent	Date	GS	MIN	Total		3-Pointers		Free throws		Rebounds				PF	A	TO	BLK	STL	PTS	AVG	
				FG-FGA	PCT	3FG-3FGA	PCT	FT-FTA	PCT	OFF	DEF	TOT	AVG								
Stony Brook	11/07/2022	*	34:42	5-10	.500	0-1	.000	5-6	.833	8	8	16	16.0	3	1	2	4	1	15	15.0	
Colgate	11/10/2022	*	26:00	4-7	.571	0-0	.000	4-6	.667	4	6	10	13.0	1	1	1	2	2	12	13.5	
Binghamton	11/14/2022	*	24:14	8-12	.667	0-0	.000	1-2	.500	2	8	10	12.0	0	0	1	4	1	17	14.7	
at Penn St.	11/21/2022	*	34:59	2-3	.667	0-0	.000	0-0	.000	1	8	9	11.3	4	0	1	1	1	4	12.0	
Bucknell	11/25/2022	*	26:53	3-9	.333	0-0	.000	3-6	.500	0	7	7	10.4	2	0	4	2	0	9	11.4	
at Purdue	11/30/2022	*	24:26	3-8	.375	0-1	.000	3-4	.750	4	7	11	10.5	4	1	3	2	1	9	11.0	
at Yale	12/04/2022	*	32:40	5-8	.625	0-1	.000	6-9	.667	3	3	6	9.9	3	0	2	2	1	16	11.7	
Coppin St.	12/08/2022	*	24:37	2-5	.400	0-0	.000	0-0	.000	1	12	13	10.3	2	1	3	0	1	4	10.8	
Wagner	12/11/2022	*	20:18	5-7	.714	0-0	.000	3-4	.750	6	6	12	10.4	1	2	0	1	0	13	11.0	
Wake Forest	12/18/2022	*	28:19	2-5	.400	0-1	.000	2-2	1.000	1	8	9	10.3	2	0	2	2	1	6	10.5	
UAlbany	12/20/2022	*	25:50	4-8	.500	0-1	.000	0-0	.000	3	3	6	9.9	3	1	1	0	2	8	10.3	
at Louisville	12/29/2022	*	34:04	4-10	.400	0-0	.000	4-7	.571	5	6	11	10.0	3	0	1	0	1	12	10.4	
NC State	01/01/2023		32:16	2-7	.286	0-1	.000	0-0	.000	2	5	7	9.8	3	0	1	1	0	4	9.9	
Pittsburgh	01/05/2023	*	32:53	5-8	.625	0-0	.000	2-2	1.000	0	8	8	9.6	4	2	1	4	0	12	10.1	
at Clemson	01/08/2023	*	32:39	5-8	.625	0-0	.000	2-2	1.000	3	7	10	9.7	3	5	0	2	2	12	10.2	
at Boston College	01/12/2023	*	35:02	5-8	.625	0-0	.000	1-1	1.000	5	5	10	9.7	4	3	2	2	1	11	10.3	
Notre Dame	01/15/2023	*	23:21	1-3	.333	0-0	.000	0-1	.000	0	6	6	9.5	2	0	0	1	0	2	9.8	
at Georgia Tech	01/19/2023	*	38:16	4-9	.444	0-0	.000	3-4	.750	3	11	14	9.7	3	0	1	0	1	11	9.8	
at Duke	01/22/2023	*	20:34	1-4	.250	0-0	.000	0-0	.000	1	1	2	9.3	2	1	0	1	0	2	9.4	
Virginia	01/26/2023		14:44	1-2	.500	0-0	.000	1-2	.500	0	1	1	8.9	2	0	1	0	1	3	9.1	
Louisville	01/29/2023		24:32	4-9	.444	0-0	.000	0-0	.000	4	3	7	8.8	4	3	2	1	1	8	9.0	
at Virginia Tech	02/02/2023		28:01	3-9	.333	0-1	.000	0-0	.000	3	8	11	8.9	4	0	2	0	0	6	8.9	
Boston College	02/05/2023	*	34:07	7-12	.583	0-0	.000	1-3	.333	2	7	9	8.9	4	1	3	0	1	15	9.2	
North Carolina	02/09/2023	*	36:56	5-14	.357	0-0	.000	4-4	1.000	8	7	15	9.2	2	2	4	1	1	14	9.4	
at Notre Dame	02/12/2023	*	36:32	6-12	.500	0-0	.000	2-3	.667	3	7	10	9.2	5	1	0	0	2	14	9.6	
at Florida St.	02/16/2023	*	32:19	5-9	.556	0-0	.000	0-2	.000	0	10	10	9.2	3	0	2	0	0	10	9.6	
Totals			22	759:14	101-206	.490	0-7	.000	47-70	.671	72	168	240	9.2	73	25	40	33	22	249	9.6

Player Averages

Games Played	Minutes/game	Points/game	FG Pct	3FG Pct	FT Pct	Rebounds/game	Assists/game	Turnovers/game	Assist/Turnover ratio	Steals/game	Blocks/game
26	29.2	9.6	49.0	0.0	67.1	9.2	1.0	1.5	0.6	0.8	1.3

PLAYER PROFILES



#25 ALAINA RICE

SENIOR

5-8 GUARD

ROCKLEDGE, FLA. / IMG ACADEMY / AUBURN

Junior (2021-22): Appeared in all 29 games earning one start . . . Averaged 4.1 points and 3.9 rebounds per game as Syracuse's first player off the bench . . . Scored in double figures three times . . . Had a season-high 17 points at Boston College (1/6) . . . Tallied 10 points in a season-high 37 minutes during her one start at North Carolina (12/30) . . . Had a season-high 11 rebounds against Duke (1/9) . . . Shot 33.3 percent from the field and 77.8 percent from three-point range . . . Had a season-high five assists versus Clemson (12/11) . . . Posted a season-best mark in field goals made (6) against Central Connecticut (12/5) and Boston College (1/6) . . . Had a season-high four steals vs. Colgate (11/28).

Prior to Syracuse (Auburn 2020-21): Appeared in 22 games, earning 12 starts . . . Played 21.4 minutes/game . . . Averaged 5.3 points, 2.5 rebounds, 2.0 assists, 0.8 steals . . . Finished season on a high note, scoring in double-figures each of the last two games . . . Led Auburn with season-high 15 points along with 4 rebounds and 2 assists vs. Florida in SEC Tournament (3/3) . . . Scored 11 points in regular-season finale at Tennessee (2/28) . . . One other double-figure game with 13 points and 5 assists vs. Texas A&M (1/28) . . . Career-high 9 assists along with 4 points and 3 rebounds vs. Alabama (2/14) . . . Scored 9 points twice, vs. North Florida (12/17) and at Alabama (1/24) . . . Season-high 6 rebounds along with 7 points vs. Arkansas (2/25) . . . Shot 31.5% from the field (41-130) and 34.1% (14-41) from 3-point range . . . Was a 74.1% free-throw shooter (20-27) . . . Granted immediate eligibility after transferring from Florida A&M during the 2020 offseason.

Prior to Syracuse (Florida A&M 2019-20): Named MEAC Rookie of the Year . . . Played in all 27 games as a freshman . . . Averaged 10.3 points, 4.7 rebounds, 2.4 assists per game, leading the Rattlers in assists . . . Scored in double-figures 17 times, including a season-high 22 points vs. Howard.

High School: Graduated from IMG Academy in Bradenton, Fla. . . Also played at Rockledge High School . . . Club team was Titans/Essence/Boca Thunder.

Personal: Alaina Rice . . . Born November 2000 . . . Parents are Rodell and Lakenya Rice . . . Has two siblings, Austin Ivey and Kenisha Rice . . . likes to play videogames in free time . . . favorite place to travel to is Universal Studios . . . favorite musical artist is Jade . . . favorite food is seafood . . . career goal is to be great at whatever she does or whoever she is working for

ALAINA RICE CAREER STATISTICS

SEASON	TEAM	GP-GS	MIN/AVG	Field Goals			3-Point		F-Throws		Rebounds				Scoring					
				FG-FGA	FG%	3FG-3FGA	3FG%	FT-FTA	FT%	OFF	DEF	TOT	AVG	PF-FO	A	TO	BLK	STL	PTS	AVG
2019-20	FAMU	27-24	733/27.1	91-285	.319	34-106	.321	63-99	.636	41	87	128	4.7	64-1	65	141	6	43	279	10.3
2020-21	AUB	22-12	471/21.4	41-130	.315	14-41	.341	20-27	.741	27	27	54	2.5	34-0	43	49	1	18	116	5.3
2021-22	SU	29-1	525/18.1	41-123	.333	8-32	.250	28-36	.778	58	55	113	3.9	42-1	31	37	0	31	118	4.1
2022-23	SU	27-18	633/23.4	65-168	.387	23-72	.319	32-42	.762	46	90	136	5.0	37-1	47	43	9	37	185	6.9
TOTAL FOR SU		56-19	1158/20.7	106-291	.364	31-104	.298	60-78	.769	104	145	249	4.4	79-2	78	80	9	68	303	5.4
TOTAL		105-55	2362/22.5	238-706	.337	79-251	.315	143-204	.701	172	259	431	4.1	177-3	186	270	16	129	698	6.6

Single Game Highs

Statistic	Value	
Points	22	at Howard 01/25/20
Rebounds	17	at Florida St. 02/16/23
Assists	9	vs Alabama 02/14/21
Steals	5	4 times
Blocks	2	at Howard 01/25/20, at Florida St. 02/16/23
FG Made	7	at Bethune-Cookman 03/05/20, vs Virginia 01/26/23
FG Attempts	17	vs Morgan St. 01/11/20
3FG Made	5	at UMEs 02/17/20
3FG Attempts	8	at Howard 01/25/20
FT Made	8	at Howard 01/25/20
FT Attempts	15	at Howard 01/25/20

ALAINA RICE 2022-23 GAME-BY-GAME STATISTICS

Opponent	Date	GS	MIN	Total		3-Pointers		Free throws		Rebounds				PF	A	TO	BLK	STL	PTS	AVG	
				FG-FGA	PCT	3FG-3FGA	PCT	FT-FTA	PCT	OFF	DEF	TOT	AVG								
Stony Brook	11/07/2022	*	26:33	1-7	.143	0-5	.000	2-2	1.000	4	5	9	9.0	0	1	2	0	2	4	4.0	
Colgate	11/10/2022	*	22:43	6-7	.857	2-2	1.000	2-2	1.000	0	6	6	7.5	0	3	1	1	0	16	10.0	
Binghamton	11/14/2022	*	23:47	2-6	.333	0-1	.000	4-6	.667	0	8	8	7.7	0	1	2	0	1	8	9.3	
LIU	11/17/2022	*	27:02	1-7	.143	0-3	.000	0-0	.000	2	6	8	7.8	2	3	2	1	5	2	7.5	
at Penn St.	11/21/2022	*	37:38	3-9	.333	3-7	.429	0-0	.000	0	3	3	6.8	3	1	4	0	1	9	7.8	
Bucknell	11/25/2022		13:52	0-1	.000	0-0	.000	2-2	1.000	2	3	5	6.5	1	0	1	0	0	2	6.8	
at Purdue	11/30/2022		08:09	0-2	.000	0-1	.000	0-0	.000	0	0	0	5.6	0	0	0	0	0	0	5.9	
at Yale	12/04/2022		20:00	0-0	.000	0-0	.000	1-2	.500	5	4	9	6.0	1	0	0	1	0	1	5.3	
Coppin St.	12/08/2022	*	15:55	0-1	.000	0-0	.000	2-2	1.000	0	2	2	5.6	0	0	0	0	1	2	4.9	
Wagner	12/11/2022	*	14:05	2-2	1.000	0-0	.000	0-0	.000	1	1	2	5.2	3	0	1	0	1	4	4.8	
Wake Forest	12/18/2022	*	25:21	2-6	.333	0-3	.000	1-2	.500	3	3	6	5.3	1	0	1	1	2	5	4.8	
UAlbany	12/20/2022	*	24:34	2-4	.500	0-2	.000	0-0	.000	1	3	4	5.2	1	1	1	0	3	4	4.8	
at Louisville	12/29/2022	*	11:14	3-5	.600	2-4	.500	3-3	1.000	0	1	1	4.8	4	0	0	0	0	11	5.2	
NC State	01/01/2023	*	22:24	2-5	.400	0-1	.000	0-0	.000	5	2	7	5.0	0	0	2	0	1	4	5.1	
Pittsburgh	01/05/2023		10:14	1-5	.200	1-5	.200	0-0	.000	0	1	1	4.7	0	0	1	0	1	3	5.0	
at Clemson	01/08/2023		13:59	1-2	.500	1-1	1.000	2-2	1.000	2	3	5	4.8	1	2	1	0	1	5	5.0	
at Boston College	01/12/2023		27:48	6-9	.667	2-3	.667	3-4	.750	1	4	5	4.8	2	2	3	0	5	17	5.7	
Notre Dame	01/15/2023		18:15	3-7	.429	1-3	.333	1-2	.500	0	4	4	4.7	0	0	0	0	0	8	5.8	
at Georgia Tech	01/19/2023		22:13	1-9	.111	1-4	.250	2-4	.500	2	2	4	4.7	5	1	2	0	1	5	5.8	
at Duke	01/22/2023		25:49	6-10	.600	1-3	.333	2-2	1.000	0	2	2	4.6	0	1	2	1	1	15	6.3	
Virginia	01/26/2023	*	35:28	7-12	.583	3-6	.500	1-1	1.000	1	4	5	4.6	0	7	3	1	2	18	6.8	
Louisville	01/29/2023	*	16:53	1-9	.111	1-4	.250	0-0	.000	1	2	3	4.5	3	3	0	0	1	3	6.6	
at Virginia Tech	02/02/2023	*	35:46	5-10	.500	1-2	.500	2-2	1.000	1	4	5	4.5	3	2	2	0	1	13	6.9	
Boston College	02/05/2023	*	40:00	3-10	.300	3-6	.500	0-0	.000	1	5	6	4.6	2	4	2	0	3	9	7.0	
North Carolina	02/09/2023	*	34:36	2-6	.333	1-3	.333	0-0	.000	2	6	8	4.7	1	6	5	0	1	5	6.9	
at Notre Dame	02/12/2023	*	22:24	1-4	.250	0-1	.000	1-2	.500	1	0	1	4.6	3	4	3	1	3	3	6.8	
at Florida St.	02/16/2023	*	36:16	4-13	.308	0-2	.000	1-2	.500	11	6	17	5.0	1	5	2	2	0	9	6.9	
Totals			18	632:57	65-168	.387	23-72	.319	32-42	.762	46	90	136	5.0	37	47	43	9	37	185	6.9

Player Averages

Games Played	Minutes/game	Points/game	FG Pct	3FG Pct	FT Pct	Rebounds/game	Assists/game	Turnovers/game	Assist/Turnover ratio	Steals/game	Blocks/game
27	23.4	6.9	38.7	31.9	76.2	5.0	1.7	1.6	1.1	1.4	0.3


TV/RADIO SPOT CHART

2022-23 ROSTER



#1 KENNEDI PERKINS

Fr. • Bolingbrook, Illinois



#2 DYAISHA FAIR

DEE-asia Fair
Sr. • Rochester, N.Y.



#3 NYAH WILSON

NY-uh Wilson
So. • Dallas, Texas



#4 TEISHA HYMAN

TEE-sha HI-man
R-Jr. • White Plains, N.Y.



#5 GEORGIA WOOLEY

Georgia WULL-e
So. • Brisbane, Australia



#10 AVA IRVIN

Jr. • Atlanta, Ga.



#11 LEXI MCNABB

Fr. • Chandler, Ariz.



#12 CHEYENNE MCEVANS

SHY-anne McEvans
Jr. • Detroit, Mich.



#15 ASIA STRONG

Gr. • South Bend, Ind.




#21 SANIAA WILSON

Suh-NY-uh Wilson
So. • Rochester, N.Y.



#22 KYRA WOOD

So. • Buffalo, N.Y.



#24 DARIAUNA LEWIS

Dairy-ah-NUH Lewis
Gr. • Omaha, Neb.



#25 ALAINA RICE

uh-LANE-uh Rice
Sr. • Rockledge, Fla.

2022-23 COACHING STAFF



FELISHA LEGETTE-JACK
Head Coach



SUE LUDWIG
Assistant Coach



KRISTEN SHARKEY
Assistant Coach /
Recruiting Coordinator



KHYREED CARTER
Assistant Coach