



MIAMI HURRICANES

GAME INFO

Date: Thurs., March 2, 2023
Time: 8 p.m. ET
Location: Greensboro, N.C.
Arena: Greensboro Coliseum
Live Stats: acc.statbroadcast.com
Television: ACC Network
Radio: WVUM 90.5
BC Series: 30-19, Miami
BC Last Meeting: 96-65, UM (1/26/23)
GT Series: 21-17, Miami
GT Last Meeting: 64-58, UM (2/5/23)



THE MATCHUP

Miami (18-11, 11-7 ACC)
Head Coach: Katie Meier (Duke '89, '90)
Record at UM: 339-222
Career Record: 415-267
Record vs. BC: 15-11
Record vs. GT: 17-16



-vs-

Boston College (15-16, 5-13 ACC)
Head Coach: Joanna Bernabei-McNamee (W. Liberty '97)

Georgia Tech (13-16, 4-14 ACC)
Head Coach: Nell Fortner (Texas '87)

SCHEDULE (H: 14-4, A: 4-7, N: 0-0)

DATE OPPONENT TV TIME/RESULT

November

7	MD-EASTERN SHORE	ACCNX	W, 83-51
10	STETSON	ACCNX	W, 80-56
13	BOSTON UNIVERSITY	ACCNX	W, 81-46
16	FLORIDA ATLANTIC	ACCNX	W, 75-42
20	at DePaul	FloHoops	L, 98-83
22	at Loyola-Chicago	ESPN+	W, 63-45
25	NC A&T\$	ACCNX	W, 97-54
27	COLUMBIA	ACCNX	L, 78-71

December

1	#17/20 MICHIGAN^	ACCN	L, 76-64
4	NORTH FLORIDA	ACCNX	W, 85-45
11	FLORIDA	ACCN	L, 76-73 (OT)
21	at Florida State*	ACCNX	L, 92-85
29	#5/5 NOTRE DAME*	ACCN	L, 66-63

January

1	at Pittsburgh*	ACCNX	W, 74-67
5	#22/18 NORTH CAROLINA*	ACCNX	W, 62-58
8	#9/10 VIRGINIA TECH*	RSN	W, 77-66
12	at Georgia Tech*	ACCN	W, 69-60
15	WAKE FOREST*	ACCNX	W, 55-43
19	at #20/18 NC State*	ACCN	L, 71-61
26	BOSTON COLLEGE*	RSN	W, 86-65
29	at Wake Forest*	ACCNX	L, 55-52

February

2	at Clemson*	RSN	W, 69-66 (OT)
5	GEORGIA TECH*	ACCN	W, 64-58
9	#19/24 FLORIDA STATE*	RSN	W, 86-82
12	at #9/11 Duke*	RSN	L, 50-40
16	CLEMSON*	ACCNX	W, 59-54
19	at Syracuse*	RSN	L, 77-68
23	at Louisville*	ACCN	L, 71-57
26	VIRGINIA*	ACCN	W, 85-74

March

2	vs. TBD^	ACCN	8 p.m.
---	----------	------	--------

BOLD CAPS - home game

* - ACC game

^ - ACC/Big Ten Challenge

\$ - Miami Thanksgiving Tournament

^ - ACC Tournament

QUICK HITS

CANES IN TOURNEY TOWN

Miami heads to Greensboro to take part in the 2023 Ally ACC Women's Basketball Tournament. The Hurricanes are 12-18 all-time in the ACC Tournament and 5-2 in second round games. Miami has only been the six seed twice before, going 0-1 as the six seed in 2005-06 and posting a 1-1 record in 2017-18.

2022 TOURNAMENT FLASHBACK

Miami put on the best ACC Tournament performance in program history last season, streaking all the way to the championship game before falling to No. 1 NC State, 60-47. The Hurricanes knocked off back-to-back ranked opponents in No. 4 Louisville and No. 20 Notre Dame en route to the title game. Last year's finals appearance marked the Hurricanes' first trip to the ACC Tournament Championship game in school history.

EMBRACING THE SPOTLIGHT

Graduate student Destiny Harden plays some of her basketball in the ACC Tournament. In three years, the forward is averaging 13.7 points, 7.3 rebounds, 1.5 steals and shooting 50 percent from the field in six ACC Tournament games. She has scored a career-high 27 points twice (2021, vs. Virginia Tech; 2022, vs. Louisville) and tallied double-doubles in both of those games.

TOUGH COMPETITION

In the 30 games Miami has played in the ACC Tournament, 16 have been decided by single-digits and five were one-possession games. Nine of the last 11 games have been single-digit decisions, with Miami holding a 5-4 record in those games.

PROBABLE STARTERS (FROM LAST GAME)

Miami Hurricanes

No.	Player	Pos.	Yr.	Ht.	Hometown	PPG	RPG	APG	FG%	3FG%	FT%
3	Destiny Harden	G	Gr.	6-0	Chicago, Ill.	12.3	5.9	2.1	.447	.280	.705
4	Jasmyne Roberts	G	So.	5-10	Jacksonville, Fla.	8.2	4.6	1.5	.451	.368	.690
12	Ja'Leah Williams	G	So.	5-9	Pompano Beach, Fla.	7.2	3.1	2.8	.420	.222	.638
14	Haley Cavinder	G	Sr.	5-6	Gilbert, Ariz.	12.8	4.6	2.5	.408	.406	.896
21	Lola Pendande	F	Sr.	6-4	Almeria, Spain	7.8	4.1	0.8	.500	.000	.722

Opponent TBD

THE NUMBERS

- The ACC leads all conferences in predicted number of NCAA Tournament teams at nine.
- Three of Miami's four games in the ACC Tournament last season were decided by six points or less.
- Destiny Harden recorded her fourth double-double of the season Sunday (20 points, 11 rebounds).
- Miami has five quad one victories this season, one of eight ACC teams to reach that number.
- ESPN bracketologist Charlie Creme currently has Miami as a nine-seed in the NCAA Tournament.

HEAD-TO-HEAD

Miami	TBD
71.3	Points/Game
43.7	Field-Goal %
30.8	3-Point %
72.6	Free-Throw %
38.2	Rebounds/Game
15.1	Assists/Game
2.3	Blocks/Game
9.0	Steals/Game
63.5	Scoring Defense
41.4	FG% Defense
31.8	3FG% Defense
+6.1	Rebound Margin
0.9	AST-TO Ratio

ATHLETIC COMMUNICATIONS

WBB Contact: Megan Barnes
Email: meganbarnes@miami.edu
Cell Phone: 630-651-8801



QUICK FACTS

UNIVERSITY INFORMATION

Location	Coral Gables, Fla.
Enrollment	19,096
Founded	1925
Nickname	Hurricanes
Colors	Orange, Green and White
President	Dr. Julio Frenk
Vice President / Director of Athletics	Dan Radakovich
Faculty Athletics Representative	Dr. Marvin Dawkins
Conference	Atlantic Coast Conference
Arena / Capacity	Watsco Center / 7,972
Ticket Office Phone	1-800-GO-CANES
Press Row Phone	305-284-2111
Website	MiamiHurricanes.com
Mailing Address	5821 San Amaro Drive, Coral Gables, FL 33146

COACHING STAFF

Head Coach	Katie Meier (Duke, '89 [B.A.], '90 [M.A.])
Record at Miami	339-222 (18th season)
Career Record	415-267 (22nd season)
Assistant Head Coach	Fitzroy Anthony (Palm Beach Atlantic '08)
Assistant Coach	Shenise Johnson (Miami '12)
Assistant Coach	Josh Petersen (Florida State '12)
Dir. of Ops / Coord. of Recruiting	Lounette Hall (CSU-Northridge '94)
Director of Ops / Special Projects	Margie Gill (Florida '03)
Assistant Director of Ops	Maria Brown (Miami '14)
Director of Scouting/Analytics	Logan Hogrefe (Ohio State '20)
Creative Content Specialist	Teren Hart (Miami '16)

PROGRAM INFORMATION

PROGRAM HISTORY

First Year of Basketball	1972-73 (51st season)
All-Time Record	848-596 (.586)
All-Time ACC Record	151-149 (.502)
NCAA Tournament Apps.	15 (last, 2022)
Last NCAAT Opponent	S. Carolina, 2022 (L, 49-33, 2nd Round)
WNIT Appearances	Six (last, 2014)
Last WNIT Opponent	Stetson, 2014 (L, 70-63, First Round)

TEAM INFORMATION

2021-22 Overall Record	21-13 (12-4 H, 5-6 A, 4-3 N)
ACC Record / Finish	10-8 / T-7th
Players Returning / Lost	9 / 5
Starters Returning / Lost	4 / 1
Newcomers	5

RETURNING STARTERS	POS	PPG	RPG	APG
Destiny Harden	F	7.7	4.2	0.8
Ja'Leah Williams	G	7.3	4.1	2.2
Lola Pendande	F	7.0	4.9	0.6
Karla Erjavec	G	6.8	2.7	2.8

KEY LOSSES (5.0+ PPG)	POS	PPG	RPG	APG
Kelsey Marshall (graduation)	G	13.	7.3	2.7
Maeva Djaldi-Tabdi (graduation)	F	6.4	3.4	0.6

RETURNING NUMBERS	AVG	PCT
Points	32.6	.535
Rebounds (includes team rebounds)	19.0	.526
Assists	7.5	.576
Blocks	1.6	.482
Steals	5.6	.623
Starts	117 of 170	.688

THE MATCHUP

• The Hurricanes are headed to Greensboro, N.C., to take part in the 2023 Ally ACC Women's Basketball Tournament. Miami will face either 11th-seeded Boston College or 14th-seeded Georgia Tech at 8 p.m. on March 2. The game will air on ACC Network with Jenn Hildreth and Debbie Antonelli on the call. Fans can also listen to the game on WVUM 90.5.

• Miami holds a narrow 21-17 edge in the all-time series between the Hurricanes and the Yellow Jackets and are 2-3 when playing at a neutral site venue. Miami swept Georgia Tech this season, defeating the Yellow Jackets both in Atlanta and in Coral Gables, Fla.

• The Hurricanes are 30-19 all-time against Boston College and are 1-3 in neutral site games. The Hurricanes have come out on top, 86-65, earlier this season in Coral Gables, Fla.

SCOUTING THE EAGLES

• The Eagles snapped a six-game losing streak on Sunday with a 73-63 victory over Wake Forest to secure the 11-seed in the ACC Tournament.

• Four Boston College players are averaging double-figures this season, paced by Dontavia Waggoner at 13.1 points per game. Waggoner also leads the team on the boards, hauling in 7.5 rebounds per contest.

SCOUTING THE YELLOW JACKETS

• Georgia Tech is 3-7 over its last ten games and has lost three straight contests entering the ACC Tournament.

• Guard Cameron Swartz paces the Yellow Jackets in scoring at 13.0 points per game, while Kayla Blackshear leads the team in rebounding at 6.5 boards per contest.

HURRICANE LEADERS

Led Team in Points

	Season	Career
Haley Cavinder	10	54
Hanna Cavinder		31
Destiny Harden	7	15
Karla Erjavec		4
Lola Pendande	2	5
Ja'Leah Williams	2	4
Jasmyne Roberts	4	4
Lazaria Spearman	3	3
Lashae Dwyer	2	3
Latasha Lattimore	1	1
Moulayna Johnson Sidi Baba		1

Led Team in Rebounds

	Season	Career
Haley Cavinder	5	48
Destiny Harden	9	24
Lola Pendande	3	10
Moulayna Johnson Sidi Baba		8
Jasmyne Roberts	7	8
Ja'Leah Williams		4
Lazaria Spearman	5	5
Latasha Lattimore	2	2
Lashae Dwyer	1	1
Kyla Oldacre	1	1
Hanna Cavinder		1
Karla Erjavec		1

Double-Figure Scoring Games

	Season	Career
Haley Cavinder	20	97
Hanna Cavinder	4	82
Destiny Harden	18	42
Karla Erjavec	3	31
Lola Pendande	7	34
Ja'Leah Williams	8	17
Jasmyne Roberts	9	10
Lashae Dwyer	6	10
Lazaria Spearman	5	5
Latasha Lattimore	2	5
Kyla Oldacre	1	1

Consecutive Games in Double Figures

	Season	Career
Haley Cavinder	9	32
Jasmyne Roberts	5	5
Destiny Harden	3	4
Lazaria Spearman	3	3
Ja'Leah Williams	2	2
Lashae Dwyer	2	2
Karla Erjavec		2

20-Point Games

	Season	Career
Haley Cavinder	3	45
Hanna Cavinder		25
Destiny Harden	3	9
Lola Pendande	1	3
Lashae Dwyer	2	2
Jasmyne Roberts	2	2
Ja'Leah Williams	1	1
Latasha Lattimore	1	1

Double-Figure Rebounding Games

	Season	Career
Haley Cavinder		23
Destiny Harden	4	10
Lola Pendande		4
Hanna Cavinder		3
Lazaria Spearman	3	3
Latasha Lattimore	1	2
Moulayna Johnson Sidi Baba		2
Ja'Leah Williams		1

Double-Doubles

	Season	Career
Haley Cavinder		22
Destiny Harden	4	9
Lola Pendande		4
Hanna Cavinder		3
Lazaria Spearman	2	2
Latasha Lattimore	1	2
Karla Erjavec		1



ALL-ACC HONORS

• The Miami duo of senior Haley Cavinder and graduate student Haley Cavinder were recognized for their efforts on the court on Tuesday, each earning a spot on the All-ACC Second Team.

• Cavinder exploded onto the ACC basketball scene in her first year at Miami, averaging 12.8 points and 4.6 rebounds per game, good for first and second on the team, respectively. The guard ranks second in 3-point field goal percentage (.406), seventh in 3-pointers game (2.0) and 16th in scoring (12.8) among ACC players this year.

• Harden finished the regular season averaging 12.3 points per game and leading Miami on the glass at 5.9 boards per contest. She sits in the top 20 in the conference in both scoring (12.3) and rebounding (5.9), one of just seven players to accomplish this feat.

NCAA TOURNAMENT RESUME

• Up to this point, the Hurricanes have put together a solid resume for postseason contention. Miami has recorded nine wins over NET Top 100 teams and a trio over NET Top-30 Teams in Florida State (NET 17), North Carolina (NET 26) and Virginia Tech (NET 11).

• Miami currently has five quad one victories and has tallied seven wins by 20-plus points and 11 by 10-plus.

• Six of Miami's 11 losses this season were by single-digits and three of those six were one-possession games. All 1 losses came against NET Top 100 and seven of the 11 were against NET Top 40 teams.

TEAM BASKETBALL

• Miami is one of the more difficult teams to scout in the conference as a different player can have a 20-point outing on any given night. Eight different players have led the team in scoring across 29 games this season and eight have led the team in rebounding.

• Ten of the 11 active Hurricanes have recorded a double-digit scoring game and six have reached 20 points in a game.

DES IS ON FIRE

• Graduate student Destiny Harden is getting hot at the right time, averaging 15.3 points and 9.8 rebounds per game over the last four contests.

• She is not only dominating on offense, shooting 50 percent from the field, but is also working as a facilitator, averaging 2.3 assists per game. In two of the four games, Harden tallied a double-double, her third and fourth double-doubles of the season.

FABULOUS FRESHMAN

• Freshman Kyla Oldacre had the best game of her career on Sunday, totaling 19 points and eight rebounds, both of which were new career highs for the center.

• Oldacre shot 9-of-11 from the field and tallied a pair of steals and a block. Her 19 points marks the first time that she has reached double-digits in scoring as a Hurricane.

RAINING THREES

• Senior Hanna Cavinder was electric from beyond the arc against Virginia, knocking down 5-of-7 threes to set a new career high in made 3-pointers.

• The guard finished the night with 15 points, which is her highest single-game point total as a Hurricane.

KEYS TO THE GAME

- Good things happen for the Hurricanes when they:
 - > Score 80 or more points (8-2)
 - > Keep opponents under 60 points (11-2)
 - > Lead at halftime (15-1)
 - > Outrebound opponent (15-4)
 - > Tally 15 or more assists (12-3)
 - > Commit fewer turnovers than opponent (10-2)

KEEPING IT NEUTRAL

• Miami has played 181 games in neutral site venues during its 51 seasons and holds an 84-97 overall record in those games.

• When playing in Greensboro, N.C., the Hurricanes are 10-17 all-time.

ACC STANDINGS

Team	ACC Rec.	ACC Pct.	Overall Rec.	Overall Pct.	Win Streak
1. Notre Dame	15-3	.833	24-4	.857	W6
2. Duke	14-4	.778	24-5	.828	L1
3. Virginia Tech	14-4	.778	24-4	.857	W8
4. Louisville	12-6	.667	21-10	.677	L1
5. Florida State	12-6	.667	23-8	.742	L1
6. Miami	11-7	.611	18-11	.621	W1
7. North Carolina	11-7	.611	20-9	.690	W1
8. NC State	9-9	.500	19-10	.655	W1
9. Syracuse	9-9	.500	18-11	.621	W2
10. Clemson	7-11	.389	16-14	.533	W2
11. Boston College	5-13	.278	15-16	.484	W1
12. Wake Forest	5-13	.278	14-15	.483	L5
13. Virginia	4-14	.222	15-14	.517	L3
14. Georgia Tech	4-14	.222	13-16	.448	L3
15. Pitt	3-15	.167	10-19	.345	L3

THE POLLS

Associated Press

Rk.	Team (No. 1 votes)	Rec.	Pts.
1	South Carolina (28)	29-0	700
2	Indiana	26-2	650
3	Utah	25-3	599
4	LSU	27-1	590
5	Maryland	24-5	588
6	Stanford	27-4	587
7	Iowa	23-6	560
8	Virginia Tech	24-4	497
9	UConn	25-5	484
10	Notre Dame	24-4	481
11	Villanova	25-5	378
12	Texas	22-7	355
13	Duke	24-5	347
14	Ohio State	23-6	331
15	Gonzaga	27-3	282
16	Oklahoma	22-5	273
17	Michigan	21-8	202
18	North Carolina	20-9	183
19	UCLA	22-8	181
20	Colorado	22-7	174
21	Arizona	21-8	144
22	UNLV	27-2	122
23	Iowa State	18-8	115
24	Middle Tennessee	23-4	58
25	South Florida	25-5	42

Others receiving votes: Creighton 34, Tennessee 31, Florida State 24, Oklahoma State 18, Florida Gulf Coast 13, Ole Miss 13, USC 10, South Dakota State 10, Louisville 8, Toledo 8, Illinois 5, North Carolina State 3

USA Today Coaches Poll

Rk.	Team (No. 1 votes)	Rec.	Pts.
1	South Carolina (32)	29-0	800
2	Indiana	26-2	738
3	Louisiana State	27-1	731
4	Utah	26-3	690
5	Stanford	27-4	671
6	Maryland	24-5	634
7	Iowa	23-6	615
8	Virginia Tech	24-4	573
9	Connecticut	26-5	562
10	Notre Dame	24-4	533
11	Villanova	26-5	441
12	Duke	24-5	405
13	Oklahoma	22-5	403
14	Ohio St.	23-6	391
15	Gonzaga	27-3	338
16	UCLA	22-8	269
17	Texas	22-8	225
18	Michigan	21-8	213
19	North Carolina	20-9	212
20	Arizona	21-8	207
21	Colorado	23-7	163
22	South Florida	25-5	151
23	Iowa State	18-8	142
24	Florida Gulf Coast	28-3	93
25	UNLV	27-2	88

Others receiving votes: Middle Tennessee St. 29; Southern California 21; NC State 21; Tennessee 10; Mississippi 9; Baylor 9; South Dakota State 7; Florida State 3; Oregon 1; Massachusetts 1; Louisville 1

*updated 2/28/23



NCAA STATS

Team

Category (Value)	NCAA	ACC
Assist/Turnover Ratio (0.94)	108	7
Assists Per Game (15.1)	65	5
Blocks Per Game (2.3)	268	15
Field Goal Percentage (43.7)	61	4
FG Percentage Defense (41.4)	245	13
Fouls Per Game (16.8)	160	7
FT Attempts Per Game (17.62)	130	6
Free Throw Percentage (72.6)	125	5
FT Made Per Game (12.79)	115	6
Rebound Margin (6.1)	46	4
Rebounds (25.4)	166	11
Rebounds (12.9)	75	5
Rebounds Per Game (38.24)	93	8
Scoring Defense (63.5)	162	10
Scoring Margin (7.8)	79	8
Scoring Offense (71.3)	71	6
Steals Per Game (9)	77	4
3-Point Attempts Per Game (17.9)	203	10
3-Point Percentage (30.8)	187	10
3-Point Percentage Defense (31.8)	223	12
3-Pointers Per Game (5.5)	201	10
Turnover Margin (1.21)	129	9
Turnovers Forced Per Game (17.34)	104	8
Turnovers Per Game (16.1)	203	13
Winning Percentage (62.1)	116	8

Individual (Top-75 Nationally)

Category (Value)	NCAA	ACC
------------------	------	-----

3-Point Field Goal Percentage

Haley Cavinder (40.6)	33	2
-----------------------	----	---

*updated 2/28/23

NET TRACKER PT. II

• The ACC continues to prove that it is the best women's basketball conference. Below is a breakdown of the top conferences' NET rankings:

Conference	Top 25	Top 50	Top 100
ACC	6	8	14
Pac-12	5	8	11
SEC	4	8	13
Big Ten	5	9	10
Big 12	2	6	9

AN INTERNATIONAL ROSTER

• With the international flavor to the Miami roster, it comes as no surprise that seven Hurricanes have played on the world stage with their respective national teams.

• Lashae Dwyer and Latasha Lattimore suited up with the U23 Canadian Team at GLOBL JAM this summer. Lola Pendande was named the Star of the Generation (2000s) by the Spanish National Team organization, while Karla Erjavec has played on the Croatian National Team.

• In 2019, Chiso Okafor took home a bronze medal as Spain finished third at the FIBA U16 Women's European Championship. Moulayna Johnson Sidi Baba and Kenza Salgues also spent time with the Swedish and French national programs, respectively.

VS. 2022-23 OPPONENTS

OPPONENT	REC.	STRK	LAST MEETING
Ark-Pine Bluff	1-0	W1	W, 78-65 (12/6/21)
Boston College	29-19	L1	L, 79-66 (1/23/22)
Boston University	1-0	W1	W, 87-69 (1/11/90)
Clemson	17-8	W4	W, 76-40 (2/27/22)
Columbia	N/A	N/A	N/A
DePaul	0-1	L1	L, 89-83 (11/23/19)
Duke	5-16	W1	W, 61-55 (3/3/22)
Florida	14-28	W2	W, 77-64 (3/21/10)
Florida Atlantic	19-0	W19	W, 56-46 (11/18/21)
Florida State	18-48	W2	W, 76-59 (2/13/22)
Georgia Tech	19-17	W2	W, 51-39 (2/20/22)
Louisville	3-7	W1	W, 61-59 (3/4/22)
Loyola Chicago	2-0	W2	W, 81-43 (12/6/16)
Md.-Eastern Shore	5-11	L3	L, 79-71 (11/26/17)
Michigan	2-2	W1	W, 76-59 (3/31/10)
North Carolina	12-15	L1	L, 85-38 (2/6/22)
North Carolina A&T	3-0	W3	W, 68-67 (11/22/19)
NC State	11-14	L4	L, 60-47 (3/6/22)
North Florida	6-0	W6	W, 81-39 (11/28/20)
Notre Dame	6-22	W1	W, 57-54 (3/5/22)
Pittsburgh	25-9	W8	W, 60-50 (2/17/22)
Stetson	20-4	W1	W, 54-39 (11/14/21)
Syracuse	22-12	W1	W, 71-65 (2/3/22)
Virginia	11-10	W1	W, 71-55 (2/15/22)
Virginia Tech	21-11	L5	L, 70-63 (2/24/22)
Wake Forest	16-11	W1	W, 66-59 (1/27/22)

*All information is as of the start of the 2022-23 season

GAME-BY-GAME BREAKDOWN

Date	Opponent	Site	Time	TV	Jersey	Tip-off	Attend.	Result
11/7	MD-Eastern Shore	Coral Gables, Fla.	4 p.m.	ACCNX	White	Miami	1,548	W, 83-51
11/10	Stetson	Coral Gables, Fla.	11 a.m.	ACCNX	White	Miami	3,068	W, 80-56
11/13	Boston U.	Coral Gables, Fla.	1 p.m.	ACCNX	White	BU	1,708	W, 81-46
11/16	Florida Atlantic	Coral Gables, Fla.	6 p.m.	ACCNX	White	Miami	1,585	W, 75-42
11/20	DePaul	Chicago, Ill.	5 p.m.	FloHoops	Green	DePaul	1,237	L, 98-83
11/22	Loyola-Chicago	Chicago, Ill.	7 p.m.	ESPN+	Orange	Loyola	391	W, 63-45
11/25	NC A&T	Coral Gables, Fla.	3 p.m.	ACCNX	White	NC A&T	1,605	W, 97-54
11/27	Columbia	Coral Gables, Fla.	2 p.m.	ACCNX	White	CU	1,658	L, 78-71
12/1	Michigan	Coral Gables, Fla.	9 p.m.	ACCN	White	Mich.	1,830	L, 76-64
12/4	North Florida	Coral Gables, Fla.	2 p.m.	ACCNX	White	UM	1,591	W, 85-45
12/11	Florida	Coral Gables, Fla.	4 p.m.	ACCN	White	Florida	3,251	L, 76-73
12/21	Florida State	Tallahassee, Fla.	12 p.m.	ACCNX	Green	FSU	3,022	L, 92-85
12/29	Notre Dame	Coral Gables, Fla.	6 p.m.	ACCN	White	ND	2,153	L, 66-63
1/1	Pittsburgh	Pittsburgh, Pa.	2 p.m.	ACCNX	Orange	Miami	636	W, 74-67
1/5	North Carolina	Coral Gables, Fla.	6 p.m.	ACCNX	White	Miami	2,044	W, 62-58
1/8	Virginia Tech	Coral Gables, Fla.	1 p.m.	RSN	White	VT	1,639	W, 77-66
1/12	Georgia Tech	Atlanta, Ga.	8 p.m.	ACCN	Orange	GT	1,434	W, 69-60
1/15	Wake Forest	Coral Gables, Fla.	2 p.m.	ACCNX	White	WF	1,892	W, 55-43
1/19	NC State	Raleigh, N.C.	6 p.m.	ACCN	Green	Miami	5,500	L, 71-61
1/26	Boston College	Coral Gables, Fla.	6 p.m.	RSN	White	BC	2,111	W, 86-65
1/29	Wake Forest	Winston-Salem, N.C.	2 p.m.	ACCNX	Orange	WF	1,225	L, 55-52
2/2	Clemson	Clemson, S.C.	8 p.m.	RSN	Green	CU	1,001	W, 69-66
2/5	Georgia Tech	Coral Gables, Fla.	12 p.m.	ACCN	White	GT	3,686	W, 64-58
2/9	Florida State	Coral Gables, Fla.	6 p.m.	RSN	White	FSU	2,398	W, 86-82
2/12	Duke	Durham, N.C.	2 p.m.	RSN	Gray	DU	2,449	L, 50-40
2/16	Clemson	Coral Gables, Fla.	6 p.m.	ACCNX	White	CU	1,923	W, 59-54
2/19	Syracuse	Syracuse, N.Y.	1 p.m.	RSN	Green	SU	4,566	L, 77-68
2/23	Louisville	Louisville, Ky.	6 p.m.	ACCN	Green	UM	8,211	L, 71-57
2/26	Virginia	Coral Gables, Fla.	12 p.m.	ACCN	White	UM	2,453	W, 85-74
3/2	TBD	Greensboro, N.C.	8 p.m.	ACCN				



IT'S A FAMILY TRADITION

Basketball is a family affair for several Canes:

• **Parents:** Both Karla Erjavec's mother and father played professional basketball in Croatia and her dad served as an assistant coach for the Croatian national team from 2009-11. Haley and Hanna Cavinder's dad played basketball at Nova Southeastern from 1992-94.

• **Cousins:** Jasmyne Roberts has two cousins who played college basketball – Shaneese Bailey suited up for the Canes from 2016-18 and Courtney Williams played at South Florida (2012-16). Williams was drafted eighth overall in the 2016 WNBA Draft and has played for Connecticut, Phoenix and Atlanta.

CANES OVERSEAS

• Miami currently has 13 alumni playing professional basketball overseas:

> Czech Republic: Emese Hof

> England: Hannah Shaw

> France: Maeva Djaldi-Tabdi, Naomi Mbandu, Laura Quevedo

> Hungary: Beatrice Mompremier

> Puerto Rico: Mykea Gray

> Romania: Adrienne Motley

> Spain: Laura Cornelius, Serena Geldof

> Turkey: Keyona Hayes, Jessica Thomas, Riquna Williams

MEIER'S LEGACY

• Head Coach Katie Meier reached 400 career wins with the victory over South Florida in the first round of the NCAA Tournament last season.

• Meier is one of 57 active Division I coaches to eclipse the 400-win mark and one of just 17 Power 5 coaches to do so.

• With 337 career victories at the University of Miami, Meier is the Hurricanes' all-time winningest coach -- men's or women's basketball.

OFFSEASON PROMOTION

• Fitzroy Anthony was elevated to the role of associate head coach during the offseason, after spending the 2021-22 season in the role of assistant head coach.

• Anthony enters his eighth season at Miami in 2022-23 and, during that time, has coached six All-ACC performers and helped Miami to the NCAA Tournament in five of the seven years he has been on staff.

STANDIN' IN THE HALL OF FAME

• The Miami women's basketball program recently had another addition announced to the UM Sports Hall of Fame as 2012 graduate Riquna Williams was named a Class of 2023 inductee.

NET TRACKER

MIAMI BY WEEK

Date	NET
12/5	49
12/12	62
12/19	62
12/26	63
1/2	53
1/9	45
1/16	44
1/23	45
1/30	44
2/6	45
2/13	47
2/20	47
2/27	49
3/6	

OPPONENT NET RANKING

Previously Played	NET then	NET now
Maryland Eastern Shore	-	306
Stetson	-	261
Boston U.	-	115
Florida Atlantic	-	216
DePaul	-	64
Loyola Chicago	-	273
NC A&T	-	222
Columbia	-	35
Michigan	-	22
North Florida	-	341
Florida	93	79
Florida State	31/14	20
Notre Dame	10	6
Pittsburgh	111	102
North Carolina	26	23
Virginia Tech	14	12
Georgia Tech	73/68	74
Wake Forest	79/77	78
NC State	13	19
Boston College	78	87
Clemson	66/65	60
Duke	9	9
Syracuse	58	53
Louisville	29	27
Virginia	51	51

To Be Played	Date	NET now
Boston College/Georgia Tech	3/2	74/87

*updated 2/28/23

STARTING LINEUPS

Date	Opponent	1	2	3	4	5
11/7	MD-Eastern Shore	Erjavec	Cavinder, Hal.	Williams	Harden	Pendande
11/10	Stetson	Erjavec	Cavinder, Hal.	Williams	Harden	Pendande
11/13	Boston U.	Erjavec	Cavinder, Hal.	Williams	Harden	Pendande
11/16	Florida Atlantic	Erjavec	Cavinder, Hal.	Williams	Harden	Pendande
11/20	DePaul	Erjavec	Cavinder, Hal.	Williams	Harden	Pendande
11/22	Loyola-Chicago	Erjavec	Cavinder, Hal.	Williams	Harden	Pendande
11/25	NC A&T	Erjavec	Cavinder, Hal.	Williams	Harden	Pendande
11/27	Columbia	Erjavec	Cavinder, Hal.	Williams	Harden	Pendande
12/1	Michigan	Erjavec	Cavinder, Hal.	Williams	Harden	Pendande
12/4	North Florida	Erjavec	Cavinder, Hal.	Williams	Harden	Pendande
12/11	Florida	Erjavec	Cavinder, Hal.	Williams	Harden	Pendande
12/21	Florida State	Erjavec	Cavinder, Hal.	Williams	Harden	Pendande
12/29	Notre Dame	Erjavec	Cavinder, Hal.	Williams	Harden	Pendande
1/1	Pittsburgh	Erjavec	Cavinder, Hal.	Williams	Harden	Pendande
1/5	North Carolina	Erjavec	Cavinder, Hal.	Williams	Roberts	Pendande
1/8	Virginia Tech	Erjavec	Cavinder, Hal.	Williams	Roberts	Pendande
1/12	Georgia Tech	Erjavec	Cavinder, Hal.	Williams	Roberts	Pendande
1/15	Wake Forest	Roberts	Cavinder, Hal.	Williams	Harden	Pendande
1/19	NC State	Roberts	Cavinder, Hal.	Williams	Harden	Pendande
1/26	Boston College	Roberts	Cavinder, Hal.	Williams	Harden	Pendande
1/29	Wake Forest	Roberts	Cavinder, Hal.	Williams	Harden	Pendande
2/2	Clemson	Roberts	Cavinder, Hal.	Williams	Harden	Pendande
2/5	Georgia Tech	Roberts	Cavinder, Hal.	Williams	Harden	Pendande
2/9	Florida State	Roberts	Cavinder, Hal.	Williams	Harden	Pendande
2/12	Duke	Roberts	Cavinder, Hal.	Williams	Harden	Pendande
2/16	Clemson	Roberts	Cavinder, Hal.	Williams	Harden	Pendande
2/19	Syracuse	Roberts	Cavinder, Hal.	Williams	Harden	Pendande
2/23	Louisville	Roberts	Cavinder, Hal.	Williams	Harden	Pendande
2/26	Virginia	Roberts	Cavinder, Hal.	Williams	Harden	Pendande
3/2	TBD					



THE NUMBERS GAME

SPECIALTY STATS

Date	Opponent	W/L	UM Big		Opp Big		Ties	Chg	UM in			Pts Off TOs		Paint		2nd Ch		Fast Brk		Bench	
			Lead	Lead	Lead	Lead			Lead	Tied	UM	Opp	UM	Opp	UM	Opp	UM	Opp	UM	Opp	UM
11/7	UMES	W	37 (4th)	4 (1st)	1	1	35:48	2:40	1:32	37	15	42	16	25	7	13	4	42	15		
11/10	Stetson	W	26 (4th)	1 (1st)	0	1	38:58	1:02	-	26	10	34	18	16	2	12	6	16	20		
11/13	Boston U.	W	45 (4th)	-	-	-	38:47	-	1:13	27	12	40	20	19	6	11	8	46	21		
11/16	Florida Atlantic	W	37 (4th)	2 (1st)	1	3	36:08	2:22	1:32	25	6	50	22	12	8	22	2	42	14		
11/20	DePaul	L	3 (1st)	20 (3rd)	6	6	1:22	35:35	3:03	19	17	36	32	17	15	18	7	33	9		
11/22	Loyola-Chicago	W	24 (4th)	-	-	-	37:03	-	2:57	17	6	44	24	10	11	15	5	28	6		
11/25	NC A&T	W	46 (4th)	3 (1st)	-	1	38:12	1:22	00:26	36	4	36	26	17	7	12	2	51	12		
11/27	Columbia	L	6 (2nd)	9 (4th)	5	14	9:02	29:14	1:34	7	6	42	30	6	8	17	9	18	9		
12/1	Michigan	L	2 (2nd)	16 (4th)	5	2	00:17	36:12	3:31	11	28	32	28	16	4	2	3	24	8		
12/4	North Florida	W	43 (4th)	3 (1st)	3	2	32:22	4:28	3:10	34	10	30	22	15	2	18	5	51	16		
12/11	Florida	L	12 (2nd)	6 (1st)	7	12	33:57	8:27	2:36	21	17	22	26	17	17	5	17	14	22		
12/21	Florida State	L	-	16 (4:43)	-	-	-	39:51	00:09	18	23	36	34	21	8	18	19	27	22		
12/29	Notre Dame	L	3 (4th)	13 (1st)	7	3	2:37	30:20	7:03	19	10	36	32	12	7	22	6	25	17		
1/1	Pittsburgh	W	12 (1st)	2 (2nd)	3	4	36:19	1:34	2:07	18	17	38	28	17	8	17	20	27	13		
1/5	North Carolina	W	1 (8:20)	10 (2nd)	10	1	36:47	2:16	00:57	11	13	22	16	7	9	8	5	19	6		
1/8	Virginia Tech	W	11 (4th)	2 (1st)	3	5	34:22	1:49	3:49	10	9	38	28	7	14	7	4	19	8		
1/12	Georgia Tech	W	20 (3rd)	4 (1st)	1	1	35:11	4:22	00:27	19	12	38	28	5	14	11	2	38	22		
1/15	Wake Forest	W	21 (3rd)	-	-	-	39:35	-	00:25	16	10	32	22	6	15	9	5	18	18		
1/19	NC State	L	8 (1st)	18 (3rd)	3	2	4:08	33:23	6:29	15	19	36	38	11	8	4	20	9	30		
1/26	Boston College	W	21 (4th)	12 (1st)	1	3	15:29	23:59	00:32	24	12	48	30	18	14	20	8	39	8		
1/29	Wake Forest	L	5 (1st)	10 (3rd)	6	9	13:46	22:23	3:51	6	18	28	24	10	11	4	0	13	12		
2/2	Clemson	W	14 (3rd)	7 (2nd)	6	9	19:33	18:21	7:06	17	23	40	32	13	22	13	3	9	18		
2/5	Georgia Tech	W	10 (2nd)	2 (1st)	6	7	31:54	2:25	5:21	12	17	34	16	17	0	12	9	24	9		
2/9	Florida State	W	8 (1st)	13 (2nd)	3	2	11:07	27:03	1:49	5	10	24	32	18	7	19	6	10	20		
2/12	Duke	L	19 (2nd)	1 (1st)	1	1	38:06	00:22	1:32	4	15	18	16	2	3	2	4	4	14		
2/16	Clemson	W	14 (4th)	3 (1st)	2	4	34:00	4:36	1:24	26	19	28	20	2	9	11	4	8	7		
2/19	Syracuse	L	2 (1st)	16 (3rd)	1	2	37:56	00:42	1:38	19	18	52	34	8	9	19	12	15	23		
2/23	Louisville	L	5 (2nd)	15 (3rd)	5	5	4:58	31:00	4:02	7	22	24	36	6	14	0	0	16	25		
2/27	Virginia	W	15 (4th)	4 (1st)	1	1	33:41	5:40	00:39	15	10	38	28	7	7	12	6	36	12		
3/2	TBD																				

QUARTER-BY-QUARTER BREAKDOWN

Quarter	PTS	Opp PTS	Margin	FG%	Opp FG%	3FG%	Opp 3FG%	FT%	Opp FT%	REB	AST	TO	STL	BLK
First	504	462	+42	.453	.429	.370	.389	.685	.679	260	86	128	77	19
Second	479	419	+61	.404	.399	.271	.315	.752	.558	304	97	126	64	11
Third	592	483	+109	.497	.431	.364	.301	.770	.661	253	128	95	65	15
Fourth	477	463	+14	.396	.394	.280	.266	.717	.775	278	97	118	54	17
Overtime	15	15	-	.278	.375	.000	.000	.500	.900	14	1	1	2	0

MONTH-BY-MONTH BREAKDOWN

Month	Record	PPG	Opp PPG	Margin	FG%	Opp FG%	3FG%	Opp 3FG%	RPG	APG	SPG	BPG
November	6-2	79.1	58.8	+20.4	.448	.389	.304	.299	42.6	16.3	11.0	3.0
December	1-4	74.0	71.0	+3.0	.413	.474	.321	.351	38.4	15.2	11.4	2.0
January	6-2	67.0	60.6	+6.4	.454	.399	.290	.285	33.6	14.1	8.4	2.0
February	5-3	66.0	66.5	-0.5	.428	.417	.322	.354	38.4	15.0	6.3	2.3



ACC TOURNAMENT HISTORY

2004-05 (No. 9 Seed)

3/4/05	vs. No. 8 Georgia Tech	First Round	W, 60-58	Greensboro, N.C.
3/5/05	vs. No. 1 North Carolina	Quarterfinals	L, 64-57	Greensboro, N.C.

2005-06 (No. 6 seed)

3/2/06	vs. No. 11 Georgia Tech	First Round	L, 79-62	Greensboro, N.C.
--------	-------------------------	-------------	----------	------------------

2006-07 (No. 11 seed)

3/1/07	vs. No. 6 Georgia Tech	First Round	L, 66-52	Greensboro, N.C.
--------	------------------------	-------------	----------	------------------

2007-08 (No. 12 seed)

3/6/08	vs. No. 5 Georgia Tech	First Round	L, 76-49	Greensboro, N.C.
--------	------------------------	-------------	----------	------------------

2008-09 (No. 10 seed)

3/5/09	vs. No. 7 Boston College	First Round	L, 76-59	Greensboro, N.C.
--------	--------------------------	-------------	----------	------------------

2009-10 (No. 12 seed)

3/4/10	vs. No. 7 Wake Forest	First Round	L, 61-60 (OT)	Greensboro, N.C.
--------	-----------------------	-------------	---------------	------------------

2010-11 (No. 2 seed)

3/4/11	vs. No. 10 NC State	Quarterfinals	W, 93-85	Greensboro, N.C.
3/5/11	vs. No. 6 North Carolina	Semifinals	L, 83-57	Greensboro, N.C.

2011-12 (No. 2 seed)

3/2/12	vs. No. 7 Wake Forest	Quarterfinals	L, 81-74	Greensboro, N.C.
--------	-----------------------	---------------	----------	------------------

2012-13 (No. 5 seed)

3/7/13	vs. No. 12 Virginia Tech	First Round	W, 45-39	Greensboro, N.C.
3/8/13	vs. No. 4 Florida State	Quarterfinals	L, 70-58	Greensboro, N.C.

2013-14 (No. 8 seed)

3/6/14	vs. No. 9 Florida State	Second Round	L, 72-67 (OT)	Greensboro, N.C.
--------	-------------------------	--------------	---------------	------------------

2014-15 (No. 8 seed)

3/5/15	vs. No. 9 Virginia	Second Round	W, 62-52	Greensboro, N.C.
3/6/15	vs. No. 1 Notre Dame	Quarterfinals	L, 77-61	Greensboro, N.C.

2015-16 (No. 5 seed)

3/3/16	vs. No. 12 Pittsburgh	Second Round	W, 77-55	Greensboro, N.C.
3/4/16	vs. No. 4 Florida State	Quarterfinals	W, 74-56	Greensboro, N.C.
3/5/16	vs. No. 1 Notre Dame	Semifinals	L, 78-67	Greensboro, N.C.

2016-17 (No. 7 seed)

3/2/17	vs. No. 10 Georgia Tech	Second Round	W, 87-71	Conway, S.C.
3/3/17	vs. No. 2 Florida State	Quarterfinals	W, 56-54	Conway, S.C.
3/4/17	vs. No. 3 Duke	Semifinals	L, 57-52	Conway, S.C.

2017-18 (No. 6 seed)

3/1/18	vs. No. 11 Wake Forest	Second Round	W, 68-60	Greensboro, N.C.
3/2/18	vs. No. 3 Florida State	Quarterfinals	L, 73-69	Greensboro, N.C.

2018-19 (No. 4 seed)

3/8/19	vs. No. 5 Syracuse	Quarterfinals	L, 92-85	Greensboro, N.C.
--------	--------------------	---------------	----------	------------------

2019-20 (No. 11 seed)

3/4/20	vs. No. 14 Clemson	First Round	L, 71-56	Greensboro, N.C.
--------	--------------------	-------------	----------	------------------

2020-21 (No. 10 seed)

3/4/21	vs. No. 7 Virginia Tech	Second Round	L, 72-64	Greensboro, N.C.
--------	-------------------------	--------------	----------	------------------

2021-22 (No. 7 seed)

3/3/22	vs. No. 10 Duke	Second Round	W, 61-55	Greensboro, N.C.
3/4/22	vs. No. 2 Louisville	Quarterfinals	W, 61-59	Greensboro, N.C.
3/5/22	vs. No. 3 Notre Dame	Semifinals	W, 57-54	Greensboro, N.C.
3/6/22	vs. No. 1 NC State	Finals	L, 60-47	Greensboro, N.C.



ACC TOURNEY

Record By Round

First	2-6	.250
Second	5-2	.714
Quarterfinals	4-6	.400
Semifinals	1-3	.250
Finals	0-1	.000
Overall	12-18	.400

Record By Seed

Second	1-2	.333
Fourth	0-1	.000
Fifth	3-2	.600
Sixth	1-2	.333
Seventh	5-2	.714
Eighth	1-2	.333
Ninth	1-1	.500
Tenth	0-2	.000
Eleventh	0-2	.000
Twelfth	0-2	.000
Overall	12-18	.400

Record By City

Greensboro, N.C.	10-17	.370
Conway, S.C.	2-1	.667
Overall	12-18	.400

Record By Opponent

Boston College	0-1	.000
Clemson	0-1	.000
Duke	1-1	.500
Florida State	2-3	.400
Georgia Tech	2-3	.400
Louisville	1-0	1.000
North Carolina	0-2	.000
NC State	1-1	.500
Notre Dame	1-2	.333
Pittsburgh	1-0	1.000
Syracuse	0-1	.000
Virginia	1-0	1.000
Virginia Tech	1-1	.500
Wake Forest	1-2	.333
Overall	12-18	.400

ACC TOURNAMENT RECORDS

INDIVIDUAL SINGLE-GAME RECORDS

Category	Statistic	Player	Opponent	Date
Points	28	Riquna Williams	Wake Forest	3/4/10
Field Goals	11*	Destiny Harden	Louisville	3/4/22
Field Goal Attempts	25	Riquna Williams	Wake Forest	3/4/10
Field Goal % (min. 10 att.)	.733 8-11	Destiny Harden	Louisville	3/4/22
3-Point Field Goals	5	Jessica Thomas	Notre Dame	3/5/16
3-Point Field Goal Att.	11	Riquna Williams	North Carolina	3/5/11
3-Point Field Goal % (min. 2 3FGM)	.833 5-6	Jessica Thomas	Florida State	3/4/16
Free Throws	8	Morgan Stroman	Florida State	3/8/13
Free Throw Attempts	10	Morgan Stroman	Florida State	3/8/13
Free Throw % (min. 5 FTM)	1.000 8-8	Fallon Phanord	North Carolina	3/5/05
Rebounds	18	Shawnice Wilson	Florida State	3/8/13
Assists	8	Keyanna Harris	Wake Forest	3/1/18
Steals	6	Yalonda McCormick	North Carolina	3/5/05
Blocks	5	Jassany Williams	Virginia	3/5/15

*occurred more than once, most recent listed

TEAM SINGLE-GAME RECORDS

Category	Statistic	Opponent	Date
Margin of Victory	22	Pittsburgh (UM, 77-55)	3/3/16
Most Points	93	NC State	3/4/11
Most Points in a Quarter	28	Georgia Tech (2nd)	3/2/17
Field Goals	37	Georgia Tech	3/2/17
Field Goal Attempts	70	NC State	3/4/11
Field Goal %	.638 (37-58)	Georgia Tech	3/2/17
3-Point Field Goals	9	Georgia Tech	3/2/06
3-Point Field Goal Attempts	25	North Carolina	3/5/11
3-Point Field Goal %	.533 (8-15)	Florida State	3/4/16
Free Throws	19	NC State	3/4/11
Free Throw Attempts	28	NC State	3/4/11
Free Throw %	.889 (8-9)	Notre Dame	3/5/16
Rebounds	48	Florida State	3/8/13
Assists	21	Pittsburgh	3/3/16
Blocks	7	Florida State	3/4/16
Steals	26	Florida State	3/4/16
Turnovers	23	Florida State	3/6/14



2023 ALLY ACC WOMEN'S BASKETBALL TOURNAMENT

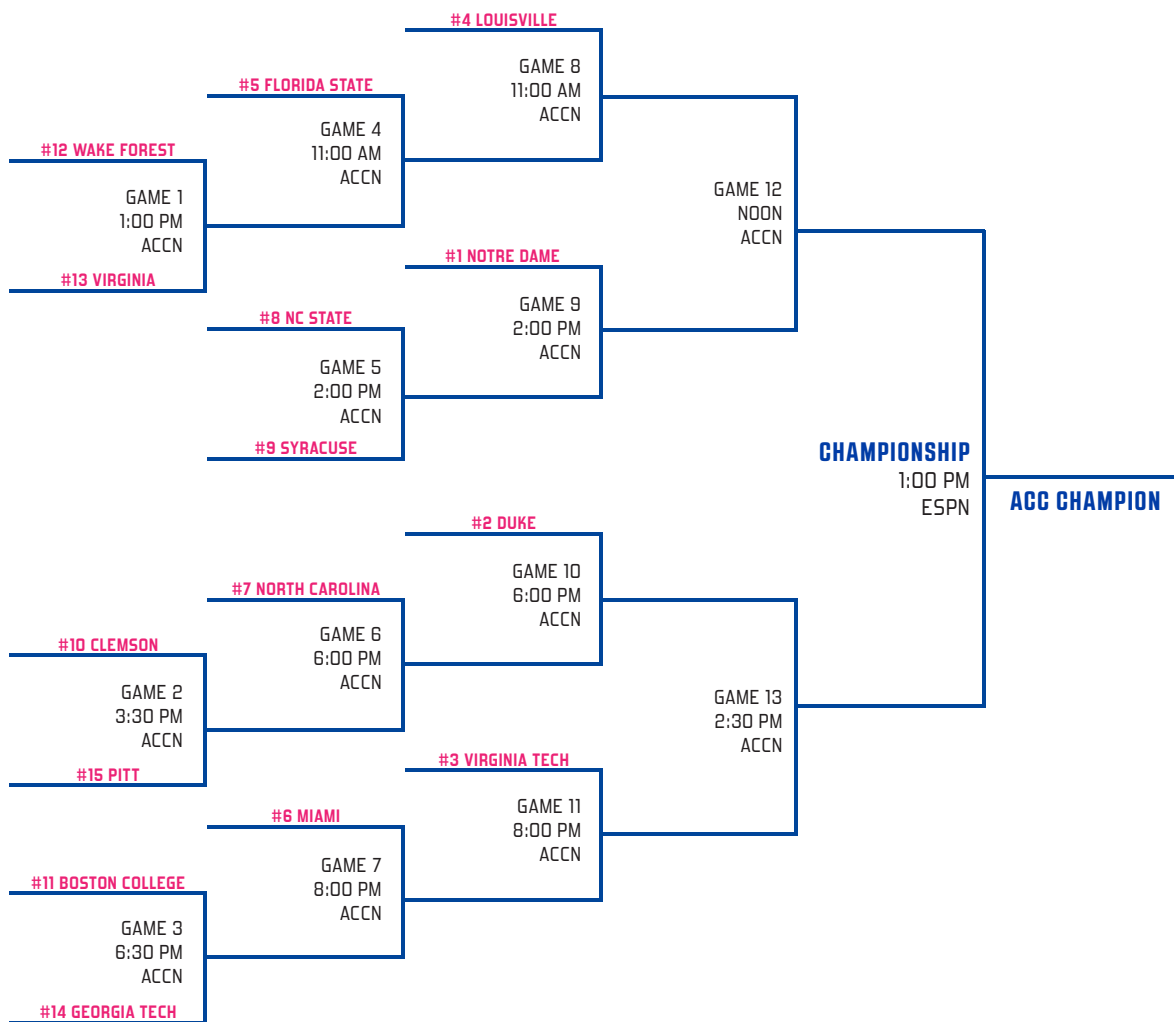
FIRST ROUND
WEDNESDAY • MARCH 1

SECOND ROUND
THURSDAY • MARCH 2

QUARTERFINALS
FRIDAY • MARCH 3

SEMIFINALS
SATURDAY • MARCH 4

CHAMPIONSHIP
SUNDAY • MARCH 5



The ACC's Regional Sports Networks for the 2022-23 season are comprised of Bally Sports South, Bally Sports Florida, Bally Sports Sun, Bally Sports Midwest, Bally Sports Indiana, MASN, NESN and YES Network..

GREENSBORO COLISEUM | MARCH 1-5 | #ACCWBB | @ACCWBB | THEACC.COM



MIAMI HURRICANES ROSTER

NUMERICAL

#	NAME	POS.	HT.	CL.	HOMETOWN / HS / LAST SCHOOL
0	Kenza Salgues	G	5-9	Sr.	Montpellier, France / INSEP
1	Moulayna Johnson Sidi Baba	G/F	6-1	Sr.	Stockholm, Sweden / Solna Gymnasium
3	Destiny Harden	F	6-0	Gr.	Chicago, Ill. / Morgan Park / West Virginia
4	Jasmyne Roberts	G	5-10	So.	Jacksonville, Fla. / Bishop Kenny
5	Karla Erjavec	G	5-10	Gr.	Zagreb, Croatia / Sport Gymnasium / Wyoming
12	Ja'Leah Williams	G	5-9	So.	Pompano Beach, Fla. / Blanche Ely
13	Lashae Dwyer	G	5-8	So.	Toronto, Ontario, Canada / Webb School
14	Haley Cavinder	G	5-6	Sr.	Gilbert, Ariz. / Gilbert / Fresno State
15	Hanna Cavinder	G	5-6	Sr.	Gilbert, Ariz. / Gilbert, Fresno State
21	Lola Pendande	F	6-4	Sr.	Almeria, Spain / Ribet Academy / Utah
22	Chiso Okafor	F	6-1	So.	Mataró, Spain / IES Llavaneres
32	Lazaria Spearman	F	6-4	Fr.	Dacula, Ga. / Dacula
35	Latasha Lattimore	F	6-4	So.	Toronto, Ontario, Canada / Royal Crown / Texas
44	Kyla Oldacre	C	6-6	Fr.	Mason, Ohio / Mason

ALPHABETICAL

#	NAME	POS.	HT.	CL.	HOMETOWN / HS / LAST SCHOOL
14	Haley Cavinder	G	5-6	Sr.	Gilbert, Ariz. / Gilbert / Fresno State
15	Hanna Cavinder	G	5-6	Sr.	Gilbert, Ariz. / Gilbert, Fresno State
13	Lashae Dwyer	G	5-8	So.	Toronto, Ontario, Canada / Webb School
5	Karla Erjavec	G	5-10	Gr.	Zagreb, Croatia / Sport Gymnasium / Wyoming
3	Destiny Harden	F	6-0	Gr.	Chicago, Ill. / Morgan Park / West Virginia
1	Moulayna Johnson Sidi Baba	G/F	6-1	Sr.	Stockholm, Sweden / Solna Gymnasium
35	Latasha Lattimore	F	6-4	So.	Toronto, Ontario, Canada / Royal Crown / Texas
22	Chiso Okafor	F	6-1	So.	Mataró, Spain / IES Llavaneres
44	Kyla Oldacre	C	6-6	Fr.	Mason, Ohio / Mason
21	Lola Pendande	F	6-4	Sr.	Almeria, Spain / Ribet Academy / Utah
4	Jasmyne Roberts	G	5-10	So.	Jacksonville, Fla. / Bishop Kenny
0	Kenza Salgues	G	5-9	Sr.	Montpellier, France / INSEP
32	Lazaria Spearman	F	6-4	Fr.	Dacula, Ga. / Dacula
12	Ja'Leah Williams	G	5-9	So.	Pompano Beach, Fla. / Blanche Ely

BASKETBALL STAFF

Head Coach: Katie Meier (Duke '89 [B.A.] & '90 [M.A.], 18th season)
Assistant Head Coach: Fitzroy Anthony (Palm Beach Atlantic '08, eighth season)
Assistant Coach: Shenise Johnson (Miami '12, second season)
Assistant Coach: Josh Petersen (Florida State '12, first season)
Director of Ops. / Recruiting: Lonnelle Hall (CSU-Northridge '94, 16th season)
Director of Ops. / Special Projects: Margie Gill (Florida '03, ninth season)
Assistant Director of Ops.: Maria Brown (Miami '14, first season)
Director of Scouting / Analytics: Logan Hogrefe (Ohio State '20, second season)
Creative Content Specialist: Teren Hart (Miami '16, second season)
Strength Coach: Brianne Brown (Southern Utah '15, first season)
Athletic Trainer: Silver Harris (Miami '18, second season)

PRONUNCIATION GUIDE

NAME	FIRST	LAST	HOMETOWN
Lashae Dwyer	lah-SHAY	Dw-eye-ur	
Karla Erjavec	CAR-lah	AIR-yeh-vets	ZAH-greb
Latasha Lattimore	luh-TASH-uh	LAT-ih-more	
Katie Meier		MY-urr	
Chiso Okafor	CHEE-so	oh-kah-FOR	mah-tah-ROE
Kyla Oldacre	KYE-luh	OLD-ay-curr	
Lola Pendande		pen-DAH-nday	
Kenza Salgues		SAHL-guh	MOHN-pill-ee-AY
Moulayna Johnson Sidi Baba	Moo-LAY-nah	See-dee Bah-bah	
Ja'Leah Williams	juh-LEE-ah		

CLASS BREAKDOWN

Freshmen	2
Kyla Oldacre	
Lazaria Spearman	
Sophomores	5
Lashae Dwyer	
Latasha Lattimore	
Chiso Okafor	
Jasmyne Roberts	
Ja'Leah Williams	
Seniors	5
Haley Cavinder	
Hanna Cavinder	
Moulayna Johnson Sidi Baba	
Lola Pendande	
Kenza Salgues	

Graduate	2
Karla Erjavec	
Destiny Harden	

GEOGRAPHIC BREAKDOWN

Arizona	2
Haley Cavinder	
Hanna Cavinder	

Canada	2
Lashae Dwyer	
Latasha Lattimore	

Croatia	1
Karla Erjavec	

Florida	2
Jasmyne Roberts	
Ja'Leah Williams	

France	1
Kenza Salgues	

Georgia	1
Lazaria Spearman	

Illinois	1
Destiny Harden	

Ohio	1
Kyla Oldacre	

Spain	2
Chiso Okafor	
Lola Pendande	

Sweden	1
Moulayna Johnson Sidi Baba	



RECORD WHEN

last time it happened

At home	14-4
On the road	4-7
Neutral site	0-0
Scoring 90-plus points	1-0
Scoring 80-plus points	8-2
Scoring 70-plus points	10-4
Scoring 60-plus points	15-8
Scoring under 60 points	2-3
Allowing under 60 points	11-2
Allowing under 50 points	5-0
Allowing under 40 points	0-0
Leading at halftime	15-1
Trailing at halftime	3-9
Tied at halftime	0-1
Outrebounding opponent	15-4
Outrebounded by opponent	3-5
Rebounds tied	0-2
Higher field goal percentage	16-1
Lower field goal percentage	2-10
Field goal percentage tied	0-0
Fewer turnovers	10-2
More turnovers	7-8
Turnovers tied	1-1
40-plus field goal percentage	15-8
Under 40 field goal percentage	3-3
30-plus 3-point field goal percentage	11-6
Under 30 3-point field goal percentage	7-5
90-plus free throw percentage	1-0
80-plus free throw percentage	5-3
70-plus free throw percentage	13-6
Under 70 free throw percentage	5-5
20-plus 3-point attempts	8-3
Under 20 3-point attempts	10-7
More free throw attempts	12-2
Fewer free throw attempts	5-7
Free throw attempts tied	1-2
More made free throws	13-4
Fewer made free throws	4-7
Made free throws tied	1-0
40-plus free throw attempts	0-0
30-plus free throw attempts	2-0
20-plus free throw attempts	7-3
Under 20 free throw attempts	11-8
20-plus turnovers forced	8-2
15-plus turnovers forced	14-6
10-plus turnovers forced	16-9
Under 10 turnovers forced	2-2
15-plus turnovers	11-8
Under 15 turnovers	7-3
20-plus assists	3-0
15-plus assists	12-3
Under 15 assists	5-8
More 3-pointers made	9-2
Fewer 3-pointers made	6-7
3-pointers made tied	3-2
One possession games	2-3
Final margin 10 or more points	11-5
Final margin fewer than 10 points	7-6
Final margin fewer than 5 points	3-3
Overtime game	1-1
With a 30-point scorer	1-0
With a 20-point scorer	7-4
With a 10-plus rebounder	5-2
Versus ranked opponents	3-4
Wearing white jerseys	14-4
Wearing orange jerseys	3-1
Wearing green jerseys	1-5
Wearing black jerseys	0-0
Wearing pink jerseys	1-1
On Sundays	7-6
On Mondays	1-0
On Tuesdays	1-0
On Wednesdays	1-1
On Thursdays	7-4
On Fridays	1-0
On Saturdays	0-0
Day games	10-7
Night games	8-4

MIAMI INDIVIDUAL

Scored 20-29 points	Destiny Harden (20) vs. Virginia (2/26/23)
Scored 30-39 points	Haley Cavinder (33) vs. [19/24] Florida State (2/9/23)
Scored 40+ points	Renee Taylor (42) at Houston (12/19/05)
Consecutive 20-point games	Kelsey Marshall (20 vs. [4/6] Indiana, 24 vs. [8/8] Maryland) (11/27-12/2/21)
Made 10-14 field goals	Haley Cavinder (10) vs. Florida (12/11/22)
Made 15+ field goals	Tamara James (17) vs. Fairfield (12/28/04)
Made six 3-point field goals	Kelsey Marshall (6) at [18/19] Notre Dame (2/10/22)
Made seven-plus 3-point field goals	Haley Cavinder (7) vs. [19/24] Florida State (2/9/23)
Made 10-14 free throws	Destiny Harden (11) vs. Boston College (1/26/23)
Made 15+ free throws	Desma Thomas (16) vs. Georgetown (2/25/97)
Had 15-19 rebounds	Moulayna Johnson Sidi Baba (16) vs. Syracuse (2/3/22)
Had 20+ rebounds	Beatrice Mompremier (22) vs. [22/20] Arizona State (3/24/19)
Had 10+ assists	Laura Cornelius (10) at [13/14] Syracuse (1/23/19)
Had 5-9 steals	Destiny Harden (7) vs. Boston College (1/26/23)
Had 5+ blocks	Brianna Jackson (5) at [14/14] Florida State (1/26/20)
Had a double-double	Destiny Harden (20 pts, 11 reb) vs. Virginia (2/26/23)
20 points and 20 rebounds	Beatrice Mompremier (24 pts, 21 reb) vs. [11/11] Marquette (11/15/18)

MIAMI TEAM

Scored 80-89 points	85 vs. Virginia (2/26/23)
Scored 90-99 points	97 vs. NC A&T (11/25/22)
Scored 100+ points	103 vs. Florida A&M (12/28/18)
Scored 100+ points in a conference game	100 vs. North Carolina (1/26/17)
Had 50-59 rebounds	50 vs. FAU (11/16/22)
Made 30-34 field goals	32 vs. Boston College (1/26/23)
Made 35-39 field goals	35 vs. Robert Morris (12/12/21)
Made 40+ field goals	41 vs. UL-Monroe (12/16/11)
Made 10-14 3-point field goals	11 vs. [19/24] Florida State (2/9/23)
Made 15+ 3-point field goals	16 vs. Alabama (12/21/18)
Made 20-29 free throws	21 vs. [19/24] Florida State (2/9/23)
Made 30+ free throws	34 vs. Boston College (1/27/19)
Dished 20-25 assists	21 vs. North Florida (12/4/22)
Dished 25-29 assists	26 vs. Virginia (2/26/23)
Dished 30+ assists	30 vs. Prairie View A&M (11/17/11)
Recorded 15-19 steals	15 vs. [5/5] Notre Dame (12/29/22)
Recorded 20+ steals	22 vs. vs. Boston College (1/26/23)
Posted 10+ blocks	10 vs. NC A&T (11/22/19)
Four players with 10+ points	Harden (20), Oldacre (19), Cavinder (15), Cavinder (11) vs. Virginia (2/26/23)
Five players with 10+ points	Djaldi-Tabdi (10), Erjavec (14), Marshall (12), Pendande (11), Williams (10) vs. USF (3/18/22)
Two players with 20+ points	Lashae Dwyer (23), Destiny Harden (20) at Florida State (12/21/22)
Two players with double-figure rebounds	Emese Hof (12), Beatrice Mompremier (10) vs. FGCU (3/22/19)
Two players with double-doubles	Mompremier (21 pts, 10 reb), Hof (10 pts, 12 reb) vs. FGCU (3/22/19)
Won by 30-39 points	33 vs. FAU (11/16/22)
Won by 40-49 points	40 vs. North Florida (12/4/22)
Won by 50+ points	51 at FIU (11/6/18)
Won in overtime	69-66 (OT) at Clemson (2/2/23)
Lost in overtime	76-73 (OT) vs. Florida (12/11/22)
Defeated a ranked opponent	96-82 vs. [19/24] Florida State (2/9/23)
Lost to a ranked opponent	50-40 at [9/11] Duke (2/12/23)
Defeated a top 6-10 opponent	77-66 vs. [9/10] Virginia Tech (1/8/23)
Lost to a top 6-10 opponent	50-40 at [9/11] Duke (2/12/23)
Defeated a top-5 opponent	61-59 vs. [4/4] Louisville (3/4/22)
Lost to a top-5 opponent	66-63 vs. [5/5] Notre Dame (12/29/22)

MIAMI OPPONENT

Scored 80-89 points	82 vs. [19/24] Florida State (2/9/23)
Scored 90-99 points	92 at Florida State (12/21/22)
Scored 100+ points	105 vs. [13/12] Florida State (1/11/18)
Won by 30-39 points	35 at [24/21] Syracuse (1/17/21)
Won by 40-49 points	47 at [24/23] North Carolina (2/6/22)
Won by 50+ points	58 vs. [1/1] Maryland (1/10/07)
Individual scored 30-39 points	Darrione Rogers (36) & Anesah Morrow (35) at DePaul (11/20/22)
Individual scored 40+ points	Monique Currie (43) vs. Duke (2/19/06)
Individual had 15-19 rebounds	Angel REese (15) at [8/8] Maryland (12/2/21)
Individual had 20+ rebounds	Crystal Langhorne (22) vs. Maryland (2/17/05)
Individual had 10+ assists	Arsula Clark (10) vs. Tulane (12/5/21)
Individual had 5+ steals	Saniya Rivers (6) at [20/18] NC State (1/19/23)
Individual had 5+ blocks	Khadijah Brown (5) vs. Arkansas-Pine Bluff (12/6/21)



HEAD COACH KATIE MEIER

18TH SEASON | DUKE, 1989 (B.A.) | DUKE, 1990 (M.A.)

Career Record: 415-267 | UM Record: 339-222 | ACC Record: 147-139

Katie Meier completed her 17th season at the helm of the Hurricanes' women's basketball program in 2021-22. A well-known and respected figure in women's basketball with 21 years of head coaching experience, Meier has worked tirelessly to put her mark on Miami's program and to build a winning tradition.

In her 17 seasons leading the Canes, Meier has amassed 10 20-win seasons and coached the team to 12 postseason appearances, including 10 straight from 2009-2019. Meier is the all-time winningest basketball coach – men's or women's – at Miami with 324 career victories.

Through the 2021-22 campaign, Meier boasts a career record of 400-256 and holds a 324-211 mark during her time heading up the Miami program

MEIER'S CAREER

Assistant Coach	
1993-94	UNC Asheville
1994-99	Tulane
Associate Head Coach	
1999-2001	Tulane
Head Coach	
2001-05	Charlotte
2005-pres.	Miami

EDUCATION

Wheaton Central High School, 1985
 Duke University
 B.A. English (Literature), 1989
 M.A. English (Teaching English), 1990

NCAA APPEARANCES

2003 - Charlotte - First Round
 2011 - Miami - Second Round
 2012 - Miami - Second Round
 2013 - Miami - First Round
 2015 - Miami - Second Round
 2016 - Miami - First Round
 2017 - Miami - Second Round
 2018 - Miami - First Round
 2019 - Miami - Second Round
 2022 - Miami Second Round

WNIT APPEARANCES

2004 - Charlotte - Second Round
 2005 - Charlotte - First Round
 2006 - Miami - Second Round
 2010 - Miami - Finals
 2014 - Miami - First Round

PLAYING CAREER

Wheaton Central High School, 1981-85
 Duke University, 1985-90
 BBC Mini-Flat Waregem (Belgium), 1990-93

MISCELLANEOUS

ACC Rookie of the Year, 1986
 GTE Academic All-American, 1988
 First Team All-ACC, 1990
 Kodak/WBCA District All-American, 1990
 Duke Hall of Honor Inductee, 2002
 ACC 50th Anniversary Team, 2002
 C-USA Coach of the Year, 2003
 WBCA Regional Coach of the Year, 2003
 ACC Legend, 2006
 Wheaton Central HS HOF Inductee, 2009
 ACC Coach of the Year, 2011
 WBCA Region 2 Coach of the Year, 2011
 AP National Coach of the Year, 2011
 USA Basketball Coach of the Year, 2013
 UM Sports HOF Inductee, 2017

Honors and Accolades

Meier has been recognized for her coaching success numerous times throughout her career. From being named a co-recipient of the 2013 USA Basketball National Coach of the Year award following a 9-0 record and gold medal at the 2013 FIBA U19 World Championship, to being inducted into the University of Miami Sports Hall of Fame in 2017, Meier's name has become synonymous with elite basketball.

One of the most prestigious honors bestowed on Meier came at the conclusion of the 2010-11 season when she was named the Associated Press National Coach of the Year - sharing the award with Connecticut's Geno Auriemma and Stanford's Tara VanDerveer. That season, Meier led the Hurricanes into the NCAA tournament for the first time since 2004 and coached the Canes to their first NCAA Tournament win since 1993.

The Canes entered the 2010-11 season with high internal expectations, but were picked eighth in the Preseason ACC Poll. Miami exceeded all outside expectations posting a perfect 20-0 record inside BankUnited Center and finished conference play with a 12-2 record, earning their first regular season conference title since joining the league in 2004. As a result, Meier was named the ACC Coach of the Year and later would be selected as the WBCA/RUSSELL ATHLETIC Region 2 Coach of the Year, as voted on by her peers.

During the 2011-12 season, Meier coached the Canes to their highest ranking in program history at No. 5. Miami went undefeated at home for the second consecutive season, pushing the home win streak to 40 games.

Six coaches who have been assistants for Meier during her head coaching career have gone on to earn Division I head coaching positions: Octavia Blue (Kennesaw State), Lynn Bria (Stetson), Amanda Butler (Florida and Clemson), Darrick Gibbs (North Florida), Carolyn Kieger (Penn State) and Stephanie McCormick (Western Carolina).

All About the Players

Meier has developed Miami into a program committed to its players and said players have flourished over the last 15 years.

Five All-Americans have emerged under Meier's tutelage: Tamara James (2006), Shenise Johnson (2011, 2012), Riquna Williams (2011, 2012), Adrienne Motley (2016) and Beatrice Mompremier (2019, 2020).

All five of those players were drafted into the WNBA following their time at Miami, most recently being Mompremier who was selected 20th overall by the Los Angeles Sparks in the 2020 WNBA Draft. In total, Meier has coached 24 players that have gone on to play professionally, whether that is in the WNBA or overseas.

Under Meier's direction, 12 players have earned All-ACC Team postseason accolades, including Shenise Johnson who earned ACC Player of the Year (2011). Five Canes have been tabbed to the ACC All-Defensive Team, while four rookies have made an appearance on the ACC All-Freshman Team. Emese Hof ('18), earned the first ACC Most Improved Player for Miami in program history.

Meier's players have also excelled in the classroom as 12 players have earned a spot on the ACC All-Academic team, with four players earning multi-year bids. Additionally, Miami has placed someone on the ACC Honor Roll in 15 of Meier's 15 seasons.

A New Era

Hired April 19, 2005, Meier was appointed by then-Miami AD Paul Dee in front of national and local media, fans, alumni and support staff, signifying the beginning of a new era.

Following an unprecedented career as one of the greatest athletes to ever play in the Atlantic Coast Conference, Meier quickly established herself in the coaching ranks. Following an impressive four-year tenure as the head coach at Charlotte where she helped bring the 49er program into national prominence, Meier made it clear that her goal was to make Miami one of the premier women's basketball programs in the country.

Creating a Winning Program

In her first season, Meier wasted little time in making the first steps towards those goals. The Hurricanes posted an impressive overall record of 17-13 and earned a berth into the second round of the 2006 WNIT. Standout Tamara James produced one of the greatest seasons ever seen by a UM player, becoming Miami's all-time leading scorer. James was selected with the eighth overall pick in the 2006 WNBA Draft by the Washington Mystics.

Over the next two years, the Hurricanes continued to develop under Meier's direction. Miami's Renee Taylor emerged as the ACC's leading scorer in 2006-07, while Maurita Reid finished the 2007-08 campaign with 110 steals (second in the ACC and fifth in the NCAA).

With the No. 21-ranked incoming recruiting class, Meier and the Hurricanes saw significant improvement during



the 2008-09 season. The freshman class was highlighted by McDonald's All-American Shenise Johnson of Henrietta, N.Y., and Riquna Williams from nearby Pahokee, Fla. Under Meier's guidance, Johnson was named the ACC Rookie of the Week on three occasions and was named to the ACC All-Freshmen team as well as ACC Honorable Mention. The versatile guard/forward also led the U19 USA team to a gold medal finish in the 2009 World Championships in Bangkok, Thailand.

The 2009-10 season was one of the most successful in program history. Under Meier's vision, the Hurricanes advanced to the WNIT Championship game. Miami posted a 22-14 overall record - the first 20-win campaign since the 2002-03 season and just the eighth all-time in history. In her sophomore season, Johnson was named first team All-ACC, while a healthy Riquna Williams garnered second-team honors. The tandem led Miami to a 5-1 WNIT record - the deepest postseason run in team history, with both earning all-tournament honors along the way.

Following the success of the 2009-10 campaign, Meier signed a contract extension through 2015 and the Hurricanes continued their rise in the ACC. Miami earned a conference regular season title in 2010-11 and returned to the NCAA Tournament for the first time in seven seasons. Johnson was named to four different All-America squads and became the second player in program history to be named the conference player of the year (Frances Savage - BIG EAST - 1992). Williams, along with Johnson, was named First Team All-ACC and was the conference scoring leader, posting 21.7 points per game.

Miami's dominance continued into the 2011-12 season. The Canes finished second in the conference standings with a record of 14-2 and were 26-6 overall, earning a No. 3 seed in the NCAA Tournament.

Seniors Shenise Johnson and Riquna Williams continued to shine in the ACC as the duo were second and third in the league in scoring and each were again named First Team All-ACC. Johnson was also named to the All-ACC Defensive Team for the third consecutive season and earned a place on five different All-America teams, including the WBCA squad for the second straight year. Williams earned AP All-America third team recognition in her final collegiate campaign as well.

After reaching the WNIT in 2014, Meier guided the Hurricanes back to the NCAA Tournament in 2015 and the 11th-seeded Hurricanes defeated No. 6 seed Washington in the first round, before dropping their second round matchup against third-seeded Iowa, the host school.

Earlier in the 2014-15 season, Meier also led the Hurricanes to the program's first win over a team in the top four of the AP Poll. They defeated No. 4/4 Notre Dame, 78-63, the Fighting Irish's only loss in their first two years in the ACC. Sophomore guard Adrienne Motley went on to be named a consensus First Team All-ACC pick after averaging 16.9 points on 49.2 percent shooting. Meier also earned her 250th career win during the season.

In 2015-16, Meier led Miami to a 24-9 record to tie for the fifth-most wins in a season in program history. Miami received a No. 5 seed the NCAA Tournament and made its fifth appearance in the field in the past six years. The 2015-16 campaign also saw the Hurricanes beat both Duke and North Carolina in the same year for the first time. The victory at North Carolina was good for the 200th of Meier's tenure at Miami. Adrienne Motley was also tabbed as a consensus First Team All-ACC honoree for the second straight year, in addition to garnering WBCA All-America Team Honorable Mention recognition.

In 2016-17, Meier guided the Hurricanes to a second straight 24-9 record. In the quarterfinals of the ACC Tournament, Miami again defeated a Florida State team ranked in the top 10, downing the No. 8/12 Seminoles, 56-54, to earn back-to-back semifinal appearances for the first time. The Hurricanes beat four top-25 teams, defeating three ranked teams - two of which were in the top 10 - away from home for the first time in the ACC era. Miami earned a No. 4 seed in the NCAA Tournament, hosting the first two rounds of play, and reached the second round for the fourth time in seven years.

Adrienne Motley and Jessica Thomas were both Second Team All-ACC picks in 2016-17, with Motley becoming Miami's fifth WNBA Draft pick. In addition, Motley, Thomas and Keyona Hayes formed the second Miami teammate trio to all reach 1,000 points and each signed a WNBA contract, the first time three Hurricanes in the same class did so.

Despite losing many talented players to graduation and injuries, Meier led the Hurricanes to a 21-11 finish in 2017-18 and surpassed 250 wins in her tenure with the program. Erykah Davenport, a Second Team All-ACC honoree, and Keyanna Harris became the first Miami seniors to make four straight NCAA Tournaments. Miami had two freshman all-league honorees for the first time since 1992-93 in the BIG EAST, as Mykea Gray and Kelsey Marshall both made the cut.

In 2018-19, Meier guided her team to a 10th consecutive postseason appearance, including an eighth trip to the NCAA Tournament in the last nine years and fifth straight NCAA Tournament bid. Miami also reached 20-plus wins for the ninth time in 10 years and double-digit ACC victories for the seventh time in nine years.

Establishing Her Legacy as a Player

Meier's success as a coach is a direct reflection of her playing career as a standout at Duke University. A four-year letter winner for the Blue Devils under head coach Debbie Leonard from 1986-90, Meier's name is scattered throughout the Duke record books.

She currently ranks among the school's all-time career leaders in scoring average (16.2 points per game), steals (232), free throws made (447) and free throws attempted (624). She is also listed among Duke's leaders in career points (1,761), field goals made (653), field goals attempted (1,283), assists (409) and rebounding average (6.1 rebounds per game).

Meier wasted no time making her mark at Duke, earning ACC Rookie of the Year and Basketball Yearbook Freshman All-America honors in 1986. Meier injured her knee in 1988 during her junior season and ultimately missed the entire 1988-89 campaign while recovering.

Meier returned to Duke for her senior season in 1990 without missing a beat, earning Kodak/WBCA District 2 All-America and All-ACC first team accolades while being named the Blue Devils' most valuable player.

In 2002, Meier was honored by Duke for her efforts as a player when she was named to the inaugural induction class in the Blue Devils' Hall of Honor. That same year, Meier was named to the ACC's 50th Anniversary Team. In 2006, she was once again honored by the conference when she was named an ACC Legend at the 2006 ACC Women's Basketball Tournament.

Meier's success on the court was only outdone by her accomplishments in the classroom. She was named to the Dean's List from 1986-88. In 1988 she also earned GTE Academic All-America Second Team honors.

After receiving a bachelor's degree in English with cum laude honors in 1989, Meier went on to earn a master's degree in teaching English from Duke in 1990.

Following her career at Duke, Meier moved overseas to play three seasons with BBC Mini-Flat Waregem in Belgium from 1990-93. There, she helped lead her team to three First Division regular season titles and one Belgian Cup Championship. While in Belgium, Meier also spent time teaching classes of conversational English while coaching teams of 15- to 17-year-olds.

A native of Wheaton, Ill., Meier graduated from Wheaton Central High School in 1985 and in October 2009 was inducted into her high school's athletic hall of fame.

MEIER YEAR-BY-YEAR

Year	School	Overall	Conf.		Post-Season
		W-L	W-L	Finish	
2001-02	Charlotte	16-13	7-7	t-7	
2002-03	Charlotte	21-9	12-2	1	NCAA 0-1
2003-04	Charlotte	17-14	8-6	7	WNIT 1-1
2004-05	Charlotte	22-9	9-5	t-5	WNIT 0-1
2005-06	Miami	17-13	6-8	6	WNIT 1-1
2006-07	Miami	11-19	2-12	11	
2007-08	Miami	9-21	2-12	12	
2008-09	Miami	13-17	2-12	t-10	
2009-10	Miami	22-14	4-10	t-10	WNIT 5-1
2010-11	Miami	28-5	12-2	t-1	NCAA 1-1
2011-12	Miami	26-6	14-2	2	NCAA 1-1
2012-13	Miami	21-11	11-7	t-4	NCAA 0-1
2013-14	Miami	16-15	8-8	8	WNIT 0-1
2014-15	Miami	20-13	8-8	8	NCAA 1-1
2015-16	Miami	24-9	10-6	t-5	NCAA 0-1
2016-17	Miami	24-9	10-6	7	NCAA 1-1
2017-18	Miami	21-11	10-6	t-6	NCAA 0-1
2018-19	Miami	25-9	12-4	4	NCAA 1-1
2019-20	Miami	15-15	7-11	t-11	-
2020-21	Miami	11-11	8-10	-	-
2021-22	Miami	21-13	10-8	t-7	NCAA 1-1
2022-23	Miami	15-11	11-7	-	-
Overall		415-267	186-158	14-15	



G • Kenza Salgues
Sr. • 5-9 • Montpellier, France

- Missed the 2021-22 season with a lower body injury
- Has appeared in 32 games for the Hurricanes
- Led all freshmen in 3-pointers made with 11 in 2019-20
- Ranked the No. 20 international player in the 2018 class by ProspectsNations.com
- Has represented France at multiple FIBA events, including the U18 Women's European Championship (Division A) in Udine, Italy
- Graduated from INSEP, a French training institute for the nation's elite athletes between 15-18 (alums include Tony Parker and Clint Capela)

0

PLAYER HIGHS

Minutes

22-23 8, vs. UMES (11/7/22)
Career..... 24, vs. Florida State (1/5/20)

Points

22-23 3, vs. NC A&T (11/25/22)
Career..... 7, vs. UNCA (12/20/19)

Field Goals Made

22-23 1, vs. NC A&T (11/25/22)
Career..... 2, 3x, last at Virginia (2/13/20)

Field Goals Attempted

22-23 5, vs. UMES (11/7/22)
Career... 7, 2x, last vs. Florida State (1/5/20)

3-Point Field Goals Made

22-23 1, vs. NC A&T (11/25/22)
Career..... 2, 3x, last at Virginia (2/13/20)

3-Point Field Goals Attempted

22-23 4, vs. UMES (11/7/22)
Career... 7, 2x, last vs. Florida State (1/5/20)

Free Throws Made

22-23
Career..... 2, vs. Binghamton (12/17/19)

Free Throws Attempted

22-23
Career..... 2, 2x, last vs. UNCA (12/20/19)

Rebounds

22-23 2, vs. FAU (11/17/22)
Career..... 2, 4x, last vs. FAU (11/17/22)

Assists

22-23 2, vs. Boston U (11/13/22)
Career... 2, 2x, last vs. Boston U (11/13/22)

Blocks

22-23
Career.....

Steals

22-23
Career.....

Double-Doubles

22-23
Career.....

Double-Digit Game

22-23
Career.....

2022-23 game-by-game

Opponent	Date	GS	MIN	Total		3-Pointers		Free throws		Rebounds				Other							
				FG-FGA	PCT	3FG-3FGA	PCT	FT-FTA	PCT	OFF	DEF	TOT	AVG	PF	A	TO	BLK	STL	PTS	AVG	
UMES	11/07/2022		08:13	0-5	.000	0-4	.000	0-0	.000	1	0	1	1.0	1	0	1	0	0	0	0	0.0
Boston U.	11/13/2022		05:10	0-2	.000	0-2	.000	0-0	.000	0	0	0	0.5	0	2	0	0	0	0	0	0.0
Fla. Atlantic	11/16/2022		06:09	0-3	.000	0-2	.000	0-0	.000	1	1	2	1.0	0	0	0	0	0	0	0	0.0
at Loyola Chicago	11/22/2022		02:24	0-1	.000	0-1	.000	0-0	.000	0	1	1	1.0	1	0	0	0	0	0	0	0.0
N.C. A&T	11/25/2022		05:21	1-3	.333	1-3	.333	0-0	.000	0	0	0	0.8	0	0	0	0	0	0	3	0.6
North Florida	12/04/2022		10:27	3-6	.500	2-5	.400	0-0	.000	0	1	1	0.8	1	0	1	0	0	0	8	1.8
at Florida St.	12/21/2022		00:22	0-1	.000	0-1	.000	0-0	.000	0	0	0	0.7	0	0	0	0	0	0	0	1.6
Wake Forest	01/15/2023		02:39	0-2	.000	0-2	.000	0-0	.000	0	0	0	0.6	0	0	0	0	0	0	0	1.4
Boston College	01/26/2023		01:03	0-0	.000	0-0	.000	0-0	.000	0	1	1	0.7	0	0	0	0	0	0	0	1.2
Totals			0 41:49	4-23	.174	3-20	.150	0-0	.000	2	4	6	0.7	3	2	2	0	0	0	11	1.2

Player Averages

Games Played	Minutes/game	Points/game	FG Pct	3FG Pct	FT Pct	Rebounds/game	Assists/game	Turnovers/game	Assist/Turnover ratio	Steals/game	Blocks/game
9	4.6	1.2	17.4	15.0	0.0	0.7	0.2	0.2	1.0	0.0	0.0

CAREER STATS

SEASON	TEAM	GP-GS	MIN/AVG	Field Goals		3-Point		F-Throws		Rebounds				Scoring						
				FG-FGA	FG%	3FG-3FGA	3FG%	FT-FTA	FT%	OFF	DEF	TOT	AVG	PF-FO	A	TO	BLK	STL	PTS	AVG
2019-20	UM	25-0	205/8.2	11-49	.224	11-46	.239	4-6	.667	1	12	13	0.5	10-0	9	18	0	0	37	1.5
2020-21	UM	4-0	12/3.0	0-1	.000	0-1	.000	0-0	.000	0	0	0	0.0	1-0	0	1	0	0	0	0.0
2022-23	UM	9-0	42/4.6	4-23	.174	3-20	.150	0-0	.000	2	4	6	0.7	3-0	2	2	0	0	11	1.2
TOTAL		38-0	259/6.8	15-73	.205	14-67	.209	4-6	.667	3	16	19	0.5	14-0	11	21	0	0	48	1.3



F • Moulayna Johnson Sidi Baba
Sr. • 6-1 • Stockholm, Sweden

- Made her first appearance in 2022-23 against NC A&T, recording three points and a rebound
- Consistent rebounder for the Hurricanes, tallying 22 games with five-plus rebounds -- including two with 10 or more boards
- Four-star international prospect according to Keil Moore Basketball
- Represented Sweden in August 2018 at the FIBA U18 Women's European Championship in Udine, Italy
- The second Swedish player to sign with Miami during Katie Meier's tenure



PLAYER HIGHS

Minutes

22-23 8, vs. NC A&T (11/25/22)
Career..... 33, vs. DePaul (11/23/19)

Points

22-23 3, vs. NC A&T (11/25/22)
Career..... 17, vs. North Florida (11/28/20)

Rebounds

22-23 3, vs. Virginia Tech (1/8/23)
Career..... 16, vs. Syracuse (2/3/22)

Assists

22-23 0
Career..... 4, vs. DePaul (11/23/19)

Steals

22-23 0
Career..... 2, 2x, last vs. NC A&T (11/22/19)

Blocks

22-23 0
Career..... 1, 6x, last vs. RMU (12/12/21)

Field Goals Made

22-23 1, vs. NC A&T (11/25/22)
Career..... 6, vs. North Florida (11/28/20)

Field Goals Attempted

22-23 1, 4x, last at Pitt (1/1/23)
Career..... 13, vs. North Florida (11/28/20)

3-Point Field Goals Made

22-23 0
Career..... 3, vs. North Florida (11/28/20)

3-Point Field Goals Attempted

22-23 0
Career... 5, 2x, last vs. Virginia Tech (3/4/21)

Free Throws Made

22-23 0
Career... 4, 4x, last vs. S. Carolina (03/20/22)

Free Throws Attempted

22-23 0
Career... 5, 2x, last at Wake Forest (1/7/21)

Double-Doubles

22-23 0
Career..... 0

Double-Digit Game

22-23 0
Career..... 0

2022-23 game-by-game

Opponent	Date	GS	MIN	Total		3-Pointers		Free throws		Rebounds				PF	A	TO	BLK	STL	PTS	AVG
				FG-FGA	PCT	3FG-3FGA	PCT	FT-FTA	PCT	OFF	DEF	TOT	AVG							
N.C. A&T	11/25/2022		07:41	1-1	1.000	0-0	.000	1-1	1.000	0	1	1	1.0	0	0	0	0	0	3	3.0
Columbia	11/27/2022		05:53	0-1	.000	0-0	.000	0-0	.000	1	0	1	1.0	0	0	0	0	0	1.5	
Florida	12/11/2022		03:53	0-0	.000	0-0	.000	0-0	.000	0	0	0	0.7	0	0	1	0	0	1.0	
at Florida St.	12/21/2022		07:02	0-1	.000	0-0	.000	0-0	.000	0	0	0	0.5	1	0	1	0	0	0.8	
at Pittsburgh	01/01/2023		03:40	0-1	.000	0-0	.000	0-0	.000	0	0	0	0.4	0	0	1	0	0	0.6	
North Carolina	01/05/2023		04:49	0-0	.000	0-0	.000	1-2	.500	0	2	2	0.7	0	0	0	0	1	0.7	
Virginia Tech	01/08/2023		06:21	0-0	.000	0-0	.000	0-0	.000	0	3	3	1.0	0	0	0	0	0	0.6	
Totals		0	39:19	1-4	.250	0-0	.000	2-3	.667	1	6	7	1.0	1	0	3	0	0	4	0.6

Player Averages

Games Played	Minutes/game	Points/game	FG Pct	3FG Pct	FT Pct	Rebounds/game	Assists/game	Turnovers/game	Assist/Turnover ratio	Steals/game	Blocks/game
7	5.6	0.6	25.0	0.0	66.7	1.0	0.0	0.4	0.0	0.0	0.0

CAREER STATS

SEASON	TEAM	GP-GS	MIN/AVG	Field Goals		3-Point		F-Throws		Rebounds				Scoring						
				FG-FGA	FG%	3FG-3FGA	3FG%	FT-FTA	FT%	OFF	DEF	TOT	AVG	PF-FO	A	TO	BLK	STL	PTS	AVG
2019-20	UM	25-3	396/15.8	20-77	.260	10-44	.227	8-16	.500	22	36	58	2.3	19-0	20	24	1	9	58	2.3
2020-21	UM	19-6	359/18.9	22-79	.278	9-37	.243	16-22	.727	18	50	68	3.6	20-0	7	14	2	4	69	3.6
2021-22	UM	31-0	445/14.3	14-70	.200	4-31	.129	16-24	.667	22	87	109	3.5	21-0	14	21	3	9	48	1.5
2022-23	UM	7-0	39/5.6	1-4	.250	0-0	.000	2-3	.667	1	6	7	1.0	1-0	0	3	0	0	4	0.6
TOTAL		82-9	1238/15.1	57-230	.248	23-112	.205	42-65	.646	63	179	242	3.0	61-0	41	62	6	22	179	2.2



4

G • Jasmyne Roberts
So. • 5-10 • Jacksonville, Fla.

- Has more than tripled her scoring and rebounding output from a season ago
- Earned the first ACC Player of the Week honor of her career on Feb. 6
- Set a new career highs in points (23), rebounds (nine), assists (four), field goals made (nine) and 3-point field goals made (five) this season
- Has scored in double-figures on nine occasions this season and set a new double-digit streak at five
- Went from starting zero games in 2021-22 to starting 13 in 2022-23
- Led her team to the Florida High School Athletic Association's Final Four, team was named District Champions
- Tabbed the Florida Times-Union All-First Coast Player of the Year and News4Jax Player of the Year two years in a row
- Named 2021 USA TODAY Greater Jacksonville Female Athlete of the Year

PLAYER HIGHS

Minutes

22-2334, 2x, last vs. Florida St. (2/9/23)
Career.....34, 2x, last vs. Florida St. (2/9/23)

Points

22-2323, vs. Virginia Tech (1/8/23)
Career.....23, vs. Virginia Tech (1/8/23)

Rebounds

22-23 ..9, 3x, last vs. Georgia Tech (2/5/23)
Career..9, 3x, last vs. Georgia Tech (2/5/23)

Assists

22-234, vs. UNF (12/4/22)
Career.....4, vs. UNF (12/4/22)

Steals

22-234, vs. UNF (12/4/22)
Career.....4, 2x, last vs. UNF (12/4/22)

Blocks

22-231, 5x, last vs. Clemson (2/16/23)
Career.....2, at Virginia (2/15/22)

Field Goals Made

22-239, at Clemson (2/2/23)
Career.....9, at Clemson (2/2/23)

Field Goals Attempted

22-2316, at Clemson (2/2/23)
Career.....16, at Clemson (2/2/23)

3-Point Field Goals Made

22-235, vs. Virginia Tech (1/8/23)
Career.....5, vs. Virginia Tech (1/8/23)

3-Point Field Goals Attempted

22-237, 2x, last vs. Florida St. (2/9/23)
Career.....7, 2x, last vs. Florida St. (2/9/23)

Free Throws Made

22-23 ..4, 3x, last at Wake Forest (1/29/23)
Career 4, 3x, last at Wake Forest (1/29/23)

Free Throws Attempted

22-236, 2x, last at Clemson (2/2/23)
Career.....6, 2x, last at Clemson (2/2/23)

Double-Doubles

22-23
Career.....

Double-Digit Game

22-239
Career.....10

2022-23 game-by-game


Opponent	Date	GS	MIN	Total		3-Pointers		Free throws		Rebounds				PF	A	TO	BLK	STL	PTS	AVG
				FG-FGA	PCT	3FG-3FGA	PCT	FT-FTA	PCT	OFF	DEF	TOT	AVG							
UMES	11/07/2022		20:16	4-10	.400	1-4	.250	3-4	.750	3	2	5	5.0	1	1	4	1	0	12	12.0
Stetson	11/10/2022		15:00	1-3	.333	1-2	.500	2-2	1.000	1	2	3	4.0	1	0	0	1	0	5	8.5
Boston U.	11/13/2022		20:31	1-6	.167	0-2	.000	0-0	.000	2	2	4	4.0	2	1	0	0	0	2	6.3
Fla. Atlantic	11/16/2022		14:15	1-5	.200	0-2	.000	0-0	.000	0	6	6	4.5	4	2	1	0	0	2	5.3
at DePaul	11/20/2022		08:27	1-1	1.000	1-1	1.000	3-4	.750	0	3	3	4.2	1	0	0	0	1	6	5.4
at Loyola Chicago	11/22/2022		11:56	2-4	.500	0-1	.000	0-0	.000	0	3	3	4.0	1	1	0	1	0	4	5.2
N.C. A&T	11/25/2022		16:15	4-8	.500	1-1	1.000	0-1	.000	1	4	5	4.1	3	2	1	0	2	9	5.7
Columbia	11/27/2022		12:14	2-5	.400	1-1	1.000	0-1	.000	2	1	3	4.0	1	1	0	0	0	5	5.6
Michigan	12/01/2022		07:09	0-1	.000	0-1	.000	3-4	.750	0	1	1	3.7	1	0	1	0	0	3	5.3
North Florida	12/04/2022		18:46	3-7	.429	1-3	.333	1-1	1.000	1	1	2	3.5	0	4	0	0	4	8	5.6
Florida	12/11/2022		20:18	0-1	.000	0-1	.000	4-6	.667	2	2	4	3.5	2	1	0	0	0	4	5.5
at Florida St.	12/21/2022		09:45	1-2	.500	0-0	.000	0-0	.000	1	2	3	3.5	0	1	0	0	0	2	5.2
Notre Dame	12/29/2022		13:29	2-8	.250	0-1	.000	3-4	.750	4	2	6	3.7	2	1	2	0	2	7	5.3
at Pittsburgh	01/01/2023		28:34	5-9	.556	2-5	.400	3-4	.750	2	7	9	4.1	3	2	1	0	3	15	6.0
North Carolina	01/05/2023 *		27:11	2-6	.333	2-4	.500	4-4	1.000	1	8	9	4.4	5	2	3	0	1	10	6.3
Virginia Tech	01/08/2023 *		34:16	8-12	.667	5-7	.714	2-2	1.000	0	8	8	4.6	1	1	0	0	0	23	7.3
at Georgia Tech	01/12/2023 *		27:30	3-6	.500	0-2	.000	1-2	.500	3	3	6	4.7	1	1	1	0	1	7	7.3
Wake Forest	01/15/2023 *		19:58	2-5	.400	0-1	.000	1-3	.333	1	4	5	4.7	3	1	0	0	0	5	7.2
at NC State	01/19/2023 *		34:06	2-4	.500	1-1	1.000	1-1	1.000	0	3	3	4.6	1	3	3	1	0	6	7.1
Boston College	01/26/2023 *		22:33	3-7	.429	0-1	.000	0-0	.000	1	2	3	4.6	2	2	1	1	0	6	7.1
at Wake Forest	01/29/2023 *		31:27	3-6	.500	0-1	.000	4-4	1.000	3	4	7	4.7	3	1	1	0	0	10	7.2
at Clemson	02/02/2023 *		31:01	9-16	.563	1-3	.333	2-6	.333	3	4	7	4.8	2	3	1	0	1	21	7.8
Georgia Tech	02/05/2023 *		31:17	5-12	.417	1-4	.250	2-2	1.000	0	9	9	5.0	2	1	2	0	2	13	8.0
Florida St.	02/09/2023 *		34:04	8-14	.571	3-7	.429	0-0	.000	3	3	6	5.0	2	2	1	0	0	19	8.5
at Duke	02/12/2023 *		31:40	5-9	.556	2-5	.400	0-0	.000	0	6	6	5.0	3	2	2	0	2	12	8.6
Clemson	02/16/2023 *		21:57	2-5	.400	2-2	1.000	0-0	.000	0	0	0	4.8	4	2	3	1	2	6	8.5
at Syracuse	02/19/2023 *		19:50	3-5	.600	0-0	.000	0-0	.000	0	3	3	4.8	3	3	2	0	1	6	8.4
at Louisville	02/23/2023 *		24:14	2-9	.222	0-2	.000	1-3	.333	5	0	5	4.8	2	1	2	0	1	5	8.3
Virginia	02/26/2023 *		17:19	3-7	.429	0-3	.000	0-0	.000	0	0	0	4.6	1	1	1	0	0	6	8.2
Totals		15	625:18	87-193	.451	25-68	.368	40-58	.690	39	95	134	4.6	57	43	33	6	23	239	8.2

Player Averages

Games Played	Minutes/game	Points/game	FG Pct	3FG Pct	FT Pct	Rebounds/game	Assists/game	Turnovers/game	Assist/Turnover ratio	Steals/game	Blocks/game
29	21.6	8.2	45.1	36.8	69.0	4.6	1.5	1.1	1.3	0.8	0.2

CAREER STATS

SEASON	TEAM	GP-GS	MIN/AVG	Field Goals		3-Point		F-Throws		Rebounds				Scoring						
				FG-FGA	FG%	3FG-3FGA	3FG%	FT-FTA	FT%	OFF	DEF	TOT	AVG	PF-FO	A	TO	BLK	STL	PTS	AVG
2021-22	UM	28-0	225/8.0	22-47	.468	5-13	.385	5-9	.556	11	30	41	1.5	29-0	11	22	2	21	54	1.9
2022-23	UM	29-15	625/21.6	87-193	.451	25-68	.368	40-58	.690	39	95	134	4.6	57-1	43	33	6	23	239	8.2
TOTAL		57-15	851/14.9	109-240	.454	30-81	.370	45-67	.672	50	125	175	3.1	86-1	54	55	8	44	293	5.1



G • Karla Erjavec
Sr. • 5-10 • Zagreb, Croatia

- In ACC play last season, averaged 3.2 assists per game and a 1.6 assist/turnover ratio
- Tallied 22 multi-assist games last season and recorded five or more assists in seven games
- Transferred to Miami in 2020 after playing two seasons at Wyoming
- Named to the Mountain West All-Freshman Team in 2018-19
- Member of the U18 and U20 National Women's Team in Croatia
- Represented Croatia at the FIBA Women's Eurobasket Qualifiers in Nov. 2020
- Both parents, Mlhaden and Ivana, played basketball professionally and father served as an assistant coach for the Croatian national team from 2009-11; 2013

5

PLAYER HIGHS

Minutes

22-23 38, vs. Notre Dame (12/29/22)
Career..... 42, at San Diego State (1/8/20)*

Points

22-23 13, vs. Boston College (1/26/23)
Career..... 19, vs. South Alabama (3/24/19)*

Rebounds

22-23 4, 3x, last vs. Columbia (11/27/22)
Career..... 8, at New Mexico (12/7/19)*

Assists

22-23 7, vs. Virginia (2/26/23)
Career..... 10, vs. San Jose State (3/4/19)*

Steals

22-23 3, at DePaul (11/20/22)
Career..... 6, vs. Chadron State (11/8/18)*

Blocks

22-23 1, vs. Stetson (11/10/22)
Career..... 2, vs. Duke (3/3/22)

Field Goals Made

22-23 6, vs. Boston College (1/26/23)
Career...7, 2x, last at New Mexico (12/7/19)*

Field Goals Attempted

22-23 10, vs. Boston College (1/26/23)
Career..... 16, vs. San Diego State (1/9/19)*

3-Point Field Goals Made

22-23 3, vs. FAU (11/17/22)
Career..... 3, 5x, last vs. FAU (11/17/22)

3-Point Field Goals Attempted

22-23 6, at Louisville (2/23/23)
Career..... 7, 2x, last vs. Tulane (12/5/21)

Free Throws Made

22-23 ..2, 2x, last vs. Georgia Tech (2/5/23)
Career.....6, vs. Colorado (11/17/19)*

Free Throws Attempted

22-23 ..2, 3x, last vs. Georgia Tech (2/5/23)
Career.....7, vs. Colorado (11/17/19)*

Double-Doubles

22-23 1
Career..... 1

Double-Digit Game

22-23 3
Career..... 30

2022-23 game-by-game

Opponent	Date	GS	MIN	Total		3-Pointers		Free throws		Rebounds				PF	A	TO	BLK	STL	PTS	AVG	
				FG-FGA	PCT	3FG-3FGA	PCT	FT-FTA	PCT	OFF	DEF	TOT	AVG								
UMES	11/07/2022	*	22:05	0-6	.000	0-5	.000	0-0	.000	0	3	3	3.0	0	2	4	0	2	0	0.0	
Stetson	11/10/2022	*	22:41	2-7	.286	0-3	.000	2-2	1.000	0	4	4	3.5	1	2	2	1	2	6	3.0	
Boston U.	11/13/2022	*	21:51	0-2	.000	0-2	.000	0-0	.000	0	2	2	3.0	1	4	2	0	1	0	2.0	
Fla. Atlantic	11/16/2022	*	18:29	4-9	.444	3-4	.750	0-0	.000	0	1	1	2.5	0	2	1	0	0	11	4.3	
at DePaul	11/20/2022	*	30:09	0-4	.000	0-2	.000	0-0	.000	0	0	0	2.0	1	4	5	0	3	0	3.4	
at Loyola Chicago	11/22/2022	*	25:22	2-6	.333	1-4	.250	0-0	.000	0	2	2	2.0	1	4	0	0	1	5	3.7	
N.C. A&T	11/25/2022	*	21:33	3-8	.375	2-5	.400	0-0	.000	0	4	4	2.3	1	3	2	0	1	8	4.3	
Columbia	11/27/2022	*	17:57	1-4	.250	1-3	.333	0-0	.000	0	4	4	2.5	3	1	0	0	0	3	4.1	
Michigan	12/01/2022	*	27:54	2-4	.500	0-2	.000	0-0	.000	0	1	1	2.3	1	0	5	0	0	4	4.1	
North Florida	12/04/2022	*	20:55	0-6	.000	0-4	.000	0-0	.000	0	0	0	2.1	0	1	0	0	0	0	3.7	
Florida	12/11/2022	*	14:24	1-5	.200	1-4	.250	0-0	.000	0	1	1	2.0	0	0	1	0	1	3	3.6	
at Florida St.	12/21/2022	*	11:29	2-7	.286	0-4	.000	0-0	.000	0	0	0	1.8	1	2	1	0	0	4	3.7	
Notre Dame	12/29/2022	*	37:56	3-10	.300	0-3	.000	0-0	.000	0	3	3	1.9	1	3	3	0	2	6	3.8	
at Pittsburgh	01/01/2023	*	22:27	1-6	.167	1-5	.200	1-2	.500	1	1	2	1.9	2	2	1	0	1	4	3.9	
North Carolina	01/05/2023	*	24:51	3-8	.375	1-4	.250	0-0	.000	0	0	0	1.8	2	3	3	0	0	7	4.1	
Virginia Tech	01/08/2023	*	24:13	1-3	.333	0-2	.000	0-0	.000	0	2	2	1.8	0	2	1	0	0	2	3.9	
at Georgia Tech	01/12/2023	*	18:26	1-4	.250	0-3	.000	0-0	.000	0	0	0	1.7	1	1	1	0	0	2	3.8	
Wake Forest	01/15/2023	*	19:20	0-2	.000	0-1	.000	0-0	.000	0	0	0	1.6	0	3	2	0	1	0	3.6	
at NC State	01/19/2023	*	07:41	0-1	.000	0-0	.000	0-0	.000	0	1	1	1.6	1	1	2	0	0	0	3.4	
Boston College	01/26/2023	*	25:24	6-10	.600	1-2	.500	0-0	.000	0	3	3	1.7	0	3	1	0	2	13	3.9	
at Wake Forest	01/29/2023	*	08:30	0-1	.000	0-1	.000	0-0	.000	1	1	2	1.7	0	0	0	0	0	0	3.7	
at Clemson	02/02/2023	*	17:40	0-2	.000	0-1	.000	0-0	.000	0	2	2	1.7	2	3	1	0	0	0	3.5	
Georgia Tech	02/05/2023	*	14:24	2-4	.500	0-0	.000	2-2	1.000	0	0	0	1.6	0	1	1	0	0	6	3.7	
Florida St.	02/09/2023	*	05:33	0-0	.000	0-0	.000	0-0	.000	0	1	1	1.6	0	1	1	0	0	0	3.5	
at Duke	02/12/2023	*	06:10	0-1	.000	0-0	.000	0-0	.000	0	0	0	1.5	1	0	0	0	0	0	3.4	
Clemson	02/16/2023	*	08:45	0-2	.000	0-1	.000	0-0	.000	0	0	0	1.5	0	3	3	0	1	0	3.2	
at Syracuse	02/19/2023	*	23:58	1-3	.333	0-0	.000	0-0	.000	0	1	1	1.4	1	3	1	0	1	2	3.2	
at Louisville	02/23/2023	*	25:08	4-9	.444	2-6	.333	0-0	.000	0	0	0	1.4	0	6	2	0	0	10	3.4	
Virginia	02/26/2023	*	22:24	1-2	.500	0-1	.000	0-0	.000	0	2	2	1.4	0	7	0	0	0	2	3.4	
Totals			17	567:41	40-136	.294	13-72	.181	5-6	.833	2	39	41	1.4	21	67	46	1	19	98	3.4

Player Averages

Games Played	Minutes/game	Points/game	FG Pct	3FG Pct	FT Pct	Rebounds/game	Assists/game	Turnovers/game	Assist/Turnover ratio	Steals/game	Blocks/game
29	19.6	3.4	29.4	18.1	83.3	1.4	2.3	1.6	1.5	0.7	0.0

CAREER STATS

SEASON	TEAM	GP-GS	MIN/AVG	Field Goals		3-Point		F-Throws		Rebounds				Scoring						
				FG-FGA	FG%	3FG-3FGA	3FG%	FT-FTA	FT%	OFF	DEF	TOT	AVG	PF-FO	A	TO	BLK	STL	PTS	AVG
2018-19	UW	34-34	1073/31.5	117-297	.394	33-99	.333	35-46	.761	7	82	89	2.6	58-0	124	90	6	28	302	8.9
2019-20	UW	22-18	592/26.9	49-148	.331	17-55	.309	23-28	.821	4	63	67	3.0	31-0	70	44	3	9	138	6.3
2020-21	UM	17-6	365/21.5	27-81	.333	15-47	.319	3-4	.750	3	18	21	1.2	22-0	34	20	0	9	72	4.2
2021-22	UM	34-34	974/28.7	79-205	.385	37-103	.359	35-44	.795	10	82	92	2.7	43-0	94	74	5	26	230	6.8
2022-23	UM	29-17	568/19.6	40-136	.294	13-72	.181	5-6	.833	2	39	41	1.4	21-0	67	46	1	19	98	3.4
TOTAL FOR UM		80-57	1908/23.8	146-422	.346	65-222	.293	43-54	.796	15	139	154	1.9	86-0	195	140	6	54	400	5.0
TOTAL		136-109	3572/26.3	312-867	.360	115-376	.306	101-128	.789	26	284	310	2.3	175-0	389	274	15	91	840	6.2



12

- Played the best game of her career against Columbia, totaling a career-high 28 points, 10 made field goals and seven made free throws
- Became the fifth Hurricane in program history to earn ACC All-Freshman Team honors in 2022
- 2022 Bob Bradley Spirit and Courage Award recipient
- Has tallied 17 double-digit outings in her career
- Named the Sun Sentinel Broward County Class 7A-6A Player of the Year in 2019-20
- Earned a spot on the Miami Herald's First Team and Sun Sentinel's First Team for two years straight
- As a senior, served as team captain and led her team to its first state championship since 1992

G • Ja'Leah Williams
So. • 5-9 • Pompano Beach, Fla.

PLAYER HIGHS

Minutes
22-2340, vs. Florida (12/11/22)
Career.....40, vs. Florida (12/11/22)

Points
22-2328, vs. Columbia (11/27/22)
Career.....28, vs. Columbia (11/27/22)

Rebounds
22-237, 2x, last vs. Florida St. (2/9/23)
Career.....10, at Wake Forest (1/27/22)

Assists
22-236, vs. Virginia (2/26/23)
Career.....7, vs. UAPB (12/6/21)

Steals
22-235, vs. UMES (11/7/22)
Career.....6, vs. UAPB (12/6/21)

Blocks
22-232, vs. Clemson (2/16/23)
Career.....2, vs. Clemson (2/16/23)

Field Goals Made
22-2310, vs. Columbia (11/27/22)
Career.....10, vs. Columbia (11/27/22)

Field Goals Attempted
22-2314, vs. Columbia (11/27/22)
Career.....14, vs. Columbia (11/27/22)

3-Point Field Goals Made
22-232, vs. Stetson (11/10/22)
Career.....2, vs. Stetson (11/10/22)

3-Point Field Goals Attempted
22-233, vs. Stetson (11/10/22)
Career.....3, 2x, last vs. Stetson (11/10/22)

Free Throws Made
22-237, vs. Columbia (11/27/22)
Career.....7, vs. Columbia (11/27/22)

Free Throws Attempted
22-2311, vs. Columbia (11/27/22)
Career.....11, vs. Columbia (11/27/22)

Double-Doubles
22-23
Career.....

Double-Digit Game
22-23 8
Career..... 17

2022-23 game-by-game


Opponent	Date	GS	MIN	Total		3-Pointers		Free throws		Rebounds				PF	A	TO	BLK	STL	PTS	AVG	
				FG-FGA	PCT	3FG-3FGA	PCT	FT-FTA	PCT	OFF	DEF	TOT	AVG								
UMES	11/07/2022	*	22:19	6-7	.857	1-2	.500	1-1	1.000	0	5	5	5.0	2	3	2	1	5	14	14.0	
Stetson	11/10/2022	*	21:20	5-12	.417	2-3	.667	2-5	.400	3	0	3	4.0	2	1	1	0	1	14	14.0	
Boston U.	11/13/2022	*	22:01	3-8	.375	0-0	.000	0-0	.000	2	2	4	4.0	1	2	1	0	2	6	11.3	
Fla. Atlantic	11/16/2022	*	21:24	3-10	.300	0-1	.000	0-0	.000	1	3	4	4.0	1	4	1	1	3	6	10.0	
at DePaul	11/20/2022	*	27:18	5-12	.417	0-2	.000	4-7	.571	0	3	3	3.8	3	3	3	0	4	14	10.8	
at Loyola Chicago	11/22/2022	*	26:14	3-6	.500	0-0	.000	0-0	.000	2	2	4	3.8	1	3	2	0	0	6	10.0	
N.C. A&T	11/25/2022	*	18:12	3-5	.600	0-1	.000	4-4	1.000	2	1	3	3.7	1	3	3	0	0	10	10.0	
Columbia	11/27/2022	*	37:54	10-14	.714	1-2	.500	7-11	.636	2	0	2	3.5	3	4	3	0	3	28	12.3	
Michigan	12/01/2022	*	21:37	0-6	.000	0-1	.000	0-0	.000	3	0	3	3.4	4	2	7	0	1	0	10.9	
North Florida	12/04/2022	*	18:35	3-6	.500	1-2	.500	1-2	.500	2	2	4	3.5	3	1	5	1	0	8	10.6	
Florida	12/11/2022	*	40:07	5-12	.417	0-2	.000	0-2	.000	2	1	3	3.5	3	4	3	0	1	10	10.5	
at Florida St.	12/21/2022	*	35:06	4-12	.333	1-1	1.000	2-2	1.000	3	4	7	3.8	2	4	2	0	1	11	10.6	
Notre Dame	12/29/2022	*	23:28	0-4	.000	0-0	.000	0-0	.000	0	2	2	3.6	3	3	2	0	1	0	9.8	
at Pittsburgh	01/01/2023	*	18:12	0-5	.000	0-1	.000	0-0	.000	1	2	3	3.6	1	1	4	0	0	0	9.1	
North Carolina	01/05/2023	*	27:36	3-8	.375	0-0	.000	0-0	.000	0	2	2	3.5	1	2	2	0	2	6	8.9	
Virginia Tech	01/08/2023	*	26:21	3-5	.600	0-0	.000	2-4	.500	0	1	1	3.3	1	2	0	0	0	8	8.8	
at Georgia Tech	01/12/2023	*	22:38	2-8	.250	0-2	.000	0-0	.000	0	1	1	3.2	1	3	1	0	1	4	8.5	
Wake Forest	01/15/2023	*	30:36	3-4	.750	0-0	.000	2-2	1.000	2	2	4	3.2	3	4	4	0	0	8	8.5	
at NC State	01/19/2023	*	21:47	2-5	.400	0-1	.000	0-0	.000	0	2	2	3.2	1	3	3	0	2	4	8.3	
Boston College	01/26/2023	*	19:30	3-8	.375	0-0	.000	0-0	.000	2	3	5	3.3	2	3	1	0	2	6	8.2	
at Wake Forest	01/29/2023	*	13:10	0-1	.000	0-0	.000	0-0	.000	0	0	0	3.1	2	1	2	0	0	0	7.8	
at Clemson	02/02/2023	*	22:28	1-3	.333	0-1	.000	1-1	1.000	0	3	3	3.1	0	2	3	0	2	3	7.5	
Georgia Tech	02/05/2023	*	32:05	4-10	.400	0-1	.000	0-0	.000	4	2	6	3.2	2	3	4	0	1	8	7.6	
Florida St.	02/09/2023	*	30:13	5-8	.625	0-0	.000	4-6	.667	3	4	7	3.4	1	4	4	0	1	14	7.8	
at Duke	02/12/2023	*	17:21	1-4	.250	0-0	.000	0-0	.000	0	0	0	3.2	2	2	1	0	1	2	7.6	
Clemson	02/16/2023	*	34:12	3-6	.500	0-1	.000	0-0	.000	0	2	2	3.2	3	5	4	2	2	6	7.5	
at Syracuse	02/19/2023	*	27:00	1-6	.167	0-0	.000	0-0	.000	0	6	6	3.3	2	4	4	0	1	2	7.3	
at Louisville	02/23/2023	*	25:30	3-6	.500	0-1	.000	0-0	.000	0	0	0	3.2	2	0	2	0	0	6	7.3	
Virginia	02/26/2023	*	29:07	3-6	.500	0-2	.000	0-0	.000	0	2	2	3.1	3	6	3	0	1	6	7.2	
Totals			29	733:20	87-207	.420	6-27	.222	30-47	.638	34	57	91	3.1	56	82	77	5	38	210	7.2

Player Averages

Games Played	Minutes/game	Points/game	FG Pct	3FG Pct	FT Pct	Rebounds/game	Assists/game	Turnovers/game	Assist/Turnover ratio	Steals/game	Blocks/game
29	25.3	7.2	42.0	22.2	63.8	3.1	2.8	2.7	1.1	1.3	0.2

CAREER STATS

SEASON	TEAM	GP-GS	MIN/AVG	Field Goals		3-Point		F-Throws		Rebounds				Scoring						
				FG-FGA	FG%	3FG-3FGA	3FG%	FT-FTA	FT%	OFF	DEF	TOT	AVG	PF-FO	A	TO	BLK	STL	PTS	AVG
2021-22	UM	34-28	915/26.9	97-233	.416	5-30	.167	49-70	.700	60	80	140	4.1	59-0	75	69	7	65	248	7.3
2022-23	UM	29-29	733/25.3	87-207	.420	6-27	.222	30-47	.638	34	57	91	3.1	56-0	82	77	5	38	210	7.2
TOTAL		63-57	1648/26.2	184-440	.418	11-57	.193	79-117	.675	94	137	231	3.7	115-0	157	146	12	103	458	7.3



G • Lashae Dwyer
So. • 5-6 • Toronto, Ontario, Canada

- Set new career highs in points (23) against Florida State
- Has tallied 20-plus points in two games this season
- Helped the Webb School to a 32-2 record and the Division II-Class A State Title
- Ranked the No. 79 overall player in the class of 2021 by espnW HoopGurlz
- Named a BioSteel All Canadian Basketball Games nominee in 2020
- Tabbed the 2020-21 Tennessee Gatorade Player of the Year

13

PLAYER HIGHS

Minutes

22-23 29, vs. Michigan (12/1/22)
Career..... 29, 2x, last vs. Michigan (12/1/22)

Points

22-23 23, at Florida St. (12/21/22)
Career..... 23, at Florida St. (12/21/22)

Rebounds

22-23 8, vs. Michigan (12/1/22)
Career..... 8, vs. Michigan (12/1/22)

Assists

22-23 5, vs. FAU (11/17/22)
Career..... 5, 2x, last vs. FAU (11/17/22)

Steals

22-23 8, vs. UNF (12/4/22)
Career..... 8, 2x, last vs. UNF (12/4/22)

Blocks

22-23 .. 1, 3x, last at Wake Forest (1/29/23)
Career.. 1, 4x, last at Wake Forest (1/29/23)

Field Goals Made

22-23 8, vs. UNF (12/4/22)
Career..... 8, vs. UNF (12/4/22)

Field Goals Attempted

22-23 11, 2x, last at Florida St. (12/21/22)
Career..... 12, vs. FAU (11/18/21)

3-Point Field Goals Made

22-23 2, vs. UNF (12/4/22)
Career..... 2, 2x, last vs. UNF (12/4/22)

3-Point Field Goals Attempted

22-23 5, vs. UNF (12/4/22)
Career..... 5, vs. UNF (12/4/22)

Free Throws Made

22-23 8, at Florida St. (12/21/22)
Career..... 8, at Florida St. (12/21/22)

Free Throws Attempted

22-23 9, at Florida St. (12/21/22)
Career..... 9, at Florida St. (12/21/22)

Double-Doubles

22-23
Career.....

Double-Digit Game

22-23 7
Career..... 11

2022-23 game-by-game

Opponent	Date	GS	MIN	Total		3-Pointers		Free throws		Rebounds				PF	A	TO	BLK	STL	PTS	AVG
				FG-FGA	PCT	3FG-3FGA	PCT	FT-FTA	PCT	OFF	DEF	TOT	AVG							
UMES	11/07/2022		14:24	2-5	.400	0-1	.000	1-2	.500	0	2	2	2.0	3	1	1	0	1	5	5.0
Stetson	11/10/2022		13:45	1-3	.333	0-1	.000	0-0	.000	0	1	1	1.5	1	0	1	0	0	2	3.5
Boston U.	11/13/2022		16:17	2-6	.333	0-0	.000	0-0	.000	1	1	2	1.7	0	0	1	0	1	4	3.7
Fla. Atlantic	11/16/2022		20:27	7-8	.875	0-0	.000	0-1	.000	1	3	4	2.3	4	5	1	1	3	14	6.3
at DePaul	11/20/2022		22:33	2-4	.500	0-1	.000	2-2	1.000	5	0	5	2.8	3	1	4	0	1	6	6.2
at Loyola Chicago	11/22/2022		17:13	3-5	.600	0-1	.000	0-0	.000	1	4	5	3.2	1	1	2	0	0	6	6.2
N.C. A&T	11/25/2022		18:33	3-5	.600	1-1	1.000	4-4	1.000	0	1	1	2.9	1	2	3	0	5	11	6.9
Columbia	11/27/2022		27:00	3-6	.500	0-0	.000	3-4	.750	1	5	6	3.3	2	2	4	0	1	9	7.1
Michigan	12/01/2022		29:21	5-10	.500	0-1	.000	2-6	.333	4	4	8	3.8	4	0	3	1	3	12	7.7
North Florida	12/04/2022		22:19	8-11	.727	2-5	.400	2-2	1.000	1	0	1	3.5	3	3	2	0	8	20	8.9
Florida	12/11/2022		11:52	0-2	.000	0-1	.000	0-0	.000	0	0	0	3.2	1	0	3	1	0	0	8.1
at Florida St.	12/21/2022		25:29	7-11	.636	1-1	1.000	8-9	.889	3	1	4	3.3	5	4	2	0	3	23	9.3
Notre Dame	12/29/2022		22:57	4-9	.444	0-1	.000	2-3	.667	2	3	5	3.4	1	2	1	0	3	10	9.4
at Pittsburgh	01/01/2023		10:35	1-1	1.000	0-0	.000	0-0	.000	0	2	2	3.3	1	2	1	0	1	2	8.9
North Carolina	01/05/2023		02:52	0-0	.000	0-0	.000	0-0	.000	0	0	0	3.1	2	0	1	0	0	0	8.3
Virginia Tech	01/08/2023		15:13	2-3	.667	0-1	.000	2-2	1.000	0	0	0	2.9	1	1	2	0	0	6	8.1
at Georgia Tech	01/12/2023		18:49	2-3	.667	0-0	.000	0-0	.000	1	3	4	2.9	4	3	4	1	0	4	7.9
Wake Forest	01/15/2023		07:07	0-0	.000	0-0	.000	0-0	.000	0	1	1	2.8	0	0	0	0	1	0	7.4
at NC State	01/19/2023		03:13	0-0	.000	0-0	.000	0-0	.000	0	0	0	2.7	1	0	2	0	0	0	7.1
Boston College	01/26/2023		23:36	4-7	.571	1-2	.500	3-4	.750	1	3	4	2.8	2	2	3	0	5	12	7.3
at Wake Forest	01/29/2023		20:02	2-3	.667	0-0	.000	0-1	.000	1	2	3	2.8	1	0	3	1	0	4	7.1
at Clemson	02/02/2023		05:15	0-2	.000	0-0	.000	0-0	.000	0	0	0	2.6	1	0	0	0	0	0	6.8
Georgia Tech	02/05/2023		05:59	0-2	.000	0-0	.000	0-0	.000	2	5	7	2.8	1	1	2	0	1	0	6.5
Florida St.	02/09/2023		06:17	0-1	.000	0-0	.000	4-4	1.000	1	1	2	2.8	3	0	0	0	0	4	6.4
at Duke	02/12/2023		12:43	0-2	.000	0-0	.000	0-0	.000	0	0	0	2.7	3	0	3	1	0	0	6.2
Clemson	02/16/2023		02:13	0-0	.000	0-0	.000	0-0	.000	0	0	0	2.6	0	0	2	0	0	0	5.9
at Syracuse	02/19/2023		13:08	3-5	.600	1-1	1.000	1-2	.500	0	1	1	2.5	3	1	2	0	1	8	6.0
at Louisville	02/23/2023		05:19	0-1	.000	0-0	.000	2-2	1.000	0	2	2	2.5	1	1	1	0	0	2	5.9
Virginia	02/26/2023		02:32	0-1	.000	0-0	.000	0-0	.000	1	2	3	2.5	2	0	0	0	0	0	5.7
Totals			0 417:02	61-116	.526	6-18	.333	36-48	.750	26	47	73	2.5	55	32	54	6	38	164	5.7

Player Averages

Games Played	Minutes/game	Points/game	FG Pct	3FG Pct	FT Pct	Rebounds/game	Assists/game	Turnovers/game	Assist/Turnover ratio	Steals/game	Blocks/game
29	14.4	5.7	52.6	33.3	75.0	2.5	1.1	1.9	0.6	1.3	0.2

CAREER STATS

SEASON	TEAM	GP-GS	MIN/AVG	Field Goals		3-Point		F-Throws		Rebounds				Scoring						
				FG-FGA	FG%	3FG-3FGA	3FG%	FT-FTA	FT%	OFF	DEF	TOT	AVG	PF-FO	A	TO	BLK	STL	PTS	AVG
2021-22	UM	30-0	341/11.4	35-100	.350	5-24	.208	30-47	.638	26	26	52	1.7	56-1	21	27	2	38	105	3.5
2022-23	UM	29-0	417/14.4	61-116	.526	6-18	.333	36-48	.750	26	47	73	2.5	55-1	32	54	6	38	164	5.7
TOTAL		59-0	758/12.8	96-216	.444	11-42	.262	66-95	.695	52	73	125	2.1	111-2	53	81	8	76	269	4.6



G • Haley Cavinder
Sr. • 5-6 • Gilbert, Ariz.

- Has tallied 20 double-digit scoring games this season and has eclipsed the 20-point mark three times
- Paces the Hurricanes in scoring (12.8) and is second in assists per game (2.5)
- One of just six ACC players to record a 30-point game (33) this season
- Three-time All-Mountain West Team member, 2021 Mountain West Player of the Year and 2020 Freshman of the Year
- Set NCAA record for free-throw percentage in a season at 97.3 percent, making 109-of-112 free throws
- Recorded three triple-doubles in 2021-22, becoming the 20th player in NCAA history to tally three-plus in a season
- Has scored 20-plus points in 44 games and has tallied 22 double-doubles in her career
- Father, Tom, played basketball at Nova Southeastern

14

PLAYER HIGHS

Minutes	
22-23	42, vs. Florida (12/11/22)
Career	45, vs. Boise State (3/4/20)*
Points	
22-23	33, vs. Florida St. (2/9/23)
Career	33, vs. Florida St. (2/9/23)
Rebounds	
22-23	9, 2x, last at Clemson (2/2/23)
Career	15, at San Jose State (1/4/20)*
Assists	
22-23	6, 2x, last at Pitt (1/1/23)
Career	13, vs. San Jose State (1/15/22)*
Steals	
22-23	2, 3x, last at Pitt (1/1/23)
Career	6, at UNLV (12/3/19)*
Blocks	
22-23	1, 2x, last at Louisville (2/23/23)
Career	2, 2x, last at San Diego State (2/21/21)*
Field Goals Made	
22-23	10, vs. Florida (12/11/22)
Career	12, 2x, last at Utah State (3/2/22)*
Field Goals Attempted	
22-23	17, vs. Florida St. (2/9/23)
Career	23, 2x, last at Utah State (3/2/22)*
3-Point Field Goals Made	
22-23	7, vs. Florida St. (2/9/23)
Career	7, 2x, last vs. Florida St. (2/9/23)
3-Point Field Goals Attempted	
22-23	11, at Pitt (1/1/23)
Career	14, at New Mexico (2/1/20)*
Free Throws Made	
22-23	10, vs. Florida St. (2/9/23)
Career	11, 2x, last vs. CSUN (11/23/21)*
Free Throws Attempted	
22-23	10, 2x, last vs. Florida St. (2/9/23)
Career	12, vs. Nevada (1/14/21)
Double-Doubles	
22-23	
Career	22
Double-Digit Game	
22-23	20
Career	97

2022-23 game-by-game

Opponent	Date	GS	MIN	Total			3-Pointers			Free throws			Rebounds				PF	A	TO	BLK	STL	PTS	AVG
				FG-FGA	PCT	3FG-3FGA	PCT	FT-FTA	PCT	OFF	DEF	TOT	AVG										
UMES	11/07/2022	*	17:57	3-6	.500	3-6	.500	0-0	.000	4	0	4	4.0	1	1	2	0	1	9	9.0			
Stetson	11/10/2022	*	25:54	6-9	.667	3-4	.750	3-3	1.000	1	3	4	4.0	1	2	0	0	1	18	13.5			
Boston U.	11/13/2022	*	23:20	2-5	.400	2-5	.400	3-3	1.000	1	4	5	4.3	2	5	0	0	2	9	12.0			
Fla. Atlantic	11/16/2022	*	24:23	3-9	.333	1-6	.167	0-0	.000	1	5	6	4.8	2	4	2	0	1	7	10.8			
at DePaul	11/20/2022	*	32:00	4-12	.333	3-7	.429	0-0	.000	1	3	4	4.6	2	2	3	0	0	11	10.8			
at Loyola Chicago	11/22/2022	*	29:57	1-7	.143	0-2	.000	0-0	.000	0	6	6	4.8	0	3	0	1	1	2	9.3			
N.C. A&T	11/25/2022	*	17:01	4-7	.571	3-4	.750	0-0	.000	0	2	2	4.4	2	1	0	0	0	11	9.6			
Columbia	11/27/2022	*	25:46	3-13	.231	1-6	.167	0-0	.000	2	3	5	4.5	2	0	1	0	0	7	9.3			
Michigan	12/01/2022	*	36:26	6-13	.462	0-3	.000	5-6	.833	0	6	6	4.7	2	3	2	0	1	17	10.1			
North Florida	12/04/2022	*	26:32	3-9	.333	2-6	.333	2-3	.667	4	1	5	4.7	1	4	1	0	2	10	10.1			
Florida	12/11/2022	*	42:13	10-14	.714	5-8	.625	0-0	.000	1	3	4	4.6	1	6	2	0	0	25	11.5			
at Florida St.	12/21/2022	*	36:56	7-15	.467	3-6	.500	0-0	.000	3	5	8	4.9	1	3	3	0	1	17	11.9			
Notre Dame	12/29/2022	*	35:39	4-13	.308	2-3	.667	2-2	1.000	2	3	5	4.9	0	2	1	0	0	12	11.9			
at Pittsburgh	01/01/2023	*	34:44	7-15	.467	5-11	.455	2-2	1.000	4	5	9	5.2	1	6	2	0	2	21	12.6			
North Carolina	01/05/2023	*	39:34	5-12	.417	2-4	.500	4-4	1.000	1	3	4	5.1	2	3	2	0	1	16	12.8			
Virginia Tech	01/08/2023	*	35:36	6-12	.500	2-4	.500	5-5	1.000	0	4	4	5.1	1	4	2	0	1	19	13.2			
at Georgia Tech	01/12/2023	*	26:45	3-8	.375	0-1	.000	8-10	.800	0	3	3	4.9	2	3	1	0	1	14	13.2			
Wake Forest	01/15/2023	*	29:46	2-10	.200	1-6	.167	4-4	1.000	0	3	3	4.8	0	1	1	0	1	9	13.0			
at NC State	01/19/2023	*	31:52	7-16	.438	1-4	.250	0-0	.000	1	1	2	4.7	4	0	2	0	0	15	13.1			
Boston College	01/26/2023	*	25:29	4-8	.500	2-3	.667	0-0	.000	0	2	2	4.6	4	2	3	0	1	10	13.0			
at Wake Forest	01/29/2023	*	34:29	3-7	.429	1-3	.333	2-2	1.000	1	1	2	4.4	3	2	0	0	0	9	12.8			
at Clemson	02/02/2023	*	34:20	1-8	.125	0-3	.000	0-0	.000	3	6	9	4.6	2	1	4	0	1	2	12.3			
Georgia Tech	02/05/2023	*	21:25	2-11	.182	0-4	.000	0-0	.000	1	3	4	4.6	1	4	2	0	0	4	11.9			
Florida St.	02/09/2023	*	34:27	8-17	.471	7-10	.700	10-10	1.000	0	6	6	4.7	2	2	1	0	0	33	12.8			
at Duke	02/12/2023	*	38:40	4-10	.400	2-3	.667	0-0	.000	0	1	1	4.5	0	0	1	0	1	10	12.7			
Clemson	02/16/2023	*	33:12	6-11	.545	2-6	.333	3-3	1.000	0	2	2	4.4	3	3	4	0	0	17	12.8			
at Syracuse	02/19/2023	*	29:32	4-12	.333	0-3	.000	3-4	.750	1	2	3	4.4	2	1	1	0	2	11	12.8			
at Louisville	02/23/2023	*	34:19	6-13	.462	4-7	.571	0-0	.000	2	6	8	4.5	0	0	2	1	0	16	12.9			
Virginia	02/26/2023	*	31:09	3-9	.333	1-5	.200	4-6	.667	0	6	6	4.6	0	5	2	0	1	11	12.8			
Totals			29	889:23	127-311	.408	58-143	.406	60-67	.896	34	98	132	4.6	44	73	47	2	22	372	12.8		

Player Averages

Games Played	Minutes/game	Points/game	FG Pct	3FG Pct	FT Pct	Rebounds/game	Assists/game	Turnovers/game	Assist/Turnover ratio	Steals/game	Blocks/game
29	30.7	12.8	40.8	40.6	89.6	4.6	2.5	1.6	1.6	0.8	0.1

CAREER STATS

SEASON	TEAM	GP-GS	MIN/AVG	Field Goals		3-Point		F-Throws		Rebounds				Scoring						
				FG-FGA	FG%	3FG-3FGA	3FG%	FT-FTA	FT%	OFF	DEF	TOT	AVG	PF-FO	A	TO	BLK	STL	PTS	AVG
2019-20	Fresno	32-31	1100/34.4	189-491	.385	85-248	.343	49-72	.681	38	195	233	7.3	58-0	117	77	7	47	512	16.0
2020-21	Fresno	28-27	1027/36.7	204-479	.426	58-177	.328	88-104	.846	34	177	211	7.5	36-0	105	71	13	47	554	19.8
2021-22	Fresno	29-29	1105/38.1	204-457	.446	56-150	.373	109-112	.973	40	234	274	9.4	47-2	166	84	4	43	573	19.8
2022-23	UM	29-29	889/30.7	127-311	.408	58-143	.406	60-67	.896	34	98	132	4.6	44-0	73	47	2	22	372	12.8
TOTAL FOR UM		29-29	889/30.7	127-311	.408	58-143	.406	60-67	.896	34	98	132	4.6	44-0	73	47	2	22	372	12.8
TOTAL		118-116	4122/34.9	724-1738	.417	257-718	.358	306-355	.862	146	704	850	7.2	185-2	461	279	26	159	2011	17.0



G • Hanna Cavinder
Sr. • 5-6 • Gilbert, Ariz.

- Tallied her first double-digit game as a Hurricane against North Florida (12/4)
- Recorded seven 20-point games in 2021-22
- Two-time All-Mountain West Team member (2020, 2021)
- Three-time Mountain West Player of the Week
- Has recorded 20-plus points in a game 25 times in her career
- Named Arizona 5A Offensive Player of the year as a high school senior
- Father, Tom, played basketball at Nova Southeastern

15

PLAYER HIGHS

Minutes

22-2326, vs. Stetson (11/10/22)
Career... 45, 2x, last at Utah State (3/2/22)*

Points

22-2315, vs. Virginia (2/26/23)
Career.....32, vs. UNLV (2/27/21)*

Rebounds

22-235, at Loyola (11/22/22)
Career...9, 2x, last at CSU Bakersfield (12/11/21)*

Assists

22-235, vs. Boston U (11/13/22)
Career...9, 2x, last vs. UC Merced (12/28/19)*

Steals

22-233, vs. Boston College (1/26/23)
Career.....6, vs. UC Merced (12/28/19)*

Blocks

22-23
Career.....1, 9x, last vs. Nevada (2/14/22)*

Field Goals Made

22-235, vs. Virginia (2/26/23)
Career.....13, vs. UNLV (2/27/21)

Field Goals Attempted

22-239, at Loyola (11/22/22)
Career.....20, 4x, last vs. Rice (3/20/21)*

3-Point Field Goals Made

22-235, vs. Virginia (2/26/23)
Career.....5, vs. Virginia (2/26/23)

3-Point Field Goals Attempted

22-237, vs. Virginia (2/26/23)
Career.....8, at New Mexico (1/22/22)*

Free Throws Made

22-236, vs. NC A&T (11/25/22)
Career...10, 2x, last vs. San Jose State (1/15/22)*

Free Throws Attempted

22-238, vs. NC A&T (11/25/22)
Career..11, 2x, last vs. San Jose State (1/15/22)*

Double-Doubles

22-23
Career.....3

Double-Digit Game

22-234
Career.....82

2022-23 game-by-game

Opponent	Date	GS	MIN	Total		3-Pointers		Free throws		Rebounds				PF	A	TO	BLK	STL	PTS	AVG
				FG-FGA	PCT	3FG-3FGA	PCT	FT-FTA	PCT	OFF	DEF	TOT	AVG							
UMES	11/07/2022		23:21	2-6	.333	1-5	.200	3-4	.750	0	2	2	2.0	0	2	1	0	1	8	8.0
Stetson	11/10/2022		25:34	0-4	.000	0-4	.000	0-0	.000	0	3	3	2.5	2	4	2	0	0	0	4.0
Boston U.	11/13/2022		21:37	2-5	.400	1-2	.500	0-0	.000	0	1	1	2.0	1	5	2	0	2	5	4.3
Fla. Atlantic	11/16/2022		22:32	2-5	.400	0-2	.000	0-0	.000	0	2	2	2.0	1	0	1	0	0	4	4.3
at DePaul	11/20/2022		04:24	0-1	.000	0-0	.000	0-0	.000	0	0	0	1.6	0	1	1	0	0	0	3.4
at Loyola Chicago	11/22/2022		18:29	4-9	.444	1-5	.200	0-0	.000	2	3	5	2.2	1	1	1	0	0	9	4.3
N.C. A&T	11/25/2022		23:09	0-2	.000	0-2	.000	6-8	.750	0	3	3	2.3	1	3	1	0	2	6	4.6
Columbia	11/27/2022		01:03	0-0	.000	0-0	.000	0-0	.000	0	0	0	2.0	0	0	0	0	0	0	4.0
Michigan	12/01/2022		03:25	0-0	.000	0-0	.000	0-0	.000	0	0	0	1.8	1	0	0	0	0	0	3.6
North Florida	12/04/2022		20:40	4-7	.571	2-4	.500	1-1	1.000	1	3	4	2.0	1	2	0	0	2	11	4.3
Florida	12/11/2022		11:16	0-2	.000	0-1	.000	0-0	.000	0	1	1	1.9	1	0	0	0	0	0	3.9
at Florida St.	12/21/2022		04:59	0-1	.000	0-0	.000	0-0	.000	0	2	2	1.9	0	1	0	0	0	0	3.6
at Pittsburgh	01/01/2023		04:39	0-0	.000	0-0	.000	0-0	.000	0	0	0	1.8	3	1	1	0	0	0	3.3
North Carolina	01/05/2023		22:59	3-6	.500	3-5	.600	0-0	.000	0	3	3	1.9	0	2	0	0	0	9	3.7
Virginia Tech	01/08/2023		18:00	1-4	.250	0-2	.000	2-2	1.000	0	1	1	1.8	2	2	0	0	0	4	3.7
at Georgia Tech	01/12/2023		23:16	4-7	.571	3-5	.600	0-0	.000	1	2	3	1.9	0	3	0	0	1	11	4.2
Wake Forest	01/15/2023		16:04	1-4	.250	1-3	.333	1-2	.500	1	1	2	1.9	0	0	0	0	0	4	4.2
at NC State	01/19/2023		22:44	1-5	.200	1-5	.200	2-2	1.000	0	1	1	1.8	2	3	0	0	1	5	4.2
Boston College	01/26/2023		11:07	1-2	.500	0-1	.000	0-0	.000	0	0	0	1.7	0	2	0	0	3	2	4.1
at Wake Forest	01/29/2023		26:30	1-3	.333	0-2	.000	0-0	.000	0	1	1	1.7	1	2	0	0	0	2	4.0
at Clemson	02/02/2023		30:52	2-7	.286	1-4	.250	0-0	.000	1	1	2	1.7	0	1	2	0	0	5	4.0
Georgia Tech	02/05/2023		22:19	3-4	.750	2-3	.667	4-4	1.000	0	0	0	1.6	0	1	1	0	1	12	4.4
Florida St.	02/09/2023		16:16	0-3	.000	0-2	.000	0-0	.000	0	1	1	1.6	2	4	0	0	1	0	4.2
at Duke	02/12/2023		24:27	1-2	.500	0-1	.000	0-0	.000	0	1	1	1.6	0	0	1	0	0	2	4.1
Clemson	02/16/2023		15:53	0-2	.000	0-1	.000	0-0	.000	0	1	1	1.6	0	1	2	0	0	0	4.0
at Syracuse	02/19/2023		05:39	0-0	.000	0-0	.000	0-0	.000	0	0	0	1.5	0	0	1	0	0	0	3.8
at Louisville	02/23/2023		19:45	0-4	.000	0-3	.000	0-0	.000	0	1	1	1.5	0	3	2	0	0	0	3.7
Virginia	02/26/2023		25:26	5-7	.714	5-7	.714	0-0	.000	0	0	0	1.4	0	2	3	0	0	15	4.1
Totals			0 486:25	37-102	.363	21-69	.304	19-23	.826	6	34	40	1.4	19	46	22	0	14	114	4.1

Player Averages

Games Played	Minutes/game	Points/game	FG Pct	3FG Pct	FT Pct	Rebounds/game	Assists/game	Turnovers/game	Assist/Turnover ratio	Steals/game	Blocks/game
28	17.4	4.1	36.3	30.4	82.6	1.4	1.6	0.8	2.1	0.5	0.0

CAREER STATS

SEASON	TEAM	GP-GS	MIN/AVG	Field Goals		3-Point		F-Throws		Rebounds				Scoring						
				FG-FGA	FG%	3FG-3FGA	3FG%	FT-FTA	FT%	OFF	DEF	TOT	AVG	PF-FO	A	TO	BLK	STL	PTS	AVG
2019-20	Fresno	32-31	1123/35.1	182-418	.435	22-103	.214	116-141	.823	21	58	79	2.5	41-1	118	79	3	56	502	15.7
2020-21	Fresno	28-27	985/35.2	191-412	.464	26-87	.299	69-99	.697	22	79	101	3.6	52-0	109	75	4	50	477	17.0
2021-22	Fresno	29-29	1075/37.1	157-401	.392	42-116	.362	66-82	.805	14	97	111	3.8	48-1	107	74	2	51	422	14.6
2022-23	UM	28-0	486/17.4	37-102	.363	21-69	.304	19-23	.826	6	34	40	1.4	19-0	46	22	0	14	114	4.1
TOTAL FOR UM		28-0	486/17.4	37-102	.363	21-69	.304	19-23	.826	6	34	40	1.4	19-0	46	22	0	14	114	4.1
TOTAL		117-87	3669/31.4	567-1333	.425	111-375	.296	270-345	.783	63	268	331	2.8	160-2	380	250	9	171	1515	12.9



F • Lola Pemande
Sr. • 6-4 • Almeria, Spain

21

- Hauled in a season-high nine boards against Florida State (2/9)
- Set a new scoring as a Hurricane with 21 points at NC State (1/19)
- Tallied her first double-double as a Cane with 11 points and a career-high 15 rebounds against Robert Morris last season
- Transferred to Miami from Utah after her sophomore year
- Earned PAC-12 All-Freshman honorable mention status in 2019-20 season
- Named the John R. Wooden Southern California High School Player of the Year in 2018
- In High school, was named MaxPreps California All-State honorable mention as a senior after being MaxPreps Player of the Game 14 times at Ribet Academy.
- Played internationally for the Spain National Team; was named the Star of the Generation for the 2000s by the Spanish National Team organization.

PLAYER HIGHS

Minutes
22-23 31, 2x, last at Clemson (2/2/23)
Career..... 33, at Oregon (1/5/20)

Points
22-23 21, at NC State (1/19/23)
Career..... 21, 2x, last at NC State (1/19/23)

Rebounds
22-23 9, vs. Florida St. (2/9/23)
Career..... 15, vs. Robert Morris (12/12/21)

Assists
22-23 2, 3x, last vs. Florida (12/11/22)
Career..... 3*, vs. Stanford (2/14/20)

Steals
22-23 3, vs. Columbia (11/27/22)
Career..... 3, 6x, last vs. Columbia (11/27/22)

Blocks
22-23 3, vs. Florida St. (2/9/23)
Career..... 4, 4x, last at Boston Coll. (1/23/22)

Field Goals Made
22-23 8, at NC State (1/19/23)
Career..... 9, vs. Colorado (12/29/19)

Field Goals Attempted
22-23 11, 2x, last at Clemson (2/2/23)
Career..... 15, vs. Providence (12/16/19)

3-Point Field Goals Made
22-23
Career.....

3-Point Field Goals Attempted
22-23
Career..... 2, vs. Washington St (11/25/21)

Free Throws Made
22-23 6, 2x, last vs. Virginia (2/26/23)
Career..... 9, vs. Oregon State (2/1/20)

Free Throws Attempted
22-23 8, 3x, last vs. Virginia (2/26/23)
Career..... 11, at Stanford (2/7/21)

Double-Doubles
22-23
Career... 4, last vs. Robert Morris (12/12/21)

Double-Digit Game
22-23 7
Career..... 34

2022-23 game-by-game

Opponent	Date	GS	MIN	Total		3-Pointers		Free throws		Rebounds				PF	A	TO	BLK	STL	PTS	AVG	
				FG-FGA	PCT	3FG-3FGA	PCT	FT-FTA	PCT	OFF	DEF	TOT	AVG								
UMES	11/07/2022	*	22:14	2-7	.286	0-0	.000	1-2	.500	4	2	6	6.0	4	1	1	0	2	5	5.0	
Stetson	11/10/2022	*	20:52	7-9	.778	0-0	.000	0-1	.000	4	3	7	6.5	0	2	2	1	1	14	9.5	
Boston U.	11/13/2022	*	10:16	2-4	.500	0-0	.000	2-2	1.000	0	2	2	5.0	2	0	3	0	0	6	8.3	
Fla. Atlantic	11/16/2022	*	14:33	1-2	.500	0-0	.000	4-5	.800	2	4	6	5.3	0	0	1	1	0	6	7.8	
at DePaul	11/20/2022	*	18:48	2-4	.500	0-0	.000	3-4	.750	2	0	2	4.6	3	1	3	0	0	7	7.6	
at Loyola Chicago	11/22/2022	*	14:46	5-8	.625	0-0	.000	0-0	.000	0	2	2	4.2	4	1	2	1	1	10	8.0	
N.C. A&T	11/25/2022	*	17:48	4-7	.571	0-0	.000	1-2	.500	3	1	4	4.1	3	0	1	1	1	9	8.1	
Columbia	11/27/2022	*	27:41	2-9	.222	0-0	.000	0-2	.000	4	2	6	4.4	5	1	1	2	3	4	7.6	
Michigan	12/01/2022	*	17:52	2-4	.500	0-0	.000	2-4	.500	4	0	4	4.3	5	1	2	0	2	6	7.4	
North Florida	12/04/2022	*	23:47	3-4	.750	0-0	.000	1-2	.500	1	2	3	4.2	0	2	1	0	1	7	7.4	
Florida	12/11/2022	*	30:41	0-6	.000	0-0	.000	3-4	.750	3	3	6	4.4	4	2	2	0	1	3	7.0	
at Florida St.	12/21/2022	*	26:38	2-7	.286	0-0	.000	2-2	1.000	5	3	8	4.7	4	0	2	2	1	6	6.9	
Notre Dame	12/29/2022	*	22:24	4-9	.444	0-0	.000	0-0	.000	0	2	2	4.5	3	0	2	1	2	8	7.0	
at Pittsburgh	01/01/2023	*	29:02	7-10	.700	0-0	.000	4-5	.800	1	2	3	4.4	2	1	4	0	0	18	7.8	
North Carolina	01/05/2023	*	16:45	2-4	.500	0-0	.000	0-0	.000	2	0	2	4.2	2	0	6	0	1	4	7.5	
Virginia Tech	01/08/2023	*	18:14	3-4	.750	0-0	.000	0-0	.000	0	3	3	4.1	4	1	0	0	0	6	7.4	
at Georgia Tech	01/12/2023	*	21:58	1-2	.500	0-0	.000	2-2	1.000	0	2	2	4.0	2	1	1	0	1	4	7.2	
Wake Forest	01/15/2023	*	09:23	1-4	.250	0-0	.000	0-0	.000	1	1	2	3.9	0	1	0	1	0	2	6.9	
at NC State	01/19/2023	*	28:19	8-11	.727	0-0	.000	5-8	.625	3	5	8	4.1	1	2	1	1	1	21	7.7	
Boston College	01/26/2023	*	12:35	1-5	.200	0-0	.000	0-0	.000	1	0	1	4.0	2	0	0	1	1	2	7.4	
at Wake Forest	01/29/2023	*	20:16	3-4	.750	0-0	.000	6-6	1.000	1	4	5	4.0	2	0	2	2	1	12	7.6	
at Clemson	02/02/2023	*	30:39	5-11	.455	0-0	.000	5-8	.625	3	1	4	4.0	4	0	1	2	1	15	8.0	
Georgia Tech	02/05/2023	*	24:08	2-6	.333	0-0	.000	2-2	1.000	4	3	7	4.1	3	1	1	0	2	6	7.9	
Florida St.	02/09/2023	*	23:18	0-3	.000	0-0	.000	0-0	.000	2	7	9	4.3	5	3	0	3	0	0	7.5	
at Duke	02/12/2023	*	26:16	2-5	.400	0-0	.000	5-6	.833	1	1	2	4.2	1	0	0	0	0	9	7.6	
Clemson	02/16/2023	*	20:16	2-2	1.000	0-0	.000	1-2	.500	2	0	2	4.2	2	0	1	0	1	5	7.5	
at Syracuse	02/19/2023	*	23:42	7-10	.700	0-0	.000	1-1	1.000	1	4	5	4.2	3	1	1	0	0	15	7.8	
at Louisville	02/23/2023	*	19:25	4-5	.800	0-0	.000	1-1	1.000	1	1	2	4.1	4	0	3	0	0	9	7.8	
Virginia	02/26/2023	*	17:22	0-2	.000	0-0	.000	6-8	.750	2	1	3	4.1	3	2	1	0	1	6	7.8	
Totals			29	609:58	84-168	.500	0-0	.000	57-79	.722	57	61	118	4.1	77	24	45	19	25	225	7.8

Player Averages

Games Played	Minutes/game	Points/game	FG Pct	3FG Pct	FT Pct	Rebounds/game	Assists/game	Turnovers/game	Assist/Turnover ratio	Steals/game	Blocks/game
29	21.0	7.8	50.0	0.0	72.2	4.1	0.8	1.6	0.5	0.9	0.7

CAREER STATS

SEASON	TEAM	GP-GS	MIN/AVG	Field Goals		3-Point		F-Throws		Rebounds				Scoring						
				FG-FGA	FG%	3FG-3FGA	3FG%	FT-FTA	FT%	OFF	DEF	TOT	AVG	PF-FO	A	TO	BLK	STL	PTS	AVG
2019-20	Utah	31-29	722/23.3	136-236	.576	0-0	.000	62-85	.729	63	119	182	5.9	108-3	38	68	34	25	334	10.8
2020-21	Utah	21-9	315/15.0	35-91	.385	0-2	.000	28-47	.596	33	54	87	4.1	56-3	9	36	12	10	98	4.7
2021-22	UM	34-34	661/19.5	99-187	.529	0-3	.000	40-58	.690	59	106	165	4.9	95-3	20	61	28	24	238	7.0
2022-23	UM	29-29	610/21.0	84-168	.500	0-0	.000	57-79	.722	57	61	118	4.1	77-3	24	45	19	25	225	7.8
TOTAL FOR UM		63-63	1271/20.2	183-355	.515	0-3	.000	97-137	.708	116	167	283	4.5	172-6	44	106	47	49	463	7.3
TOTAL		115-101	2308/20.1	354-682	.519	0-5	.000	187-269	.695	212	340	552	4.8	336-12	91	210	93	84	895	7.8



F • Chiso Okafor
So. • 6-1 • Mataró, Spain

22

- Will miss the 2022-23 season due to offseason surgery
- Recorded her first points as a Cane in the 2021-22 season opener against Jackson State
- Competed at the 2019 FIBA U16 Women's European Championship in Skopje, Macedonia; averaged 11.6 points and 7.3 rebounds over seven games
- In a victory over France, tallied 23 points and 10 rebounds for second double-double of the tournament

PLAYER HIGHS

Minutes

22-23
Career..... 7, 2x, last vs. Indiana (11/27/21)

Points

22-23
Career..... 2, vs. Jackson State (11/9/21)

Rebounds

22-23
Career..... 2, 2x, last vs. Indiana (11/27/21)

Assists

22-23
Career..... 1, vs. Stetson (11/14/21)

Steals

22-23
Career..... 1, vs. FAU (11/18/21)

Blocks

22-23
Career..... 1, vs. Beth-Cook (11/12/21)

Field Goals Made

22-23
Career..... 1, vs. Jackson State (11/9/21)

Field Goals Attempted

22-23
Career..... 2, 2x, last vs. Indiana (11/27/21)

3-Point Field Goals Made

22-23
Career.....

3-Point Field Goals Attempted

22-23
Career.....

Free Throws Made

22-23
Career..... 1, vs. Indiana (11/27/21)

Free Throws Attempted

22-23
Career..... 4, vs. Indiana (11/27/21)

Double-Doubles

22-23
Career.....

Double-Digit Game

22-23
Career.....

2022-23 game-by-game

CAREER STATS

				Field Goals		3-Point		F-Throws		Rebounds				Scoring						
SEASON	TEAM	GP-GS	MIN/AVG	FG-FGA	FG%	3FG-3FGA	3FG%	FT-FTA	FT%	OFF	DEF	TOT	AVG	PF-FO	A	TO	BLK	STL	PTS	AVG
2021-22	UM	7-0	26/3.7	1-4	.250	0-0	.000	1-4	.250	2	4	6	0.9	4-0	1	6	1	1	3	0.4
TOTAL		7-0	26/3.7	1-4	.250	0-0	.000	1-4	.250	2	4	6	0.9	4-0	1	6	1	1	3	0.4



F • Lazaria Spearman
Fr. • 6-4 • Dacula, Ga.

- The only ACC freshman to average five-plus points per game and play less than 15 minutes per game
- One of three ACC freshmen to record a double-double this season
- Has scored in double-digits five times this season, including a career-high 19 points at DePaul
- Leads all Miami reserves in rebounding and is second on the bench in scoring (min. 10 games played)
- No. 26 recruit (ASGR Basketball) and No. 30 recruit (espnW HoopGurlz)
- Gwinnett Daily Post All Region 8-AAAAAA Player of the Year
- Dacula's all-time leading scorer and rebounder
- Invited to 2022 U.S. U18 National Team Trials
- Two-time Gwinnett Daily Post Super Six honoree

32

PLAYER HIGHS

Minutes

22-23 19, 2x, last vs. FAU (11/17/22)
Career..... 19, 2x, last vs. FAU (11/17/22)

Points

22-23 19, at DePaul (11/20/22)
Career..... 19, at DePaul (11/20/22)

Rebounds

22-23 11, vs. Florida (12/11/22)
Career..... 11, vs. Florida (12/11/22)

Assists

22-23 2, vs. UNF (12/4/22)
Career..... 2, vs. UNF (12/4/22)

Steals

22-23 ... 2, 4x, last vs. Wake Forest (1/15/23)
Career... 2, 4x, last vs. Wake Forest (1/15/23)

Blocks

22-23 2, vs. Boston College (1/26/23)
Career..... 2, vs. Boston College (1/26/23)

Field Goals Made

22-23 7, at DePaul (11/20/22)
Career..... 7, at DePaul (11/20/22)

Field Goals Attempted

22-23 11, vs. FAU (11/17/22)
Career..... 11, vs. FAU (11/17/22)

3-Point Field Goals Made

22-23 0
Career..... 0

3-Point Field Goals Attempted

22-23 1, 2x, last vs. Boston U (11/13/22)
Career.... 1, 2x, last vs. Boston U (11/13/22)

Free Throws Made

22-23 5, at DePaul (11/20/22)
Career..... 5, at DePaul (11/20/22)

Free Throws Attempted

22-23 7, vs. NC A&T (11/25/22)
Career..... 7, vs. NC A&T (11/25/22)

Double-Doubles

22-23 2
Career..... 2, last vs. Florida (12/11/22)

Double-Digit Game

22-23 5
Career..... 5

2022-23 game-by-game

Opponent	Date	GS	MIN	Total		3-Pointers		Free throws		Rebounds				PF	A	TO	BLK	STL	PTS	AVG	
				FG-FGA	PCT	3FG-3FGA	PCT	FT-FTA	PCT	OFF	DEF	TOT	AVG								
UMES	11/07/2022		18:21	2-7	.286	0-1	.000	2-3	.667	3	1	4	4.0	3	1	3	0	2	6	6.0	
Stetson	11/10/2022		19:08	2-4	.500	0-0	.000	3-5	.600	1	7	8	6.0	2	0	2	0	1	7	6.5	
Boston U.	11/13/2022		14:09	4-8	.500	0-1	.000	2-2	1.000	3	5	8	6.7	4	0	3	0	0	10	7.7	
Fla. Atlantic	11/16/2022		19:16	6-11	.545	0-0	.000	3-5	.600	6	4	10	7.5	0	0	1	1	2	15	9.5	
at DePaul	11/20/2022		17:33	7-7	1.000	0-0	.000	5-5	1.000	0	1	1	6.2	3	0	0	0	0	19	11.4	
at Loyola Chicago	11/22/2022		12:59	1-3	.333	0-0	.000	1-2	.500	0	2	2	5.5	4	0	1	0	1	3	10.0	
N.C. A&T	11/25/2022		19:56	4-6	.667	0-0	.000	4-7	.571	4	1	5	5.4	2	0	1	0	2	12	10.3	
Columbia	11/27/2022		05:27	0-1	.000	0-0	.000	0-0	.000	0	1	1	4.9	1	0	1	1	0	0	9.0	
Michigan	12/01/2022		22:08	2-5	.400	0-0	.000	0-0	.000	3	4	7	5.1	4	2	3	0	0	4	8.4	
North Florida	12/04/2022		16:13	1-1	1.000	0-0	.000	2-2	1.000	2	2	4	5.0	3	2	0	0	0	4	8.0	
Florida	12/11/2022		15:33	4-9	.444	0-0	.000	2-4	.500	6	5	11	5.5	3	0	1	1	1	10	8.2	
at Florida St.	12/21/2022		07:00	0-1	.000	0-0	.000	0-2	.000	2	0	2	5.3	4	0	0	0	0	0	7.5	
Notre Dame	12/29/2022		08:31	2-3	.667	0-0	.000	0-0	.000	1	0	1	4.9	2	0	1	1	0	4	7.2	
at Pittsburgh	01/01/2023		09:51	1-2	.500	0-0	.000	1-3	.333	1	4	5	4.9	1	0	2	0	0	3	6.9	
North Carolina	01/05/2023		20:52	2-4	.500	0-1	.000	3-6	.500	2	5	7	5.1	2	0	1	0	1	7	6.9	
Virginia Tech	01/08/2023		08:10	0-0	.000	0-0	.000	0-0	.000	0	0	0	4.8	4	0	2	0	0	0	6.5	
at Georgia Tech	01/12/2023		14:46	4-5	.800	0-0	.000	0-0	.000	0	1	1	4.5	0	0	0	0	1	8	6.6	
Wake Forest	01/15/2023		15:58	3-4	.750	0-0	.000	0-2	.000	1	4	5	4.6	2	0	1	1	2	6	6.6	
at NC State	01/19/2023		08:17	2-3	.667	0-0	.000	0-0	.000	1	0	1	4.4	0	0	0	0	1	4	6.4	
Boston College	01/26/2023		11:29	2-5	.400	0-0	.000	3-3	1.000	3	0	3	4.3	3	0	0	2	0	7	6.5	
at Wake Forest	01/29/2023		18:04	2-7	.286	0-1	.000	3-4	.750	1	4	5	4.3	2	1	2	0	0	7	6.5	
at Clemson	02/02/2023		14:22	2-6	.333	0-0	.000	0-0	.000	0	4	4	4.3	3	0	1	1	1	4	6.4	
Georgia Tech	02/05/2023		07:09	1-3	.333	0-1	.000	0-0	.000	1	1	2	4.2	4	0	0	1	0	2	6.2	
Florida St.	02/09/2023		07:24	3-3	1.000	0-0	.000	0-1	.000	1	0	1	4.1	1	0	0	0	0	6	6.2	
at Duke	02/12/2023		15:40	1-5	.200	0-0	.000	0-0	.000	3	7	10	4.3	4	0	2	0	1	2	6.0	
Clemson	02/16/2023		10:29	1-2	.500	0-0	.000	0-0	.000	1	1	2	4.2	1	1	0	1	1	2	5.8	
at Syracuse	02/19/2023		08:56	1-2	.500	0-0	.000	0-0	.000	2	0	2	4.1	1	0	1	0	1	2	5.7	
Totals			0	367:41	60-117	.513	0-5	.000	34-56	.607	48	64	112	4.1	63	7	29	10	18	154	5.7

Player Averages

Games Played	Minutes/game	Points/game	FG Pct	3FG Pct	FT Pct	Rebounds/game	Assists/game	Turnovers/game	Assist/Turnover ratio	Steals/game	Blocks/game
27	13.6	5.7	51.3	0.0	60.7	4.1	0.3	1.1	0.2	0.7	0.4

CAREER STATS

SEASON	TEAM	GP-GS	MIN/AVG	Field Goals		3-Point		F-Throws		Rebounds				Scoring						
				FG-FGA	FG%	3FG-3FGA	3FG%	FT-FTA	FT%	OFF	DEF	TOT	AVG	PF-FO	A	TO	BLK	STL	PTS	AVG
2022-23	UM	27-0	368/13.6	60-117	.513	0-5	.000	34-56	.607	48	64	112	4.1	63-0	7	29	10	18	154	5.7
TOTAL		27-0	368/13.6	60-117	.513	0-5	.000	34-56	.607	48	64	112	4.1	63-0	7	29	10	18	154	5.7



F • Latasha Lattimore
So. • 6-4 • Toronto, Ontario, Canada

35

- Will miss the remainder of the 2022-23 season with an ACL injury sustained in early December
- Posted a breakout game against BU, totaling 25 points and 10 rebounds for her second career double-double
- Played in all 32 games as a freshman at Texas
- Totaled three double-digit games in 2021-22
- Helped Texas to the 2022 Big 12 Championship title and NCAAT Elite Eight
- No. 38 prospect coming out of high school in the class of 2021
- Top-ranked Canadian player per ESPN
- Played on the Canadian U23 Women's National Team at GLOBL JAM in 2022

PLAYER HIGHS

Minutes

22-23 22, vs. Boston U (11/13/22)
Career.....30, at Texas Tech (2/9/22)*

Points

22-23 25, vs. Boston U (11/13/22)
Career.....25, vs. Boston U (11/13/22)

Rebounds

22-23 10, vs. Boston U (11/13/22)
Career...10, 2x, last vs. Boston U (11/13/22)

Assists

22-23 1, 4x, last vs. NC A&T (11/25/22)
Career.....3, vs. New Orleans (11/9/21)*

Steals

22-23 3, vs. NC A&T (11/25/22)
Career..... 4, vs. UTRGV (1/9/22)*

Blocks

22-23 2, at Loyola (11/22/22)
Career.....3, at Texas Tech (2/9/22)*

Field Goals Made

22-23 10, vs. Boston U (11/13/22)
Career..... 10, vs. Boston U (11/13/22)

Field Goals Attempted

22-23 14, vs. Boston U (11/13/22)
Career..... 14, vs. Boston U (11/13/22)

3-Point Field Goals Made

22-23 1, 2x, last vs. NC A&T (11/25/22)
Career..... 1, 2x, last vs. NC A&T (11/25/22)

3-Point Field Goals Attempted

22-23 1, 4x, last vs. NC A&T (11/25/22)
Career..... 1, 8x, last vs. NC A&T (11/25/22)

Free Throws Made

22-23 5, vs. UMES (11/7/22)
Career.. 2, 4x, last vs. Oklahoma St. (3/5/22)*

Free Throws Attempted

22-23 7, vs. UMES (11/7/22)
Career.....6, vs. Idaho (12/11/21)

Double-Doubles

22-23 1
Career..... 2, last vs. Boston U (11/13/22)

Double-Digit Game

22-23 2
Career..... 5

2022-23 game-by-game

Opponent	Date	GS	MIN	Total		3-Pointers		Free throws		Rebounds				Other						
				FG-FGA	PCT	3FG-3FGA	PCT	FT-FTA	PCT	OFF	DEF	TOT	AVG	PF	A	TO	BLK	STL	PTS	AVG
UMES	11/07/2022		10:11	3-5	.600	0-0	.000	5-7	.714	4	1	5	5.0	1	1	1	1	0	11	11.0
Stetson	11/10/2022		15:16	0-1	.000	0-1	.000	2-2	1.000	0	2	2	3.5	2	1	4	0	0	2	6.5
Boston U.	11/13/2022		21:55	10-14	.714	1-1	1.000	4-5	.800	4	6	10	5.7	1	0	1	1	0	25	12.7
Fla. Atlantic	11/16/2022		22:15	3-6	.500	0-1	.000	1-2	.500	0	1	1	4.5	1	1	1	1	1	7	11.3
at DePaul	11/20/2022		07:34	1-1	1.000	0-0	.000	0-0	.000	0	0	0	3.6	0	0	0	0	0	2	9.4
at Loyola Chicago	11/22/2022		14:20	3-6	.500	0-0	.000	0-0	.000	0	2	2	3.3	1	0	1	2	1	6	8.8
N.C. A&T	11/25/2022		18:07	3-6	.500	1-1	1.000	0-1	.000	2	4	6	3.7	0	1	0	0	3	7	8.6
Columbia	11/27/2022		10:12	2-4	.500	0-0	.000	0-0	.000	0	1	1	3.4	0	0	0	0	0	4	8.0
Michigan	12/01/2022		08:24	2-4	.500	0-0	.000	1-1	1.000	1	1	2	3.2	0	0	1	2	0	5	7.7
Totals		0	128:14	27-47	.574	2-4	.500	13-18	.722	11	18	29	3.2	6	4	9	7	5	69	7.7

Player Averages

Games Played	Minutes/game	Points/game	FG Pct	3FG Pct	FT Pct	Rebounds/game	Assists/game	Turnovers/game	Assist/Turnover ratio	Steals/game	Blocks/game
9	14.2	7.7	57.4	50.0	72.2	3.2	0.4	1.0	0.4	0.6	0.8

CAREER STATS

SEASON	TEAM	GP-GS	MIN/AVG	Field Goals		3-Point		F-Throws		Rebounds				Scoring						
				FG-FGA	FG%	3FG-3FGA	3FG%	FT-FTA	FT%	OFF	DEF	TOT	AVG	PF-FO	A	TO	BLK	STL	PTS	AVG
2021-22	UT	32-1	330/10.3	44-87	.506	0-5	.000	15-39	.385	38	51	89	2.8	32-0	8	30	20	10	103	3.2
2022-23	UM	9-0	128/14.2	27-47	.574	2-4	.500	13-18	.722	11	18	29	3.2	6-0	4	9	7	5	69	7.7
TOTAL FOR UM	9-0	128/14.2	27-47	.574	2-4	.500	13-18	.722	11	18	29	3.2	6-0	4	9	7	5	69	7.7	
TOTAL	41-1	458/11.2	71-134	.530	2-9	.222	28-57	.491	49	69	118	2.9	38-0	12	39	27	15	172	4.2	



C • Kyla Oldacre
Fr. • 6-6 • Mason, Ohio

- Had a career outing against Virginia, setting new highs in scoring (19), rebounding (eight), made field goals (nine) and minutes played (23)
- Missed the first 12 games of the season due to injury
- Recorded five-plus rebounds in a game three times this season
- 2022 McDonald's All-American
- No. 25 recruit in the country, according to espnW HoopGurlz
- Fifth-best post player in the 2022 class
- All-Ohio first-team honoree as a senior
- Invited to 2022 U.S. U18 National Team Trials
- Earned MVP honors at Nike Nationals in 2021 after registering two 20-point outings

44

PLAYER HIGHS

Minutes

22-2323, vs. Virginia (2/26/23)
Career.....23, vs. Virginia (2/26/23)

Points

22-2319, vs. Virginia (2/26/23)
Career.....19, vs. Virginia (2/26/23)

Rebounds

22-238, vs. Virginia (2/26/23)
Career.....8, vs. Virginia (2/26/23)

Assists

22-231, vs. Boston College (1/26/23)
Career.....1, vs. Boston College (1/26/23)

Steals

22-233, vs. UNC (1/5/23)
Career.....3, vs. UNC (1/5/23)

Blocks

22-231, 7x, last vs. Virginia (2/26/23)
Career.....1, 7x, last vs. Virginia (2/26/23)

Field Goals Made

22-239, vs. Virginia (2/26/23)
Career.....9, vs. Virginia (2/26/23)

Field Goals Attempted

22-2311, vs. Virginia (2/26/23)
Career.....11, vs. Virginia (2/26/23)

3-Point Field Goals Made

22-23
Career.....

3-Point Field Goals Attempted

22-23
Career.....

Free Throws Made

22-235, vs. Virginia Tech (1/8/23)
Career.....5, vs. Virginia Tech (1/8/23)

Free Throws Attempted

22-236, vs. Virginia Tech (1/8/23)
Career.....6, vs. Virginia Tech (1/8/23)

Double-Doubles

22-23
Career.....

Double-Digit Game

22-231
Career.....1

2022-23 game-by-game

Opponent	Date	GS	MIN	Total		3-Pointers		Free throws		Rebounds				PF	A	TO	BLK	STL	PTS	AVG	
				FG-FGA	PCT	3FG-3FGA	PCT	FT-FTA	PCT	OFF	DEF	TOT	AVG								
at Florida St.	12/21/2022		04:09	1-1	1.000	0-0	.000	0-0	.000	0	0	0	0.0	2	0	1	0	0	2	2.0	
Notre Dame	12/29/2022		09:05	1-3	.333	0-0	.000	2-2	1.000	1	1	2	1.0	2	0	0	0	0	4	3.0	
at Pittsburgh	01/01/2023		07:41	3-5	.600	0-0	.000	1-2	.500	2	3	5	2.3	4	0	4	1	1	7	4.3	
North Carolina	01/05/2023		12:31	1-3	.333	0-0	.000	0-0	.000	1	2	3	2.5	2	1	2	0	3	2	3.8	
Virginia Tech	01/08/2023		13:36	2-6	.333	0-0	.000	5-6	.833	3	1	4	2.8	2	0	2	0	1	9	4.8	
at Georgia Tech	01/12/2023		07:35	1-1	1.000	0-0	.000	0-0	.000	0	0	0	2.3	1	0	0	0	0	2	4.3	
Wake Forest	01/15/2023		16:26	4-6	.667	0-0	.000	0-0	.000	2	3	5	2.7	2	0	1	0	1	8	4.9	
at NC State	01/19/2023		06:37	0-1	.000	0-0	.000	0-0	.000	0	0	0	2.4	0	0	0	0	1	0	4.3	
Boston College	01/26/2023		15:56	2-2	1.000	0-0	.000	1-2	.500	0	4	4	2.6	2	1	2	1	1	5	4.3	
at Wake Forest	01/29/2023		03:07	0-1	.000	0-0	.000	0-0	.000	0	0	0	2.3	0	0	0	1	0	0	3.9	
Georgia Tech	02/05/2023		11:43	1-3	.333	0-0	.000	2-2	1.000	2	2	4	2.5	0	0	0	0	0	4	3.9	
Florida St.	02/09/2023		09:18	0-3	.000	0-0	.000	0-0	.000	2	3	5	2.7	1	0	1	1	1	0	3.6	
at Duke	02/12/2023		04:48	0-1	.000	0-0	.000	0-0	.000	0	1	1	2.5	0	0	1	0	0	0	3.3	
Clemson	02/16/2023		16:39	3-4	.750	0-0	.000	0-0	.000	0	1	1	2.4	3	0	1	1	0	6	3.5	
at Syracuse	02/19/2023		15:52	1-5	.200	0-0	.000	1-2	.500	3	0	3	2.5	2	1	1	0	0	3	3.5	
at Louisville	02/23/2023		19:28	2-3	.667	0-0	.000	0-0	.000	1	3	4	2.6	3	0	2	1	1	4	3.5	
Virginia	02/26/2023		22:38	9-11	.818	0-0	.000	1-2	.500	2	6	8	2.9	1	0	2	1	2	19	4.4	
Totals			0	197:09	31-59	.525	0-0	.000	13-18	.722	19	30	49	2.9	27	3	20	7	12	75	4.4

Player Averages

Games Played	Minutes/game	Points/game	FG Pct	3FG Pct	FT Pct	Rebounds/game	Assists/game	Turnovers/game	Assist/Turnover ratio	Steals/game	Blocks/game
17	11.6	4.4	52.5	0.0	72.2	2.9	0.2	1.2	0.2	0.7	0.4

CAREER STATS

SEASON	TEAM	GP-GS	MIN/AVG	Field Goals		3-Point		F-Throws		Rebounds				Scoring						
				FG-FGA	FG%	3FG-3FGA	3FG%	FT-FTA	FT%	OFF	DEF	TOT	AVG	PF-FO	A	TO	BLK	STL	PTS	AVG
2022-23	UM	17-0	197/11.6	31-59	.525	0-0	.000	13-18	.722	19	30	49	2.9	27-0	3	20	7	12	75	4.4
TOTAL		17-0	197/11.6	31-59	.525	0-0	.000	13-18	.722	19	30	49	2.9	27-0	3	20	7	12	75	4.4



2022-23 OVERALL STATS

Game Records

Record	Overall	Home	Away	Neutral
ALL GAMES	18-11	14-4	4-7	0-0
CONFERENCE	11-7	8-1	3-6	0-0
NON-CONFERENCE	7-4	6-3	1-1	0-0

Score by Periods

Team	1st	2nd	3rd	4th	OT	TOT
Miami (FL)	504	479	592	477	15	2067
Opponents	462	419	483	463	15	1842

Team Box Score

No.	Player				Total		3-Point		F-Throw		Rebounds				PF DQ A			TO BLK STL			PTS		AVG
		GP-GS	MIN	AVG	FG-FGA	FG%	3FG-3FGA	3FG%	FT-FTA	FT%	OFF	DEF	TOT	AVG				TO	BLK	STL	PTS		
14	CAVINDER, Haley	29-29	889:23	30.7	127-311	.408	58-143	.406	60-67	.896	34	98	132	4.6	44	0	73	47	2	22	372	12.8	
3	HARDEN, Destiny	27-26	746:41	27.7	122-273	.447	26-93	.280	62-88	.705	35	124	159	5.9	59	0	56	54	5	48	332	12.3	
4	ROBERTS, Jasmynne	29-15	625:18	21.6	87-193	.451	25-68	.368	40-58	.690	39	95	134	4.6	57	1	43	33	6	23	239	8.2	
21	PENDANDE, Lola	29-29	609:58	21.0	84-168	.500	0-0	.000	57-79	.722	57	61	118	4.1	77	3	24	45	19	25	225	7.8	
35	LATTIMORE, Latasha	9-0	128:14	14.2	27-47	.574	2-4	.500	13-18	.722	11	18	29	3.2	6	0	4	9	7	5	69	7.7	
12	WILLIAMS, Ja'Leah	29-29	733:20	25.3	87-207	.420	6-27	.222	30-47	.638	34	57	91	3.1	56	0	82	77	5	38	210	7.2	
32	SPEARMAN, Lazaria	27-0	367:41	13.6	60-117	.513	0-5	.000	34-56	.607	48	64	112	4.1	63	0	7	29	10	18	154	5.7	
13	DWYER, Lashae	29-0	417:02	14.4	61-116	.526	6-18	.333	36-48	.750	26	47	73	2.5	55	1	32	54	6	38	164	5.7	
44	OLDACRE, Kyla	17-0	197:09	11.6	31-59	.525	0-0	.000	13-18	.722	19	30	49	2.9	27	0	3	20	7	12	75	4.4	
15	CAVINDER, Hanna	28-0	486:25	17.4	37-102	.363	21-69	.304	19-23	.826	6	34	40	1.4	19	0	46	22	0	14	114	4.1	
5	ERJAVEC, Karla	29-17	567:41	19.6	40-136	.294	13-72	.181	5-6	.833	2	39	41	1.4	21	0	67	46	1	19	98	3.4	
0	SALGUES, Kenza	9-0	41:49	4.6	4-23	.174	3-20	.150	0-0	.000	2	4	6	0.7	3	0	2	2	0	0	11	1.2	
1	JOHNSON SIDI BABA, Moulayna	7-0	39:19	5.6	1-4	.250	0-0	.000	2-3	.667	1	6	7	1.0	1	0	0	3	0	0	4	0.6	
Team											59	59	118				27						
Total		29	5850		768-1756	.437	160-519	.308	371-511	.726	373	736	1109	38.2	488	5	439	468	68	262	2067	71.3	
Opponents		29	5850		678-1639	.414	173-544	.318	313-455	.688	272	660	932	32.1	479	7	417	503	94	188	1842	63.5	

Team Statistics

	UM	OPP
Scoring	2067	1842
Points per game	71.3	63.5
Scoring margin	+7.8	-
Field goals-att	768-1756	678-1639
Field goal pct	.437	.414
3 point fg-att	160-519	173-544
3-point FG pct	.308	.318
3-pt FG made per game	5.5	6.0
Free throws-att	371-511	313-455
Free throw pct	.726	.688
F-Throws made per game	12.8	10.8
Rebounds	1109	932
Rebounds per game	38.2	32.1
Rebounding margin	+6.1	-
Assists	439	417
Assists per game	15.1	14.4
Turnovers	468	503
Turnovers per game	16.1	17.3
Turnover margin	+1.2	-
Assist/turnover ratio	0.9	0.8
Steals	262	188
Steals per game	9.0	6.5
Blocks	68	94
Blocks per game	2.3	3.2
Winning streak	1	-
Home win streak	8	-
Attendance	38143	29672
Home games-Avg/Game	18-2119	11-2697
Neutral site-Avg/Game	-	0-0

Team Results

Date	Opponent		Score	Att.
11/07/2022	UMES	W	83-51	1548
11/10/2022	Stetson	W	80-56	3068
11/13/2022	Boston U.	W	81-46	1708
11/16/2022	Fla. Atlantic	W	75-42	1585
11/20/2022	at DePaul	L	83-98	1237
11/22/2022	at Loyola Chicago	W	63-45	391
11/25/2022	N.C. A&T	W	97-54	1605
11/27/2022	Columbia	L	71-78	1658
12/01/2022	Michigan	L	64-76	1830
12/04/2022	North Florida	W	85-45	1591
12/11/2022	Florida	Lot	73-76	3251
12/21/2022	at Florida St.	L	85-92	3022
12/29/2022	Notre Dame	L	63-66	2153
01/01/2023	at Pittsburgh	W	74-67	636
01/05/2023	North Carolina	W	62-58	2044
01/08/2023	Virginia Tech	W	77-66	1639
01/12/2023	at Georgia Tech	W	69-60	1434
01/15/2023	Wake Forest	W	55-43	1892
01/19/2023	at NC State	L	61-71	5500
01/26/2023	Boston College	W	86-65	2111
01/29/2023	at Wake Forest	L	52-55	1225
02/02/2023	at Clemson	Wot	69-66	1001
02/05/2023	Georgia Tech	W	64-58	3686
02/09/2023	Florida St.	W	86-82	2398
02/12/2023	at Duke	L	40-50	2449
02/16/2023	Clemson	W	59-54	1923
02/19/2023	at Syracuse	L	68-77	4566
02/23/2023	at Louisville	L	57-71	8211
02/26/2023	Virginia	W	85-74	2453



2022-23 ACC STATS

Game Records

Record	Overall	Home	Away	Neutral
ALL GAMES	11-7	8-1	3-6	0-0
CONFERENCE	11-7	8-1	3-6	0-0
NON-CONFERENCE	0-0	0-0	0-0	0-0

Score by Periods

Team	1st	2nd	3rd	4th	OT	TOT
Miami (FL)	278	276	366	285	7	1212
Opponents	302	284	311	274	4	1175

Team Box Score

No.	Player	Total			3-Point		F-Throw		Rebounds				Other				PTS	AVG				
		GP-GS	MIN	AVG	FG-FGA	FG%	3FG-3FGA	3FG%	FT-FTA	FT%	OFF	DEF	TOT	AVG	PF	DQ			A	TO	BLK	STL
14	CAVINDER, Haley	18-18	587:54	32.7	82-207	.396	35-86	.407	47-52	.904	19	62	81	4.5	28	0	42	34	1	13	246	13.7
3	HARDEN, Destiny	16-15	481:17	30.1	77-179	.430	9-51	.176	38-55	.691	18	84	102	6.4	34	0	31	36	2	30	201	12.6
4	ROBERTS, Jasmynne	18-15	460:11	25.6	68-142	.479	19-49	.388	24-35	.686	27	68	95	5.3	40	1	30	26	3	16	179	9.9
21	PENDANDE, Lola	18-18	390:39	21.7	54-104	.519	0-0	.000	40-51	.784	30	40	70	3.9	47	1	13	26	13	13	148	8.2
12	WILLIAMS, Ja'Leah	18-18	456:21	25.4	41-109	.376	1-11	.091	11-15	.733	15	38	53	2.9	32	0	52	46	2	18	94	5.2
44	OLDACRE, Kyla	17-0	197:09	11.6	31-59	.525	0-0	.000	13-18	.722	19	30	49	2.9	27	0	3	20	7	12	75	4.4
15	CAVINDER, Hanna	17-0	310:55	18.3	23-61	.377	16-44	.364	9-10	.900	3	16	19	1.1	10	0	28	13	0	7	71	4.2
13	DWYER, Lashae	18-0	203:18	11.3	25-51	.490	3-6	.500	22-27	.815	12	26	38	2.1	32	1	17	29	3	15	75	4.2
32	SPEARMAN, Lazaria	16-0	186:59	11.7	27-55	.491	0-3	.000	10-21	.476	20	31	51	3.2	34	0	2	13	7	9	64	4.0
5	ERJAVEC, Karla	18-6	324:20	18.0	25-75	.333	5-34	.147	3-4	.750	2	17	19	1.1	12	0	44	24	0	8	58	3.2
1	JOHNSON SIDI BABA, Moulayna	4-0	21:52	5.5	0-2	.000	0-0	.000	1-2	.500	0	5	5	1.3	1	0	0	2	0	0	1	0.3
0	SALGUES, Kenza	3-0	04:04	1.4	0-3	.000	0-3	.000	0-0	.000	0	1	1	0.3	0	0	0	0	0	0	0	0.0
Team											36	34	70				17					
Total		18	3625		453-1047	.433	88-287	.307	218-290	.752	201	452	653	36.3	297	3	262	286	38	141	1212	67.3
Opponents		18	3625		435-1042	.417	114-344	.331	191-278	.687	174	410	584	32.4	270	2	271	269	60	121	1175	65.3

Team Statistics

	UM	OPP
Scoring	1212	1175
Points per game	67.3	65.3
Scoring margin	+2.1	-
Field goals-att	453-1047	435-1042
Field goal pct	.433	.417
3 point fg-att	88-287	114-344
3-point FG pct	.307	.331
3-pt FG made per game	4.9	6.3
Free throws-att	218-290	191-278
Free throw pct	.752	.687
F-Throws made per game	12.1	10.6
Rebounds	653	584
Rebounds per game	36.3	32.4
Rebounding margin	+3.8	-
Assists	262	271
Assists per game	14.6	15.1
Turnovers	286	269
Turnovers per game	15.9	14.9
Turnover margin	-0.9	-
Assist/turnover ratio	0.9	1.0
Steals	141	121
Steals per game	7.8	6.7
Blocks	38	60
Blocks per game	2.1	3.3
Winning streak	1	-
Home win streak	8	-
Attendance	20299	28044
Home games-Avg/Game	9-2255	9-3116
Neutral site-Avg/Game	-	0-0

Team Results

Date	Opponent	Score	Att.
12/21/2022	at Florida St.	L 85-92	3022
12/29/2022	Notre Dame	L 63-66	2153
01/01/2023	at Pittsburgh	W 74-67	636
01/05/2023	North Carolina	W 62-58	2044
01/08/2023	Virginia Tech	W 77-66	1639
01/12/2023	at Georgia Tech	W 69-60	1434
01/15/2023	Wake Forest	W 55-43	1892
01/19/2023	at NC State	L 61-71	5500
01/26/2023	Boston College	W 86-65	2111
01/29/2023	at Wake Forest	L 52-55	1225
02/02/2023	at Clemson	Wot 69-66	1001
02/05/2023	Georgia Tech	W 64-58	3686
02/09/2023	Florida St.	W 86-82	2398
02/12/2023	at Duke	L 40-50	2449
02/16/2023	Clemson	W 59-54	1923
02/19/2023	at Syracuse	L 68-77	4566
02/23/2023	at Louisville	L 57-71	8211
02/26/2023	Virginia	W 85-74	2453



MIAMI GAME-BY-GAME

Opponent	Date	Score	W/L	Total		3-Pointers		Free throws		Rebounds				Other Stats						
				FG-FGA	PCT	3FG-3FGA	PCT	FT-FTA	PCT	OFF	DEF	TOT	AVG	PF	A	TO	BLK	STL	PTS	AVG
UMES	11/07/2022	83-51	W	29-75	.387	6-30	.200	19-27	.704	26	26	52	52.0	16	16	20	5	15	83	83.0
Stetson	11/10/2022	80-56	W	26-56	.464	6-19	.316	22-31	.710	12	32	44	48.0	14	14	16	3	8	80	81.5
Boston U.	11/13/2022	81-46	W	31-70	.443	8-21	.381	11-12	.917	15	29	44	46.7	16	23	15	1	12	81	81.3
Fla. Atlantic	11/16/2022	75-42	W	31-73	.425	4-20	.200	9-15	.600	18	32	50	47.5	15	19	12	5	11	75	79.8
at DePaul	11/20/2022	83-98	L	28-59	.475	7-19	.368	20-26	.769	13	16	29	43.8	20	12	21	0	11	83	80.4
at Loyola Chicago	11/22/2022	63-45	W	29-62	.468	3-16	.188	2-3	.667	8	33	41	43.3	15	17	12	5	6	63	77.5
N.C. A&T	11/25/2022	97-54	W	33-62	.532	10-20	.500	21-30	.700	14	24	38	42.6	16	17	15	1	17	97	80.3
Columbia	11/27/2022	71-78	L	28-68	.412	5-16	.313	10-18	.556	14	29	43	42.6	21	12	14	4	8	71	79.1
Michigan	12/01/2022	64-76	L	24-57	.421	3-14	.214	13-21	.619	19	20	39	42.2	26	11	28	3	9	64	77.4
North Florida	12/04/2022	85-45	W	31-63	.492	12-32	.375	11-15	.733	15	20	35	41.5	13	21	14	1	18	85	78.2
Florida	12/11/2022	73-76	Lot	25-64	.391	8-25	.320	15-23	.652	18	23	41	41.5	19	15	15	2	6	73	77.7
at Florida St.	12/21/2022	85-92	L	31-73	.425	9-21	.429	14-17	.824	18	22	40	41.3	22	16	17	2	9	85	78.3
Notre Dame	12/29/2022	63-66	L	25-72	.347	2-14	.143	11-14	.786	14	23	37	41.0	18	13	13	2	15	63	77.2
at Pittsburgh	01/01/2023	74-67	W	27-60	.450	8-24	.333	12-18	.667	14	30	44	41.2	20	17	24	1	9	74	76.9
North Carolina	01/05/2023	62-58	W	21-51	.412	8-18	.444	12-16	.750	7	28	35	40.8	18	13	20	0	9	62	75.9
Virginia Tech	01/08/2023	77-66	W	26-49	.531	7-16	.438	18-21	.857	5	24	29	40.1	16	13	9	0	2	77	76.0
at Georgia Tech	01/12/2023	69-60	W	26-52	.500	5-17	.294	12-15	.800	6	20	26	39.2	13	18	15	1	9	69	75.6
Wake Forest	01/15/2023	55-43	W	21-53	.396	2-16	.125	11-17	.647	9	27	36	39.1	12	16	14	2	7	55	74.4
at NC State	01/19/2023	61-71	L	25-56	.446	3-16	.188	8-11	.727	8	20	28	38.5	14	12	16	2	8	61	73.7
Boston College	01/26/2023	86-65	W	32-68	.471	4-13	.308	18-25	.720	15	22	37	38.4	19	16	13	5	22	86	74.4
at Wake Forest	01/29/2023	52-55	L	18-43	.419	1-11	.091	15-17	.882	10	24	34	38.2	16	8	14	5	1	52	73.3
at Clemson	02/02/2023	69-66	Wot	29-69	.420	2-14	.143	9-16	.563	16	31	47	38.6	17	12	16	3	7	69	73.1
Georgia Tech	02/05/2023	64-58	W	24-66	.364	3-14	.214	13-16	.813	21	30	51	39.1	14	12	17	1	8	64	72.7
Florida St.	02/09/2023	86-82	W	27-66	.409	11-22	.500	21-25	.840	18	29	47	39.5	19	19	10	4	3	86	73.3
at Duke	02/12/2023	40-50	L	14-44	.318	4-12	.333	8-10	.800	4	26	30	39.1	16	5	15	1	5	40	71.9
Clemson	02/16/2023	59-54	W	24-47	.511	4-12	.333	7-9	.778	6	20	26	38.6	18	17	22	6	9	59	71.4
at Syracuse	02/19/2023	68-77	L	29-63	.460	1-5	.200	9-14	.643	9	26	35	38.4	18	17	15	0	7	68	71.3
at Louisville	02/23/2023	57-71	L	22-54	.407	7-21	.333	6-9	.667	12	21	33	38.3	15	12	21	2	4	57	70.8
Virginia	02/26/2023	85-74	W	32-61	.525	7-21	.333	14-20	.700	9	29	38	38.2	12	26	15	1	7	85	71.3
Total		2067		768-1756	.437	160-519	.308	371-511	.726	373	736	1109	38.2	488	439	468	68	262	2067	71.3
Opponents		1842		678-1639	.414	173-544	.318	313-455	.688	272	660	932	32.1	479	417	503	94	188	1842	63.5

Miami (FL) Averages

Games Played	Points/game	FG Pct	3FG Pct	FT Pct	Rebounds/game	Assists/game	Turnovers/game	Assist/Turnover ratio	Steals/game	Blocks/game
29	71.3	43.7	30.8	72.6	38.2	15.1	16.1	0.9	9.0	2.3



OPPONENT GAME-BY-GAME

Opponent	Date	Score	W	Total		3-Pointers		Free throws		Rebounds				Other Stats						
				FG-FGA	PCT	3FG-3FGA	PCT	FT-FTA	PCT	OFF	DEF	TOT	AVG	PF	A	TO	BLK	STL	PTS	AVG
UMES	11/07/2022	83-51	W	18-51	.353	4-17	.235	11-16	.688	8	26	34	34.0	24	10	29	0	9	51	51.0
Stetson	11/10/2022	80-56	W	19-55	.345	8-25	.320	10-12	.833	5	21	26	30.0	23	17	17	0	4	56	53.5
Boston U.	11/13/2022	81-46	W	17-56	.304	4-14	.286	8-10	.800	10	21	31	30.3	15	12	23	5	3	46	51.0
Fla. Atlantic	11/16/2022	75-42	W	18-55	.327	2-16	.125	4-11	.364	8	28	36	31.8	18	8	21	3	4	42	48.8
at DePaul	11/20/2022	83-98	L	35-60	.583	11-23	.478	17-25	.680	12	21	33	32.0	20	18	20	2	9	98	58.6
at Loyola Chicago	11/22/2022	63-45	W	18-57	.316	3-14	.214	6-11	.545	11	24	35	32.5	13	9	16	4	5	45	56.3
N.C. A&T	11/25/2022	97-54	W	22-48	.458	5-19	.263	5-11	.455	6	18	24	31.3	21	14	30	3	4	54	56.0
Columbia	11/27/2022	71-78	L	26-63	.413	9-26	.346	17-26	.654	13	30	43	32.8	19	20	13	5	7	78	58.8
Michigan	12/01/2022	64-76	L	24-47	.511	4-11	.364	24-26	.923	3	18	21	31.4	17	17	19	4	10	76	60.7
North Florida	12/04/2022	85-45	W	20-44	.455	4-14	.286	1-4	.250	6	18	24	30.7	16	9	30	1	7	45	59.1
Florida	12/11/2022	73-76	Lot	26-61	.426	5-21	.238	19-25	.760	16	25	41	31.6	23	12	16	7	5	76	60.6
at Florida St.	12/21/2022	85-92	L	30-58	.517	9-15	.600	23-25	.920	7	24	31	31.6	17	18	16	6	6	92	63.3
Notre Dame	12/29/2022	63-66	L	27-58	.466	4-13	.308	8-15	.533	9	33	42	32.4	11	23	22	7	4	66	63.5
at Pittsburgh	01/01/2023	74-67	W	23-61	.377	6-19	.316	15-21	.714	11	22	33	32.4	17	10	20	4	12	67	63.7
North Carolina	01/05/2023	62-58	W	21-60	.350	8-27	.296	8-13	.615	10	21	31	32.3	16	12	15	1	8	58	63.3
Virginia Tech	01/08/2023	77-66	W	22-55	.400	6-21	.286	16-22	.727	10	18	28	32.1	19	15	9	3	5	66	63.5
at Georgia Tech	01/12/2023	69-60	W	23-53	.434	3-14	.214	11-13	.846	10	20	30	31.9	15	20	17	1	6	60	63.3
Wake Forest	01/15/2023	55-43	W	17-55	.309	4-19	.211	5-10	.500	14	25	39	32.3	22	13	19	2	7	43	62.2
at NC State	01/19/2023	61-71	L	29-55	.527	3-17	.176	10-11	.909	6	26	32	32.3	11	14	13	4	11	71	62.6
Boston College	01/26/2023	86-65	W	23-52	.442	7-17	.412	12-15	.800	6	24	30	32.2	19	17	27	1	4	65	62.8
at Wake Forest	01/29/2023	52-55	L	20-55	.364	8-24	.333	7-12	.583	11	15	26	31.9	12	12	8	3	7	55	62.4
at Clemson	02/02/2023	69-66	Wot	26-72	.361	6-19	.316	8-16	.500	19	27	46	32.5	16	12	15	6	7	66	62.5
Georgia Tech	02/05/2023	64-58	W	19-51	.373	6-16	.375	14-18	.778	3	22	25	32.2	15	16	12	5	7	58	62.3
Florida St.	02/09/2023	86-82	W	31-64	.484	10-25	.400	10-20	.500	6	22	28	32.0	18	17	7	4	6	82	63.2
at Duke	02/12/2023	40-50	L	20-54	.370	5-16	.313	5-10	.500	9	26	35	32.2	14	11	8	4	4	50	62.6
Clemson	02/16/2023	59-54	W	19-48	.396	7-19	.368	9-15	.600	11	17	28	32.0	14	15	21	3	6	54	62.3
at Syracuse	02/19/2023	68-77	L	28-60	.467	9-23	.391	12-17	.706	8	26	34	32.1	10	17	15	3	9	77	62.9
at Louisville	02/23/2023	57-71	L	28-62	.452	6-18	.333	9-14	.643	15	22	37	32.3	8	13	13	2	5	71	63.1
Virginia	02/26/2023	85-74	W	29-69	.420	7-22	.318	9-11	.818	9	20	29	32.1	16	16	12	1	7	74	63.5
Total		1842		678-1639	.414	173-544	.318	313-455	.688	272	660	932	32.1	479	417	503	94	188	1842	63.5
Miami (FL)		2067		768-1756	.437	160-519	.308	371-511	.726	373	736	1109	38.2	488	439	468	68	262	2067	71.3

Opponents Averages

Games Played	Points/game	FG Pct	3FG Pct	FT Pct	Rebounds/game	Assists/game	Turnovers/game	Assist/Turnover ratio	Steals/game	Blocks/game
29	63.5	41.4	31.8	68.8	32.1	14.4	17.3	0.8	6.5	3.2



INDIVIDUAL GAME HIGHS

Miami (FL) - Individual Game Highs

POINTS	33	Haley Cavinder vs Florida St. (02/09/2023)	
	28	Ja'Leah Williams vs Columbia (11/27/2022)	
	25	Haley Cavinder vs Florida (12/11/2022)	
	25	Latasha Lattimore vs Boston U. (11/13/2022)	
	23	Destiny Harden vs Boston College (01/26/2023)	
	23	Jasmyne Roberts vs Virginia Tech (01/08/2023)	
23	Lashae Dwyer at Florida St. (12/21/2022)		
FIELD GOALS MADE	10	Haley Cavinder vs Florida (12/11/2022)	
	10	Ja'Leah Williams vs Columbia (11/27/2022)	
	10	Latasha Lattimore vs Boston U. (11/13/2022)	
FIELD GOAL ATTEMPTS	17	Haley Cavinder vs Florida St. (02/09/2023)	
	16	Destiny Harden vs Virginia (02/26/2023)	
	16	Jasmyne Roberts at Clemson (02/02/2023)	
	16	Haley Cavinder at NC State (01/19/2023)	
FIELD GOAL PERCENTAGE (min 5 made)	1.000 (7-7)	Lazaria Spearman at DePaul (11/20/2022)	
	.875 (7-8)	Lashae Dwyer vs Fla. Atlantic (11/16/2022)	
3 PT FG MADE	7	Haley Cavinder vs Florida St. (02/09/2023)	
	5	Hanna Cavinder vs Virginia (02/26/2023)	
	5	Jasmyne Roberts vs Virginia Tech (01/08/2023)	
	5	Haley Cavinder at Pittsburgh (01/01/2023)	
	5	Haley Cavinder vs Florida (12/11/2022)	
3 PT FG ATTEMPTS	11	Haley Cavinder at Pittsburgh (01/01/2023)	
	10	Haley Cavinder vs Florida St. (02/09/2023)	
3 PT FG PERCENTAGE (min 2 made)	1.000 (2-2)	Jasmyne Roberts vs Clemson (02/16/2023)	
	.750 (3-4)	Haley Cavinder vs N.C. A&T (11/25/2022)	
	.750 (3-4)	Karla Erjavec vs Fla. Atlantic (11/16/2022)	
	.750 (3-4)	Haley Cavinder vs Stetson (11/10/2022)	
FREE THROWS MADE	11	Destiny Harden vs Boston College (01/26/2023)	
	10	Haley Cavinder vs Florida St. (02/09/2023)	
FREE THROW ATTEMPTS	16	Destiny Harden vs Boston College (01/26/2023)	
	11	Ja'Leah Williams vs Columbia (11/27/2022)	
	11	Destiny Harden vs Stetson (11/10/2022)	
	11	Haley Cavinder vs Florida St. (02/09/2023)	
FREE THROW PERCENTAGE (min 3 made)	1.000 (10-10)	Haley Cavinder vs Florida St. (02/09/2023)	
	1.000 (6-6)	Lola Pendande at Wake Forest (01/29/2023)	
	1.000 (5-5)	Haley Cavinder vs Virginia Tech (01/08/2023)	
	1.000 (5-5)	Lazaria Spearman at DePaul (11/20/2022)	
	1.000 (4-4)	Lashae Dwyer vs Florida St. (02/09/2023)	
	1.000 (4-4)	Hanna Cavinder vs Georgia Tech (02/05/2023)	
	1.000 (4-4)	Jasmyne Roberts at Wake Forest (01/29/2023)	
	1.000 (4-4)	Haley Cavinder at Wake Forest (01/15/2023)	
	1.000 (4-4)	Haley Cavinder vs North Carolina (01/05/2023)	
	1.000 (4-4)	Jasmyne Roberts vs North Carolina (01/05/2023)	
	1.000 (4-4)	Ja'Leah Williams vs N.C. A&T (11/25/2022)	
	1.000 (4-4)	Lashae Dwyer vs N.C. A&T (11/25/2022)	
	1.000 (3-3)	Haley Cavinder vs Clemson (02/16/2023)	
	1.000 (3-3)	Lazaria Spearman vs Boston College (01/26/2023)	
	1.000 (3-3)	Haley Cavinder vs Boston U. (11/13/2022)	
	1.000 (3-3)	Haley Cavinder vs Stetson (11/10/2022)	
	REBOUNDS	11	Destiny Harden vs Virginia (02/26/2023)
		11	Destiny Harden vs Clemson (02/16/2023)
		11	Lazaria Spearman vs Florida (12/11/2022)
	ASSISTS	7	Karla Erjavec vs Virginia (02/26/2023)
6		Ja'Leah Williams vs Virginia (02/26/2023)	
6		Karla Erjavec at Louisville (02/23/2023)	
6		Destiny Harden vs Wake Forest (01/15/2023)	
6		Haley Cavinder at Pittsburgh (01/01/2023)	
6		Haley Cavinder vs Florida (12/11/2022)	
STEALS	8	Lashae Dwyer vs North Florida (12/04/2022)	
	7	Destiny Harden vs Boston College (01/26/2023)	
BLOCKED SHOTS	3	Lola Pendande vs Florida St. (02/09/2023)	
	2	Ja'Leah Williams vs Clemson (02/16/2023)	
	2	Lola Pendande at Clemson (02/02/2023)	
	2	Lola Pendande at Wake Forest (01/29/2023)	
	2	Lazaria Spearman vs Boston College (01/26/2023)	
	2	Lola Pendande at Florida St. (12/21/2022)	
	2	Latasha Lattimore vs Michigan (12/01/2022)	
	2	Lola Pendande vs Columbia (11/27/2022)	
	2	Latasha Lattimore at Loyola Chicago (11/22/2022)	
	2	Destiny Harden vs UMES (11/07/2022)	
TURNOVERS	7	Ja'Leah Williams vs Michigan (12/01/2022)	
	6	Lola Pendande vs North Carolina (01/05/2023)	
FOULS	5	Lola Pendande vs Florida St. (02/09/2023)	
	5	Jasmyne Roberts vs North Carolina (01/05/2023)	
	5	Lashae Dwyer at Florida St. (12/21/2022)	
	5	Lola Pendande vs Michigan (12/01/2022)	
	5	Lola Pendande vs Columbia (11/27/2022)	

Opponent - Individual Game Highs

POINTS	36	Darrione Rogers at DePaul (11/20/2022)
	35	Aneesah Morrow at DePaul (11/20/2022)
	26	Leigha Brown vs Michigan (12/01/2022)
	25	Hailey Van Lith at Louisville (02/23/2023)
	25	Makayla Timpson at Florida St. (12/21/2022)
25	Jaida Patrick vs Columbia (11/27/2022)	
FIELD GOALS MADE	13	Aneesah Morrow at DePaul (11/20/2022)
	12	Darrione Rogers at DePaul (11/20/2022)
FIELD GOAL ATTEMPTS	28	Aneesah Morrow at DePaul (11/20/2022)
	20	Amari Robinson at Clemson (02/02/2023)
FIELD GOAL PERCENTAGE (min 5 made)	.857 (12-14)	Darrione Rogers at DePaul (11/20/2022)
	.857 (6-7)	Kennedi Perkins at Syracuse (02/19/2023)
3 PT FG MADE	7	Darrione Rogers at DePaul (11/20/2022)
	4	Cady Pauley vs Virginia (02/26/2023)
	4	Hailey Van Lith at Louisville (02/23/2023)
	4	Daisha Bradford vs Clemson (02/16/2023)
	4	Olivia Summiel at Wake Forest (01/29/2023)
4	Jojo Lacey vs Boston College (01/26/2023)	
3 PT FG ATTEMPTS	11	Georgia Amooore vs Virginia Tech (01/08/2023)
	10	Cady Pauley vs Virginia (02/26/2023)
	10	Abbey Hsu vs Columbia (11/27/2022)
3 PT FG PERCENTAGE (min 2 made)	1.000 (2-2)	O'Mariah Gordon at DePaul (11/21/2022)
	1.000 (2-2)	Jaelyn Swann vs North Florida (12/04/2022)
FREE THROWS MADE	12	Leigha Brown vs Michigan (12/01/2022)
	10	Ta'Niya Latson at Florida St. (12/21/2022)
FREE THROW ATTEMPTS	12	Leigha Brown vs Michigan (12/01/2022)
	11	Cayla King vs Virginia Tech (01/08/2023)
FREE THROW PERCENTAGE (min 3 made)	1.000 (12-12)	Leigha Brown vs Michigan (12/01/2022)
	1.000 (10-10)	Ta'Niya Latson at Florida St. (12/21/2022)
	1.000 (6-6)	Sara Bejedi at Florida St. (12/21/2022)
	1.000 (5-5)	Makayla Timpson at Florida St. (12/21/2022)
	1.000 (5-5)	Lellani Correa vs Florida (12/11/2022)
	1.000 (5-5)	Jaelyn Talley vs Stetson (11/10/2022)
	1.000 (4-4)	Maria Gakdeng vs Boston College (01/26/2023)
	1.000 (4-4)	Olivia Miles vs Notre Dame (12/29/2022)
	1.000 (4-4)	Laila Phelia vs Michigan (12/01/2022)
	1.000 (3-3)	Taylor Valladay vs Virginia (02/26/2023)
	1.000 (3-3)	Hailey Van Lith at Louisville (02/23/2023)
	1.000 (3-3)	Elise Williams at Wake Forest (01/29/2023)
	1.000 (3-3)	T'Yana Todd vs Boston College (01/26/2023)
	1.000 (3-3)	Camille Hobby at NC State (01/19/2023)
	1.000 (3-3)	Eva Hodgson vs North Carolina (01/05/2023)
REBOUNDS	12	Amari Robinson at Clemson (02/02/2023)
	11	Kayla Blackshear at Georgia Tech (01/12/2023)
	11	Maddy Westbeld vs Notre Dame (12/29/2022)
ASSISTS	9	Olivia Miles vs Notre Dame (12/29/2022)
	7	Mykasa Robinson at Louisville (02/23/2023)
	7	Taina Mair vs Boston College (01/26/2023)
	7	Darrione Rogers at DePaul (11/20/2022)
STEALS	6	Saniya Rivers at NC State (01/19/2023)
	4	Daisha Bradford vs Clemson (02/16/2023)
4	Aneesah Morrow at DePaul (11/20/2022)	
4	Anaya Peoples at DePaul (11/20/2022)	
BLOCKED SHOTS	4	Makayla Timpson at Florida St. (12/21/2022)
	3	Hannah Hank at Clemson (02/02/2023)
	3	Liatu King at Pittsburgh (01/01/2023)
	3	Maddy Westbeld vs Notre Dame (12/29/2022)
	3	Tatayana Wycha vs Florida (12/11/2022)
TURNOVERS	11	Zamara Haynes vs UMES (11/07/2022)
	10	Taina Mair vs Boston College (01/26/2023)
FOULS	5	Taylor Soule vs Virginia Tech (01/08/2023)
	5	Elizabeth Kitley vs Virginia Tech (01/08/2023)
	5	Maleia Bracone vs N.C. A&T (11/25/2022)
	5	Dyllan Hanna vs Fla. Atlantic (11/16/2022)
	5	Maren Durant vs Boston U. (11/13/2022)
	5	Jordan Peete vs Stetson (11/10/2022)
5	Khayma McNeal vs Stetson (11/10/2022)	



TEAM GAME HIGHS/LOWS

Miami (FL) - Game Highs

POINTS	97	N.C. A&T (11/25/2022)
	86	Florida St. (02/09/2023)
	86	Boston College (01/26/2023)
	85	Virginia (02/26/2023)
	85	at Florida St. (12/21/2022)
	85	North Florida (12/04/2022)
FIELD GOALS MADE	33	N.C. A&T (11/25/2022)
	32	Virginia (02/26/2023)
	32	Boston College (01/26/2023)
FIELD GOAL ATTEMPTS	75	UMES (11/07/2022)
	73	at Florida St. (12/21/2022)
	73	Fla. Atlantic (11/16/2022)
FIELD GOAL PERCENTAGE	.532 (33-62)	N.C. A&T (11/25/2022)
	.531 (26-49)	Virginia Tech (01/08/2023)
3 PT FG MADE	12	North Florida (12/04/2022)
	11	Florida St. (02/09/2023)
3 PT FG ATTEMPTS	32	North Florida (12/04/2022)
	30	UMES (11/07/2022)
3 PT FG PERCENTAGE	.500 (11-22)	Florida St. (02/09/2023)
	.500 (10-20)	N.C. A&T (11/25/2022)
FREE THROWS MADE	22	Stetson (11/10/2022)
	21	Florida St. (02/09/2023)
	21	N.C. A&T (11/25/2022)
FREE THROW ATTEMPTS	31	Stetson (11/10/2022)
	30	N.C. A&T (11/25/2022)
FREE THROW PERCENTAGE	.917 (11-12)	Boston U. (11/13/2022)
	.882 (15-17)	at Wake Forest (01/29/2023)
REBOUNDS	52	UMES (11/07/2022)
	51	Georgia Tech (02/05/2023)
ASSISTS	26	Virginia (02/26/2023)
	23	Boston U. (11/13/2022)
STEALS	22	Boston College (01/26/2023)
	18	North Florida (12/04/2022)
BLOCKED SHOTS	6	Clemson (02/16/2023)
	5	at Wake Forest (01/29/2023)
	5	Boston College (01/26/2023)
	5	at Loyola Chicago (11/22/2022)
	5	Fla. Atlantic (11/16/2022)
	5	UMES (11/07/2022)
TURNOVERS	28	Michigan (12/01/2022)
	24	at Pittsburgh (01/01/2023)
FOULS	26	Michigan (12/01/2022)
	22	at Florida St. (12/21/2022)

Miami (FL) - Game Lows

POINTS	40	at Duke (02/12/2023)
	52	at Wake Forest (01/29/2023)
	55	Wake Forest (01/15/2023)
	57	at Louisville (02/23/2023)
	59	Clemson (02/16/2023)
FIELD GOALS MADE	14	at Duke (02/12/2023)
	18	at Wake Forest (01/29/2023)
FIELD GOAL ATTEMPTS	43	at Wake Forest (01/29/2023)
	44	at Duke (02/12/2023)
FIELD GOAL PERCENTAGE	.318 (14-44)	at Duke (02/12/2023)
	.347 (25-72)	Notre Dame (12/29/2022)
3 PT FG MADE	1	at Syracuse (02/19/2023)
	1	at Wake Forest (01/29/2023)
3 PT FG ATTEMPTS	5	at Syracuse (02/19/2023)
	11	at Wake Forest (01/29/2023)
3 PT FG PERCENTAGE	.091 (1-11)	at Wake Forest (01/29/2023)
	.125 (2-16)	Wake Forest (01/15/2023)
FREE THROWS MADE	2	at Loyola Chicago (11/22/2022)
	6	at Louisville (02/23/2023)
FREE THROW ATTEMPTS	3	at Loyola Chicago (11/22/2022)
	9	at Louisville (02/23/2023)
	9	Clemson (02/16/2023)
FREE THROW PERCENTAGE	.556 (10-18)	Columbia (11/27/2022)
	.563 (9-16)	at Clemson (02/02/2023)
REBOUNDS	26	Clemson (02/16/2023)
	26	at Georgia Tech (01/12/2023)
ASSISTS	5	at Duke (02/12/2023)
	8	at Wake Forest (01/29/2023)
STEALS	1	at Wake Forest (01/29/2023)
	2	Virginia Tech (01/08/2023)
BLOCKED SHOTS	0	at Syracuse (02/19/2023)
	0	Virginia Tech (01/08/2023)
	0	North Carolina (01/05/2023)
	0	at DePaul (11/20/2022)
TURNOVERS	9	Virginia Tech (01/08/2023)
	10	Florida St. (02/09/2023)
FOULS	12	Virginia (02/26/2023)
	12	Wake Forest (01/15/2023)

Opponent - Game Highs

POINTS	98	at DePaul (11/20/2022)
	92	at Florida St. (12/21/2022)
	82	Florida St. (02/09/2023)
	78	Columbia (11/27/2022)
	77	at Syracuse (02/19/2023)
FIELD GOALS MADE	35	at DePaul (11/20/2022)
	31	Florida St. (02/09/2023)
FIELD GOAL ATTEMPTS	72	at Clemson (02/02/2023)
	69	Virginia (02/26/2023)
FIELD GOAL PERCENTAGE	.583 (35-60)	at DePaul (11/20/2022)
	.527 (29-55)	at NC State (01/19/2023)
3 PT FG MADE	11	at DePaul (11/20/2022)
	10	Florida St. (02/09/2023)
3 PT FG ATTEMPTS	27	North Carolina (01/05/2023)
	26	Columbia (11/27/2022)
3 PT FG PERCENTAGE	.600 (9-15)	at Florida St. (12/21/2022)
	.478 (11-23)	at DePaul (11/20/2022)
FREE THROWS MADE	24	Michigan (12/01/2022)
	23	at Florida St. (12/21/2022)
FREE THROW ATTEMPTS	26	Michigan (12/01/2022)
	26	Columbia (11/27/2022)
FREE THROW PERCENTAGE	.923 (24-26)	Michigan (12/01/2022)
	.920 (23-25)	at Florida St. (12/21/2022)
REBOUNDS	46	at Clemson (02/02/2023)
	43	Columbia (11/27/2022)
ASSISTS	23	Notre Dame (12/29/2022)
	20	at Georgia Tech (01/12/2023)
	20	Columbia (11/27/2022)
STEALS	12	at Pittsburgh (01/01/2023)
	11	at NC State (01/19/2023)
BLOCKED SHOTS	7	Notre Dame (12/29/2022)
	7	Florida (12/11/2022)
TURNOVERS	30	North Florida (12/04/2022)
	30	N.C. A&T (11/25/2022)
FOULS	24	UMES (11/07/2022)
	23	Florida (12/11/2022)
	23	Stetson (11/10/2022)

Opponent - Game Lows

POINTS	42	Fla. Atlantic (11/16/2022)
	43	Wake Forest (01/15/2023)
	45	North Florida (12/04/2022)
	45	at Loyola Chicago (11/22/2022)
	46	Boston U. (11/13/2022)
FIELD GOALS MADE	17	Wake Forest (01/15/2023)
	17	Boston U. (11/13/2022)
FIELD GOAL ATTEMPTS	44	North Florida (12/04/2022)
	47	Michigan (12/01/2022)
FIELD GOAL PERCENTAGE	.304 (17-56)	Boston U. (11/13/2022)
	.309 (17-55)	Wake Forest (01/15/2023)
3 PT FG MADE	2	Fla. Atlantic (11/16/2022)
	3	at NC State (01/19/2023)
	3	at Georgia Tech (01/12/2023)
	3	at Loyola Chicago (11/22/2022)
3 PT FG ATTEMPTS	11	Michigan (12/01/2022)
	13	Notre Dame (12/29/2022)
3 PT FG PERCENTAGE	.125 (2-16)	Fla. Atlantic (11/16/2022)
	.176 (3-17)	at NC State (01/19/2023)
FREE THROWS MADE	1	North Florida (12/04/2022)
	4	Fla. Atlantic (11/16/2022)
FREE THROW ATTEMPTS	4	North Florida (12/04/2022)
	10	at Duke (02/12/2023)
	10	Wake Forest (01/15/2023)
	10	Boston U. (11/13/2022)
FREE THROW PERCENTAGE	.250 (1-4)	North Florida (12/04/2022)
	.364 (4-11)	Fla. Atlantic (11/16/2022)
REBOUNDS	21	Michigan (12/01/2022)
	24	North Florida (12/04/2022)
	24	N.C. A&T (11/25/2022)
ASSISTS	8	Fla. Atlantic (11/16/2022)
	9	North Florida (12/04/2022)
	9	at Loyola Chicago (11/22/2022)
STEALS	3	Boston U. (11/13/2022)
	4	at Duke (02/12/2023)
	4	Boston College (01/26/2023)
	4	Notre Dame (12/29/2022)
	4	N.C. A&T (11/25/2022)
	4	Fla. Atlantic (11/16/2022)
	4	Stetson (11/10/2022)
BLOCKED SHOTS	0	Stetson (11/10/2022)
	0	UMES (11/07/2022)
TURNOVERS	7	Florida St. (02/09/2023)
	8	at Duke (02/12/2023)
	8	at Wake Forest (01/29/2023)
FOULS	8	at Louisville (02/23/2023)
	10	at Syracuse (02/19/2023)



POINTS-REBOUNDS-ASSISTS

Opponent	Date	Score		0	1	3	4	5	12	13	14	15	21	32
				SALGUES,KE	JOHNSON SI	HARDEN,DES	ROBERTS,JA	ERJAVEC,KA	WILLIAMS,J	DWYER,LASH	CAVINDER,H	CAVINDER,H	PENDANDE,L	SPEARMAN,L
UMES	11/07/2022	83-51	W	0-1-0	DNP	13-10-3	12-5-1	0-3-2	14-5-3	5-2-1	9-4-1	8-2-2	5-6-1	6-4-1
Stetson	11/10/2022	80-56	W	DNP	DNP	12-6-2	5-3-0	6-4-2	14-3-1	2-1-0	18-4-2	0-3-4	14-7-2	7-8-0
Boston U.	11/13/2022	81-46	W	0-0-2	DNP	14-4-4	2-4-1	0-2-4	6-4-2	4-2-0	9-5-5	5-1-5	6-2-0	10-8-0
Fla. Atlantic	11/16/2022	75-42	W	0-2-0	DNP	3-2-1	2-6-2	11-1-2	6-4-4	14-4-5	7-6-4	4-2-0	6-6-0	15-10-0
at DePaul	11/20/2022	83-98	L	DNP	DNP	18-6-0	6-3-0	0-0-4	14-3-3	6-5-1	11-4-2	0-0-1	7-2-1	19-1-0
at Loyola Chicago	11/22/2022	63-45	W	0-1-0	DNP	12-4-3	4-3-1	5-2-4	6-4-3	6-5-1	2-6-3	9-5-1	10-2-1	3-2-0
N.C. A&T	11/25/2022	97-54	W	3-0-0	3-1-0	8-0-2	9-5-2	8-4-3	10-3-3	11-1-2	11-2-1	6-3-3	9-4-0	12-5-0
Columbia	11/27/2022	71-78	L	DNP	0-1-0	11-10-3	5-3-1	3-4-1	28-2-4	9-6-2	7-5-0	0-0-0	4-6-1	0-1-0
Michigan	12/01/2022	64-76	L	DNP	DNP	13-4-3	3-1-0	4-1-0	0-3-2	12-8-0	17-6-3	0-0-0	6-4-1	4-7-2
North Florida	12/04/2022	85-45	W	8-1-0	DNP	9-4-2	8-2-4	0-0-1	8-4-1	20-1-3	10-5-4	11-4-2	7-3-2	4-4-2
Florida	12/11/2022	73-76	Lot	DNP	0-0-0	18-7-2	4-4-1	3-1-0	10-3-4	0-0-0	25-4-6	0-1-0	3-6-2	10-11-0
at Florida St.	12/21/2022	85-92	L	0-0-0	0-0-0	20-5-1	2-3-1	4-0-2	11-7-4	23-4-4	17-8-3	0-2-1	6-8-0	0-2-0
Notre Dame	12/29/2022	63-66	L	DNP	DNP	12-9-2	7-6-1	6-3-3	0-2-3	10-5-2	12-5-2	DNP	8-2-0	4-1-0
at Pittsburgh	01/01/2023	74-67	W	DNP	0-0-0	4-4-2	15-9-2	4-2-2	0-3-1	2-2-2	21-9-6	0-0-1	18-3-1	3-5-0
North Carolina	01/05/2023	62-58	W	DNP	1-2-0	DNP	10-9-2	7-0-3	6-2-2	0-0-0	16-4-3	9-3-2	4-2-0	7-7-0
Virginia Tech	01/08/2023	77-66	W	DNP	0-3-0	DNP	23-8-1	2-2-2	8-1-2	6-0-1	19-4-4	4-1-2	6-3-1	0-0-0
at Georgia Tech	01/12/2023	69-60	W	DNP	DNP	13-3-3	7-6-1	2-0-1	4-1-3	4-4-3	14-3-3	11-3-3	4-2-1	8-1-0
Wake Forest	01/15/2023	55-43	W	0-0-0	DNP	13-3-6	5-5-1	0-0-3	8-4-4	0-1-0	9-3-1	4-2-0	2-2-1	6-5-0
at NC State	01/19/2023	61-71	L	DNP	DNP	6-7-0	6-3-3	0-1-1	4-2-3	0-0-0	15-2-0	5-1-3	21-8-2	4-1-0
Boston College	01/26/2023	86-65	W	0-1-0	DNP	23-7-1	6-3-2	13-3-3	6-5-3	12-4-2	10-2-2	2-0-2	2-1-0	7-3-0
at Wake Forest	01/29/2023	82-55	L	DNP	DNP	8-5-1	10-7-1	0-2-0	0-0-1	4-3-0	9-2-2	2-1-2	12-5-0	7-5-1
at Clemson	02/02/2023	69-66	Wot	DNP	DNP	19-6-2	21-7-3	0-2-3	3-3-2	0-0-0	2-9-1	5-2-1	15-4-0	4-4-0
Georgia Tech	02/05/2023	64-58	W	DNP	DNP	9-5-0	13-9-1	6-0-1	8-6-3	0-7-1	4-4-4	12-0-1	6-7-1	2-2-0
Florida St.	02/09/2023	86-82	W	DNP	DNP	10-5-3	19-6-2	0-1-1	14-7-4	4-2-0	33-6-2	0-1-4	0-9-3	6-1-0
at Duke	02/12/2023	40-50	L	DNP	DNP	3-4-1	12-6-2	0-0-0	2-0-2	0-0-0	10-1-0	2-1-0	9-2-0	2-10-0
Clemson	02/16/2023	59-54	W	DNP	DNP	17-11-2	6-0-2	0-0-3	6-2-5	0-0-0	17-2-3	0-1-1	5-2-0	2-2-1
at Syracuse	02/19/2023	68-77	L	DNP	DNP	19-8-3	6-3-3	2-1-3	2-6-4	8-1-1	11-3-1	0-0-0	15-5-1	2-2-0
at Louisville	02/23/2023	57-71	L	DNP	DNP	5-9-1	5-5-1	10-0-6	6-0-0	2-2-1	16-8-0	0-1-3	9-2-0	DNP
Virginia	02/26/2023	85-74	W	DNP	DNP	20-11-3	6-0-1	2-2-7	6-2-6	0-3-0	11-6-5	15-0-2	6-3-2	DNP

Opponent	Date	Score		35	44
				LATTIMORE,	OLDACRE,KY
UMES	11/07/2022	83-51	W	11-5-1	DNP
Stetson	11/10/2022	80-56	W	2-2-1	DNP
Boston U.	11/13/2022	81-46	W	25-10-0	DNP
Fla. Atlantic	11/16/2022	75-42	W	7-1-1	DNP
at DePaul	11/20/2022	83-98	L	2-0-0	DNP
at Loyola Chicago	11/22/2022	63-45	W	6-2-0	DNP
N.C. A&T	11/25/2022	97-54	W	7-6-1	DNP
Columbia	11/27/2022	71-78	L	4-1-0	DNP
Michigan	12/01/2022	64-76	L	5-2-0	DNP
North Florida	12/04/2022	85-45	W	DNP	DNP
Florida	12/11/2022	73-76	Lot	DNP	DNP
at Florida St.	12/21/2022	85-92	L	DNP	2-0-0
Notre Dame	12/29/2022	63-66	L	DNP	4-2-0
at Pittsburgh	01/01/2023	74-67	W	DNP	7-5-0
North Carolina	01/05/2023	62-58	W	DNP	2-3-1
Virginia Tech	01/08/2023	77-66	W	DNP	9-4-0
at Georgia Tech	01/12/2023	69-60	W	DNP	2-0-0
Wake Forest	01/15/2023	55-43	W	DNP	8-5-0
at NC State	01/19/2023	61-71	L	DNP	0-0-0
Boston College	01/26/2023	86-65	W	DNP	5-4-1
at Wake Forest	01/29/2023	82-55	L	DNP	0-0-0
at Clemson	02/02/2023	69-66	Wot	DNP	DNP
Georgia Tech	02/05/2023	64-58	W	DNP	4-4-0
Florida St.	02/09/2023	86-82	W	DNP	0-5-0
at Duke	02/12/2023	40-50	L	DNP	0-1-0
Clemson	02/16/2023	59-54	W	DNP	6-1-0
at Syracuse	02/19/2023	68-77	L	DNP	3-3-1
at Louisville	02/23/2023	57-71	L	DNP	4-4-0
Virginia	02/26/2023	85-74	W	DNP	19-8-0



BOX SCORES



Official Basketball Box Score - Final
Notre Dame at Miami (FL)
12/29/22 Watson Center, Coral Gables, Fla.
2022-23 Women's Basketball

Game Time: 6:00 PM
Game Duration: 1:58
Attendance: 2,153

Officials: Eric Brewton, Edward Sidisky, Fatou Cissoko-Stephens

Notre Dame - 66 Record: 11-1 (2-0)
Shooting By Period: 1st FG% 8-14 57.1%, 2nd FG% 7-14 50.0%, 3rd FG% 6-16 37.5%, 4th FG% 6-14 42.9%
Rebounds: 27-58 4-13 8-15 9 33 42 11 18 66 23 22 4 7 2 3 1



Official Basketball Box Score - Final
Miami (FL) at Pitt
01/01/23 Petersen Events Center, Pittsburgh
Pitt vs. Miami

Game Time: 2:00 PM
Game Duration: 1:56
Attendance: 636

Officials: Meadow Overstreet, John Capolino, Krystle Apellert

Miami (FL) - 74 Record: 8-6 (1-2)
Shooting By Period: 1st FG% 9-16 56.3%, 2nd FG% 4-14 28.6%, 3rd FG% 6-18 33.3%, 4th FG% 8-12 66.7%
Rebounds: 27-60 8-24 12-18 14 30 44 20 17 74 17 24 9 1 4 7 1

Miami (FL) - 63 Record: 7-6 (0-2)
Shooting By Period: 1st FG% 6-17 35.3%, 2nd FG% 6-16 37.5%, 3rd FG% 10-19 52.6%, 4th FG% 3-20 15.0%
Rebounds: 25-72 2-14 11-14 14 23 37 18 11 63 13 13 15 2 7 3 1

Pitt - 67 Record: 7-7 (0-3)
Shooting By Period: 1st FG% 3-4 75.0%, 2nd FG% 7-14 50.0%, 3rd FG% 2-6 33.3%, 4th FG% 1-1 100.0%
Rebounds: 23-61 6-19 15-21 11 22 33 17 20 67 10 12 4 1 7 1

UNC MIA
Biggest lead 13 (1st 2:44) 3 (4th 9:26)
Best Scoring Run 11 (1st 5:08) 9 (2nd 9:08)
Lead Changes 3
Times Tied 7
Time with Lead 30:20 02:37

Canes Pitt
Biggest lead 12 (1st 1:31) 2 (2nd 5:38)
Best Scoring Run 10 (1st 6:09) 12 (2nd 8:46)
Lead Changes 4
Times Tied 3
Time with Lead 36:19 01:34



Official Basketball Box Score - Final
North Carolina at Miami (FL)
01/05/23 Watson Center, Coral Gables, Fla.
2022-23 Women's Basketball

Game Time: 6:00 PM
Game Duration: 1:56
Attendance: 2,044

Officials: Carla Fountain, Bruce Morris, Rod Creech

North Carolina - 58 Record: 9-5 (0-3)
Shooting By Period: 1st FG% 5-13 38.5%, 2nd FG% 7-15 46.7%, 3rd FG% 3-7 42.9%, 4th FG% 6-17 35.3%
Rebounds: 21-80 8-27 8-13 10 21 31 16 18 58 12 15 8 1 0 4 1

Official Basketball Box Score - Final
Virginia Tech at Miami (FL)
01/08/23 Watson Center, Coral Gables, Fla.
2022-23 Women's Basketball

Game Time: 1:00 PM
Game Duration: 1:49
Attendance: 1,639

Officials: Billy Smith, Seth Escho, Teresa Stück

Virginia Tech - 66 Record: 13-3 (3-3)
Shooting By Period: 1st FG% 6-12 50.0%, 2nd FG% 8-15 53.3%, 3rd FG% 5-13 38.5%, 4th FG% 3-15 20.0%
Rebounds: 22-55 6-21 16-22 10 18 28 19 16 66 15 9 5 3 0 1 11

Miami (FL) - 62 Record: 9-6 (2-2)
Shooting By Period: 1st FG% 6-12 50.0%, 2nd FG% 4-14 28.6%, 3rd FG% 6-16 37.5%, 4th FG% 6-14 42.9%
Rebounds: 21-51 8-18 12-16 7 28 35 18 16 62 13 20 9 0 1 4 1

Miami (FL) - 77 Record: 10-6 (3-2)
Shooting By Period: 1st FG% 8-14 57.1%, 2nd FG% 2-6 33.3%, 3rd FG% 7-16 43.8%, 4th FG% 2-3 66.7%
Rebounds: 26-49 7-16 18-21 5 24 29 16 19 77 13 9 2 0 3 11 1

UNC MIA
Biggest lead 1 (1st 8:20) 10 (2nd 5:53)
Best Scoring Run 11 (2nd 2:59) 8 (2nd 5:53)
Lead Changes 9
Times Tied 1
Time with Lead 02:16 36:47

VaT MIA
Biggest lead 2 (1st 9:18) 11 (4th 0:33)
Best Scoring Run 6 (4th 7:47) 8 (3rd 5:19)
Lead Changes 14 7
Times Tied 3
Time with Lead 01:49 34:22



BOX SCORES



Official Basketball Box Score - Final
Virginia at Miami (FL)
02/26/23 Watson Center, Coral Gables, Fla.
2022-23 Women's Basketball

Game Time: 12:00 PM
Game Duration: 1:50
Attendance: 2,453

Officials: Timothy Bryany, Jules Gallen, Kelsey Reynolds

Virginia - 74		Record: 15-14 (4-14)											
NO.	Name	Min	FG M-A	3P M-A	FT M-A	Rebounds OR DR TOT	Fouls PF FD	TP	AS	TO	ST	Blocks BS BA	+/-
20	Carrryn Taylor	F 35:29	8-19	0-0	5-6	2 5 7	3 6	21	1 4	2 0	1 6	0 1	-6
2	Taylor Valladay	G 38:13	6-17	1-5	3-3	1 1 2	2 4	16	6 4	2 0	0 0	0 9	-9
14	Kaydan Lawson	G 27:46	1-5	0-3	0-0	1 1 2	4 0	2	0 3	1 1	0 0	-1	
23	Alexia Smith	G 37:21	4-8	0-1	1-2	2 5 7	0 1	9	6 1	1 1	0 0	-13	
44	Mckenna Dale	G 28:17	6-8	2-3	0-0	1 4 5	4 1	14	3 0	0 0	0 0	-16	
32	Cady Pauley	G 32:54	4-12	4-10	0-0	1 2 3	3 0	12	0 0	1 0	0 0	-10	
Team						1 2 3		0					
Totals			29-69	7-22	9-11	9 20 29	16 12	74	16 12	7 1	1 1	-11	

Technical Fouls: NONE

Shooting By Period		
1 st FG%	6-20	30.0%
3PT%	2-8	25.0%
FT%	0-0	0%
2 nd FG%	7-18	38.9%
3PT%	2-5	40.0%
FT%	0-0	0%
3 rd FG%	10-12	83.3%
3PT%	2-4	50.0%
FT%	8-9	88.9%
4 th FG%	6-19	31.6%
3PT%	1-5	20.0%
FT%	1-2	50%
GM FG%	29-69	42.0%
3PT%	7-22	31.8%
FT%	9-11	81.8%

Dead Ball Rebounds: 4.0

Miami (FL) - 85		Record: 18-11 (11-7)											
NO.	Name	Min	FG M-A	3P M-A	FT M-A	Rebounds OR DR TOT	Fouls PF FD	TP	AS	TO	ST	Blocks BS BA	+/-
3	Destiny Harden	F 32:03	8-16	1-3	3-4	1 10 11	2 2	20	3 1	2 0	0 0	6	
21	Lola Pendande	F 17:22	0-2	0-0	6-8	2 1 3	3 4	6	2 1	1 0	1 4	4	
4	Jasmyne Roberts	G 17:19	3-7	0-3	0-0	0 0 0	1 0	6	1 1	0 0	0 -1		
12	Ja'Leah Williams	G 29:07	3-6	0-2	0-0	0 2 2	3 0	6	6 3	1 0	0 -7		
14	Haley Cavinder	G 31:09	3-9	1-5	4-6	0 6 6	0 5	11	5 2	1 0	0 11		
44	Kyla Oldacre	22:38	9-11	0-0	1-2	2 6 8	1 3	19	0 2	2 1	0 7		
5	Karla Erjavec	22:24	1-2	0-1	0-0	0 2 2	0 2	2	7 0	0 0	0 16		
15	Hanna Cavinder	25:26	5-7	5-7	0-0	0 0 0	0 0	15	2 3	0 0	0 16		
13	Lashae Dwyer	02:32	0-1	0-0	0-0	1 2 3	2 0	0	0 0	0 0	0 3		
Team						3 0 3		0		2			
Totals			32-61	7-21	14-20	9 29 38	12 16	85	26 15	7 1	1 11		

Technical Fouls: NONE

Shooting By Period		
1 st FG%	8-18	44.4%
3PT%	2-9	22.2%
FT%	4-6	66.7%
2 nd FG%	8-17	47.1%
3PT%	1-6	16.7%
FT%	1-2	50%
3 rd FG%	12-17	70.6%
3PT%	1-2	50.0%
FT%	2-2	100%
4 th FG%	4-9	44.4%
3PT%	3-4	75.0%
FT%	7-10	70%
GM FG%	32-61	52.5%
3PT%	7-21	33.3%
FT%	14-20	70.0%

Dead Ball Rebounds: 6.0

	UVA	MIA	Points from		Period by Period Scoring				
			UVA	MIA	1st	2nd	3rd	4th	TOT
Biggest lead	5 (1 st 7:45)	15 (4 th 5:52)	Turnovers	10 15					
Best Scoring Run	6 (3 rd 6:08)	14 (1 st 2:39)	Paint	28 38					
Lead Changes	1		Second Chance	7 7	UVA	14	16	30	14 74
Times Tied	1		Fast Breaks	6 12	MIA	22	18	27	18 85
Time with Lead	05:40	33:41	Bench	12 36					



TV/RADIO PHOTO ROSTER



#0

KENZA SALGUES
Sr. | G | 5-9
MONTPELLIER, FRANCE
(INSEP)



#1

MOULAYNA JOHNSON SIDI BABA
Sr. | G/F | 6-1
STOCKHOLM, SWEDEN
(Solna Gymnasium)



#3

DESTINY HARDEN
Gr. | F | 6-0
CHICAGO, ILL.
(West Virginia/Morgan Park)



#4

JASMYNE ROBERTS
So. | G | 5-10
JACKSONVILLE, FLA.
(Bishop Kenny)



#5

KARLA ERJAVEC
Gr. | G | 5-10
ZAGREB, CROATIA
(Wyoming/Sport Gymnasium)



#12

JA'LEAH WILLIAMS
So. | G | 5-9
POMPANO BEACH, FLA.
(Blanche Ely)



#13

LASHAE DWYER
So. | G | 5-6
TORONTO, CANADA
(The Webb School)



#14

HALEY CAVINDER
Sr. | G | 5-6
GILBERT, ARIZ.
(Fresno State/Gilbert)



#15

HANNA CAVINDER
Sr. | G | 5-6
GILBERT, ARIZ.
(Fresno State/Gilbert)



#21

LOLA PENDANDE
Sr. | F | 6-4
ALMERIA, SPAIN
(Utah/Ribet Academy)



#22

CHISO OKAFOR
Fr. | F | 6-1
MATARÓ, SPAIN
(IES Llavaneres)



#32

LAZARIA SPEARMAN
Fr. | F | 6-4
DACULA, GA.
(Dacula)



#35

LATASHA LATTIMORE
So. | F | 6-4
TORONTO, CANADA
(Texas/Royal Crown Academic)



#44

KYLA OLDACRE
Fr. | C | 6-6
MASON, OHIO
(Randolph Mason)



HC

KATIE MEIER
HEAD COACH
18TH SEASON



AHC

FITZROY ANTHONY
ASSOCIATE HEAD COACH
EIGHTH SEASON



AC

SHENISE JOHNSON
ASSISTANT COACH
SECOND SEASON



AC

JOSH PETERSEN
ASSISTANT COACH
FIRST SEASON