



MIAMI HURRICANES

GAME INFO

Date: Fri., March 3, 2023
Time: 8 p.m. ET
Location: Greensboro, N.C.
Arena: Greensboro Coliseum
Live Stats: acc.statbroadcast.com
Television: ACC Network
Radio: WVUM 90.5
Series: 22-11, Miami
at Miami: 12-3
at VT: 9-7
Neutral: 1-1
Last Meeting: 77-66, UM (1/8/23)



THE MATCHUP

Miami (19-11, 11-7 ACC)
Head Coach: Katie Meier (Duke '89, '90)
Record at UM: 340-222
Career Record: 416-267
Record vs. VT: 18-8



-VS-

#8 Virginia Tech (24-4, 14-4 ACC)
Head Coach: Kenny Brooks (JMU '92)
Record at VT: 148-73
Career Record: 485-195
Record vs. UM: 5-6



QUICK HITS

CANES IN TOURNERY TOWN

Miami is in Greensboro to take part in the 2023 Ally ACC Women's Basketball Tournament. The Hurricanes are 13-18 all-time in the ACC Tournament and 4-6 in quarterfinal games. Miami has only been the six seed twice before, going 0-1 as the six seed in 2005-06 and posting a 1-1 record in 2017-18.

TAKING ON THE TOP-25

Miami will face its eighth ranked opponent of the year on Friday in No. 8 Virginia Tech. The Hurricanes are 53-176 all-time against AP top-25 teams and 7-20 when playing them at a neutral site. The Hurricanes are 15-59 against top-10 teams and twenty-three of those 74 games have been single-digit decisions. Miami's last victory over a top-10 opponent came earlier this season, a 77-66 victory over No. 9/10 Virginia Tech.

EMBRACING THE SPOTLIGHT

Graduate student Destiny Harden plays some of her basketball in the ACC Tournament. In three years, the forward is averaging 13.6 points, 7.6 rebounds, 1.6 steals and shooting 49.4 percent from the field in seven ACC Tournament games. She has scored a career-high 27 points twice (2021, vs. Virginia Tech; 2022, vs. Louisville) and tallied double-doubles in both of those games.

A TEAM EFFORT

Four different Hurricanes recorded a double-digit outing against Boston College, paced by Lashae Dwyer at 19 points. Three Hurricanes were two rebounds or less shy of a double-double (Haley Cavinder - 14 pts, 9 reb; Harden - 13 pts, 9 reb; Pendande - 15 pts, 8 reb.).

THE NUMBERS

- 3** Miami recorded a win over Virginia Tech earlier this season, one of its three top-25 victories.
- 4** Four different Hurricanes reached double-figures in scoring against Boston College.
- 6** The Hurricanes are 6-0 when shooting better than 50 percent from the field this season.
- 9** ESPN bracketologist Charlie Creme currently has Miami as a nine-seed in the NCAA Tournament.
- 10** Miami will play in the ACC Tournament Quarterfinals for the 10th time under head coach Katie Meier.

HEAD-TO-HEAD

| Miami | | VT |
|-------|-----------------|------|
| 71.7 | Points/Game | 73.1 |
| 44.0 | Field-Goal % | 45.3 |
| 31.1 | 3-Point % | 35.0 |
| 72.2 | Free-Throw % | 74.8 |
| 38.3 | Rebounds/Game | 37.0 |
| 15.2 | Assists/Game | 15.5 |
| 2.3 | Blocks/Game | 3.6 |
| 9.0 | Steals/Game | 5.3 |
| 63.7 | Scoring Defense | 58.0 |
| 41.7 | FG% Defense | 39.0 |
| 32.1 | 3FG% Defense | 29.3 |
| +6.4 | Rebound Margin | +6.3 |
| 0.9 | AST-TO Ratio | 1.2 |

SCHEDULE (H: 14-4, A: 4-7, N: 1-0)

DATE OPPONENT TV TIME/RESULT

November

| | | | |
|----|-------------------|----------|----------|
| 7 | MD-EASTERN SHORE | ACCNX | W, 83-51 |
| 10 | STETSON | ACCNX | W, 80-56 |
| 13 | BOSTON UNIVERSITY | ACCNX | W, 81-46 |
| 16 | FLORIDA ATLANTIC | ACCNX | W, 75-42 |
| 20 | at DePaul | FloHoops | L, 98-83 |
| 22 | at Loyola-Chicago | ESPN+ | W, 63-45 |
| 25 | NC A&T\$ | ACCNX | W, 97-54 |
| 27 | COLUMBIA | ACCNX | L, 78-71 |

December

| | | | |
|----|-------------------|-------|--------------------------|
| 1 | #17/20 MICHIGAN^ | ACCN | L, 76-64 |
| 4 | NORTH FLORIDA | ACCNX | W, 85-45 |
| 11 | FLORIDA | ACCN | L, 76-73 ^(OT) |
| 21 | at Florida State* | ACCNX | L, 92-85 |
| 29 | #5/5 NOTRE DAME* | ACCN | L, 66-63 |

January

| | | | |
|----|------------------------|-------|----------|
| 1 | at Pittsburgh* | ACCNX | W, 74-67 |
| 5 | #22/18 NORTH CAROLINA* | ACCNX | W, 62-58 |
| 8 | #9/10 VIRGINIA TECH* | RSN | W, 77-66 |
| 12 | at Georgia Tech* | ACCN | W, 69-60 |
| 15 | WAKE FOREST* | ACCNX | W, 55-43 |
| 19 | at #20/18 NC State* | ACCN | L, 71-61 |
| 26 | BOSTON COLLEGE* | RSN | W, 86-65 |
| 29 | at Wake Forest* | ACCNX | L, 55-52 |

February

| | | | |
|----|-----------------------|-------|--------------------------|
| 2 | at Clemson* | RSN | W, 69-66 ^(OT) |
| 5 | GEORGIA TECH* | ACCN | W, 64-58 |
| 9 | #19/24 FLORIDA STATE* | RSN | W, 86-82 |
| 12 | at #9/11 Duke* | RSN | L, 50-40 |
| 16 | CLEMSON* | ACCNX | W, 59-54 |
| 19 | at Syracuse* | RSN | L, 77-68 |
| 23 | at Louisville* | ACCN | L, 71-57 |
| 26 | VIRGINIA* | ACCN | W, 85-74 |

March

| | | | |
|---|-----------------------|------|----------|
| 2 | vs. Boston College^ | ACCN | W, 84-69 |
| 3 | vs. #8 Virginia Tech^ | ACCN | 8 p.m. |

BOLD CAPS - home game

* - ACC game

^ - ACC/Big Ten Challenge

\$ - Miami Thanksgiving Tournament

^ - ACC Tournament

PROBABLE STARTERS (FROM LAST GAME)

Miami Hurricanes

| No. | Player | Pos. | Yr. | Ht. | Hometown | PPG | RPG | APG | FG% | 3FG% | FT% |
|-----|------------------|------|-----|------|---------------------|------|-----|-----|------|------|------|
| 3 | Destiny Harden | G | Gr. | 6-0 | Chicago, Ill. | 12.3 | 6.0 | 2.1 | .448 | .281 | .705 |
| 4 | Jasmyne Roberts | G | So. | 5-10 | Jacksonville, Fla. | 8.2 | 4.5 | 1.5 | .452 | .371 | .690 |
| 12 | Ja'Leah Williams | G | So. | 5-9 | Pompano Beach, Fla. | 7.0 | 3.1 | 2.8 | .416 | .222 | .638 |
| 14 | Haley Cavinder | G | Sr. | 5-6 | Gilbert, Ariz. | 12.9 | 4.7 | 2.5 | .412 | .399 | .897 |
| 21 | Lola Pendande | F | Sr. | 6-4 | Almeria, Spain | 8.0 | 4.2 | 0.9 | .500 | .000 | .682 |

Virginia Tech Hokies

| No. | Player | Pos. | Yr. | Ht. | Hometown | PPG | RPG | APG | FG% | 3FG% | FT% |
|-----|------------------|------|-----|------|--------------------------|------|------|------|------|------|------|
| 5 | Georgia Amoore | G | Jr. | 5-6 | Ballarat, Victoria, Aus. | 14.6 | 2.8 | 5.4 | .377 | .329 | .746 |
| 13 | Taylor Soule | F | Gr. | 5-11 | West Lebanon, N.H. | 11.4 | 5.7 | 1.7 | .517 | .261 | .724 |
| 22 | Cayla King | G | Sr. | 6-0 | Greensboro, N.C. | 8.5 | 3.1 | 1.4 | .381 | .382 | .769 |
| 23 | Kayana Traylor | G | Sr. | 5-9 | Martinsville, Ind. | 11.1 | 3.1 | 2.9 | .422 | .348 | .784 |
| 33 | Elizabeth Kitley | C | Sr. | 6-6 | Summerfield, N.C. | 18.8 | 10.7 | 16.3 | .569 | .200 | .718 |

ATHLETIC COMMUNICATIONS

Megan Barnes || meganbarnes@miami.edu || 630-651-8801



QUICK FACTS

UNIVERSITY INFORMATION

| | |
|--|--|
| Location | Coral Gables, Fla. |
| Enrollment | 19,096 |
| Founded | 1925 |
| Nickname | Hurricanes |
| Colors | Orange, Green and White |
| President | Dr. Julio Frenk |
| Vice President / Director of Athletics | Dan Radakovich |
| Faculty Athletics Representative | Dr. Marvin Dawkins |
| Conference | Atlantic Coast Conference |
| Arena / Capacity | Watsco Center / 7,972 |
| Ticket Office Phone | 1-800-GO-CANES |
| Press Row Phone | 305-284-2111 |
| Website | MiamiHurricanes.com |
| Mailing Address | 5821 San Amaro Drive, Coral Gables, FL 33146 |

COACHING STAFF

| | |
|------------------------------------|--|
| Head Coach | Katie Meier (Duke, '89 [B.A.], '90 [M.A.]) |
| Record at Miami | 340-222 (18th season) |
| Career Record | 416-267 (22nd season) |
| Assistant Head Coach | Fitzroy Anthony (Palm Beach Atlantic '08) |
| Assistant Coach | Shenise Johnson (Miami '12) |
| Assistant Coach | Josh Petersen (Florida State '12) |
| Dir. of Ops / Coord. of Recruiting | Louise Hall (CSU-Northridge '94) |
| Director of Ops / Special Projects | Margie Gill (Florida '03) |
| Assistant Director of Ops | Maria Brown (Miami '14) |
| Director of Scouting/Analytics | Logan Hogrefe (Ohio State '20) |
| Creative Content Specialist | Teren Hart (Miami '16) |

PROGRAM INFORMATION

PROGRAM HISTORY

| | |
|--------------------------|---|
| First Year of Basketball | 1972-73 (51st season) |
| All-Time Record | 849-596 (.586) |
| All-Time ACC Record | 151-149 (.502) |
| NCAA Tournament Apps. | 15 (last, 2022) |
| Last NCAAT Opponent | S. Carolina, 2022 (L, 49-33, 2nd Round) |
| WNIT Appearances | Six (last, 2014) |
| Last WNIT Opponent | Stetson, 2014 (L, 70-63, First Round) |

TEAM INFORMATION

| | |
|---------------------------|------------------------------|
| 2021-22 Overall Record | 21-13 (12-4 H, 5-6 A, 4-3 N) |
| ACC Record / Finish | 10-8/ T-7th |
| Players Returning / Lost | 9 / 5 |
| Starters Returning / Lost | 4 / 1 |
| Newcomers | 5 |

| RETURNING STARTERS | POS | PPG | RPG | APG |
|--------------------|-----|-----|-----|-----|
| Destiny Harden | F | 7.7 | 4.2 | 0.8 |
| Ja'Leah Williams | G | 7.3 | 4.1 | 2.2 |
| Lola Pendande | F | 7.0 | 4.9 | 0.6 |
| Karla Erjavec | G | 6.8 | 2.7 | 2.8 |

| KEY LOSSES (5.0+ PPG) | POS | PPG | RPG | APG |
|---------------------------------|-----|-----|-----|-----|
| Kelsey Marshall (graduation) | G | 13. | 7.3 | 2.7 |
| Maeva Djaldi-Tabdi (graduation) | F | 6.4 | 3.4 | 0.6 |

| RETURNING NUMBERS | AVG | PCT |
|-----------------------------------|------------|------|
| Points | 32.6 | .535 |
| Rebounds (includes team rebounds) | 19.0 | .526 |
| Assists | 7.5 | .576 |
| Blocks | 1.6 | .482 |
| Steals | 5.6 | .623 |
| Starts | 117 of 170 | .688 |

THE MATCHUP

- The Hurricanes are in Greensboro, N.C., to take part in the 2023 Ally ACC Women's Basketball Tournament. Miami will face third-seeded and eighth-ranked Virginia Tech at 8 p.m. on March 3. The game will air on ACC Network with Jenn Hildreth and Debbie Antonelli on the call.
- Miami holds the 22-11 advantage against Virginia Tech and is 1-1 when playing at a neutral site. The Hokies have come out on top in four of the last five meetings, but Miami recorded a 77-66 victory over Virginia Tech earlier this season.
- The Hurricanes and the Hokies have only met twice before in ACC Tournament history, with each team coming away with a victory (Miami, 2018; Virginia Tech, 2021).

LAST TIME OUT

- The Hurricanes posted an 84-69 win over 11th-seeded Boston College to earn a spot in the Ally ACC Tournament quarterfinals.
- Sophomore Lashae Dwyer scored a team-high 19 points, while senior Lola Pendande added 15 points and eight rebounds. Senior Haley Cavinder had 14 points and nine rebounds and graduate student Destiny Harden added 13 points and nine rebounds.
- The Hokies enter Friday's contest as the third overall seed in the tournament, earning a double-bye. Virginia Tech has won eight straight contests entering the ACC Tournament, including four top-25 victories.
- Virginia Tech's Elizabeth Kitley was named ACC Player of the Year earlier this week, becoming a two-time ACC Player of the Year honoree.

SCOUTING THE HOKIES

HURRICANE LEADERS

Led Team in Points

| | Season | Career |
|----------------------------|--------|--------|
| Haley Cavinder | 10 | 54 |
| Hanna Cavinder | | 31 |
| Destiny Harden | 7 | 15 |
| Karla Erjavec | | 4 |
| Lola Pendande | 2 | 5 |
| Ja'Leah Williams | 2 | 4 |
| Jasmyne Roberts | 4 | 4 |
| Lashae Dwyer | 3 | 4 |
| Lazaria Spearman | 3 | 3 |
| Latasha Lattimore | 1 | 1 |
| Moulayna Johnson Sidi Baba | | 1 |

Led Team in Rebounds

| | Season | Career |
|----------------------------|--------|--------|
| Haley Cavinder | 6 | 49 |
| Destiny Harden | 10 | 25 |
| Lola Pendande | 3 | 10 |
| Moulayna Johnson Sidi Baba | | 8 |
| Jasmyne Roberts | 7 | 8 |
| Ja'Leah Williams | | 4 |
| Lazaria Spearman | 5 | 5 |
| Latasha Lattimore | 2 | 2 |
| Lashae Dwyer | 1 | 1 |
| Kyla Oldacre | 1 | 1 |
| Hanna Cavinder | | 1 |
| Karla Erjavec | | 1 |

Double-Figure Scoring Games

| | Season | Career |
|-------------------|--------|--------|
| Haley Cavinder | 21 | 98 |
| Hanna Cavinder | 4 | 82 |
| Destiny Harden | 19 | 43 |
| Lola Pendande | 8 | 35 |
| Karla Erjavec | 3 | 31 |
| Ja'Leah Williams | 8 | 17 |
| Jasmyne Roberts | 9 | 10 |
| Lashae Dwyer | 7 | 11 |
| Lazaria Spearman | 5 | 5 |
| Latasha Lattimore | 2 | 5 |
| Kyla Oldacre | 1 | 1 |

Consecutive Games in Double Figures

| | Season | Career |
|------------------|--------|--------|
| Haley Cavinder | 9 | 32 |
| Jasmyne Roberts | 5 | 5 |
| Destiny Harden | 3 | 4 |
| Lazaria Spearman | 3 | 3 |
| Ja'Leah Williams | 2 | 2 |
| Lashae Dwyer | 2 | 2 |
| Karla Erjavec | | 2 |

20-Point Games

| | Season | Career |
|-------------------|--------|--------|
| Haley Cavinder | 3 | 45 |
| Hanna Cavinder | | 25 |
| Destiny Harden | 3 | 9 |
| Lola Pendande | 1 | 3 |
| Lashae Dwyer | 2 | 2 |
| Jasmyne Roberts | 2 | 2 |
| Ja'Leah Williams | 1 | 1 |
| Latasha Lattimore | 1 | 1 |

Double-Figure Rebounding Games

| | Season | Career |
|----------------------------|--------|--------|
| Haley Cavinder | | 23 |
| Destiny Harden | 4 | 10 |
| Lola Pendande | | 4 |
| Hanna Cavinder | | 3 |
| Lazaria Spearman | 3 | 3 |
| Latasha Lattimore | 1 | 2 |
| Moulayna Johnson Sidi Baba | | 2 |
| Ja'Leah Williams | | 1 |

Double-Doubles

| | Season | Career |
|-------------------|--------|--------|
| Haley Cavinder | | 22 |
| Destiny Harden | 4 | 9 |
| Lola Pendande | | 4 |
| Hanna Cavinder | | 3 |
| Lazaria Spearman | 2 | 2 |
| Latasha Lattimore | 1 | 2 |
| Karla Erjavec | | 1 |



ALL-ACC HONORS

• The Miami duo of senior Haley Cavinder and graduate student Haley Cavinder were recognized for their efforts on the court on Tuesday, each earning a spot on the All-ACC Second Team.

• Cavinder exploded onto the ACC basketball scene in her first year at Miami, averaging 12.8 points and 4.6 rebounds per game, good for first and second on the team, respectively. The guard ranks second in 3-point field goal percentage (.406), seventh in 3-pointers game (2.0) and 16th in scoring (12.8) among ACC players this year.

• Harden finished the regular season averaging 12.3 points per game and leading Miami on the glass at 5.9 boards per contest. She sits in the top 20 in the conference in both scoring (12.3) and rebounding (5.9), one of just seven players to accomplish this feat.

NCAA TOURNAMENT RESUME

• Up to this point, the Hurricanes have put together a solid resume for postseason contention. Miami has recorded 10 wins over NET Top 100 teams and a trio over NET Top-30 Teams in Florida State (NET 17), North Carolina (NET 26) and Virginia Tech (NET 11).

• Miami currently has five quad one victories and has tallied seven wins by 20-plus points and 12 by 10-plus.

• Six of Miami's 11 losses this season were by single-digits and three of those six were one-possession games. All 1 losses came against NET Top 100 and seven of the 11 were against NET Top 40 teams.

TEAM BASKETBALL

• Miami is one of the more difficult teams to scout in the conference as a different player can have a 20-point outing on any given night. Eight different players have led the team in scoring across 29 games this season and eight have led the team in rebounding.

• Ten of the 11 active Hurricanes have recorded a double-digit scoring game and six have reached 20 points in a game.

DES IS ON FIRE

• Graduate student Destiny Harden is getting hot at the right time, averaging 14.8 points and 9.6 rebounds per game over the last five contests.

• She is not only dominating on offense, shooting 49.2 percent from the field, but is also working as a facilitator, averaging 2.2 assists per game. In two of the five games, Harden tallied a double-double, her third and fourth double-doubles of the season.

FABULOUS FRESHMAN

• Freshman Kyla Oldacre had the best game of her career on Sunday, totaling 19 points and eight rebounds, both of which were new career highs for the center.

• Oldacre shot 9-of-11 from the field and tallied a pair of steals and a block. Her 19 points marks the first time that she has reached double-digits in scoring as a Hurricane.

CLOSE CALLS

• In the 31 games Miami has played in the ACC Tournament, 16 have been decided by single-digits and five were one-possession games.

• Eight of the last 11 games have been single-digit decisions, with Miami holding a 4-4 record in those games.

KEYS TO THE GAME

- Good things happen for the Hurricanes when they:
 - > Score 80 or more points (9-2)
 - > Keep opponents under 60 points (11-2)
 - > Lead at halftime (16-1)
 - > Outrebound opponent (16-4)
 - > Tally 15 or more assists (13-3)
 - > Commit fewer turnovers than opponent (10-2)

KEEPING IT NEUTRAL

• Miami has played 182 games in neutral site venues during its 51 seasons and holds an 85-97 overall record in those games.

• When playing in Greensboro, N.C., the Hurricanes are 11-17 all-time.

ACC STANDINGS

| Team | ACC Rec. | ACC Pct. | Overall Rec. | Overall Pct. | Win Streak |
|--------------------|-------------|-------------|--------------|--------------|------------|
| 1. Notre Dame | 15-3 | .833 | 24-4 | .857 | W6 |
| 2. Duke | 14-4 | .778 | 24-5 | .828 | L1 |
| 3. Virginia Tech | 14-4 | .778 | 24-4 | .857 | W8 |
| 4. Louisville | 12-6 | .667 | 21-10 | .677 | L1 |
| 5. Florida State | 12-6 | .667 | 23-8 | .742 | L1 |
| 6. Miami | 11-7 | .611 | 18-11 | .621 | W1 |
| 7. North Carolina | 11-7 | .611 | 20-9 | .690 | W1 |
| 8. NC State | 9-9 | .500 | 19-10 | .655 | W1 |
| 9. Syracuse | 9-9 | .500 | 18-11 | .621 | W2 |
| 10. Clemson | 7-11 | .389 | 16-14 | .533 | W2 |
| 11. Boston College | 5-13 | .278 | 15-16 | .484 | W1 |
| 12. Wake Forest | 5-13 | .278 | 14-15 | .483 | L5 |
| 13. Virginia | 4-14 | .222 | 15-14 | .517 | L3 |
| 14. Georgia Tech | 4-14 | .222 | 13-16 | .448 | L3 |
| 15. Pitt | 3-15 | .167 | 10-19 | .345 | L3 |

THE POLLS

Associated Press

| Rk. | Team (No. 1 votes) | Rec. | Pts. |
|-----|---------------------|------|------|
| 1 | South Carolina (28) | 29-0 | 700 |
| 2 | Indiana | 26-2 | 650 |
| 3 | Utah | 25-3 | 599 |
| 4 | LSU | 27-1 | 590 |
| 5 | Maryland | 24-5 | 588 |
| 6 | Stanford | 27-4 | 587 |
| 7 | Iowa | 23-6 | 560 |
| 8 | Virginia Tech | 24-4 | 497 |
| 9 | UConn | 25-5 | 484 |
| 10 | Notre Dame | 24-4 | 481 |
| 11 | Villanova | 25-5 | 378 |
| 12 | Texas | 22-7 | 355 |
| 13 | Duke | 24-5 | 347 |
| 14 | Ohio State | 23-6 | 331 |
| 15 | Gonzaga | 27-3 | 282 |
| 16 | Oklahoma | 22-5 | 273 |
| 17 | Michigan | 21-8 | 202 |
| 18 | North Carolina | 20-9 | 183 |
| 19 | UCLA | 22-8 | 181 |
| 20 | Colorado | 22-7 | 174 |
| 21 | Arizona | 21-8 | 144 |
| 22 | UNLV | 27-2 | 122 |
| 23 | Iowa State | 18-8 | 115 |
| 24 | Middle Tennessee | 23-4 | 58 |
| 25 | South Florida | 25-5 | 42 |

Others receiving votes: Creighton 34, Tennessee 31, Florida State 24, Oklahoma State 18, Florida Gulf Coast 13, Ole Miss 13, USC 10, South Dakota State 10, Louisville 8, Toledo 8, Illinois 5, North Carolina State 3

USA Today Coaches Poll

| Rk. | Team (No. 1 votes) | Rec. | Pts. |
|-----|---------------------|------|------|
| 1 | South Carolina (32) | 29-0 | 800 |
| 2 | Indiana | 26-2 | 738 |
| 3 | Louisiana State | 27-1 | 731 |
| 4 | Utah | 26-3 | 690 |
| 5 | Stanford | 27-4 | 671 |
| 6 | Maryland | 24-5 | 634 |
| 7 | Iowa | 23-6 | 615 |
| 8 | Virginia Tech | 24-4 | 573 |
| 9 | Connecticut | 26-5 | 562 |
| 10 | Notre Dame | 24-4 | 533 |
| 11 | Villanova | 26-5 | 441 |
| 12 | Duke | 24-5 | 405 |
| 13 | Oklahoma | 22-5 | 403 |
| 14 | Ohio St. | 23-6 | 391 |
| 15 | Gonzaga | 27-3 | 338 |
| 16 | UCLA | 22-8 | 269 |
| 17 | Texas | 22-8 | 225 |
| 18 | Michigan | 21-8 | 213 |
| 19 | North Carolina | 20-9 | 212 |
| 20 | Arizona | 21-8 | 207 |
| 21 | Colorado | 23-7 | 163 |
| 22 | South Florida | 25-5 | 151 |
| 23 | Iowa State | 18-8 | 142 |
| 24 | Florida Gulf Coast | 28-3 | 93 |
| 25 | UNLV | 27-2 | 88 |

Others receiving votes: Middle Tennessee St. 29; Southern California 21; NC State 21; Tennessee 10; Mississippi 9; Baylor 9; South Dakota State 7; Florida State 3; Oregon 1; Massachusetts 1; Louisville 1

*updated 2/28/23



NCAA STATS

| Team | NCAA | ACC |
|-----------------------------------|------|-----|
| Assist/Turnover Ratio (0.94) | 106 | 7 |
| Assists Per Game (15.2) | 59 | 4 |
| Blocks Per Game (2.3) | 277 | 15 |
| Field Goal Percentage (44) | 49 | 4 |
| FG Percentage Defense (41.7) | 253 | 14 |
| Fouls Per Game (16.7) | 151 | 7 |
| FT Attempts Per Game (17.6) | 134 | 5 |
| Free Throw Percentage (72.2) | 140 | 6 |
| FT Made Per Game (12.7) | 119 | 6 |
| Rebound Margin (6.4) | 40 | 3 |
| Rebounds (25.3) | 169 | 11 |
| Rebounds (13) | 71 | 5 |
| Rebounds Per Game (38.27) | 92 | 6 |
| Scoring Defense (63.7) | 160 | 10 |
| Scoring Margin (8) | 77 | 8 |
| Scoring Offense (71.7) | 59 | 6 |
| Steals Per Game (9) | 78 | 4 |
| 3-Point Attempts Per Game (17.8) | 206 | 10 |
| 3-Point Percentage (31.1) | 172 | 11 |
| 3-Point Percentage Defense (32.1) | 234 | 12 |
| 3-Pointers Per Game (5.5) | 199 | 10 |
| Turnover Margin (1.23) | 128 | 8 |
| Turnovers Forced Per Game (17.33) | 99 | 8 |
| Turnovers Per Game (16.1) | 203 | 13 |
| Winning Percentage (63.3) | 111 | 8 |

Individual (Top-75 Nationally)
Category (Value)NCAA ..ACC

*updated 3/3/23

NET TRACKER PT. II

• The ACC continues to prove that it is the best women's basketball conference. Below is a breakdown of the top conferences' NET rankings:

| Conference | Top 25 | Top 50 | Top 100 |
|------------|--------|--------|---------|
| ACC | 6 | 8 | 14 |
| Pac-12 | 5 | 8 | 11 |
| SEC | 4 | 8 | 13 |
| Big Ten | 5 | 9 | 10 |
| Big 12 | 2 | 6 | 9 |

AN INTERNATIONAL ROSTER

• With the international flavor to the Miami roster, it comes as no surprise that seven Hurricanes have played on the world stage with their respective national teams.

• Lashae Dwyer and Latasha Lattimore suited up with the U23 Canadian Team at GLOBL JAM this summer. Lola Pendande was named the Star of the Generation (2000s) by the Spanish National Team organization, while Karla Erjavec has played on the Croatian National Team.

• In 2019, Chiso Okafor took home a bronze medal as Spain finished third at the FIBA U16 Women's European Championship. Moulayna Johnson Sidi Baba and Kenza Salgues also spent time with the Swedish and French national programs, respectively.

VS. 2022-23 OPPONENTS

| OPPONENT | REC. | STRK | LAST MEETING |
|--------------------|-------|------|---------------------|
| Ark-Pine Bluff | 1-0 | W1 | W, 78-65 (12/6/21) |
| Boston College | 29-19 | L1 | L, 79-66 (1/23/22) |
| Boston University | 1-0 | W1 | W, 87-69 (1/11/90) |
| Clemson | 17-8 | W4 | W, 76-40 (2/27/22) |
| Columbia | N/A | N/A | N/A |
| DePaul | 0-1 | L1 | L, 89-83 (11/23/19) |
| Duke | 5-16 | W1 | W, 61-55 (3/3/22) |
| Florida | 14-28 | W2 | W, 77-64 (3/21/10) |
| Florida Atlantic | 19-0 | W19 | W, 56-46 (11/18/21) |
| Florida State | 18-48 | W2 | W, 76-59 (2/13/22) |
| Georgia Tech | 19-17 | W2 | W, 51-39 (2/20/22) |
| Louisville | 3-7 | W1 | W, 61-59 (3/4/22) |
| Loyola Chicago | 2-0 | W2 | W, 81-43 (12/6/16) |
| Md.-Eastern Shore | 5-11 | L3 | L, 79-71 (11/26/17) |
| Michigan | 2-2 | W1 | W, 76-59 (3/31/10) |
| North Carolina | 12-15 | L1 | L, 85-38 (2/6/22) |
| North Carolina A&T | 3-0 | W3 | W, 68-67 (11/22/19) |
| NC State | 11-14 | L4 | L, 60-47 (3/6/22) |
| North Florida | 6-0 | W6 | W, 81-39 (11/28/20) |
| Notre Dame | 6-22 | W1 | W, 57-54 (3/5/22) |
| Pittsburgh | 25-9 | W8 | W, 60-50 (2/17/22) |
| Stetson | 20-4 | W1 | W, 54-39 (11/14/21) |
| Syracuse | 22-12 | W1 | W, 71-65 (2/3/22) |
| Virginia | 11-10 | W1 | W, 71-55 (2/15/22) |
| Virginia Tech | 21-11 | L5 | L, 70-63 (2/24/22) |
| Wake Forest | 16-11 | W1 | W, 66-59 (1/27/22) |

*All information is as of the start of the 2022-23 season

GAME-BY-GAME BREAKDOWN

| Date | Opponent | Site | Time | TV | Jersey | Tip-off | Attend. | Result |
|-------|------------------|---------------------|---------|----------|--------|---------|---------|----------|
| 11/7 | MD-Eastern Shore | Coral Gables, Fla. | 4 p.m. | ACCNX | White | Miami | 1,548 | W, 83-51 |
| 11/10 | Stetson | Coral Gables, Fla. | 11 a.m. | ACCNX | White | Miami | 3,068 | W, 80-56 |
| 11/13 | Boston U. | Coral Gables, Fla. | 1 p.m. | ACCNX | White | BU | 1,708 | W, 81-46 |
| 11/16 | Florida Atlantic | Coral Gables, Fla. | 6 p.m. | ACCNX | White | Miami | 1,585 | W, 75-42 |
| 11/20 | DePaul | Chicago, Ill. | 5 p.m. | FloHoops | Green | DePaul | 1,237 | L, 98-83 |
| 11/22 | Loyola-Chicago | Chicago, Ill. | 7 p.m. | ESPN+ | Orange | Loyola | 391 | W, 63-45 |
| 11/25 | NC A&T | Coral Gables, Fla. | 3 p.m. | ACCNX | White | NC A&T | 1,605 | W, 97-54 |
| 11/27 | Columbia | Coral Gables, Fla. | 2 p.m. | ACCNX | White | CU | 1,658 | L, 78-71 |
| 12/1 | Michigan | Coral Gables, Fla. | 9 p.m. | ACCN | White | Mich. | 1,830 | L, 76-64 |
| 12/4 | North Florida | Coral Gables, Fla. | 2 p.m. | ACCNX | White | UM | 1,591 | W, 85-45 |
| 12/11 | Florida | Coral Gables, Fla. | 4 p.m. | ACCN | White | Florida | 3,251 | L, 76-73 |
| 12/21 | Florida State | Tallahassee, Fla. | 12 p.m. | ACCNX | Green | FSU | 3,022 | L, 92-85 |
| 12/29 | Notre Dame | Coral Gables, Fla. | 6 p.m. | ACCN | White | ND | 2,153 | L, 66-63 |
| 1/1 | Pittsburgh | Pittsburgh, Pa. | 2 p.m. | ACCNX | Orange | Miami | 636 | W, 74-67 |
| 1/5 | North Carolina | Coral Gables, Fla. | 6 p.m. | ACCNX | White | Miami | 2,044 | W, 62-58 |
| 1/8 | Virginia Tech | Coral Gables, Fla. | 1 p.m. | RSN | White | VT | 1,639 | W, 77-66 |
| 1/12 | Georgia Tech | Atlanta, Ga. | 8 p.m. | ACCN | Orange | GT | 1,434 | W, 69-60 |
| 1/15 | Wake Forest | Coral Gables, Fla. | 2 p.m. | ACCNX | White | WF | 1,892 | W, 55-43 |
| 1/19 | NC State | Raleigh, N.C. | 6 p.m. | ACCN | Green | Miami | 5,500 | L, 71-61 |
| 1/26 | Boston College | Coral Gables, Fla. | 6 p.m. | RSN | White | BC | 2,111 | W, 86-65 |
| 1/29 | Wake Forest | Winston-Salem, N.C. | 2 p.m. | ACCNX | Orange | WF | 1,225 | L, 55-52 |
| 2/2 | Clemson | Clemson, S.C. | 8 p.m. | RSN | Green | CU | 1,001 | W, 69-66 |
| 2/5 | Georgia Tech | Coral Gables, Fla. | 12 p.m. | ACCN | White | GT | 3,686 | W, 64-58 |
| 2/9 | Florida State | Coral Gables, Fla. | 6 p.m. | RSN | White | FSU | 2,398 | W, 86-82 |
| 2/12 | Duke | Durham, N.C. | 2 p.m. | RSN | Gray | DU | 2,449 | L, 50-40 |
| 2/16 | Clemson | Coral Gables, Fla. | 6 p.m. | ACCNX | White | CU | 1,923 | W, 59-54 |
| 2/19 | Syracuse | Syracuse, N.Y. | 1 p.m. | RSN | Green | SU | 4,566 | L, 77-68 |
| 2/23 | Louisville | Louisville, Ky. | 6 p.m. | ACCN | Green | UM | 8,211 | L, 71-57 |
| 2/26 | Virginia | Coral Gables, Fla. | 12 p.m. | ACCN | White | UM | 2,453 | W, 85-74 |
| 3/2 | Boston College | Greensboro, N.C. | 8 p.m. | ACCN | White | UM | 4,578 | W, 84-69 |
| 3/3 | Virginia Tech | Greensboro, N.C. | 8 p.m. | ACCN | | | | |



IT'S A FAMILY TRADITION

Basketball is a family affair for several Canes:

• **Parents:** Both Karla Erjavec's mother and father played professional basketball in Croatia and her dad served as an assistant coach for the Croatian national team from 2009-11. Haley and Hanna Cavinder's dad played basketball at Nova Southeastern from 1992-94.

• **Cousins:** Jasmyne Roberts has two cousins who played college basketball – Shaneese Bailey suited up for the Canes from 2016-18 and Courtney Williams played at South Florida (2012-16). Williams was drafted eighth overall in the 2016 WNBA Draft and has played for Connecticut, Phoenix and Atlanta.

CANES OVERSEAS

• Miami currently has 13 alumni playing professional basketball overseas:

> Czech Republic: Emese Hof

> England: Hannah Shaw

> France: Maeva Djaldi-Tabdi, Naomi Mbandu, Laura Quevedo

> Hungary: Beatrice Mompremier

> Puerto Rico: Mykea Gray

> Romania: Adrienne Motley

> Spain: Laura Cornelius, Serena Geldof

> Turkey: Keyona Hayes, Jessica Thomas, Riquna Williams

MEIER'S LEGACY

• Head Coach Katie Meier reached 400 career wins with the victory over South Florida in the first round of the NCAA Tournament last season.

• Meier is one of 57 active Division I coaches to eclipse the 400-win mark and one of just 17 Power 5 coaches to do so.

• With 337 career victories at the University of Miami, Meier is the Hurricanes' all-time winningest coach -- men's or women's basketball.

OFFSEASON PROMOTION

• Fitzroy Anthony was elevated to the role of associate head coach during the offseason, after spending the 2021-22 season in the role of assistant head coach.

• Anthony enters his eighth season at Miami in 2022-23 and, during that time, has coached six All-ACC performers and helped Miami to the NCAA Tournament in five of the seven years he has been on staff.

STANDIN' IN THE HALL OF FAME

• The Miami women's basketball team recently had another addition announced to the UM Sports Hall of Fame as 2012 graduate Riquna Williams was named a Class of 2023 inductee.

STARTING LINEUPS

| Date | Opponent | 1 | 2 | 3 | 4 | 5 |
|-------|------------------|---------|----------------|----------|---------|----------|
| 11/7 | MD-Eastern Shore | Erjavec | Cavinder, Hal. | Williams | Harden | Pendande |
| 11/10 | Stetson | Erjavec | Cavinder, Hal. | Williams | Harden | Pendande |
| 11/13 | Boston U. | Erjavec | Cavinder, Hal. | Williams | Harden | Pendande |
| 11/16 | Florida Atlantic | Erjavec | Cavinder, Hal. | Williams | Harden | Pendande |
| 11/20 | DePaul | Erjavec | Cavinder, Hal. | Williams | Harden | Pendande |
| 11/22 | Loyola-Chicago | Erjavec | Cavinder, Hal. | Williams | Harden | Pendande |
| 11/25 | NC A&T | Erjavec | Cavinder, Hal. | Williams | Harden | Pendande |
| 11/27 | Columbia | Erjavec | Cavinder, Hal. | Williams | Harden | Pendande |
| 12/1 | Michigan | Erjavec | Cavinder, Hal. | Williams | Harden | Pendande |
| 12/4 | North Florida | Erjavec | Cavinder, Hal. | Williams | Harden | Pendande |
| 12/11 | Florida | Erjavec | Cavinder, Hal. | Williams | Harden | Pendande |
| 12/21 | Florida State | Erjavec | Cavinder, Hal. | Williams | Harden | Pendande |
| 12/29 | Notre Dame | Erjavec | Cavinder, Hal. | Williams | Harden | Pendande |
| 1/1 | Pittsburgh | Erjavec | Cavinder, Hal. | Williams | Harden | Pendande |
| 1/5 | North Carolina | Erjavec | Cavinder, Hal. | Williams | Roberts | Pendande |
| 1/8 | Virginia Tech | Erjavec | Cavinder, Hal. | Williams | Roberts | Pendande |
| 1/12 | Georgia Tech | Erjavec | Cavinder, Hal. | Williams | Roberts | Pendande |
| 1/15 | Wake Forest | Roberts | Cavinder, Hal. | Williams | Harden | Pendande |
| 1/19 | NC State | Roberts | Cavinder, Hal. | Williams | Harden | Pendande |
| 1/26 | Boston College | Roberts | Cavinder, Hal. | Williams | Harden | Pendande |
| 1/29 | Wake Forest | Roberts | Cavinder, Hal. | Williams | Harden | Pendande |
| 2/2 | Clemson | Roberts | Cavinder, Hal. | Williams | Harden | Pendande |
| 2/5 | Georgia Tech | Roberts | Cavinder, Hal. | Williams | Harden | Pendande |
| 2/9 | Florida State | Roberts | Cavinder, Hal. | Williams | Harden | Pendande |
| 2/12 | Duke | Roberts | Cavinder, Hal. | Williams | Harden | Pendande |
| 2/16 | Clemson | Roberts | Cavinder, Hal. | Williams | Harden | Pendande |
| 2/19 | Syracuse | Roberts | Cavinder, Hal. | Williams | Harden | Pendande |
| 2/23 | Louisville | Roberts | Cavinder, Hal. | Williams | Harden | Pendande |
| 2/26 | Virginia | Roberts | Cavinder, Hal. | Williams | Harden | Pendande |
| 3/2 | Boston College | Roberts | Cavinder, Hal. | Williams | Harden | Pendande |
| 3/3 | Virginia Tech | | | | | |

NET TRACKER

MIAMI BY WEEK

| Date | NET |
|-------|-----|
| 12/5 | 49 |
| 12/12 | 62 |
| 12/19 | 62 |
| 12/26 | 63 |
| 1/2 | 53 |
| 1/9 | 45 |
| 1/16 | 44 |
| 1/23 | 45 |
| 1/30 | 44 |
| 2/6 | 45 |
| 2/13 | 47 |
| 2/20 | 47 |
| 2/27 | 49 |
| 3/6 | |

OPPONENT NET RANKING

| Previously Played | NET then | NET now |
|------------------------|----------|---------|
| Maryland Eastern Shore | - | 315 |
| Stetson | - | 262 |
| Boston U. | - | 120 |
| Florida Atlantic | - | 220 |
| DePaul | - | 63 |
| Loyola Chicago | - | 272 |
| NC A&T | - | 222 |
| Columbia | - | 35 |
| Michigan | - | 24 |
| North Florida | - | 340 |
| Florida | 93 | 84 |
| Florida State | 31/14 | 25 |
| Notre Dame | 10 | 6 |
| Pittsburgh | 111 | 104 |
| North Carolina | 26 | 21 |
| Virginia Tech | 14 | 12 |
| Georgia Tech | 73/68 | 76 |
| Wake Forest | 79/77 | 73 |
| NC State | 13 | 18 |
| Boston College | 78/85 | 88 |
| Clemson | 66/65 | 59 |
| Duke | 9 | 9 |
| Syracuse | 58 | 57 |
| Louisville | 29 | 26 |
| Virginia | 51 | 52 |

| To Be Played | Date | NET now |
|---------------|------|---------|
| Virginia Tech | 3/3 | 12 |

*updated 3/3/23



THE NUMBERS GAME

SPECIALTY STATS

| Date | Opponent | W/L | UM Big | | Opp Big | | Ties | Chg | UM in | | | Pts Off TOs | | Paint | | 2nd Ch | | Fast Brk | | Bench | |
|-------|------------------|-----|----------|-----------|---------|------|-------|-------|-------|----|-----|-------------|-----|-------|-----|--------|-----|----------|-----|-------|-----|
| | | | Lead | Lead | Lead | Lead | | | Tied | UM | Opp | UM | Opp | UM | Opp | UM | Opp | UM | Opp | UM | Opp |
| 11/7 | UMES | W | 37 (4th) | 4 (1st) | 1 | 1 | 35:48 | 2:40 | 1:32 | 37 | 15 | 42 | 16 | 25 | 7 | 13 | 4 | 42 | 15 | | |
| 11/10 | Stetson | W | 26 (4th) | 1 (1st) | 0 | 1 | 38:58 | 1:02 | - | 26 | 10 | 34 | 18 | 16 | 2 | 12 | 6 | 16 | 20 | | |
| 11/13 | Boston U. | W | 45 (4th) | - | - | - | 38:47 | - | 1:13 | 27 | 12 | 40 | 20 | 19 | 6 | 11 | 8 | 46 | 21 | | |
| 11/16 | Florida Atlantic | W | 37 (4th) | 2 (1st) | 1 | 3 | 36:08 | 2:22 | 1:32 | 25 | 6 | 50 | 22 | 12 | 8 | 22 | 2 | 42 | 14 | | |
| 11/20 | DePaul | L | 3 (1st) | 20 (3rd) | 6 | 6 | 1:22 | 35:35 | 3:03 | 19 | 17 | 36 | 32 | 17 | 15 | 18 | 7 | 33 | 9 | | |
| 11/22 | Loyola-Chicago | W | 24 (4th) | - | - | - | 37:03 | - | 2:57 | 17 | 6 | 44 | 24 | 10 | 11 | 15 | 5 | 28 | 6 | | |
| 11/25 | NC A&T | W | 46 (4th) | 3 (1st) | - | 1 | 38:12 | 1:22 | 00:26 | 36 | 4 | 36 | 26 | 17 | 7 | 12 | 2 | 51 | 12 | | |
| 11/27 | Columbia | L | 6 (2nd) | 9 (4th) | 5 | 14 | 9:02 | 29:14 | 1:34 | 7 | 6 | 42 | 30 | 6 | 8 | 17 | 9 | 18 | 9 | | |
| 12/1 | Michigan | L | 2 (2nd) | 16 (4th) | 5 | 2 | 00:17 | 36:12 | 3:31 | 11 | 28 | 32 | 28 | 16 | 4 | 2 | 3 | 24 | 8 | | |
| 12/4 | North Florida | W | 43 (4th) | 3 (1st) | 3 | 2 | 32:22 | 4:28 | 3:10 | 34 | 10 | 30 | 22 | 15 | 2 | 18 | 5 | 51 | 16 | | |
| 12/11 | Florida | L | 12 (2nd) | 6 (1st) | 7 | 12 | 33:57 | 8:27 | 2:36 | 21 | 17 | 22 | 26 | 17 | 17 | 5 | 17 | 14 | 22 | | |
| 12/21 | Florida State | L | - | 16 (4:43) | - | - | - | 39:51 | 00:09 | 18 | 23 | 36 | 34 | 21 | 8 | 18 | 19 | 27 | 22 | | |
| 12/29 | Notre Dame | L | 3 (4th) | 13 (1st) | 7 | 3 | 2:37 | 30:20 | 7:03 | 19 | 10 | 36 | 32 | 12 | 7 | 22 | 6 | 25 | 17 | | |
| 1/1 | Pittsburgh | W | 12 (1st) | 2 (2nd) | 3 | 4 | 36:19 | 1:34 | 2:07 | 18 | 17 | 38 | 28 | 17 | 8 | 17 | 20 | 27 | 13 | | |
| 1/5 | North Carolina | W | 1 (8:20) | 10 (2nd) | 10 | 1 | 36:47 | 2:16 | 00:57 | 11 | 13 | 22 | 16 | 7 | 9 | 8 | 5 | 19 | 6 | | |
| 1/8 | Virginia Tech | W | 11 (4th) | 2 (1st) | 3 | 5 | 34:22 | 1:49 | 3:49 | 10 | 9 | 38 | 28 | 7 | 14 | 7 | 4 | 19 | 8 | | |
| 1/12 | Georgia Tech | W | 20 (3rd) | 4 (1st) | 1 | 1 | 35:11 | 4:22 | 00:27 | 19 | 12 | 38 | 28 | 5 | 14 | 11 | 2 | 38 | 22 | | |
| 1/15 | Wake Forest | W | 21 (3rd) | - | - | - | 39:35 | - | 00:25 | 16 | 10 | 32 | 22 | 6 | 15 | 9 | 5 | 18 | 18 | | |
| 1/19 | NC State | L | 8 (1st) | 18 (3rd) | 3 | 2 | 4:08 | 33:23 | 6:29 | 15 | 19 | 36 | 38 | 11 | 8 | 4 | 20 | 9 | 30 | | |
| 1/26 | Boston College | W | 21 (4th) | 12 (1st) | 1 | 3 | 15:29 | 23:59 | 00:32 | 24 | 12 | 48 | 30 | 18 | 14 | 20 | 8 | 39 | 8 | | |
| 1/29 | Wake Forest | L | 5 (1st) | 10 (3rd) | 6 | 9 | 13:46 | 22:23 | 3:51 | 6 | 18 | 28 | 24 | 10 | 11 | 4 | 0 | 13 | 12 | | |
| 2/2 | Clemson | W | 14 (3rd) | 7 (2nd) | 6 | 9 | 19:33 | 18:21 | 7:06 | 17 | 23 | 40 | 32 | 13 | 22 | 13 | 3 | 9 | 18 | | |
| 2/5 | Georgia Tech | W | 10 (2nd) | 2 (1st) | 6 | 7 | 31:54 | 2:25 | 5:21 | 12 | 17 | 34 | 16 | 17 | 0 | 12 | 9 | 24 | 9 | | |
| 2/9 | Florida State | W | 8 (1st) | 13 (2nd) | 3 | 2 | 11:07 | 27:03 | 1:49 | 5 | 10 | 24 | 32 | 18 | 7 | 19 | 6 | 10 | 20 | | |
| 2/12 | Duke | L | 19 (2nd) | 1 (1st) | 1 | 1 | 38:06 | 00:22 | 1:32 | 4 | 15 | 18 | 16 | 2 | 3 | 2 | 4 | 4 | 14 | | |
| 2/16 | Clemson | W | 14 (4th) | 3 (1st) | 2 | 4 | 34:00 | 4:36 | 1:24 | 26 | 19 | 28 | 20 | 2 | 9 | 11 | 4 | 8 | 7 | | |
| 2/19 | Syracuse | L | 2 (1st) | 16 (3rd) | 1 | 2 | 37:56 | 00:42 | 1:38 | 19 | 18 | 52 | 34 | 8 | 9 | 19 | 12 | 15 | 23 | | |
| 2/23 | Louisville | L | 5 (2nd) | 15 (3rd) | 5 | 5 | 4:58 | 31:00 | 4:02 | 7 | 22 | 24 | 36 | 6 | 14 | 0 | 0 | 16 | 25 | | |
| 2/27 | Virginia | W | 15 (4th) | 4 (1st) | 1 | 1 | 33:41 | 5:40 | 00:39 | 15 | 10 | 38 | 28 | 7 | 7 | 12 | 6 | 36 | 12 | | |
| 3/2 | Boston College | W | 15 (4th) | 7 (1st) | 0 | 6 | 28:36 | 10:10 | 1:14 | 24 | 14 | 40 | 36 | 18 | 14 | 6 | 9 | 35 | 26 | | |

QUARTER-BY-QUARTER BREAKDOWN

| Quarter | PTS | Opp PTS | Margin | FG% | Opp FG% | 3FG% | Opp 3FG% | FT% | Opp FT% | REB | AST | TO | STL | BLK |
|----------|-----|---------|--------|------|---------|------|----------|------|---------|-----|-----|-----|-----|-----|
| First | 518 | 478 | +40 | .450 | .431 | .364 | .390 | .657 | .659 | 277 | 89 | 136 | 78 | 19 |
| Second | 504 | 441 | +64 | .413 | .404 | .278 | .321 | .754 | .582 | 309 | 104 | 128 | 67 | 11 |
| Third | 613 | 501 | +112 | .495 | .433 | .362 | .307 | .767 | .667 | 261 | 132 | 97 | 67 | 16 |
| Fourth | 501 | 476 | +25 | .403 | .396 | .288 | .264 | .720 | .776 | 287 | 100 | 121 | 57 | 17 |
| Overtime | 15 | 15 | - | .278 | .375 | .000 | .000 | .500 | .900 | 14 | 1 | 1 | 2 | 0 |

MONTH-BY-MONTH BREAKDOWN

| Month | Record | PPG | Opp PPG | Margin | FG% | Opp FG% | 3FG% | Opp 3FG% | RPG | APG | SPG | BPG |
|----------|--------|------|---------|--------|------|---------|------|----------|------|------|------|-----|
| November | 6-2 | 79.1 | 58.8 | +20.4 | .448 | .389 | .304 | .299 | 42.6 | 16.3 | 11.0 | 3.0 |
| December | 1-4 | 74.0 | 71.0 | +3.0 | .413 | .474 | .321 | .351 | 38.4 | 15.2 | 11.4 | 2.0 |
| January | 6-2 | 67.0 | 60.6 | +6.4 | .454 | .399 | .290 | .285 | 33.6 | 14.1 | 8.4 | 2.0 |
| February | 5-3 | 66.0 | 66.5 | -0.5 | .428 | .417 | .322 | .354 | 38.4 | 15.0 | 6.3 | 2.3 |
| March | 1-0 | 84.0 | 69.0 | +15.0 | .515 | .500 | .400 | .500 | 39.0 | 17.0 | 9.0 | 1.0 |



ACC TOURNAMENT HISTORY

2004-05 (No. 9 Seed)

| | | | | |
|--------|--------------------------|---------------|----------|------------------|
| 3/4/05 | vs. No. 8 Georgia Tech | First Round | W, 60-58 | Greensboro, N.C. |
| 3/5/05 | vs. No. 1 North Carolina | Quarterfinals | L, 64-57 | Greensboro, N.C. |

2005-06 (No. 6 seed)

| | | | | |
|--------|-------------------------|-------------|----------|------------------|
| 3/2/06 | vs. No. 11 Georgia Tech | First Round | L, 79-62 | Greensboro, N.C. |
|--------|-------------------------|-------------|----------|------------------|

2006-07 (No. 11 seed)

| | | | | |
|--------|------------------------|-------------|----------|------------------|
| 3/1/07 | vs. No. 6 Georgia Tech | First Round | L, 66-52 | Greensboro, N.C. |
|--------|------------------------|-------------|----------|------------------|

2007-08 (No. 12 seed)

| | | | | |
|--------|------------------------|-------------|----------|------------------|
| 3/6/08 | vs. No. 5 Georgia Tech | First Round | L, 76-49 | Greensboro, N.C. |
|--------|------------------------|-------------|----------|------------------|

2008-09 (No. 10 seed)

| | | | | |
|--------|--------------------------|-------------|----------|------------------|
| 3/5/09 | vs. No. 7 Boston College | First Round | L, 76-59 | Greensboro, N.C. |
|--------|--------------------------|-------------|----------|------------------|

2009-10 (No. 12 seed)

| | | | | |
|--------|-----------------------|-------------|---------------|------------------|
| 3/4/10 | vs. No. 7 Wake Forest | First Round | L, 61-60 (OT) | Greensboro, N.C. |
|--------|-----------------------|-------------|---------------|------------------|

2010-11 (No. 2 seed)

| | | | | |
|--------|--------------------------|---------------|----------|------------------|
| 3/4/11 | vs. No. 10 NC State | Quarterfinals | W, 93-85 | Greensboro, N.C. |
| 3/5/11 | vs. No. 6 North Carolina | Semifinals | L, 83-57 | Greensboro, N.C. |

2011-12 (No. 2 seed)

| | | | | |
|--------|-----------------------|---------------|----------|------------------|
| 3/2/12 | vs. No. 7 Wake Forest | Quarterfinals | L, 81-74 | Greensboro, N.C. |
|--------|-----------------------|---------------|----------|------------------|

2012-13 (No. 5 seed)

| | | | | |
|--------|--------------------------|---------------|----------|------------------|
| 3/7/13 | vs. No. 12 Virginia Tech | First Round | W, 45-39 | Greensboro, N.C. |
| 3/8/13 | vs. No. 4 Florida State | Quarterfinals | L, 70-58 | Greensboro, N.C. |

2013-14 (No. 8 seed)

| | | | | |
|--------|-------------------------|--------------|---------------|------------------|
| 3/6/14 | vs. No. 9 Florida State | Second Round | L, 72-67 (OT) | Greensboro, N.C. |
|--------|-------------------------|--------------|---------------|------------------|

2014-15 (No. 8 seed)

| | | | | |
|--------|----------------------|---------------|----------|------------------|
| 3/5/15 | vs. No. 9 Virginia | Second Round | W, 62-52 | Greensboro, N.C. |
| 3/6/15 | vs. No. 1 Notre Dame | Quarterfinals | L, 77-61 | Greensboro, N.C. |

2015-16 (No. 5 seed)

| | | | | |
|--------|-------------------------|---------------|----------|------------------|
| 3/3/16 | vs. No. 12 Pittsburgh | Second Round | W, 77-55 | Greensboro, N.C. |
| 3/4/16 | vs. No. 4 Florida State | Quarterfinals | W, 74-56 | Greensboro, N.C. |
| 3/5/16 | vs. No. 1 Notre Dame | Semifinals | L, 78-67 | Greensboro, N.C. |

2016-17 (No. 7 seed)

| | | | | |
|--------|-------------------------|---------------|----------|--------------|
| 3/2/17 | vs. No. 10 Georgia Tech | Second Round | W, 87-71 | Conway, S.C. |
| 3/3/17 | vs. No. 2 Florida State | Quarterfinals | W, 56-54 | Conway, S.C. |
| 3/4/17 | vs. No. 3 Duke | Semifinals | L, 57-52 | Conway, S.C. |

2017-18 (No. 6 seed)

| | | | | |
|--------|-------------------------|---------------|----------|------------------|
| 3/1/18 | vs. No. 11 Wake Forest | Second Round | W, 68-60 | Greensboro, N.C. |
| 3/2/18 | vs. No. 3 Florida State | Quarterfinals | L, 73-69 | Greensboro, N.C. |

2018-19 (No. 4 seed)

| | | | | |
|--------|--------------------|---------------|----------|------------------|
| 3/8/19 | vs. No. 5 Syracuse | Quarterfinals | L, 92-85 | Greensboro, N.C. |
|--------|--------------------|---------------|----------|------------------|

2019-20 (No. 11 seed)

| | | | | |
|--------|--------------------|-------------|----------|------------------|
| 3/4/20 | vs. No. 14 Clemson | First Round | L, 71-56 | Greensboro, N.C. |
|--------|--------------------|-------------|----------|------------------|

2020-21 (No. 10 seed)

| | | | | |
|--------|-------------------------|--------------|----------|------------------|
| 3/4/21 | vs. No. 7 Virginia Tech | Second Round | L, 72-64 | Greensboro, N.C. |
|--------|-------------------------|--------------|----------|------------------|

2021-22 (No. 7 seed)

| | | | | |
|--------|----------------------|---------------|----------|------------------|
| 3/3/22 | vs. No. 10 Duke | Second Round | W, 61-55 | Greensboro, N.C. |
| 3/4/22 | vs. No. 2 Louisville | Quarterfinals | W, 61-59 | Greensboro, N.C. |
| 3/5/22 | vs. No. 3 Notre Dame | Semifinals | W, 57-54 | Greensboro, N.C. |
| 3/6/22 | vs. No. 1 NC State | Finals | L, 60-47 | Greensboro, N.C. |

2022-23 (No. 6 seed)

| | | | | |
|--------|---------------------------|--------------|----------|------------------|
| 3/2/23 | vs. No. 11 Boston College | Second Round | W, 84-69 | Greensboro, N.C. |
|--------|---------------------------|--------------|----------|------------------|



ACC TOURNEY

Record By Round

| | | |
|---------------|-------|------|
| First | 2-6 | .250 |
| Second | 6-2 | .750 |
| Quarterfinals | 4-6 | .400 |
| Semifinals | 1-3 | .250 |
| Finals | 0-1 | .000 |
| Overall | 13-18 | .419 |

Record By Seed

| | | |
|----------|-------|------|
| Second | 1-2 | .333 |
| Fourth | 0-1 | .000 |
| Fifth | 3-2 | .600 |
| Sixth | 2-2 | .500 |
| Seventh | 5-2 | .714 |
| Eighth | 1-2 | .333 |
| Ninth | 1-1 | .500 |
| Tenth | 0-2 | .000 |
| Eleventh | 0-2 | .000 |
| Twelfth | 0-2 | .000 |
| Overall | 13-18 | .419 |

Record By City

| | | |
|------------------|-------|------|
| Greensboro, N.C. | 11-17 | .393 |
| Conway, S.C. | 2-1 | .667 |
| Overall | 13-18 | .419 |

Record By Opponent

| | | |
|----------------|-------|-------|
| Boston College | 1-1 | .500 |
| Clemson | 0-1 | .000 |
| Duke | 1-1 | .500 |
| Florida State | 2-3 | .400 |
| Georgia Tech | 2-3 | .400 |
| Louisville | 1-0 | 1.000 |
| North Carolina | 0-2 | .000 |
| NC State | 1-1 | .500 |
| Notre Dame | 1-2 | .333 |
| Pittsburgh | 1-0 | 1.000 |
| Syracuse | 0-1 | .000 |
| Virginia | 1-0 | 1.000 |
| Virginia Tech | 1-1 | .500 |
| Wake Forest | 1-2 | .333 |
| Overall | 13-18 | .419 |

ACC TOURNAMENT RECORDS

INDIVIDUAL SINGLE-GAME RECORDS

| Category | Statistic | Player | Opponent | Date |
|---------------------------------------|--------------|-------------------|----------------|--------|
| Points | 28 | Riquna Williams | Wake Forest | 3/4/10 |
| Field Goals | 11* | Destiny Harden | Louisville | 3/4/22 |
| Field Goal Attempts | 25 | Riquna Williams | Wake Forest | 3/4/10 |
| Field Goal % (min. 10 att.) | .733 8-11 | Destiny Harden | Louisville | 3/4/22 |
| 3-Point Field Goals | 5 | Jessica Thomas | Notre Dame | 3/5/16 |
| 3-Point Field Goal Att. | 11 | Riquna Williams | North Carolina | 3/5/11 |
| 3-Point Field Goal % (min. 2 3FGM) | .833 5-6 | Jessica Thomas | Florida State | 3/4/16 |
| Free Throws | 8 | Morgan Stroman | Florida State | 3/8/13 |
| Free Throw Attempts | 10 | Morgan Stroman | Florida State | 3/8/13 |
| Free Throw % (min. 5 FTM) | 1.000 8-8 | Fallon Phanord | North Carolina | 3/5/05 |
| Rebounds | 18 | Shawnice Wilson | Florida State | 3/8/13 |
| Assists | 8 | Keyanna Harris | Wake Forest | 3/1/18 |
| Steals | 6 | Yalonda McCormick | North Carolina | 3/5/05 |
| Blocks | 5 | Jassany Williams | Virginia | 3/5/15 |

*occurred more than once, most recent listed

TEAM SINGLE-GAME RECORDS

| Category | Statistic | Opponent | Date |
|-----------------------------|--------------|------------------------|--------|
| Margin of Victory | 22 | Pittsburgh (UM, 77-55) | 3/3/16 |
| Most Points | 93 | NC State | 3/4/11 |
| Most Points in a Quarter | 28 | Georgia Tech (2nd) | 3/2/17 |
| Field Goals | 37 | Georgia Tech | 3/2/17 |
| Field Goal Attempts | 70 | NC State | 3/4/11 |
| Field Goal % | .638 (37-58) | Georgia Tech | 3/2/17 |
| 3-Point Field Goals | 9 | Georgia Tech | 3/2/06 |
| 3-Point Field Goal Attempts | 25 | North Carolina | 3/5/11 |
| 3-Point Field Goal % | .533 (8-15) | Florida State | 3/4/16 |
| Free Throws | 19 | NC State | 3/4/11 |
| Free Throw Attempts | 28 | NC State | 3/4/11 |
| Free Throw % | .889 (8-9) | Notre Dame | 3/5/16 |
| Rebounds | 48 | Florida State | 3/8/13 |
| Assists | 21 | Pittsburgh | 3/3/16 |
| Blocks | 7 | Florida State | 3/4/16 |
| Steals | 26 | Florida State | 3/4/16 |
| Turnovers | 23 | Florida State | 3/6/14 |



2023 ALLY ACC WOMEN'S BASKETBALL TOURNAMENT

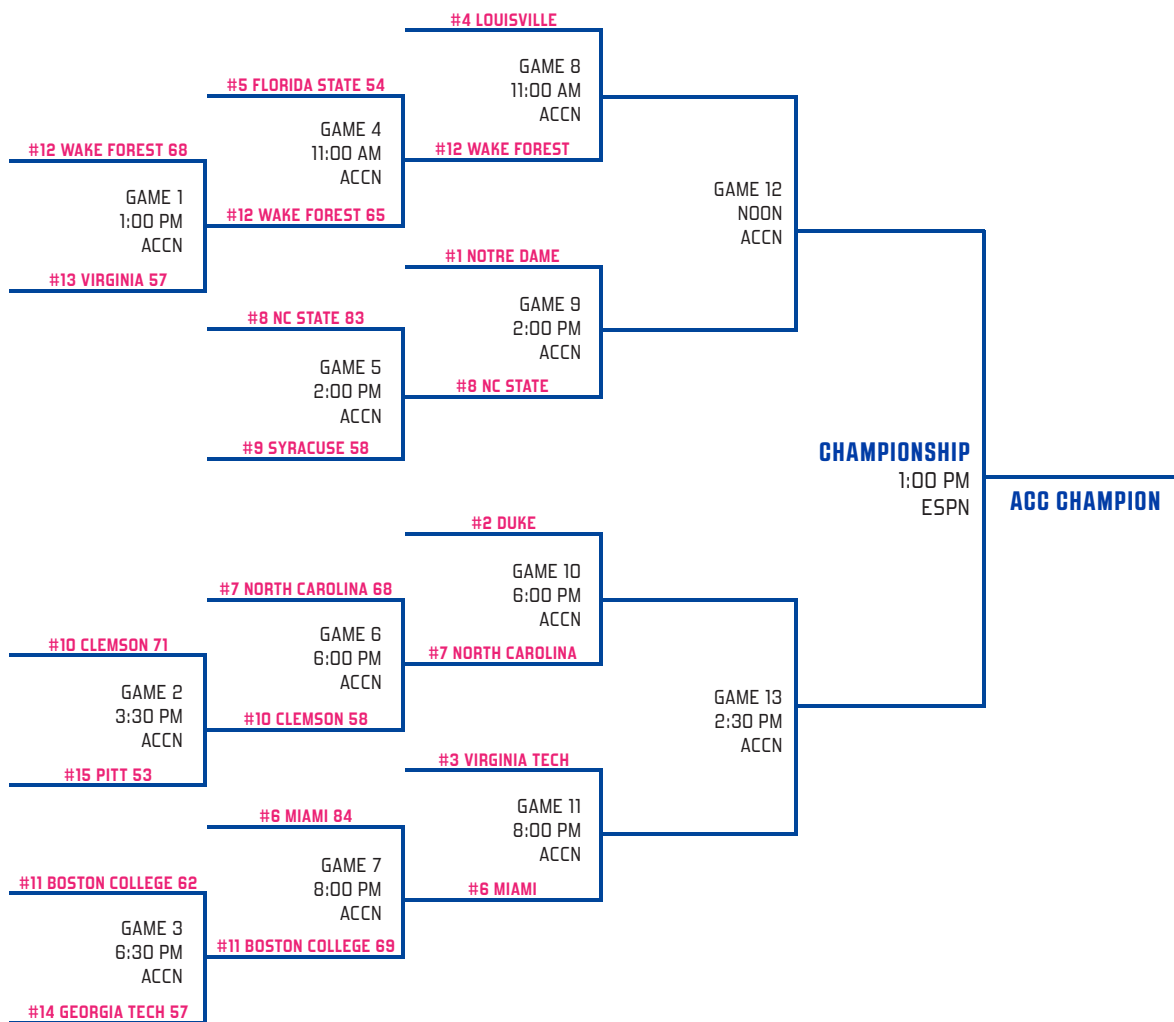
FIRST ROUND
WEDNESDAY • MARCH 1

SECOND ROUND
THURSDAY • MARCH 2

QUARTERFINALS
FRIDAY • MARCH 3

SEMIFINALS
SATURDAY • MARCH 4

CHAMPIONSHIP
SUNDAY • MARCH 5



GREENSBORO COLISEUM | MARCH 1-5 | #ACCWBB | @ACCWBB | THEACC.COM



MIAMI HURRICANES ROSTER

NUMERICAL

| # | NAME | POS. | HT. | CL. | HOMETOWN / HS / LAST SCHOOL |
|----|----------------------------|------|------|-----|--|
| 0 | Kenza Salgues | G | 5-9 | Sr. | Montpellier, France / INSEP |
| 1 | Moulayna Johnson Sidi Baba | G/F | 6-1 | Sr. | Stockholm, Sweden / Solna Gymnasium |
| 3 | Destiny Harden | F | 6-0 | Gr. | Chicago, Ill. / Morgan Park / West Virginia |
| 4 | Jasmyne Roberts | G | 5-10 | So. | Jacksonville, Fla. / Bishop Kenny |
| 5 | Karla Erjavec | G | 5-10 | Gr. | Zagreb, Croatia / Sport Gymnasium / Wyoming |
| 12 | Ja'Leah Williams | G | 5-9 | So. | Pompano Beach, Fla. / Blanche Ely |
| 13 | Lashae Dwyer | G | 5-8 | So. | Toronto, Ontario, Canada / Webb School |
| 14 | Haley Cavinder | G | 5-6 | Sr. | Gilbert, Ariz. / Gilbert / Fresno State |
| 15 | Hanna Cavinder | G | 5-6 | Sr. | Gilbert, Ariz. / Gilbert, Fresno State |
| 21 | Lola Pendande | F | 6-4 | Sr. | Almeria, Spain / Ribet Academy / Utah |
| 22 | Chiso Okafor | F | 6-1 | So. | Mataró, Spain / IES Llanerres |
| 32 | Lazaria Spearman | F | 6-4 | Fr. | Dacula, Ga. / Dacula |
| 35 | Latasha Lattimore | F | 6-4 | So. | Toronto, Ontario, Canada / Royal Crown / Texas |
| 44 | Kyla Oldacre | C | 6-6 | Fr. | Mason, Ohio / Mason |

ALPHABETICAL

| # | NAME | POS. | HT. | CL. | HOMETOWN / HS / LAST SCHOOL |
|----|----------------------------|------|------|-----|--|
| 14 | Haley Cavinder | G | 5-6 | Sr. | Gilbert, Ariz. / Gilbert / Fresno State |
| 15 | Hanna Cavinder | G | 5-6 | Sr. | Gilbert, Ariz. / Gilbert, Fresno State |
| 13 | Lashae Dwyer | G | 5-8 | So. | Toronto, Ontario, Canada / Webb School |
| 5 | Karla Erjavec | G | 5-10 | Gr. | Zagreb, Croatia / Sport Gymnasium / Wyoming |
| 3 | Destiny Harden | F | 6-0 | Gr. | Chicago, Ill. / Morgan Park / West Virginia |
| 1 | Moulayna Johnson Sidi Baba | G/F | 6-1 | Sr. | Stockholm, Sweden / Solna Gymnasium |
| 35 | Latasha Lattimore | F | 6-4 | So. | Toronto, Ontario, Canada / Royal Crown / Texas |
| 22 | Chiso Okafor | F | 6-1 | So. | Mataró, Spain / IES Llanerres |
| 44 | Kyla Oldacre | C | 6-6 | Fr. | Mason, Ohio / Mason |
| 21 | Lola Pendande | F | 6-4 | Sr. | Almeria, Spain / Ribet Academy / Utah |
| 4 | Jasmyne Roberts | G | 5-10 | So. | Jacksonville, Fla. / Bishop Kenny |
| 0 | Kenza Salgues | G | 5-9 | Sr. | Montpellier, France / INSEP |
| 32 | Lazaria Spearman | F | 6-4 | Fr. | Dacula, Ga. / Dacula |
| 12 | Ja'Leah Williams | G | 5-9 | So. | Pompano Beach, Fla. / Blanche Ely |

BASKETBALL STAFF

Head Coach: Katie Meier (Duke '89 [B.A.] & '90 [M.A.], 18th season)
Assistant Head Coach: Fitzroy Anthony (Palm Beach Atlantic '08, eighth season)
Assistant Coach: Shenise Johnson (Miami '12, second season)
Assistant Coach: Josh Petersen (Florida State '12, first season)
Director of Ops. / Recruiting: Lonnelle Hall (CSU-Northridge '94, 16th season)
Director of Ops. / Special Projects: Margie Gill (Florida '03, ninth season)
Assistant Director of Ops.: Maria Brown (Miami '14, first season)
Director of Scouting / Analytics: Logan Hogrefe (Ohio State '20, second season)
Creative Content Specialist: Teren Hart (Miami '16, second season)
Strength Coach: Brianne Brown (Southern Utah '15, first season)
Athletic Trainer: Silver Harris (Miami '18, second season)

PRONUNCIATION GUIDE

| NAME | FIRST | LAST | HOMETOWN |
|----------------------------|-------------|-----------------|-----------------|
| Lashae Dwyer | lah-SHAY | Dw-eye-ur | |
| Karla Erjavec | CAR-lah | AIR-yeh-vets | ZAH-greb |
| Latasha Lattimore | luh-TASH-uh | LAT-ih-more | |
| Katie Meier | | MY-urr | |
| Chiso Okafor | CHEE-so | oh-kah-FOR | mah-tah-ROE |
| Kyla Oldacre | KYE-luh | OLD-ay-curr | |
| Lola Pendande | | pen-DAH-nday | |
| Kenza Salgues | | SAHL-guh | MOHN-pill-ee-AY |
| Moulayna Johnson Sidi Baba | Moo-LAY-nah | See-dee Bah-bah | |
| Ja'Leah Williams | juh-LEE-ah | | |

CLASS BREAKDOWN

Freshmen 2
 Kyla Oldacre
 Lazaria Spearman

Sophomores 5
 Lashae Dwyer
 Latasha Lattimore
 Chiso Okafor
 Jasmyne Roberts
 Ja'Leah Williams

Seniors 5
 Haley Cavinder
 Hanna Cavinder
 Moulayna Johnson Sidi Baba
 Lola Pendande
 Kenza Salgues

Graduate 2
 Karla Erjavec
 Destiny Harden

GEOGRAPHIC BREAKDOWN

Arizona 2
 Haley Cavinder
 Hanna Cavinder

Canada 2
 Lashae Dwyer
 Latasha Lattimore

Croatia 1
 Karla Erjavec

Florida 2
 Jasmyne Roberts
 Ja'Leah Williams

France 1
 Kenza Salgues

Georgia 1
 Lazaria Spearman

Illinois 1
 Destiny Harden

Ohio 1
 Kyla Oldacre

Spain 2
 Chiso Okafor
 Lola Pendande

Sweden 1
 Moulayna Johnson Sidi Baba



RECORD WHEN

last time it happened

| | |
|--|------|
| At home | 14-4 |
| On the road | 4-7 |
| Neutral site | 1-0 |
| Scoring 90-plus points | 1-0 |
| Scoring 80-plus points | 9-2 |
| Scoring 70-plus points | 11-4 |
| Scoring 60-plus points | 16-8 |
| Scoring under 60 points | 2-3 |
| Allowing under 60 points | 11-2 |
| Allowing under 50 points | 5-0 |
| Allowing under 40 points | 0-0 |
| Leading at halftime | 16-1 |
| Trailing at halftime | 3-9 |
| Tied at halftime | 0-1 |
| Outrebounding opponent | 16-4 |
| Outrebounded by opponent | 3-5 |
| Rebounds tied | 0-2 |
| Higher field goal percentage | 17-1 |
| Lower field goal percentage | 2-10 |
| Field goal percentage tied | 0-0 |
| Fewer turnovers | 11-2 |
| More turnovers | 7-8 |
| Turnovers tied | 1-1 |
| 40-plus field goal percentage | 16-8 |
| Under 40 field goal percentage | 3-3 |
| 30-plus 3-point field goal percentage | 12-6 |
| Under 30 3-point field goal percentage | 7-5 |
| 90-plus free throw percentage | 1-0 |
| 80-plus free throw percentage | 5-3 |
| 70-plus free throw percentage | 13-6 |
| Under 70 free throw percentage | 6-5 |
| 20-plus 3-point attempts | 8-3 |
| Under 20 3-point attempts | 11-7 |
| More free throw attempts | 13-2 |
| Fewer free throw attempts | 5-7 |
| Free throw attempts tied | 1-2 |
| More made free throws | 14-4 |
| Fewer made free throws | 4-7 |
| Made free throws tied | 1-0 |
| 40-plus free throw attempts | 0-0 |
| 30-plus free throw attempts | 2-0 |
| 20-plus free throw attempts | 7-3 |
| Under 20 free throw attempts | 12-8 |
| 20-plus turnovers forced | 8-2 |
| 15-plus turnovers forced | 15-6 |
| 10-plus turnovers forced | 17-9 |
| Under 10 turnovers forced | 2-2 |
| 15-plus turnovers | 12-8 |
| Under 15 turnovers | 7-3 |
| 20-plus assists | 3-0 |
| 15-plus assists | 13-3 |
| Under 15 assists | 5-8 |
| More 3-pointers made | 10-2 |
| Fewer 3-pointers made | 6-7 |
| 3-pointers made tied | 3-2 |
| One possession games | 2-3 |
| Final margin 10 or more points | 12-5 |
| Final margin fewer than 10 points | 7-6 |
| Final margin fewer than 5 points | 3-3 |
| Overtime game | 1-1 |
| With a 30-point scorer | 1-0 |
| With a 20-point scorer | 7-4 |
| With a 10-plus rebounder | 5-2 |
| Versus ranked opponents | 3-4 |
| Wearing white jerseys | 15-4 |
| Wearing orange jerseys | 3-1 |
| Wearing green jerseys | 1-5 |
| Wearing black jerseys | 0-0 |
| Wearing pink jerseys | 1-1 |
| On Sundays | 7-6 |
| On Mondays | 1-0 |
| On Tuesdays | 1-0 |
| On Wednesdays | 1-1 |
| On Thursdays | 8-4 |
| On Fridays | 1-0 |
| On Saturdays | 0-0 |
| Day games | 10-7 |
| Night games | 9-4 |

MIAMI INDIVIDUAL

| | |
|-------------------------------------|---|
| Scored 20-29 points | Destiny Harden (20) vs. Virginia (2/26/23) |
| Scored 30-39 points | Haley Cavinder (33) vs. [19/24] Florida State (2/9/23) |
| Scored 40+ points | Renee Taylor (42) at Houston (12/19/05) |
| Consecutive 20-point games | Kelsey Marshall (20 vs. [4/6] Indiana, 24 vs. [8/8] Maryland) (11/27-12/2/21) |
| Made 10-14 field goals | Haley Cavinder (10) vs. Florida (12/11/22) |
| Made 15+ field goals | Tamara James (17) vs. Fairfield (12/28/04) |
| Made six 3-point field goals | Kelsey Marshall (6) at [18/19] Notre Dame (2/10/22) |
| Made seven-plus 3-point field goals | Haley Cavinder (7) vs. [19/24] Florida State (2/9/23) |
| Made 10-14 free throws | Destiny Harden (11) vs. Boston College (1/26/23) |
| Made 15+ free throws | Desma Thomas (16) vs. Georgetown (2/25/97) |
| Had 15-19 rebounds | Moulayna Johnson Sidi Baba (16) vs. Syracuse (2/3/22) |
| Had 20+ rebounds | Beatrice Mompremier (22) vs. [22/20] Arizona State (3/24/19) |
| Had 10+ assists | Laura Cornelius (10) at [13/14] Syracuse (1/23/19) |
| Had 5-9 steals | Destiny Harden (7) vs. Boston College (1/26/23) |
| Had 5+ blocks | Brianna Jackson (5) at [14/14] Florida State (1/26/20) |
| Had a double-double | Destiny Harden (20 pts, 11 reb) vs. Virginia (2/26/23) |
| 20 points and 20 rebounds | Beatrice Mompremier (24 pts, 21 reb) vs. [11/11] Marquette (11/15/18) |

MIAMI TEAM

| | |
|---|--|
| Scored 80-89 points | 84 vs. Boston College (3/2/23) |
| Scored 90-99 points | 97 vs. NC A&T (11/25/22) |
| Scored 100+ points | 103 vs. Florida A&M (12/28/18) |
| Scored 100+ points in a conference game | 100 vs. North Carolina (1/26/17) |
| Had 50-59 rebounds | 50 vs. FAU (11/16/22) |
| Made 30-34 field goals | 34 vs. Boston College (3/2/23) |
| Made 35-39 field goals | 35 vs. Robert Morris (12/12/21) |
| Made 40+ field goals | 41 vs. UL-Monroe (12/16/11) |
| Made 10-14 3-point field goals | 11 vs. [19/24] Florida State (2/9/23) |
| Made 15+ 3-point field goals | 16 vs. Alabama (12/21/18) |
| Made 20-29 free throws | 21 vs. [19/24] Florida State (2/9/23) |
| Made 30+ free throws | 34 vs. Boston College (1/27/19) |
| Dished 20-25 assists | 21 vs. North Florida (12/4/22) |
| Dished 25-29 assists | 26 vs. Virginia (2/26/23) |
| Dished 30+ assists | 30 vs. Prairie View A&M (11/17/11) |
| Recorded 15-19 steals | 15 vs. [5/5] Notre Dame (12/29/22) |
| Recorded 20+ steals | 22 vs. vs. Boston College (1/26/23) |
| Posted 10+ blocks | 10 vs. NC A&T (11/22/19) |
| Four players with 10+ points | Dwyer (19), Pendande (15), Cavinder (14), Harden (13) vs. Boston College (3/2/23) |
| Five players with 10+ points | Djaldi-Tabdi (10), Erjavec (14), Marshall (12), Pendande (11), Williams (10) vs. USF (3/18/22) |
| Two players with 20+ points | Lashae Dwyer (23), Destiny Harden (20) at Florida State (12/21/22) |
| Two players with double-figure rebounds | Emese Hof (12), Beatrice Mompremier (10) vs. FGCU (3/22/19) |
| Two players with double-doubles | Mompremier (21 pts, 10 reb), Hof (10 pts, 12 reb) vs. FGCU (3/22/19) |
| Won by 30-39 points | 33 vs. FAU (11/16/22) |
| Won by 40-49 points | 40 vs. North Florida (12/4/22) |
| Won by 50+ points | 51 at FIU (11/6/18) |
| Won in overtime | 69-66 (OT) at Clemson (2/2/23) |
| Lost in overtime | 76-73 (OT) vs. Florida (12/11/22) |
| Defeated a ranked opponent | 96-82 vs. [19/24] Florida State (2/9/23) |
| Lost to a ranked opponent | 50-40 at [9/11] Duke (2/12/23) |
| Defeated a top 6-10 opponent | 77-66 vs. [9/10] Virginia Tech (1/8/23) |
| Lost to a top 6-10 opponent | 50-40 at [9/11] Duke (2/12/23) |
| Defeated a top-5 opponent | 61-59 vs. [4/4] Louisville (3/4/22) |
| Lost to a top-5 opponent | 66-63 vs. [5/5] Notre Dame (12/29/22) |

MIAMI OPPONENT

| | |
|--------------------------------|--|
| Scored 80-89 points | 82 vs. [19/24] Florida State (2/9/23) |
| Scored 90-99 points | 92 at Florida State (12/21/22) |
| Scored 100+ points | 105 vs. [13/12] Florida State (1/11/18) |
| Won by 30-39 points | 35 at [24/21] Syracuse (1/17/21) |
| Won by 40-49 points | 47 at [24/23] North Carolina (2/6/22) |
| Won by 50+ points | 58 vs. [1/1] Maryland (1/10/07) |
| Individual scored 30-39 points | Darrione Rogers (36) & Anesah Morrow (35) at DePaul (11/20/22) |
| Individual scored 40+ points | Monique Currie (43) vs. Duke (2/19/06) |
| Individual had 15-19 rebounds | Angel REese (15) at [8/8] Maryland (12/2/21) |
| Individual had 20+ rebounds | Crystal Langhorne (22) vs. Maryland (2/17/05) |
| Individual had 10+ assists | Arsula Clark (10) vs. Tulane (12/5/21) |
| Individual had 5+ steals | Saniya Rivers (6) at [20/18] NC State (1/19/23) |
| Individual had 5+ blocks | Khadijah Brown (5) vs. Arkansas-Pine Bluff (12/6/21) |



HEAD COACH KATIE MEIER

18TH SEASON | DUKE, 1989 (B.A.) | DUKE, 1990 (M.A.)

Career Record: 416-267 | UM Record: 340-222 | ACC Record: 147-139

Katie Meier completed her 17th season at the helm of the Hurricanes' women's basketball program in 2021-22. A well-known and respected figure in women's basketball with 21 years of head coaching experience, Meier has worked tirelessly to put her mark on Miami's program and to build a winning tradition.

In her 17 seasons leading the Canes, Meier has amassed 10 20-win seasons and coached the team to 12 postseason appearances, including 10 straight from 2009-2019. Meier is the all-time winningest basketball coach – men's or women's – at Miami with 324 career victories.

Through the 2021-22 campaign, Meier boasts a career record of 400-256 and holds a 324-211 mark during her time heading up the Miami program

MEIER'S CAREER

| | |
|----------------------|---------------|
| Assistant Coach | |
| 1993-94 | UNC Asheville |
| 1994-99 | Tulane |
| Associate Head Coach | |
| 1999-2001 | Tulane |
| Head Coach | |
| 2001-05 | Charlotte |
| 2005-pres. | Miami |

EDUCATION

Wheaton Central High School, 1985
 Duke University
 B.A. English (Literature), 1989
 M.A. English (Teaching English), 1990

NCAA APPEARANCES

2003 - Charlotte - First Round
 2011 - Miami - Second Round
 2012 - Miami - Second Round
 2013 - Miami - First Round
 2015 - Miami - Second Round
 2016 - Miami - First Round
 2017 - Miami - Second Round
 2018 - Miami - First Round
 2019 - Miami - Second Round
 2022 - Miami Second Round

WNIT APPEARANCES

2004 - Charlotte - Second Round
 2005 - Charlotte - First Round
 2006 - Miami - Second Round
 2010 - Miami - Finals
 2014 - Miami - First Round

PLAYING CAREER

Wheaton Central High School, 1981-85
 Duke University, 1985-90
 BBC Mini-Flat Waregem (Belgium), 1990-93

MISCELLANEOUS

ACC Rookie of the Year, 1986
 GTE Academic All-American, 1988
 First Team All-ACC, 1990
 Kodak/WBCA District All-American, 1990
 Duke Hall of Honor Inductee, 2002
 ACC 50th Anniversary Team, 2002
 C-USA Coach of the Year, 2003
 WBCA Regional Coach of the Year, 2003
 ACC Legend, 2006
 Wheaton Central HS HOF Inductee, 2009
 ACC Coach of the Year, 2011
 WBCA Region 2 Coach of the Year, 2011
 AP National Coach of the Year, 2011
 USA Basketball Coach of the Year, 2013
 UM Sports HOF Inductee, 2017

Honors and Accolades

Meier has been recognized for her coaching success numerous times throughout her career. From being named a co-recipient of the 2013 USA Basketball National Coach of the Year award following a 9-0 record and gold medal at the 2013 FIBA U19 World Championship, to being inducted into the University of Miami Sports Hall of Fame in 2017, Meier's name has become synonymous with elite basketball.

One of the most prestigious honors bestowed on Meier came at the conclusion of the 2010-11 season when she was named the Associated Press National Coach of the Year - sharing the award with Connecticut's Geno Auriemma and Stanford's Tara VanDerveer. That season, Meier led the Hurricanes into the NCAA tournament for the first time since 2004 and coached the Canes to their first NCAA Tournament win since 1993.

The Canes entered the 2010-11 season with high internal expectations, but were picked eighth in the Preseason ACC Poll. Miami exceeded all outside expectations posting a perfect 20-0 record inside BankUnited Center and finished conference play with a 12-2 record, earning their first regular season conference title since joining the league in 2004. As a result, Meier was named the ACC Coach of the Year and later would be selected as the WBCA/RUSSELL ATHLETIC Region 2 Coach of the Year, as voted on by her peers.

During the 2011-12 season, Meier coached the Canes to their highest ranking in program history at No. 5. Miami went undefeated at home for the second consecutive season, pushing the home win streak to 40 games.

Six coaches who have been assistants for Meier during her head coaching career have gone on to earn Division I head coaching positions: Octavia Blue (Kennesaw State), Lynn Bria (Stetson), Amanda Butler (Florida and Clemson), Darrick Gibbs (North Florida), Carolyn Kieger (Penn State) and Stephanie McCormick (Western Carolina).

All About the Players

Meier has developed Miami into a program committed to its players and said players have flourished over the last 15 years.

Five All-Americans have emerged under Meier's tutelage: Tamara James (2006), Shenise Johnson (2011, 2012), Riquna Williams (2011, 2012), Adrienne Motley (2016) and Beatrice Mompremier (2019, 2020).

All five of those players were drafted into the WNBA following their time at Miami, most recently being Mompremier who was selected 20th overall by the Los Angeles Sparks in the 2020 WNBA Draft. In total, Meier has coached 24 players that have gone on to play professionally, whether that is in the WNBA or overseas.

Under Meier's direction, 12 players have earned All-ACC Team postseason accolades, including Shenise Johnson who earned ACC Player of the Year (2011). Five Canes have been tabbed to the ACC All-Defensive Team, while four rookies have made an appearance on the ACC All-Freshman Team. Emese Hof ('18), earned the first ACC Most Improved Player for Miami in program history.

Meier's players have also excelled in the classroom as 12 players have earned a spot on the ACC All-Academic team, with four players earning multi-year bids. Additionally, Miami has placed someone on the ACC Honor Roll in 15 of Meier's 15 seasons.

A New Era

Hired April 19, 2005, Meier was appointed by then-Miami AD Paul Dee in front of national and local media, fans, alumni and support staff, signifying the beginning of a new era.

Following an unprecedented career as one of the greatest athletes to ever play in the Atlantic Coast Conference, Meier quickly established herself in the coaching ranks. Following an impressive four-year tenure as the head coach at Charlotte where she helped bring the 49er program into national prominence, Meier made it clear that her goal was to make Miami one of the premier women's basketball programs in the country.

Creating a Winning Program

In her first season, Meier wasted little time in making the first steps towards those goals. The Hurricanes posted an impressive overall record of 17-13 and earned a berth into the second round of the 2006 WNIT. Standout Tamara James produced one of the greatest seasons ever seen by a UM player, becoming Miami's all-time leading scorer. James was selected with the eighth overall pick in the 2006 WNBA Draft by the Washington Mystics.

Over the next two years, the Hurricanes continued to develop under Meier's direction. Miami's Renee Taylor emerged as the ACC's leading scorer in 2006-07, while Maurita Reid finished the 2007-08 campaign with 110 steals (second in the ACC and fifth in the NCAA).

With the No. 21-ranked incoming recruiting class, Meier and the Hurricanes saw significant improvement during



the 2008-09 season. The freshman class was highlighted by McDonald's All-American Shenise Johnson of Henrietta, N.Y., and Riquna Williams from nearby Pahokee, Fla. Under Meier's guidance, Johnson was named the ACC Rookie of the Week on three occasions and was named to the ACC All-Freshmen team as well as ACC Honorable Mention. The versatile guard/forward also led the U19 USA team to a gold medal finish in the 2009 World Championships in Bangkok, Thailand.

The 2009-10 season was one of the most successful in program history. Under Meier's vision, the Hurricanes advanced to the WNIT Championship game. Miami posted a 22-14 overall record - the first 20-win campaign since the 2002-03 season and just the eighth all-time in history. In her sophomore season, Johnson was named first team All-ACC, while a healthy Riquna Williams garnered second-team honors. The tandem led Miami to a 5-1 WNIT record - the deepest postseason run in team history, with both earning all-tournament honors along the way.

Following the success of the 2009-10 campaign, Meier signed a contract extension through 2015 and the Hurricanes continued their rise in the ACC. Miami earned a conference regular season title in 2010-11 and returned to the NCAA Tournament for the first time in seven seasons. Johnson was named to four different All-America squads and became the second player in program history to be named the conference player of the year (Frances Savage - BIG EAST - 1992). Williams, along with Johnson, was named First Team All-ACC and was the conference scoring leader, posting 21.7 points per game.

Miami's dominance continued into the 2011-12 season. The Canes finished second in the conference standings with a record of 14-2 and were 26-6 overall, earning a No. 3 seed in the NCAA Tournament.

Seniors Shenise Johnson and Riquna Williams continued to shine in the ACC as the duo were second and third in the league in scoring and each were again named First Team All-ACC. Johnson was also named to the All-ACC Defensive Team for the third consecutive season and earned a place on five different All-America teams, including the WBCA squad for the second straight year. Williams earned AP All-America third team recognition in her final collegiate campaign as well.

After reaching the WNIT in 2014, Meier guided the Hurricanes back to the NCAA Tournament in 2015 and the 11th-seeded Hurricanes defeated No. 6 seed Washington in the first round, before dropping their second round matchup against third-seeded Iowa, the host school.

Earlier in the 2014-15 season, Meier also led the Hurricanes to the program's first win over a team in the top four of the AP Poll. They defeated No. 4/4 Notre Dame, 78-63, the Fighting Irish's only loss in their first two years in the ACC. Sophomore guard Adrienne Motley went on to be named a consensus First Team All-ACC pick after averaging 16.9 points on 49.2 percent shooting. Meier also earned her 250th career win during the season.

In 2015-16, Meier led Miami to a 24-9 record to tie for the fifth-most wins in a season in program history. Miami received a No. 5 seed the NCAA Tournament and made its fifth appearance in the field in the past six years. The 2015-16 campaign also saw the Hurricanes beat both Duke and North Carolina in the same year for the first time. The victory at North Carolina was good for the 200th of Meier's tenure at Miami. Adrienne Motley was also tabbed as a consensus First Team All-ACC honoree for the second straight year, in addition to garnering WBCA All-America Team Honorable Mention recognition.

In 2016-17, Meier guided the Hurricanes to a second straight 24-9 record. In the quarterfinals of the ACC Tournament, Miami again defeated a Florida State team ranked in the top 10, downing the No. 8/12 Seminoles, 56-54, to earn back-to-back semifinal appearances for the first time. The Hurricanes beat four top-25 teams, defeating three ranked teams - two of which were in the top 10 - away from home for the first time in the ACC era. Miami earned a No. 4 seed in the NCAA Tournament, hosting the first two rounds of play, and reached the second round for the fourth time in seven years.

Adrienne Motley and Jessica Thomas were both Second Team All-ACC picks in 2016-17, with Motley becoming Miami's fifth WNBA Draft pick. In addition, Motley, Thomas and Keyona Hayes formed the second Miami teammate trio to all reach 1,000 points and each signed a WNBA contract, the first time three Hurricanes in the same class did so.

Despite losing many talented players to graduation and injuries, Meier led the Hurricanes to a 21-11 finish in 2017-18 and surpassed 250 wins in her tenure with the program. Erykah Davenport, a Second Team All-ACC honoree, and Keyanna Harris became the first Miami seniors to make four straight NCAA Tournaments. Miami had two freshman all-league honorees for the first time since 1992-93 in the BIG EAST, as Mykea Gray and Kelsey Marshall both made the cut.

In 2018-19, Meier guided her team to a 10th consecutive postseason appearance, including an eighth trip to the NCAA Tournament in the last nine years and fifth straight NCAA Tournament bid. Miami also reached 20-plus wins for the ninth time in 10 years and double-digit ACC victories for the seventh time in nine years.

Establishing Her Legacy as a Player

Meier's success as a coach is a direct reflection of her playing career as a standout at Duke University. A four-year letter winner for the Blue Devils under head coach Debbie Leonard from 1986-90, Meier's name is scattered throughout the Duke record books.

She currently ranks among the school's all-time career leaders in scoring average (16.2 points per game), steals (232), free throws made (447) and free throws attempted (624). She is also listed among Duke's leaders in career points (1,761), field goals made (653), field goals attempted (1,283), assists (409) and rebounding average (6.1 rebounds per game).

Meier wasted no time making her mark at Duke, earning ACC Rookie of the Year and Basketball Yearbook Freshman All-America honors in 1986. Meier injured her knee in 1988 during her junior season and ultimately missed the entire 1988-89 campaign while recovering.

Meier returned to Duke for her senior season in 1990 without missing a beat, earning Kodak/WBCA District 2 All-America and All-ACC first team accolades while being named the Blue Devils' most valuable player.

In 2002, Meier was honored by Duke for her efforts as a player when she was named to the inaugural induction class in the Blue Devils' Hall of Honor. That same year, Meier was named to the ACC's 50th Anniversary Team. In 2006, she was once again honored by the conference when she was named an ACC Legend at the 2006 ACC Women's Basketball Tournament.

Meier's success on the court was only outdone by her accomplishments in the classroom. She was named to the Dean's List from 1986-88. In 1988 she also earned GTE Academic All-America Second Team honors.

After receiving a bachelor's degree in English with cum laude honors in 1989, Meier went on to earn a master's degree in teaching English from Duke in 1990.

Following her career at Duke, Meier moved overseas to play three seasons with BBC Mini-Flat Waregem in Belgium from 1990-93. There, she helped lead her team to three First Division regular season titles and one Belgian Cup Championship. While in Belgium, Meier also spent time teaching classes of conversational English while coaching teams of 15- to 17-year-olds.

A native of Wheaton, Ill., Meier graduated from Wheaton Central High School in 1985 and in October 2009 was inducted into her high school's athletic hall of fame.

MEIER YEAR-BY-YEAR

| Year | School | Overall | Conf. | | Post-Season |
|----------------|-----------|----------------|----------------|--------------|-------------|
| | | W-L | W-L | Finish | |
| 2001-02 | Charlotte | 16-13 | 7-7 | t-7 | |
| 2002-03 | Charlotte | 21-9 | 12-2 | 1 | NCAA 0-1 |
| 2003-04 | Charlotte | 17-14 | 8-6 | 7 | WNIT 1-1 |
| 2004-05 | Charlotte | 22-9 | 9-5 | t-5 | WNIT 0-1 |
| 2005-06 | Miami | 17-13 | 6-8 | 6 | WNIT 1-1 |
| 2006-07 | Miami | 11-19 | 2-12 | 11 | |
| 2007-08 | Miami | 9-21 | 2-12 | 12 | |
| 2008-09 | Miami | 13-17 | 2-12 | t-10 | |
| 2009-10 | Miami | 22-14 | 4-10 | t-10 | WNIT 5-1 |
| 2010-11 | Miami | 28-5 | 12-2 | t-1 | NCAA 1-1 |
| 2011-12 | Miami | 26-6 | 14-2 | 2 | NCAA 1-1 |
| 2012-13 | Miami | 21-11 | 11-7 | t-4 | NCAA 0-1 |
| 2013-14 | Miami | 16-15 | 8-8 | 8 | WNIT 0-1 |
| 2014-15 | Miami | 20-13 | 8-8 | 8 | NCAA 1-1 |
| 2015-16 | Miami | 24-9 | 10-6 | t-5 | NCAA 0-1 |
| 2016-17 | Miami | 24-9 | 10-6 | 7 | NCAA 1-1 |
| 2017-18 | Miami | 21-11 | 10-6 | t-6 | NCAA 0-1 |
| 2018-19 | Miami | 25-9 | 12-4 | 4 | NCAA 1-1 |
| 2019-20 | Miami | 15-15 | 7-11 | t-11 | - |
| 2020-21 | Miami | 11-11 | 8-10 | - | - |
| 2021-22 | Miami | 21-13 | 10-8 | t-7 | NCAA 1-1 |
| 2022-23 | Miami | 16-11 | 11-7 | - | - |
| Overall | | 416-267 | 186-158 | 14-15 | |



0

- Missed the 2021-22 season with a lower body injury
- Has appeared in 32 games for the Hurricanes
- Led all freshmen in 3-pointers made with 11 in 2019-20
- Ranked the No. 20 international player in the 2018 class by ProspectsNations.com
- Has represented France at multiple FIBA events, including the U18 Women's European Championship (Division A) in Udine, Italy
- Graduated from INSEP, a French training institute for the nation's elite athletes between 15-18 (alums include Tony Parker and Clint Capela)

G • Kenza Salgues
Sr. • 5-9 • Montpellier, France

PLAYER HIGHS

Minutes

22-23 8, vs. UMES (11/7/22)
Career..... 24, vs. Florida State (1/5/20)

Points

22-23 3, vs. NC A&T (11/25/22)
Career..... 7, vs. UNCA (12/20/19)

Field Goals Made

22-23 1, vs. NC A&T (11/25/22)
Career..... 2, 3x, last at Virginia (2/13/20)

Field Goals Attempted

22-23 5, vs. UMES (11/7/22)
Career...7, 2x, last vs. Florida State (1/5/20)

3-Point Field Goals Made

22-23 1, vs. NC A&T (11/25/22)
Career..... 2, 3x, last at Virginia (2/13/20)

3-Point Field Goals Attempted

22-23 4, vs. UMES (11/7/22)
Career...7, 2x, last vs. Florida State (1/5/20)

Free Throws Made

22-23
Career..... 2, vs. Binghamton (12/17/19)

Free Throws Attempted

22-23
Career..... 2, 2x, last vs. UNCA (12/20/19)

Rebounds

22-23 2, vs. FAU (11/17/22)
Career..... 2, 4x, last vs. FAU (11/17/22)

Assists

22-23 2, vs. Boston U (11/13/22)
Career...2, 2x, last vs. Boston U (11/13/22)

Blocks

22-23
Career.....

Steals

22-23
Career.....

Double-Doubles

22-23
Career.....

Double-Digit Game

22-23
Career.....

2022-23 game-by-game

| Opponent | Date | GS | MIN | Total | | 3-Pointers | | Free throws | | Rebounds | | | | PF | | A | | TO | BLK | STL | PTS | AVG |
|-------------------|------------|----|----------------|-------------|-------------|-------------|-------------|-------------|-------------|----------|----------|----------|------------|----------|----------|----------|----------|----------|----------|-----------|------------|-----|
| | | | | FG-FGA | PCT | 3FG-3FGA | PCT | FT-FTA | PCT | OFF | DEF | TOT | AVG | A | TO | | | | | | | |
| UMES | 11/07/2022 | | 08:13 | 0-5 | .000 | 0-4 | .000 | 0-0 | .000 | 1 | 0 | 1 | 1.0 | 1 | 0 | 1 | 0 | 0 | 0 | 0 | 0.0 | |
| Boston U. | 11/13/2022 | | 05:10 | 0-2 | .000 | 0-2 | .000 | 0-0 | .000 | 0 | 0 | 0 | 0.5 | 0 | 2 | 0 | 0 | 0 | 0 | 0 | 0.0 | |
| Fla. Atlantic | 11/16/2022 | | 06:09 | 0-3 | .000 | 0-2 | .000 | 0-0 | .000 | 1 | 1 | 2 | 1.0 | 0 | 0 | 0 | 0 | 0 | 0 | 0 | 0.0 | |
| at Loyola Chicago | 11/22/2022 | | 02:24 | 0-1 | .000 | 0-1 | .000 | 0-0 | .000 | 0 | 1 | 1 | 1.0 | 1 | 0 | 0 | 0 | 0 | 0 | 0 | 0.0 | |
| N.C. A&T | 11/25/2022 | | 05:21 | 1-3 | .333 | 1-3 | .333 | 0-0 | .000 | 0 | 0 | 0 | 0.8 | 0 | 0 | 0 | 0 | 0 | 0 | 3 | 0.6 | |
| North Florida | 12/04/2022 | | 10:27 | 3-6 | .500 | 2-5 | .400 | 0-0 | .000 | 0 | 1 | 1 | 0.8 | 1 | 0 | 1 | 0 | 0 | 0 | 8 | 1.8 | |
| at Florida St. | 12/21/2022 | | 00:22 | 0-1 | .000 | 0-1 | .000 | 0-0 | .000 | 0 | 0 | 0 | 0.7 | 0 | 0 | 0 | 0 | 0 | 0 | 0 | 1.6 | |
| Wake Forest | 01/15/2023 | | 02:39 | 0-2 | .000 | 0-2 | .000 | 0-0 | .000 | 0 | 0 | 0 | 0.6 | 0 | 0 | 0 | 0 | 0 | 0 | 0 | 1.4 | |
| Boston College | 01/26/2023 | | 01:03 | 0-0 | .000 | 0-0 | .000 | 0-0 | .000 | 0 | 1 | 1 | 0.7 | 0 | 0 | 0 | 0 | 0 | 0 | 0 | 1.2 | |
| vs Boston College | 03/02/2023 | | 00:39 | 0-0 | .000 | 0-0 | .000 | 0-0 | .000 | 0 | 0 | 0 | 0.6 | 0 | 0 | 0 | 0 | 0 | 0 | 0 | 1.1 | |
| Totals | | | 0 42:28 | 4-23 | .174 | 3-20 | .150 | 0-0 | .000 | 2 | 4 | 6 | 0.6 | 3 | 2 | 2 | 0 | 0 | 0 | 11 | 1.1 | |

Player Averages

| Games Played | Minutes/game | Points/game | FG Pct | 3FG Pct | FT Pct | Rebounds/game | Assists/game | Turnovers/game | Assist/Turnover ratio | Steals/game | Blocks/game |
|--------------|--------------|-------------|--------|---------|--------|---------------|--------------|----------------|-----------------------|-------------|-------------|
| 10 | 4.2 | 1.1 | 17.4 | 15.0 | 0.0 | 0.6 | 0.2 | 0.2 | 1.0 | 0.0 | 0.0 |

CAREER STATS

| SEASON | TEAM | GP-GS | MIN/AVG | Field Goals | | 3-Point | | F-Throws | | Rebounds | | | | Scoring | | | | | | |
|--------------|------|-------------|----------------|--------------|-------------|--------------|-------------|------------|-------------|----------|-----------|-----------|------------|-------------|-----------|-----------|----------|----------|-----------|------------|
| | | | | FG-FGA | FG% | 3FG-3FGA | 3FG% | FT-FTA | FT% | OFF | DEF | TOT | AVG | PF-FO | A | TO | BLK | STL | PTS | AVG |
| 2019-20 | UM | 25-0 | 205/8.2 | 11-49 | .224 | 11-46 | .239 | 4-6 | .667 | 1 | 12 | 13 | 0.5 | 10-0 | 9 | 18 | 0 | 0 | 37 | 1.5 |
| 2020-21 | UM | 4-0 | 12/3.0 | 0-1 | .000 | 0-1 | .000 | 0-0 | .000 | 0 | 0 | 0 | 0.0 | 1-0 | 0 | 1 | 0 | 0 | 0 | 0.0 |
| 2022-23 | UM | 10-0 | 42/4.2 | 4-23 | .174 | 3-20 | .150 | 0-0 | .000 | 2 | 4 | 6 | 0.6 | 3-0 | 2 | 2 | 0 | 0 | 11 | 1.1 |
| TOTAL | | 39-0 | 259/6.6 | 15-73 | .205 | 14-67 | .209 | 4-6 | .667 | 3 | 16 | 19 | 0.5 | 14-0 | 11 | 21 | 0 | 0 | 48 | 1.2 |



F • Moulayna Johnson Sidi Baba
Sr. • 6-1 • Stockholm, Sweden

- Made her first appearance in 2022-23 against NC A&T, recording three points and a rebound
- Consistent rebounder for the Hurricanes, tallying 22 games with five-plus rebounds -- including two with 10 or more boards
- Four-star international prospect according to Keil Moore Basketball
- Represented Sweden in August 2018 at the FIBA U18 Women's European Championship in Udine, Italy
- The second Swedish player to sign with Miami during Katie Meier's tenure



PLAYER HIGHS

Minutes

22-23 8, vs. NC A&T (11/25/22)
Career..... 33, vs. DePaul (11/23/19)

Points

22-23 3, vs. NC A&T (11/25/22)
Career..... 17, vs. North Florida (11/28/20)

Rebounds

22-23 3, vs. Virginia Tech (1/8/23)
Career..... 16, vs. Syracuse (2/3/22)

Assists

22-23 0
Career..... 4, vs. DePaul (11/23/19)

Steals

22-23 0
Career..... 2, 2x, last vs. NC A&T (11/22/19)

Blocks

22-23 0
Career..... 1, 6x, last vs. RMU (12/12/21)

Field Goals Made

22-23 1, vs. NC A&T (11/25/22)
Career..... 6, vs. North Florida (11/28/20)

Field Goals Attempted

22-23 1, 4x, last at Pitt (1/1/23)
Career..... 13, vs. North Florida (11/28/20)

3-Point Field Goals Made

22-23 0
Career..... 3, vs. North Florida (11/28/20)

3-Point Field Goals Attempted

22-23 0
Career... 5, 2x, last vs. Virginia Tech (3/4/21)

Free Throws Made

22-23 1, vs. UNC (1/5/23)
Career... 4, 4x, last vs. S. Carolina (03/20/22)

Free Throws Attempted

22-23 2, vs. UNC (1/5/23)
Career... 5, 2x, last at Wake Forest (1/7/21)

Double-Doubles

22-23 0
Career..... 0

Double-Digit Game

22-23 0
Career..... 3

2022-23 game-by-game

| Opponent | Date | GS | MIN | Total | | 3-Pointers | | Free throws | | Rebounds | | | | PF | A | TO | BLK | STL | PTS | AVG |
|----------------|------------|----------|--------------|------------|-------------|------------|-------------|-------------|-------------|----------|----------|----------|------------|----------|----------|----------|----------|----------|----------|------------|
| | | | | FG-FGA | PCT | 3FG-3FGA | PCT | FT-FTA | PCT | OFF | DEF | TOT | AVG | | | | | | | |
| N.C. A&T | 11/25/2022 | | 07:41 | 1-1 | 1.000 | 0-0 | .000 | 1-1 | 1.000 | 0 | 1 | 1 | 1.0 | 0 | 0 | 0 | 0 | 0 | 3 | 3.0 |
| Columbia | 11/27/2022 | | 05:53 | 0-1 | .000 | 0-0 | .000 | 0-0 | .000 | 1 | 0 | 1 | 1.0 | 0 | 0 | 0 | 0 | 0 | 1.5 | |
| Florida | 12/11/2022 | | 03:53 | 0-0 | .000 | 0-0 | .000 | 0-0 | .000 | 0 | 0 | 0 | 0.7 | 0 | 0 | 1 | 0 | 0 | 1.0 | |
| at Florida St. | 12/21/2022 | | 07:02 | 0-1 | .000 | 0-0 | .000 | 0-0 | .000 | 0 | 0 | 0 | 0.5 | 1 | 0 | 1 | 0 | 0 | 0.8 | |
| at Pittsburgh | 01/01/2023 | | 03:40 | 0-1 | .000 | 0-0 | .000 | 0-0 | .000 | 0 | 0 | 0 | 0.4 | 0 | 0 | 1 | 0 | 0 | 0.6 | |
| North Carolina | 01/05/2023 | | 04:49 | 0-0 | .000 | 0-0 | .000 | 1-2 | .500 | 0 | 2 | 2 | 0.7 | 0 | 0 | 0 | 0 | 1 | 0.7 | |
| Virginia Tech | 01/08/2023 | | 06:21 | 0-0 | .000 | 0-0 | .000 | 0-0 | .000 | 0 | 3 | 3 | 1.0 | 0 | 0 | 0 | 0 | 0 | 0.6 | |
| Totals | | 0 | 39:19 | 1-4 | .250 | 0-0 | .000 | 2-3 | .667 | 1 | 6 | 7 | 1.0 | 1 | 0 | 3 | 0 | 0 | 4 | 0.6 |

Player Averages

| Games Played | Minutes/game | Points/game | FG Pct | 3FG Pct | FT Pct | Rebounds/game | Assists/game | Turnovers/game | Assist/Turnover ratio | Steals/game | Blocks/game |
|--------------|--------------|-------------|--------|---------|--------|---------------|--------------|----------------|-----------------------|-------------|-------------|
| 7 | 5.6 | 0.6 | 25.0 | 0.0 | 66.7 | 1.0 | 0.0 | 0.4 | 0.0 | 0.0 | 0.0 |

CAREER STATS

| SEASON | TEAM | GP-GS | MIN/AVG | Field Goals | | 3-Point | | F-Throws | | Rebounds | | | | Scoring | | | | | | |
|--------------|------|-------------|------------------|---------------|-------------|---------------|-------------|--------------|-------------|-----------|------------|------------|------------|-------------|-----------|-----------|----------|-----------|------------|------------|
| | | | | FG-FGA | FG% | 3FG-3FGA | 3FG% | FT-FTA | FT% | OFF | DEF | TOT | AVG | PF-FO | A | TO | BLK | STL | PTS | AVG |
| 2019-20 | UM | 25-3 | 396/15.8 | 20-77 | .260 | 10-44 | .227 | 8-16 | .500 | 22 | 36 | 58 | 2.3 | 19-0 | 20 | 24 | 1 | 9 | 58 | 2.3 |
| 2020-21 | UM | 19-6 | 359/18.9 | 22-79 | .278 | 9-37 | .243 | 16-22 | .727 | 18 | 50 | 68 | 3.6 | 20-0 | 7 | 14 | 2 | 4 | 69 | 3.6 |
| 2021-22 | UM | 31-0 | 445/14.3 | 14-70 | .200 | 4-31 | .129 | 16-24 | .667 | 22 | 87 | 109 | 3.5 | 21-0 | 14 | 21 | 3 | 9 | 48 | 1.5 |
| 2022-23 | UM | 7-0 | 39/5.6 | 1-4 | .250 | 0-0 | .000 | 2-3 | .667 | 1 | 6 | 7 | 1.0 | 1-0 | 0 | 3 | 0 | 0 | 4 | 0.6 |
| TOTAL | | 82-9 | 1238/15.1 | 57-230 | .248 | 23-112 | .205 | 42-65 | .646 | 63 | 179 | 242 | 3.0 | 61-0 | 41 | 62 | 6 | 22 | 179 | 2.2 |



G • Destiny Harden
Gr. • 6-0 • Chicago, Ill.

- Has tallied 19 double-digit scoring games this season has eclipsed the 20-point mark three times
- Paces the Hurricanes in rebounding (6.0) and steals (1.8) and sits second in scoring (12.3)
- Has recorded three double-doubles this season, one of 18 ACC players to tally three or more
- Set new career highs in assists (six), steals (seven), 3-point field goals made (four) and free throws made (11) this season
- Scored 15 straight points, including the game-winning buzzer-beater, to take down No. 4 Louisville in the ACC Tournament quarterfinals
- 2022 ACC All-Tournament team member
- Sat out the 2018-19 season due to NCAA transfer rules
- Listed as a four-star recruit by ProspectsNation.com and a three-star prospect

3

PLAYER HIGHS

Minutes

22-23 38, at Clemson (2/2/23)
Career..... 39, vs. Virginia Tech (3/4/21)

Points

22-23 23, vs. Boston College (1/26/23)
Career..... 27, 2x, last vs. Louisville (3/4/22)

Rebounds

22-23 11, 2x, last vs. Virginia (2/26/23)
Career..... 13, vs. Jacksonville (11/25/20)

Assists

22-23 6, vs. Wake Forest (1/15/23)
Career..... 6, vs. Wake Forest (1/15/23)

Steals

22-23 7, vs. Boston College (1/26/23)
Career..... 7, vs. Boston College (1/26/23)

Blocks

22-23 2, vs. UMES (11/7/22)
Career..... 3, vs. Florida State (2/7/21)

Field Goals Made

22-23 9, at Clemson (2/2/23)
Career..... 11, 2x, last vs. Louisville (3/4/22)

Field Goals Attempted

22-23 16, vs. Virginia (2/26/23)
Career..... 19, vs. Virginia Tech (3/4/21)

3-Point Field Goals Made

22-23 4, 2x, last at Florida St. (12/21/22)
Career... 4, 4x, last at Florida St. (12/21/22)

3-Point Field Goals Attempted

22-23 8, 2x, last at Florida St. (12/21/22)
Career... 8, 2x, last at Florida St. (12/21/22)

Free Throws Made

22-23 11, vs. Boston College (1/26/23)
Career..... 11, vs. Boston College (1/26/23)

Free Throws Attempted

22-23 16, vs. Boston College (1/26/23)
Career..... 16, vs. Boston College (1/26/23)

Double-Doubles

22-23 4, last vs. Virginia (2/26/23)
Career..... 9, last vs. Virginia (2/26/23)

Double-Digit Game

22-23 19
Career..... 43

2022-23 game-by-game

| Opponent | Date | GS | MIN | Total | | 3-Pointers | | Free throws | | Rebounds | | | | PF | A | TO | BLK | STL | PTS | AVG | |
|-------------------|------------|----|-----------|---------------|----------------|-------------|--------------|-------------|--------------|-------------|-----------|------------|------------|------------|-----------|-----------|-----------|----------|-----------|------------|-------------|
| | | | | FG-FGA | PCT | 3FG-3FGA | PCT | FT-FTA | PCT | OFF | DEF | TOT | AVG | | | | | | | | |
| UMES | 11/07/2022 | * | 20:39 | 5-11 | .455 | 0-2 | .000 | 3-4 | .750 | 5 | 5 | 10 | 10.0 | 0 | 3 | 0 | 2 | 1 | 13 | 13.0 | |
| Stetson | 11/10/2022 | * | 20:30 | 2-4 | .500 | 0-1 | .000 | 8-11 | .727 | 2 | 4 | 6 | 8.0 | 2 | 2 | 0 | 0 | 2 | 12 | 12.5 | |
| Boston U. | 11/13/2022 | * | 22:53 | 5-10 | .500 | 4-6 | .667 | 0-0 | .000 | 0 | 4 | 4 | 6.7 | 2 | 4 | 1 | 0 | 4 | 14 | 13.0 | |
| Fla. Atlantic | 11/16/2022 | * | 16:17 | 1-5 | .200 | 0-2 | .000 | 1-2 | .500 | 1 | 1 | 2 | 5.5 | 2 | 1 | 0 | 0 | 1 | 3 | 10.5 | |
| at DePaul | 11/20/2022 | * | 31:14 | 6-13 | .462 | 3-6 | .500 | 3-4 | .750 | 2 | 4 | 6 | 5.6 | 4 | 0 | 2 | 0 | 2 | 18 | 12.0 | |
| at Loyola Chicago | 11/22/2022 | * | 26:20 | 5-7 | .714 | 1-2 | .500 | 1-1 | 1.000 | 1 | 3 | 4 | 5.3 | 0 | 3 | 3 | 0 | 1 | 12 | 12.0 | |
| N.C. A&T | 11/25/2022 | * | 16:24 | 3-4 | .750 | 1-2 | .500 | 1-2 | .500 | 0 | 0 | 0 | 4.6 | 2 | 2 | 1 | 0 | 1 | 8 | 11.4 | |
| Columbia | 11/27/2022 | * | 28:54 | 5-11 | .455 | 1-4 | .250 | 0-0 | .000 | 2 | 8 | 10 | 5.3 | 4 | 3 | 4 | 1 | 1 | 11 | 11.4 | |
| Michigan | 12/01/2022 | * | 25:44 | 5-10 | .500 | 3-6 | .500 | 0-0 | .000 | 2 | 2 | 4 | 5.1 | 4 | 3 | 4 | 0 | 2 | 13 | 11.6 | |
| North Florida | 12/04/2022 | * | 21:46 | 3-6 | .500 | 2-3 | .667 | 1-2 | .500 | 0 | 4 | 4 | 5.0 | 1 | 2 | 3 | 0 | 1 | 9 | 11.3 | |
| Florida | 12/11/2022 | * | 34:43 | 5-13 | .385 | 2-8 | .250 | 6-7 | .857 | 2 | 5 | 7 | 5.2 | 4 | 2 | 0 | 0 | 2 | 18 | 11.9 | |
| at Florida St. | 12/21/2022 | * | 31:05 | 7-14 | .500 | 4-8 | .500 | 2-2 | 1.000 | 1 | 4 | 5 | 5.2 | 2 | 1 | 5 | 0 | 3 | 20 | 12.6 | |
| Notre Dame | 12/29/2022 | * | 26:31 | 5-13 | .385 | 0-6 | .000 | 2-3 | .667 | 2 | 7 | 9 | 5.5 | 4 | 2 | 1 | 0 | 5 | 12 | 12.5 | |
| at Pittsburgh | 01/01/2023 | * | 30:35 | 2-6 | .333 | 0-2 | .000 | 0-0 | .000 | 1 | 3 | 4 | 5.4 | 2 | 2 | 2 | 0 | 1 | 4 | 11.9 | |
| at Georgia Tech | 01/12/2023 | * | 18:17 | 5-8 | .625 | 2-4 | .500 | 1-1 | 1.000 | 0 | 3 | 3 | 5.2 | 1 | 3 | 1 | 0 | 3 | 13 | 12.0 | |
| Wake Forest | 01/15/2023 | * | 32:42 | 5-12 | .417 | 0-3 | .000 | 3-4 | .750 | 0 | 3 | 3 | 5.1 | 2 | 6 | 3 | 0 | 1 | 13 | 12.1 | |
| at NC State | 01/19/2023 | * | 35:24 | 3-10 | .300 | 0-5 | .000 | 0-0 | .000 | 1 | 6 | 7 | 5.2 | 3 | 0 | 3 | 0 | 2 | 6 | 11.7 | |
| Boston College | 01/26/2023 | * | 31:18 | 6-14 | .429 | 0-4 | .000 | 11-16 | .688 | 3 | 4 | 7 | 5.3 | 2 | 1 | 2 | 0 | 7 | 23 | 12.3 | |
| at Wake Forest | 01/29/2023 | * | 24:25 | 4-10 | .400 | 0-3 | .000 | 0-0 | .000 | 0 | 5 | 5 | 5.3 | 2 | 1 | 4 | 1 | 0 | 8 | 12.1 | |
| at Clemson | 02/02/2023 | * | 38:23 | 9-14 | .643 | 0-2 | .000 | 1-1 | 1.000 | 2 | 4 | 6 | 5.3 | 3 | 2 | 2 | 0 | 1 | 19 | 12.5 | |
| Georgia Tech | 02/05/2023 | * | 29:30 | 4-11 | .364 | 0-1 | .000 | 1-4 | .250 | 2 | 3 | 5 | 5.3 | 1 | 0 | 2 | 0 | 1 | 9 | 12.3 | |
| Florida St. | 02/09/2023 | * | 33:10 | 3-14 | .214 | 1-3 | .333 | 3-4 | .750 | 2 | 3 | 5 | 5.3 | 2 | 3 | 2 | 0 | 0 | 10 | 12.2 | |
| at Duke | 02/12/2023 | * | 22:15 | 0-5 | .000 | 0-3 | .000 | 3-4 | .750 | 0 | 4 | 4 | 5.2 | 2 | 1 | 2 | 0 | 0 | 3 | 11.8 | |
| Clemson | 02/16/2023 | * | 36:24 | 7-13 | .538 | 0-1 | .000 | 3-4 | .750 | 1 | 10 | 11 | 5.5 | 2 | 2 | 1 | 1 | 2 | 17 | 12.0 | |
| at Syracuse | 02/19/2023 | * | 32:23 | 8-15 | .533 | 0-1 | .000 | 3-5 | .600 | 1 | 7 | 8 | 5.6 | 1 | 3 | 1 | 0 | 0 | 19 | 12.3 | |
| at Louisville | 02/23/2023 | * | 26:52 | 1-4 | .250 | 1-2 | .500 | 2-3 | .667 | 1 | 8 | 9 | 5.7 | 3 | 1 | 4 | 0 | 2 | 5 | 12.0 | |
| Virginia | 02/26/2023 | * | 32:03 | 8-16 | .500 | 1-3 | .333 | 3-4 | .750 | 1 | 10 | 11 | 5.9 | 2 | 3 | 1 | 0 | 2 | 20 | 12.3 | |
| vs Boston College | 03/02/2023 | * | 32:52 | 6-13 | .462 | 1-3 | .333 | 0-0 | .000 | 1 | 8 | 9 | 6.0 | 1 | 2 | 1 | 1 | 2 | 13 | 12.3 | |
| Totals | | | 27 | 779:33 | 128-286 | .448 | 27-96 | .281 | 62-88 | .705 | 36 | 132 | 168 | 6.0 | 60 | 58 | 55 | 6 | 50 | 345 | 12.3 |

Player Averages

| Games Played | Minutes/game | Points/game | FG Pct | 3FG Pct | FT Pct | Rebounds/game | Assists/game | Turnovers/game | Assist/Turnover ratio | Steals/game | Blocks/game |
|--------------|--------------|-------------|--------|---------|--------|---------------|--------------|----------------|-----------------------|-------------|-------------|
| 28 | 27.8 | 12.3 | 44.8 | 28.1 | 70.5 | 6.0 | 2.1 | 2.0 | 1.1 | 1.8 | 0.2 |

CAREER STATS

| SEASON | TEAM | GP-GS | MIN/AVG | Field Goals | | 3-Point | | F-Throws | | Rebounds | | | | Scoring | | | | | | |
|---------------------|------|---------------|------------------|----------------|-------------|---------------|-------------|----------------|-------------|------------|------------|------------|------------|--------------|------------|------------|-----------|------------|------------|------------|
| | | | | FG-FGA | FG% | 3FG-3FGA | 3FG% | FT-FTA | FT% | OFF | DEF | TOT | AVG | PF-FO | A | TO | BLK | STL | PTS | AVG |
| 2017-18 | WVU | 35-0 | 286/8.2 | 35-79 | .443 | 0-0 | .000 | 18-41 | .439 | 25 | 26 | 51 | 1.5 | 34-1 | 12 | 23 | 10 | 19 | 88 | 2.5 |
| 2019-20 | UM | 25-15 | 415/16.6 | 46-127 | .362 | 12-41 | .293 | 18-31 | .581 | 35 | 63 | 98 | 3.9 | 58-1 | 15 | 39 | 9 | 22 | 122 | 4.9 |
| 2020-21 | UM | 22-21 | 519/23.6 | 89-178 | .500 | 19-61 | .311 | 39-61 | .639 | 32 | 86 | 118 | 5.4 | 42-0 | 29 | 38 | 9 | 27 | 236 | 10.7 |
| 2021-22 | UM | 24-21 | 497/20.7 | 71-162 | .438 | 15-44 | .341 | 27-39 | .692 | 27 | 73 | 100 | 4.2 | 43-0 | 19 | 43 | 6 | 32 | 184 | 7.7 |
| 2022-23 | UM | 28-27 | 780/27.8 | 128-286 | .448 | 27-96 | .281 | 62-88 | .705 | 36 | 132 | 168 | 6.0 | 60-0 | 58 | 55 | 6 | 50 | 345 | 12.3 |
| TOTAL FOR UM | | 99-84 | 2211/22.3 | 334-753 | .444 | 73-242 | .302 | 146-219 | .667 | 130 | 354 | 484 | 4.9 | 203-1 | 121 | 175 | 30 | 131 | 887 | 9.0 |
| TOTAL | | 134-84 | 2497/18.6 | 369-832 | .444 | 73-242 | .302 | 164-260 | .631 | 155 | 380 | 535 | 4.0 | 237-2 | 133 | 198 | 40 | 150 | 975 | 7.3 |



4

G • Jasmyne Roberts
So. • 5-10 • Jacksonville, Fla.

- Has more than tripled her scoring and rebounding output from a season ago
- Earned the first ACC Player of the Week honor of her career on Feb. 6
- Set a new career highs in points (23), rebounds (nine), assists (four), field goals made (nine) and 3-point field goals made (five) this season
- Has scored in double-figures on nine occasions this season and set a new double-digit streak at five
- Went from starting zero games in 2021-22 to starting 13 in 2022-23
- Led her team to the Florida High School Athletic Association's Final Four, team was named District Champions
- Tabbed the Florida Times-Union All-First Coast Player of the Year and News4Jax Player of the Year two years in a row
- Named 2021 USA TODAY Greater Jacksonville Female Athlete of the Year

PLAYER HIGHS

Minutes

22-2334, 2x, last vs. Florida St. (2/9/23)
Career.....34, 2x, last vs. Florida St. (2/9/23)

Points

22-2323, vs. Virginia Tech (1/8/23)
Career.....23, vs. Virginia Tech (1/8/23)

Rebounds

22-23 ..9, 3x, last vs. Georgia Tech (2/5/23)
Career...9, 3x, last vs. Georgia Tech (2/5/23)

Assists

22-234, vs. UNF (12/4/22)
Career.....4, vs. UNF (12/4/22)

Steals

22-234, vs. UNF (12/4/22)
Career.....4, 2x, last vs. UNF (12/4/22)

Blocks

22-231, 5x, last vs. Clemson (2/16/23)
Career.....2, at Virginia (2/15/22)

Field Goals Made

22-239, at Clemson (2/2/23)
Career.....9, at Clemson (2/2/23)

Field Goals Attempted

22-2316, at Clemson (2/2/23)
Career.....16, at Clemson (2/2/23)

3-Point Field Goals Made

22-235, vs. Virginia Tech (1/8/23)
Career.....5, vs. Virginia Tech (1/8/23)

3-Point Field Goals Attempted

22-237, 2x, last vs. Florida St. (2/9/23)
Career.....7, 2x, last vs. Florida St. (2/9/23)

Free Throws Made

22-23 ..4, 3x, last at Wake Forest (1/29/23)
Career 4, 3x, last at Wake Forest (1/29/23)

Free Throws Attempted

22-236, 2x, last at Clemson (2/2/23)
Career.....6, 2x, last at Clemson (2/2/23)

Double-Doubles

22-23
Career.....

Double-Digit Game

22-239
Career.....10

2022-23 game-by-game


| Opponent | Date | GS | MIN | Total | | 3-Pointers | | Free throws | | Rebounds | | | | PF | A | TO | BLK | STL | PTS | AVG | |
|-------------------|--------------|----|-----------|---------------|---------------|-------------|--------------|-------------|--------------|-------------|-----------|-----------|------------|------------|-----------|-----------|-----------|----------|-----------|------------|------------|
| | | | | FG-FGA | PCT | 3FG-3FGA | PCT | FT-FTA | PCT | OFF | DEF | TOT | AVG | | | | | | | | |
| UMES | 11/07/2022 | | 20:16 | 4-10 | .400 | 1-4 | .250 | 3-4 | .750 | 3 | 2 | 5 | 5.0 | 1 | 1 | 4 | 1 | 0 | 12 | 12.0 | |
| Stetson | 11/10/2022 | | 15:00 | 1-3 | .333 | 1-2 | .500 | 2-2 | 1.000 | 1 | 2 | 3 | 4.0 | 1 | 0 | 0 | 1 | 0 | 5 | 8.5 | |
| Boston U. | 11/13/2022 | | 20:31 | 1-6 | .167 | 0-2 | .000 | 0-0 | .000 | 2 | 2 | 4 | 4.0 | 2 | 1 | 0 | 0 | 2 | 6.3 | | |
| Fla. Atlantic | 11/16/2022 | | 14:15 | 1-5 | .200 | 0-2 | .000 | 0-0 | .000 | 0 | 6 | 6 | 4.5 | 4 | 2 | 1 | 0 | 0 | 2 | 5.3 | |
| at DePaul | 11/20/2022 | | 08:27 | 1-1 | 1.000 | 1-1 | 1.000 | 3-4 | .750 | 0 | 3 | 3 | 4.2 | 1 | 0 | 0 | 0 | 1 | 6 | 5.4 | |
| at Loyola Chicago | 11/22/2022 | | 11:56 | 2-4 | .500 | 0-1 | .000 | 0-0 | .000 | 0 | 3 | 3 | 4.0 | 1 | 1 | 0 | 1 | 0 | 4 | 5.2 | |
| N.C. A&T | 11/25/2022 | | 16:15 | 4-8 | .500 | 1-1 | 1.000 | 0-1 | .000 | 1 | 4 | 5 | 4.1 | 3 | 2 | 1 | 0 | 2 | 9 | 5.7 | |
| Columbia | 11/27/2022 | | 12:14 | 2-5 | .400 | 1-1 | 1.000 | 0-1 | .000 | 2 | 1 | 3 | 4.0 | 1 | 1 | 0 | 0 | 0 | 5 | 5.6 | |
| Michigan | 12/01/2022 | | 07:09 | 0-1 | .000 | 0-1 | .000 | 3-4 | .750 | 0 | 1 | 1 | 3.7 | 1 | 0 | 1 | 0 | 0 | 3 | 5.3 | |
| North Florida | 12/04/2022 | | 18:46 | 3-7 | .429 | 1-3 | .333 | 1-1 | 1.000 | 1 | 1 | 2 | 3.5 | 0 | 4 | 0 | 0 | 4 | 8 | 5.6 | |
| Florida | 12/11/2022 | | 20:18 | 0-1 | .000 | 0-1 | .000 | 4-6 | .667 | 2 | 2 | 4 | 3.5 | 2 | 1 | 0 | 0 | 0 | 4 | 5.5 | |
| at Florida St. | 12/21/2022 | | 09:45 | 1-2 | .500 | 0-0 | .000 | 0-0 | .000 | 1 | 2 | 3 | 3.5 | 0 | 1 | 0 | 0 | 0 | 2 | 5.2 | |
| Notre Dame | 12/29/2022 | | 13:29 | 2-8 | .250 | 0-1 | .000 | 3-4 | .750 | 4 | 2 | 6 | 3.7 | 2 | 1 | 2 | 0 | 2 | 7 | 5.3 | |
| at Pittsburgh | 01/01/2023 | | 28:34 | 5-9 | .556 | 2-5 | .400 | 3-4 | .750 | 2 | 7 | 9 | 4.1 | 3 | 2 | 1 | 0 | 3 | 15 | 6.0 | |
| North Carolina | 01/05/2023 * | | 27:11 | 2-6 | .333 | 2-4 | .500 | 4-4 | 1.000 | 1 | 8 | 9 | 4.4 | 5 | 2 | 3 | 0 | 1 | 10 | 6.3 | |
| Virginia Tech | 01/08/2023 * | | 34:16 | 8-12 | .667 | 5-7 | .714 | 2-2 | 1.000 | 0 | 8 | 8 | 4.6 | 1 | 1 | 0 | 0 | 0 | 23 | 7.3 | |
| at Georgia Tech | 01/12/2023 * | | 27:30 | 3-6 | .500 | 0-2 | .000 | 1-2 | .500 | 3 | 3 | 6 | 4.7 | 1 | 1 | 1 | 0 | 1 | 7 | 7.3 | |
| Wake Forest | 01/15/2023 * | | 19:58 | 2-5 | .400 | 0-1 | .000 | 1-3 | .333 | 1 | 4 | 5 | 4.7 | 3 | 1 | 0 | 0 | 0 | 5 | 7.2 | |
| at NC State | 01/19/2023 * | | 34:06 | 2-4 | .500 | 1-1 | 1.000 | 1-1 | 1.000 | 0 | 3 | 3 | 4.6 | 1 | 3 | 3 | 1 | 0 | 6 | 7.1 | |
| Boston College | 01/26/2023 * | | 22:33 | 3-7 | .429 | 0-1 | .000 | 0-0 | .000 | 1 | 2 | 3 | 4.6 | 2 | 2 | 1 | 1 | 0 | 6 | 7.1 | |
| at Wake Forest | 01/29/2023 * | | 31:27 | 3-6 | .500 | 0-1 | .000 | 4-4 | 1.000 | 3 | 4 | 7 | 4.7 | 3 | 1 | 1 | 0 | 0 | 10 | 7.2 | |
| at Clemson | 02/02/2023 * | | 31:01 | 9-16 | .563 | 1-3 | .333 | 2-6 | .333 | 3 | 4 | 7 | 4.8 | 2 | 3 | 1 | 0 | 1 | 21 | 7.8 | |
| Georgia Tech | 02/05/2023 * | | 31:17 | 5-12 | .417 | 1-4 | .250 | 2-2 | 1.000 | 0 | 9 | 9 | 5.0 | 2 | 1 | 2 | 0 | 2 | 13 | 8.0 | |
| Florida St. | 02/09/2023 * | | 34:04 | 8-14 | .571 | 3-7 | .429 | 0-0 | .000 | 3 | 3 | 6 | 5.0 | 2 | 2 | 1 | 0 | 0 | 19 | 8.5 | |
| at Duke | 02/12/2023 * | | 31:40 | 5-9 | .556 | 2-5 | .400 | 0-0 | .000 | 0 | 6 | 6 | 5.0 | 3 | 2 | 2 | 0 | 2 | 12 | 8.6 | |
| Clemson | 02/16/2023 * | | 21:57 | 2-5 | .400 | 2-2 | 1.000 | 0-0 | .000 | 0 | 0 | 0 | 4.8 | 4 | 2 | 3 | 1 | 2 | 6 | 8.5 | |
| at Syracuse | 02/19/2023 * | | 19:50 | 3-5 | .600 | 0-0 | .000 | 0-0 | .000 | 0 | 3 | 3 | 4.8 | 3 | 3 | 2 | 0 | 1 | 6 | 8.4 | |
| at Louisville | 02/23/2023 * | | 24:14 | 2-9 | .222 | 0-2 | .000 | 1-3 | .333 | 5 | 0 | 5 | 4.8 | 2 | 1 | 2 | 0 | 1 | 5 | 8.3 | |
| Virginia | 02/26/2023 * | | 17:19 | 3-7 | .429 | 0-3 | .000 | 0-0 | .000 | 0 | 0 | 0 | 4.6 | 1 | 1 | 1 | 0 | 0 | 6 | 8.2 | |
| vs Boston College | 03/02/2023 * | | 19:18 | 3-6 | .500 | 1-2 | .500 | 0-0 | .000 | 1 | 0 | 1 | 4.5 | 1 | 3 | 1 | 0 | 1 | 7 | 8.2 | |
| Totals | | | 16 | 644:36 | 90-199 | .452 | 26-70 | .371 | 40-58 | .690 | 40 | 95 | 135 | 4.5 | 58 | 46 | 34 | 6 | 24 | 246 | 8.2 |

Player Averages

| Games Played | Minutes/game | Points/game | FG Pct | 3FG Pct | FT Pct | Rebounds/game | Assists/game | Turnovers/game | Assist/Turnover ratio | Steals/game | Blocks/game |
|--------------|--------------|-------------|--------|---------|--------|---------------|--------------|----------------|-----------------------|-------------|-------------|
| 30 | 21.5 | 8.2 | 45.2 | 37.1 | 69.0 | 4.5 | 1.5 | 1.1 | 1.4 | 0.8 | 0.2 |

CAREER STATS

| SEASON | TEAM | Field Goals | | 3-Point | | F-Throws | | Rebounds | | | | Scoring | | | | | | | | |
|--------------|------|--------------|-----------------|----------------|-------------|--------------|-------------|--------------|-------------|-----------|------------|------------|------------|-------------|-----------|-----------|----------|-----------|------------|------------|
| | | GP-GS | MIN/AVG | FG-FGA | FG% | 3FG-3FGA | 3FG% | FT-FTA | FT% | OFF | DEF | TOT | AVG | PF-FO | A | TO | BLK | STL | PTS | AVG |
| 2021-22 | UM | 28-0 | 225/8.0 | 22-47 | .468 | 5-13 | .385 | 5-9 | .556 | 11 | 30 | 41 | 1.5 | 29-0 | 11 | 22 | 2 | 21 | 54 | 1.9 |
| 2022-23 | UM | 30-16 | 645/21.5 | 90-199 | .452 | 26-70 | .371 | 40-58 | .690 | 40 | 95 | 135 | 4.5 | 58-1 | 46 | 34 | 6 | 24 | 246 | 8.2 |
| TOTAL | | 58-16 | 870/15.0 | 112-246 | .455 | 31-83 | .373 | 45-67 | .672 | 51 | 125 | 176 | 3.0 | 87-1 | 57 | 56 | 8 | 45 | 300 | 5.2 |



G • Karla Erjavec
Sr. • 5-10 • Zagreb, Croatia

- In ACC play last season, averaged 3.2 assists per game and a 1.6 assist/turnover ratio
- Tallied 22 multi-assist games last season and recorded five or more assists in seven games
- Transferred to Miami in 2020 after playing two seasons at Wyoming
- Named to the Mountain West All-Freshman Team in 2018-19
- Member of the U18 and U20 National Women's Team in Croatia
- Represented Croatia at the FIBA Women's Eurobasket Qualifiers in Nov. 2020
- Both parents, Mlhaden and Ivana, played basketball professionally and father served as an assistant coach for the Croatian national team from 2009-11; 2013

5

PLAYER HIGHS

Minutes

22-23 38, vs. Notre Dame (12/29/22)
Career..... 42, at San Diego State (1/8/20)*

Points

22-23 13, vs. Boston College (1/26/23)
Career..... 19, vs. South Alabama (3/24/19)*

Rebounds

22-23 4, 3x, last vs. Columbia (11/27/22)
Career..... 8, at New Mexico (12/7/19)*

Assists

22-23 7, vs. Virginia (2/26/23)
Career..... 10, vs. San Jose State (3/4/19)*

Steals

22-23 3, at DePaul (11/20/22)
Career..... 6, vs. Chadron State (11/8/18)*

Blocks

22-23 1, vs. Stetson (11/10/22)
Career..... 2, vs. Duke (3/3/22)

Field Goals Made

22-23 6, vs. Boston College (1/26/23)
Career...7, 2x, last at New Mexico (12/7/19)*

Field Goals Attempted

22-23 10, vs. Boston College (1/26/23)
Career..... 16, vs. San Diego State (1/9/19)*

3-Point Field Goals Made

22-23 3, vs. FAU (11/17/22)
Career..... 3, 5x, last vs. FAU (11/17/22)

3-Point Field Goals Attempted

22-23 6, at Louisville (2/23/23)
Career..... 7, 2x, last vs. Tulane (12/5/21)

Free Throws Made

22-23 ..2, 2x, last vs. Georgia Tech (2/5/23)
Career.....6, vs. Colorado (11/17/19)*

Free Throws Attempted

22-23 ..2, 3x, last vs. Georgia Tech (2/5/23)
Career.....7, vs. Colorado (11/17/19)*

Double-Doubles

22-23
Career..... 1

Double-Digit Game

22-23 3
Career..... 30

2022-23 game-by-game

| Opponent | Date | GS | MIN | Total | | | 3-Pointers | | | Free throws | | | Rebounds | | | | PF | A | TO | BLK | STL | PTS | AVG |
|-------------------|------------|----|-----------|---------------|---------------|-------------|--------------|-------------|------------|-------------|----------|-----------|-----------|------------|-----------|-----------|-----------|----------|-----------|------------|------------|-----|-----|
| | | | | FG-FGA | PCT | 3FG-3FGA | PCT | FT-FTA | PCT | OFF | DEF | TOT | AVG | | | | | | | | | | |
| UMES | 11/07/2022 | * | 22:05 | 0-6 | .000 | 0-5 | .000 | 0-0 | .000 | 0 | 3 | 3 | 3.0 | 0 | 2 | 4 | 0 | 2 | 0 | 0.0 | | | |
| Stetson | 11/10/2022 | * | 22:41 | 2-7 | .286 | 0-3 | .000 | 2-2 | 1.000 | 0 | 4 | 4 | 3.5 | 1 | 2 | 2 | 1 | 2 | 6 | 3.0 | | | |
| Boston U. | 11/13/2022 | * | 21:51 | 0-2 | .000 | 0-2 | .000 | 0-0 | .000 | 0 | 2 | 2 | 3.0 | 1 | 4 | 2 | 0 | 1 | 0 | 2.0 | | | |
| Fla. Atlantic | 11/16/2022 | * | 18:29 | 4-9 | .444 | 3-4 | .750 | 0-0 | .000 | 0 | 1 | 1 | 2.5 | 0 | 2 | 1 | 0 | 0 | 11 | 4.3 | | | |
| at DePaul | 11/20/2022 | * | 30:09 | 0-4 | .000 | 0-2 | .000 | 0-0 | .000 | 0 | 0 | 0 | 2.0 | 1 | 4 | 5 | 0 | 3 | 0 | 3.4 | | | |
| at Loyola Chicago | 11/22/2022 | * | 25:22 | 2-6 | .333 | 1-4 | .250 | 0-0 | .000 | 0 | 2 | 2 | 2.0 | 1 | 4 | 0 | 0 | 1 | 5 | 3.7 | | | |
| N.C. A&T | 11/25/2022 | * | 21:33 | 3-8 | .375 | 2-5 | .400 | 0-0 | .000 | 0 | 4 | 4 | 2.3 | 1 | 3 | 2 | 0 | 1 | 8 | 4.3 | | | |
| Columbia | 11/27/2022 | * | 17:57 | 1-4 | .250 | 1-3 | .333 | 0-0 | .000 | 0 | 4 | 4 | 2.5 | 3 | 1 | 0 | 0 | 0 | 3 | 4.1 | | | |
| Michigan | 12/01/2022 | * | 27:54 | 2-4 | .500 | 0-2 | .000 | 0-0 | .000 | 0 | 1 | 1 | 2.3 | 1 | 0 | 5 | 0 | 0 | 4 | 4.1 | | | |
| North Florida | 12/04/2022 | * | 20:55 | 0-6 | .000 | 0-4 | .000 | 0-0 | .000 | 0 | 0 | 0 | 2.1 | 0 | 1 | 0 | 0 | 0 | 0 | 3.7 | | | |
| Florida | 12/11/2022 | * | 14:24 | 1-5 | .200 | 1-4 | .250 | 0-0 | .000 | 0 | 1 | 1 | 2.0 | 0 | 0 | 1 | 0 | 1 | 3 | 3.6 | | | |
| at Florida St. | 12/21/2022 | * | 11:29 | 2-7 | .286 | 0-4 | .000 | 0-0 | .000 | 0 | 0 | 0 | 1.8 | 1 | 2 | 1 | 0 | 0 | 4 | 3.7 | | | |
| Notre Dame | 12/29/2022 | * | 37:56 | 3-10 | .300 | 0-3 | .000 | 0-0 | .000 | 0 | 3 | 3 | 1.9 | 1 | 3 | 3 | 0 | 2 | 6 | 3.8 | | | |
| at Pittsburgh | 01/01/2023 | * | 22:27 | 1-6 | .167 | 1-5 | .200 | 1-2 | .500 | 1 | 1 | 2 | 1.9 | 2 | 2 | 1 | 0 | 1 | 4 | 3.9 | | | |
| North Carolina | 01/05/2023 | * | 24:51 | 3-8 | .375 | 1-4 | .250 | 0-0 | .000 | 0 | 0 | 0 | 1.8 | 2 | 3 | 3 | 0 | 0 | 7 | 4.1 | | | |
| Virginia Tech | 01/08/2023 | * | 24:13 | 1-3 | .333 | 0-2 | .000 | 0-0 | .000 | 0 | 2 | 2 | 1.8 | 0 | 2 | 1 | 0 | 0 | 2 | 3.9 | | | |
| at Georgia Tech | 01/12/2023 | * | 18:26 | 1-4 | .250 | 0-3 | .000 | 0-0 | .000 | 0 | 0 | 0 | 1.7 | 1 | 1 | 1 | 0 | 0 | 2 | 3.8 | | | |
| Wake Forest | 01/15/2023 | * | 19:20 | 0-2 | .000 | 0-1 | .000 | 0-0 | .000 | 0 | 0 | 0 | 1.6 | 0 | 3 | 2 | 0 | 1 | 0 | 3.6 | | | |
| at NC State | 01/19/2023 | * | 07:41 | 0-1 | .000 | 0-0 | .000 | 0-0 | .000 | 0 | 1 | 1 | 1.6 | 1 | 1 | 2 | 0 | 0 | 0 | 3.4 | | | |
| Boston College | 01/26/2023 | * | 25:24 | 6-10 | .600 | 1-2 | .500 | 0-0 | .000 | 0 | 3 | 3 | 1.7 | 0 | 3 | 1 | 0 | 2 | 13 | 3.9 | | | |
| at Wake Forest | 01/29/2023 | * | 08:30 | 0-1 | .000 | 0-1 | .000 | 0-0 | .000 | 1 | 1 | 2 | 1.7 | 0 | 0 | 0 | 0 | 0 | 0 | 3.7 | | | |
| at Clemson | 02/02/2023 | * | 17:40 | 0-2 | .000 | 0-1 | .000 | 0-0 | .000 | 0 | 2 | 2 | 1.7 | 2 | 3 | 1 | 0 | 0 | 0 | 3.5 | | | |
| Georgia Tech | 02/05/2023 | * | 14:24 | 2-4 | .500 | 0-0 | .000 | 2-2 | 1.000 | 0 | 0 | 0 | 1.6 | 0 | 1 | 1 | 0 | 0 | 6 | 3.7 | | | |
| Florida St. | 02/09/2023 | * | 05:33 | 0-0 | .000 | 0-0 | .000 | 0-0 | .000 | 0 | 1 | 1 | 1.6 | 0 | 1 | 1 | 0 | 0 | 0 | 3.5 | | | |
| at Duke | 02/12/2023 | * | 06:10 | 0-1 | .000 | 0-0 | .000 | 0-0 | .000 | 0 | 0 | 0 | 1.5 | 1 | 0 | 0 | 0 | 0 | 0 | 3.4 | | | |
| Clemson | 02/16/2023 | * | 08:45 | 0-2 | .000 | 0-1 | .000 | 0-0 | .000 | 0 | 0 | 0 | 1.5 | 0 | 3 | 3 | 0 | 1 | 0 | 3.2 | | | |
| at Syracuse | 02/19/2023 | * | 23:58 | 1-3 | .333 | 0-0 | .000 | 0-0 | .000 | 0 | 1 | 1 | 1.4 | 1 | 3 | 1 | 0 | 1 | 2 | 3.2 | | | |
| at Louisville | 02/23/2023 | * | 25:08 | 4-9 | .444 | 2-6 | .333 | 0-0 | .000 | 0 | 0 | 0 | 1.4 | 0 | 6 | 2 | 0 | 0 | 10 | 3.4 | | | |
| Virginia | 02/26/2023 | * | 22:24 | 1-2 | .500 | 0-1 | .000 | 0-0 | .000 | 0 | 2 | 2 | 1.4 | 0 | 7 | 0 | 0 | 0 | 2 | 3.4 | | | |
| vs Boston College | 03/02/2023 | * | 19:31 | 3-6 | .500 | 2-3 | .667 | 1-2 | .500 | 1 | 0 | 1 | 1.4 | 2 | 3 | 2 | 0 | 0 | 9 | 3.6 | | | |
| Totals | | | 17 | 587:12 | 43-142 | .303 | 15-75 | .200 | 6-8 | .750 | 3 | 39 | 42 | 1.4 | 23 | 70 | 48 | 1 | 19 | 107 | 3.6 | | |

Player Averages

| Games Played | Minutes/game | Points/game | FG Pct | 3FG Pct | FT Pct | Rebounds/game | Assists/game | Turnovers/game | Assist/Turnover ratio | Steals/game | Blocks/game |
|--------------|--------------|-------------|--------|---------|--------|---------------|--------------|----------------|-----------------------|-------------|-------------|
| 30 | 19.6 | 3.6 | 30.3 | 20.0 | 75.0 | 1.4 | 2.3 | 1.6 | 1.5 | 0.6 | 0.0 |

CAREER STATS

| SEASON | TEAM | GP-GS | MIN/AVG | Field Goals | | 3-Point | | F-Throws | | Rebounds | | | | Scoring | | | | | | |
|---------------------|------|----------------|------------------|----------------|-------------|----------------|-------------|----------------|-------------|-----------|------------|------------|------------|--------------|------------|------------|-----------|-----------|------------|------------|
| | | | | FG-FGA | FG% | 3FG-3FGA | 3FG% | FT-FTA | FT% | OFF | DEF | TOT | AVG | PF-FO | A | TO | BLK | STL | PTS | AVG |
| 2018-19 | UW | 34-34 | 1073/31.5 | 117-297 | .394 | 33-99 | .333 | 35-46 | .761 | 7 | 82 | 89 | 2.6 | 58-0 | 124 | 90 | 6 | 28 | 302 | 8.9 |
| 2019-20 | UW | 22-18 | 592/26.9 | 49-148 | .331 | 17-55 | .309 | 23-28 | .821 | 4 | 63 | 67 | 3.0 | 31-0 | 70 | 44 | 3 | 9 | 138 | 6.3 |
| 2020-21 | UM | 17-6 | 365/21.5 | 27-81 | .333 | 15-47 | .319 | 3-4 | .750 | 3 | 18 | 21 | 1.2 | 22-0 | 34 | 20 | 0 | 9 | 72 | 4.2 |
| 2021-22 | UM | 34-34 | 974/28.7 | 79-205 | .385 | 37-103 | .359 | 35-44 | .795 | 10 | 82 | 92 | 2.7 | 43-0 | 94 | 74 | 5 | 26 | 230 | 6.8 |
| 2022-23 | UM | 30-17 | 587/19.6 | 43-142 | .303 | 15-75 | .200 | 6-8 | .750 | 3 | 39 | 42 | 1.4 | 23-0 | 70 | 48 | 1 | 19 | 107 | 3.6 |
| TOTAL FOR UM | | 81-57 | 1927/23.8 | 149-428 | .348 | 67-225 | .298 | 44-56 | .786 | 16 | 139 | 155 | 1.9 | 88-0 | 198 | 142 | 6 | 54 | 409 | 5.0 |
| TOTAL | | 137-109 | 3591/26.2 | 315-873 | .361 | 117-379 | .309 | 102-130 | .785 | 27 | 284 | 311 | 2.3 | 177-0 | 392 | 276 | 15 | 91 | 849 | 6.2 |



12

- Played the best game of her career against Columbia, totaling a career-high 28 points, 10 made field goals and seven made free throws
- Became the fifth Hurricane in program history to earn ACC All-Freshman Team honors in 2022
- 2022 Bob Bradley Spirit and Courage Award recipient
- Has tallied 17 double-digit outings in her career
- Named the Sun Sentinel Broward County Class 7A-6A Player of the Year in 2019-20
- Earned a spot on the Miami Herald's First Team and Sun Sentinel's First Team for two years straight
- As a senior, served as team captain and led her team to its first state championship since 1992

G • Ja'Leah Williams
So. • 5-9 • Pompano Beach, Fla.

PLAYER HIGHS

| |
|---|
| Minutes |
| 22-2340, vs. Florida (12/11/22) |
| Career.....40, vs. Florida (12/11/22) |
| Points |
| 22-2328, vs. Columbia (11/27/22) |
| Career.....28, vs. Columbia (11/27/22) |
| Rebounds |
| 22-237, 2x, last vs. Florida St. (2/9/23) |
| Career.....10, at Wake Forest (1/27/22) |
| Assists |
| 22-236, vs. Virginia (2/26/23) |
| Career.....7, vs. UAPB (12/6/21) |
| Steals |
| 22-235, vs. UMES (11/7/22) |
| Career.....6, vs. UAPB (12/6/21) |
| Blocks |
| 22-232, vs. Clemson (2/16/23) |
| Career.....2, vs. Clemson (2/16/23) |
| Field Goals Made |
| 22-2310, vs. Columbia (11/27/22) |
| Career.....10, vs. Columbia (11/27/22) |
| Field Goals Attempted |
| 22-2314, vs. Columbia (11/27/22) |
| Career.....14, vs. Columbia (11/27/22) |
| 3-Point Field Goals Made |
| 22-232, vs. Stetson (11/10/22) |
| Career.....2, vs. Stetson (11/10/22) |
| 3-Point Field Goals Attempted |
| 22-233, vs. Stetson (11/10/22) |
| Career.....3, 2x, last vs. Stetson (11/10/22) |
| Free Throws Made |
| 22-237, vs. Columbia (11/27/22) |
| Career.....7, vs. Columbia (11/27/22) |
| Free Throws Attempted |
| 22-2311, vs. Columbia (11/27/22) |
| Career.....11, vs. Columbia (11/27/22) |
| Double-Doubles |
| 22-23 |
| Career..... |
| Double-Digit Game |
| 22-23 8 |
| Career..... 17 |

2022-23 game-by-game

| Opponent | Date | GS | MIN | Total | | 3-Pointers | | Free throws | | Rebounds | | | | PF | A | TO | BLK | STL | PTS | AVG | |
|-------------------|------------|----|-----------|---------------|---------------|-------------|-------------|-------------|--------------|-------------|-----------|-----------|-----------|------------|-----------|-----------|-----------|----------|-----------|------------|------------|
| | | | | FG-FGA | PCT | 3FG-3FGA | PCT | FT-FTA | PCT | OFF | DEF | TOT | AVG | | | | | | | | |
| UMES | 11/07/2022 | * | 22:19 | 6-7 | .857 | 1-2 | .500 | 1-1 | 1.000 | 0 | 5 | 5 | 5.0 | 2 | 3 | 2 | 1 | 5 | 14 | 14.0 | |
| Stetson | 11/10/2022 | * | 21:20 | 5-12 | .417 | 2-3 | .667 | 2-5 | .400 | 3 | 0 | 3 | 4.0 | 2 | 1 | 1 | 0 | 1 | 14 | 14.0 | |
| Boston U. | 11/13/2022 | * | 22:01 | 3-8 | .375 | 0-0 | .000 | 0-0 | .000 | 2 | 2 | 4 | 4.0 | 1 | 2 | 1 | 0 | 2 | 6 | 11.3 | |
| Fla. Atlantic | 11/16/2022 | * | 21:24 | 3-10 | .300 | 0-1 | .000 | 0-0 | .000 | 1 | 3 | 4 | 4.0 | 1 | 4 | 1 | 1 | 3 | 6 | 10.0 | |
| at DePaul | 11/20/2022 | * | 27:18 | 5-12 | .417 | 0-2 | .000 | 4-7 | .571 | 0 | 3 | 3 | 3.8 | 3 | 3 | 3 | 0 | 4 | 14 | 10.8 | |
| at Loyola Chicago | 11/22/2022 | * | 26:14 | 3-6 | .500 | 0-0 | .000 | 0-0 | .000 | 2 | 2 | 4 | 3.8 | 1 | 3 | 2 | 0 | 0 | 6 | 10.0 | |
| N.C. A&T | 11/25/2022 | * | 18:12 | 3-5 | .600 | 0-1 | .000 | 4-4 | 1.000 | 2 | 1 | 3 | 3.7 | 1 | 3 | 3 | 0 | 0 | 10 | 10.0 | |
| Columbia | 11/27/2022 | * | 37:54 | 10-14 | .714 | 1-2 | .500 | 7-11 | .636 | 2 | 0 | 2 | 3.5 | 3 | 4 | 3 | 0 | 3 | 28 | 12.3 | |
| Michigan | 12/01/2022 | * | 21:37 | 0-6 | .000 | 0-1 | .000 | 0-0 | .000 | 3 | 0 | 3 | 3.4 | 4 | 2 | 7 | 0 | 1 | 0 | 10.9 | |
| North Florida | 12/04/2022 | * | 18:35 | 3-6 | .500 | 1-2 | .500 | 1-2 | .500 | 2 | 2 | 4 | 3.5 | 3 | 1 | 5 | 1 | 0 | 8 | 10.6 | |
| Florida | 12/11/2022 | * | 40:07 | 5-12 | .417 | 0-2 | .000 | 0-2 | .000 | 2 | 1 | 3 | 3.5 | 3 | 4 | 3 | 0 | 1 | 10 | 10.5 | |
| at Florida St. | 12/21/2022 | * | 35:06 | 4-12 | .333 | 1-1 | 1.000 | 2-2 | 1.000 | 3 | 4 | 7 | 3.8 | 2 | 4 | 2 | 0 | 1 | 11 | 10.6 | |
| Notre Dame | 12/29/2022 | * | 23:28 | 0-4 | .000 | 0-0 | .000 | 0-0 | .000 | 0 | 2 | 2 | 3.6 | 3 | 3 | 2 | 0 | 1 | 0 | 9.8 | |
| at Pittsburgh | 01/01/2023 | * | 18:12 | 0-5 | .000 | 0-1 | .000 | 0-0 | .000 | 1 | 2 | 3 | 3.6 | 1 | 1 | 4 | 0 | 0 | 0 | 9.1 | |
| North Carolina | 01/05/2023 | * | 27:36 | 3-8 | .375 | 0-0 | .000 | 0-0 | .000 | 0 | 2 | 2 | 3.5 | 1 | 2 | 2 | 0 | 2 | 6 | 8.9 | |
| Virginia Tech | 01/08/2023 | * | 26:21 | 3-5 | .600 | 0-0 | .000 | 2-4 | .500 | 0 | 1 | 1 | 3.3 | 1 | 2 | 0 | 0 | 0 | 8 | 8.8 | |
| at Georgia Tech | 01/12/2023 | * | 22:38 | 2-8 | .250 | 0-2 | .000 | 0-0 | .000 | 0 | 1 | 1 | 3.2 | 1 | 3 | 1 | 0 | 1 | 4 | 8.5 | |
| Wake Forest | 01/15/2023 | * | 30:36 | 3-4 | .750 | 0-0 | .000 | 2-2 | 1.000 | 2 | 2 | 4 | 3.2 | 3 | 4 | 4 | 0 | 0 | 8 | 8.5 | |
| at NC State | 01/19/2023 | * | 21:47 | 2-5 | .400 | 0-1 | .000 | 0-0 | .000 | 0 | 2 | 2 | 3.2 | 1 | 3 | 3 | 0 | 2 | 4 | 8.3 | |
| Boston College | 01/26/2023 | * | 19:30 | 3-8 | .375 | 0-0 | .000 | 0-0 | .000 | 2 | 3 | 5 | 3.3 | 2 | 3 | 1 | 0 | 2 | 6 | 8.2 | |
| at Wake Forest | 01/29/2023 | * | 13:10 | 0-1 | .000 | 0-0 | .000 | 0-0 | .000 | 0 | 0 | 0 | 3.1 | 2 | 1 | 2 | 0 | 0 | 0 | 7.8 | |
| at Clemson | 02/02/2023 | * | 22:28 | 1-3 | .333 | 0-1 | .000 | 1-1 | 1.000 | 0 | 3 | 3 | 3.1 | 0 | 2 | 3 | 0 | 2 | 3 | 7.5 | |
| Georgia Tech | 02/05/2023 | * | 32:05 | 4-10 | .400 | 0-1 | .000 | 0-0 | .000 | 4 | 2 | 6 | 3.2 | 2 | 3 | 4 | 0 | 1 | 8 | 7.6 | |
| Florida St. | 02/09/2023 | * | 30:13 | 5-8 | .625 | 0-0 | .000 | 4-6 | .667 | 3 | 4 | 7 | 3.4 | 1 | 4 | 4 | 0 | 1 | 14 | 7.8 | |
| at Duke | 02/12/2023 | * | 17:21 | 1-4 | .250 | 0-0 | .000 | 0-0 | .000 | 0 | 0 | 0 | 3.2 | 2 | 2 | 1 | 0 | 1 | 2 | 7.6 | |
| Clemson | 02/16/2023 | * | 34:12 | 3-6 | .500 | 0-1 | .000 | 0-0 | .000 | 0 | 2 | 2 | 3.2 | 3 | 5 | 4 | 2 | 2 | 6 | 7.5 | |
| at Syracuse | 02/19/2023 | * | 27:00 | 1-6 | .167 | 0-0 | .000 | 0-0 | .000 | 0 | 6 | 6 | 3.3 | 2 | 4 | 4 | 0 | 1 | 2 | 7.3 | |
| at Louisville | 02/23/2023 | * | 25:30 | 3-6 | .500 | 0-1 | .000 | 0-0 | .000 | 0 | 0 | 0 | 3.2 | 2 | 0 | 2 | 0 | 0 | 6 | 7.3 | |
| Virginia | 02/26/2023 | * | 29:07 | 3-6 | .500 | 0-2 | .000 | 0-0 | .000 | 0 | 2 | 2 | 3.1 | 3 | 6 | 3 | 0 | 1 | 6 | 7.2 | |
| vs Boston College | 03/02/2023 | * | 17:56 | 0-2 | .000 | 0-0 | .000 | 0-0 | .000 | 0 | 1 | 1 | 3.1 | 0 | 1 | 4 | 0 | 0 | 0 | 7.0 | |
| Totals | | | 30 | 751:16 | 87-209 | .416 | 6-27 | .222 | 30-47 | .638 | 34 | 58 | 92 | 3.1 | 56 | 83 | 81 | 5 | 38 | 210 | 7.0 |

Player Averages

| Games Played | Minutes/game | Points/game | FG Pct | 3FG Pct | FT Pct | Rebounds/game | Assists/game | Turnovers/game | Assist/Turnover ratio | Steals/game | Blocks/game |
|--------------|--------------|-------------|--------|---------|--------|---------------|--------------|----------------|-----------------------|-------------|-------------|
| 30 | 25.0 | 7.0 | 41.6 | 22.2 | 63.8 | 3.1 | 2.8 | 2.7 | 1.0 | 1.3 | 0.2 |

CAREER STATS

| SEASON | TEAM | GP-GS | MIN/AVG | Field Goals | | 3-Point | | F-Throws | | Rebounds | | | | Scoring | | | | | | |
|--------------|------|--------------|------------------|----------------|-------------|--------------|-------------|---------------|-------------|-----------|------------|------------|------------|--------------|------------|------------|-----------|------------|------------|------------|
| | | | | FG-FGA | FG% | 3FG-3FGA | 3FG% | FT-FTA | FT% | OFF | DEF | TOT | AVG | PF-FO | A | TO | BLK | STL | PTS | AVG |
| 2021-22 | UM | 34-28 | 915/26.9 | 97-233 | .416 | 5-30 | .167 | 49-70 | .700 | 60 | 80 | 140 | 4.1 | 59-0 | 75 | 69 | 7 | 65 | 248 | 7.3 |
| 2022-23 | UM | 30-30 | 751/25.0 | 87-209 | .416 | 6-27 | .222 | 30-47 | .638 | 34 | 58 | 92 | 3.1 | 56-0 | 83 | 81 | 5 | 38 | 210 | 7.0 |
| TOTAL | | 64-58 | 1666/26.0 | 184-442 | .416 | 11-57 | .193 | 79-117 | .675 | 94 | 138 | 232 | 3.6 | 115-0 | 158 | 150 | 12 | 103 | 458 | 7.2 |



G • Lashae Dwyer
So. • 5-6 • Toronto, Ontario, Canada

- Set new career highs in points (23) against Florida State
- Has tallied 20-plus points in two games this season
- Helped the Webb School to a 32-2 record and the Division II-Class A State Title
- Ranked the No. 79 overall player in the class of 2021 by espnW HoopGurlz
- Named a BioSteel All Canadian Basketball Games nominee in 2020
- Tabbed the 2020-21 Tennessee Gatorade Player of the Year

13

PLAYER HIGHS

Minutes

22-23 29, vs. Michigan (12/1/22)
Career..... 29, 2x, last vs. Michigan (12/1/22)

Points

22-23 23, at Florida St. (12/21/22)
Career..... 23, at Florida St. (12/21/22)

Rebounds

22-23 8, vs. Michigan (12/1/22)
Career..... 8, vs. Michigan (12/1/22)

Assists

22-23 5, vs. FAU (11/17/22)
Career..... 5, 2x, last vs. FAU (11/17/22)

Steals

22-23 8, vs. UNF (12/4/22)
Career..... 8, 2x, last vs. UNF (12/4/22)

Blocks

22-23 .. 1, 3x, last at Wake Forest (1/29/23)
Career... 1, 4x, last at Wake Forest (1/29/23)

Field Goals Made

22-23 8, vs. UNF (12/4/22)
Career..... 8, vs. UNF (12/4/22)

Field Goals Attempted

22-23 ... 11, 2x, last at Florida St. (12/21/22)
Career..... 12, vs. FAU (11/18/21)

3-Point Field Goals Made

22-23 2, vs. UNF (12/4/22)
Career..... 2, 2x, last vs. UNF (12/4/22)

3-Point Field Goals Attempted

22-23 5, vs. UNF (12/4/22)
Career..... 5, vs. UNF (12/4/22)

Free Throws Made

22-23 8, at Florida St. (12/21/22)
Career..... 8, at Florida St. (12/21/22)

Free Throws Attempted

22-23 9, at Florida St. (12/21/22)
Career..... 9, at Florida St. (12/21/22)

Double-Doubles

22-23
Career.....

Double-Digit Game

22-23 8
Career..... 12

2022-23 game-by-game

| Opponent | Date | GS | MIN | Total | | 3-Pointers | | Free throws | | Rebounds | | | | PF | A | TO | BLK | STL | PTS | AVG |
|-------------------|------------|----|-----------------|---------------|-------------|-------------|-------------|--------------|-------------|-----------|-----------|-----------|------------|-----------|-----------|-----------|----------|-----------|------------|------------|
| | | | | FG-FGA | PCT | 3FG-3FGA | PCT | FT-FTA | PCT | OFF | DEF | TOT | AVG | | | | | | | |
| UMES | 11/07/2022 | | 14:24 | 2-5 | .400 | 0-1 | .000 | 1-2 | .500 | 0 | 2 | 2 | 2.0 | 3 | 1 | 1 | 0 | 1 | 5 | 5.0 |
| Stetson | 11/10/2022 | | 13:45 | 1-3 | .333 | 0-1 | .000 | 0-0 | .000 | 0 | 1 | 1 | 1.5 | 1 | 0 | 1 | 0 | 0 | 2 | 3.5 |
| Boston U. | 11/13/2022 | | 16:17 | 2-6 | .333 | 0-0 | .000 | 0-0 | .000 | 1 | 1 | 2 | 1.7 | 0 | 0 | 1 | 0 | 1 | 4 | 3.7 |
| Fla. Atlantic | 11/16/2022 | | 20:27 | 7-8 | .875 | 0-0 | .000 | 0-1 | .000 | 1 | 3 | 4 | 2.3 | 4 | 5 | 1 | 1 | 3 | 14 | 6.3 |
| at DePaul | 11/20/2022 | | 22:33 | 2-4 | .500 | 0-1 | .000 | 2-2 | 1.000 | 5 | 0 | 5 | 2.8 | 3 | 1 | 4 | 0 | 1 | 6 | 6.2 |
| at Loyola Chicago | 11/22/2022 | | 17:13 | 3-5 | .600 | 0-1 | .000 | 0-0 | .000 | 1 | 4 | 5 | 3.2 | 1 | 1 | 2 | 0 | 0 | 6 | 6.2 |
| N.C. A&T | 11/25/2022 | | 18:33 | 3-5 | .600 | 1-1 | 1.000 | 4-4 | 1.000 | 0 | 1 | 1 | 2.9 | 1 | 2 | 3 | 0 | 5 | 11 | 6.9 |
| Columbia | 11/27/2022 | | 27:00 | 3-6 | .500 | 0-0 | .000 | 3-4 | .750 | 1 | 5 | 6 | 3.3 | 2 | 2 | 4 | 0 | 1 | 9 | 7.1 |
| Michigan | 12/01/2022 | | 29:21 | 5-10 | .500 | 0-1 | .000 | 2-6 | .333 | 4 | 4 | 8 | 3.8 | 4 | 0 | 3 | 1 | 3 | 12 | 7.7 |
| North Florida | 12/04/2022 | | 22:19 | 8-11 | .727 | 2-5 | .400 | 2-2 | 1.000 | 1 | 0 | 1 | 3.5 | 3 | 3 | 2 | 0 | 8 | 20 | 8.9 |
| Florida | 12/11/2022 | | 11:52 | 0-2 | .000 | 0-1 | .000 | 0-0 | .000 | 0 | 0 | 0 | 3.2 | 1 | 0 | 3 | 1 | 0 | 0 | 8.1 |
| at Florida St. | 12/21/2022 | | 25:29 | 7-11 | .636 | 1-1 | 1.000 | 8-9 | .889 | 3 | 1 | 4 | 3.3 | 5 | 4 | 2 | 0 | 3 | 23 | 9.3 |
| Notre Dame | 12/29/2022 | | 22:57 | 4-9 | .444 | 0-1 | .000 | 2-3 | .667 | 2 | 3 | 5 | 3.4 | 1 | 2 | 1 | 0 | 3 | 10 | 9.4 |
| at Pittsburgh | 01/01/2023 | | 10:35 | 1-1 | 1.000 | 0-0 | .000 | 0-0 | .000 | 0 | 2 | 2 | 3.3 | 1 | 2 | 1 | 0 | 1 | 2 | 8.9 |
| North Carolina | 01/05/2023 | | 02:52 | 0-0 | .000 | 0-0 | .000 | 0-0 | .000 | 0 | 0 | 0 | 3.1 | 2 | 0 | 1 | 0 | 0 | 0 | 8.3 |
| Virginia Tech | 01/08/2023 | | 15:13 | 2-3 | .667 | 0-1 | .000 | 2-2 | 1.000 | 0 | 0 | 0 | 2.9 | 1 | 1 | 2 | 0 | 0 | 6 | 8.1 |
| at Georgia Tech | 01/12/2023 | | 18:49 | 2-3 | .667 | 0-0 | .000 | 0-0 | .000 | 1 | 3 | 4 | 2.9 | 4 | 3 | 4 | 1 | 0 | 4 | 7.9 |
| Wake Forest | 01/15/2023 | | 07:07 | 0-0 | .000 | 0-0 | .000 | 0-0 | .000 | 0 | 1 | 1 | 2.8 | 0 | 0 | 0 | 0 | 1 | 0 | 7.4 |
| at NC State | 01/19/2023 | | 03:13 | 0-0 | .000 | 0-0 | .000 | 0-0 | .000 | 0 | 0 | 0 | 2.7 | 1 | 0 | 2 | 0 | 0 | 0 | 7.1 |
| Boston College | 01/26/2023 | | 23:36 | 4-7 | .571 | 1-2 | .500 | 3-4 | .750 | 1 | 3 | 4 | 2.8 | 2 | 2 | 3 | 0 | 5 | 12 | 7.3 |
| at Wake Forest | 01/29/2023 | | 20:02 | 2-3 | .667 | 0-0 | .000 | 0-1 | .000 | 1 | 2 | 3 | 2.8 | 1 | 0 | 3 | 1 | 0 | 4 | 7.1 |
| at Clemson | 02/02/2023 | | 05:15 | 0-2 | .000 | 0-0 | .000 | 0-0 | .000 | 0 | 0 | 0 | 2.6 | 1 | 0 | 0 | 0 | 0 | 0 | 6.8 |
| Georgia Tech | 02/05/2023 | | 05:59 | 0-2 | .000 | 0-0 | .000 | 0-0 | .000 | 2 | 5 | 7 | 2.8 | 1 | 1 | 2 | 0 | 1 | 0 | 6.5 |
| Florida St. | 02/09/2023 | | 06:17 | 0-1 | .000 | 0-0 | .000 | 4-4 | 1.000 | 1 | 1 | 2 | 2.8 | 3 | 0 | 0 | 0 | 0 | 4 | 6.4 |
| at Duke | 02/12/2023 | | 12:43 | 0-2 | .000 | 0-0 | .000 | 0-0 | .000 | 0 | 0 | 0 | 2.7 | 3 | 0 | 3 | 1 | 0 | 0 | 6.2 |
| Clemson | 02/16/2023 | | 02:13 | 0-0 | .000 | 0-0 | .000 | 0-0 | .000 | 0 | 0 | 0 | 2.6 | 0 | 0 | 2 | 0 | 0 | 0 | 5.9 |
| at Syracuse | 02/19/2023 | | 13:08 | 3-5 | .600 | 1-1 | 1.000 | 1-2 | .500 | 0 | 1 | 1 | 2.5 | 3 | 1 | 2 | 0 | 1 | 8 | 6.0 |
| at Louisville | 02/23/2023 | | 05:19 | 0-1 | .000 | 0-0 | .000 | 2-2 | 1.000 | 0 | 2 | 2 | 2.5 | 1 | 1 | 1 | 0 | 0 | 2 | 5.9 |
| Virginia | 02/26/2023 | | 02:32 | 0-1 | .000 | 0-0 | .000 | 0-0 | .000 | 1 | 2 | 3 | 2.5 | 2 | 0 | 0 | 0 | 0 | 0 | 5.7 |
| vs Boston College | 03/02/2023 | | 20:36 | 7-10 | .700 | 1-2 | .500 | 4-4 | 1.000 | 1 | 2 | 3 | 2.5 | 2 | 0 | 3 | 0 | 3 | 19 | 6.1 |
| Totals | | | 0 437:38 | 68-126 | .540 | 7-20 | .350 | 40-52 | .769 | 27 | 49 | 76 | 2.5 | 57 | 32 | 57 | 6 | 41 | 183 | 6.1 |

Player Averages

| Games Played | Minutes/game | Points/game | FG Pct | 3FG Pct | FT Pct | Rebounds/game | Assists/game | Turnovers/game | Assist/Turnover ratio | Steals/game | Blocks/game |
|--------------|--------------|-------------|--------|---------|--------|---------------|--------------|----------------|-----------------------|-------------|-------------|
| 30 | 14.6 | 6.1 | 54.0 | 35.0 | 76.9 | 2.5 | 1.1 | 1.9 | 0.6 | 1.4 | 0.2 |

CAREER STATS

| SEASON | TEAM | GP-GS | MIN/AVG | Field Goals | | 3-Point | | F-Throws | | Rebounds | | | | Scoring | | | | | | |
|--------------|------|-------------|-----------------|----------------|-------------|--------------|-------------|--------------|-------------|-----------|-----------|------------|------------|--------------|-----------|-----------|----------|-----------|------------|------------|
| | | | | FG-FGA | FG% | 3FG-3FGA | 3FG% | FT-FTA | FT% | OFF | DEF | TOT | AVG | PF-FO | A | TO | BLK | STL | PTS | AVG |
| 2021-22 | UM | 30-0 | 341/11.4 | 35-100 | .350 | 5-24 | .208 | 30-47 | .638 | 26 | 26 | 52 | 1.7 | 56-1 | 21 | 27 | 2 | 38 | 105 | 3.5 |
| 2022-23 | UM | 30-0 | 438/14.6 | 68-126 | .540 | 7-20 | .350 | 40-52 | .769 | 27 | 49 | 76 | 2.5 | 57-1 | 32 | 57 | 6 | 41 | 183 | 6.1 |
| TOTAL | | 60-0 | 779/13.0 | 103-226 | .456 | 12-44 | .273 | 70-99 | .707 | 53 | 75 | 128 | 2.1 | 113-2 | 53 | 84 | 8 | 79 | 288 | 4.8 |



14

G • Haley Cavinder
Sr. • 5-6 • Gilbert, Ariz.

- Has tallied 21 double-digit scoring games this season and has eclipsed the 20-point mark three times
- Paces the Hurricanes in scoring (12.9) and is second in assists per game (2.5)
- One of just six ACC players to record a 30-point game (33) this season
- Three-time All-Mountain West Team member, 2021 Mountain West Player of the Year and 2020 Freshman of the Year
- Set NCAA record for free-throw percentage in a season at 97.3 percent, making 109-of-112 free throws
- Recorded three triple-doubles in 2021-22, becoming the 20th player in NCAA history to tally three-plus in a season
- Has scored 20-plus points in 44 games and has tallied 22 double-doubles in her career
- Father, Tom, played basketball at Nova Southeastern

PLAYER HIGHS

Minutes

22-2342, vs. Florida (12/11/22)
 Career.....45, vs. Boise State (3/4/20)*

Points

22-2333, vs. Florida St. (2/9/23)
 Career.....33, vs. Florida St. (2/9/23)

Rebounds

22-23 ..9, 3x, last vs. Boston College (3/2/23)
 Career.....15, at San Jose State (1/4/20)*

Assists

22-236, 2x, last at Pitt (1/1/23)
 Career.....13, vs. San Jose State (1/15/22)*

Steals

22-23 ..2, 4x, last vs. Boston College (3/2/23)
 Career.....6, at UNLV (12/3/19)*

Blocks

22-231, 2x, last at Louisville (2/23/23)
 Career.. 2, 2x, last at San Diego State (2/21/21)*

Field Goals Made

22-2310, vs. Florida (12/11/22)
 Career... 12, 2x, last at Utah State (3/2/22)*

Field Goals Attempted

22-2317, vs. Florida St. (2/9/23)
 Career... 23, 2x, last at Utah State (3/2/22)*

3-Point Field Goals Made

22-237, vs. Florida St. (2/9/23)
 Career.....7, 2x, last vs. Florida St. (2/9/23)

3-Point Field Goals Attempted

22-2311, at Pitt (1/1/23)
 Career.....14, at New Mexico (2/1/20)*

Free Throws Made

22-2310, vs. Florida St. (2/9/23)
 Career.... 11, 2x, last vs. CSUN (11/23/21)*

Free Throws Attempted

22-2310, 2x, last vs. Florida St. (2/9/23)
 Career.....12, vs. Nevada (1/14/21)

Double-Doubles

22-23
 Career.....22

Double-Digit Game

22-2321
 Career.....98

2022-23 game-by-game

| Opponent | Date | GS | MIN | Total | | 3-Pointers | | Free throws | | Rebounds | | | PF | A | TO | BLK | STL | PTS | AVG | | |
|-------------------|------------|----|-----------|---------------|----------------|-------------|---------------|-------------|--------------|-------------|-----------|------------|------------|------------|-----------|-----------|-----------|----------|-----------|------------|-------------|
| | | | | FG-FGA | PCT | 3FG-3FGA | PCT | FT-FTA | PCT | OFF | DEF | TOT | | | | | | | | AVG | |
| UMES | 11/07/2022 | * | 17:57 | 3-6 | .500 | 3-6 | .500 | 0-0 | .000 | 4 | 0 | 4 | 4.0 | 1 | 1 | 2 | 0 | 1 | 9 | 9.0 | |
| Stetson | 11/10/2022 | * | 25:54 | 6-9 | .667 | 3-4 | .750 | 3-3 | 1.000 | 1 | 3 | 4 | 4.0 | 1 | 2 | 0 | 0 | 1 | 18 | 13.5 | |
| Boston U. | 11/13/2022 | * | 23:20 | 2-5 | .400 | 2-5 | .400 | 3-3 | 1.000 | 1 | 4 | 5 | 4.3 | 2 | 5 | 0 | 0 | 2 | 9 | 12.0 | |
| Fla. Atlantic | 11/16/2022 | * | 24:23 | 3-9 | .333 | 1-6 | .167 | 0-0 | .000 | 1 | 5 | 6 | 4.8 | 2 | 4 | 2 | 0 | 1 | 7 | 10.8 | |
| at DePaul | 11/20/2022 | * | 32:00 | 4-12 | .333 | 3-7 | .429 | 0-0 | .000 | 1 | 3 | 4 | 4.6 | 2 | 2 | 3 | 0 | 0 | 11 | 10.8 | |
| at Loyola Chicago | 11/22/2022 | * | 29:57 | 1-7 | .143 | 0-2 | .000 | 0-0 | .000 | 0 | 6 | 6 | 4.8 | 0 | 3 | 0 | 1 | 1 | 2 | 9.3 | |
| N.C. A&T | 11/25/2022 | * | 17:01 | 4-7 | .571 | 3-4 | .750 | 0-0 | .000 | 0 | 2 | 2 | 4.4 | 2 | 1 | 0 | 0 | 0 | 11 | 9.6 | |
| Columbia | 11/27/2022 | * | 25:46 | 3-13 | .231 | 1-6 | .167 | 0-0 | .000 | 2 | 3 | 5 | 4.5 | 2 | 0 | 1 | 0 | 0 | 7 | 9.3 | |
| Michigan | 12/01/2022 | * | 36:26 | 6-13 | .462 | 0-3 | .000 | 5-6 | .833 | 0 | 6 | 6 | 4.7 | 2 | 3 | 2 | 0 | 1 | 17 | 10.1 | |
| North Florida | 12/04/2022 | * | 26:32 | 3-9 | .333 | 2-6 | .333 | 2-3 | .667 | 4 | 1 | 5 | 4.7 | 1 | 4 | 1 | 0 | 2 | 10 | 10.1 | |
| Florida | 12/11/2022 | * | 42:13 | 10-14 | .714 | 5-8 | .625 | 0-0 | .000 | 1 | 3 | 4 | 4.6 | 1 | 6 | 2 | 0 | 0 | 25 | 11.5 | |
| at Florida St. | 12/21/2022 | * | 36:56 | 7-15 | .467 | 3-6 | .500 | 0-0 | .000 | 3 | 5 | 8 | 4.9 | 1 | 3 | 3 | 0 | 1 | 17 | 11.9 | |
| Notre Dame | 12/29/2022 | * | 35:39 | 4-13 | .308 | 2-3 | .667 | 2-2 | 1.000 | 2 | 3 | 5 | 4.9 | 0 | 2 | 1 | 0 | 0 | 12 | 11.9 | |
| at Pittsburgh | 01/01/2023 | * | 34:44 | 7-15 | .467 | 5-11 | .455 | 2-2 | 1.000 | 4 | 5 | 9 | 5.2 | 1 | 6 | 2 | 0 | 2 | 21 | 12.6 | |
| North Carolina | 01/05/2023 | * | 39:34 | 5-12 | .417 | 2-4 | .500 | 4-4 | 1.000 | 1 | 3 | 4 | 5.1 | 2 | 3 | 2 | 0 | 1 | 16 | 12.8 | |
| Virginia Tech | 01/08/2023 | * | 35:36 | 6-12 | .500 | 2-4 | .500 | 5-5 | 1.000 | 0 | 4 | 4 | 5.1 | 1 | 4 | 2 | 0 | 1 | 19 | 13.2 | |
| at Georgia Tech | 01/12/2023 | * | 26:45 | 3-8 | .375 | 0-1 | .000 | 8-10 | .800 | 0 | 3 | 3 | 4.9 | 2 | 3 | 1 | 0 | 1 | 14 | 13.2 | |
| Wake Forest | 01/15/2023 | * | 29:46 | 2-10 | .200 | 1-6 | .167 | 4-4 | 1.000 | 0 | 3 | 3 | 4.8 | 0 | 1 | 1 | 0 | 1 | 9 | 13.0 | |
| at NC State | 01/19/2023 | * | 31:52 | 7-16 | .438 | 1-4 | .250 | 0-0 | .000 | 1 | 1 | 2 | 4.7 | 4 | 0 | 2 | 0 | 0 | 15 | 13.1 | |
| Boston College | 01/26/2023 | * | 25:29 | 4-8 | .500 | 2-3 | .667 | 0-0 | .000 | 0 | 2 | 2 | 4.6 | 4 | 2 | 3 | 0 | 1 | 10 | 13.0 | |
| at Wake Forest | 01/29/2023 | * | 34:29 | 3-7 | .429 | 1-3 | .333 | 2-2 | 1.000 | 1 | 1 | 2 | 4.4 | 3 | 2 | 0 | 0 | 0 | 9 | 12.8 | |
| at Clemson | 02/02/2023 | * | 34:20 | 1-8 | .125 | 0-3 | .000 | 0-0 | .000 | 3 | 6 | 9 | 4.6 | 2 | 1 | 4 | 0 | 1 | 2 | 12.3 | |
| Georgia Tech | 02/05/2023 | * | 21:25 | 2-11 | .182 | 0-4 | .000 | 0-0 | .000 | 1 | 3 | 4 | 4.6 | 1 | 4 | 2 | 0 | 0 | 4 | 11.9 | |
| Florida St. | 02/09/2023 | * | 34:27 | 8-17 | .471 | 7-10 | .700 | 10-10 | 1.000 | 0 | 6 | 6 | 4.7 | 2 | 2 | 1 | 0 | 0 | 33 | 12.8 | |
| at Duke | 02/12/2023 | * | 38:40 | 4-10 | .400 | 2-3 | .667 | 0-0 | .000 | 0 | 1 | 1 | 4.5 | 0 | 0 | 1 | 0 | 1 | 10 | 12.7 | |
| Clemson | 02/16/2023 | * | 33:12 | 6-11 | .545 | 2-6 | .333 | 3-3 | 1.000 | 0 | 2 | 2 | 4.4 | 3 | 3 | 4 | 0 | 0 | 17 | 12.8 | |
| at Syracuse | 02/19/2023 | * | 29:32 | 4-12 | .333 | 0-3 | .000 | 3-4 | .750 | 1 | 2 | 3 | 4.4 | 2 | 1 | 1 | 0 | 2 | 11 | 12.8 | |
| at Louisville | 02/23/2023 | * | 34:19 | 6-13 | .462 | 4-7 | .571 | 0-0 | .000 | 2 | 6 | 8 | 4.5 | 0 | 0 | 2 | 1 | 0 | 16 | 12.9 | |
| Virginia | 02/26/2023 | * | 31:09 | 3-9 | .333 | 1-5 | .200 | 4-6 | .667 | 0 | 6 | 6 | 4.6 | 0 | 5 | 2 | 0 | 1 | 11 | 12.8 | |
| vs Boston College | 03/02/2023 | * | 36:24 | 6-12 | .500 | 1-5 | .200 | 1-1 | 1.000 | 5 | 4 | 9 | 4.7 | 2 | 3 | 3 | 0 | 2 | 14 | 12.9 | |
| Totals | | | 30 | 925:47 | 133-323 | .412 | 59-148 | .399 | 61-68 | .897 | 39 | 102 | 141 | 4.7 | 46 | 76 | 50 | 2 | 24 | 386 | 12.9 |

Player Averages

| Games Played | Minutes/game | Points/game | FG Pct | 3FG Pct | FT Pct | Rebounds/game | Assists/game | Turnovers/game | Assist/Turnover ratio | Steals/game | Blocks/game |
|--------------|--------------|-------------|--------|---------|--------|---------------|--------------|----------------|-----------------------|-------------|-------------|
| 30 | 30.9 | 12.9 | 41.2 | 39.9 | 89.7 | 4.7 | 2.5 | 1.7 | 1.5 | 0.8 | 0.1 |

CAREER STATS

| SEASON | TEAM | GP-GS | MIN/AVG | Field Goals | | 3-Point | | F-Throws | | Rebounds | | | | Scoring | | | | | | |
|---------------------|--------|----------------|------------------|-----------------|-------------|----------------|-------------|----------------|-------------|------------|------------|------------|------------|--------------|------------|------------|-----------|------------|-------------|-------------|
| | | | | FG-FGA | FG% | 3FG-3FGA | 3FG% | FT-FTA | FT% | OFF | DEF | TOT | AVG | PF-FO | A | TO | BLK | STL | PTS | AVG |
| 2019-20 | Fresno | 32-31 | 1100/34.4 | 189-491 | .385 | 85-248 | .343 | 49-72 | .681 | 38 | 195 | 233 | 7.3 | 58-0 | 117 | 77 | 7 | 47 | 512 | 16.0 |
| 2020-21 | Fresno | 28-27 | 1027/36.7 | 204-479 | .426 | 58-177 | .328 | 88-104 | .846 | 34 | 177 | 211 | 7.5 | 36-0 | 105 | 71 | 13 | 47 | 554 | 19.8 |
| 2021-22 | Fresno | 29-29 | 1105/38.1 | 204-457 | .446 | 56-150 | .373 | 109-112 | .973 | 40 | 234 | 274 | 9.4 | 47-2 | 166 | 84 | 4 | 43 | 573 | 19.8 |
| 2022-23 | UM | 30-30 | 926/30.9 | 133-323 | .412 | 59-148 | .399 | 61-68 | .897 | 39 | 102 | 141 | 4.7 | 46-0 | 76 | 50 | 2 | 24 | 386 | 12.9 |
| TOTAL FOR UM | | 30-30 | 926/30.9 | 133-323 | .412 | 59-148 | .399 | 61-68 | .897 | 39 | 102 | 141 | 4.7 | 46-0 | 76 | 50 | 2 | 24 | 386 | 12.9 |
| TOTAL | | 119-117 | 4158/34.9 | 730-1750 | .417 | 258-723 | .357 | 307-356 | .862 | 151 | 708 | 859 | 7.2 | 187-2 | 464 | 282 | 26 | 161 | 2025 | 17.0 |



G • Hanna Cavinder
Sr. • 5-6 • Gilbert, Ariz.

- Tallied her first double-digit game as a Hurricane against North Florida (12/4)
- Recorded seven 20-point games in 2021-22
- Two-time All-Mountain West Team member (2020, 2021)
- Three-time Mountain West Player of the Week
- Has recorded 20-plus points in a game 25 times in her career
- Named Arizona 5A Offensive Player of the year as a high school senior
- Father, Tom, played basketball at Nova Southeastern

15

PLAYER HIGHS

Minutes
22-2326, vs. Stetson (11/10/22)
Career... 45, 2x, last at Utah State (3/2/22)*

Points
22-2315, vs. Virginia (2/26/23)
Career.....32, vs. UNLV (2/27/21)*

Rebounds
22-235, at Loyola (11/22/22)
Career...9, 2x, last at CSU Bakersfield (12/11/21)*

Assists
22-235, vs. Boston U (11/13/22)
Career...9, 2x, last vs. UC Merced (12/28/19)*

Steals
22-233, vs. Boston College (1/26/23)
Career.....6, vs. UC Merced (12/28/19)*

Blocks
22-230
Career.....1, 9x, last vs. Nevada (2/14/22)*

Field Goals Made
22-235, vs. Virginia (2/26/23)
Career.....13, vs. UNLV (2/27/21)

Field Goals Attempted
22-239, at Loyola (11/22/22)
Career.....20, 4x, last vs. Rice (3/20/21)*

3-Point Field Goals Made
22-235, vs. Virginia (2/26/23)
Career.....5, vs. Virginia (2/26/23)

3-Point Field Goals Attempted
22-237, vs. Virginia (2/26/23)
Career.....8, at New Mexico (1/22/22)*

Free Throws Made
22-236, vs. NC A&T (11/25/22)
Career...10, 2x, last vs. San Jose State (1/15/22)*

Free Throws Attempted
22-238, vs. NC A&T (11/25/22)
Career..11, 2x, last vs. San Jose State (1/15/22)*

Double-Doubles
22-230
Career.....3

Double-Digit Game
22-234
Career.....82

2022-23 game-by-game


| Opponent | Date | GS | MIN | Total | | 3-Pointers | | Free throws | | Rebounds | | | | PF | A | TO | BLK | STL | PTS | AVG |
|-------------------|------------|----------|---------------|---------------|-------------|--------------|-------------|--------------|-------------|----------|-----------|-----------|------------|-----------|-----------|-----------|----------|-----------|------------|------------|
| | | | | FG-FGA | PCT | 3FG-3FGA | PCT | FT-FTA | PCT | OFF | DEF | TOT | AVG | | | | | | | |
| UMES | 11/07/2022 | | 23:21 | 2-6 | .333 | 1-5 | .200 | 3-4 | .750 | 0 | 2 | 2 | 2.0 | 0 | 2 | 1 | 0 | 1 | 8 | 8.0 |
| Stetson | 11/10/2022 | | 25:34 | 0-4 | .000 | 0-4 | .000 | 0-0 | .000 | 0 | 3 | 3 | 2.5 | 2 | 4 | 2 | 0 | 0 | 0 | 4.0 |
| Boston U. | 11/13/2022 | | 21:37 | 2-5 | .400 | 1-2 | .500 | 0-0 | .000 | 0 | 1 | 1 | 2.0 | 1 | 5 | 2 | 0 | 2 | 5 | 4.3 |
| Fla. Atlantic | 11/16/2022 | | 22:32 | 2-5 | .400 | 0-2 | .000 | 0-0 | .000 | 0 | 2 | 2 | 2.0 | 1 | 0 | 1 | 0 | 0 | 4 | 4.3 |
| at DePaul | 11/20/2022 | | 04:24 | 0-1 | .000 | 0-0 | .000 | 0-0 | .000 | 0 | 0 | 0 | 1.6 | 0 | 1 | 1 | 0 | 0 | 0 | 3.4 |
| at Loyola Chicago | 11/22/2022 | | 18:29 | 4-9 | .444 | 1-5 | .200 | 0-0 | .000 | 2 | 3 | 5 | 2.2 | 1 | 1 | 1 | 0 | 0 | 9 | 4.3 |
| N.C. A&T | 11/25/2022 | | 23:09 | 0-2 | .000 | 0-2 | .000 | 6-8 | .750 | 0 | 3 | 3 | 2.3 | 1 | 3 | 1 | 0 | 2 | 6 | 4.6 |
| Columbia | 11/27/2022 | | 01:03 | 0-0 | .000 | 0-0 | .000 | 0-0 | .000 | 0 | 0 | 0 | 2.0 | 0 | 0 | 0 | 0 | 0 | 0 | 4.0 |
| Michigan | 12/01/2022 | | 03:25 | 0-0 | .000 | 0-0 | .000 | 0-0 | .000 | 0 | 0 | 0 | 1.8 | 1 | 0 | 0 | 0 | 0 | 0 | 3.6 |
| North Florida | 12/04/2022 | | 20:40 | 4-7 | .571 | 2-4 | .500 | 1-1 | 1.000 | 1 | 3 | 4 | 2.0 | 1 | 2 | 0 | 0 | 2 | 11 | 4.3 |
| Florida | 12/11/2022 | | 11:16 | 0-2 | .000 | 0-1 | .000 | 0-0 | .000 | 0 | 1 | 1 | 1.9 | 1 | 0 | 0 | 0 | 0 | 0 | 3.9 |
| at Florida St. | 12/21/2022 | | 04:59 | 0-1 | .000 | 0-0 | .000 | 0-0 | .000 | 0 | 2 | 2 | 1.9 | 0 | 1 | 0 | 0 | 0 | 0 | 3.6 |
| at Pittsburgh | 01/01/2023 | | 04:39 | 0-0 | .000 | 0-0 | .000 | 0-0 | .000 | 0 | 0 | 0 | 1.8 | 3 | 1 | 1 | 0 | 0 | 0 | 3.3 |
| North Carolina | 01/05/2023 | | 22:59 | 3-6 | .500 | 3-5 | .600 | 0-0 | .000 | 0 | 3 | 3 | 1.9 | 0 | 2 | 0 | 0 | 0 | 9 | 3.7 |
| Virginia Tech | 01/08/2023 | | 18:00 | 1-4 | .250 | 0-2 | .000 | 2-2 | 1.000 | 0 | 1 | 1 | 1.8 | 2 | 2 | 0 | 0 | 0 | 4 | 3.7 |
| at Georgia Tech | 01/12/2023 | | 23:16 | 4-7 | .571 | 3-5 | .600 | 0-0 | .000 | 1 | 2 | 3 | 1.9 | 0 | 3 | 0 | 0 | 1 | 11 | 4.2 |
| Wake Forest | 01/15/2023 | | 16:04 | 1-4 | .250 | 1-3 | .333 | 1-2 | .500 | 1 | 1 | 2 | 1.9 | 0 | 0 | 0 | 0 | 0 | 4 | 4.2 |
| at NC State | 01/19/2023 | | 22:44 | 1-5 | .200 | 1-5 | .200 | 2-2 | 1.000 | 0 | 1 | 1 | 1.8 | 2 | 3 | 0 | 0 | 1 | 5 | 4.2 |
| Boston College | 01/26/2023 | | 11:07 | 1-2 | .500 | 0-1 | .000 | 0-0 | .000 | 0 | 0 | 0 | 1.7 | 0 | 2 | 0 | 0 | 3 | 2 | 4.1 |
| at Wake Forest | 01/29/2023 | | 26:30 | 1-3 | .333 | 0-2 | .000 | 0-0 | .000 | 0 | 1 | 1 | 1.7 | 1 | 2 | 0 | 0 | 0 | 2 | 4.0 |
| at Clemson | 02/02/2023 | | 30:52 | 2-7 | .286 | 1-4 | .250 | 0-0 | .000 | 1 | 1 | 2 | 1.7 | 0 | 1 | 2 | 0 | 0 | 5 | 4.0 |
| Georgia Tech | 02/05/2023 | | 22:19 | 3-4 | .750 | 2-3 | .667 | 4-4 | 1.000 | 0 | 0 | 0 | 1.6 | 0 | 1 | 1 | 0 | 1 | 12 | 4.4 |
| Florida St. | 02/09/2023 | | 16:16 | 0-3 | .000 | 0-2 | .000 | 0-0 | .000 | 0 | 1 | 1 | 1.6 | 2 | 4 | 0 | 0 | 1 | 0 | 4.2 |
| at Duke | 02/12/2023 | | 24:27 | 1-2 | .500 | 0-1 | .000 | 0-0 | .000 | 0 | 1 | 1 | 1.6 | 0 | 0 | 1 | 0 | 0 | 2 | 4.1 |
| Clemson | 02/16/2023 | | 15:53 | 0-2 | .000 | 0-1 | .000 | 0-0 | .000 | 0 | 1 | 1 | 1.6 | 0 | 1 | 2 | 0 | 0 | 0 | 4.0 |
| at Syracuse | 02/19/2023 | | 05:39 | 0-0 | .000 | 0-0 | .000 | 0-0 | .000 | 0 | 0 | 0 | 1.5 | 0 | 0 | 1 | 0 | 0 | 0 | 3.8 |
| at Louisville | 02/23/2023 | | 19:45 | 0-4 | .000 | 0-3 | .000 | 0-0 | .000 | 0 | 1 | 1 | 1.5 | 0 | 3 | 2 | 0 | 0 | 0 | 3.7 |
| Virginia | 02/26/2023 | | 25:26 | 5-7 | .714 | 5-7 | .714 | 0-0 | .000 | 0 | 0 | 0 | 1.4 | 0 | 2 | 3 | 0 | 0 | 15 | 4.1 |
| vs Boston College | 03/02/2023 | | 12:44 | 0-1 | .000 | 0-0 | .000 | 0-0 | .000 | 0 | 0 | 0 | 1.4 | 2 | 2 | 0 | 0 | 1 | 0 | 3.9 |
| Totals | | 0 | 499:09 | 37-103 | .359 | 21-69 | .304 | 19-23 | .826 | 6 | 34 | 40 | 1.4 | 21 | 48 | 22 | 0 | 15 | 114 | 3.9 |

Player Averages

| Games Played | Minutes/game | Points/game | FG Pct | 3FG Pct | FT Pct | Rebounds/game | Assists/game | Turnovers/game | Assist/Turnover ratio | Steals/game | Blocks/game |
|--------------|--------------|-------------|--------|---------|--------|---------------|--------------|----------------|-----------------------|-------------|-------------|
| 29 | 17.2 | 3.9 | 35.9 | 30.4 | 82.6 | 1.4 | 1.7 | 0.8 | 2.2 | 0.5 | 0.0 |

CAREER STATS

| SEASON | TEAM | GP-GS | MIN/AVG | Field Goals | | 3-Point | | F-Throws | | Rebounds | | | | Scoring | | | | | | |
|---------------------|--------|---------------|------------------|-----------------|-------------|----------------|-------------|----------------|-------------|-----------|------------|------------|------------|--------------|------------|------------|----------|------------|-------------|-------------|
| | | | | FG-FGA | FG% | 3FG-3FGA | 3FG% | FT-FTA | FT% | OFF | DEF | TOT | AVG | PF-FO | A | TO | BLK | STL | PTS | AVG |
| 2019-20 | Fresno | 32-31 | 1123/35.1 | 182-418 | .435 | 22-103 | .214 | 116-141 | .823 | 21 | 58 | 79 | 2.5 | 41-1 | 118 | 79 | 3 | 56 | 502 | 15.7 |
| 2020-21 | Fresno | 28-27 | 985/35.2 | 191-412 | .464 | 26-87 | .299 | 69-99 | .697 | 22 | 79 | 101 | 3.6 | 52-0 | 109 | 75 | 4 | 50 | 477 | 17.0 |
| 2021-22 | Fresno | 29-29 | 1075/37.1 | 157-401 | .392 | 42-116 | .362 | 66-82 | .805 | 14 | 97 | 111 | 3.8 | 48-1 | 107 | 74 | 2 | 51 | 422 | 14.6 |
| 2022-23 | UM | 29-0 | 499/17.2 | 37-103 | .359 | 21-69 | .304 | 19-23 | .826 | 6 | 34 | 40 | 1.4 | 21-0 | 48 | 22 | 0 | 15 | 114 | 3.9 |
| TOTAL FOR UM | | 29-0 | 499/17.2 | 37-103 | .359 | 21-69 | .304 | 19-23 | .826 | 6 | 34 | 40 | 1.4 | 21-0 | 48 | 22 | 0 | 15 | 114 | 3.9 |
| TOTAL | | 118-87 | 3681/31.2 | 567-1334 | .425 | 111-375 | .296 | 270-345 | .783 | 63 | 268 | 331 | 2.8 | 162-2 | 382 | 250 | 9 | 172 | 1515 | 12.8 |



F • Lola Pemande
Sr. • 6-4 • Almeria, Spain

- Hauled in a season-high nine boards against Florida State (2/9)
- Set a new scoring as a Hurricane with 21 points at NC State (1/19)
- Tallied her first double-double as a Cane with 11 points and a career-high 15 rebounds against Robert Morris last season
- Transferred to Miami from Utah after her sophomore year
- Earned PAC-12 All-Freshman honorable mention status in 2019-20 season
- Named the John R. Wooden Southern California High School Player of the Year in 2018
- In High school, was named MaxPreps California All-State honorable mention as a senior after being MaxPreps Player of the Game 14 times at Ribet Academy.
- Played internationally for the Spain National Team; was named the Star of the Generation for the 2000s by the Spanish National Team organization.

21

PLAYER HIGHS

Minutes
22-23 31, 2x, last at Clemson (2/2/23)
Career..... 33, at Oregon (1/5/20)

Points
22-23 21, at NC State (1/19/23)
Career..... 21, 2x, last at NC State (1/19/23)

Rebounds
22-23 9, vs. Florida St. (2/9/23)
Career..... 15, vs. Robert Morris (12/12/21)

Assists
22-23 3, vs. Boston College (3/2/23)
Career..... 3*, vs. Stanford (2/14/20)

Steals
22-23 3, vs. Columbia (11/27/22)
Career..... 3, 6x, last vs. Columbia (11/27/22)

Blocks
22-23 3, vs. Florida St. (2/9/23)
Career..... 4, 4x, last at Boston Coll. (1/23/22)

Field Goals Made
22-23 8, at NC State (1/19/23)
Career..... 9, vs. Colorado (12/29/19)

Field Goals Attempted
22-23 12, vs. Boston College (3/2/23)
Career..... 15, vs. Providence (12/16/19)

3-Point Field Goals Made
22-23
Career.....

3-Point Field Goals Attempted
22-23
Career..... 2, vs. Washington St (11/25/21)

Free Throws Made
22-23 6, 2x, last vs. Virginia (2/26/23)
Career..... 9, vs. Oregon State (2/1/20)

Free Throws Attempted
22-23 9, vs. Boston College (3/2/23)
Career..... 11, at Stanford (2/7/21)

Double-Doubles
22-23
Career... 4, last vs. Robert Morris (12/12/21)

Double-Digit Game
22-23 8
Career..... 35

2022-23 game-by-game

| Opponent | Date | GS | MIN | Total | | 3-Pointers | | Free throws | | Rebounds | | | | PF | A | TO | BLK | STL | PTS | AVG | |
|-------------------|------------|----|-----------|---------------|---------------|-------------|------------|-------------|--------------|-------------|-----------|-----------|------------|------------|-----------|-----------|-----------|-----------|-----------|------------|------------|
| | | | | FG-FGA | PCT | 3FG-3FGA | PCT | FT-FTA | PCT | OFF | DEF | TOT | AVG | | | | | | | | |
| UMES | 11/07/2022 | * | 22:14 | 2-7 | .286 | 0-0 | .000 | 1-2 | .500 | 4 | 2 | 6 | 6.0 | 4 | 1 | 1 | 0 | 2 | 5 | 5.0 | |
| Stetson | 11/10/2022 | * | 20:52 | 7-9 | .778 | 0-0 | .000 | 0-1 | .000 | 4 | 3 | 7 | 6.5 | 0 | 2 | 2 | 1 | 1 | 14 | 9.5 | |
| Boston U. | 11/13/2022 | * | 10:16 | 2-4 | .500 | 0-0 | .000 | 2-2 | 1.000 | 0 | 2 | 2 | 5.0 | 2 | 0 | 3 | 0 | 0 | 6 | 8.3 | |
| Fla. Atlantic | 11/16/2022 | * | 14:33 | 1-2 | .500 | 0-0 | .000 | 4-5 | .800 | 2 | 4 | 6 | 5.3 | 0 | 0 | 1 | 1 | 0 | 6 | 7.8 | |
| at DePaul | 11/20/2022 | * | 18:48 | 2-4 | .500 | 0-0 | .000 | 3-4 | .750 | 2 | 0 | 2 | 4.6 | 3 | 1 | 3 | 0 | 0 | 7 | 7.6 | |
| at Loyola Chicago | 11/22/2022 | * | 14:46 | 5-8 | .625 | 0-0 | .000 | 0-0 | .000 | 0 | 2 | 2 | 4.2 | 4 | 1 | 2 | 1 | 1 | 10 | 8.0 | |
| N.C. A&T | 11/25/2022 | * | 17:48 | 4-7 | .571 | 0-0 | .000 | 1-2 | .500 | 3 | 1 | 4 | 4.1 | 3 | 0 | 1 | 1 | 1 | 9 | 8.1 | |
| Columbia | 11/27/2022 | * | 27:41 | 2-9 | .222 | 0-0 | .000 | 0-2 | .000 | 4 | 2 | 6 | 4.4 | 5 | 1 | 1 | 2 | 3 | 4 | 7.6 | |
| Michigan | 12/01/2022 | * | 17:52 | 2-4 | .500 | 0-0 | .000 | 2-4 | .500 | 4 | 0 | 4 | 4.3 | 5 | 1 | 2 | 0 | 2 | 6 | 7.4 | |
| North Florida | 12/04/2022 | * | 23:47 | 3-4 | .750 | 0-0 | .000 | 1-2 | .500 | 1 | 2 | 3 | 4.2 | 0 | 2 | 1 | 0 | 1 | 7 | 7.4 | |
| Florida | 12/11/2022 | * | 30:41 | 0-6 | .000 | 0-0 | .000 | 3-4 | .750 | 3 | 3 | 6 | 4.4 | 4 | 2 | 2 | 0 | 1 | 3 | 7.0 | |
| at Florida St. | 12/21/2022 | * | 26:38 | 2-7 | .286 | 0-0 | .000 | 2-2 | 1.000 | 5 | 3 | 8 | 4.7 | 4 | 0 | 2 | 2 | 1 | 6 | 6.9 | |
| Notre Dame | 12/29/2022 | * | 22:24 | 4-9 | .444 | 0-0 | .000 | 0-0 | .000 | 0 | 2 | 2 | 4.5 | 3 | 0 | 2 | 1 | 2 | 8 | 7.0 | |
| at Pittsburgh | 01/01/2023 | * | 29:02 | 7-10 | .700 | 0-0 | .000 | 4-5 | .800 | 1 | 2 | 3 | 4.4 | 2 | 1 | 4 | 0 | 0 | 18 | 7.8 | |
| North Carolina | 01/05/2023 | * | 16:45 | 2-4 | .500 | 0-0 | .000 | 0-0 | .000 | 2 | 0 | 2 | 4.2 | 2 | 0 | 6 | 0 | 1 | 4 | 7.5 | |
| Virginia Tech | 01/08/2023 | * | 18:14 | 3-4 | .750 | 0-0 | .000 | 0-0 | .000 | 0 | 3 | 3 | 4.1 | 4 | 1 | 0 | 0 | 0 | 6 | 7.4 | |
| at Georgia Tech | 01/12/2023 | * | 21:58 | 1-2 | .500 | 0-0 | .000 | 2-2 | 1.000 | 0 | 2 | 2 | 4.0 | 2 | 1 | 1 | 0 | 1 | 4 | 7.2 | |
| Wake Forest | 01/15/2023 | * | 09:23 | 1-4 | .250 | 0-0 | .000 | 0-0 | .000 | 1 | 1 | 2 | 3.9 | 0 | 1 | 0 | 1 | 0 | 2 | 6.9 | |
| at NC State | 01/19/2023 | * | 28:19 | 8-11 | .727 | 0-0 | .000 | 5-8 | .625 | 3 | 5 | 8 | 4.1 | 1 | 2 | 1 | 1 | 1 | 21 | 7.7 | |
| Boston College | 01/26/2023 | * | 12:35 | 1-5 | .200 | 0-0 | .000 | 0-0 | .000 | 1 | 0 | 1 | 4.0 | 2 | 0 | 0 | 1 | 1 | 2 | 7.4 | |
| at Wake Forest | 01/29/2023 | * | 20:16 | 3-4 | .750 | 0-0 | .000 | 6-6 | 1.000 | 1 | 4 | 5 | 4.0 | 2 | 0 | 2 | 2 | 1 | 12 | 7.6 | |
| at Clemson | 02/02/2023 | * | 30:39 | 5-11 | .455 | 0-0 | .000 | 5-8 | .625 | 3 | 1 | 4 | 4.0 | 4 | 0 | 1 | 2 | 1 | 15 | 8.0 | |
| Georgia Tech | 02/05/2023 | * | 24:08 | 2-6 | .333 | 0-0 | .000 | 2-2 | 1.000 | 4 | 3 | 7 | 4.1 | 3 | 1 | 1 | 0 | 2 | 6 | 7.9 | |
| Florida St. | 02/09/2023 | * | 23:18 | 0-3 | .000 | 0-0 | .000 | 0-0 | .000 | 2 | 7 | 9 | 4.3 | 5 | 3 | 0 | 3 | 0 | 0 | 7.5 | |
| at Duke | 02/12/2023 | * | 26:16 | 2-5 | .400 | 0-0 | .000 | 5-6 | .833 | 1 | 1 | 2 | 4.2 | 1 | 0 | 0 | 0 | 0 | 9 | 7.6 | |
| Clemson | 02/16/2023 | * | 20:16 | 2-2 | 1.000 | 0-0 | .000 | 1-2 | .500 | 2 | 0 | 2 | 4.2 | 2 | 0 | 1 | 0 | 1 | 5 | 7.5 | |
| at Syracuse | 02/19/2023 | * | 23:42 | 7-10 | .700 | 0-0 | .000 | 1-1 | 1.000 | 1 | 4 | 5 | 4.2 | 3 | 1 | 1 | 0 | 0 | 15 | 7.8 | |
| at Louisville | 02/23/2023 | * | 19:25 | 4-5 | .800 | 0-0 | .000 | 1-1 | 1.000 | 1 | 1 | 2 | 4.1 | 4 | 0 | 3 | 0 | 0 | 9 | 7.8 | |
| Virginia | 02/26/2023 | * | 17:22 | 0-2 | .000 | 0-0 | .000 | 6-8 | .750 | 2 | 1 | 3 | 4.1 | 3 | 2 | 1 | 0 | 1 | 6 | 7.8 | |
| vs Boston College | 03/02/2023 | * | 25:37 | 6-12 | .500 | 0-0 | .000 | 3-9 | .333 | 6 | 2 | 8 | 4.2 | 1 | 3 | 0 | 0 | 0 | 15 | 8.0 | |
| Totals | | | 30 | 635:35 | 90-180 | .500 | 0-0 | .000 | 60-88 | .682 | 63 | 63 | 126 | 4.2 | 78 | 27 | 45 | 19 | 25 | 240 | 8.0 |

Player Averages

| Games Played | Minutes/game | Points/game | FG Pct | 3FG Pct | FT Pct | Rebounds/game | Assists/game | Turnovers/game | Assist/Turnover ratio | Steals/game | Blocks/game |
|--------------|--------------|-------------|--------|---------|--------|---------------|--------------|----------------|-----------------------|-------------|-------------|
| 30 | 21.2 | 8.0 | 50.0 | 0.0 | 68.2 | 4.2 | 0.9 | 1.5 | 0.6 | 0.8 | 0.6 |

CAREER STATS

| SEASON | TEAM | GP-GS | MIN/AVG | Field Goals | | 3-Point | | F-Throws | | Rebounds | | | | Scoring | | | | | | |
|---------------------|------|----------------|------------------|----------------|-------------|------------|-------------|----------------|-------------|------------|------------|------------|------------|---------------|-----------|------------|-----------|-----------|------------|------------|
| | | | | FG-FGA | FG% | 3FG-3FGA | 3FG% | FT-FTA | FT% | OFF | DEF | TOT | AVG | PF-FO | A | TO | BLK | STL | PTS | AVG |
| 2019-20 | Utah | 31-29 | 722/23.3 | 136-236 | .576 | 0-0 | .000 | 62-85 | .729 | 63 | 119 | 182 | 5.9 | 108-3 | 38 | 68 | 34 | 25 | 334 | 10.8 |
| 2020-21 | Utah | 21-9 | 315/15.0 | 35-91 | .385 | 0-2 | .000 | 28-47 | .596 | 33 | 54 | 87 | 4.1 | 56-3 | 9 | 36 | 12 | 10 | 98 | 4.7 |
| 2021-22 | UM | 34-34 | 661/19.5 | 99-187 | .529 | 0-3 | .000 | 40-58 | .690 | 59 | 106 | 165 | 4.9 | 95-3 | 20 | 61 | 28 | 24 | 238 | 7.0 |
| 2022-23 | UM | 30-30 | 636/21.2 | 90-180 | .500 | 0-0 | .000 | 60-88 | .682 | 63 | 63 | 126 | 4.2 | 78-3 | 27 | 45 | 19 | 25 | 240 | 8.0 |
| TOTAL FOR UM | | 64-64 | 1297/20.3 | 189-367 | .515 | 0-3 | .000 | 100-146 | .685 | 122 | 169 | 291 | 4.5 | 173-6 | 47 | 106 | 47 | 49 | 478 | 7.5 |
| TOTAL | | 116-102 | 2334/20.1 | 360-694 | .519 | 0-5 | .000 | 190-278 | .683 | 218 | 342 | 560 | 4.8 | 337-12 | 94 | 210 | 93 | 84 | 910 | 7.8 |



F • Chiso Okafor
So. • 6-1 • Mataró, Spain

22

- Will miss the 2022-23 season due to offseason surgery
- Recorded her first points as a Cane in the 2021-22 season opener against Jackson State
- Competed at the 2019 FIBA U16 Women's European Championship in Skopje, Macedonia; averaged 11.6 points and 7.3 rebounds over seven games
- In a victory over France, tallied 23 points and 10 rebounds for second double-double of the tournament

PLAYER HIGHS

Minutes

22-23
Career..... 7, 2x, last vs. Indiana (11/27/21)

Points

22-23
Career..... 2, vs. Jackson State (11/9/21)

Rebounds

22-23
Career..... 2, 2x, last vs. Indiana (11/27/21)

Assists

22-23
Career..... 1, vs. Stetson (11/14/21)

Steals

22-23
Career..... 1, vs. FAU (11/18/21)

Blocks

22-23
Career..... 1, vs. Beth-Cook (11/12/21)

Field Goals Made

22-23
Career..... 1, vs. Jackson State (11/9/21)

Field Goals Attempted

22-23
Career..... 2, 2x, last vs. Indiana (11/27/21)

3-Point Field Goals Made

22-23
Career.....

3-Point Field Goals Attempted

22-23
Career.....

Free Throws Made

22-23
Career..... 1, vs. Indiana (11/27/21)

Free Throws Attempted

22-23
Career..... 4, vs. Indiana (11/27/21)

Double-Doubles

22-23
Career.....

Double-Digit Game

22-23
Career.....

2022-23 game-by-game

CAREER STATS

| | | | | Field Goals | | 3-Point | | F-Throws | | Rebounds | | | | Scoring | | | | | | |
|--------------|------|------------|---------------|-------------|-------------|------------|-------------|------------|-------------|----------|----------|----------|------------|------------|----------|----------|----------|----------|----------|------------|
| SEASON | TEAM | GP-GS | MIN/AVG | FG-FGA | FG% | 3FG-3FGA | 3FG% | FT-FTA | FT% | OFF | DEF | TOT | AVG | PF-FO | A | TO | BLK | STL | PTS | AVG |
| 2021-22 | UM | 7-0 | 26/3.7 | 1-4 | .250 | 0-0 | .000 | 1-4 | .250 | 2 | 4 | 6 | 0.9 | 4-0 | 1 | 6 | 1 | 1 | 3 | 0.4 |
| TOTAL | | 7-0 | 26/3.7 | 1-4 | .250 | 0-0 | .000 | 1-4 | .250 | 2 | 4 | 6 | 0.9 | 4-0 | 1 | 6 | 1 | 1 | 3 | 0.4 |



F • Lazaria Spearman
Fr. • 6-4 • Dacula, Ga.

- The only ACC freshman to average five-plus points per game and play less than 15 minutes per game
- One of three ACC freshmen to record a double-double this season
- Has scored in double-digits five times this season, including a career-high 19 points at DePaul
- Leads all Miami reserves in rebounding and is second on the bench in scoring (min. 10 games played)
- No. 26 recruit (ASGR Basketball) and No. 30 recruit (espnW HoopGurlz)
- Gwinnett Daily Post All Region 8-AAAAAA Player of the Year
- Dacula's all-time leading scorer and rebounder
- Invited to 2022 U.S. U18 National Team Trials
- Two-time Gwinnett Daily Post Super Six honoree

32

PLAYER HIGHS

Minutes

22-23 19, 2x, last vs. FAU (11/17/22)
Career..... 19, 2x, last vs. FAU (11/17/22)

Points

22-23 19, at DePaul (11/20/22)
Career..... 19, at DePaul (11/20/22)

Rebounds

22-23 11, vs. Florida (12/11/22)
Career..... 11, vs. Florida (12/11/22)

Assists

22-23 2, vs. UNF (12/4/22)
Career..... 2, vs. UNF (12/4/22)

Steals

22-23 ... 2, 4x, last vs. Wake Forest (1/15/23)
Career... 2, 4x, last vs. Wake Forest (1/15/23)

Blocks

22-23 2, vs. Boston College (1/26/23)
Career..... 2, vs. Boston College (1/26/23)

Field Goals Made

22-23 7, at DePaul (11/20/22)
Career..... 7, at DePaul (11/20/22)

Field Goals Attempted

22-23 11, vs. FAU (11/17/22)
Career..... 11, vs. FAU (11/17/22)

3-Point Field Goals Made

22-23 0
Career..... 0

3-Point Field Goals Attempted

22-23 1, 2x, last vs. Boston U (11/13/22)
Career.... 1, 2x, last vs. Boston U (11/13/22)

Free Throws Made

22-23 5, at DePaul (11/20/22)
Career..... 5, at DePaul (11/20/22)

Free Throws Attempted

22-23 7, vs. NC A&T (11/25/22)
Career..... 7, vs. NC A&T (11/25/22)

Double-Doubles

22-23 2
Career..... 2, last vs. Florida (12/11/22)

Double-Digit Game

22-23 5
Career..... 5

2022-23 game-by-game

| Opponent | Date | GS | MIN | Total | | 3-Pointers | | Free throws | | Rebounds | | | | PF | A | TO | BLK | STL | PTS | AVG | |
|-------------------|------------|----|----------|---------------|---------------|-------------|------------|-------------|--------------|-------------|-----------|-----------|------------|------------|-----------|----------|-----------|-----------|-----------|------------|------------|
| | | | | FG-FGA | PCT | 3FG-3FGA | PCT | FT-FTA | PCT | OFF | DEF | TOT | AVG | | | | | | | | |
| UMES | 11/07/2022 | | 18:21 | 2-7 | .286 | 0-1 | .000 | 2-3 | .667 | 3 | 1 | 4 | 4.0 | 3 | 1 | 3 | 0 | 2 | 6 | 6.0 | |
| Stetson | 11/10/2022 | | 19:08 | 2-4 | .500 | 0-0 | .000 | 3-5 | .600 | 1 | 7 | 8 | 6.0 | 2 | 0 | 2 | 0 | 1 | 7 | 6.5 | |
| Boston U. | 11/13/2022 | | 14:09 | 4-8 | .500 | 0-1 | .000 | 2-2 | 1.000 | 3 | 5 | 8 | 6.7 | 4 | 0 | 3 | 0 | 0 | 10 | 7.7 | |
| Fla. Atlantic | 11/16/2022 | | 19:16 | 6-11 | .545 | 0-0 | .000 | 3-5 | .600 | 6 | 4 | 10 | 7.5 | 0 | 0 | 1 | 1 | 2 | 15 | 9.5 | |
| at DePaul | 11/20/2022 | | 17:33 | 7-7 | 1.000 | 0-0 | .000 | 5-5 | 1.000 | 0 | 1 | 1 | 6.2 | 3 | 0 | 0 | 0 | 0 | 19 | 11.4 | |
| at Loyola Chicago | 11/22/2022 | | 12:59 | 1-3 | .333 | 0-0 | .000 | 1-2 | .500 | 0 | 2 | 2 | 5.5 | 4 | 0 | 1 | 0 | 1 | 3 | 10.0 | |
| N.C. A&T | 11/25/2022 | | 19:56 | 4-6 | .667 | 0-0 | .000 | 4-7 | .571 | 4 | 1 | 5 | 5.4 | 2 | 0 | 1 | 0 | 2 | 12 | 10.3 | |
| Columbia | 11/27/2022 | | 05:27 | 0-1 | .000 | 0-0 | .000 | 0-0 | .000 | 0 | 1 | 1 | 4.9 | 1 | 0 | 1 | 1 | 0 | 0 | 9.0 | |
| Michigan | 12/01/2022 | | 22:08 | 2-5 | .400 | 0-0 | .000 | 0-0 | .000 | 3 | 4 | 7 | 5.1 | 4 | 2 | 3 | 0 | 0 | 4 | 8.4 | |
| North Florida | 12/04/2022 | | 16:13 | 1-1 | 1.000 | 0-0 | .000 | 2-2 | 1.000 | 2 | 2 | 4 | 5.0 | 3 | 2 | 0 | 0 | 0 | 4 | 8.0 | |
| Florida | 12/11/2022 | | 15:33 | 4-9 | .444 | 0-0 | .000 | 2-4 | .500 | 6 | 5 | 11 | 5.5 | 3 | 0 | 1 | 1 | 1 | 10 | 8.2 | |
| at Florida St. | 12/21/2022 | | 07:00 | 0-1 | .000 | 0-0 | .000 | 0-2 | .000 | 2 | 0 | 2 | 5.3 | 4 | 0 | 0 | 0 | 0 | 0 | 7.5 | |
| Notre Dame | 12/29/2022 | | 08:31 | 2-3 | .667 | 0-0 | .000 | 0-0 | .000 | 1 | 0 | 1 | 4.9 | 2 | 0 | 1 | 1 | 0 | 4 | 7.2 | |
| at Pittsburgh | 01/01/2023 | | 09:51 | 1-2 | .500 | 0-0 | .000 | 1-3 | .333 | 1 | 4 | 5 | 4.9 | 1 | 0 | 2 | 0 | 0 | 3 | 6.9 | |
| North Carolina | 01/05/2023 | | 20:52 | 2-4 | .500 | 0-1 | .000 | 3-6 | .500 | 2 | 5 | 7 | 5.1 | 2 | 0 | 1 | 0 | 1 | 7 | 6.9 | |
| Virginia Tech | 01/08/2023 | | 08:10 | 0-0 | .000 | 0-0 | .000 | 0-0 | .000 | 0 | 0 | 0 | 4.8 | 4 | 0 | 2 | 0 | 0 | 0 | 6.5 | |
| at Georgia Tech | 01/12/2023 | | 14:46 | 4-5 | .800 | 0-0 | .000 | 0-0 | .000 | 0 | 1 | 1 | 4.5 | 0 | 0 | 0 | 0 | 1 | 8 | 6.6 | |
| Wake Forest | 01/15/2023 | | 15:58 | 3-4 | .750 | 0-0 | .000 | 0-2 | .000 | 1 | 4 | 5 | 4.6 | 2 | 0 | 1 | 1 | 2 | 6 | 6.6 | |
| at NC State | 01/19/2023 | | 08:17 | 2-3 | .667 | 0-0 | .000 | 0-0 | .000 | 1 | 0 | 1 | 4.4 | 0 | 0 | 0 | 0 | 1 | 4 | 6.4 | |
| Boston College | 01/26/2023 | | 11:29 | 2-5 | .400 | 0-0 | .000 | 3-3 | 1.000 | 3 | 0 | 3 | 4.3 | 3 | 0 | 0 | 2 | 0 | 7 | 6.5 | |
| at Wake Forest | 01/29/2023 | | 18:04 | 2-7 | .286 | 0-1 | .000 | 3-4 | .750 | 1 | 4 | 5 | 4.3 | 2 | 1 | 2 | 0 | 0 | 7 | 6.5 | |
| at Clemson | 02/02/2023 | | 14:22 | 2-6 | .333 | 0-0 | .000 | 0-0 | .000 | 0 | 4 | 4 | 4.3 | 3 | 0 | 1 | 1 | 1 | 4 | 6.4 | |
| Georgia Tech | 02/05/2023 | | 07:09 | 1-3 | .333 | 0-1 | .000 | 0-0 | .000 | 1 | 1 | 2 | 4.2 | 4 | 0 | 0 | 1 | 0 | 2 | 6.2 | |
| Florida St. | 02/09/2023 | | 07:24 | 3-3 | 1.000 | 0-0 | .000 | 0-1 | .000 | 1 | 0 | 1 | 4.1 | 1 | 0 | 0 | 0 | 0 | 6 | 6.2 | |
| at Duke | 02/12/2023 | | 15:40 | 1-5 | .200 | 0-0 | .000 | 0-0 | .000 | 3 | 7 | 10 | 4.3 | 4 | 0 | 2 | 0 | 1 | 2 | 6.0 | |
| Clemson | 02/16/2023 | | 10:29 | 1-2 | .500 | 0-0 | .000 | 0-0 | .000 | 1 | 1 | 2 | 4.2 | 1 | 1 | 0 | 1 | 1 | 2 | 5.8 | |
| at Syracuse | 02/19/2023 | | 08:56 | 1-2 | .500 | 0-0 | .000 | 0-0 | .000 | 2 | 0 | 2 | 4.1 | 1 | 0 | 1 | 0 | 1 | 2 | 5.7 | |
| Totals | | | 0 | 367:41 | 60-117 | .513 | 0-5 | .000 | 34-56 | .607 | 48 | 64 | 112 | 4.1 | 63 | 7 | 29 | 10 | 18 | 154 | 5.7 |

Player Averages

| Games Played | Minutes/game | Points/game | FG Pct | 3FG Pct | FT Pct | Rebounds/game | Assists/game | Turnovers/game | Assist/Turnover ratio | Steals/game | Blocks/game |
|--------------|--------------|-------------|--------|---------|--------|---------------|--------------|----------------|-----------------------|-------------|-------------|
| 27 | 13.6 | 5.7 | 51.3 | 0.0 | 60.7 | 4.1 | 0.3 | 1.1 | 0.2 | 0.7 | 0.4 |

CAREER STATS

| SEASON | TEAM | GP-GS | MIN/AVG | Field Goals | | 3-Point | | F-Throws | | Rebounds | | | | Scoring | | | | | | |
|--------------|------|-------------|-----------------|---------------|-------------|------------|-------------|--------------|-------------|-----------|-----------|------------|------------|-------------|----------|-----------|-----------|-----------|------------|------------|
| | | | | FG-FGA | FG% | 3FG-3FGA | 3FG% | FT-FTA | FT% | OFF | DEF | TOT | AVG | PF-FO | A | TO | BLK | STL | PTS | AVG |
| 2022-23 | UM | 27-0 | 368/13.6 | 60-117 | .513 | 0-5 | .000 | 34-56 | .607 | 48 | 64 | 112 | 4.1 | 63-0 | 7 | 29 | 10 | 18 | 154 | 5.7 |
| TOTAL | | 27-0 | 368/13.6 | 60-117 | .513 | 0-5 | .000 | 34-56 | .607 | 48 | 64 | 112 | 4.1 | 63-0 | 7 | 29 | 10 | 18 | 154 | 5.7 |



F • Latasha Lattimore
So. • 6-4 • Toronto, Ontario, Canada

35

- Will miss the remainder of the 2022-23 season with an ACL injury sustained in early December
- Posted a breakout game against BU, totaling 25 points and 10 rebounds for her second career double-double
- Played in all 32 games as a freshman at Texas
- Totaled three double-digit games in 2021-22
- Helped Texas to the 2022 Big 12 Championship title and NCAAT Elite Eight
- No. 38 prospect coming out of high school in the class of 2021
- Top-ranked Canadian player per ESPN
- Played on the Canadian U23 Women's National Team at GLOBL JAM in 2022

PLAYER HIGHS

Minutes

22-23 22, vs. Boston U (11/13/22)
Career.....30, at Texas Tech (2/9/22)*

Points

22-23 25, vs. Boston U (11/13/22)
Career.....25, vs. Boston U (11/13/22)

Rebounds

22-23 10, vs. Boston U (11/13/22)
Career...10, 2x, last vs. Boston U (11/13/22)

Assists

22-23 1, 4x, last vs. NC A&T (11/25/22)
Career.....3, vs. New Orleans (11/9/21)*

Steals

22-23 3, vs. NC A&T (11/25/22)
Career..... 4, vs. UTRGV (1/9/22)*

Blocks

22-23 2, at Loyola (11/22/22)
Career.....3, at Texas Tech (2/9/22)*

Field Goals Made

22-23 10, vs. Boston U (11/13/22)
Career..... 10, vs. Boston U (11/13/22)

Field Goals Attempted

22-23 14, vs. Boston U (11/13/22)
Career..... 14, vs. Boston U (11/13/22)

3-Point Field Goals Made

22-23 1, 2x, last vs. NC A&T (11/25/22)
Career..... 1, 2x, last vs. NC A&T (11/25/22)

3-Point Field Goals Attempted

22-23 1, 4x, last vs. NC A&T (11/25/22)
Career..... 1, 8x, last vs. NC A&T (11/25/22)

Free Throws Made

22-23 5, vs. UMES (11/7/22)
Career.. 2, 4x, last vs. Oklahoma St. (3/5/22)*

Free Throws Attempted

22-23 7, vs. UMES (11/7/22)
Career.....6, vs. Idaho (12/11/21)

Double-Doubles

22-23 1
Career..... 2, last vs. Boston U (11/13/22)

Double-Digit Game

22-23 2
Career..... 5

2022-23 game-by-game

| Opponent | Date | GS | MIN | Total | | 3-Pointers | | Free throws | | Rebounds | | | | Other | | | | | | |
|-------------------|------------|----------|---------------|--------------|-------------|------------|-------------|--------------|-------------|-----------|-----------|-----------|------------|----------|----------|----------|----------|----------|-----------|------------|
| | | | | FG-FGA | PCT | 3FG-3FGA | PCT | FT-FTA | PCT | OFF | DEF | TOT | AVG | PF | A | TO | BLK | STL | PTS | AVG |
| UMES | 11/07/2022 | | 10:11 | 3-5 | .600 | 0-0 | .000 | 5-7 | .714 | 4 | 1 | 5 | 5.0 | 1 | 1 | 1 | 1 | 0 | 11 | 11.0 |
| Stetson | 11/10/2022 | | 15:16 | 0-1 | .000 | 0-1 | .000 | 2-2 | 1.000 | 0 | 2 | 2 | 3.5 | 2 | 1 | 4 | 0 | 0 | 2 | 6.5 |
| Boston U. | 11/13/2022 | | 21:55 | 10-14 | .714 | 1-1 | 1.000 | 4-5 | .800 | 4 | 6 | 10 | 5.7 | 1 | 0 | 1 | 1 | 0 | 25 | 12.7 |
| Fla. Atlantic | 11/16/2022 | | 22:15 | 3-6 | .500 | 0-1 | .000 | 1-2 | .500 | 0 | 1 | 1 | 4.5 | 1 | 1 | 1 | 1 | 1 | 7 | 11.3 |
| at DePaul | 11/20/2022 | | 07:34 | 1-1 | 1.000 | 0-0 | .000 | 0-0 | .000 | 0 | 0 | 0 | 3.6 | 0 | 0 | 0 | 0 | 0 | 2 | 9.4 |
| at Loyola Chicago | 11/22/2022 | | 14:20 | 3-6 | .500 | 0-0 | .000 | 0-0 | .000 | 0 | 2 | 2 | 3.3 | 1 | 0 | 1 | 2 | 1 | 6 | 8.8 |
| N.C. A&T | 11/25/2022 | | 18:07 | 3-6 | .500 | 1-1 | 1.000 | 0-1 | .000 | 2 | 4 | 6 | 3.7 | 0 | 1 | 0 | 0 | 3 | 7 | 8.6 |
| Columbia | 11/27/2022 | | 10:12 | 2-4 | .500 | 0-0 | .000 | 0-0 | .000 | 0 | 1 | 1 | 3.4 | 0 | 0 | 0 | 0 | 0 | 4 | 8.0 |
| Michigan | 12/01/2022 | | 08:24 | 2-4 | .500 | 0-0 | .000 | 1-1 | 1.000 | 1 | 1 | 2 | 3.2 | 0 | 0 | 1 | 2 | 0 | 5 | 7.7 |
| Totals | | 0 | 128:14 | 27-47 | .574 | 2-4 | .500 | 13-18 | .722 | 11 | 18 | 29 | 3.2 | 6 | 4 | 9 | 7 | 5 | 69 | 7.7 |

Player Averages

| Games Played | Minutes/game | Points/game | FG Pct | 3FG Pct | FT Pct | Rebounds/game | Assists/game | Turnovers/game | Assist/Turnover ratio | Steals/game | Blocks/game |
|--------------|--------------|-------------|--------|---------|--------|---------------|--------------|----------------|-----------------------|-------------|-------------|
| 9 | 14.2 | 7.7 | 57.4 | 50.0 | 72.2 | 3.2 | 0.4 | 1.0 | 0.4 | 0.6 | 0.8 |

CAREER STATS

| SEASON | TEAM | GP-GS | MIN/AVG | Field Goals | | 3-Point | | F-Throws | | Rebounds | | | | Scoring | | | | | | |
|---------------------|-------------|-----------------|---------------|-------------|------------|-------------|--------------|-------------|-----------|-----------|------------|------------|-------------|-----------|-----------|-----------|-----------|------------|------------|-----|
| | | | | FG-FGA | FG% | 3FG-3FGA | 3FG% | FT-FTA | FT% | OFF | DEF | TOT | AVG | PF-FO | A | TO | BLK | STL | PTS | AVG |
| 2021-22 | UT | 32-1 | 330/10.3 | 44-87 | .506 | 0-5 | .000 | 15-39 | .385 | 38 | 51 | 89 | 2.8 | 32-0 | 8 | 30 | 20 | 10 | 103 | 3.2 |
| 2022-23 | UM | 9-0 | 128/14.2 | 27-47 | .574 | 2-4 | .500 | 13-18 | .722 | 11 | 18 | 29 | 3.2 | 6-0 | 4 | 9 | 7 | 5 | 69 | 7.7 |
| TOTAL FOR UM | 9-0 | 128/14.2 | 27-47 | .574 | 2-4 | .500 | 13-18 | .722 | 11 | 18 | 29 | 3.2 | 6-0 | 4 | 9 | 7 | 5 | 69 | 7.7 | |
| TOTAL | 41-1 | 458/11.2 | 71-134 | .530 | 2-9 | .222 | 28-57 | .491 | 49 | 69 | 118 | 2.9 | 38-0 | 12 | 39 | 27 | 15 | 172 | 4.2 | |



C • Kyla Oldacre
Fr. • 6-6 • Mason, Ohio

- Had a career outing against Virginia, setting new highs in scoring (19), rebounding (eight), made field goals (nine) and minutes played (23)
- Missed the first 12 games of the season due to injury
- Recorded five-plus rebounds in a game three times this season
- 2022 McDonald's All-American
- No. 25 recruit in the country, according to espnW HoopGurlz
- Fifth-best post player in the 2022 class
- All-Ohio first-team honoree as a senior
- Invited to 2022 U.S. U18 National Team Trials
- Earned MVP honors at Nike Nationals in 2021 after registering two 20-point outings

44

PLAYER HIGHS

Minutes

22-2323, vs. Virginia (2/26/23)
Career.....23, vs. Virginia (2/26/23)

Points

22-2319, vs. Virginia (2/26/23)
Career.....19, vs. Virginia (2/26/23)

Rebounds

22-238, vs. Virginia (2/26/23)
Career.....8, vs. Virginia (2/26/23)

Assists

22-231, vs. Boston College (1/26/23)
Career.....1, vs. Boston College (1/26/23)

Steals

22-233, vs. UNC (1/5/23)
Career.....3, vs. UNC (1/5/23)

Blocks

22-231, 7x, last vs. Virginia (2/26/23)
Career.....1, 7x, last vs. Virginia (2/26/23)

Field Goals Made

22-239, vs. Virginia (2/26/23)
Career.....9, vs. Virginia (2/26/23)

Field Goals Attempted

22-2311, vs. Virginia (2/26/23)
Career.....11, vs. Virginia (2/26/23)

3-Point Field Goals Made

22-23
Career.....

3-Point Field Goals Attempted

22-23
Career.....

Free Throws Made

22-235, vs. Virginia Tech (1/8/23)
Career.....5, vs. Virginia Tech (1/8/23)

Free Throws Attempted

22-236, vs. Virginia Tech (1/8/23)
Career.....6, vs. Virginia Tech (1/8/23)

Double-Doubles

22-23
Career.....

Double-Digit Game

22-231
Career.....1

2022-23 game-by-game

| Opponent | Date | GS | MIN | Total | | 3-Pointers | | Free throws | | Rebounds | | | | PF | A | TO | BLK | STL | PTS | AVG | |
|-------------------|------------|----|----------|---------------|--------------|-------------|------------|-------------|--------------|-------------|-----------|-----------|-----------|------------|-----------|----------|-----------|----------|-----------|-----------|------------|
| | | | | FG-FGA | PCT | 3FG-3FGA | PCT | FT-FTA | PCT | OFF | DEF | TOT | AVG | | | | | | | | |
| at Florida St. | 12/21/2022 | | 04:09 | 1-1 | 1.000 | 0-0 | .000 | 0-0 | .000 | 0 | 0 | 0 | 0.0 | 2 | 0 | 1 | 0 | 0 | 2 | 2.0 | |
| Notre Dame | 12/29/2022 | | 09:05 | 1-3 | .333 | 0-0 | .000 | 2-2 | 1.000 | 1 | 1 | 2 | 1.0 | 2 | 0 | 0 | 0 | 0 | 4 | 3.0 | |
| at Pittsburgh | 01/01/2023 | | 07:41 | 3-5 | .600 | 0-0 | .000 | 1-2 | .500 | 2 | 3 | 5 | 2.3 | 4 | 0 | 4 | 1 | 1 | 7 | 4.3 | |
| North Carolina | 01/05/2023 | | 12:31 | 1-3 | .333 | 0-0 | .000 | 0-0 | .000 | 1 | 2 | 3 | 2.5 | 2 | 1 | 2 | 0 | 3 | 2 | 3.8 | |
| Virginia Tech | 01/08/2023 | | 13:36 | 2-6 | .333 | 0-0 | .000 | 5-6 | .833 | 3 | 1 | 4 | 2.8 | 2 | 0 | 2 | 0 | 1 | 9 | 4.8 | |
| at Georgia Tech | 01/12/2023 | | 07:35 | 1-1 | 1.000 | 0-0 | .000 | 0-0 | .000 | 0 | 0 | 0 | 2.3 | 1 | 0 | 0 | 0 | 0 | 2 | 4.3 | |
| Wake Forest | 01/15/2023 | | 16:26 | 4-6 | .667 | 0-0 | .000 | 0-0 | .000 | 2 | 3 | 5 | 2.7 | 2 | 0 | 1 | 0 | 1 | 8 | 4.9 | |
| at NC State | 01/19/2023 | | 06:37 | 0-1 | .000 | 0-0 | .000 | 0-0 | .000 | 0 | 0 | 0 | 2.4 | 0 | 0 | 0 | 0 | 1 | 0 | 4.3 | |
| Boston College | 01/26/2023 | | 15:56 | 2-2 | 1.000 | 0-0 | .000 | 1-2 | .500 | 0 | 4 | 4 | 2.6 | 2 | 1 | 2 | 1 | 1 | 5 | 4.3 | |
| at Wake Forest | 01/29/2023 | | 03:07 | 0-1 | .000 | 0-0 | .000 | 0-0 | .000 | 0 | 0 | 0 | 2.3 | 0 | 0 | 1 | 0 | 0 | 0 | 3.9 | |
| Georgia Tech | 02/05/2023 | | 11:43 | 1-3 | .333 | 0-0 | .000 | 2-2 | 1.000 | 2 | 2 | 4 | 2.5 | 0 | 0 | 0 | 0 | 0 | 4 | 3.9 | |
| Florida St. | 02/09/2023 | | 09:18 | 0-3 | .000 | 0-0 | .000 | 0-0 | .000 | 2 | 3 | 5 | 2.7 | 1 | 0 | 1 | 1 | 1 | 0 | 3.6 | |
| at Duke | 02/12/2023 | | 04:48 | 0-1 | .000 | 0-0 | .000 | 0-0 | .000 | 0 | 1 | 1 | 2.5 | 0 | 0 | 1 | 0 | 0 | 0 | 3.3 | |
| Clemson | 02/16/2023 | | 16:39 | 3-4 | .750 | 0-0 | .000 | 0-0 | .000 | 0 | 1 | 1 | 2.4 | 3 | 0 | 1 | 1 | 0 | 6 | 3.5 | |
| at Syracuse | 02/19/2023 | | 15:52 | 1-5 | .200 | 0-0 | .000 | 1-2 | .500 | 3 | 0 | 3 | 2.5 | 2 | 1 | 1 | 0 | 0 | 3 | 3.5 | |
| at Louisville | 02/23/2023 | | 19:28 | 2-3 | .667 | 0-0 | .000 | 0-0 | .000 | 1 | 3 | 4 | 2.6 | 3 | 0 | 2 | 1 | 1 | 4 | 3.5 | |
| Virginia | 02/26/2023 | | 22:38 | 9-11 | .818 | 0-0 | .000 | 1-2 | .500 | 2 | 6 | 8 | 2.9 | 1 | 0 | 2 | 1 | 2 | 19 | 4.4 | |
| vs Boston College | 03/02/2023 | | 14:23 | 3-4 | .750 | 0-0 | .000 | 1-1 | 1.000 | 0 | 4 | 4 | 2.9 | 1 | 0 | 0 | 0 | 0 | 7 | 4.6 | |
| Totals | | | 0 | 211:32 | 34-63 | .540 | 0-0 | .000 | 14-19 | .737 | 19 | 34 | 53 | 2.9 | 28 | 3 | 20 | 7 | 12 | 82 | 4.6 |

Player Averages

| Games Played | Minutes/game | Points/game | FG Pct | 3FG Pct | FT Pct | Rebounds/game | Assists/game | Turnovers/game | Assist/Turnover ratio | Steals/game | Blocks/game |
|--------------|--------------|-------------|--------|---------|--------|---------------|--------------|----------------|-----------------------|-------------|-------------|
| 18 | 11.8 | 4.6 | 54.0 | 0.0 | 73.7 | 2.9 | 0.2 | 1.1 | 0.2 | 0.7 | 0.4 |

CAREER STATS

| SEASON | TEAM | GP-GS | MIN/AVG | Field Goals | | 3-Point | | F-Throws | | Rebounds | | | | Scoring | | | | | | |
|--------------|------|-------------|-----------------|--------------|-------------|------------|-------------|--------------|-------------|-----------|-----------|-----------|------------|-------------|----------|-----------|----------|-----------|-----------|------------|
| | | | | FG-FGA | FG% | 3FG-3FGA | 3FG% | FT-FTA | FT% | OFF | DEF | TOT | AVG | PF-FO | A | TO | BLK | STL | PTS | AVG |
| 2022-23 | UM | 18-0 | 212/11.8 | 34-63 | .540 | 0-0 | .000 | 14-19 | .737 | 19 | 34 | 53 | 2.9 | 28-0 | 3 | 20 | 7 | 12 | 82 | 4.6 |
| TOTAL | | 18-0 | 212/11.8 | 34-63 | .540 | 0-0 | .000 | 14-19 | .737 | 19 | 34 | 53 | 2.9 | 28-0 | 3 | 20 | 7 | 12 | 82 | 4.6 |



2022-23 OVERALL STATS

Game Records

| Record | Overall | Home | Away | Neutral |
|----------------|---------|------|------|---------|
| ALL GAMES | 19-11 | 14-4 | 4-7 | 1-0 |
| CONFERENCE | 11-7 | 8-1 | 3-6 | 0-0 |
| NON-CONFERENCE | 8-4 | 6-3 | 1-1 | 1-0 |

Score by Periods

| Team | 1st | 2nd | 3rd | 4th | OT | TOT |
|------------|-----|-----|-----|-----|----|------|
| Miami (FL) | 518 | 504 | 613 | 501 | 15 | 2151 |
| Opponents | 478 | 441 | 501 | 476 | 15 | 1911 |

Team Box Score

| No. | Player | | | | Total | | 3-Point | | F-Throw | | Rebounds | | | | PF DQ A | | | TO BLK STL | | | PTS | | AVG |
|------------------|-----------------------------|-----------|-------------|------|-----------------|-------------|----------------|-------------|----------------|-------------|------------|------------|-------------|-------------|------------|----------|------------|------------|-----------|------------|-------------|-------------|-----|
| | | GP-GS | MIN | AVG | FG-FGA | FG% | 3FG-3FGA | 3FG% | FT-FTA | FT% | OFF | DEF | TOT | AVG | | | | TO | BLK | STL | PTS | | |
| 14 | CAVINDER, Haley | 30-30 | 925:47 | 30.9 | 133-323 | .412 | 59-148 | .399 | 61-68 | .897 | 39 | 102 | 141 | 4.7 | 46 | 0 | 76 | 50 | 2 | 24 | 386 | 12.9 | |
| 3 | HARDEN, Destiny | 28-27 | 779:33 | 27.8 | 128-286 | .448 | 27-96 | .281 | 62-88 | .705 | 36 | 132 | 168 | 6.0 | 60 | 0 | 58 | 55 | 6 | 50 | 345 | 12.3 | |
| 4 | ROBERTS, Jasmynne | 30-16 | 644:36 | 21.5 | 90-199 | .452 | 26-70 | .371 | 40-58 | .690 | 40 | 95 | 135 | 4.5 | 58 | 1 | 46 | 34 | 6 | 24 | 246 | 8.2 | |
| 21 | PENDANDE, Lola | 30-30 | 635:35 | 21.2 | 90-180 | .500 | 0-0 | .000 | 60-88 | .682 | 63 | 63 | 126 | 4.2 | 78 | 3 | 27 | 45 | 19 | 25 | 240 | 8.0 | |
| 35 | LATTIMORE, Latasha | 9-0 | 128:14 | 14.2 | 27-47 | .574 | 2-4 | .500 | 13-18 | .722 | 11 | 18 | 29 | 3.2 | 6 | 0 | 4 | 9 | 7 | 5 | 69 | 7.7 | |
| 12 | WILLIAMS, Ja'Leah | 30-30 | 751:16 | 25.0 | 87-209 | .416 | 6-27 | .222 | 30-47 | .638 | 34 | 58 | 92 | 3.1 | 56 | 0 | 83 | 81 | 5 | 38 | 210 | 7.0 | |
| 13 | DWYER, Lashae | 30-0 | 437:38 | 14.6 | 68-126 | .540 | 7-20 | .350 | 40-52 | .769 | 27 | 49 | 76 | 2.5 | 57 | 1 | 32 | 57 | 6 | 41 | 183 | 6.1 | |
| 32 | SPEARMAN, Lazaria | 27-0 | 367:41 | 13.6 | 60-117 | .513 | 0-5 | .000 | 34-56 | .607 | 48 | 64 | 112 | 4.1 | 63 | 0 | 7 | 29 | 10 | 18 | 154 | 5.7 | |
| 44 | OLDACRE, Kyla | 18-0 | 211:32 | 11.8 | 34-63 | .540 | 0-0 | .000 | 14-19 | .737 | 19 | 34 | 53 | 2.9 | 28 | 0 | 3 | 20 | 7 | 12 | 82 | 4.6 | |
| 15 | CAVINDER, Hanna | 29-0 | 499:09 | 17.2 | 37-103 | .359 | 21-69 | .304 | 19-23 | .826 | 6 | 34 | 40 | 1.4 | 21 | 0 | 48 | 22 | 0 | 15 | 114 | 3.9 | |
| 5 | ERJAVEC, Karla | 30-17 | 587:12 | 19.6 | 43-142 | .303 | 15-75 | .200 | 6-8 | .750 | 3 | 39 | 42 | 1.4 | 23 | 0 | 70 | 48 | 1 | 19 | 107 | 3.6 | |
| 0 | SALGUES, Kenza | 10-0 | 42:28 | 4.2 | 4-23 | .174 | 3-20 | .150 | 0-0 | .000 | 2 | 4 | 6 | 0.6 | 3 | 0 | 2 | 2 | 0 | 0 | 11 | 1.1 | |
| 1 | JOHNSON SIDI BABA, Moulayna | 7-0 | 39:19 | 5.6 | 1-4 | .250 | 0-0 | .000 | 2-3 | .667 | 1 | 6 | 7 | 1.0 | 1 | 0 | 0 | 3 | 0 | 0 | 4 | 0.6 | |
| Team | | | | | | | | | | | 61 | 60 | 121 | | | | 28 | | | | | | |
| Total | | 30 | 6050 | | 802-1822 | .440 | 166-534 | .311 | 381-528 | .722 | 390 | 758 | 1148 | 38.3 | 500 | 5 | 456 | 483 | 69 | 271 | 2151 | 71.7 | |
| Opponents | | 30 | 6050 | | 706-1695 | .417 | 177-552 | .321 | 322-467 | .690 | 279 | 676 | 955 | 31.8 | 492 | 7 | 434 | 520 | 96 | 191 | 1911 | 63.7 | |

Team Statistics

| | UM | OPP |
|------------------------|-----------------|-----------------|
| Scoring | 2151 | 1911 |
| Points per game | 71.7 | 63.7 |
| Scoring margin | +8.0 | - |
| Field goals-att | 802-1822 | 706-1695 |
| Field goal pct | .440 | .417 |
| 3 point fg-att | 166-534 | 177-552 |
| 3-point FG pct | .311 | .321 |
| 3-pt FG made per game | 5.5 | 5.9 |
| Free throws-att | 381-528 | 322-467 |
| Free throw pct | .722 | .690 |
| F-Throws made per game | 12.7 | 10.7 |
| Rebounds | 1148 | 955 |
| Rebounds per game | 38.3 | 31.8 |
| Rebounding margin | +6.4 | - |
| Assists | 456 | 434 |
| Assists per game | 15.2 | 14.5 |
| Turnovers | 483 | 520 |
| Turnovers per game | 16.1 | 17.3 |
| Turnover margin | +1.2 | - |
| Assist/turnover ratio | 0.9 | 0.8 |
| Steals | 271 | 191 |
| Steals per game | 9.0 | 6.4 |
| Blocks | 69 | 96 |
| Blocks per game | 2.3 | 3.2 |
| Winning streak | 2 | - |
| Home win streak | 8 | - |
| Attendance | 38143 | 29672 |
| Home games-Avg/Game | 18-2119 | 11-2697 |
| Neutral site-Avg/Game | - | 1-4578 |

Team Results

| Date | Opponent | | Score | Att. |
|------------|-------------------|-----|-------|------|
| 11/07/2022 | UMES | W | 83-51 | 1548 |
| 11/10/2022 | Stetson | W | 80-56 | 3068 |
| 11/13/2022 | Boston U. | W | 81-46 | 1708 |
| 11/16/2022 | Fla. Atlantic | W | 75-42 | 1585 |
| 11/20/2022 | at DePaul | L | 83-98 | 1237 |
| 11/22/2022 | at Loyola Chicago | W | 63-45 | 391 |
| 11/25/2022 | N.C. A&T | W | 97-54 | 1605 |
| 11/27/2022 | Columbia | L | 71-78 | 1658 |
| 12/01/2022 | Michigan | L | 64-76 | 1830 |
| 12/04/2022 | North Florida | W | 85-45 | 1591 |
| 12/11/2022 | Florida | Lot | 73-76 | 3251 |
| 12/21/2022 | at Florida St. | L | 85-92 | 3022 |
| 12/29/2022 | Notre Dame | L | 63-66 | 2153 |
| 01/01/2023 | at Pittsburgh | W | 74-67 | 636 |
| 01/05/2023 | North Carolina | W | 62-58 | 2044 |
| 01/08/2023 | Virginia Tech | W | 77-66 | 1639 |
| 01/12/2023 | at Georgia Tech | W | 69-60 | 1434 |
| 01/15/2023 | Wake Forest | W | 55-43 | 1892 |
| 01/19/2023 | at NC State | L | 61-71 | 5500 |
| 01/26/2023 | Boston College | W | 86-65 | 2111 |
| 01/29/2023 | at Wake Forest | L | 52-55 | 1225 |
| 02/02/2023 | at Clemson | Wot | 69-66 | 1001 |
| 02/05/2023 | Georgia Tech | W | 64-58 | 3686 |
| 02/09/2023 | Florida St. | W | 86-82 | 2398 |
| 02/12/2023 | at Duke | L | 40-50 | 2449 |
| 02/16/2023 | Clemson | W | 59-54 | 1923 |
| 02/19/2023 | at Syracuse | L | 68-77 | 4566 |
| 02/23/2023 | at Louisville | L | 57-71 | 8211 |
| 02/26/2023 | Virginia | W | 85-74 | 2453 |
| 03/02/2023 | vs Boston College | W | 84-69 | 4578 |



2022-23 ACC STATS

Game Records

| Record | Overall | Home | Away | Neutral |
|----------------|---------|------|------|---------|
| ALL GAMES | 11-7 | 8-1 | 3-6 | 0-0 |
| CONFERENCE | 11-7 | 8-1 | 3-6 | 0-0 |
| NON-CONFERENCE | 0-0 | 0-0 | 0-0 | 0-0 |

Score by Periods

| Team | 1st | 2nd | 3rd | 4th | OT | TOT |
|------------|-----|-----|-----|-----|----|------|
| Miami (FL) | 278 | 276 | 366 | 285 | 7 | 1212 |
| Opponents | 302 | 284 | 311 | 274 | 4 | 1175 |

Team Box Score

| No. | Player | Total | | | 3-Point | | F-Throw | | Rebounds | | | | Other | | | | PTS | AVG | | | | |
|------------------|-----------------------------|-----------|-------------|------|-----------------|-------------|----------------|-------------|----------------|-------------|------------|------------|------------|-------------|------------|----------|------------|------------|-----------|------------|-------------|-------------|
| | | GP-GS | MIN | AVG | FG-FGA | FG% | 3FG-3FGA | 3FG% | FT-FTA | FT% | OFF | DEF | TOT | AVG | PF | DQ | | | A | TO | BLK | STL |
| 14 | CAVINDER, Haley | 18-18 | 587:54 | 32.7 | 82-207 | .396 | 35-86 | .407 | 47-52 | .904 | 19 | 62 | 81 | 4.5 | 28 | 0 | 42 | 34 | 1 | 13 | 246 | 13.7 |
| 3 | HARDEN, Destiny | 16-15 | 481:17 | 30.1 | 77-179 | .430 | 9-51 | .176 | 38-55 | .691 | 18 | 84 | 102 | 6.4 | 34 | 0 | 31 | 36 | 2 | 30 | 201 | 12.6 |
| 4 | ROBERTS, Jasmynne | 18-15 | 460:11 | 25.6 | 68-142 | .479 | 19-49 | .388 | 24-35 | .686 | 27 | 68 | 95 | 5.3 | 40 | 1 | 30 | 26 | 3 | 16 | 179 | 9.9 |
| 21 | PENDANDE, Lola | 18-18 | 390:39 | 21.7 | 54-104 | .519 | 0-0 | .000 | 40-51 | .784 | 30 | 40 | 70 | 3.9 | 47 | 1 | 13 | 26 | 13 | 13 | 148 | 8.2 |
| 12 | WILLIAMS, Ja'Leah | 18-18 | 456:21 | 25.4 | 41-109 | .376 | 1-11 | .091 | 11-15 | .733 | 15 | 38 | 53 | 2.9 | 32 | 0 | 52 | 46 | 2 | 18 | 94 | 5.2 |
| 44 | OLDACRE, Kyla | 17-0 | 197:09 | 11.6 | 31-59 | .525 | 0-0 | .000 | 13-18 | .722 | 19 | 30 | 49 | 2.9 | 27 | 0 | 3 | 20 | 7 | 12 | 75 | 4.4 |
| 15 | CAVINDER, Hanna | 17-0 | 310:55 | 18.3 | 23-61 | .377 | 16-44 | .364 | 9-10 | .900 | 3 | 16 | 19 | 1.1 | 10 | 0 | 28 | 13 | 0 | 7 | 71 | 4.2 |
| 13 | DWYER, Lashae | 18-0 | 203:18 | 11.3 | 25-51 | .490 | 3-6 | .500 | 22-27 | .815 | 12 | 26 | 38 | 2.1 | 32 | 1 | 17 | 29 | 3 | 15 | 75 | 4.2 |
| 32 | SPEARMAN, Lazaria | 16-0 | 186:59 | 11.7 | 27-55 | .491 | 0-3 | .000 | 10-21 | .476 | 20 | 31 | 51 | 3.2 | 34 | 0 | 2 | 13 | 7 | 9 | 64 | 4.0 |
| 5 | ERJAVEC, Karla | 18-6 | 324:20 | 18.0 | 25-75 | .333 | 5-34 | .147 | 3-4 | .750 | 2 | 17 | 19 | 1.1 | 12 | 0 | 44 | 24 | 0 | 8 | 58 | 3.2 |
| 1 | JOHNSON SIDI BABA, Moulayna | 4-0 | 21:52 | 5.5 | 0-2 | .000 | 0-0 | .000 | 1-2 | .500 | 0 | 5 | 5 | 1.3 | 1 | 0 | 0 | 2 | 0 | 0 | 1 | 0.3 |
| 0 | SALGUES, Kenza | 3-0 | 04:04 | 1.4 | 0-3 | .000 | 0-3 | .000 | 0-0 | .000 | 0 | 1 | 1 | 0.3 | 0 | 0 | 0 | 0 | 0 | 0 | 0 | 0.0 |
| Team | | | | | | | | | | | 36 | 34 | 70 | | | | 17 | | | | | |
| Total | | 18 | 3625 | | 453-1047 | .433 | 88-287 | .307 | 218-290 | .752 | 201 | 452 | 653 | 36.3 | 297 | 3 | 262 | 286 | 38 | 141 | 1212 | 67.3 |
| Opponents | | 18 | 3625 | | 435-1042 | .417 | 114-344 | .331 | 191-278 | .687 | 174 | 410 | 584 | 32.4 | 270 | 2 | 271 | 269 | 60 | 121 | 1175 | 65.3 |

Team Statistics

| | UM | OPP |
|------------------------|-----------------|-----------------|
| Scoring | 1212 | 1175 |
| Points per game | 67.3 | 65.3 |
| Scoring margin | +2.1 | - |
| Field goals-att | 453-1047 | 435-1042 |
| Field goal pct | .433 | .417 |
| 3 point fg-att | 88-287 | 114-344 |
| 3-point FG pct | .307 | .331 |
| 3-pt FG made per game | 4.9 | 6.3 |
| Free throws-att | 218-290 | 191-278 |
| Free throw pct | .752 | .687 |
| F-Throws made per game | 12.1 | 10.6 |
| Rebounds | 653 | 584 |
| Rebounds per game | 36.3 | 32.4 |
| Rebounding margin | +3.8 | - |
| Assists | 262 | 271 |
| Assists per game | 14.6 | 15.1 |
| Turnovers | 286 | 269 |
| Turnovers per game | 15.9 | 14.9 |
| Turnover margin | -0.9 | - |
| Assist/turnover ratio | 0.9 | 1.0 |
| Steals | 141 | 121 |
| Steals per game | 7.8 | 6.7 |
| Blocks | 38 | 60 |
| Blocks per game | 2.1 | 3.3 |
| Winning streak | 1 | - |
| Home win streak | 8 | - |
| Attendance | 20299 | 28044 |
| Home games-Avg/Game | 9-2255 | 9-3116 |
| Neutral site-Avg/Game | - | 0-0 |

Team Results

| Date | Opponent | Score | Att. |
|------------|-----------------|-----------|------|
| 12/21/2022 | at Florida St. | L 85-92 | 3022 |
| 12/29/2022 | Notre Dame | L 63-66 | 2153 |
| 01/01/2023 | at Pittsburgh | W 74-67 | 636 |
| 01/05/2023 | North Carolina | W 62-58 | 2044 |
| 01/08/2023 | Virginia Tech | W 77-66 | 1639 |
| 01/12/2023 | at Georgia Tech | W 69-60 | 1434 |
| 01/15/2023 | Wake Forest | W 55-43 | 1892 |
| 01/19/2023 | at NC State | L 61-71 | 5500 |
| 01/26/2023 | Boston College | W 86-65 | 2111 |
| 01/29/2023 | at Wake Forest | L 52-55 | 1225 |
| 02/02/2023 | at Clemson | Wot 69-66 | 1001 |
| 02/05/2023 | Georgia Tech | W 64-58 | 3686 |
| 02/09/2023 | Florida St. | W 86-82 | 2398 |
| 02/12/2023 | at Duke | L 40-50 | 2449 |
| 02/16/2023 | Clemson | W 59-54 | 1923 |
| 02/19/2023 | at Syracuse | L 68-77 | 4566 |
| 02/23/2023 | at Louisville | L 57-71 | 8211 |
| 02/26/2023 | Virginia | W 85-74 | 2453 |



MIAMI GAME-BY-GAME

| Opponent | Date | Score | | Total | | 3-Pointers | | Free throws | | Rebounds | | | | | | | | | | |
|-------------------|------------|-------------|-----|-----------------|-------------|----------------|-------------|----------------|-------------|------------|------------|-------------|-------------|------------|------------|------------|-----------|------------|-------------|-------------|
| | | | | FG-FGA | PCT | 3FG-3FGA | PCT | FT-FTA | PCT | OFF | DEF | TOT | AVG | PF | A | TO | BLK | STL | PTS | AVG |
| UMES | 11/07/2022 | 83-51 | W | 29-75 | .387 | 6-30 | .200 | 19-27 | .704 | 26 | 26 | 52 | 52.0 | 16 | 16 | 20 | 5 | 15 | 83 | 83.0 |
| Stetson | 11/10/2022 | 80-56 | W | 26-56 | .464 | 6-19 | .316 | 22-31 | .710 | 12 | 32 | 44 | 48.0 | 14 | 14 | 16 | 3 | 8 | 80 | 81.5 |
| Boston U. | 11/13/2022 | 81-46 | W | 31-70 | .443 | 8-21 | .381 | 11-12 | .917 | 15 | 29 | 44 | 46.7 | 16 | 23 | 15 | 1 | 12 | 81 | 81.3 |
| Fla. Atlantic | 11/16/2022 | 75-42 | W | 31-73 | .425 | 4-20 | .200 | 9-15 | .600 | 18 | 32 | 50 | 47.5 | 15 | 19 | 12 | 5 | 11 | 75 | 79.8 |
| at DePaul | 11/20/2022 | 83-98 | L | 28-59 | .475 | 7-19 | .368 | 20-26 | .769 | 13 | 16 | 29 | 43.8 | 20 | 12 | 21 | 0 | 11 | 83 | 80.4 |
| at Loyola Chicago | 11/22/2022 | 63-45 | W | 29-62 | .468 | 3-16 | .188 | 2-3 | .667 | 8 | 33 | 41 | 43.3 | 15 | 17 | 12 | 5 | 6 | 63 | 77.5 |
| N.C. A&T | 11/25/2022 | 97-54 | W | 33-62 | .532 | 10-20 | .500 | 21-30 | .700 | 14 | 24 | 38 | 42.6 | 16 | 17 | 15 | 1 | 17 | 97 | 80.3 |
| Columbia | 11/27/2022 | 71-78 | L | 28-68 | .412 | 5-16 | .313 | 10-18 | .556 | 14 | 29 | 43 | 42.6 | 21 | 12 | 14 | 4 | 8 | 71 | 79.1 |
| Michigan | 12/01/2022 | 64-76 | L | 24-57 | .421 | 3-14 | .214 | 13-21 | .619 | 19 | 20 | 39 | 42.2 | 26 | 11 | 28 | 3 | 9 | 64 | 77.4 |
| North Florida | 12/04/2022 | 85-45 | W | 31-63 | .492 | 12-32 | .375 | 11-15 | .733 | 15 | 20 | 35 | 41.5 | 13 | 21 | 14 | 1 | 18 | 85 | 78.2 |
| Florida | 12/11/2022 | 73-76 | Lot | 25-64 | .391 | 8-25 | .320 | 15-23 | .652 | 18 | 23 | 41 | 41.5 | 19 | 15 | 15 | 2 | 6 | 73 | 77.7 |
| at Florida St. | 12/21/2022 | 85-92 | L | 31-73 | .425 | 9-21 | .429 | 14-17 | .824 | 18 | 22 | 40 | 41.3 | 22 | 16 | 17 | 2 | 9 | 85 | 78.3 |
| Notre Dame | 12/29/2022 | 63-66 | L | 25-72 | .347 | 2-14 | .143 | 11-14 | .786 | 14 | 23 | 37 | 41.0 | 18 | 13 | 13 | 2 | 15 | 63 | 77.2 |
| at Pittsburgh | 01/01/2023 | 74-67 | W | 27-60 | .450 | 8-24 | .333 | 12-18 | .667 | 14 | 30 | 44 | 41.2 | 20 | 17 | 24 | 1 | 9 | 74 | 76.9 |
| North Carolina | 01/05/2023 | 62-58 | W | 21-51 | .412 | 8-18 | .444 | 12-16 | .750 | 7 | 28 | 35 | 40.8 | 18 | 13 | 20 | 0 | 9 | 62 | 75.9 |
| Virginia Tech | 01/08/2023 | 77-66 | W | 26-49 | .531 | 7-16 | .438 | 18-21 | .857 | 5 | 24 | 29 | 40.1 | 16 | 13 | 9 | 0 | 2 | 77 | 76.0 |
| at Georgia Tech | 01/12/2023 | 69-60 | W | 26-52 | .500 | 5-17 | .294 | 12-15 | .800 | 6 | 20 | 26 | 39.2 | 13 | 18 | 15 | 1 | 9 | 69 | 75.6 |
| Wake Forest | 01/15/2023 | 55-43 | W | 21-53 | .396 | 2-16 | .125 | 11-17 | .647 | 9 | 27 | 36 | 39.1 | 12 | 16 | 14 | 2 | 7 | 55 | 74.4 |
| at NC State | 01/19/2023 | 61-71 | L | 25-56 | .446 | 3-16 | .188 | 8-11 | .727 | 8 | 20 | 28 | 38.5 | 14 | 12 | 16 | 2 | 8 | 61 | 73.7 |
| Boston College | 01/26/2023 | 86-65 | W | 32-68 | .471 | 4-13 | .308 | 18-25 | .720 | 15 | 22 | 37 | 38.4 | 19 | 16 | 13 | 5 | 22 | 86 | 74.4 |
| at Wake Forest | 01/29/2023 | 52-55 | L | 18-43 | .419 | 1-11 | .091 | 15-17 | .882 | 10 | 24 | 34 | 38.2 | 16 | 8 | 14 | 5 | 1 | 52 | 73.3 |
| at Clemson | 02/02/2023 | 69-66 | Wot | 29-69 | .420 | 2-14 | .143 | 9-16 | .563 | 16 | 31 | 47 | 38.6 | 17 | 12 | 16 | 3 | 7 | 69 | 73.1 |
| Georgia Tech | 02/05/2023 | 64-58 | W | 24-66 | .364 | 3-14 | .214 | 13-16 | .813 | 21 | 30 | 51 | 39.1 | 14 | 12 | 17 | 1 | 8 | 64 | 72.7 |
| Florida St. | 02/09/2023 | 86-82 | W | 27-66 | .409 | 11-22 | .500 | 21-25 | .840 | 18 | 29 | 47 | 39.5 | 19 | 19 | 10 | 4 | 3 | 86 | 73.3 |
| at Duke | 02/12/2023 | 40-50 | L | 14-44 | .318 | 4-12 | .333 | 8-10 | .800 | 4 | 26 | 30 | 39.1 | 16 | 5 | 15 | 1 | 5 | 40 | 71.9 |
| Clemson | 02/16/2023 | 59-54 | W | 24-47 | .511 | 4-12 | .333 | 7-9 | .778 | 6 | 20 | 26 | 38.6 | 18 | 17 | 22 | 6 | 9 | 59 | 71.4 |
| at Syracuse | 02/19/2023 | 68-77 | L | 29-63 | .460 | 1-5 | .200 | 9-14 | .643 | 9 | 26 | 35 | 38.4 | 18 | 17 | 15 | 0 | 7 | 68 | 71.3 |
| at Louisville | 02/23/2023 | 57-71 | L | 22-54 | .407 | 7-21 | .333 | 6-9 | .667 | 12 | 21 | 33 | 38.3 | 15 | 12 | 21 | 2 | 4 | 57 | 70.8 |
| Virginia | 02/26/2023 | 85-74 | W | 32-61 | .525 | 7-21 | .333 | 14-20 | .700 | 9 | 29 | 38 | 38.2 | 12 | 26 | 15 | 1 | 7 | 85 | 71.3 |
| vs Boston College | 03/02/2023 | 84-69 | W | 34-66 | .515 | 6-15 | .400 | 10-17 | .588 | 17 | 22 | 39 | 38.3 | 12 | 17 | 15 | 1 | 9 | 84 | 71.7 |
| Total | | 2151 | | 802-1822 | .440 | 166-534 | .311 | 381-528 | .722 | 390 | 758 | 1148 | 38.3 | 500 | 456 | 483 | 69 | 271 | 2151 | 71.7 |
| Opponents | | 1911 | | 706-1695 | .417 | 177-552 | .321 | 322-467 | .690 | 279 | 676 | 955 | 31.8 | 492 | 434 | 520 | 96 | 191 | 1911 | 63.7 |

Miami (FL) Averages

| Games Played | Points/game | FG Pct | 3FG Pct | FT Pct | Rebounds/game | Assists/game | Turnovers/game | Assist/Turnover ratio | Steals/game | Blocks/game |
|--------------|-------------|--------|---------|--------|---------------|--------------|----------------|-----------------------|-------------|-------------|
| 30 | 71.7 | 44.0 | 31.1 | 72.2 | 38.3 | 15.2 | 16.1 | 0.9 | 9.0 | 2.3 |



OPPONENT GAME-BY-GAME

| Opponent | Date | Score | W | Total | | 3-Pointers | | Free throws | | Rebounds | | | | Other Stats | | | | | | |
|-------------------|------------|-------------|-----|-----------------|-------------|----------------|-------------|----------------|-------------|------------|------------|------------|-------------|-------------|------------|------------|-----------|------------|-------------|-------------|
| | | | | FG-FGA | PCT | 3FG-3FGA | PCT | FT-FTA | PCT | OFF | DEF | TOT | AVG | PF | A | TO | BLK | STL | PTS | AVG |
| UMES | 11/07/2022 | 83-51 | W | 18-51 | .353 | 4-17 | .235 | 11-16 | .688 | 8 | 26 | 34 | 34.0 | 24 | 10 | 29 | 0 | 9 | 51 | 51.0 |
| Stetson | 11/10/2022 | 80-56 | W | 19-55 | .345 | 8-25 | .320 | 10-12 | .833 | 5 | 21 | 26 | 30.0 | 23 | 17 | 17 | 0 | 4 | 56 | 53.5 |
| Boston U. | 11/13/2022 | 81-46 | W | 17-56 | .304 | 4-14 | .286 | 8-10 | .800 | 10 | 21 | 31 | 30.3 | 15 | 12 | 23 | 5 | 3 | 46 | 51.0 |
| Fla. Atlantic | 11/16/2022 | 75-42 | W | 18-55 | .327 | 2-16 | .125 | 4-11 | .364 | 8 | 28 | 36 | 31.8 | 18 | 8 | 21 | 3 | 4 | 42 | 48.8 |
| at DePaul | 11/20/2022 | 83-98 | L | 35-60 | .583 | 11-23 | .478 | 17-25 | .680 | 12 | 21 | 33 | 32.0 | 20 | 18 | 20 | 2 | 9 | 98 | 58.6 |
| at Loyola Chicago | 11/22/2022 | 63-45 | W | 18-57 | .316 | 3-14 | .214 | 6-11 | .545 | 11 | 24 | 35 | 32.5 | 13 | 9 | 16 | 4 | 5 | 45 | 56.3 |
| N.C. A&T | 11/25/2022 | 97-54 | W | 22-48 | .458 | 5-19 | .263 | 5-11 | .455 | 6 | 18 | 24 | 31.3 | 21 | 14 | 30 | 3 | 4 | 54 | 56.0 |
| Columbia | 11/27/2022 | 71-78 | L | 26-63 | .413 | 9-26 | .346 | 17-26 | .654 | 13 | 30 | 43 | 32.8 | 19 | 20 | 13 | 5 | 7 | 78 | 58.8 |
| Michigan | 12/01/2022 | 64-76 | L | 24-47 | .511 | 4-11 | .364 | 24-26 | .923 | 3 | 18 | 21 | 31.4 | 17 | 17 | 19 | 4 | 10 | 76 | 60.7 |
| North Florida | 12/04/2022 | 85-45 | W | 20-44 | .455 | 4-14 | .286 | 1-4 | .250 | 6 | 18 | 24 | 30.7 | 16 | 9 | 30 | 1 | 7 | 45 | 59.1 |
| Florida | 12/11/2022 | 73-76 | Lot | 26-61 | .426 | 5-21 | .238 | 19-25 | .760 | 16 | 25 | 41 | 31.6 | 23 | 12 | 16 | 7 | 5 | 76 | 60.6 |
| at Florida St. | 12/21/2022 | 85-92 | L | 30-58 | .517 | 9-15 | .600 | 23-25 | .920 | 7 | 24 | 31 | 31.6 | 17 | 18 | 16 | 6 | 6 | 92 | 63.3 |
| Notre Dame | 12/29/2022 | 63-66 | L | 27-58 | .466 | 4-13 | .308 | 8-15 | .533 | 9 | 33 | 42 | 32.4 | 11 | 23 | 22 | 7 | 4 | 66 | 63.5 |
| at Pittsburgh | 01/01/2023 | 74-67 | W | 23-61 | .377 | 6-19 | .316 | 15-21 | .714 | 11 | 22 | 33 | 32.4 | 17 | 10 | 20 | 4 | 12 | 67 | 63.7 |
| North Carolina | 01/05/2023 | 62-58 | W | 21-60 | .350 | 8-27 | .296 | 8-13 | .615 | 10 | 21 | 31 | 32.3 | 16 | 12 | 15 | 1 | 8 | 58 | 63.3 |
| Virginia Tech | 01/08/2023 | 77-66 | W | 22-55 | .400 | 6-21 | .286 | 16-22 | .727 | 10 | 18 | 28 | 32.1 | 19 | 15 | 9 | 3 | 5 | 66 | 63.5 |
| at Georgia Tech | 01/12/2023 | 69-60 | W | 23-53 | .434 | 3-14 | .214 | 11-13 | .846 | 10 | 20 | 30 | 31.9 | 15 | 20 | 17 | 1 | 6 | 60 | 63.3 |
| Wake Forest | 01/15/2023 | 55-43 | W | 17-55 | .309 | 4-19 | .211 | 5-10 | .500 | 14 | 25 | 39 | 32.3 | 22 | 13 | 19 | 2 | 7 | 43 | 62.2 |
| at NC State | 01/19/2023 | 61-71 | L | 29-55 | .527 | 3-17 | .176 | 10-11 | .909 | 6 | 26 | 32 | 32.3 | 11 | 14 | 13 | 4 | 11 | 71 | 62.6 |
| Boston College | 01/26/2023 | 86-65 | W | 23-52 | .442 | 7-17 | .412 | 12-15 | .800 | 6 | 24 | 30 | 32.2 | 19 | 17 | 27 | 1 | 4 | 65 | 62.8 |
| at Wake Forest | 01/29/2023 | 52-55 | L | 20-55 | .364 | 8-24 | .333 | 7-12 | .583 | 11 | 15 | 26 | 31.9 | 12 | 12 | 8 | 3 | 7 | 55 | 62.4 |
| at Clemson | 02/02/2023 | 69-66 | Wot | 26-72 | .361 | 6-19 | .316 | 8-16 | .500 | 19 | 27 | 46 | 32.5 | 16 | 12 | 15 | 6 | 7 | 66 | 62.5 |
| Georgia Tech | 02/05/2023 | 64-58 | W | 19-51 | .373 | 6-16 | .375 | 14-18 | .778 | 3 | 22 | 25 | 32.2 | 15 | 16 | 12 | 5 | 7 | 58 | 62.3 |
| Florida St. | 02/09/2023 | 86-82 | W | 31-64 | .484 | 10-25 | .400 | 10-20 | .500 | 6 | 22 | 28 | 32.0 | 18 | 17 | 7 | 4 | 6 | 82 | 63.2 |
| at Duke | 02/12/2023 | 40-50 | L | 20-54 | .370 | 5-16 | .313 | 5-10 | .500 | 9 | 26 | 35 | 32.2 | 14 | 11 | 8 | 4 | 4 | 50 | 62.6 |
| Clemson | 02/16/2023 | 59-54 | W | 19-48 | .396 | 7-19 | .368 | 9-15 | .600 | 11 | 17 | 28 | 32.0 | 14 | 15 | 21 | 3 | 6 | 54 | 62.3 |
| at Syracuse | 02/19/2023 | 68-77 | L | 28-60 | .467 | 9-23 | .391 | 12-17 | .706 | 8 | 26 | 34 | 32.1 | 10 | 17 | 15 | 3 | 9 | 77 | 62.9 |
| at Louisville | 02/23/2023 | 57-71 | L | 28-62 | .452 | 6-18 | .333 | 9-14 | .643 | 15 | 22 | 37 | 32.3 | 8 | 13 | 13 | 2 | 5 | 71 | 63.1 |
| Virginia | 02/26/2023 | 85-74 | W | 29-69 | .420 | 7-22 | .318 | 9-11 | .818 | 9 | 20 | 29 | 32.1 | 16 | 16 | 12 | 1 | 7 | 74 | 63.5 |
| vs Boston College | 03/02/2023 | 84-69 | W | 28-56 | .500 | 4-8 | .500 | 9-12 | .750 | 7 | 16 | 23 | 31.8 | 13 | 17 | 17 | 2 | 3 | 69 | 63.7 |
| Total | | 1911 | | 706-1695 | .417 | 177-552 | .321 | 322-467 | .690 | 279 | 676 | 955 | 31.8 | 492 | 434 | 520 | 96 | 191 | 1911 | 63.7 |
| Miami (FL) | | 2151 | | 802-1822 | .440 | 166-534 | .311 | 381-528 | .722 | 390 | 758 | 1148 | 38.3 | 500 | 456 | 483 | 69 | 271 | 2151 | 71.7 |

Opponents Averages

| Games Played | Points/game | FG Pct | 3FG Pct | FT Pct | Rebounds/game | Assists/game | Turnovers/game | Assist/Turnover ratio | Steals/game | Blocks/game |
|--------------|-------------|--------|---------|--------|---------------|--------------|----------------|-----------------------|-------------|-------------|
| 30 | 63.7 | 41.7 | 32.1 | 69.0 | 31.8 | 14.5 | 17.3 | 0.8 | 6.4 | 3.2 |



INDIVIDUAL GAME HIGHS

Miami (FL) - Individual Game Highs

| | | | |
|---|--|--|---|
| POINTS | 33 | Haley Cavinder vs Florida St. (02/09/2023) | |
| | 28 | Ja'Leah Williams vs Columbia (11/27/2022) | |
| | 25 | Haley Cavinder vs Florida (12/11/2022) | |
| | 25 | Latasha Lattimore vs Boston U. (11/13/2022) | |
| | 23 | Destiny Harden vs Boston College (01/26/2023) | |
| | 23 | Jasmyne Roberts vs Virginia Tech (01/08/2023) | |
| 23 | Lashae Dwyer at Florida St. (12/21/2022) | | |
| FIELD GOALS MADE | 10 | Haley Cavinder vs Florida (12/11/2022) | |
| | 10 | Ja'Leah Williams vs Columbia (11/27/2022) | |
| | 10 | Latasha Lattimore vs Boston U. (11/13/2022) | |
| FIELD GOAL ATTEMPTS | 17 | Haley Cavinder vs Florida St. (02/09/2023) | |
| | 16 | Destiny Harden vs Virginia (02/26/2023) | |
| | 16 | Jasmyne Roberts at Clemson (02/02/2023) | |
| | 16 | Haley Cavinder at NC State (01/19/2023) | |
| FIELD GOAL PERCENTAGE (min 5 made) | 1.000 (7-7) | Lazaria Spearman at DePaul (11/20/2022) | |
| | .875 (7-8) | Lashae Dwyer vs Fla. Atlantic (11/16/2022) | |
| 3 PT FG MADE | 7 | Haley Cavinder vs Florida St. (02/09/2023) | |
| | 5 | Hanna Cavinder vs Virginia (02/26/2023) | |
| | 5 | Jasmyne Roberts vs Virginia Tech (01/08/2023) | |
| | 5 | Haley Cavinder at Pittsburgh (01/01/2023) | |
| | 5 | Haley Cavinder vs Florida (12/11/2022) | |
| 3 PT FG ATTEMPTS | 11 | Haley Cavinder at Pittsburgh (01/01/2023) | |
| | 10 | Haley Cavinder vs Florida St. (02/09/2023) | |
| 3 PT FG PERCENTAGE (min 2 made) | 1.000 (2-2) | Jasmyne Roberts vs Clemson (02/16/2023) | |
| | .750 (3-4) | Haley Cavinder vs N.C. A&T (11/25/2022) | |
| | .750 (3-4) | Karla Erjavec vs Fla. Atlantic (11/16/2022) | |
| FREE THROWS MADE | 11 | Destiny Harden vs Boston College (01/26/2023) | |
| | 10 | Haley Cavinder vs Florida St. (02/09/2023) | |
| FREE THROW ATTEMPTS | 16 | Destiny Harden vs Boston College (01/26/2023) | |
| | 11 | Ja'Leah Williams vs Columbia (11/27/2022) | |
| | 11 | Destiny Harden vs Stetson (11/10/2022) | |
| FREE THROW PERCENTAGE (min 3 made) | 1.000 (10-10) | Haley Cavinder vs Florida St. (02/09/2023) | |
| | 1.000 (6-6) | Lola Pendande at Wake Forest (01/29/2023) | |
| | 1.000 (5-5) | Haley Cavinder vs Virginia Tech (01/08/2023) | |
| | 1.000 (5-5) | Lazaria Spearman at DePaul (11/20/2022) | |
| | 1.000 (4-4) | Lashae Dwyer vs Boston College (N) (03/02/2023) | |
| | 1.000 (4-4) | Lashae Dwyer vs Florida St. (02/09/2023) | |
| | 1.000 (4-4) | Hanna Cavinder vs Georgia Tech (02/05/2023) | |
| | 1.000 (4-4) | Jasmyne Roberts at Wake Forest (01/29/2023) | |
| | 1.000 (4-4) | Haley Cavinder vs Wake Forest (01/15/2023) | |
| | 1.000 (4-4) | Haley Cavinder vs North Carolina (01/05/2023) | |
| | 1.000 (4-4) | Jasmyne Roberts vs North Carolina (01/05/2023) | |
| | 1.000 (4-4) | Ja'Leah Williams vs N.C. A&T (11/25/2022) | |
| | 1.000 (4-4) | Lashae Dwyer vs N.C. A&T (11/25/2022) | |
| | 1.000 (3-3) | Haley Cavinder vs Clemson (02/16/2023) | |
| | 1.000 (3-3) | Lazaria Spearman vs Boston College (01/26/2023) | |
| | 1.000 (3-3) | Haley Cavinder vs Boston U. (11/13/2022) | |
| | 1.000 (3-3) | Haley Cavinder vs Stetson (11/10/2022) | |
| | REBOUNDS | 11 | Destiny Harden vs Virginia (02/26/2023) |
| | | 11 | Destiny Harden vs Clemson (02/16/2023) |
| | ASSISTS | 7 | Karla Erjavec vs Virginia (02/26/2023) |
| 6 | | Ja'Leah Williams vs Virginia (02/26/2023) | |
| 6 | | Karla Erjavec at Louisville (02/23/2023) | |
| 6 | | Destiny Harden vs Wake Forest (01/15/2023) | |
| 6 | | Haley Cavinder at Pittsburgh (01/01/2023) | |
| 6 | | Haley Cavinder vs Florida (12/11/2022) | |
| STEALS | 8 | Lashae Dwyer vs North Florida (12/04/2022) | |
| | 7 | Destiny Harden vs Boston College (01/26/2023) | |
| BLOCKED SHOTS | 3 | Lola Pendande vs Florida St. (02/09/2023) | |
| | 2 | Ja'Leah Williams vs Clemson (02/16/2023) | |
| | 2 | Lola Pendande at Clemson (02/02/2023) | |
| | 2 | Lola Pendande at Wake Forest (01/29/2023) | |
| | 2 | Lazaria Spearman vs Boston College (01/26/2023) | |
| | 2 | Lola Pendande at Florida St. (12/21/2022) | |
| | 2 | Latasha Lattimore vs Michigan (12/01/2022) | |
| | 2 | Lola Pendande vs Columbia (11/27/2022) | |
| | 2 | Latasha Lattimore at Loyola Chicago (11/22/2022) | |
| | 2 | Destiny Harden vs UMES (11/07/2022) | |
| TURNOVERS | 7 | Ja'Leah Williams vs Michigan (12/01/2022) | |
| | 6 | Lola Pendande vs North Carolina (01/05/2023) | |
| FOULS | 5 | Lola Pendande vs Florida St. (02/09/2023) | |
| | 5 | Jasmyne Roberts vs North Carolina (01/05/2023) | |
| | 5 | Lashae Dwyer at Florida St. (12/21/2022) | |
| | 5 | Lola Pendande vs Michigan (12/01/2022) | |
| | 5 | Lola Pendande vs Columbia (11/27/2022) | |

Opponent - Individual Game Highs

| | | |
|---|--|--|
| POINTS | 36 | Darrione Rogers at DePaul (11/20/2022) |
| | 35 | Aneesah Morrow at DePaul (11/20/2022) |
| | 26 | Leigha Brown vs Michigan (12/01/2022) |
| | 25 | Hailey Van Lith at Louisville (02/23/2023) |
| | 25 | Makayla Timpson at Florida St. (12/21/2022) |
| 25 | Jaida Patrick vs Columbia (11/27/2022) | |
| FIELD GOALS MADE | 13 | Aneesah Morrow at DePaul (11/20/2022) |
| | 12 | Darrione Rogers at DePaul (11/20/2022) |
| FIELD GOAL ATTEMPTS | 28 | Aneesah Morrow at DePaul (11/20/2022) |
| | 20 | Amari Robinson at Clemson (02/02/2023) |
| FIELD GOAL PERCENTAGE (min 5 made) | .857 (12-14) | Darrione Rogers at DePaul (11/20/2022) |
| | .857 (6-7) | Kennedi Perkins at Syracuse (02/19/2023) |
| 3 PT FG MADE | 7 | Darrione Rogers at DePaul (11/20/2022) |
| | 4 | Cady Pauley vs Virginia (02/26/2023) |
| | 4 | Hailey Van Lith at Louisville (02/23/2023) |
| | 4 | Daisha Bradford vs Clemson (02/16/2023) |
| | 4 | Olivia Summiel at Wake Forest (01/29/2023) |
| 3 PT FG ATTEMPTS | 11 | Georgia Amooore vs Virginia Tech (01/08/2023) |
| | 10 | Cady Pauley vs Virginia (02/26/2023) |
| 10 | Abbey Hsu vs Columbia (11/27/2022) | |
| 3 PT FG PERCENTAGE (min 2 made) | 1.000 (2-2) | T'Yana Todd vs Boston College (N) (03/02/2023) |
| | 1.000 (2-2) | O'Mariah Gordon at Florida St. (12/21/2022) |
| | 1.000 (2-2) | Jaelyn Swann vs North Florida (12/04/2022) |
| FREE THROWS MADE | 12 | Leigha Brown vs Michigan (12/01/2022) |
| | 10 | Ta'Niya Latson at Florida St. (12/21/2022) |
| FREE THROW ATTEMPTS | 12 | Leigha Brown vs Michigan (12/01/2022) |
| | 11 | Cayla King vs Virginia Tech (01/08/2023) |
| FREE THROW PERCENTAGE (min 3 made) | 1.000 (12-12) | Leigha Brown vs Michigan (12/01/2022) |
| | 1.000 (10-10) | Ta'Niya Latson at Florida St. (12/21/2022) |
| | 1.000 (6-6) | Sara Bejedi at Florida St. (12/21/2022) |
| | 1.000 (5-5) | Makayla Timpson at Florida St. (12/21/2022) |
| | 1.000 (5-5) | Leilani Correa vs Florida (12/11/2022) |
| | 1.000 (5-5) | Jaelyn Talley vs Stetson (11/10/2022) |
| | 1.000 (4-4) | Maria Gakdeng vs Boston College (N) (03/02/2023) |
| | 1.000 (4-4) | Maria Gakdeng vs Boston College (01/26/2023) |
| | 1.000 (4-4) | Olivia Miles vs Notre Dame (12/29/2022) |
| | 1.000 (4-4) | Laila Phelia vs Michigan (12/01/2022) |
| | 1.000 (3-3) | Andrea Daley vs Boston College (N) (03/02/2023) |
| | 1.000 (3-3) | Taylor Valladay vs Virginia (02/26/2023) |
| | 1.000 (3-3) | Hailey Van Lith at Louisville (02/23/2023) |
| 1.000 (3-3) | Elise Williams at Wake Forest (01/29/2023) | |
| 1.000 (3-3) | T'Yana Todd vs Boston College (01/26/2023) | |
| 1.000 (3-3) | Camille Hobby at NC State (01/19/2023) | |
| 1.000 (3-3) | Eva Hodgson vs North Carolina (01/05/2023) | |
| REBOUNDS | 12 | Amari Robinson at Clemson (02/02/2023) |
| | 11 | Kayla Blackshear at Georgia Tech (01/12/2023) |
| | 11 | Maddy Westbeld vs Notre Dame (12/29/2022) |
| ASSISTS | 9 | Olivia Miles vs Notre Dame (12/29/2022) |
| | 7 | Taina Mair vs Boston College (N) (03/02/2023) |
| | 7 | Mykasa Robinson at Louisville (02/23/2023) |
| | 7 | Taina Mair vs Boston College (01/26/2023) |
| | 7 | Darrione Rogers at DePaul (11/20/2022) |
| STEALS | 6 | Saniya Rivers at NC State (01/19/2023) |
| | 4 | Daisha Bradford vs Clemson (02/16/2023) |
| | 4 | Aneesah Morrow at DePaul (11/20/2022) |
| | 4 | Anaya Peoples at DePaul (11/20/2022) |
| BLOCKED SHOTS | 4 | Makayla Timpson at Florida St. (12/21/2022) |
| | 3 | Hannah Hank at Clemson (02/02/2023) |
| | 3 | Liatu King at Pittsburgh (01/01/2023) |
| | 3 | Maddy Westbeld vs Notre Dame (12/29/2022) |
| | 3 | Tatyana Wyche vs Florida (12/11/2022) |
| TURNOVERS | 11 | Zamara Haynes vs UMES (11/07/2022) |
| | 10 | Taina Mair vs Boston College (01/26/2023) |
| FOULS | 5 | Taylor Soule vs Virginia Tech (01/08/2023) |
| | 5 | Elizabeth Kitley vs Virginia Tech (01/08/2023) |
| | 5 | Maleia Bracone vs N.C. A&T (11/25/2022) |
| | 5 | Dyllan Hanna vs Fla. Atlantic (11/16/2022) |
| | 5 | Maren Durant vs Boston U. (11/13/2022) |
| | 5 | Jordan Peete vs Stetson (11/10/2022) |
| 5 | Khamya McNeal vs Stetson (11/10/2022) | |



TEAM GAME HIGHS/LOWS

Miami (FL) - Game Highs

| | | |
|------------------------------|--------------|------------------------------------|
| POINTS | 97 | N.C. A&T (11/25/2022) |
| | 86 | Florida St. (02/09/2023) |
| | 86 | Boston College (01/26/2023) |
| | 85 | Virginia (02/26/2023) |
| | 85 | at Florida St. (12/21/2022) |
| | 85 | North Florida (12/04/2022) |
| FIELD GOALS MADE | 34 | vs Boston College (N) (03/02/2023) |
| | 33 | N.C. A&T (11/25/2022) |
| FIELD GOAL ATTEMPTS | 75 | UMES (11/07/2022) |
| | 73 | at Florida St. (12/21/2022) |
| | 73 | Fla. Atlantic (11/16/2022) |
| FIELD GOAL PERCENTAGE | .532 (33-62) | N.C. A&T (11/25/2022) |
| | .531 (26-49) | Virginia Tech (01/08/2023) |
| 3 PT FG MADE | 12 | North Florida (12/04/2022) |
| | 11 | Florida St. (02/09/2023) |
| 3 PT FG ATTEMPTS | 32 | North Florida (12/04/2022) |
| | 30 | UMES (11/07/2022) |
| 3 PT FG PERCENTAGE | .500 (11-22) | Florida St. (02/09/2023) |
| | .500 (10-20) | N.C. A&T (11/25/2022) |
| FREE THROWS MADE | 22 | Stetson (11/10/2022) |
| | 21 | Florida St. (02/09/2023) |
| | 21 | N.C. A&T (11/25/2022) |
| FREE THROW ATTEMPTS | 31 | Stetson (11/10/2022) |
| | 30 | N.C. A&T (11/25/2022) |
| FREE THROW PERCENTAGE | .917 (11-12) | Boston U. (11/13/2022) |
| | .882 (15-17) | at Wake Forest (01/29/2023) |
| REBOUNDS | 52 | UMES (11/07/2022) |
| | 51 | Georgia Tech (02/05/2023) |
| ASSISTS | 26 | Virginia (02/26/2023) |
| | 23 | Boston U. (11/13/2022) |
| STEALS | 22 | Boston College (01/26/2023) |
| | 18 | North Florida (12/04/2022) |
| BLOCKED SHOTS | 6 | Clemson (02/16/2023) |
| | 5 | at Wake Forest (01/29/2023) |
| | 5 | Boston College (01/26/2023) |
| | 5 | at Loyola Chicago (11/22/2022) |
| | 5 | Fla. Atlantic (11/16/2022) |
| | 5 | UMES (11/07/2022) |
| TURNOVERS | 28 | Michigan (12/01/2022) |
| | 24 | at Pittsburgh (01/01/2023) |
| FOULS | 26 | Michigan (12/01/2022) |
| | 22 | at Florida St. (12/21/2022) |

Miami (FL) - Game Lows

| | | |
|------------------------------|--------------|------------------------------------|
| POINTS | 40 | at Duke (02/12/2023) |
| | 52 | at Wake Forest (01/29/2023) |
| | 55 | Wake Forest (01/15/2023) |
| | 57 | at Louisville (02/23/2023) |
| | 59 | Clemson (02/16/2023) |
| FIELD GOALS MADE | 14 | at Duke (02/12/2023) |
| | 18 | at Wake Forest (01/29/2023) |
| FIELD GOAL ATTEMPTS | 43 | at Wake Forest (01/29/2023) |
| | 44 | at Duke (02/12/2023) |
| FIELD GOAL PERCENTAGE | .318 (14-44) | at Duke (02/12/2023) |
| | .347 (25-72) | Notre Dame (12/29/2022) |
| 3 PT FG MADE | 1 | at Syracuse (02/19/2023) |
| | 1 | at Wake Forest (01/29/2023) |
| 3 PT FG ATTEMPTS | 5 | at Syracuse (02/19/2023) |
| | 11 | at Wake Forest (01/29/2023) |
| 3 PT FG PERCENTAGE | .091 (1-11) | at Wake Forest (01/29/2023) |
| | .125 (2-16) | Wake Forest (01/15/2023) |
| FREE THROWS MADE | 2 | at Loyola Chicago (11/22/2022) |
| | 6 | at Louisville (02/23/2023) |
| FREE THROW ATTEMPTS | 3 | at Loyola Chicago (11/22/2022) |
| | 9 | at Louisville (02/23/2023) |
| | 9 | Clemson (02/16/2023) |
| FREE THROW PERCENTAGE | .556 (10-18) | Columbia (11/27/2022) |
| | .563 (9-16) | at Clemson (02/02/2023) |
| REBOUNDS | 26 | Clemson (02/16/2023) |
| | 26 | at Georgia Tech (01/12/2023) |
| ASSISTS | 5 | at Duke (02/12/2023) |
| | 8 | at Wake Forest (01/29/2023) |
| STEALS | 1 | at Wake Forest (01/29/2023) |
| | 2 | Virginia Tech (01/08/2023) |
| BLOCKED SHOTS | 0 | at Syracuse (02/19/2023) |
| | 0 | Virginia Tech (01/08/2023) |
| | 0 | North Carolina (01/05/2023) |
| | 0 | at DePaul (11/20/2022) |
| TURNOVERS | 9 | Virginia Tech (01/08/2023) |
| | 10 | Florida St. (02/09/2023) |
| FOULS | 12 | vs Boston College (N) (03/02/2023) |
| | 12 | Virginia (02/26/2023) |
| | 12 | Wake Forest (01/15/2023) |

Opponent - Game Highs

| | | |
|------------------------------|--------------|------------------------------------|
| POINTS | 98 | at DePaul (11/20/2022) |
| | 92 | at Florida St. (12/21/2022) |
| | 82 | Florida St. (02/09/2023) |
| | 78 | Columbia (11/27/2022) |
| | 77 | at Syracuse (02/19/2023) |
| FIELD GOALS MADE | 35 | at DePaul (11/20/2022) |
| | 31 | Florida St. (02/09/2023) |
| FIELD GOAL ATTEMPTS | 72 | at Clemson (02/02/2023) |
| | 69 | Virginia (02/26/2023) |
| FIELD GOAL PERCENTAGE | .583 (35-60) | at DePaul (11/20/2022) |
| | .527 (29-55) | at NC State (01/19/2023) |
| 3 PT FG MADE | 11 | at DePaul (11/20/2022) |
| | 10 | Florida St. (02/09/2023) |
| 3 PT FG ATTEMPTS | 27 | North Carolina (01/05/2023) |
| | 26 | Columbia (11/27/2022) |
| 3 PT FG PERCENTAGE | .600 (9-15) | at Florida St. (12/21/2022) |
| | .500 (4-8) | vs Boston College (N) (03/02/2023) |
| FREE THROWS MADE | 24 | Michigan (12/01/2022) |
| | 23 | at Florida St. (12/21/2022) |
| FREE THROW ATTEMPTS | 26 | Michigan (12/01/2022) |
| | 26 | Columbia (11/27/2022) |
| FREE THROW PERCENTAGE | .923 (24-26) | Michigan (12/01/2022) |
| | .920 (23-25) | at Florida St. (12/21/2022) |
| REBOUNDS | 46 | at Clemson (02/02/2023) |
| | 43 | Columbia (11/27/2022) |
| ASSISTS | 23 | Notre Dame (12/29/2022) |
| | 20 | at Georgia Tech (01/12/2023) |
| | 20 | Columbia (11/27/2022) |
| STEALS | 12 | at Pittsburgh (01/01/2023) |
| | 11 | at NC State (01/19/2023) |
| BLOCKED SHOTS | 7 | Notre Dame (12/29/2022) |
| | 7 | Florida (12/11/2022) |
| TURNOVERS | 30 | North Florida (12/04/2022) |
| | 30 | N.C. A&T (11/25/2022) |
| FOULS | 24 | UMES (11/07/2022) |
| | 23 | Florida (12/11/2022) |
| | 23 | Stetson (11/10/2022) |

Opponent - Game Lows

| | | |
|------------------------------|--------------|------------------------------------|
| POINTS | 42 | Fla. Atlantic (11/16/2022) |
| | 43 | Wake Forest (01/15/2023) |
| | 45 | North Florida (12/04/2022) |
| | 45 | at Loyola Chicago (11/22/2022) |
| | 46 | Boston U. (11/13/2022) |
| FIELD GOALS MADE | 17 | Wake Forest (01/15/2023) |
| | 17 | Boston U. (11/13/2022) |
| FIELD GOAL ATTEMPTS | 44 | North Florida (12/04/2022) |
| | 47 | Michigan (12/01/2022) |
| FIELD GOAL PERCENTAGE | .304 (17-56) | Boston U. (11/13/2022) |
| | .309 (17-55) | Wake Forest (01/15/2023) |
| 3 PT FG MADE | 2 | Fla. Atlantic (11/16/2022) |
| | 3 | at NC State (01/19/2023) |
| | 3 | at Georgia Tech (01/12/2023) |
| | 3 | at Loyola Chicago (11/22/2022) |
| 3 PT FG ATTEMPTS | 8 | vs Boston College (N) (03/02/2023) |
| | 11 | Michigan (12/01/2022) |
| 3 PT FG PERCENTAGE | .125 (2-16) | Fla. Atlantic (11/16/2022) |
| | .176 (3-17) | at NC State (01/19/2023) |
| FREE THROWS MADE | 1 | North Florida (12/04/2022) |
| | 4 | Fla. Atlantic (11/16/2022) |
| FREE THROW ATTEMPTS | 4 | North Florida (12/04/2022) |
| | 10 | at Duke (02/12/2023) |
| | 10 | Wake Forest (01/15/2023) |
| | 10 | Boston U. (11/13/2022) |
| FREE THROW PERCENTAGE | .250 (1-4) | North Florida (12/04/2022) |
| | .364 (4-11) | Fla. Atlantic (11/16/2022) |
| REBOUNDS | 21 | Michigan (12/01/2022) |
| | 23 | vs Boston College (N) (03/02/2023) |
| ASSISTS | 8 | Fla. Atlantic (11/16/2022) |
| | 9 | North Florida (12/04/2022) |
| | 9 | at Loyola Chicago (11/22/2022) |
| STEALS | 3 | vs Boston College (N) (03/02/2023) |
| | 3 | Boston U. (11/13/2022) |
| BLOCKED SHOTS | 0 | Stetson (11/10/2022) |
| | 0 | UMES (11/07/2022) |
| TURNOVERS | 7 | Florida St. (02/09/2023) |
| | 8 | at Duke (02/12/2023) |
| | 8 | at Wake Forest (01/29/2023) |
| FOULS | 8 | at Louisville (02/23/2023) |
| | 10 | at Syracuse (02/19/2023) |



POINTS-REBOUNDS-ASSISTS

| Opponent | Date | Score | | 0 | 1 | 3 | 4 | 5 | 12 | 13 | 14 | 15 | 21 | 32 |
|-------------------|------------|-------|-----|------------|------------|------------|------------|------------|------------|------------|------------|------------|------------|------------|
| | | | | SALGUES,KE | JOHNSON SI | HARDEN,DES | ROBERTS,JA | ERJAVEC,KA | WILLIAMS,J | DWYER,LASH | CAVINDER,H | CAVINDER,H | PENDANDE,L | SPEARMAN,L |
| UMES | 11/07/2022 | 83-51 | W | 0-1-0 | DNP | 13-10-3 | 12-5-1 | 0-3-2 | 14-5-3 | 5-2-1 | 9-4-1 | 8-2-2 | 5-6-1 | 6-4-1 |
| Stetson | 11/10/2022 | 80-56 | W | DNP | DNP | 12-6-2 | 5-3-0 | 6-4-2 | 14-3-1 | 2-1-0 | 18-4-2 | 0-3-4 | 14-7-2 | 7-8-0 |
| Boston U. | 11/13/2022 | 81-46 | W | 0-0-2 | DNP | 14-4-4 | 2-4-1 | 0-2-4 | 6-4-2 | 4-2-0 | 9-5-5 | 5-1-5 | 6-2-0 | 10-8-0 |
| Fla. Atlantic | 11/16/2022 | 75-42 | W | 0-2-0 | DNP | 3-2-1 | 2-6-2 | 11-1-2 | 6-4-4 | 14-4-5 | 7-6-4 | 4-2-0 | 6-6-0 | 15-10-0 |
| at DePaul | 11/20/2022 | 83-98 | L | DNP | DNP | 18-6-0 | 6-3-0 | 0-0-4 | 14-3-3 | 6-5-1 | 11-4-2 | 0-0-1 | 7-2-1 | 19-1-0 |
| at Loyola Chicago | 11/22/2022 | 63-45 | W | 0-1-0 | DNP | 12-4-3 | 4-3-1 | 5-2-4 | 6-4-3 | 6-5-1 | 2-6-3 | 9-5-1 | 10-2-1 | 3-2-0 |
| N.C. A&T | 11/25/2022 | 97-54 | W | 3-0-0 | 3-1-0 | 8-0-2 | 9-5-2 | 8-4-3 | 10-3-3 | 11-1-2 | 11-2-1 | 6-3-3 | 9-4-0 | 12-5-0 |
| Columbia | 11/27/2022 | 71-78 | L | DNP | 0-1-0 | 11-10-3 | 5-3-1 | 3-4-1 | 28-2-4 | 9-6-2 | 7-5-0 | 0-0-0 | 4-6-1 | 0-1-0 |
| Michigan | 12/01/2022 | 64-76 | L | DNP | DNP | 13-4-3 | 3-1-0 | 4-1-0 | 0-3-2 | 12-8-0 | 17-6-3 | 0-0-0 | 6-4-1 | 4-7-2 |
| North Florida | 12/04/2022 | 85-45 | W | 8-1-0 | DNP | 9-4-2 | 8-2-4 | 0-0-1 | 8-4-1 | 20-1-3 | 10-5-4 | 11-4-2 | 7-3-2 | 4-4-2 |
| Florida | 12/11/2022 | 73-76 | Lot | DNP | 0-0-0 | 18-7-2 | 4-4-1 | 3-1-0 | 10-3-4 | 0-0-0 | 25-4-6 | 0-1-0 | 3-6-2 | 10-11-0 |
| at Florida St. | 12/21/2022 | 85-92 | L | 0-0-0 | 0-0-0 | 20-5-1 | 2-3-1 | 4-0-2 | 11-7-4 | 23-4-4 | 17-8-3 | 0-2-1 | 6-8-0 | 0-2-0 |
| Notre Dame | 12/29/2022 | 63-66 | L | DNP | DNP | 12-9-2 | 7-6-1 | 6-3-3 | 0-2-3 | 10-5-2 | 12-5-2 | DNP | 8-2-0 | 4-1-0 |
| at Pittsburgh | 01/01/2023 | 74-67 | W | DNP | 0-0-0 | 4-4-2 | 15-9-2 | 4-2-2 | 0-3-1 | 2-2-2 | 21-9-6 | 0-0-1 | 18-3-1 | 3-5-0 |
| North Carolina | 01/05/2023 | 62-58 | W | DNP | 1-2-0 | DNP | 10-9-2 | 7-0-3 | 6-2-2 | 0-0-0 | 16-4-3 | 9-3-2 | 4-2-0 | 7-7-0 |
| Virginia Tech | 01/08/2023 | 77-66 | W | DNP | 0-3-0 | DNP | 23-8-1 | 2-2-2 | 8-1-2 | 6-0-1 | 19-4-4 | 4-1-2 | 6-3-1 | 0-0-0 |
| at Georgia Tech | 01/12/2023 | 69-60 | W | DNP | DNP | 13-3-3 | 7-6-1 | 2-0-1 | 4-1-3 | 4-4-3 | 14-3-3 | 11-3-3 | 4-2-1 | 8-1-0 |
| Wake Forest | 01/15/2023 | 55-43 | W | 0-0-0 | DNP | 13-3-6 | 5-5-1 | 0-0-3 | 8-4-4 | 0-1-0 | 9-3-1 | 4-2-0 | 2-2-1 | 6-5-0 |
| at NC State | 01/19/2023 | 61-71 | L | DNP | DNP | 6-7-0 | 6-3-3 | 0-1-1 | 4-2-3 | 0-0-0 | 15-2-0 | 5-1-3 | 21-8-2 | 4-1-0 |
| Boston College | 01/26/2023 | 86-65 | W | 0-1-0 | DNP | 23-7-1 | 6-3-2 | 13-3-3 | 6-5-3 | 12-4-2 | 10-2-2 | 2-0-2 | 2-1-0 | 7-3-0 |
| at Wake Forest | 01/29/2023 | 52-55 | L | DNP | DNP | 8-5-1 | 10-7-1 | 0-2-0 | 0-0-1 | 4-3-0 | 9-2-2 | 2-1-2 | 12-5-0 | 7-5-1 |
| at Clemson | 02/02/2023 | 69-66 | Wot | DNP | DNP | 19-6-2 | 21-7-3 | 0-2-3 | 3-3-2 | 0-0-0 | 2-9-1 | 5-2-1 | 15-4-0 | 4-4-0 |
| Georgia Tech | 02/05/2023 | 64-58 | W | DNP | DNP | 9-5-0 | 13-9-1 | 6-0-1 | 8-6-3 | 0-7-1 | 4-4-4 | 12-0-1 | 6-7-1 | 2-2-0 |
| Florida St. | 02/09/2023 | 86-82 | W | DNP | DNP | 10-5-3 | 19-6-2 | 0-1-1 | 14-7-4 | 4-2-0 | 33-6-2 | 0-1-4 | 0-9-3 | 6-1-0 |
| at Duke | 02/12/2023 | 40-50 | L | DNP | DNP | 3-4-1 | 12-6-2 | 0-0-0 | 2-0-2 | 0-0-0 | 10-1-0 | 2-1-0 | 9-2-0 | 2-10-0 |
| Clemson | 02/16/2023 | 59-54 | W | DNP | DNP | 17-11-2 | 6-0-2 | 0-0-3 | 6-2-5 | 0-0-0 | 17-2-3 | 0-1-1 | 5-2-0 | 2-2-1 |
| at Syracuse | 02/19/2023 | 68-77 | L | DNP | DNP | 19-8-3 | 6-3-3 | 2-1-3 | 2-6-4 | 8-1-1 | 11-3-1 | 0-0-0 | 15-5-1 | 2-2-0 |
| at Louisville | 02/23/2023 | 57-71 | L | DNP | DNP | 5-9-1 | 5-5-1 | 10-0-6 | 6-0-0 | 2-2-1 | 16-8-0 | 0-1-3 | 9-2-0 | DNP |
| Virginia | 02/26/2023 | 85-74 | W | DNP | DNP | 20-11-3 | 6-0-1 | 2-2-7 | 6-2-6 | 0-3-0 | 11-6-5 | 15-0-2 | 6-3-2 | DNP |
| vs Boston College | 03/02/2023 | 84-69 | W | 0-0-0 | DNP | 13-9-2 | 7-1-3 | 9-1-3 | 0-1-1 | 19-3-0 | 14-9-3 | 0-0-2 | 15-8-3 | DNP |

| Opponent | Date | Score | | 35 | 44 |
|-------------------|------------|-------|-----|------------|------------|
| | | | | LATTIMORE, | OLDACRE,KY |
| UMES | 11/07/2022 | 83-51 | W | 11-5-1 | DNP |
| Stetson | 11/10/2022 | 80-56 | W | 2-2-1 | DNP |
| Boston U. | 11/13/2022 | 81-46 | W | 25-10-0 | DNP |
| Fla. Atlantic | 11/16/2022 | 75-42 | W | 7-1-1 | DNP |
| at DePaul | 11/20/2022 | 83-98 | L | 2-0-0 | DNP |
| at Loyola Chicago | 11/22/2022 | 63-45 | W | 6-2-0 | DNP |
| N.C. A&T | 11/25/2022 | 97-54 | W | 7-6-1 | DNP |
| Columbia | 11/27/2022 | 71-78 | L | 4-1-0 | DNP |
| Michigan | 12/01/2022 | 64-76 | L | 5-2-0 | DNP |
| North Florida | 12/04/2022 | 85-45 | W | DNP | DNP |
| Florida | 12/11/2022 | 73-76 | Lot | DNP | DNP |
| at Florida St. | 12/21/2022 | 85-92 | L | DNP | 2-0-0 |
| Notre Dame | 12/29/2022 | 63-66 | L | DNP | 4-2-0 |
| at Pittsburgh | 01/01/2023 | 74-67 | W | DNP | 7-5-0 |
| North Carolina | 01/05/2023 | 62-58 | W | DNP | 2-3-1 |
| Virginia Tech | 01/08/2023 | 77-66 | W | DNP | 9-4-0 |
| at Georgia Tech | 01/12/2023 | 69-60 | W | DNP | 2-0-0 |
| Wake Forest | 01/15/2023 | 55-43 | W | DNP | 8-5-0 |
| at NC State | 01/19/2023 | 61-71 | L | DNP | 0-0-0 |
| Boston College | 01/26/2023 | 86-65 | W | DNP | 5-4-1 |
| at Wake Forest | 01/29/2023 | 52-55 | L | DNP | 0-0-0 |
| at Clemson | 02/02/2023 | 69-66 | Wot | DNP | DNP |
| Georgia Tech | 02/05/2023 | 64-58 | W | DNP | 4-4-0 |
| Florida St. | 02/09/2023 | 86-82 | W | DNP | 0-5-0 |
| at Duke | 02/12/2023 | 40-50 | L | DNP | 0-1-0 |
| Clemson | 02/16/2023 | 59-54 | W | DNP | 6-1-0 |
| at Syracuse | 02/19/2023 | 68-77 | L | DNP | 3-3-1 |
| at Louisville | 02/23/2023 | 57-71 | L | DNP | 4-4-0 |
| Virginia | 02/26/2023 | 85-74 | W | DNP | 19-8-0 |
| vs Boston College | 03/02/2023 | 84-69 | W | DNP | 7-4-0 |

BOX SCORES



Official Basketball Box Score - Final
UMES at Miami (FL)
11/07/22 Watson Center, Coral Gables, Fla.
2022-23 Women's Basketball

Game Time: 4:00 PM
Game Duration: 2:00
Attendance: 1,548

Officials: Eric Brewton, Timothy Bryant, Kristal Viera

| NO. | Name | Min | FG | | 3P | | FT | | Rebounds | | Fouls | | TP | AS | TO | ST | Blocks | | +/- |
|--------|-----------------|---------|-------|------|-------|-----|-----|-----|----------|-----|-------|-----|-----|-----|-----|-----|--------|-----|-----|
| | | | M/A | M/A | M/A | M/A | OR | DR | OR | DR | PF | FD | | | | | BS | BA | |
| 2 | Manogany Lester | C 18:41 | 2-3 | 0-0 | 0-0 | 0-0 | 0-0 | 0-0 | 3 | 2 | 4 | 0 | 1 | 2 | 0 | 0 | 0 | -11 | |
| 21 | Ariana Seawall | C 19:00 | 4-5 | 0-0 | 0-0 | 1-6 | 7 | 4 | 0 | 8 | 0 | 2 | 1 | 0 | 0 | 0 | 12 | 12 | |
| 5 | Mya Thomas | G 28:31 | 4-12 | 1-3 | 0-0 | 0-0 | 4-4 | 0 | 1 | 9 | 4 | 2 | 0 | 0 | 0 | 0 | -13 | -13 | |
| 11 | Zamara Haynes | G 28:26 | 2-13 | 1-5 | 6-8 | 0 | 1 | 1 | 4 | 7 | 11 | 3 | 11 | 2 | 0 | 0 | -28 | -28 | |
| 25 | Ashanti Lynch | G 25:58 | 2-5 | 0-3 | 0-0 | 0-4 | 4 | 1 | 4 | 1 | 2 | 1 | 2 | 1 | 0 | 0 | -17 | -17 | |
| 4 | Ja'la Bannerman | 23:54 | 1-5 | 1-2 | 4-6 | 0 | 2 | 2 | 2 | 3 | 7 | 0 | 4 | 1 | 0 | 2 | -27 | -27 | |
| 33 | Lainey Allen | 17:36 | 0-1 | 0-0 | 0-0 | 1-1 | 2 | 1 | 2 | 1 | 0 | 0 | 1 | 0 | 0 | 0 | -21 | -21 | |
| 44 | Japria Grady | 03:23 | 0-0 | 0-0 | 0-0 | 0-0 | 0-0 | 0-0 | 0-0 | 0-0 | 0-0 | 0-0 | 0-0 | 0-0 | 0-0 | 0-0 | 0 | 0 | |
| 14 | Makayla Adams | 08:46 | 1-4 | 1-4 | 0-0 | 0-0 | 0-0 | 0-0 | 2 | 0 | 3 | 0 | 2 | 0 | 0 | 0 | -20 | -20 | |
| 24 | Lesley Thomas | 12:31 | 1-2 | 0-0 | 0-0 | 1-1 | 2 | 3 | 1 | 2 | 0 | 0 | 1 | 0 | 0 | 0 | -13 | -13 | |
| 30 | Kiarra Kennedy | 03:24 | 0-0 | 0-0 | 1-2 | 0-0 | 0-0 | 1-1 | 1 | 1 | 0 | 0 | 1 | 0 | 0 | 0 | 1 | 1 | |
| 35 | Dakieren Turner | 03:24 | 1-1 | 0-0 | 0-0 | 0-0 | 1-1 | 0-0 | 2 | 1 | 1 | 0 | 0 | 0 | 0 | 0 | 1 | 1 | |
| 12 | Asia Pearly | 02:43 | 0-0 | 0-0 | 0-0 | 0-0 | 0-0 | 0-0 | 0 | 0 | 0 | 0 | 0 | 0 | 0 | 0 | 0 | 0 | |
| 22 | Amiyaa Morgan | 02:43 | 0-0 | 0-0 | 0-0 | 0-0 | 0-0 | 0-0 | 0 | 0 | 0 | 0 | 1 | 0 | 0 | 0 | 0 | 0 | |
| Team | | | | | | | | | 5 | 6 | 11 | 0 | 0 | 3 | | | | | |
| Totals | | | 18-51 | 4-17 | 11-16 | 8 | 26 | 34 | 24 | 16 | 51 | 10 | 29 | 9 | 0 | 5 | -32 | -32 | |

Technical Fouls: NONE

| Shooting By Period | |
|---------------------|-------------|
| 1 st FG% | 6-14 42.9% |
| 3PT% | 1-2 50.0% |
| FT% | 4-4 100% |
| 2 nd FG% | 3-12 25.0% |
| 3PT% | 0-4 0.0% |
| FT% | 1-2 50% |
| 3 rd FG% | 4-14 28.6% |
| 3PT% | 2-7 28.6% |
| FT% | 3-4 75% |
| 4 th FG% | 5-11 45.5% |
| 3PT% | 1-4 25.0% |
| FT% | 3-6 50% |
| GM FG% | 18-51 35.3% |
| 3PT% | 4-17 23.5% |
| FT% | 11-16 68.8% |

Dead Ball Rebounds: 3, 0



Official Basketball Box Score - Final
Stetson at Miami (FL)
11/07/22 Watson Center, Coral Gables, Fla.
2022-23 Women's Basketball

Game Time: 11:00 AM
Game Duration: 1:55
Attendance: 3,068

Officials: Billy Smith, Tiara Cruise, Mark McKinney

| NO. | Name | Min | FG | | 3P | | FT | | Rebounds | | Fouls | | TP | AS | TO | ST | Blocks | | +/- |
|--------|------------------|---------|-------|------|-------|-----|-----|-----|----------|----|-------|----|----|----|----|----|--------|-----|-----|
| | | | M/A | M/A | M/A | M/A | OR | DR | OR | DR | PF | FD | | | | | BS | BA | |
| 11 | Skyler Treadwell | F 34:27 | 2-6 | 0-4 | 0-0 | 0-8 | 8 | 2 | 0 | 4 | 2 | 0 | 0 | 0 | 0 | 0 | 0 | -26 | -26 |
| 33 | Jaelyn Talley | F 35:32 | 5-14 | 0-2 | 5-5 | 0 | 3 | 3 | 2 | 6 | 15 | 3 | 2 | 0 | 0 | 1 | 0 | 1 | 26 |
| 1 | Jordan Peete | G 19:13 | 2-4 | 2-3 | 0-0 | 1-1 | 2 | 5 | 6 | 6 | 0 | 0 | 0 | 0 | 0 | 0 | 0 | -8 | -8 |
| 4 | Alyssa Hargrove | G 21:37 | 2-9 | 0-3 | 1-1 | 0 | 2 | 2 | 1 | 2 | 5 | 2 | 1 | 1 | 0 | 0 | -14 | -14 | |
| 5 | Kiya Turner | G 22:06 | 2-8 | 2-4 | 0-0 | 0 | 2 | 2 | 4 | 1 | 6 | 3 | 3 | 0 | 0 | 1 | -8 | -8 | |
| 23 | Khamya McNeal | 24:04 | 4-7 | 3-4 | 4-6 | 0 | 3 | 3 | 5 | 15 | 2 | 3 | 3 | 0 | 0 | 0 | -21 | -21 | |
| 2 | Sydney Goard | 12:33 | 1-2 | 0-0 | 1-1 | 2 | 1 | 2 | 1 | 2 | 2 | 1 | 0 | 0 | 0 | 0 | 0 | 0 | |
| 22 | Anabel Ellison | 21:21 | 1-5 | 1-5 | 0-0 | 0 | 1 | 1 | 2 | 0 | 3 | 2 | 3 | 0 | 0 | 0 | -16 | -16 | |
| 25 | Dejaan Schuler | 09:07 | 0-0 | 0-0 | 0-0 | 0-0 | 0-0 | 0-0 | 0 | 1 | 0 | 0 | 0 | 0 | 0 | 0 | 0 | 0 | |
| Team | | | | | | | | | 3 | 0 | 3 | | | | 0 | 4 | | | |
| Totals | | | 19-55 | 8-25 | 10-12 | 5 | 21 | 26 | 23 | 14 | 56 | 17 | 17 | 4 | 0 | 3 | -24 | -24 | |

Technical Fouls: NONE

| Shooting By Period | |
|---------------------|-------------|
| 1 st FG% | 3-13 23.1% |
| 3PT% | 3-9 37.5% |
| FT% | 1-1 100% |
| 2 nd FG% | 5-13 38.5% |
| 3PT% | 0-2 0.0% |
| FT% | 1-2 50% |
| 3 rd FG% | 7-16 43.8% |
| 3PT% | 2-8 25.0% |
| FT% | 2-3 66.7% |
| 4 th FG% | 4-13 30.8% |
| 3PT% | 3-7 42.9% |
| FT% | 6-6 100% |
| GM FG% | 19-55 34.5% |
| 3PT% | 8-25 32.0% |
| FT% | 10-12 83.3% |

Dead Ball Rebounds: 1, 0

| NO. | Name | Min | FG | | 3P | | FT | | Rebounds | | Fouls | | TP | AS | TO | ST | Blocks | | +/- |
|--------|-------------------|---------|-------|------|-------|-----|----|----|----------|----|-------|----|----|----|----|----|--------|-----|-----|
| | | | M/A | M/A | M/A | M/A | OR | DR | OR | DR | PF | FD | | | | | BS | BA | |
| 3 | Destiny Harden | F 20:39 | 5-11 | 0-2 | 3-4 | 5 | 5 | 10 | 0 | 4 | 13 | 3 | 0 | 1 | 2 | 0 | 20 | 20 | |
| 21 | Lola Pendande | F 22:14 | 2-7 | 0-0 | 1-2 | 4 | 2 | 6 | 4 | 1 | 5 | 1 | 1 | 2 | 0 | 0 | 16 | 16 | |
| 5 | Karla Erjavec | G 22:05 | 0-6 | 0-5 | 0-0 | 0 | 3 | 3 | 0 | 0 | 2 | 4 | 2 | 0 | 0 | 0 | -21 | -21 | |
| 12 | Ja'Leah Williams | G 22:19 | 6-7 | 1-2 | 1-1 | 0 | 5 | 5 | 2 | 1 | 14 | 3 | 2 | 5 | 1 | 0 | 27 | 27 | |
| 14 | Haley Cavinder | G 17:57 | 3-6 | 3-6 | 0-0 | 4 | 0 | 4 | 1 | 2 | 9 | 1 | 2 | 1 | 0 | 0 | 21 | 21 | |
| 32 | Lazaria Spearman | 18:21 | 2-7 | 0-1 | 2-3 | 3 | 1 | 4 | 3 | 4 | 6 | 1 | 3 | 2 | 0 | 0 | 20 | 20 | |
| 4 | Jasmyne Roberts | 20:16 | 4-10 | 1-4 | 3-4 | 3 | 2 | 5 | 1 | 4 | 12 | 1 | 4 | 0 | 1 | 0 | 6 | 6 | |
| 15 | Hanna Cavinder | 23:21 | 2-6 | 1-5 | 3-4 | 0 | 2 | 2 | 0 | 3 | 8 | 2 | 1 | 1 | 0 | 0 | 10 | 10 | |
| 35 | Latasha Lattimore | 10:11 | 3-5 | 0-0 | 5-7 | 4 | 1 | 5 | 1 | 4 | 11 | 1 | 1 | 0 | 1 | 0 | 15 | 15 | |
| 13 | Lashae Dwyer | 14:24 | 2-5 | 0-1 | 1-2 | 0 | 2 | 3 | 1 | 5 | 1 | 1 | 1 | 0 | 0 | 0 | 8 | 8 | |
| 0 | Kenza Salgues | 08:13 | 0-5 | 0-4 | 0-0 | 1 | 0 | 1 | 0 | 0 | 0 | 0 | 1 | 0 | 0 | 0 | -4 | -4 | |
| Team | | | | | | | | | 2 | 3 | 5 | | | | 0 | 0 | | | |
| Totals | | | 29-75 | 6-30 | 19-27 | 26 | 26 | 52 | 16 | 24 | 83 | 16 | 20 | 15 | 5 | 0 | 32 | 32 | |

Technical Fouls: NONE

| Shooting By Period | |
|---------------------|-------------|
| 1 st FG% | 7-20 35.0% |
| 3PT% | 3-9 33.3% |
| FT% | 3-7 42.9% |
| 2 nd FG% | 7-19 36.8% |
| 3PT% | 1-8 12.5% |
| FT% | 8-8 100% |
| 3 rd FG% | 10-19 52.6% |
| 3PT% | 1-5 20.0% |
| FT% | 7-7 100% |
| 4 th FG% | 5-17 29.4% |
| 3PT% | 1-8 12.5% |
| FT% | 1-2 50% |
| GM FG% | 29-75 38.7% |
| 3PT% | 6-30 20.0% |
| FT% | 19-27 70.4% |

Dead Ball Rebounds: 2, 1

| MES | MIA | Points from Turnovers | MES | MIA | Period by Period Scoring | | | | | |
|------------------|--------------------------|---------------------------|-----|-----|--------------------------|-----|-----|-----|-----|----|
| | | | | | 1st | 2nd | 3rd | 4th | TOT | |
| Biggest lead | 4 (1 st 8:13) | 37 (4 th 9:37) | 15 | 37 | | | | | | |
| Best Scoring Run | 5 (1 st 1:50) | 10 (2 nd 2:10) | 16 | 42 | MES | 17 | 7 | 13 | 14 | 51 |
| Lead Changes | 1 | 1 | | | | | | | | |
| Times Tied | 1 | 1 | | | | | | | | |
| Time with Lead | 02:40 | 35:48 | 15 | 42 | MIA | 20 | 23 | 28 | 12 | 83 |

| NO. | Name | Min | FG | | 3P | | FT | | Rebounds | | Fouls | | TP | AS | TO | ST | Blocks | | +/- |
|--------|-------------------|---------|-------|------|-------|-----|----|----|----------|----|-------|----|----|----|----|----|--------|----|-----|
| | | | M/A | M/A | M/A | M/A | OR | DR | OR | DR | PF | FD | | | | | BS | BA | |
| 3 | Destiny Harden | F 20:30 | 2-4 | 0-1 | 6-11 | 2 | 4 | 6 | 2 | 6 | 12 | 2 | 0 | 2 | 0 | 0 | 17 | 17 | |
| 21 | Lola Pendande | F 20:52 | 7-9 | 0-0 | 0-1 | 4 | 3 | 7 | 0 | 2 | 14 | 2 | 2 | 1 | 1 | 0 | 15 | 15 | |
| 5 | Karla Erjavec | G 22:41 | 2-7 | 0-3 | 2-2 | 0 | 4 | 4 | 1 | 2 | 6 | 2 | 2 | 1 | 0 | 0 | 24 | 24 | |
| 12 | Ja'Leah Williams | G 21:20 | 5-12 | 2-3 | 2-5 | 3 | 0 | 3 | 2 | 3 | 14 | 1 | 1 | 1 | 0 | 0 | 18 | 18 | |
| 14 | Haley Cavinder | G 25:54 | 6-9 | 3-4 | 3-3 | 1 | 3 | 4 | 1 | 3 | 18 | 2 | 0 | 1 | 0 | 0 | 18 | 18 | |
| 4 | Jasmyne Roberts | 15:00 | 1-3 | 1-2 | 2-2 | 1 | 2 | 3 | 1 | 1 | 5 | 0 | 0 | 0 | 1 | 0 | -3 | -3 | |
| 15 | Hanna Cavinder | 25:34 | 0-4 | 0-4 | 0-0 | 0 | 3 | 3 | 2 | 0 | 4 | 2 | 0 | 0 | 0 | 0 | 10 | 10 | |
| 32 | Lazaria Spearman | 19:08 | 2-4 | 0-0 | 3-5 | 1 | 7 | 8 | 2 | 3 | 7 | 0 | 2 | 1 | 0 | 0 | 9 | 9 | |
| 35 | Latasha Lattimore | 15:16 | 0-1 | 0-1 | 2-2 | 0 | 2 | 2 | 1 | 2 | 1 | 4 | 0 | 0 | 0 | 0 | 4 | 4 | |
| 13 | Lashae Dwyer | 13:45 | 1-3 | 0-1 | 0-0 | 0 | 1 | 1 | 0 | 2 | 2 | 1 | 0 | 0 | 0 | 0 | 8 | 8 | |
| Team | | | | | | | | | 0 | 3 | 3 | | | | 0 | 2 | | | |
| Totals | | | 26-56 | 6-19 | 22-31 | 12 | 32 | 44 | 14 | 23 | 80 | 14 | 16 | 8 | 3 | 0 | 24 | 24 | |

Technical Fouls: Team 1st 10:00

| Shooting By Period | |
|---------------------|-------------|
| 1 st FG% | 7-12 58.3% |
| 3PT% | 2-3 66.7% |
| FT% | 3-4 75% |
| 2 nd FG% | 5-10 50.0% |
| 3PT% | 0-3 0.0% |
| FT% | 5-8 62.5% |
| 3 rd FG% | 7-20 35.0% |
| 3PT% | 1-6 16.7% |
| FT% | 8-11 72.7% |
| 4 th FG% | 7-14 50.0% |
| 3PT% | 3-7 42.9% |
| FT% | 6-8 75% |
| GM FG% | 26-56 46.4% |
| 3PT% | 6-19 31.6% |
| FT% | 22-31 71.0% |

Dead Ball Rebounds: 6, 0

| STE | MIA | Points from Turnovers | STE | MIA | Period by Period Scoring | | | | | |
|------------------|---------------------------|---------------------------|-----|-----|--------------------------|-----|-----|-----|-----|----|
| | | | | | 1st | 2nd | 3rd | 4th | TOT | |
| Biggest lead | 1 (1 st 10:00) | 26 (4 th 1:14) | 10 | 26 | | | | | | |
| Best Scoring Run | 9 (3 rd 2:29) | 10 (1 st 3:32) | 18 | 34 | STE | 10 | 11 | 18 | 17 | 56 |
| Lead Changes | 1 | 1 | | | | | | | | |
| Times Tied | 0 | 0 | | | | | | | | |
| Time with Lead | 01:02 | 38:58 | 6 | 12 | MIA | 19 | 15 | 23 | 23 | 80 |



Official Basketball Box Score - Final
Boston U. at Miami (FL)
11/10/22 Watson Center, Coral Gables, Fla.
2022-23 Women's Basketball

Game Time: 1:00 PM
Game Duration: 1:43
Attendance: 1,708

Officials: Joseph Vazily, Teresa Stuck, Ashlee Goode

| NO. | Name | Min | FG | | 3P | | FT | | Rebounds | | Fouls | | TP | AS | TO | ST | Blocks | | +/- |
|-----|----------------|---------|------|-----|-----|-----|----|----|----------|----|-------|----|----|----|----|----|--------|-----|-----|
| | | | M/A | M/A | M/A | M/A | OR | DR | OR | DR | PF | FD | | | | | BS | BA | |
| 11 | Caitlin Weimar | F 31:59 | 3-10 | 0-0 | 1-2 | 3 | 4 | 7 | 2 | 5 | 7 | 4 | 3 | 0 | 0 | 2 | 0 | -38 | -38 |
| 33 | Maren Durant | F 18:49 | 1-7 | 0-0 | 0-0 | 3 | 4 | 7 | 5 | 1 | 2 | 0 | 3 | 0 | 0 | 0 | 0 | -24 | -24 |
| 14 | Sydney Johnson | G 30:01 | 4-14 | 1-3 | 2 | | | | | | | | | | | | | | |

BOX SCORES



Official Basketball Box Score - Final
Miami (FL) at DePaul
 11/20/22 Wintrust Arena, Chicago
 Miami vs. DePaul
 Game Time: 4:00 PM
 Game Duration: 2:10
 Attendance: 1,237
 Officials: Rod Creech, Ryan Durham, Alexis Pirez

| Miami (FL) - 83 | | Record: 4-1 | | | | | | | | | | | | | Shooting By Period | | | | | | |
|-----------------|-------------------|-------------|----------------------|------|-------|----------|-------|----|----|----|----|--------|-----|-----|--------------------|--------------------------|-----|-----------------|--------|-----------------|--|
| NO. | Name | Min | FG | 3P | FT | Rebounds | Fouls | TP | AS | TO | ST | Blocks | +/- | 1st | 2nd | 3rd | 4th | GM | | | |
| | | | M/A | M/A | M/A | OR | DR | PF | | | | BS | BA | FG% | FG% | FG% | FG% | FG% | | | |
| 3 | Destiny Harden | F 31:14 | 6-13 | 3-5 | 3-4 | 2 | 4 | 6 | 4 | 3 | 18 | 0 | 2 | 2 | 0 | 0 | 0 | 10 | 83.3% | | |
| 21 | Lola Pendanda | F 18:48 | 2-4 | 0-0 | 3-4 | 2 | 4 | 6 | 3 | 3 | 7 | 1 | 3 | 0 | 0 | 0 | 0 | 39 | 100.0% | | |
| 5 | Karla Erjavec | G 30:09 | 0-4 | 0-2 | 0-0 | 0 | 0 | 1 | 1 | 0 | 4 | 4 | 5 | 3 | 0 | 0 | 0 | -19 | 50% | | |
| 12 | Ja'Leah Williams | G 27:17 | 5-12 | 0-2 | 4-7 | 0 | 3 | 3 | 5 | 14 | 3 | 3 | 4 | 0 | 1 | 0 | 1 | -17 | 41.2% | | |
| 14 | Haley Cavinder | G 32:00 | 4-12 | 3-7 | 0-0 | 1 | 3 | 4 | 2 | 0 | 11 | 2 | 3 | 0 | 0 | 1 | 1 | -8 | 0.0% | | |
| 32 | Lazaria Spearman | 17:33 | 7-7 | 0-0 | 5-5 | 0 | 1 | 1 | 3 | 4 | 19 | 0 | 0 | 0 | 0 | 0 | 0 | -5 | 50.0% | | |
| 13 | Lashae Dwyer | 22:33 | 2-4 | 0-1 | 2-2 | 5 | 0 | 5 | 3 | 2 | 6 | 1 | 4 | 1 | 0 | 0 | 0 | 0 | 33.3% | | |
| 35 | Latasha Lattimore | 07:35 | 1-1 | 0-0 | 0-0 | 0 | 0 | 0 | 0 | 0 | 2 | 0 | 0 | 0 | 0 | 0 | 0 | -4 | 0.0% | | |
| 4 | Jasmyne Roberts | 08:27 | 1-1 | 1-1 | 3-4 | 0 | 0 | 3 | 3 | 1 | 2 | 6 | 0 | 1 | 0 | 0 | 0 | 3 | 75% | | |
| 15 | Hanna Cavinder | 04:24 | 0-1 | 0-0 | 0-0 | 0 | 0 | 0 | 0 | 0 | 0 | 1 | 1 | 0 | 0 | 0 | 0 | -2 | 25.0% | | |
| Team | | | | | | 3 | 2 | 5 | 0 | 0 | 0 | 0 | 0 | | | | | | 81.8% | | |
| Totals | | | 28-59 | 7-19 | 20-26 | 13 | 16 | 29 | 20 | 20 | 83 | 12 | 21 | 11 | 0 | 2 | 15 | | 47.5% | | |
| | | | Technical Fouls:NONE | | | | | | | | | | | | | GM FG% 28-59 47.5% | | 3PT% 7-19 36.8% | | FT% 20-26 76.9% | |
| | | | | | | | | | | | | | | | | Dead Ball Rebounds: 3, 0 | | | | | |

| DePaul - 98 | | Record: 2-2 | | | | | | | | | | | | | Shooting By Period | | | | | | |
|-------------|-----------------|-------------|----------------------|-------|-------|----------|-------|----|----|----|----|--------|-----|-----|--------------------|--------------------------|-----|------------------|-------|-----------------|--|
| NO. | Name | Min | FG | 3P | FT | Rebounds | Fouls | TP | AS | TO | ST | Blocks | +/- | 1st | 2nd | 3rd | 4th | GM | | | |
| | | | M/A | M/A | M/A | OR | DR | PF | | | | BS | BA | FG% | FG% | FG% | FG% | FG% | | | |
| 24 | Anesah Morrow | F 37:37 | 13-28 | 2-7 | 7-9 | 2 | 5 | 7 | 4 | 9 | 35 | 3 | 6 | 4 | 2 | 0 | 0 | 18 | 60.0% | | |
| 1 | Koko Rimmer | G 19:38 | 1-3 | 0-1 | 1-2 | 2 | 4 | 6 | 4 | 1 | 9 | 3 | 3 | 0 | 0 | 0 | 0 | 6 | 50% | | |
| 21 | Darrione Rogers | G 40:00 | 12-14 | 7-8 | 5-6 | 1 | 4 | 5 | 2 | 5 | 36 | 7 | 5 | 1 | 0 | 0 | 0 | 15 | 85.7% | | |
| 22 | Anya Peoples | G 30:36 | 5-7 | 0-2 | 2-6 | 2 | 5 | 7 | 4 | 3 | 12 | 1 | 3 | 4 | 0 | 0 | 0 | 7 | 57.1% | | |
| 35 | Kendall Holmes | G 39:13 | 1-2 | 1-2 | 0-0 | 0 | 0 | 0 | 3 | 1 | 3 | 1 | 1 | 0 | 0 | 0 | 0 | 13 | 50% | | |
| 33 | Jorie Allen | 32:08 | 3-6 | 1-3 | 2-2 | 1 | 2 | 3 | 3 | 1 | 9 | 3 | 1 | 0 | 0 | 0 | 0 | 14 | 64.3% | | |
| 0 | Tara Daye | 00:47 | 0-0 | 0-0 | 0-0 | 0 | 0 | 0 | 0 | 0 | 0 | 0 | 0 | 0 | 0 | 0 | 0 | 2 | 0.0% | | |
| Team | | | | | | 4 | 1 | 5 | 0 | 0 | 0 | 0 | 0 | | | | | | 60.0% | | |
| Totals | | | 35-60 | 11-23 | 17-25 | 12 | 21 | 33 | 20 | 20 | 98 | 18 | 20 | 9 | 2 | 0 | 15 | | 50.0% | | |
| | | | Technical Fouls:NONE | | | | | | | | | | | | | GM FG% 35-60 58.3% | | 3PT% 11-23 47.8% | | FT% 17-25 68.0% | |
| | | | | | | | | | | | | | | | | Dead Ball Rebounds: 5, 0 | | | | | |

| MIA | | DePaul | | Points from | | MIA | | DePaul | | Period by Period Scoring | | | | | | |
|------------------|--------------|---------------|---------------|-------------|----|-------------|-----|--------|-------------|--------------------------|-----|--------|----|----|----|----|
| Biggest lead | 3 (1st 5:42) | 20 (3rd 3:51) | Turnovers | 19 | 17 | 1st | 2nd | 3rd | 4th | TOT | MIA | 26 | 17 | 21 | 19 | 83 |
| Best Scoring Run | 8 (3rd 0:03) | 8 (2nd 8:40) | Paint | 36 | 32 | 2nd | 17 | 15 | Fast Breaks | 18 | 7 | DePaul | 28 | 25 | 23 | 98 |
| Lead Changes | 6 | | Second Chance | 17 | 15 | Fast Breaks | 18 | 7 | Bench | 33 | 9 | | | | | |
| Times Tied | 6 | | Bench | 33 | 9 | | | | | | | | | | | |
| Time with Lead | 01:22 | 35:35 | | | | | | | | | | | | | | |



Official Basketball Box Score - Final
Miami (FL) at Loyola Chicago
 11/22/22 Joseph J. Gentile Arena, Chicago
 2022-23 Women's Basketball
 Game Time: 6:00 PM
 Game Duration: 1:44
 Attendance: 391
 Officials: Pusari Spurlock-Welsh, Mark McClenney, Jennifer Washo

| Miami (FL) - 63 | | Record: 5-1 | | | | | | | | | | | | | Shooting By Period | | | | | | |
|-----------------|-------------------|-------------|-----------------------------------|------|-----|----------|-------|----|----|----|----|--------|-----|-----|--------------------|--------------------------|-----|-----------------|-------|---------------|--|
| NO. | Name | Min | FG | 3P | FT | Rebounds | Fouls | TP | AS | TO | ST | Blocks | +/- | 1st | 2nd | 3rd | 4th | GM | | | |
| | | | M/A | M/A | M/A | OR | DR | PF | | | | BS | BA | FG% | FG% | FG% | FG% | FG% | | | |
| 3 | Destiny Harden | F 26:20 | 5-7 | 1-2 | 1-1 | 1 | 3 | 4 | 0 | 3 | 12 | 3 | 3 | 1 | 0 | 0 | 0 | 20 | 90.0% | | |
| 21 | Lola Pendanda | F 14:46 | 5-8 | 0-0 | 0-0 | 0 | 2 | 2 | 4 | 2 | 10 | 1 | 2 | 1 | 1 | 2 | 1 | 19 | 100% | | |
| 5 | Karla Erjavec | G 25:22 | 2-6 | 1-4 | 0-0 | 0 | 2 | 2 | 1 | 1 | 5 | 4 | 0 | 1 | 0 | 0 | 0 | 17 | 46.7% | | |
| 12 | Ja'Leah Williams | G 26:14 | 3-6 | 0-0 | 0-0 | 2 | 2 | 4 | 1 | 2 | 6 | 3 | 2 | 0 | 0 | 1 | 9 | 0.0% | | | |
| 14 | Haley Cavinder | G 29:57 | 1-7 | 0-2 | 0-0 | 0 | 6 | 6 | 0 | 0 | 2 | 3 | 0 | 1 | 1 | 1 | 17 | 0.0% | | | |
| 13 | Lashae Dwyer | 17:13 | 3-5 | 0-1 | 0-0 | 1 | 4 | 5 | 1 | 1 | 6 | 1 | 2 | 0 | 0 | 0 | 7 | 60% | | | |
| 32 | Lazaria Spearman | 12:59 | 1-3 | 0-0 | 1-2 | 0 | 2 | 2 | 4 | 1 | 3 | 0 | 1 | 0 | 0 | 0 | 0 | 4 | 25.0% | | |
| 15 | Hanna Cavinder | 18:29 | 4-9 | 1-5 | 0-0 | 2 | 3 | 5 | 1 | 2 | 9 | 1 | 1 | 0 | 0 | 0 | 9 | 0.0% | | | |
| 4 | Jasmyne Roberts | 11:56 | 2-4 | 0-1 | 0-0 | 0 | 3 | 3 | 1 | 0 | 4 | 1 | 0 | 0 | 0 | 0 | 1 | -1 | 33.3% | | |
| 35 | Latasha Lattimore | 14:20 | 3-6 | 0-0 | 0-0 | 2 | 2 | 1 | 1 | 6 | 0 | 1 | 1 | 2 | 0 | 0 | 0 | 1 | 14.3% | | |
| 0 | Kenza Salgues | 02:24 | 0-1 | 0-1 | 0-0 | 0 | 1 | 1 | 1 | 0 | 0 | 0 | 0 | 0 | 0 | 0 | 0 | -2 | 50% | | |
| Team | | | | | | 2 | 3 | 5 | 0 | 0 | 0 | 0 | 0 | | | | | | 46.8% | | |
| Totals | | | 29-62 | 3-16 | 2-3 | 8 | 33 | 41 | 15 | 13 | 63 | 17 | 12 | 6 | 5 | 4 | 18 | | 36.8% | | |
| | | | Technical Fouls:Williams 4th 2:24 | | | | | | | | | | | | | GM FG% 29-62 46.8% | | 3PT% 3-16 18.8% | | FT% 2-3 66.7% | |
| | | | | | | | | | | | | | | | | Dead Ball Rebounds: 2, 0 | | | | | |

| Loyola Chicago - 45 | | Record: 1-4 | | | | | | | | | | | | | Shooting By Period | | | | | | |
|---------------------|--------------------|-------------|----------------------|------|------|----------|-------|----|----|----|----|--------|-----|-----|--------------------|--------------------------|-----|-----------------|--------|----------------|--|
| NO. | Name | Min | FG | 3P | FT | Rebounds | Fouls | TP | AS | TO | ST | Blocks | +/- | 1st | 2nd | 3rd | 4th | GM | | | |
| | | | M/A | M/A | M/A | OR | DR | PF | | | | BS | BA | FG% | FG% | FG% | FG% | FG% | | | |
| 14 | Sophia Nolan | F 21:33 | 5-9 | 1-2 | 1-1 | 2 | 2 | 4 | 1 | 2 | 12 | 1 | 1 | 1 | 1 | 1 | 1 | 10 | 18.2% | | |
| 15 | Sitori Tamin | F 28:17 | 4-14 | 0-0 | 2-6 | 1 | 8 | 9 | 1 | 8 | 10 | 1 | 2 | 2 | 1 | 2 | 1 | 2 | 0.0% | | |
| 10 | Maya Chandler | G 29:21 | 3-4 | 2-3 | 0-0 | 0 | 3 | 3 | 0 | 0 | 8 | 3 | 0 | 0 | 0 | 0 | 0 | 18 | 20.0% | | |
| 12 | Sam Galanopoulos | G 34:27 | 3-12 | 0-2 | 1-2 | 0 | 2 | 2 | 1 | 1 | 7 | 3 | 3 | 1 | 0 | 1 | 19 | 0.0% | | | |
| 22 | Anna Brown | G 15:25 | 0-4 | 0-2 | 2-2 | 1 | 1 | 2 | 3 | 0 | 2 | 1 | 4 | 0 | 0 | 1 | 7 | 33.3% | | | |
| 13 | Kira Chivers | 35:17 | 1-4 | 0-1 | 0-0 | 0 | 3 | 3 | 2 | 2 | 2 | 3 | 1 | 0 | 1 | 0 | 1 | 16 | 0.0% | | |
| 41 | Emma Nolan | 08:44 | 1-1 | 0-0 | 0-0 | 1 | 1 | 2 | 0 | 2 | 0 | 0 | 0 | 0 | 0 | 0 | 0 | 8 | 0.0% | | |
| 25 | Mallory Ramage | 13:53 | 1-6 | 0-3 | 0-0 | 1 | 0 | 1 | 0 | 0 | 2 | 0 | 0 | 0 | 0 | 0 | 0 | -1 | 50% | | |
| 24 | Whitney Dunn | 09:10 | 0-3 | 0-1 | 0-0 | 0 | 3 | 3 | 1 | 0 | 2 | 0 | 0 | 0 | 0 | 0 | 0 | -3 | 0.0% | | |
| 35 | Maddie Scarborough | 03:53 | 0-0 | 0-0 | 0-0 | 0 | 0 | 0 | 0 | 0 | 0 | 0 | 0 | 0 | 0 | 0 | 0 | -6 | 100.0% | | |
| Team | | | | | | 6 | 1 | 7 | 0 | 1 | 0 | 0 | 0 | | | | | | 66.7% | | |
| Totals | | | 18-57 | 3-14 | 6-11 | 11 | 24 | 35 | 13 | 14 | 45 | 9 | 16 | 5 | 4 | 5 | 18 | | 31.6% | | |
| | | | Technical Fouls:NONE | | | | | | | | | | | | | GM FG% 18-57 31.6% | | 3PT% 3-14 21.4% | | FT% 6-11 54.5% | |
| | | | | | | | | | | | | | | | | Dead Ball Rebounds: 0, 0 | | | | | |

| MIA | | LUC | | Points from | | MIA | | LUC | | Period by Period Scoring | | | | | | | | | | |
|------------------|---------------|---------------|---------------|-------------|----|-------------|-----|-----|-------------|--------------------------|-----|--------|----|----|-----|----|---|----|----|----|
| Biggest lead | 24 (4th 6:45) | 0 (1st 10:00) | Turnovers | 17 | 6 | 1st | 2nd | 3rd | 4th | TOT | MIA | 20 | 14 | 15 | 14 | 63 | | | | |
| Best Scoring Run | 17 (1st 1:38) | 7 (3rd 3:33) | Paint | 44 | 24 | 2nd | 10 | 11 | Fast Breaks | 15 | 5 | DePaul | 28 | 6 | LUC | 4 | 7 | 21 | 13 | 45 |
| Lead Changes | 0 | | Second Chance | 10 | 11 | Fast Breaks | 15 | 5 | Bench | 28 | 6 | | | | | | | | | |
| Times Tied | 0 | | Bench | 28 | 6 | | | | | | | | | | | | | | | |
| Time with Lead | 37:03 | 00:00 | | | | | | | | | | | | | | | | | | |



Official Basketball Box Score - Final
N.C. A&T at Miami (FL)
 11/25/22 Watson Center, Coral Gables, Fla.
 2022-23 Women's Basketball
 Game Time: 3:00 PM
 Game Duration: 2:07
 Attendance: 1,695
 Officials: Thomas Donaher, Mark Resch, Angelica Suffer

| N.C. A&T - 54 | | Record: 3-2 | | | | | | | | | | | | | Shooting By Period | | | | |
|---------------|---------------|-------------|------|-----|-----|----------|-------|----|----|----|----|--------|-----|-----|--------------------|-----|-----|-----|-------|
| NO. | Name | Min | FG | 3P | FT | Rebounds | Fouls | TP | AS | TO | ST | Blocks | +/- | 1st | 2nd | 3rd | 4th | GM | |
| | | | M/A | M/A | M/A | OR | DR | PF | | | | BS | BA | FG% | FG% | FG% | FG% | FG% | |
| 20 | Talia Davis | F 21:07 | 2-3 | 2-3 | 0-0 | 0 | 0 | 0 | 3 | 1 | 6 | 3 | 1 | 0 | 0 | 0 | 0 | 17 | 37.5% |
| 40 | Jazmin Harris | C 26:11 | 9-11 | 0-0 | 0-1 | 0 | 5 | 5 | 2 | 2 | 18 | 0 | 2 | 0 | 1 | 0 | 0 | 25 | 25% |
| 10 | D Mya Tucker | G 19:07 | 0-4 | 0-2 | 0-0 | 0 | 1 | 1 | 0 | 2 | 0 | 3 | 0 | 0 | 0 | 0 | 0 | -24 | 0.0% |
| 21 | Jordyn Dorsey | G 33:51 | 1-6 | 0-2 | | | | | | | | | | | | | | | |

BOX SCORES



Official Basketball Box Score - Final
Michigan at Miami (FL)
12/01/22 Watson Center, Coral Gables, Fla.
2022-23 Women's Basketball

Game Time: 9:00 PM
Game Duration: 2:10
Attendance: 1,830

Officials: Karen Preato, Kate Lukanich, Talisa Green

| NO. | Name | Min | FG | 3P | FT | Rebounds | | Fouls | | TP | AS | TO | ST | Blocks | | +/- |
|---------------|---------------------|---------|--------------|-------------|--------------|----------|-----------|-----------|-----------|-----------|-----------|-----------|-----------|-----------|----------|----------|
| | | | | | | OR | DR | PF | FD | | | | | BS | BA | |
| 33 | Emily Kiser | F 37:06 | 6-11 | 1-3 | 7-8 | 0 | 4 | 4 | 2 | 10 | 3 | 3 | 1 | 1 | 0 | 13 |
| 44 | Cameron Williams | F 14:14 | 2-5 | 0-0 | 0-0 | 2 | 1 | 1 | 2 | 1 | 4 | 0 | 3 | 0 | 0 | 31 |
| 3 | Maddie Nolan | G 36:44 | 2-5 | 2-4 | 0-0 | 3 | 3 | 3 | 0 | 6 | 2 | 1 | 2 | 0 | 0 | 5 |
| 5 | Laila Phelia | G 38:59 | 4-11 | 0-1 | 4-4 | 0 | 0 | 0 | 1 | 2 | 12 | 5 | 2 | 3 | 2 | 14 |
| 32 | Leigha Brown | G 34:44 | 7-11 | 0-1 | 12-12 | 0 | 4 | 4 | 1 | 9 | 26 | 4 | 5 | 2 | 0 | 9 |
| 30 | Elise Stuck | 04:04 | 0-0 | 0-0 | 0-0 | 0 | 0 | 0 | 0 | 0 | 0 | 0 | 0 | 0 | 0 | 6 |
| 11 | Greta Kampschroeder | 17:34 | 1-2 | 1-2 | 0-0 | 0 | 0 | 0 | 4 | 3 | 3 | 3 | 1 | 0 | 0 | 11 |
| 20 | Alyssa Crockett | 15:46 | 2-2 | 0-0 | 1-2 | 0 | 1 | 1 | 3 | 1 | 5 | 0 | 0 | 1 | 1 | 2 |
| 10 | Jordan Hobbs | 00:49 | 0-0 | 0-0 | 0-0 | 0 | 0 | 0 | 1 | 0 | 0 | 0 | 0 | 0 | 0 | -1 |
| Team | | | | | | 3 | 5 | 8 | | 0 | 2 | | 2 | | | |
| Totals | | | 24-47 | 4-11 | 24-26 | 3 | 18 | 21 | 17 | 26 | 76 | 17 | 19 | 10 | 4 | 3 |

Technical Fouls: Coach 2nd 4:37

| Shooting By Period | |
|---------------------|-------------|
| 1 st FG% | 6-13 46.2% |
| 3PT% | 1-3 33.3% |
| FT% | 8-9 100% |
| 2 nd FG% | 6-11 54.5% |
| 3PT% | 0-2 0.0% |
| FT% | 1-2 50% |
| 3 rd FG% | 6-14 42.9% |
| 3PT% | 2-5 40.0% |
| FT% | 5-6 83.3% |
| 4 th FG% | 6-9 66.7% |
| 3PT% | 1-1 100.0% |
| FT% | 10-10 100% |
| GM FG% | 24-47 51.1% |
| 3PT% | 4-11 36.4% |
| FT% | 24-26 92.3% |

Dead Ball Rebounds: 2, 0



Official Basketball Box Score - Final
North Florida at Miami (FL)
12/04/22 Watson Center, Coral Gables
2022-23 Women's Basketball

Game Time: 2:00 PM
Game Duration: 1:45
Attendance: 1,591

Officials: Denise Brooks, Roy Jackson, Erika Herrera

| NO. | Name | Min | FG | 3P | FT | Rebounds | | Fouls | | TP | AS | TO | ST | Blocks | | +/- |
|---------------|--------------------|---------|--------------|-------------|------------|----------|-----------|-----------|-----------|-----------|-----------|----------|-----------|----------|----------|------------|
| | | | | | | OR | DR | PF | FD | | | | | BS | BA | |
| 40 | Emma Broemmann | F 20:24 | 2-3 | 0-0 | 0-1 | 2 | 2 | 4 | 4 | 2 | 4 | 0 | 3 | 3 | 0 | 0 |
| 3 | Brianna Livingston | G 20:18 | 5-8 | 0-1 | 0-0 | 0 | 3 | 3 | 0 | 10 | 1 | 2 | 1 | 1 | 1 | 17 |
| 5 | Helena Rafnsdottir | G 16:35 | 0-1 | 0-1 | 0-0 | 2 | 2 | 4 | 4 | 1 | 0 | 0 | 2 | 0 | 0 | -7 |
| 12 | Kaila Rougier | G 28:15 | 1-8 | 0-2 | 1-3 | 0 | 3 | 3 | 1 | 4 | 3 | 1 | 7 | 0 | 0 | -15 |
| 22 | Lytic Swann | G 36:16 | 6-13 | 0-5 | 0-0 | 0 | 0 | 0 | 0 | 3 | 12 | 6 | 7 | 2 | 0 | -35 |
| 4 | Sarah Taub | 20:10 | 0-2 | 0-0 | 0-0 | 0 | 1 | 1 | 2 | 1 | 2 | 1 | 1 | 0 | 0 | -29 |
| 21 | Elysa Wesolek | 16:52 | 2-3 | 1-2 | 0-0 | 1 | 2 | 3 | 4 | 1 | 5 | 0 | 2 | 1 | 0 | -11 |
| 10 | Maddie Millar | 11:05 | 1-1 | 1-1 | 0-0 | 0 | 0 | 0 | 0 | 0 | 3 | 0 | 1 | 0 | 0 | -20 |
| 23 | Ja'Leah Swann | 17:21 | 3-4 | 2-2 | 0-0 | 3 | 3 | 1 | 0 | 8 | 0 | 2 | 0 | 0 | 0 | -25 |
| 13 | Selma Eklund | 06:30 | 0-1 | 0-0 | 0-0 | 0 | 0 | 0 | 0 | 1 | 0 | 0 | 0 | 0 | 0 | -12 |
| 1 | Kristy Hamze | 06:14 | 0-0 | 0-0 | 0-0 | 0 | 0 | 0 | 0 | 0 | 0 | 0 | 0 | 0 | 0 | -12 |
| Team | | | | | | 1 | 2 | 3 | | 0 | 3 | | 0 | | | |
| Totals | | | 20-44 | 4-14 | 1-4 | 6 | 18 | 24 | 16 | 13 | 45 | 9 | 30 | 7 | 1 | -40 |

Technical Fouls: NONE

| Shooting By Period | |
|---------------------|------------|
| 1 st FG% | 6-10 60.0% |
| 3PT% | 0-2 0.0% |
| FT% | 0-1 0% |
| 2 nd FG% | 5-12 41.7% |
| 3PT% | 1-6 16.7% |
| FT% | 0-0 0% |
| 3 rd FG% | 3-10 30.0% |
| 3PT% | 2-4 50.0% |
| FT% | 1-3 33.3% |
| 4 th FG% | 6-12 50.0% |
| 3PT% | 1-2 50.0% |
| 3PT% | 4-14 28.6% |
| FT% | 1-4 25.0% |

Dead Ball Rebounds: 1, 0

Miami (FL) - 64

Record: 6-3

| NO. | Name | Min | FG | 3P | FT | Rebounds | | Fouls | | TP | AS | TO | ST | Blocks | | +/- |
|---------------|-------------------|---------|--------------|-------------|--------------|-----------|-----------|-----------|-----------|-----------|-----------|-----------|-----------|----------|----------|------------|
| | | | | | | OR | DR | PF | FD | | | | | BS | BA | |
| 3 | Destiny Harden | F 25:44 | 5-10 | 3-6 | 0-0 | 2 | 2 | 4 | 4 | 2 | 13 | 3 | 4 | 2 | 0 | 0 |
| 21 | Lola Pendande | F 17:52 | 2-4 | 0-0 | 2-4 | 4 | 0 | 4 | 5 | 2 | 6 | 1 | 2 | 2 | 0 | 0 |
| 5 | Karla Erjavac | G 27:54 | 2-4 | 0-2 | 0-0 | 1 | 1 | 1 | 1 | 4 | 0 | 5 | 0 | 0 | 0 | 0 |
| 12 | Ja'Leah Williams | G 21:37 | 0-6 | 0-1 | 0-0 | 3 | 3 | 4 | 0 | 0 | 2 | 7 | 1 | 0 | 2 | 0 |
| 14 | Haley Cavinder | G 36:26 | 6-13 | 0-3 | 5-6 | 0 | 6 | 6 | 2 | 5 | 17 | 3 | 2 | 1 | 0 | -6 |
| 13 | Lashae Dwyer | 29:21 | 5-10 | 0-1 | 2-6 | 4 | 4 | 8 | 4 | 12 | 0 | 3 | 3 | 1 | 1 | -5 |
| 32 | Lazaria Spearman | 22:08 | 2-5 | 0-0 | 3-4 | 7 | 4 | 4 | 0 | 2 | 3 | 0 | 0 | 0 | 0 | -11 |
| 35 | Latasha Lattimore | 08:24 | 2-4 | 0-0 | 1-1 | 1 | 2 | 0 | 1 | 5 | 0 | 1 | 0 | 2 | 0 | 0 |
| 15 | Hanna Cavinder | 03:25 | 0-0 | 0-0 | 0-0 | 0 | 0 | 0 | 0 | 0 | 0 | 0 | 0 | 0 | 0 | -6 |
| 4 | Jasmyne Roberts | 07:09 | 0-1 | 0-1 | 3-4 | 0 | 1 | 1 | 2 | 3 | 0 | 1 | 0 | 0 | 0 | -3 |
| Team | | | | | | 2 | 1 | 3 | | 0 | 0 | | 0 | | | |
| Totals | | | 24-57 | 3-14 | 13-21 | 19 | 20 | 39 | 26 | 17 | 64 | 11 | 28 | 9 | 3 | -12 |

Technical Fouls: NONE

| Shooting By Period | |
|---------------------|-------------|
| 1 st FG% | 6-14 42.9% |
| 3PT% | 0-0 0.0% |
| FT% | 1-2 50% |
| 2 nd FG% | 5-11 45.5% |
| 3PT% | 0-2 0.0% |
| FT% | 8-11 72.7% |
| 3 rd FG% | 5-16 31.3% |
| 3PT% | 1-3 33.3% |
| FT% | 2-2 100% |
| 4 th FG% | 8-16 50.0% |
| 3PT% | 2-9 22.2% |
| FT% | 2-6 33.3% |
| GM FG% | 24-57 42.1% |
| 3PT% | 3-14 21.4% |
| FT% | 13-21 61.9% |

Dead Ball Rebounds: 4, 0

Miami (FL) - 85

Record: 7-3

| NO. | Name | Min | FG | 3P | FT | Rebounds | | Fouls | | TP | AS | TO | ST | Blocks | | +/- |
|---------------|------------------|---------|--------------|--------------|--------------|-----------|-----------|-----------|-----------|-----------|-----------|-----------|-----------|-----------|----------|------------|
| | | | | | | OR | DR | PF | FD | | | | | BS | BA | |
| 3 | Destiny Harden | F 21:46 | 3-6 | 2-3 | 1-2 | 0 | 4 | 4 | 1 | 9 | 2 | 3 | 1 | 0 | 0 | |
| 21 | Lola Pendande | F 23:47 | 3-4 | 0-0 | 1-2 | 1 | 2 | 3 | 0 | 4 | 3 | 2 | 1 | 1 | 0 | |
| 5 | Karla Erjavac | G 20:55 | 0-6 | 0-4 | 0-0 | 0 | 0 | 0 | 0 | 1 | 0 | 0 | 0 | 0 | 0 | |
| 12 | Ja'Leah Williams | G 18:35 | 3-6 | 1-2 | 1-2 | 2 | 2 | 4 | 3 | 1 | 8 | 1 | 5 | 0 | 1 | |
| 14 | Haley Cavinder | G 26:32 | 3-9 | 2-6 | 2-3 | 4 | 1 | 5 | 1 | 3 | 10 | 4 | 1 | 2 | 0 | |
| 32 | Lazaria Spearman | 16:13 | 1-1 | 0-0 | 2-2 | 2 | 2 | 4 | 3 | 3 | 4 | 2 | 0 | 0 | 0 | |
| 13 | Lashae Dwyer | 22:19 | 1-1 | 0-0 | 2-2 | 1 | 1 | 0 | 3 | 2 | 2 | 0 | 2 | 0 | 0 | |
| 15 | Hanna Cavinder | 20:40 | 4-7 | 2-4 | 1-1 | 1 | 3 | 4 | 1 | 11 | 2 | 2 | 0 | 0 | 0 | |
| 4 | Jasmyne Roberts | 18:46 | 3-7 | 1-3 | 1-1 | 1 | 1 | 2 | 1 | 8 | 4 | 0 | 4 | 0 | 0 | |
| 0 | Kenza Salgues | 10:27 | 3-6 | 2-5 | 0-0 | 0 | 1 | 1 | 0 | 8 | 0 | 1 | 0 | 0 | 1 | |
| Team | | | | | | 3 | 4 | 7 | | 0 | 1 | | 0 | | | |
| Totals | | | 31-63 | 12-32 | 11-15 | 15 | 20 | 35 | 13 | 16 | 85 | 21 | 14 | 18 | 1 | -40 |

Technical Fouls: NONE

| Shooting By Period | |
|---------------------|-------------|
| 1 st FG% | 7-14 50.0% |
| 3PT% | 1-4 25.0% |
| FT% | 4-6 66.7% |
| 2 nd FG% | 10-19 52.6% |
| 3PT% | 4-8 50.0% |
| FT% | 2-2 100% |
| 3 rd FG% | 4-14 28.6% |
| 3PT% | 3-11 27.3% |
| FT% | 4-6 66.7% |
| 4 th FG% | 10-16 62.5% |
| 3PT% | 4-9 44.4% |
| FT% | 1-1 100% |
| GM FG% | 31-63 49.2% |
| 3PT% | 12-32 37.5% |
| FT% | 11-15 73.3% |

Dead Ball Rebounds: 3, 0

| | MIC | MIA |
|-------------------------|---------------------------|---------------------------|
| Biggest lead | 16 (4 th 5:29) | 2 (2 nd 4:37) |
| Best Scoring Run | 8 (2 nd 2:00) | 11 (2 nd 4:37) |
| Lead Changes | 2 | 11 |
| Times Tied | 5 | 2 |
| Time with Lead | 36:12 | 00:17 |

| Points from | MIC | MIA | Period by Period Scoring | | | | |
|---------------|-----|-----|--------------------------|-----|-----|-----|-----|
| | | | 1st | 2nd | 3rd | 4th | TOT |
| Turnovers | 28 | 11 | | | | | |
| Paint | 28 | 32 | | | | | |
| Second Chance | 4 | 16 | | | | | |
| Fast Breaks | 3 | 2 | | | | | |
| Bench | 8 | 24 | | | | | |

| | UNF | MIA | Period by Period Scoring | | | | |
|---------------|-----|-----|--------------------------|-----|-----|-----|-----|
| | | | 1st | 2nd | 3rd | 4th | TOT |
| Turnovers | 10 | 34 | | | | | |
| Paint | 22 | 30 | | | | | |
| Second Chance | 2 | 15 | | | | | |
| Fast Breaks | 5 | 18 | | | | | |
| Bench | 16 | 51 | | | | | |



Official Basketball Box Score - Final
Florida at Miami (FL)
12/01/22 Watson Center, Coral Gables, Fla.
2022-23 Women's Basketball

BOX SCORES



Official Basketball Box Score - Final
Notre Dame at Miami (FL)
 12/29/23 Watson Center, Coral Gables, Fla.
 2022-23 Women's Basketball

Game Time: 6:00 PM
 Game Duration: 1:56
 Attendance: 2,153

Officials: Eric Brewton, Edward Sidlasky, Fatou Cissoko-Stephens

| NO. Name | Min | FG | | 3P | | FT | | Rebounds | | Fouls | | TP | AS | TO | ST | Blocks | | +/- |
|---------------------|---------|-------|------|------|-----|-------|-----|----------|----|-------|----|----|----|----|----|--------|----|-----|
| | | M/A | A/A | M/A | A/A | OR | DR | PF | FF | BS | BA | | | | | | | |
| 1 Maddy Westbeld | F 30:36 | 7-11 | 1-2 | 0-0 | 2-3 | 1-1 | 3-1 | 15 | 4 | 4 | 2 | 3 | 0 | 0 | 0 | 0 | 0 | 8 |
| 22 Kylee Watson | F 16:07 | 1-2 | 0-0 | 0-0 | 0-3 | 3-3 | 0-0 | 2 | 0 | 3 | 0 | 0 | 0 | 0 | 0 | 0 | 2 | |
| 1 Dara Mabrey | G 35:08 | 2-10 | 2-7 | 1-2 | 0-1 | 1-1 | 2-7 | 5 | 0 | 3 | 0 | 0 | 0 | 0 | 0 | 0 | 2 | |
| 5 Olivia Miles | G 36:58 | 4-10 | 0-1 | 4-4 | 0-8 | 8-8 | 2-5 | 12 | 9 | 5 | 0 | 0 | 0 | 0 | 0 | 2 | 2 | |
| 11 Sonia Citron | G 35:11 | 5-8 | 1-3 | 2-3 | 0-1 | 1-1 | 0-2 | 13 | 3 | 3 | 2 | 2 | 0 | 0 | 0 | 0 | 7 | |
| 33 Lauren Ebo | 28:58 | 5-10 | 0-0 | 1-4 | 3-7 | 10-10 | 2-6 | 11 | 1 | 2 | 0 | 0 | 1 | 0 | 0 | 0 | 0 | |
| 14 KK Bransford | 14:15 | 3-7 | 0-0 | 0-2 | 0-1 | 1-1 | 0-2 | 6 | 1 | 2 | 0 | 0 | 0 | 0 | 0 | 0 | -2 | |
| 4 Cassandre Prosper | 03:17 | 0-0 | 0-0 | 0-0 | 0-1 | 1-1 | 0-0 | 0 | 0 | 1 | 0 | 0 | 0 | 1 | 0 | 0 | -2 | |
| Team | | | | | | | | 4 | 2 | 6 | | | | | | | | |
| Totals | | 27-58 | 4-13 | 8-15 | 9 | 33 | 42 | 11 | 18 | 66 | 23 | 22 | 4 | 7 | 2 | 3 | 0 | |

| Shooting By Period | |
|--------------------|-------------|
| 1st FG% | 8-14 57.1% |
| 3PT% | 1-3 33.3% |
| FT% | 4-4 100% |
| 2nd FG% | 7-14 50.0% |
| 3PT% | 2-4 50.0% |
| FT% | 4-9 44.4% |
| 3rd FG% | 6-16 37.5% |
| 3PT% | 0-3 0.0% |
| FT% | 0-2 0.0% |
| 4th FG% | 6-14 42.9% |
| 3PT% | 1-3 33.3% |
| FT% | 0-0 0.0% |
| GM FG% | 27-58 46.6% |
| 3PT% | 4-13 30.8% |
| FT% | 8-15 53.3% |

Technical Fouls: NONE

Dead Ball Rebounds: 3.1

| NO. Name | Min | FG | | 3P | | FT | | Rebounds | | Fouls | | TP | AS | TO | ST | Blocks | | +/- |
|---------------------|---------|-------|------|-------|-----|-----|----|----------|----|-------|----|----|----|----|----|--------|-----|-----|
| | | M/A | A/A | M/A | A/A | OR | DR | PF | FF | BS | BA | | | | | | | |
| 3 Destiny Harden | F 28:31 | 5-13 | 0-6 | 2-3 | 7-9 | 4-2 | 12 | 2 | 1 | 5 | 0 | 0 | 0 | 0 | 0 | 0 | -9 | |
| 21 Lola Pendande | F 22:24 | 4-9 | 0-0 | 0-0 | 2-2 | 3-1 | 8 | 0 | 2 | 2 | 1 | 0 | 0 | 0 | 0 | 0 | -13 | |
| 5 Karla Erjavac | G 37:56 | 3-10 | 0-3 | 0-0 | 0-3 | 3-1 | 0 | 6 | 3 | 2 | 0 | 1 | 0 | 0 | 0 | 0 | -7 | |
| 12 Ja'Leah Williams | G 23:28 | 0-4 | 0-0 | 0-0 | 2-2 | 3-0 | 0 | 3 | 2 | 1 | 0 | 2 | 0 | 0 | 0 | 0 | -10 | |
| 14 Haley Cavinder | G 35:39 | 4-13 | 2-3 | 2-2 | 3-5 | 1-1 | 12 | 2 | 1 | 0 | 0 | 0 | 0 | 0 | 0 | 1 | 5 | |
| 13 Lashae Dwyer | 22:57 | 4-9 | 0-1 | 2-3 | 3-5 | 1-2 | 10 | 2 | 1 | 3 | 0 | 0 | 0 | 0 | 0 | 0 | 3 | |
| 32 Lazaria Spearman | 08:31 | 2-3 | 0-0 | 0-0 | 1-1 | 2-4 | 0 | 1 | 0 | 1 | 0 | 0 | 0 | 0 | 0 | 0 | 0 | |
| 4 Jasmynne Roberts | 13:29 | 2-8 | 0-1 | 3-4 | 4-6 | 2-2 | 7 | 1 | 2 | 0 | 0 | 0 | 0 | 0 | 0 | 0 | 6 | |
| 44 Kyla Oldacre | 09:05 | 1-3 | 0-0 | 2-2 | 1-1 | 2-2 | 4 | 0 | 0 | 0 | 0 | 0 | 0 | 0 | 0 | 0 | 1 | |
| Team | | | | | | | | 2 | 0 | 2 | | | | | | | | |
| Totals | | 25-72 | 2-14 | 11-14 | 14 | 23 | 37 | 18 | 11 | 63 | 13 | 13 | 15 | 2 | 7 | 3 | 0 | |

| Shooting By Period | |
|--------------------|-------------|
| 1st FG% | 6-17 35.3% |
| 3PT% | 0-3 0.0% |
| FT% | 1-2 50% |
| 2nd FG% | 6-16 37.5% |
| 3PT% | 1-3 33.3% |
| FT% | 5-6 83.3% |
| 3rd FG% | 10-19 52.6% |
| 3PT% | 0-2 0.0% |
| FT% | 2-2 100% |
| 4th FG% | 3-20 15.0% |
| 3PT% | 1-6 16.7% |
| FT% | 3-4 75% |
| GM FG% | 25-72 34.7% |
| 3PT% | 2-14 14.3% |
| FT% | 11-14 78.6% |

Technical Fouls: NONE

Dead Ball Rebounds: 2.3

| | UNC | | MIA | |
|------------------|---------------|--------------|-----|-----|
| | 1st | 2nd | 3rd | 4th |
| Biggest lead | 13 (1st 2:44) | 3 (4th 9:26) | | |
| Best Scoring Run | 11 (1st 5:08) | 9 (2nd 9:08) | | |
| Lead Changes | 3 | | | |
| Times Tied | 7 | | | |
| Time with Lead | 30:20 | 02:37 | | |



Official Basketball Box Score - Final
North Carolina at Miami (FL)
 01/05/23 Watson Center, Coral Gables, Fla.
 2022-23 Women's Basketball

Game Time: 6:00 PM
 Game Duration: 1:56
 Attendance: 3,044

Officials: Carla Fountain, Bruce Morris, Rod Creech

| NO. Name | Min | FG | | 3P | | FT | | Rebounds | | Fouls | | TP | AS | TO | ST | Blocks | | +/- |
|-------------------------|---------|-------|------|------|-----|-----|----|----------|----|-------|----|----|----|----|----|--------|-----|-----|
| | | M/A | A/A | M/A | A/A | OR | DR | PF | FF | BS | BA | | | | | | | |
| 31 Anya Poole | F 12:23 | 0-1 | 0-0 | 0-0 | 3-4 | 7-4 | 4 | 1 | 0 | 2 | 2 | 1 | 0 | 0 | 0 | 0 | -7 | |
| 1 Alyssa Usiby | G 34:43 | 4-13 | 2-4 | 1-2 | 3-5 | 8-1 | 11 | 3 | 2 | 2 | 0 | 0 | 0 | 0 | 0 | 0 | -7 | |
| 3 Kennedy Todd-Williams | G 35:38 | 6-12 | 1-3 | 0-0 | 2-1 | 3-3 | 13 | 3 | 1 | 0 | 0 | 0 | 0 | 0 | 0 | 0 | -13 | |
| 10 Eva Hodgson | G 33:34 | 2-9 | 2-8 | 3-3 | 0-2 | 2-2 | 3 | 9 | 1 | 2 | 3 | 0 | 0 | 0 | 0 | 0 | -2 | |
| 25 Deja Kelly | G 40:00 | 7-18 | 1-6 | 4-8 | 0-2 | 2-2 | 2 | 19 | 3 | 2 | 0 | 0 | 0 | 0 | 0 | 0 | -4 | |
| 13 Teonni Key | 03:27 | 0-0 | 0-0 | 0-0 | 0-0 | 0-0 | 1 | 0 | 0 | 0 | 0 | 0 | 0 | 0 | 0 | 0 | -1 | |
| 20 Destiny Adams | 13:29 | 0-1 | 0-1 | 0-0 | 1-3 | 4-2 | 0 | 0 | 0 | 1 | 0 | 0 | 0 | 0 | 0 | 0 | 11 | |
| 2 Paulina Paris | 19:29 | 2-6 | 2-5 | 0-0 | 2-2 | 2-2 | 6 | 1 | 4 | 0 | 0 | 0 | 0 | 0 | 0 | 0 | 1 | |
| 0 Alexandra Zelaya | 07:17 | 0-0 | 0-0 | 0-0 | 1-0 | 1-1 | 0 | 1 | 0 | 0 | 0 | 0 | 0 | 0 | 0 | 0 | 2 | |
| Team | | | | | | | | 0 | 2 | 2 | | | | | | | | |
| Totals | | 21-80 | 8-27 | 8-13 | 10 | 21 | 31 | 16 | 18 | 58 | 12 | 15 | 8 | 1 | 0 | 0 | -4 | |

| Shooting By Period | |
|--------------------|-------------|
| 1st FG% | 5-13 38.5% |
| 3PT% | 3-8 37.5% |
| FT% | 0-0 0.0% |
| 2nd FG% | 7-15 46.7% |
| 3PT% | 3-7 42.9% |
| FT% | 0-2 0.0% |
| 3rd FG% | 3-15 20.0% |
| 3PT% | 0-3 0.0% |
| FT% | 3-5 60% |
| 4th FG% | 6-17 35.3% |
| 3PT% | 2-9 22.2% |
| FT% | 5-6 83.3% |
| GM FG% | 21-80 26.3% |
| 3PT% | 8-27 29.6% |
| FT% | 8-13 61.5% |

Technical Fouls: NONE

Dead Ball Rebounds: 5.1

| NO. Name | Min | FG | | 3P | | FT | | Rebounds | | Fouls | | TP | AS | TO | ST | Blocks | | +/- |
|------------------------------|---------|-------|------|-------|-----|-----|----|----------|----|-------|----|----|----|----|----|--------|----|-----|
| | | M/A | A/A | M/A | A/A | OR | DR | PF | FF | BS | BA | | | | | | | |
| 21 Lola Pendande | F 16:45 | 2-4 | 0-0 | 0-0 | 2-2 | 2-2 | 4 | 0 | 6 | 1 | 0 | 0 | 0 | 0 | 0 | 0 | 0 | 4 |
| 4 Jasmynne Roberts | G 27:11 | 2-6 | 2-4 | 4-4 | 1-8 | 9-5 | 10 | 2 | 3 | 1 | 0 | 0 | 0 | 0 | 0 | 0 | 0 | 7 |
| 5 Karla Erjavac | G 24:51 | 3-8 | 1-4 | 0-0 | 0-0 | 0-1 | 7 | 3 | 3 | 0 | 0 | 0 | 0 | 0 | 0 | 0 | 0 | -4 |
| 12 Ja'Leah Williams | G 27:36 | 3-8 | 0-0 | 0-0 | 2-2 | 1-3 | 6 | 2 | 2 | 1 | 0 | 0 | 0 | 0 | 0 | 0 | 9 | |
| 14 Haley Cavinder | G 39:34 | 5-12 | 2-4 | 4-4 | 1-3 | 4-2 | 3 | 16 | 3 | 2 | 2 | 1 | 0 | 0 | 1 | 4 | 0 | |
| 44 Kyla Oldacre | 12:31 | 1-3 | 0-0 | 0-0 | 1-2 | 3-2 | 0 | 2 | 1 | 2 | 3 | 0 | 0 | 0 | 0 | 0 | 0 | |
| 32 Lazaria Spearman | 20:52 | 2-4 | 0-1 | 3-6 | 2-5 | 7-4 | 7 | 0 | 1 | 1 | 0 | 0 | 0 | 0 | 0 | 0 | -5 | |
| 13 Lashae Dwyer | 02:50 | 0-0 | 0-0 | 0-0 | 0-0 | 2-1 | 0 | 0 | 0 | 1 | 0 | 0 | 0 | 0 | 0 | 0 | -3 | |
| 1 Moulayna Johnson Sidi Baba | 04:49 | 0-0 | 0-0 | 1-2 | 0-2 | 0-1 | 1 | 0 | 0 | 0 | 0 | 0 | 0 | 0 | 0 | 0 | 4 | |
| 15 Hanna Cavinder | 22:59 | 3-6 | 3-5 | 0-0 | 0-3 | 3-0 | 0 | 9 | 2 | 0 | 0 | 0 | 0 | 0 | 0 | 0 | -1 | |
| Team | | | | | | | | 0 | 3 | 3 | | | | | | | | |
| Totals | | 21-51 | 8-18 | 12-16 | 7 | 28 | 35 | 18 | 16 | 62 | 13 | 20 | 9 | 0 | 1 | 4 | 0 | |

| Shooting By Period | |
|--------------------|-------------|
| 1st FG% | 6-12 50.0% |
| 3PT% | 1-4 25.0% |
| FT% | 4-4 100% |
| 2nd FG% | 5-13 38.5% |
| 3PT% | 3-5 60.0% |
| FT% | 2-2 100% |
| 3rd FG% | 6-14 42.9% |
| 3PT% | 2-6 33.3% |
| FT% | 0-0 0.0% |
| 4th FG% | 4-12 33.3% |
| 3PT% | 2-3 66.7% |
| FT% | 6-10 60% |
| GM FG% | 21-51 41.2% |
| 3PT% | 8-18 44.4% |
| FT% | 12-16 75.0% |

Technical Fouls: NONE

Dead Ball Rebounds: 5.1

| | UNC | | MIA | |
|------------------|---------------|---------------|-----|-----|
| | 1st | 2nd | 3rd | 4th |
| Biggest lead | 1 (1st 8:20) | 10 (2nd 5:53) | | |
| Best Scoring Run | 11 (2nd 2:59) | 8 (2nd 5:53) | | |
| Lead Changes | 9 | | | |
| Times Tied | 1 | | | |
| Time with Lead | 02:16 | 36:47 | | |



Official Basketball Box Score - Final
Miami (FL) at Pitt
 01/01/23 Petersen Events Center, Pittsburgh
 Pitt vs. Miami

Game Time: 2:00 PM
 Game Duration: 1:56
 Attendance: 636

Officials: Meadow Overstreet, John Capolino, Krystle Apellert

| NO. Name | Min | FG | | 3P | | FT | | Rebounds | | Fouls | | TP | AS | TO | ST | Blocks | | +/- |
|---------------------|---------|------|-----|-----|-----|-----|----|----------|----|-------|----|----|----|----|----|--------|---|-----|
| | | M/A | A/A | M/A | A/A | OR | DR | PF | FF | BS | BA | | | | | | | |
| 3 Destiny Harden | F 30:35 | 2-6 | 0-0 | 0-0 | 1-3 | 4-2 | 0 | 4 | 2 | 2 | 1 | 0 | 0 | 0 | 0 | 0 | 1 | |
| 21 Lola Pendande | F 29:02 | 7-10 | 0-0 | 4-5 | 1-2 | 3-4 | 2 | 4 | 18 | 1 | 4 | 2 | 1 | 0 | 0 | 0 | 1 | |
| 5 Karla Erjavac | G 22:27 | 1-6 | 1-5 | 1-2 | 1-1 | 2-2 | 3 | 4 | 2 | 1 | 1 | 0 | 0 | 0 | 0 | 0 | 3 | |
| 12 Ja'Leah Williams | G 18:12 | 0-5 | | | | | | | | | | | | | | | | |

BOX SCORES



Official Basketball Box Score - Final
Miami (FL) at Georgia Tech
 01/12/23 McCamish Pavilion, Atlanta
 Georgia Tech vs. Miami

Game Time: 8:00 PM
 Game Duration: 1:56
 Attendance: 1,434

Officials: Joseph Vaszily, Fatou Cissoko-Stephens, Edward Sidisky

Miami (FL) - 69

Record: 11-6 (4-2)

| NO. | Name | Min | FG | | 3P | | FT | | Rebounds | | Fouls | | TP | AS | TO | ST | Blocks | | | +/- | |
|--------|-------------------|---------|-------|-----|------|-----|-------|------|----------|----|----------|----|---------|----|-------|----|--------|---|-----|-----|----|
| | | | M/A | A/A | M/A | A/A | OR | DR | PF | FF | PP | BS | | | | | BA | | | | |
| 21 | Lola Pendande | F 21:32 | 1-2 | 0-0 | 0-2 | 0-2 | 2-2 | 1-1 | 4 | 1 | 1 | 1 | 0 | 0 | 0 | 0 | 0 | 0 | 0 | 0 | 1 |
| 4 | Jasmyne Roberts | G 27:30 | 3-6 | 0-2 | 1-2 | 3-3 | 6-1 | 3-7 | 1 | 1 | 1 | 0 | 0 | 0 | 0 | 0 | 0 | 0 | 0 | 0 | 8 |
| 5 | Karla Erjavac | G 18:27 | 1-4 | 0-3 | 0-0 | 0-0 | 0-1 | 1-0 | 2 | 1 | 1 | 0 | 0 | 0 | 0 | 0 | 0 | 0 | 0 | 0 | 10 |
| 12 | Ja'Leah Williams | G 22:38 | 2-8 | 0-2 | 0-0 | 0-1 | 1-1 | 0-4 | 3 | 1 | 0 | 4 | 3 | 1 | 1 | 0 | 0 | 0 | 0 | -1 | |
| 14 | Haley Cavinder | G 26:44 | 3-8 | 0-1 | 8-10 | 0-3 | 3-2 | 7-14 | 3 | 1 | 1 | 0 | 1 | 0 | 0 | 0 | 0 | 0 | 0 | 7 | |
| 32 | Lazarina Spearman | 14:46 | 4-5 | 0-0 | 0-0 | 1-1 | 0-1 | 0-1 | 8 | 0 | 0 | 0 | 0 | 0 | 0 | 0 | 0 | 0 | 0 | 16 | |
| 3 | Destiny Harden | 18:16 | 5-8 | 2-4 | 1-1 | 0-3 | 1-2 | 13-3 | 3 | 1 | 1 | 3 | 0 | 0 | 0 | 0 | 0 | 0 | 0 | 9 | |
| 13 | Lashae Dwyer | 18:50 | 2-3 | 0-0 | 0-0 | 1-3 | 4-4 | 0-4 | 3 | 4 | 0 | 1 | 0 | 0 | 0 | 0 | 0 | 0 | 0 | -4 | |
| 15 | Hanna Cavinder | 23:16 | 4-7 | 3-5 | 0-0 | 1-2 | 3-0 | 1-1 | 3 | 0 | 0 | 1 | 0 | 0 | 0 | 0 | 0 | 0 | 0 | 1 | |
| 44 | Kyla Oldacre | 07:35 | 1-1 | 0-0 | 0-0 | 0-0 | 0-0 | 1-2 | 0 | 0 | 0 | 0 | 0 | 0 | 0 | 0 | 0 | 0 | 0 | -2 | |
| Team | | | | | | | | | 1 2 3 | | | | | | | | 0 5 | | | | |
| Totals | | | 26-52 | | 5-17 | | 12-15 | | 6 20 26 | | 13 15 69 | | 18 15 9 | | 1 1 1 | | 1 1 1 | | 0 9 | | |

Technical Fouls:NONE

Shooting By Period

| 1 st | 2 nd | 3 rd | 4 th | GM FG% |
|-----------------|-----------------|-----------------|-----------------|-----------------|
| FG% 7-14 50.0% | FG% 0-4 0.0% | FG% 2-2 100% | FG% 6-14 64.3% | FG% 26-52 50.0% |
| 3PT% 0-0 0.0% | 3PT% 0-0 0.0% | 3PT% 1-2 50.0% | 3PT% 3-5 60.0% | 3PT% 5-17 29.4% |
| FT% 2-2 100% | FT% 3-4 75% | FT% 7-15 46.7% | FT% 14-20 70.0% | FT% 12-15 80.0% |

GM FG% 26-52 50.0%
 3PT% 5-17 29.4%
 FT% 12-15 80.0%

Dead Ball Rebounds: 2, 0

Georgia Tech - 60

Record: 9-8 (0-6)

| NO. | Name | Min | FG | | 3P | | FT | | Rebounds | | Fouls | | TP | AS | TO | ST | Blocks | | | +/- | |
|--------|-------------------|---------|-------|-----|------|-----|-------|-----|----------|----|----------|----|---------|----|-------|----|--------|---|----|-----|--|
| | | | M/A | A/A | M/A | A/A | OR | DR | PF | FF | PP | BS | | | | | BA | | | | |
| 11 | Aixa Wone Aranzaz | F 27:32 | 1-6 | 0-0 | 0-0 | 1-1 | 2-2 | 0-0 | 2 | 2 | 0 | 0 | 0 | 0 | 0 | 0 | 0 | 0 | 0 | 6 | |
| 13 | Kayla Blackshear | F 36:50 | 8-10 | 0-0 | 2-2 | 4-7 | 11-12 | 2-2 | 18 | 2 | 1 | 0 | 1 | 0 | 0 | 0 | 0 | 0 | 0 | -3 | |
| 1 | Cameron Swartz | G 27:26 | 3-11 | 0-5 | 2-3 | 0-3 | 3-3 | 0-4 | 8 | 4 | 4 | 3 | 0 | 0 | 0 | 0 | 0 | 0 | 0 | -11 | |
| 10 | Bianca Jackson | G 17:51 | 1-5 | 1-1 | 2-2 | 0-0 | 0-0 | 2-5 | 3 | 0 | 0 | 0 | 0 | 0 | 0 | 0 | 0 | 0 | 0 | -4 | |
| 25 | Kara Dunn | G 10:22 | 2-5 | 1-3 | 0-0 | 2-1 | 3-2 | 2-5 | 1 | 3 | 2 | 0 | 1 | 0 | 0 | 0 | 0 | 0 | 0 | -6 | |
| 5 | Tonie Morgan | 22:09 | 2-4 | 1-2 | 3-4 | 1-5 | 6-4 | 2-8 | 5 | 7 | 0 | 0 | 0 | 0 | 0 | 0 | 0 | 0 | 0 | -5 | |
| 20 | Nerea Hermosa | 13:44 | 4-6 | 0-0 | 0-0 | 1-2 | 3-0 | 8-0 | 0 | 0 | 0 | 0 | 0 | 0 | 0 | 0 | 0 | 0 | 0 | -15 | |
| 12 | Ines Noguero | 20:28 | 2-6 | 0-3 | 2-2 | 0-0 | 0-1 | 1-6 | 3 | 2 | 1 | 0 | 0 | 0 | 0 | 0 | 0 | 0 | 0 | -5 | |
| 15 | Ayconce Carter | 01:54 | 0-0 | 0-0 | 0-0 | 0-0 | 0-0 | 0-0 | 0 | 0 | 0 | 0 | 0 | 0 | 0 | 0 | 0 | 0 | 0 | -6 | |
| 33 | Carmyn Harrison | 01:54 | 0-0 | 0-0 | 0-0 | 0-0 | 0-0 | 1-0 | 0 | 0 | 0 | 0 | 0 | 0 | 0 | 0 | 0 | 0 | 0 | -6 | |
| Team | | | | | | | | | 1 1 2 | | | | | | | | 0 0 | | | | |
| Totals | | | 23-53 | | 3-14 | | 11-13 | | 10 20 30 | | 15 13 60 | | 20 17 6 | | 1 1 1 | | 1 1 1 | | -9 | | |

Technical Fouls:NONE

Shooting By Period

| 1 st | 2 nd | 3 rd | 4 th | GM FG% |
|-----------------|-----------------|-----------------|-----------------|-----------------|
| FG% 5-10 50.0% | FG% 1-2 50.0% | FG% 2-2 100% | FG% 4-15 26.7% | FG% 23-53 43.4% |
| 3PT% 0-0 0.0% | 3PT% 0-0 0.0% | 3PT% 0-0 0.0% | 3PT% 3-4 75% | 3PT% 3-14 21.4% |
| FT% 2-2 100% | FT% 2-3 66.7% | FT% 7-13 53.8% | FT% 11-13 84.6% | FT% 11-13 84.6% |

GM FG% 23-53 43.4%
 3PT% 3-14 21.4%
 FT% 11-13 84.6%

Dead Ball Rebounds: 2, 1

| | MIA | | GT | | Points from | | | | Period by Period Scoring | | | | | |
|------------------|---------------------------|---------------------------|-----------------|-----------------|-----------------|-----------------|-----------------|-----------------|--------------------------|-----------------|-----------------|-----------------|-----------------|-----|
| | 1 st | 2 nd | 3 rd | 4 th | 1 st | 2 nd | 3 rd | 4 th | TOT | 1 st | 2 nd | 3 rd | 4 th | TOT |
| Biggest lead | 20 (3 rd 2:30) | 4 (1 st 8:29) | | | | | | | | | | | | |
| Best Scoring Run | 12 (1 st 3:24) | 10 (4 th 7:23) | | | | | | | | | | | | |
| Lead Changes | 1 | | | | | | | | | | | | | |
| Times Tied | 1 | | | | | | | | | | | | | |
| Time with Lead | 35:11 | 04:22 | | | | | | | | | | | | |



Official Basketball Box Score - Final
Wake Forest at Miami (FL)
 01/15/23 Watson Center, Coral Gables, Fla.
 2022-23 Women's Basketball

Game Time: 2:00 PM
 Game Duration: 1:55
 Attendance: 1,892

Officials: Angelica Sufren, John Capolino, Alexis Perez

Wake Forest - 43

Record: 11-8 (2-6)

| NO. | Name | Min | FG | | 3P | | FT | | Rebounds | | Fouls | | TP | AS | TO | ST | Blocks | | | +/- | |
|--------|--------------------|---------|-------|-----|------|-----|------|------|----------|----|----------|----|---------|----|--------|----|--------|---|---|-----|----|
| | | | M/A | A/A | M/A | A/A | OR | DR | PF | FF | PP | BS | | | | | BA | | | | |
| 20 | Olivia Summiel | F 25:15 | 2-7 | 0-2 | 0-0 | 2-5 | 7-3 | 1-4 | 0 | 1 | 2 | 1 | 0 | 0 | 0 | 0 | 0 | 0 | 0 | 0 | -5 |
| 25 | Demetra Hinds | F 08:59 | 1-3 | 0-0 | 0-0 | 1-1 | 2-4 | 0-0 | 2 | 1 | 4 | 0 | 0 | 0 | 0 | 0 | 0 | 0 | 0 | 0 | -7 |
| 2 | Kaia Harrison | G 31:14 | 1-8 | 1-1 | 3-4 | 3-5 | 8-4 | 4-6 | 6 | 2 | 3 | 0 | 0 | 0 | 0 | 0 | 0 | 0 | 0 | -10 | |
| 21 | Elise Williams | G 34:30 | 4-10 | 2-6 | 0-0 | 0-1 | 3-1 | 10-3 | 2 | 1 | 0 | 0 | 0 | 0 | 0 | 0 | 0 | 0 | 0 | -6 | |
| 24 | Jawel Spear | G 29:14 | 1-7 | 1-6 | 0-0 | 0-2 | 2-1 | 1-3 | 1 | 3 | 1 | 0 | 0 | 0 | 0 | 0 | 0 | 0 | 0 | -20 | |
| 32 | Alexandria Scruggs | 18:45 | 1-4 | 0-2 | 0-4 | 0-4 | 1-4 | 2-2 | 1 | 0 | 0 | 0 | 0 | 0 | 0 | 0 | 0 | 0 | 0 | -12 | |
| 14 | Niyah Becker | 05:55 | 1-2 | 0-0 | 0-0 | 0-0 | 0-0 | 3-0 | 2 | 0 | 0 | 0 | 0 | 0 | 0 | 0 | 0 | 0 | 0 | -3 | |
| 10 | Alyssa Andrews | 23:07 | 4-8 | 0-0 | 2-2 | 3-2 | 5-0 | 1-10 | 1 | 1 | 4 | 1 | 0 | 0 | 0 | 0 | 0 | 0 | 0 | 2 | |
| 13 | Marta Morales | 21:06 | 2-6 | 0-2 | 0-0 | 0-0 | 0-0 | 3-4 | 0 | 2 | 0 | 0 | 0 | 0 | 0 | 0 | 0 | 0 | 0 | 3 | |
| 11 | Raeygn Conley | 01:55 | 0-0 | 0-0 | 0-0 | 0-0 | 0-0 | 0-0 | 0 | 0 | 0 | 0 | 0 | 0 | 0 | 0 | 0 | 0 | 0 | -2 | |
| Team | | | | | | | | | 5 5 10 | | | | | | | | 0 0 | | | | |
| Totals | | | 17-55 | | 4-19 | | 5-10 | | 14 25 39 | | 22 12 43 | | 13 19 7 | | 2 2 12 | | 0 0 | | | | |

Technical Fouls:NONE

Shooting By Period

| 1 st | 2 nd | 3 rd | 4 th | GM FG% |
|-----------------|-----------------|-----------------|-----------------|-----------------|
| FG% 5-15 33.3% | FG% 3-8 37.5% | FG% 0-2 0% | FG% 4-10 40% | FG% 17-55 30.9% |
| 3PT% 0-0 0% | 3PT% 1-10 10% | 3PT% 0-0 0% | 3PT% 3-10 30% | 3PT% 4-19 21.1% |
| FT% 0-0 0% | FT% 2-3 66.7% | FT% 3-4 75% | FT% 5-10 50% | FT% 5-10 50.0% |

GM FG% 17-55 30.9%
 3PT% 4-19 21.1%
 FT% 5-10 50.0%

Dead Ball Rebounds: 2, 0

Miami (FL) - 55

Record: 12-6 (5-2)

| NO. | Name | Min | FG | | 3P | | FT | | Rebounds | | Fouls | | TP | AS | TO | ST | Blocks | | | +/- |
|--------|-------------------|---------|-------|-----|------|-----|-------|------|----------|----|----------|----|---------|----|--------|----|--------|---|---|-----|
| | | | M/A | A/A | M/A | A/A | OR | DR | PF | FF | PP | BS | | | | | BA | | | |
| 3 | Destiny Harden | F 32:43 | 5-12 | 0-3 | 3-4 | 0-3 | 3-2 | 6-13 | 6 | 3 | 1 | 0 | 0 | 0 | 0 | 0 | 0 | 0 | 0 | 11 |
| 21 | Lola Pendande | F 09:23 | 1-4 | 0-0 | 0-0 | 0-1 | 2-0 | 2-3 | 1 | 0 | 0 | 1 | 0 | 0 | 0 | 0 | 0 | 0 | 0 | 2 |
| 4 | Jasmyne Roberts | G 19:58 | 2-5 | 0-1 | 1-3 | 1-4 | 5-3 | 3-5 | 1 | 0 | 0 | 0 | 0 | 0 | 0 | 0 | 0 | 0 | 0 | 4 |
| 12 | Ja'Leah Williams | G 30:36 | 3-4 | 0-0 | 2-2 | 2-2 | 4-3 | 2-8 | 4 | 4 | 0 | 0 | 0 | 0 | 0 | 0 | 0 | 0 | 0 | 12 |
| 14 | Haley Cavinder | G 29:46 | 2-10 | 1-6 | 4-4 | 0-3 | 3-2 | 9-9 | 1 | 1 | 1 | 0 | 0 | 0 | 0 | 0 | 0 | 0 | 0 | 13 |
| 44 | Kyla Oldacre | 16:26 | 4-6 | 0-0 | 0-0 | 2-3 | 5-1 | 2-8 | 0 | 1 | 1 | 0 | 0 | 0 | 0 | 0 | 0 | 0 | 0 | 13 |
| 5 | Karla Erjavac | 19:20 | 0-2 | 0-1 | 0-0 | 0-0 | 0-1 | 0-3 | 2 | 1 | 0 | 0 | 0 | 0 | 0 | 0 | 0 | 0 | 0 | 15 |
| 15 | Hanna Cavinder | 16:04 | 1-4 | 1-3 | 1-2 | 1-1 | 2-0 | 1-4 | 0 | 0 | 0 | 0 | 0 | 0 | 0 | 0 | 0 | 0 | 0 | -3 |
| 32 | Lazarina Spearman | 15:58 | 3-4 | 0-0 | 0-2 | 1-4 | 5-2 | 3-6 | 0 | 1 | 2 | 1 | 0 | 0 | 0 | 0 | 0 | 0 | 0 | -5 |
| 10 | Kenza Salgues | 02:39 | 0-2 | 0-2 | 0-0 | 0-0 | 0-1 | 0-0 | 0 | 0 | 0 | 0 | 0 | 0 | 0 | 0 | 0 | 0 | 0 | 0 |
| 13 | Lashae Dwyer | 07:07 | 0-0 | 0-0 | 0-0 | 0-1 | 1-0 | 0-0 | 0 | 0 | 0 | 0 | 0 | 0 | 0 | 0 | 0 | 0 | 0 | -2 |
| Team | | | | | | | | | 1 5 6 | | | | | | | | 0 2 | | | |
| Totals | | | 21-53 | | 2-16 | | 11-17 | | 9 27 36 | | 12 22 55 | | 16 14 7 | | 2 2 12 | | | | | |

BOX SCORES



Official Basketball Box Score - Final
Miami (FL) at Wake Forest
01/29/23 LJM Coliseum, Winston-Salem
2022-23 Women's Basketball

Game Time: 2:00 PM
Game Duration: 1:52
Attendance: 1,225

Officials: Bryan Brunette, Ashley Glass, Roy Jackson

| NO. Name | Min | FG | | 3P | | FT | | Rebounds | | Fouls | | TP | AS | TO | ST | Blocks | | | +/- |
|---------------------|---------|-------|------|-------|-----|----|----|----------|----|-------|----|----|----|----|----|--------|----|-----|-----|
| | | M/A | A/A | M/A | A/A | OR | DR | OR | DR | PF | FD | | | | | BS | BA | +/- | |
| 3 Destiny Harden | F 24:25 | 4-10 | 0-3 | 0-0 | 0 | 5 | 2 | 0 | 8 | 1 | 4 | 0 | 1 | 1 | 7 | | | | |
| 21 Lola Pendande | F 20:16 | 3-4 | 0-0 | 0-0 | 6 | 1 | 4 | 5 | 2 | 4 | 2 | 1 | 2 | 0 | 8 | | | | |
| 4 Jasmynne Roberts | G 31:27 | 3-6 | 0-1 | 4-4 | 3 | 4 | 7 | 3 | 2 | 10 | 0 | 1 | 0 | 0 | 1 | 1 | | | |
| 12 Ja'Leah Williams | G 13:10 | 0-1 | 0-0 | 0-0 | 0 | 0 | 0 | 2 | 0 | 0 | 1 | 2 | 0 | 0 | 0 | -12 | | | |
| 14 Haley Cavinder | G 34:29 | 3-7 | 1-3 | 2-2 | 1 | 1 | 2 | 3 | 1 | 9 | 2 | 0 | 0 | 0 | 0 | 3 | | | |
| 13 Lashae Dwyer | 20:02 | 2-3 | 0-0 | 1 | 1 | 2 | 3 | 1 | 2 | 4 | 0 | 3 | 0 | 1 | 0 | 0 | | | |
| 32 Lazaria Spearman | 18:04 | 2-7 | 0-1 | 3-4 | 1 | 4 | 5 | 2 | 2 | 7 | 1 | 2 | 0 | 0 | 0 | -1 | | | |
| 5 Karla Erjavec | 08:30 | 0-1 | 0-0 | 0 | 1 | 2 | 0 | 0 | 0 | 0 | 0 | 0 | 0 | 0 | 0 | -10 | | | |
| 15 Hanna Cavinder | 26:30 | 1-3 | 0-2 | 0-0 | 1 | 1 | 1 | 1 | 1 | 2 | 2 | 0 | 0 | 0 | 0 | 1 | | | |
| 44 Kyia Oldacre | 03:07 | 0-1 | 0-0 | 0-0 | 0 | 0 | 0 | 0 | 0 | 0 | 0 | 0 | 0 | 1 | 1 | -12 | | | |
| Team | | | | | 2 | 2 | 4 | | | 0 | | | | | | | | | |
| Totals | | 18-43 | 1-11 | 15-17 | 10 | 24 | 34 | 16 | 12 | 52 | 8 | 14 | 1 | 5 | 3 | -3 | | | |

Technical Fouls:NONE

| Shooting By Period | |
|---------------------|-------------|
| 1 st FG% | 4.9 44.4% |
| 3PT% | 1.2 50.0% |
| FT% | 0.0 0% |
| 2 nd FG% | 4.11 36.4% |
| 3PT% | 0.5 0.0% |
| FT% | 4.4 100% |
| 3 rd FG% | 5.10 50.0% |
| 3PT% | 0.1 0.0% |
| FT% | 5.7 71.4% |
| 4 th FG% | 5.13 38.5% |
| 3PT% | 0.3 0.0% |
| FT% | 6.6 100% |
| GM FG% | 18-43 41.9% |
| 3PT% | 1-11 9.1% |
| FT% | 15-17 88.2% |

Dead Ball Rebounds: 0.0

| NO. Name | Min | FG | | 3P | | FT | | Rebounds | | Fouls | | TP | AS | TO | ST | Blocks | | | +/- |
|-----------------------|---------|-------|------|------|-----|----|----|----------|----|-------|----|----|----|----|----|--------|----|-----|-----|
| | | M/A | A/A | M/A | A/A | OR | DR | OR | DR | PF | FD | | | | | BS | BA | +/- | |
| 20 Olivia Summiel | F 36:21 | 5-11 | 4-7 | 0-0 | 0 | 3 | 3 | 3 | 2 | 14 | 4 | 1 | 2 | 2 | 2 | 5 | | | |
| 25 Demeera Hinds | F 21:59 | 2-4 | 0-0 | 0-2 | 4 | 2 | 6 | 4 | 1 | 4 | 2 | 2 | 0 | 1 | 1 | 15 | | | |
| 2 Kaia Harrison | G 30:41 | 1-7 | 0-2 | 2-2 | 0 | 1 | 1 | 0 | 3 | 4 | 1 | 0 | 1 | 0 | 1 | -6 | | | |
| 21 Elise Williams | G 33:45 | 4-10 | 2-4 | 3-3 | 1 | 3 | 4 | 0 | 13 | 2 | 3 | 3 | 0 | 0 | 11 | | | | |
| 32 Alexandria Scruggs | G 30:32 | 4-8 | 0-3 | 0-0 | 2 | 3 | 5 | 3 | 2 | 8 | 1 | 0 | 0 | 0 | 0 | -11 | | | |
| 24 Jewel Spear | 33:28 | 3-13 | 2-8 | 2-5 | 1 | 1 | 2 | 1 | 5 | 10 | 1 | 0 | 1 | 0 | 1 | 8 | | | |
| 14 Niyah Becker | 02:49 | 0-1 | 0-0 | 0-0 | 0 | 0 | 0 | 0 | 0 | 0 | 0 | 0 | 0 | 0 | 0 | -4 | | | |
| 0 Alyssa Andrews | 10:25 | 1-1 | 0-0 | 0-0 | 1 | 0 | 1 | 1 | 0 | 2 | 1 | 0 | 0 | 0 | 0 | -3 | | | |
| Team | | | | | 2 | 2 | 4 | | | 0 | | | | | | | | | |
| Totals | | 20-55 | 9-24 | 7-12 | 11 | 15 | 26 | 12 | 16 | 55 | 12 | 8 | 7 | 3 | 5 | 3 | | | |

Technical Fouls:NONE

| Shooting By Period | |
|---------------------|-------------|
| 1 st FG% | 2.11 18.2% |
| 3PT% | 0.5 0.0% |
| FT% | 0.2 0% |
| 2 nd FG% | 6.16 37.5% |
| 3PT% | 3.9 33.3% |
| FT% | 2.2 100% |
| 3 rd FG% | 8.14 57.1% |
| 3PT% | 4.7 57.1% |
| FT% | 1.3 33.3% |
| 4 th FG% | 4.14 28.6% |
| 3PT% | 1.3 33.3% |
| FT% | 4.5 80% |
| GM FG% | 20-55 36.4% |
| 3PT% | 8-24 33.3% |
| FT% | 7-12 58.3% |

Dead Ball Rebounds: 5.2

| Points from | Miami | Wake | Period by Period Scoring | | | | | |
|------------------|---------------------------|---------------------------|--------------------------|-----|-----|-----|-----|--|
| | | | 1st | 2nd | 3rd | 4th | TOT | |
| Biggest lead | 5 (1 st 7:23) | 10 (3 rd 4:57) | | | | | | |
| Best Scoring Run | 10 (2 nd 2:21) | 12 (2 nd 6:55) | | | | | | |
| Lead Changes | 9 | | | | | | | |
| Times Tied | 6 | | | | | | | |
| Time with Lead | 13:46 | 22:23 | | | | | | |

| Points from | MIA | CU | Period by Period Scoring | | | | | |
|------------------|---------------------------|--------------------------|--------------------------|-----|-----|-----|-----|--|
| | | | 1st | 2nd | 3rd | 4th | TOT | |
| Biggest lead | 14 (3 rd 1:43) | 7 (2 nd 4:55) | | | | | | |
| Best Scoring Run | 13 (3 rd 7:13) | 8 (1 st 1:35) | | | | | | |
| Lead Changes | 9 | | | | | | | |
| Times Tied | 6 | | | | | | | |
| Time with Lead | 19:33 | 18:21 | | | | | | |

| Turnovers | MIA | CU | Period by Period Scoring | | | | | |
|---------------|-----|----|--------------------------|-----|-----|-----|-----|--|
| | | | 1st | 2nd | 3rd | 4th | TOT | |
| Turnovers | 17 | 23 | | | | | | |
| Paint | 40 | 32 | | | | | | |
| Second Chance | 13 | 22 | | | | | | |
| Fast Breaks | 13 | 3 | | | | | | |
| Bench | 9 | 18 | | | | | | |



Official Basketball Box Score - Final
Georgia Tech at Miami (FL)
02/05/23 Watson Center, Coral Gables, Fla.
2022-23 Women's Basketball

Game Time: 12:00 PM
Game Duration: 1:54
Attendance: 3,686

Officials: Bruce Morris, Mark Berger, Krystle Apelin

| NO. Name | Min | FG | | 3P | | FT | | Rebounds | | Fouls | | TP | AS | TO | ST | Blocks | | | +/- | |
|----------------------|---------|-------|------|-------|-----|----|----|----------|----|-------|----|----|----|----|----|--------|----|-----|-----|--|
| | | M/A | A/A | M/A | A/A | OR | DR | OR | DR | PF | FD | | | | | BS | BA | +/- | | |
| 11 Aixa Wone Aranzaz | F 18:01 | 2-4 | 0-0 | 0-0 | 0 | 2 | 2 | 1 | 0 | 4 | 0 | 2 | 1 | 0 | 1 | 0 | -5 | | | |
| 13 Kayla Blackshear | F 35:45 | 5-8 | 0-0 | 2-2 | 2 | 1 | 3 | 3 | 1 | 12 | 4 | 2 | 1 | 0 | 0 | -4 | | | | |
| 1 Cameron Swartz | G 36:32 | 4-12 | 3-6 | 8-10 | 0 | 3 | 3 | 1 | 7 | 19 | 1 | 1 | 1 | 0 | 0 | -5 | | | | |
| 5 Tonie Morgan | G 31:05 | 4-11 | 2-4 | 0-0 | 1 | 3 | 4 | 1 | 10 | 6 | 4 | 1 | 1 | 0 | 0 | -8 | | | | |
| 25 Kara Dunn | G 26:16 | 1-6 | 1-3 | 1-2 | 0 | 2 | 2 | 2 | 2 | 4 | 2 | 0 | 1 | 0 | 0 | -5 | | | | |
| 10 Bianca Jackson | 13:03 | 0-1 | 0-0 | 0-0 | 0 | 2 | 2 | 2 | 0 | 0 | 0 | 2 | 1 | 2 | 0 | -1 | | | | |
| 20 Nerea Hermosa | 23:54 | 3-6 | 0-0 | 3-4 | 0 | 5 | 5 | 2 | 3 | 9 | 2 | 2 | 0 | 1 | 1 | 1 | | | | |
| 22 Ines Noguero | 09:04 | 0-2 | 0-2 | 0-0 | 0 | 1 | 1 | 0 | 0 | 0 | 0 | 0 | 0 | 0 | 0 | 0 | | | | |
| 33 Carmyn Harrison | 02:20 | 0-0 | 0-0 | 0-0 | 0 | 1 | 1 | 0 | 0 | 0 | 0 | 0 | 0 | 0 | 0 | -4 | | | | |
| 15 Ayoynce Carter | 04:00 | 0-1 | 0-1 | 0-0 | 0 | 0 | 0 | 0 | 0 | 0 | 1 | 0 | 0 | 0 | 0 | 1 | | | | |
| Team | | | | | 0 | 2 | 2 | | | 0 | | | | | | | | | | |
| Totals | | 19-51 | 6-16 | 14-18 | 3 | 22 | 25 | 15 | 14 | 58 | 18 | 12 | 7 | 5 | 1 | 6 | | | | |

Technical Fouls:NONE

| Shooting By Period | |
|---------------------|-------------|
| 1 st FG% | 6.14 42.9% |
| 3PT% | 1.3 33.3% |
| FT% | 0.0 0% |
| 2 nd FG% | 5.11 45.5% |
| 3PT% | 1.4 25.0% |
| FT% | 5.8 62.5% |
| 3 rd FG% | 4.13 30.8% |
| 3PT% | 3.6 50.0% |
| FT% | 5.5 100% |
| 4 th FG% | 4.13 30.8% |
| 3PT% | 1.3 33.3% |
| FT% | 4.5 80% |
| GM FG% | 19-51 37.3% |
| 3PT% | 6-16 37.5% |
| FT% | 14-18 77.8% |

Dead Ball Rebounds: 3.0

| NO. Name | Min | FG | | 3P | | FT | | Rebounds | | Fouls | | TP | AS | TO | ST | Blocks | | | +/- |
|---------------------|---------|-------|------|-------|-----|----|----|----------|----|-------|----|----|----|----|----|--------|----|-----|-----|
| | | M/A | A/A | M/A | A/A | OR | DR | OR | DR | PF | FD | | | | | BS | BA | +/- | |
| 3 Destiny Harden | F 29:30 | 4-11 | 0-1 | 1-4 | 2 | 3 | 5 | 1 | 3 | 9 | 0 | 2 | 1 | 0 | 1 | 12 | | | |
| 21 Lola Pendande | F 24:08 | 2-6 | 0-0 | 2-2 | 4 | 3 | 7 | 3 | 2 | 6 | 1 | 2 | 0 | 0 | 1 | 9 | | | |
| 4 Jasmynne Roberts | G 31:17 | 5-12 | 1-4 | 2-2 | 0 | 9 | 9 | 2 | 1 | 13 | 1 | 2 | 2 | 0 | 0 | 3 | | | |
| 12 Ja'Leah Williams | G 32:06 | 4-10 | 0-1 | 0-0 | 4 | 2 | 6 | 2 | 0 | 8 | 3 | 4 | 1 | 0 | 1 | 5 | | | |
| 14 Haley Cavinder | G 21:25 | 2-11 | 0-4 | 0-0 | 1 | 3 | 4 | 1 | 2 | 4 | 4 | 2 | 0 | 0 | 1 | 4 | | | |
| 15 Hanna Cavinder | 22:19 | 3-4 | 2-3 | 4-4 | 0 | 0 | 0 | 0 | 3 | 12 | 1 | 1 | 1 | 0 | 0 | -3 | | | |
| 32 Lazaria Spearman | 07:09 | 1-3 | 0-1 | 0-0 | 1 | 2 | 4 | 0 | 2 | 0 | 0 | 0 | 0 | 1 | 0 | -4 | | | |
| 5 Karla Erjavec | 14:24 | 2-4 | 0-0 | 2-2 | 0 | 0 | 0 | 0 | 0 | 1 | 6 | 1 | 1 | 0 | 0 | 0 | | | |
| 13 Lashae Dwyer | 05:59 | 0-2 | 0-0 | 0-0 | 2 | 5 | 7 | 1 | 0 | 1 | 0 | 1 | 2 | 1 | 0 | 1 | | | |
| 44 Kyia Oldacre | 11:43 | 1-3 | 0-0 | 2-2 | 2 | 4 | 4 | 0 | 3 | 4 | 0 | 0 | 0 | 0 | 0 | 2 | | | |
| Team | | | | | 5 | 2 | 7 | | | 0 | | | | | | | | | |
| Totals | | 24-66 | 3-14 | 13-16 | 21 | 30 | 51 | 14 | 15 | 64 | 12 | 17 | 8 | 1 | 5 | 6 | | | |

Technical Fouls:NONE

| Shooting By Period | |
|---------------------|-------------|
| 1 st FG% | 8.19 42.1% |
| 3PT% | 1.5 20.0% |
| FT% | 2.2 100% |
| 2 nd FG% | 3.15 20.0% |
| 3PT% | 1.4 25.0% |
| FT% | 4.4 100% |
| 3 rd FG% | 9.17 52.9% |
| 3PT% | 1.3 33.3% |
| FT% | 0.0 0% |
| 4 th FG% | 4.15 26.7% |
| 3PT% | 0.2 0.0% |
| FT% | 7.10 70% |
| GM FG% | 24-66 36.4% |
| 3PT% | 3-14 21.4% |
| FT% | 13-16 81.3% |

Dead Ball Rebounds: 2.0

| Points from | GAT | MIA | Period by Period Scoring | | | | | |
|------------------|--------------------------|---------------------------|--------------------------|-----|-----|-----|-----|--|
| | | | 1st | 2nd | 3rd | 4th | TOT | |
| Biggest lead | 2 (1 st 9:35) | 10 (2 nd 7:06) | | | | | | |
| Best Scoring Run | 6 (3 rd 9:24) | 8 (1 st 5:13) | | | | | | |
| Lead Changes | 7 | | | | | | | |
| Times Tied | 6 | | | | | | | |
| Time with Lead | 02:25 | 31:54 | | | | | | |

| Turnovers | GAT | MIA | Period by Period Scoring | | | | | |
|---------------|-----|-----|--------------------------|-----|-----|-----|-----|--|
| | | | 1st | 2nd | 3rd | 4th | TOT | |
| Turnovers | 17 | 12 | | | | | | |
| Paint | 16 | 34 | | | | | | |
| Second Chance | 0 | 17 | | | | | | |
| Fast Breaks | 9 | 12 | | | | | | |
| Bench | 9 | 24 | | | | | | |



Official Basketball Box Score - Final
Miami (FL) at Clemson
02/02/23 Littlejohn Coliseum, Clemson
2022-23 Women's Basketball

Game Time: 8:00 PM
Game Duration: 2:27
Attendance: 1,001

Officials: Joseph Vaszly, Rod Creech, Teresa Stuck

| NO. Name | Min | FG | | 3P | | FT | | Rebounds | | Fouls | | TP | AS | TO | ST | Blocks | | | +/- |
|--------------------|---------|------|-----|-------|-----|----|----|----------|----|-------|----|----|----|----|----|--------|----|-----|-----|
| | | M/A | A/A | M/A | A/A | OR | DR | OR | DR | PF | FD | | | | | BS | BA | +/- | |
| 3 Destiny Harden | F 38:23 | 9-14 | 0-2 | 1-1 | 2 | 4 | 6 | 3 | 4 | 19 | 2 | 2 | 1 | 0 | 0 | 3 | | | |
| 21 Lola Pendande | F 30:50 | 5-11 | 0-0 | 5-8 | 3 | 1 | 4 | 4 | 4 | 15 | 0 | 1 | 1 | 2 | 3 | 3 | | | |
| 4 Jasmynne Roberts | G 31:01 | 9-16 | 1-3 | 2-6</ | | | | | | | | | | | | | | | |



BOX SCORES



Official Basketball Box Score - Final
Virginia at Miami (FL)
 02/26/23 Watson Center, Coral Gables, Fla.
 2022-23 Women's Basketball

Game Time: 12:00 PM
 Game Duration: 1:50
 Attendance: 2,453



Official Basketball Box Score - Final
Boston College at Miami (FL)
 03/02/23 Greensboro Coliseum Complex, Greensboro
 2022 AIAA Women's Tournament

Game Time: 8:00 PM
 Game Duration: 1:55
 Attendance: 4,578

Virginia - 74 Record: 15-14 (4-14)

| NO. Name | Min | FG M-A | 3P M-A | FT M-A | Rebounds OR DR TOT | Fouls PF PD | TP | AS | TO | ST | Blocks BS BA | +/- |
|--------------------|---------|--------|--------|--------|--------------------|-------------|---------|-----|-----|----|--------------|-----|
| 20 Camryn Taylor | F 35:29 | 8-19 | 0-0 | 5-6 | 2 5 7 | 3 6 21 | 1 4 2 | 0 1 | 6 | | | -6 |
| 12 Taylor Valladay | G 38:13 | 6-17 | 1-5 | 3-3 | 1 1 2 | 2 4 16 | 6 4 2 | 0 1 | 9 | | | -9 |
| 14 Kaydan Lawson | G 27:46 | 1-5 | 0-3 | 0-0 | 1 1 2 | 4 0 2 | 0 3 1 | 1 0 | -1 | | | -1 |
| 23 Alexia Smith | G 37:21 | 4-8 | 0-1 | 1-2 | 2 5 7 | 0 1 9 | 6 1 1 | 1 0 | -13 | | | -13 |
| 44 McKenna Dale | G 28:17 | 6-8 | 2-3 | 0-0 | 1 4 5 | 4 1 14 | 3 0 0 | 0 0 | -16 | | | -16 |
| 32 Cady Pauley | G 32:54 | 4-12 | 4-10 | 0-0 | 1 2 3 | 3 0 12 | 0 0 1 | 0 1 | 0 | | | -10 |
| Team | | | | | 1 2 3 | 0 0 | 0 0 | | | | | |
| Totals | | 29-69 | 7-22 | 9-11 | 9 20 29 | 16 12 74 | 16 12 7 | 1 1 | -11 | | | |

Technical Fouls: NONE

Boston College - 69 Record: 16-17

| NO. Name | Min | FG M-A | 3P M-A | FT M-A | Rebounds OR DR TOT | Fouls PF PD | TP | AS | TO | ST | Blocks BS BA | +/- |
|----------------------|---------|--------|--------|--------|--------------------|-------------|---------|-----|-----|-----|--------------|-----|
| 12 Ally VanTimmeren | F 00:36 | 0-0 | 0-0 | 0-0 | 0 0 0 | 0 0 0 | 0 0 | 0 0 | 0 0 | 0 0 | 0 0 | 0 |
| 5 Maria Gakdeng | C 34:33 | 4-8 | 0-0 | 4-4 | 2 3 5 | 4 3 12 | 2 3 0 | 0 2 | 0 | 0 | 0 0 | -13 |
| 4 JoJo Lacey | G 35:05 | 4-6 | 1-1 | 0-0 | 0 2 2 | 2 1 9 | 1 2 0 | 0 0 | -15 | | | -15 |
| 20 Taina Mair | G 39:04 | 3-9 | 1-3 | 0-0 | 1 3 4 | 0 0 7 | 7 7 2 | 0 0 | -17 | | | -17 |
| 21 Andrea Daley | G 27:56 | 6-8 | 0-1 | 3-3 | 2 1 3 | 1 4 15 | 2 2 0 | 0 0 | -7 | | | -7 |
| 24 Dontavia Waggoner | 33:07 | 6-18 | 0-1 | 0-2 | 0 5 5 | 4 1 12 | 3 2 1 | 0 1 | -11 | | | -11 |
| 30 T'Yana Todd | 28:21 | 5-7 | 2-2 | 2-3 | 0 2 2 | 2 3 14 | 2 1 0 | 0 0 | -10 | | | -10 |
| 3 Ava McGee | 01:18 | 0-0 | 0-0 | 0-0 | 0 0 0 | 0 0 0 | 0 0 | 0 0 | -2 | | | -2 |
| Team | | | | | 2 0 2 | 0 0 | 0 0 | | | | | |
| Totals | | 28-56 | 4-8 | 9-12 | 7 16 23 | 13 12 69 | 17 17 3 | 2 1 | -15 | | | |

Technical Fouls: NONE

Miami (FL) - 85 Record: 18-11 (11-7)

| NO. Name | Min | FG M-A | 3P M-A | FT M-A | Rebounds OR DR TOT | Fouls PF PD | TP | AS | TO | ST | Blocks BS BA | +/- |
|---------------------|---------|--------|--------|--------|--------------------|-------------|---------|-----|----|----|--------------|-----|
| 3 Destiny Harden | F 32:03 | 8-16 | 1-3 | 3-4 | 1 10 11 | 2 2 20 | 3 1 2 | 0 0 | 8 | | | 8 |
| 21 Lola Pendande | F 17:22 | 0-2 | 0-0 | 6-8 | 2 1 3 | 3 4 6 | 2 1 1 | 0 1 | 4 | | | 4 |
| 4 Jasmynne Roberts | G 17:19 | 3-7 | 0-3 | 0-0 | 0 0 0 | 1 0 6 | 1 1 0 | 0 0 | -4 | | | -4 |
| 12 Ja'Leah Williams | G 29:07 | 3-6 | 0-2 | 0-0 | 0 2 2 | 3 0 6 | 6 3 1 | 0 0 | -7 | | | -7 |
| 14 Haley Cavinder | G 31:09 | 3-9 | 1-5 | 4-6 | 0 6 6 | 0 5 11 | 5 2 1 | 0 0 | 11 | | | 11 |
| 44 Kyla Oldacre | 22:38 | 9-11 | 0-0 | 1-2 | 2 6 8 | 1 3 19 | 0 2 2 | 1 0 | 7 | | | 7 |
| 5 Karla Erjavac | 22:24 | 1-2 | 0-1 | 0-0 | 0 2 2 | 2 7 0 | 0 0 | 0 0 | 16 | | | 16 |
| 15 Hanna Cavinder | 25:26 | 5-7 | 5-7 | 0-0 | 0 0 0 | 0 0 15 | 2 3 0 | 0 0 | 16 | | | 16 |
| 13 Lashae Dwyer | 02:32 | 0-1 | 0-0 | 0-0 | 1 2 3 | 2 0 0 | 0 0 | 0 0 | 3 | | | 3 |
| Team | | | | | 3 0 3 | 0 2 | | | | | | |
| Totals | | 32-61 | 7-21 | 14-20 | 9 29 38 | 12 16 85 | 26 15 7 | 1 1 | 11 | | | 11 |

Technical Fouls: NONE

Miami (FL) - 84 Record: 19-11

| NO. Name | Min | FG M-A | 3P M-A | FT M-A | Rebounds OR DR TOT | Fouls PF PD | TP | AS | TO | ST | Blocks BS BA | +/- |
|---------------------|---------|--------|--------|--------|--------------------|-------------|---------|-----|----|----|--------------|-----|
| 3 Destiny Harden | F 32:52 | 6-13 | 1-3 | 0-0 | 1 8 9 | 1 0 13 | 2 1 2 | 1 0 | 18 | | | 18 |
| 21 Lola Pendande | F 25:37 | 6-12 | 0-0 | 3-9 | 6 2 8 | 1 5 15 | 3 0 0 | 0 0 | 13 | | | 13 |
| 4 Jasmynne Roberts | G 19:18 | 3-6 | 1-2 | 0-0 | 1 0 1 | 1 0 7 | 3 1 1 | 0 0 | -4 | | | -4 |
| 12 Ja'Leah Williams | G 17:56 | 0-2 | 0-0 | 0-0 | 0 1 1 | 0 0 0 | 1 4 0 | 0 0 | 1 | | | 1 |
| 14 Haley Cavinder | G 36:24 | 6-12 | 1-5 | 1-1 | 5 4 9 | 2 2 14 | 3 3 2 | 0 0 | 4 | | | 4 |
| 5 Karla Erjavac | 19:31 | 3-6 | 2-3 | 1-2 | 1 0 1 | 2 2 9 | 3 2 0 | 0 0 | 11 | | | 11 |
| 44 Kyla Oldacre | 14:23 | 3-4 | 0-0 | 1-1 | 0 4 4 | 1 1 7 | 0 0 | 0 0 | 2 | | | 2 |
| 13 Lashae Dwyer | 20:36 | 7-10 | 1-2 | 4-4 | 1 2 3 | 2 3 19 | 0 3 0 | 0 1 | 17 | | | 17 |
| 15 Hanna Cavinder | 12:44 | 0-1 | 0-0 | 0-0 | 0 0 0 | 2 0 0 | 2 0 0 | 0 0 | 13 | | | 13 |
| 0 Kenza Salgues | 00:38 | 0-0 | 0-0 | 0-0 | 0 0 0 | 0 0 0 | 0 0 | 0 0 | 0 | | | 0 |
| Team | | | | | 2 1 3 | 0 1 | | | | | | |
| Totals | | 34-66 | 6-15 | 10-17 | 17 22 39 | 12 13 84 | 17 15 9 | 1 2 | 15 | | | 15 |

Technical Fouls: NONE

| | UVA | MIA |
|------------------|--------------------------|---------------------------|
| Biggest lead | 5 (1 st 7:45) | 15 (4 th 5:52) |
| Best Scoring Run | 6 (3 rd 6:08) | 14 (1 st 2:39) |
| Lead Changes | 1 | |
| Times Tied | 1 | |
| Time with Lead | 05:40 | 33:41 |

| Points from | UVA | MIA |
|---------------|-----|-----|
| Turnovers | 10 | 15 |
| Paint | 28 | 38 |
| Second Chance | 7 | 7 |
| Fast Breaks | 6 | 12 |
| Bench | 12 | 36 |

| Period by Period Scoring | 1st | 2nd | 3rd | 4th | TOT |
|--------------------------|-----|-----|-----|-----|-----|
| UVA | 14 | 16 | 30 | 14 | 74 |
| MIA | 22 | 18 | 27 | 18 | 85 |

Shooting By Period

| 1 st | 2 nd | 3 rd | 4 th |
|---------------------------------|--------------------------------|--------------------------------|--------------------------------|
| FG% 6-16 37.5% | FG% 7-14 50.0% | FG% 6-14 42.9% | FG% 6-14 42.9% |
| 3PT% 0-2 0.0% | 3PT% 1-4 25% | 3PT% 0-1 0.0% | 3PT% 0-1 0.0% |
| FT% 2-7 28.6% | FT% 1-4 25% | FT% 1-1 100% | FT% 1-1 100% |
| GM FG% 11-17 64.7% | GM FG% 8-14 57.1% | GM FG% 7-14 50.0% | GM FG% 7-14 50.0% |
| 3PT% 2-4 50.0% | 3PT% 1-1 100.0% | 3PT% 2-4 50.0% | 3PT% 2-4 50.0% |
| FT% 1-1 100% | FT% 5-5 100% | FT% 2-2 100% | FT% 2-2 100% |
| 4 th FG% 7-16 43.8% | 4 th FG% 7-14 50.0% | 4 th FG% 6-14 42.9% | 4 th FG% 6-14 42.9% |
| 3PT% 2-6 33.3% | 3PT% 1-1 100% | 3PT% 0-1 0.0% | 3PT% 0-1 0.0% |
| FT% 5-7 71.4% | FT% 5-5 100% | FT% 1-1 100% | FT% 1-1 100% |
| 4 th FG% 10-17 58.8% | 4 th FG% 7-14 50.0% | 4 th FG% 6-14 42.9% | 4 th FG% 6-14 42.9% |
| 3PT% 2-3 66.7% | 3PT% 2-4 50.0% | 3PT% 0-1 0.0% | 3PT% 0-1 0.0% |
| FT% 2-2 100% | FT% 2-2 100% | FT% 1-1 100% | FT% 1-1 100% |
| GM FG% 10-17 58.8% | GM FG% 7-14 50.0% | GM FG% 6-14 42.9% | GM FG% 6-14 42.9% |
| 3PT% 6-15 40.0% | 3PT% 4-8 50.0% | 3PT% 0-1 0.0% | 3PT% 0-1 0.0% |
| FT% 10-17 58.8% | FT% 9-12 75.0% | FT% 2-2 100% | FT% 2-2 100% |

Dead Ball Rebounds: 4.0

| | BC | UM |
|------------------|--------------------------|---------------------------|
| Biggest lead | 7 (1 st 6:13) | 15 (4 th 0:38) |
| Best Scoring Run | 6 (1 st 6:13) | 9 (2 nd 8:38) |
| Lead Changes | 6 | |
| Times Tied | 0 | |
| Time with Lead | 10:10 | 28:36 |

| Points from | BC | UM |
|---------------|----|----|
| Turnovers | 14 | 24 |
| Paint | 36 | 40 |
| Second Chance | 14 | 18 |
| Fast Breaks | 9 | 6 |
| Bench | 26 | 35 |

| Period by Period Scoring | 1st | 2nd | 3rd | 4th | TOT |
|--------------------------|-----|-----|-----|-----|-----|
| BC | 16 | 22 | 18 | 13 | 69 |
| UM | 14 | 25 | 21 | 24 | 84 |

Game Notes: #6-seed Miami advances to face #3-seed Virginia Tech, Friday at 8:00 pm



TV/RADIO PHOTO ROSTER



#0

KENZA SALGUES
Sr. | G | 5-9
MONTPELLIER, FRANCE
(INSEP)



#1

MOULAYNA JOHNSON SIDI BABA
Sr. | G/F | 6-1
STOCKHOLM, SWEDEN
(Solna Gymnasium)



#3

DESTINY HARDEN
Gr. | F | 6-0
CHICAGO, ILL.
(West Virginia/Morgan Park)



#4

JASMYNE ROBERTS
So. | G | 5-10
JACKSONVILLE, FLA.
(Bishop Kenny)



#5

KARLA ERJAVEC
Gr. | G | 5-10
ZAGREB, CROATIA
(Wyoming/Sport Gymnasium)



#12

JA'LEAH WILLIAMS
So. | G | 5-9
POMPANO BEACH, FLA.
(Blanche Ely)



#13

LASHAE DWYER
So. | G | 5-6
TORONTO, CANADA
(The Webb School)



#14

HALEY CAVINDER
Sr. | G | 5-6
GILBERT, ARIZ.
(Fresno State/Gilbert)



#15

HANNA CAVINDER
Sr. | G | 5-6
GILBERT, ARIZ.
(Fresno State/Gilbert)



#21

LOLA PENDANDE
Sr. | F | 6-4
ALMERIA, SPAIN
(Utah/Ribet Academy)



#22

CHISO OKAFOR
Fr. | F | 6-1
MATARÓ, SPAIN
(IES Llavaneres)



#32

LAZARIA SPEARMAN
Fr. | F | 6-4
DACULA, GA.
(Dacula)



#35

LATASHA LATTIMORE
So. | F | 6-4
TORONTO, CANADA
(Texas/Royal Crown Academic)



#44

KYLA OLDACRE
Fr. | C | 6-6
MASON, OHIO
(Randolph Mason)



HC

KATIE MEIER
HEAD COACH
18TH SEASON



AHC

FITZROY ANTHONY
ASSOCIATE HEAD COACH
EIGHTH SEASON



AC

SHENISE JOHNSON
ASSISTANT COACH
SECOND SEASON



AC

JOSH PETERSEN
ASSISTANT COACH
FIRST SEASON