



2022-23 @CANESHOOPS GAME NOTES

Miami Athletics Communications • 5821 San Amaro Drive • Coral Gables, FL 33146 • MiamiHurricanes.com
 Director of Communications: Alex Schwartz • Email: alexschwartz@miami.edu • Phone: 609-802-3674/305-284-3249
 Twitter: @CanesHoops | Instagram: @CanesHoops | Facebook: /CanesHoops

11 WINNERS AT WATSCO
 Miami is one of 11 schools (only one in the ACC) in the NCAA Tournament the last two years in men's and women's hoops.

12 DANDY DOZEN
 Miami enters the NCAA Tournament as one of 12 teams (seven in Power Six) with 25 DI victories in both 2021-22 and 2022-23.

13.0 SUPERB SCORERS
 Miami, Youngstown State and Xavier are the only DI teams with four players averaging at least 13.0 ppg this season.

41 STELLAR SUCCESS, SLIM SETBACKS
 Miami is a co-best 30-11 (.732) in its last 41 ACC games; 10 of the losses are by six points or fewer, including nine within four points, eight within three, six within two and four by one.

66 THREE POSSESSIONS
 Third Team All-ACC honoree Norchad Omier played just 66 seconds in the ACC Tournament semifinals due to an injury.

100 ALL ALONE
 Jim Larrañaga is the only coach in NCAA history with 100-plus conference wins in three DI leagues and/or at three DI schools.

120 SIGNIFICANT STRIDES
 After going 43-69 (.384) in ACC play from 2004-11, Miami is 120-101 (.543) in Jim Larrañaga's 12 seasons, good for the fifth-most ACC wins of any team in the league over that span.

150 RARE AIR
 Coach L is one of four coaches (two active) with 150 wins at three DI schools and one of eight (five active) with 250 at two.

721 WINNING WAYS
 Sporting a 721-482 career record, Jim Larrañaga is eighth in victories among active DI coaches and No. 32 all-time (min. five years at DI school). *More on pages 15-16*

2022-23 SCHEDULE

DATE	OPPONENT	TIME/SCORE (TV)
OCT. 30	[RV/RV] IUP (EXHIB.)	W, 89-55 (ACCNX)
NOV. 7	[RV/RV] LAFAYETTE	W, 67-54 (ACCNX)
NOV. 11	[RV/RV] UNC GREENSBORO	W, 79-65 (ACCNX)
NOV. 15	[RV/RV] FLORIDA A&M	W, 87-61 (ACCNX)
Nov. 19	[RV/RV] vs. Providence^	W, 74-64 (ESPNNews)
Nov. 20	[RV/RV] vs. Maryland^	L, 88-70 (ESPN)
NOV. 23	[RV/RV] ST. FRANCIS BROOKLYN	W, 79-56 (ACCN)
Nov. 27	[RV/RV] at UCF	W, 66-64 (ESPNU)
NOV. 30	[RV/RV] RUTGERS+	W, 68-61 (ESPNU)
Dec. 4	[RV/RV] at Louisville*	W, 80-53 (ACCN)
DEC. 7	[RV/RV] CORNELL	W, 107-105 (RSN)
DEC. 10	[RV/RV] NC STATE*	W, 80-73 (RSN)
DEC. 17	[25/25] ST. FRANCIS (PA)	W, 91-76 (RSN)
DEC. 20	[22/22] #6/6 VIRGINIA*	W, 66-64 (ACCN)
DEC. 28	[14/16] VERMONT	canceled (ACCN)
Dec. 30	[14/16] at Notre Dame*	W, 76-65 (ACCN)
Jan. 4	[12/12] at Georgia Tech*	L, 76-70 (RSN)
JAN. 11	[16/15] BOSTON COLLEGE*	W, 88-72 (ESPNU)
Jan. 14	[16/15] at RV/- NC State*	L, 83-81 (OT) (RSN)
JAN. 16	[17/16] SYRACUSE*	W, 82-78 (ACCN)
Jan. 21	[17/16] at RV/RV Duke*	L, 68-66 (ESPN)
Jan. 24	[20/19] at Florida State*	W, 86-63 (ESPNU)
Jan. 28	[20/19] at Pittsburgh*	L, 71-68 (ESPNU)
JAN. 31	[23/21] VIRGINIA TECH*	W, 92-83 (ESPNU)
Feb. 4	[23/21] at #20/19 Clemson*	W, 78-74 (ACCN)
FEB. 6	[19/20] RV/#24 DUKE*	W, 81-59 (ESPN)
FEB. 11	[19/20] LOUISVILLE*	W, 93-85 (ACCN)
Feb. 13	[15/13] at North Carolina*	W, 80-72 (ESPN)
FEB. 18	[15/13] WAKE FOREST*	W, 96-87 (RSN)
Feb. 21	[13/11] at Virginia Tech*	W, 76-70 (ESPNU)
FEB. 25	[13/11] FLORIDA STATE*	L, 85-84 (ESPN2)
MARCH 4	[16/15] #25/25 PITTSBURGH*	W, 78-76 (ACCN)
March 9	[14/13] vs. Wake Forest=	W, 74-72 (ESPN2)
March 10	[14/13] vs. #21 Duke=	L, 85-78 (ESPN2)
March 17	[16/15] vs. RV/- Drake!	7:25 p.m. (TBS)

BOLD CAPS - home game, played at the Watson Center in Coral Gables, Fla.
 * - ACC game
 ^ - Naismith Basketball Hall of Fame Tip-Off Tournament (Uncasville, Conn.)
 + - ACC/Big Ten Challenge (Coral Gables, Fla.)
 = - ACC Tournament (Greensboro, N.C.)
 ! - NCAA Tournament (Albany, N.Y.)
 [XXX/XX] - Miami ranking

GAME 33 | MARCH 17, 2023 • 7:25 P.M. ET • ALBANY, N.Y.



#16/15 [5] MIAMI HURRICANES [25-7, 15-5 ACC]

Head Coach: Jim Larrañaga (Providence, 1971)
 Record at UM: 251-148 (12th season), Career Record: 721-482 (39th season)

VS



RV/- [12] DRAKE BULLDOGS [27-7, 15-5 MVC]

Head Coach: Darian DeVries (Northern Iowa, 1998)
 Record at DU: 122-47 (fifth season), Career Record: 122-47 (fifth season)



SERIES HISTORY

All-Time: 0-0 (0-0 since rebirth) | Home: 0-0 | Away: 0-0 | Neutral: 0-0 | Coach L: 0-0 (0-0 at UM)
 Streak: n/a | Last Meeting: n/a | First Meeting: n/a

BROADCAST INFORMATION

TBS • Play-by-Play: Spero Dedes • Color: Debbie Anontelli • Reporter: AJ Ross | bit.ly/3w9xoeC
 Westwood One • Scott Graham • PJ Carlesimo | WestwoodOneSports.com/ALBANY | Sirius XM 136, 204 & 967
 AM 560 WQAM • Joe Zagacki | The Varsity Network FM 90.5 WVUM • Nick Marino

NEWS & NOTES

BACK-TO-BACK BIDS

Miami is in the NCAA Tournament for the sixth time in the last 11 seasons after making the field an equal six times previously. The Hurricanes have seven NCAA Tournament wins during that stretch, including reaching the Elite Eight last year, after earning an just four before that. The only other times Miami made the NCAA Tournament in consecutive years were 1998/1999/2000 and 2016/2017/2018. The fifth seed is tied for The U's fourth-highest ever.

CONFERENCE CROWN

Picked fourth in the ACC preseason poll, Miami went 15-5 to share the ACC regular season title with Virginia and, for the second time ever, earn the No. 1 seed in the ACC Tournament. This the third regular season league championship for the Hurricanes, joining a 2012-13 outright ACC crown and a 1999-2000 shared BIG EAST title.

HURRICANE HERO

Jim Larrañaga, a 2023 Naismith HOF first-time nominee and UM Sports HOF 2023 inductee, is Miami's all-time leader with 251 victories. His eight 20-win seasons are the most by a Miami coach and 40 percent of The U's total (20). Coach L has led Miami to all five of its 25-win years, half of its 12 NCAA berths, seven of its 11 wins in the field, three of its four Sweet 16 trips, its first Elite Eight bid, its two ACC regular season titles and its one ACC Tournament crown.

MILESTONE MOMENT

With a 74-64 victory over Providence, his alma mater, on 11/19/22 in Uncasville, Conn., Jim Larrañaga earned the 700th win in his 39-year head coaching career. He is the 53rd NCAA coach, at any level, to reach 700, including just the 35th with Division I experience and the 34th with at least five years at the DI level. Larrañaga is only the eighth person with ACC head coaching experience to reach that mark. The other seven are Mike Krzyzewski, Jim Boheim, Roy Williams, Dean Smith, Cliff Ellis, Lefty Driesell and Rick Barnes. Of those, Krzyzewski, Williams and Smith—three of the seven winningest DI coaches of all-time—are the only other three to do so while in the ACC.

SENSATIONAL 2021-22 SEASON

After making the Elite Eight for the first time last year, the Hurricanes placed co-No. 16 in the Coaches Poll. It marked the fourth-highest such finish in program history, trailing just 2015-16 (No. 8), 2012-13 (No. 10) and 1998-99 (co-No. 12). Miami ended the year at 26-11, good for its third-most wins ever, behind only 2012-13 (29-7) and 2015-16 (27-8).

DRAKE

The No. 12-seeded Bulldogs, at 27-7 (15-5) after winning 13 of 14, are led 19.0ppg from sophomore guard/forward Tucker DeVries, the MVC Player of the Year. Drake placed second in the MVC and then earned the tournament title.

PROJECTED STARTERS

2	ISIAH WONG 4Yr Jr. G 6-4 184 Piscataway, N.J. 2022-23: 16.2 ppg, 4.3 rpg, 3.4 apg		CAREER HIGHS Pts: 36 Stl: 5 Reb: 12 Blk: 3 Ast: 8 Min: 42	NOTES NABC Third Team AA; ACC POTY; Wooden, Olson & West Finalist; 15+ PTS in 48 of last 85
11	JORDAN MILLER 5Yr Sr. G 6-7 195 Middleburg, Va. 2022-23: 15.3 ppg, 6.2 rpg, 2.7 apg		CAREER HIGHS Pts: 30 Stl: 7 Reb: 15 Blk: 3 Ast: 7 Min: 48	NOTES Second Team All-ACC; 10+ in last 26 GP; One of six in DI w/15.0p, 6.0r, 2.5a, 1.0s. 50 FG%
15	NORCHAD OMIER 3Yr So. F 6-7 248 Bluefields, Nicaragua 2022-23: 13.6 ppg, 9.7 rpg, 1.3 apg		CAREER HIGHS Pts: 35 Stl: 5 Reb: 26 Blk: 6 Ast: 4 Min: 40	NOTES Third Team All-ACC; DI top 25 & ACC top four in d-d, rpg, org, or% & fg%; 2021-22 SBC POY
24	NIJEL PACK 3Yr So. G 6-0 184 Indianapolis, Ind. 2022-23: 13.2 ppg, 2.7 rpg, 2.5 apg		CAREER HIGHS Pts: 35 Stl: 4 Reb: 8 Blk: 2 Ast: 9 Min: 42	NOTES Shooting 43.9% (43/98) on 3Ps in last 16 GP; 2021-22 First Team All- Big 12 & Big 12 MIP
55	WOOGA POPLAR 2Yr So. G 6-5 192 Philadelphia, Pa. 2022-23: 8.3 ppg, 3.3 rpg, 1.5 apg		CAREER HIGHS Pts: 20 Stl: 6 Reb: 7 Blk: 2 Ast: 4 Min: 34	NOTES 18pts on 6/8 3P vs. #25 Pitt; Averaging 9.9ppg on 48.0/50.0/93.8 clips in last 13 GP (14+ 4x)



NUMERICAL ROSTER

NO.	NAME	POS.	HT.	WT.	YR.	CL.	HOMETOWN / LAST SCHOOL
0	AJ Casey	F	6-9	213	1Yr	Fr.	Chicago, Ill. / Whitney Young
1	Anthony Walker	F	6-9	215	4Yr	Jr.	Baltimore, Md. / Brewster Academy (N.H.)
2	Isaiah Wong	G	6-4	184	4Yr	Jr.	Piscataway, N.J. / Monsignor Bonner (Pa.)
3	Christian Watson	G	6-7	209	1Yr.	Fr.	Lanham, Md. / St. John's College HS (D.C.)
4	Bensley Joseph	G	6-2	207	2Yr.	So.	Arlington, Mass. / Putnam Science Academy (Conn.)
5	Harlond Beverly	G	6-6	200	4Yr	Jr.	Detroit, Mich. / Montverde Academy (Fla.)
10	Filippos Gkogkos	G	6-4	200	4Yr	Jr.	Athens, Greece / International School of Bucharest (Romania)
11	Jordan Miller	G	6-7	195	5Yr	Sr.	Middleburg, Va. / George Mason / Loudoun Valley
12	Favour Aire	C	6-11	215	1Yr.	Fr.	Ekpoma, Nigeria / Bishop McNamara (Md.)
13	Jakai Robinson	G	6-5	208	2Yr	RFr.	Ossining, N.Y. / Rock Creek Christian Academy (Md.)
15	Norchad Omier	F	6-7	248	3Yr.	So.	Bluefields, Nicaragua / Arkansas State / Miami Prep (Fla.)
23	Danilo Jovanovich	F	6-8	219	1Yr.	Fr.	Milwaukee, Wis. / Whitnall
24	Nijel Pack	G	6-0	184	3Yr.	So.	Indianapolis, Ind. / Kansas State / Lawrence Central
32	Thomas Oosterbroek	F	6-8	215	2Yr	So.	Amsterdam, Netherlands / Brentwood School (Calif.)
55	Wooga Poplar	G	6-5	192	2Yr	So.	Philadelphia, Pa. / Math, Civics and Sciences Charter School

ALPHABETICAL ROSTER

NO.	NAME	POS.	HT.	WT.	YR.	CL.	HOMETOWN / LAST SCHOOL
12	Favour Aire	C	6-11	215	1Yr.	Fr.	Ekpoma, Nigeria / Bishop McNamara (Md.)
5	Harlond Beverly	G	6-6	200	4Yr	Jr.	Detroit, Mich. / Montverde Academy (Fla.)
0	AJ Casey	F	6-9	213	1Yr	Fr.	Chicago, Ill. / Whitney Young
10	Filippos Gkogkos	G	6-4	200	4Yr	Jr.	Athens, Greece / International School of Bucharest (Romania)
4	Bensley Joseph	G	6-2	207	2Yr.	So.	Arlington, Mass. / Putnam Science Academy (Conn.)
23	Danilo Jovanovich	F	6-8	219	1Yr.	Fr.	Milwaukee, Wis. / Whitnall
11	Jordan Miller	G	6-7	195	5Yr	Sr.	Middleburg, Va. / George Mason / Loudoun Valley
15	Norchad Omier	F	6-7	248	3Yr.	So.	Bluefields, Nicaragua / Arkansas State / Miami Prep (Fla.)
32	Thomas Oosterbroek	F	6-8	215	2Yr	So.	Amsterdam, Netherlands / Brentwood School (Calif.)
24	Nijel Pack	G	6-0	184	3Yr.	So.	Indianapolis, Ind. / Kansas State / Lawrence Central
55	Wooga Poplar	G	6-5	192	2Yr	So.	Philadelphia, Pa. / Math, Civics and Sciences Charter School
13	Jakai Robinson	G	6-5	208	2Yr	RFr.	Ossining, N.Y. / Rock Creek Christian Academy (Md.)
1	Anthony Walker	F	6-9	215	4Yr	Jr.	Baltimore, Md. / Brewster Academy (N.H.)
3	Christian Watson	G	6-7	209	1Yr.	Fr.	Lanham, Md. / St. John's College HS (D.C.)
2	Isaiah Wong	G	6-4	184	4Yr	Jr.	Piscataway, N.J. / Monsignor Bonner (Pa.)

NOTE: "YR." indicates number of years as a college student and "CL." indicates athletic class without the 2020-21 season counting towards eligibility

COACHING STAFF

Head Coach: Jim Larrañaga (Providence '71, 12th season)
Associate Head Coach: Bill Courtney (Bucknell '92, fourth season)
Assistant Coach: DJ Irving (Boston University '14, second season)
Assistant Coach: Kotie Kimble (Coastal Carolina '07, first season)
Director of Basketball Operations: Jeff Dyer (Delaware '14, sixth season, second as DOBO)
Associate Director of Basketball Operations: Joe Gimbel (Temple '18, second season)
Operations Specialist: Jimmy Polisi (Temple '20, first season)
Strength & Conditioning Coach: Preston Greene (Clemson '99, first season)
Athletic Trainer: Sam Johnson (Grand Valley State [Mich.] '14, second season)
Physical Therapist: Tommy Otley (Asbury [Ky.] '17, first season)

PRONUNCIATION GUIDE

Jim Larrañaga: Lare-Uh-NAY-Guh
Joe Gimbel: GIMM-Bull
Favour Aire: FAY-Vurr (like "Favor") EYE-Ray
Filippos Gkogkos: Fill-EEP-Ose GO-Gose
Danilo Jovanovich: DAHN-Ih-Low Yo-VAHN-Uh-Vich
Norchad Omier: Oh-MEER
Thomas Oosterbroek: OAST-Uhr-Brook
Nijel Pack: NYE-Juhl (like "Nigel")
Wooga Poplar: WUH-Guh POP-Lurr
Jakai Robinson: Juh-KYE

RETURNERS (9)

No. 1 Anthony Walker
 No. 2 Isaiah Wong*
 No. 5 Harlond Beverly
 No. 4 Bensley Joseph
 No. 10 Filippos Gkogkos
 No. 11 Jordan Miller*
 No. 13 Jakai Robinson
 No. 32 Thomas Oosterbroek
 No. 55 Wooga Poplar

* returning starter

FRESHMEN (5)

No. 0 AJ Casey
 No. 3 Christian Watson
 No. 12 Favour Aire
 No. 13 Jakai Robinson (RFr.)
 No. 23 Danilo Jovanovich

SOPHOMORES (5)

No. 4 Bensley Joseph
 No. 15 Norchad Omier (3rd year)
 No. 24 Nijel Pack (3rd year)
 No. 32 Thomas Oosterbroek
 No. 55 Wooga Poplar

JUNIORS (4)

No. 1 Anthony Walker (4th year)
 No. 2 Isaiah Wong (4th year)
 No. 5 Harlond Beverly (4th year)
 No. 10 Filippos Gkogkos (4th year)

SENIORS (1)

No. 11 Jordan Miller (5th year)

BY LOCATION

MARYLAND (2)
 No. 1 Anthony Walker
 No. 3 Christian Watson

NEW YORK (1)
 No. 13 Jakai Robinson

ILLINOIS (1)
 No. 0 AJ Casey

INDIANA (1)
 No. 24 Nijel Pack

MASSACHUSETTS (1)
 No. 4 Bensley Joseph

MICHIGAN (1)
 No. 5 Harlond Beverly

NEW JERSEY (1)
 No. 2 Isaiah Wong

PENNSYLVANIA (1)
 No. 55 Wooga Poplar

VIRGINIA (1)
 No. 11 Jordan Miller

WISCONSIN (1)
 No. 23 Danilo Jovanovich

INTERNATIONAL (4)
 No. 10 Filippos Gkogkos (Greece)
 No. 32 Thomas Oosterbroek (Netherlands)
 No. 15 Norchad Omier (Nicaragua)
 No. 12 Favour Aire (Nigeria)

PLAYER SPOTLIGHTS



#0 AJ CASEY
1Yr Fr. • F • 6-9 • 213
Chicago, Ill.

	GP-GS	PPG	RPG	APG	MPG
2022-23	26-0	1.0	1.2	0.2	6.8
CAREER	26-0	1.0	1.2	0.2	6.8



#1 ANTHONY WALKER
4Yr Jr. • F • 6-9 • 215
Baltimore, Md.

	GP-GS	PPG	RPG	APG	MPG
2022-23	32-1	2.9	1.3	0.3	10.3
CAREER	120-19	5.1	2.6	0.5	15.4



#2 ISAIAH WONG
4Yr Jr. • G • 6-4 • 184
Piscataway, N.J.

	GP-GS	PPG	RPG	APG	MPG
2022-23	32-32	16.2	4.3	3.4	33.2
CAREER	127-107	14.1	4.1	2.2	30.9



#3 CHRISTIAN WATSON
1Yr Fr. • G • 6-7 • 209
Lanham, Md.

	GP-GS	PPG	RPG	APG	MPG
2022-23	10-0	1.7	0.5	0.1	3.6
CAREER	10-0	1.7	0.5	0.1	3.6



#4 BENSLEY JOSEPH
2Yr So. • G • 6-2 • 207
Arlington, Mass.

	GP-GS	PPG	RPG	APG	MPG
2022-23	32-2	5.4	2.1	2.0	20.6
CAREER	68-2	3.8	1.9	1.4	16.7



#5 HARLOND BEVERLY
4Yr Jr. • G • 6-6 • 200
Detroit, Mich.

	GP-GS	PPG	RPG	APG	MPG
2022-23	32-1	3.7	1.2	1.2	12.4
CAREER	86-21	5.5	2.3	2.0	18.5



#10 FILIPPOS GKOGKOS
4Yr Jr. • G • 6-4 • 200
Athens, Greece

	GP-GS	PPG	RPG	APG	MPG
2022-23	1-0	0.0	0.0	0.0	2.0
CAREER	18-0	0.0	0.3	0.0	1.6



#11 JORDAN MILLER
5Yr Sr. • G • 6-7 • 195
Middleburg, Va.

	GP-GS	PPG	RPG	APG	MPG
2022-23	32-32	15.3	6.2	2.7	34.7
CAREER	137-129	12.8	6.0	1.6	32.2



#12 FAVOUR AIRE
1Yr Fr. • C • 6-11 • 215
Ekpoma, Nigeria

	GP-GS	PPG	RPG	APG	MPG
2022-23	14-0	0.6	0.6	0.0	2.7
CAREER	14-0	0.6	0.6	0.0	2.7



#13 JAKAI ROBINSON
2Yr RFr. • G • 6-5 • 208
Ossining, N.Y.

	GP-GS	PPG	RPG	APG	MPG
2022-23	6-0	0.3	0.0	0.2	2.6
CAREER	6-0	0.3	0.0	0.2	2.6



#15 NORCHAD OMIER
3Yr So. • F • 6-7 • 248
Bluefields, Nicaragua

	GP-GS	PPG	RPG	APG	MPG
2022-23	32-31	13.6	9.7	1.3	28.5
CAREER	84-81	14.8	11.3	1.1	28.2




#23 DANILO JOVANOVIĆ
1Yr Fr. • F • 6-8 • 219
Milwaukee, Wis.

	GP-GS	PPG	RPG	APG	MPG
2022-23	1-0	0.0	0.0	0.0	2.1
CAREER	1-0	0.0	0.0	0.0	2.1



#24 NIJEL PACK
3Yr So. • G • 6-0 • 184
Indianapolis, Ind.

	GP-GS	PPG	RPG	APG	MPG
2022-23	30-30	13.2	2.7	2.5	31.3
CAREER	83-82	14.5	3.4	2.8	32.6



#32 THOMAS OOSTERBROEK
2Yr So. • F • 6-8 • 215
Amsterdam, Netherlands

	GP-GS	PPG	RPG	APG	MPG
2022-23	-	-	-	-	-
CAREER	4-0	0.3	0.0	0.0	1.0



#55 WOOGA POPLAR
2Yr So. • G • 6-5 • 192
Philadelphia, Pa.

	GP-GS	PPG	RPG	APG	MPG
2022-23	32-31	8.3	3.3	1.5	23.3
CAREER	66-31	5.2	2.3	0.9	15.8

THE LAST TIME IT HAPPENED...

Player Scored 40+ Points

Miami Darius Rice (43), vs. Connecticut, 1/20/03
Opponent Sean Singletary (41), vs. Virginia, 3/1/08

Player Scored 35+ Points

Miami Isaiah Wong (36), vs. Cornell, 12/7/22
Opponent Xavier Rathan-Mayes (35), vs. Florida State, 2/25/15

Player Scored 30+ Points

Miami Isaiah Wong (36), vs. Cornell, 12/7/22
Opponent El Ellis (33), vs. Louisville, 2/11/23

Two Players (not 2+) Scored 20 Points

Miami Isaiah Wong (27), Nijel Pack (24), vs. Wake Forest, 2/18/23
Opponent Matthew Cleveland (20), Darin Green Jr. (20), vs. Florida State, 2/25/23

Three Players Scored 20+ Points

Miami Nijel Pack (2), Norchad Omier (21), Isaiah Wong (21), vs. Louisville, 2/11/23
Opponent Joseph Girard III (26), Jesse Edwards (22), Cole Swider (20), vs. Syracuse, 1/5/22

Player Scored 20+ Points in a Half

Miami Isaiah Wong (22), first half, vs. Cornell, 12/7/22
Opponent Josh Cohen (20), second half, vs. St. Francis (PA), 12/17/22

Five (not 5+) Players Scored in Double Figures

Miami Isaiah Wong (22), Jordan Miller (17), Nijel Pack (11), Bensley Joseph (10), Wooga Poplar (10), vs. Duke in ACC Tournament, 3/10/23
Opponent Kyle Filipowski (17), Dariq Whitehead (16), Tyrese Procor (15), Mark Mitchell (14), Jeremy Roach (13), vs. Duke in ACC Tournament, 3/10/23

Six (not 6+) Players Scored in Double Figures

Miami Isaiah Wong (22), Wooga Poplar (20), Bensley Joseph (14), Norchad Omier (14), Anthony Walker (10), vs. St. Francis (PA), 12/17/22
Opponent Tyree Appleby (15), Cameron Hildreth (14), Damari Monsanto (14), Andrew Carr (12), Matthew Marsh (12), Daivien Williamson (12), vs. Wake Forest, 2/18/23

Seven+ Players Scored in Double Figures

Miami Sheldon McClellan (18), Ja'Quan Newton (15), James Palmer (14), Ebuka Izundu (11), Angel Rodriguez (11), Ivan Cruz Uceda (10), Anthony Lawrence II (10), vs. Mississippi State, 11/19/15

Player Grabbed 15+ Rebounds

Miami Norchad Omier (16), vs. Syracuse, 1/16/23
Opponent Jabari Smith (15), vs. Auburn in NCAA Tournament, 3/20/22

Player Grabbed 20+ Rebounds

Miami Reggie Johnson (20), vs. Florida Atlantic, 3/16/11
Opponent Kelly Wise (21), vs. Memphis, 12/21/00

Two Players Grabbed 10+ Rebounds

Miami Nysier Brooks (11) & Elijah Olaniyi (10), vs. Louisville, 1/16/21
Opponent Kyle Filipowski (14) & Derek Lively II (10), at Duke, 1/21/23

Three Players Grabbed 10+ Rebounds

Miami Mark Richardson (11), Eric Brown (10), Joe Wylie (10) vs. FIU, 3/6/89
Opponent Matt Harpring (12), Dion Glover (10), Michael Maddox (10), Georgia Tech, 12/27/97

Player Had 10+ Assists

Miami Isaiah Wong (10), vs. St. Francis (PA), 12/17/22
Opponent Reece Beekman (10), at Virginia, 2/5/22

Player Had 10+ Blocks

Miami Anthony King (10), vs. Florida Atlantic, 11/29/04
Opponent Jarvis Varnado (10), Mississippi State, 12/13/07

Player Had 5+ Blocks

Miami Tonye Jekiri (5), vs. Northeastern, 11/27/15
Opponent Dereck Lively II (5), vs. Duke, 2/6/23

Player Had 5+ Steals

Miami Isaiah Wong (5), vs. Virginia Tech, 1/31/23
Opponent Kadary Richmond (5), at Syracuse, 1/19/21

Player Had a Double-Double

Miami Norchad Omier (14 pts, 10 reb), vs. Wake Forest in ACC Tournament, 3/9/23
Opponent Kyle Filipowski (17 pts, 11 reb), vs. Duke in ACC Tournament, 3/10/23

Player Had a Triple-Double

Miami Bruce Brown, Jr. (10 pts, 11 reb, 10 ast), vs. Gardner-Webb, 11/10/17
Opponent Brendan Haywood (18 pts, 14 reb, 10 blk), North Carolina, 12/4/00

Two Players Had Double-Doubles

Miami Keith Stone (12 pts, 18 reb) & Isaiah Wong (27 pts, 12 reb), at Virginia Tech, 2/19/20
Opponent RaiQuan Gray (10 pts, 11 reb) & Malik Osborne (11 pts, 10 reb), at Florida State, 1/27/21

Hit Last-Second Shot to Win

Miami Jordan Miller, vs. Boston College in ACC Tournament, fast-break layup at the buzzer off a 50-foot pass to win, 71-69 (OT), 3/10/22
Opponent Matthew Cleveland, running 3-pointer from 30-plus feet at the buzzer to win, 85-84, vs. Florida State, 2/25/23

Team Scored 100+ Points

Miami 107, vs. Cornell, 12/7/22
Opponent 105, vs. Cornell, 12/7/22

Team Scored 90-99 Points

Miami 96, vs. Wake Forest, 2/18/23
Opponent 96, vs. Alabama in ESPN Events Invitational, 11/28/21

Team Scored 50 Points in a Half

Miami 54, first half, vs. Florida State, 2/25/23
Opponent 54, second half, vs. Florida State, 2/25/23

Team Shot 50 Percent in Both Halves

Miami .667 (20-30) / .515 (17-33), vs. Wake Forest, 2/18/23
Opponent .577 (15-26) / .520 (13-25), vs. Duke in ACC Tournament, 3/10/23

Team Shot 60 Percent in a Half

Miami .657 (23-35), first half, vs. Florida State, 2/25/23
Opponent .677 (21-31), second half, vs. Florida State, 2/25/23

Team Shot 60 Percent in Both Halves

Miami .600 (15/25) / .607 (17-28), vs. Boston College, 1/11/23
Opponent .640 (16-25) / .615 (16-26), vs. Villanova in NCAA Tournament, 3/24/16

Team Shot 70 Percent in a Half

Miami .720 (18-25), second half, vs. Middle Tennessee in Diamond Head Classic, 12/25/17

Team Shot 60 Percent in a Game

Miami .604 (32-53), vs. Boston College, 1/11/23
Opponent .600 (30-50), vs. Maryland in Naimsmith HOF Tip-Off Tournament, 11/20/22

Team Shot Under 30 Percent in a Game

Miami .279 (17-61), at Louisville, 1/7/20
Opponent .298 (17-57), at Louisville, 12/4/12

Team Shot 60 Percent on 3-Pointers in a Game

Miami .667 (12-18), vs. Boston College, 1/11/23
Opponent .600 (12-20), vs. Florida State, 1/27/19

Team Won by 50+ Points

Miami 50, vs. Nova Southeastern (108-58), 11/16/09
Opponent 53, vs. Notre Dame (126-73), 2/22/86

Team won by 40-49 Points

Miami 49, vs. Western Carolina (92-43), 11/11/16
Opponent 41, at North Carolina (105-64), 1/31/07

Team Won by 30-39 Points

Miami 31, vs. Coppin State (91-60), 12/21/19
Opponent 32, vs. Alabama in ESPN Events Invitational (96-64), 11/28/21

Overtime

Miami won in overtime 71-69 (OT), vs. Boston College in ACC Tournament, 3/10/22
Miami lost in overtime 83-81 (OT), at NC State, 1/14/23

Rankings

Miami defeated a ranked opponent 78-76, vs. No. 25 Pittsburgh, 3/4/23
Miami lost to a ranked opponent 85-78, vs. No. 21 Duke in ACC Tournament, 3/10/23
Miami defeated a top-10 opponent 66-64, vs. No. 6 Virginia, 12/20/22
Miami lost to a top-10 opponent 76-50, vs. No. 3 Kansas in NCAA Tournament, 3/27/22
Miami defeated a top-five opponent 76-74, at No. 2 Duke, 1/8/22
Miami lost to a top-five opponent 76-50, vs. No. 3 Kansas in NCAA Tournament, 3/27/22

Comebacks

Miami won when down 10+ points 82-78 (down 11), vs. Syracuse, 11/16/23
Miami lost when up 10+ points 85-84 (up 25), vs. Florida State, 2/25/23
Miami won when down 15+ points 80-73 (down 16), vs. NC State, 12/10/22
Miami lost when up 15+ points 85-84 (up 25), vs. Florida State, 2/25/23
Miami won when down 20+ points 58-54 (down 20), vs. Purdue, 12/8/20
Miami lost when up 20+ points 85-84 (up 25), vs. Florida State, 2/25/23
Miami lost when up 25+ points 85-84 (up 25), vs. Florida State, 2/25/23
Miami won when down at halftime 82-78 (down 4), vs. Syracuse, 11/16/23
Miami lost when up at halftime 85-84 (up 23), vs. Florida State, 2/25/23
Miami won when down 10+ at halftime 75-72 (down 11), at Syracuse, 3/5/22
Miami lost when up 10+ at halftime 85-84 (up 23), vs. Florida State, 2/25/23
Miami won when down 15+ at halftime 58-54 (down 18), vs. Purdue, 12/8/20
Miami lost when up 15+ at halftime 85-84 (up 23), vs. Florida State, 2/25/23
Miami lost when up 20+ at halftime 85-84 (up 23), vs. Florida State, 2/25/23

THE LAST TIME A MIAMI FRESHMAN...

Scored 30 Points: Bruce Brown Jr. (30), vs. North Carolina, 1/28/17

Scored 20+ Points: Isaiah Wong (27), at Virginia Tech, 2/19/20

Perfect from Field (5+ att): Reggie Johnson (RS), 8-of-8, vs. Wake Forest, 3/11/10

Perfect from 3-Pt (3+ att): Anthony Lawrence II, 4-of-4, vs. Notre Dame, 2/3/16

Perfect from FT Line (5+ att): Isaiah Wong, 14-of-14, at Virginia Tech, 2/19/20

10+ Rebounds: Isaiah Wong, 12, at Virginia Tech, 2/19/20

10+ Assists: Bruce Brown, Jr., 10, vs. South Carolina State, 12/6/16

5-9 Assists: Earl Timberlake, 5, vs. North Carolina, 1/5/21

5+ Steals: Earl Timberlake, 5, vs. North Carolina, 1/5/21

4+ Blocks: Raphael Akpejori, 4, vs. McNeese State, 11/24/10

Double-Double: Isaiah Wong (27 pts, 12 reb), at Virginia Tech, 2/19/20

Triple-Double: Bruce Brown Jr. (11 pts, 11 reb, 10 ast), vs. South Carolina State, 12/6/16



TEAM STREAKS (* = INCLUDES PRIOR SEASON[S]) (- = ONLY PRIOR SEASONS)

Overall	Lost 1	Non-Con	Lost 1	Making More 3Ps	Lost 1
Home	Won 1	Non-Con Home	Won 10*	Making Fewer 3Ps	Won 6
Away	Won 3	Non-Con Away	Won 5*	Outrebounding Opp.	Won 2
Neutral	Lost 1 1	vs. Ranked	Lost 1	Opp. Outrebounds	Lost 5
ACC	Won 1	Overtime	Lost 1	Scoring 70-Plus	Lost 1
ACC Home	Won 1	Up at Half	Won 2	Allowing 70-Plus	Lost 1
ACC Away	Won 3	Down at Half	Lost 1	4-Plus Score 10-Plus	Lost 2

2022-23 STARTING LINEUPS (3)

~ Miller/Omier/Pack/Poplar/Wong: 29x, 23-6 record, most recent: 3/10/23 vs. Duke (neutral)
 ~ Joseph/Miller/Omier/Poplar/Wong: 2x, 1-1 record, most recent: 2/25/23 vs. Florida State
 ~ Beverly/Miller/Pack/Walker/Wong: 1x, 1-0 record, most recent: 3/4/23 vs. Pittsburgh

BEATING THE BLUE BLOODS (MORE ON PAGE 12)

During Jim Larrañaga's 12 seasons, the Hurricanes are 16-19 (15-16 ACC, 7-9 away) against Duke (8-9) and North Carolina (8-10), good for the co-second-most wins (Virginia is 19-19 and Duke is 16-12) by any school against those two teams since 2011-12. Miami has a win over at least one of them in 10 of Coach L's 12 years, including each of the first seven, topping both in 2012-13 (four total), 2016-17, 2021-22 and 2022-23. Before his arrival, Miami was 4-31 (2-17 ACC, 1-15 away) against the two, including 2-20 in its ACC era. The Hurricanes' eight victories over those schools by double digits since 2011-12 are two more than any other team (only Duke [six], Virginia and Wake Forest have even five) and they are the one of two teams, joining Duke, with seven road wins against the two since then. Miami's six triumphs by 15-plus are twice as many as any other school (just Louisville and North Carolina have even three), as are its four decisions by 20-plus (only NC State and Ohio State have even two). It is also the only team with three wins by 25-plus, while no one else has even two. Duke's largest loss (90-63 on 1/23/13) and co-third-largest loss (81-59 on 2/6/23) of the last 14 years are to Miami, with the former the third-most lopsided loss ever for an AP No. 1 team. North Carolina's third- and fifth-largest defeats of the last 13 years are to the Hurricanes (85-57 on 1/18/22 and 87-61 on 2/9/13). In 2012-13, Miami became the first team to beat both schools by 20-plus since Maryland did so in 1974-75.

QUITE THE COACH

Jim Larrañaga is one of 16 active coaches with 700 victories, including one of 10 at the DI level. He is the 53rd of 56 NCAA coaches all-time to reach 700, including the 35th of 36 with DI experience and the 34th of 35 with at least five years at that level. Coach L is No. 12 all-time in total victories as an ACC head coach with 251, No. 10 in ACC victories (regular season and ACC Tournament) with 133 and No. 10 in ACC league wins with 120, with all third-most among active coaches. Larrañaga, John Calipari, Lefty Driesell and Cliff Ellis are the only four coaches ever with 150-plus wins at three DI schools, while (entering 2022-23) just 20 others (five active) have even 100-plus victories at three DI schools. Coach L is also among the 17 coaches (eight active) with 200-plus wins at two DI institutions and one of eight (five active) with 250-plus at two. One of just 22 active DI head coaches who has led a program to the Final Four, Larrañaga (12-10) is among just 32 active head coaches with multiple NCAA Tournament berths and a winning percentage over .500, just 18 of whom have double-digit such trips. He is also, per ESPN Stats & Info, the only DI coach to take two schools to the Elite Eight as a double-digit seed.

EXCEEDING EXPECTATIONS

In nine of Jim Larrañaga's 12 years, Miami has placed higher in the final ACC standings than it was picked in the preseason poll. Seven times, it finished multiple spots above its preseason spot, including four-plus places higher thrice, with an eight-spot jump in 2021-22. Only once, during a 2020-21 season in which the Hurricanes led all Power Five teams with 113 games missed due to injury, has Miami ended the year more than one spot below its preseason slot.

Year	Pre	Final	Mar.	Year	Pre	Final	Mar.	Year	Pre	Final	Mar.
2022-23	4th	t-1st	+3	2018-19	10th	t-11th	-1	2014-15	10th	t-6th	+4
2021-22	12th	4th	+8	2017-18	4th	t-3rd	+1	2013-14	12th	10th	+2
2020-21	7th	13th	-6	2016-17	9th	t-7th	+2	2012-13	5th	1st	+4
2019-20	9th	t-10th	-1	2015-16	5th	t-2nd	+3	2011-12	5th	t-4th	+1

MIAMI'S RECORD WHEN...

Record	2022-23 All	2022-23 ACC	Larrañaga At UM	ACC
All games	25-7	15-5	251-148	120-101
Home	16-1	9-1	141-49	72-39
Away	7-4	6-4	68-68	48-62
Neutral	2-1	—	42-30	—
November	7-1	—	56-18	0-1
December	6-0	4-0	56-15	9-3
January	4-4	4-4	45-48	43-48
February	6-1	6-1	55-40	54-40
March	2-1	1-0	39-26	14-9
April	—	—	0-1	0-0
vs. Top-10 opponents	1-0	1-0	11-27	9-20
vs. Top-25 (includes top-10)	4-1	4-0	28-61	20-46
vs. RV opponents	0-2	0-2	19-16	11-10
vs. Teams over .500 on gameday	17-6	11-4	157-128	85-86
vs. Teams under .500 on gameday	5-1	3-1	61-15	27-13
vs. Teams at .500 on gameday	3-0	1-0	33-5	8-2
While UM in Top 10	—	—	21-10	9-7
While UM in Top 25 (includes top 10)	15-6	13-5	73-31	42-22
While UM is RV (only)	9-1	2-0	68-25	31-15
In Top-25 matchups	4-1	4-0	12-11	10-6
In Top-10 matchups	—	—	0-3	0-2
~Note: above rankings records include teams that were top-25/top-10/RV in either poll, with precedence given to the team's higher ranking				
~Note: 0-0 teams playing their first game are considered .500 on this list				
Leading at halftime	17-2	11-2	185-30	83-23
Trailing at halftime	6-4	3-2	53-106	31-71
Tied at halftime	2-1	1-1	13-12	6-7
In overtime games	—	—	12-12	8-7
Single overtime	—	—	7-11	5-6
Double overtime	—	—	3-1	2-1
Triple overtime	—	—	1-0	1-0
Leading w/2:00 left in regulation	24-2	15-2	231-18	108-13
Trailing w/2:00 left in regulation	0-4	0-2	15-125	10-83
Tied w/2:00 left in regulation	1-1	0-1	5-5	2-5
UM shoots 50% or better from field	13-2	7-2	104-13	41-8
UM shoots 40-49.9% from field	10-3	7-1	121-58	67-43
UM shoots under 40% from field	2-2	1-2	26-77	12-50
Opp. shoots 50% or better from field	5-3	4-1	26-57	17-34
Opp. shoots 40-49.9% from field	15-4	9-4	114-69	61-52
Opp. shoots under 40% from field	5-0	2-0	111-22	42-15
UM shoots 70% or better from line	19-5	13-3	164-82	84-59
UM shoots under 70% from line	6-1	2-1	87-65	36-41
UM makes more 3-point FGs	13-3	8-3	137-52	66-42
UM makes fewer 3-point FGs	11-3	7-2	88-75	43-52
3-point FGs are even	1-1	—	26-21	11-7
4+ Canes in double figures	15-3	11-2	135-41	63-31
3 Canes in double figures	10-3	4-2	93-58	46-36
2 or fewer Canes in double figures	0-1	0-1	23-49	10-34
Outrebounding opponent	21-1	13-1	156-40	68-27
Opponent outrebounds UM	2-6	0-4	83-106	45-72
Tied in rebounds	2-0	2-0	12-2	7-2
UM records 10 or more steals	7-1	5-1	45-19	21-15
UM records fewer than 10 steals	18-6	10-4	206-129	99-86
UM records 15 or more assists	15-1	9-1	101-15	50-13
UM records fewer than 15 assists	10-6	6-4	150-133	70-88
UM commits fewer than 15 turnovers	19-6	12-4	214-124	104-81
UM commits 15 or more turnovers	6-1	3-1	37-24	16-20
UM commits fewer turnovers than opp.	14-4	8-2	152-65	69-43
UM commits more turnovers than opp.	10-3	7-3	80-61	41-43
Tied in turnovers	1-0	—	19-22	10-15
Games decided by 3 points or fewer	5-4	2-4	41-32	22-24
Games decided by 4-9 points	9-2	8-1	77-48	49-34
Games decided by 10-19 points	6-1	2-0	83-47	33-30
Games decided by 20-29 points	5-0	3-0	36-17	16-10
Games decided by 30-39 points	—	—	12-4	0-3
Games decided by 40+ points	—	—	2-0	—
Playing in morning	—	—	6-1	—
Playing in afternoon (12-4:59 p.m.)	8-5	5-4	84-59	46-40
Playing in evening (5 p.m. or later)	17-2	10-1	161-88	74-61
~Note: above game times are based off local time at game location				
UM scores 49 points or fewer	—	—	2-8	1-6
UM scores 50-59 points	—	—	12-53	6-35
UM scores 60-69 points	4-2	1-2	56-45	29-26
UM scores 70-79 points	8-3	4-1	101-33	47-27
UM scores 80-89 points	8-2	7-2	57-8	27-6
UM scores 90-99 points	4-0	3-0	20-1	9-1
UM scores 100 or more points	1-0	—	3-0	1-0
Opponent scores 39 points or fewer	—	—	2-0	—
Opponent scores 40-49 points	—	—	29-2	14-2
Opponent scores 50-59 points	4-0	2-0	71-12	26-9
Opponent scores 60-69 points	8-1	3-1	74-40	37-26
Opponent scores 70-79 points	9-3	7-2	56-52	31-32
Opponent scores 80-89 points	3-3	3-2	17-31	11-25
Opponent scores 90-99 points	—	—	2-9	1-6
Opponent scores 100 or more points	1-0	—	1-1	0-1



ALL-TIME NCAA TOURNAMENT RESULTS

1959-60* Midwest Region (First Round)

3/8/60 vs. *Western Kentucky L 107-84 Lexington, Ky.

*No team seeds in 1959-60

1997-98 No. 11 seed — South Region (First Round)

3/13/98 vs. No. 6 UCLA L 65-62 Atlanta, Ga.

1998-99 No. 2 seed — East Region (Second Round)

3/12/99 vs. No. 15 Lafayette W 75-54 Boston, Mass.

3/14/99 vs. No. 10 Purdue L 73-63 Boston, Mass.

1999-2000 No. 6 seed — South Region (Sweet 16)

3/17/00 vs. No. 11 Arkansas W 75-71 Nashville, Tenn.

3/19/00 vs. No. 3 Ohio State W 75-62 Nashville, Tenn.

3/24/00 vs. No. 7 Tulsa L 80-71 Austin, Texas

2001-02 No. 5 seed — West Region (First Round)

3/14/02 vs. No. 12 Missouri L 93-80 Albuquerque, N.M.

2007-08 No. 7 seed — South Region (Second Round)

3/21/08 vs. No. 10 St. Mary's W 78-64 Little Rock, Ark.

3/23/08 vs. No. 2 Texas L 75-72 Little Rock, Ark.

2012-13 No. 2 seed — East Region (Sweet 16)

3/22/13 vs. No. 15 Pacific W 78-49 Austin, Texas

3/24/13 vs. No. 7 Illinois W 63-59 Austin, Texas

3/28/13 vs. No. 3 Marquette L 71-61 Washington, D.C.

2015-16 No. 3 seed — South Region (Sweet 16)

3/17/16 vs. No. 14 Buffalo W 79-72 Providence, R.I.

3/19/16 vs. No. 11 Wichita State W 65-57 Providence, R.I.

3/24/16 vs. No. 2 Villanova L 92-69 Louisville, Ky.

2016-17 No. 8 seed — Midwest Region (First Round)

3/17/17 vs. No. 9 Michigan State L 78-58 Tulsa, Okla.

2017-18 No. 6 seed — South Region (First Round)

3/15/18 vs. No. 11 Loyola Chicago L 64-62 Dallas, Texas

2021-22 No. 10 seed — Midwest Region

3/18/22 vs. No. 7 USC W 68-66 Greenville, S.C.

3/20/22 vs. No. 2 Auburn W 79-61 Greenville, S.C.

3/25/22 vs. No. 11 Iowa State W 70-56 Chicago, Ill.

3/27/22 vs. No. 1 Kansas L 76-50 Chicago, Ill.

NCAA Appearances: 11 (11-11 overall record)

By Round	W	L	Pct.	First	Last
First Round	6	5	.545	1998	2022
Second Round	4	2	.667	1999	2022
Sweet 16	1	3	.250	2000	2022
Elite Eight	0	1	.000	2022	same

CAREER NCAA TOURNAMENT STATS

NAME	GP	GS	FG	3P	FT	MPG	PPG	RPG	APG	SPG	BPG
F. Aire	n/a										
H. Beverly	n/a										
A. Casey	n/a										
B. Joseph	4	0	1-4	0-3	2-2	10.3	1.0	1.0	0.8	0.5	0.3
J. Miller	4	4	15-26	0-3	6-10	31.5	9.0	4.5	1.3	1.8	1.0
N. Omier	n/a										
N. Pack	n/a										
W. Poplar	4	0	1-6	0-3	0-2	7.5	0.5	2.0	0.5	0.3	0.0
A. Walker	4	0	4-13	0-5	2-4	11.5	2.5	2.8	0.3	0.8	0.5
I. Wong	4	4	24-55	3-14	14-17	33.2	16.3	4.3	2.0	2.5	0.5

POSTSEASON PLAY

Miami is 11-12 in the NIT across 12 berths, most recently reaching the title game in 2015. Between the NCAA Tournament and NIT, the Hurricanes are 22-23 in 22 postseason bids, including 12-7 under Jim Larrañaga.

BREAKDOWN

By Opponent	W	L
Arkansas	1	0
Auburn	1	0
Buffalo	1	0
Illinois	1	0
Iowa State	1	0
Kansas	0	1
Lafayette	1	0
Loyola Chicago	0	1
Marquette	0	1
Michigan State	0	1
Missouri	0	1
Ohio State	1	0
Pacific	1	0
Purdue	0	1
St. Mary's	1	0
Texas	0	1
Tulsa	0	1
UCLA	0	1
USC	1	0
Villanova	0	1
Western Kentucky	0	1
Wichita State	1	0

By Opponent Conference	W	L
Big 12	1	3
BIG EAST	0	2
Big Ten	2	2
Big West	1	0
MAC	1	0
Missouri Valley	1	1
Ohio Valley	0	1
PAC-12	1	1
Patriot	1	0
SEC	2	0
WAC	0	1
West Coast	1	0

By Miami's Seed	W	L
No. 2	3	2
No. 3	2	1
No. 5	0	1
No. 6	2	2
No. 7	1	1
No. 8	0	1
No. 10	3	1
No. 11	0	1

By Opponent Seed	W	L
No. 1	0	1
No. 2	1	2
No. 3	1	1
No. 6	0	1
No. 7	2	1
No. 9	0	1
No. 10	1	1
No. 11	3	1
No. 12	0	1
No. 14	1	0
No. 15	2	0

By Coach	W	L
Bruce Hale	0	1
Leonard Hamilton	3	3
Perry Clark	0	1
Frank Haith	1	1
Jim Larrañaga	7	5



TEAM NCAA TOURNAMENT RECORDS

INDIVIDUAL NCAA TOURNAMENT RECORDS

MIAMI			OPPONENTS		
Points Scored			Points Scored		
80	vs. Missouri	3/14/02	93	Missouri	3/14/02
79	vs. Auburn	3/20/22	92	Villanova	3/24/16
79	vs. Buffalo	3/17/16	80	Tulsa	3/24/00
Field Goals Made			Field Goals Made		
32	vs. Auburn	3/20/22	32	Villanova	3/24/16
28	vs. St. Mary's	3/21/08	30	Michigan State	3/17/17
27	vs. Lafayette	3/12/99	29	Kansas	3/27/22
Field Goal Attempts			Field Goal Attempts		
76	vs. Purdue	3/14/99	69	Auburn	3/20/22
68	vs. Missouri	3/14/02	68	Iowa State	3/25/22
66	vs. Auburn	3/20/22	61	Illinois	3/24/13
			61	Missouri	3/14/02
Field Goal Percentage			Field Goal Percentage		
.553 (21-38)	vs. Wichita State	3/19/16	.627 (32-51)	Villanova	3/24/16
.532 (25-47)	vs. Villanova	3/24/16	.579 (22-38)	Purdue	3/14/99
.510 (26-51)	vs. Ohio State	3/19/00	.566 (30-53)	Michigan State	3/17/17
.510 (25-49)	vs. Loyola Chicago	3/15/18			
3-Point Field Goals Made			3-Point Field Goals Made		
12	vs. Pacific	3/22/13	13	Texas	3/28/08
10	vs. Villanova	3/24/16	10	Villanova	3/24/16
10	vs. Lafayette	3/12/99	10	Buffalo	3/17/16
10	vs. Tulsa	3/24/00			
3-Point Field Goals Attempted			3-Point Field Goal Attempts		
26	vs. Iowa State	3/25/22	27	Illinois	3/24/13
26	vs. Marquette	3/28/13	26	six times (last on 3/20/22 vs. Auburn)	
25	vs. Illinois	3/24/13			
3-Point Field Goal Percentage			3-Point Field Goal Percentage		
.625 (10-16)	vs. Lafayette	3/12/99	.667 (10-15)	Villanova	3/24/16
.588 (10-17)	vs. Villanova	3/24/16	.500 (3-6)	Marquette	3/28/13
.588 (10-17)	vs. Tulsa	3/24/00	.500 (13-26)	Texas	3/23/08
Free Throws Made			Free Throws Made		
28	vs. Missouri	3/14/02	34	Missouri	3/14/02
26	vs. Buffalo	3/17/16	24	Purdue	3/14/99
22	vs. Arkansas	3/17/00	24	Tulsa	3/24/00
Free Throws Attempted			Free-Throw Attempts		
35	vs. Missouri	3/14/02	43	Missouri	3/14/02
34	vs. Buffalo	3/17/16	37	Purdue	3/14/99
32	vs. Arkansas	3/17/00	37	Tulsa	3/24/00
Free-Throw Percentage			Free-Throw Percentage		
.895 (17-19)	vs. Ohio State	3/19/00	.947 (18-19)	Villanova	3/24/16
.864 (19-22)	vs. Texas	3/23/08	.857 (12-14)	Michigan State	3/17/17
.857 (18-21)	vs. Pacific	3/22/13	.857 (6-7)	Illinois	3/24/13
Rebounds			Rebounds		
47	vs. Lafayette	3/12/99	48	Missouri	3/14/02
47	vs. St. Mary's	3/21/08	47	Auburn	3/20/22
45	vs. Purdue	3/14/99	42	Iowa State	3/25/22
Assists			Assists		
21	vs. Iowa State	3/25/22	19	Loyola Chicago	3/15/18
20	vs. Lafayette	3/12/99	18	Kansas	3/27/22
19	vs. Auburn	3/20/22	18	USC	3/18/22
19	vs. Ohio State	3/19/00	18	Michigan State	3/17/17
Steals			18	Purdue	3/14/99
12	vs. USC	3/18/22	Steals		
12	vs. UCLA	3/13/98	13	UCLA	3/13/99
11	vs. Iowa State	3/25/22	12	Lafayette	3/12/99
			10	Tulsa	3/24/00
			10	Wichita State	3/19/16
Blocked Shots			Blocked Shots		
9	vs. Lafayette	3/12/99	8	Auburn	3/20/22
7	vs. Iowa State	3/25/22	7	Texas	3/23/08
7	vs. Loyola Chicago	3/15/18	6	Arkansas	3/17/00

MIAMI			OPPONENTS		
Points Scored			Points Scored		
38	Jack McClinton vs. St. Mary's	3/21/08	26	A.J. Abrams, Texas	3/23/08
31	Johnny Hemsley vs. Lafayette	3/12/99	26	J.R. Henderson, UCLA	3/13/98
28	Angel Rodriguez vs. Wichita St.	3/19/16	24	Patrick Mills, St. Mary's	3/21/08
Field Goals Made			Field Goals Made		
12	Jack McClinton vs. St. Mary's	3/21/08	11	J.R. Henderson, UCLA	3/13/98
10	Kameron McGusty vs. Iowa St.	3/25/22	8	six times (last on 3/27/22 vs. Kansas)	
10	Kameron McGusty vs. Auburn	3/20/22	Field Goal Attempts		
10	Johnny Hemsley vs. Lafayette	3/12/99	21	Patrick Mills, St. Mary's	3/21/08
Field Goals Attempts			20	Brandon Paul, Illinois	3/24/13
21	Tim James vs. Purdue	3/14/99	17	J.R. Henderson, UCLA	3/13/98
19	Jack McClinton vs. St. Mary's	3/21/08	17	Scoonie Penn, Ohio St.	3/19/00
18	four times (last on 3/25/23 vs. Iowa St.)		Field Goal Percentage, Min. 5 made		
Field Goal Percentage, Min. 6 made			.889 (8-9)	Nick Ward, Mich. State	3/17/17
1.000 (6-6)	Jordan Miller vs. Iowa St.	3/25/22	.800 (8-10)	Kris Jenkins, Villanova	3/24/16
.818 (9-11)	Angel Rodriguez vs. Wichita St.	3/19/16	.750 (6-8)	Greg McQuay, Purdue	3/14/99
.750 (9-12)	Johnny Hemsley vs. Lafayette	3/12/99	3-Point Field Goals Made		
.750 (6-8)	Mario Bland vs. UCLA	3/13/98	6	Patrick Mills, St. Mary's	3/21/08
.750 (6-8)	John Salmons vs. Arkansas	3/17/00	6	A.J. Abrams, Texas	3/23/08
3-Point Field Goals Made			6	Travis Fulton, Pacific	3/22/13
9	Johnny Hemsley vs. Lafayette	3/12/99	3-Point Field Goal Attempts		
5	four times (last on 3/24/16 vs. Villanova)		14	Patrick Mills, St. Mary's	3/21/08
3-Point Field Goals Attempts			10	D.J. Richardson, Illinois	3/24/13
12	Johnny Hemsley vs. Lafayette	3/12/99	10	Travis Fulton, Pacific	3/22/13
10	Rion Brown vs. Illinois	3/24/13	10	A.J. Abrams, Texas	3/23/08
10	Johnny Hemsley vs. Arkansas	3/17/00	3-Point Field Goal Pct., Min. 4 made		
10	Jack McClinton vs. Texas	3/23/08	.833 (5-6)	Kris Jenkins, Villanova	3/24/16
3-Point Field Goal Percentage, Min. 5 made			.800 (4-5)	Brian Cardinal, Purdue	3/14/99
.750 (9-12)	Johnny Hemsley vs. Lafayette	3/12/99	.667 (4-6)	Tyler Griffey, Illinois	3/24/13
.714 (5-7)	Sheldon McClellan vs. Villanova	3/24/16	.667 (4-6)	Nick Perkins, Buffalo	3/17/16
.625 (5-8)	Durand Scott vs. Pacific	3/22/13	.667 (4-6)	Clayton Custer, Loy. Chi.	3/15/18
Free Throws Made			Free Throws Made		
11	Jack McClinton vs. St. Mary's	3/21/08	10	Clarence Gilbert, Missouri	3/14/02
10	Sheldon McClellan vs. Buffalo	3/17/16	7	Toby Bailey, UCLA	3/13/98
10	Darius Rice vs. Missouri	3/14/02	7	Alan Eldridge, Purdue	3/14/99
Free-Throw Attempts			7	Brandon Kurtz, Tulsa	3/24/00
13	Sheldon McClellan vs. Buffalo	3/17/16	Free-Throw Attempts		
11	Angel Rodriguez vs. Buffalo	3/17/16	12	Brandon Kurtz, Tulsa	3/24/00
11	Jack McClinton vs. St. Mary's	3/21/08	11	Clarence Gilbert, Missouri	3/14/02
11	Darius Rice vs. Missouri	3/14/02	10	Alan Eldridge, Purdue	3/14/99
Free-Throw Percentage, Min. 5 made			Free-Throw Percentage, Min. 6 made		
1.000 (11-11)	Jack McClinton vs. St. Mary's	3/21/08	1.000 (6-6)	A.J. Abrams, Texas	3/23/08
1.000 (6-6)	Elton Tyler vs. Ohio St.	3/19/00	1.000 (6-6)	Rickey Paulding, Missouri	3/14/02
1.000 (6-6)	John Salmons vs. Ohio St.	3/19/00	.909 (10-11)	Clarence Gilbert, Missouri	3/14/02
1.000 (5-5)	Isaiah Wong vs. Auburn	3/20/22	Rebounds		
1.000 (5-5)	Shane Larkin vs. Pacific	3/22/13	16	Damion James, Texas	3/23/08
Rebounds			15	Jabari Smith, Auburn	3/20/22
13	Kamari Murphy vs. Buffalo	3/17/16	12	Nnanna Ekwu, Illinois	3/24/13
12	Davon Reed vs. Buffalo	3/17/16	12	Daimon Simpson, St. Mary's	3/21/08
11	Johnny Hemsley vs. UCLA	3/13/98	Assists		
11	Mario Bland vs. Purdue	3/14/99	8	Isaiah Mobley, USC	3/18/22
11	Mario Bland vs. Ohio St.	3/19/00	8	D.J. Augustin, Texas	3/23/08
Assists			8	Ben Richardson, Loy. Chi.	3/15/18
9	Charlie Moore vs. Iowa St.	3/25/22	Steals		
9	Shane Larkin vs. Pacific	3/22/13	4	Ochai Agbaji, Kansas	3/27/22
8	four times (last on 3/20/22 vs. Auburn)		4	Fred VanVleet, Wichita St.	3/19/16
Steals			4	Brian Cardinal, Purdue	3/14/99
4	Kameron McGusty vs. Iowa St.	3/25/22	4	Scoonie Penn, Ohio St.	3/19/00
4	Kameron McGusty vs. Auburn	3/20/22	4	Eric Coley, Tulsa	3/24/00
4	Jordan Miller vs. USC	3/18/22	4	Toby Bailey, UCLA	3/13/98
4	Charlie Moore vs. USC	3/18/22	Blocked Shots		
4	Angel Rodriguez vs. Wichita St.	3/19/16	4	Alonzo Lane, Arkansas	3/17/00
4	Kevin Norris vs. UCLA	3/13/98	4	Ken Johnson, Ohio St.	3/19/00
4	Johnny Hemsley vs. Lafayette	3/12/99	3	seven times (last on 3/20/22 vs. Auburn)	
Blocked Shots					
4	Sam Waardenburg vs. USC	3/18/22			
4	Kamari Murphy vs. Buffalo	3/17/16			
3	Sam Waardenburg vs. Iowa St.	3/25/22			
3	John Salmons vs. Lafayette	3/12/99			
3	Jimmy Graham vs. Texas	3/23/08			

2022-23 ACC PRESEASON POLL

Miami finished fourth in the ACC preseason poll, tied with 2017-18 and 2008-09 for the highest mark in program history. It also earned multiple first-place votes for the first time ever. The full predicted order of finish is below, with first-place votes in parenthesis.

1. North Carolina (90), 1504	6. Notre Dame, 971	11. Clemson, 528
2. Duke (2), 1339	7. Virginia Tech (1), 921	12. Louisville, 477
3. Virginia (6), 1310	8. Syracuse, 700	13. Boston College, 368
4. Miami (2), 1138	9. Wake Forest, 672	14. Pittsburgh, 320
5. Florida State, 1064	10. NC State, 548	15. Georgia Tech, 260

NOT MANY LIKE LARRAÑAGA

Jim Larrañaga is among the 14 active DI head coaches with coach of the year honors at three-plus DI schools (entering 2022-23). Of those, he is one of nine with at least five total honors. The full list, noted with total honors, is below.

~ Dana Altman, Oregon, 7x total	~ Chris Holtmann, Ohio State, 3x total
~ Rick Barnes, Tennessee, 6x total	~ Bob Huggins, West Virginia, 5x total
~ John Calipari, Kentucky, 10x total	~ Jim Larrañaga, Miami, 5x total
~ Mick Cronin, UCLA, 3x total	~ Thad Matta, Butler, 5x total
~ Kermit Davis, Ole Miss, 4x total	~ Bruce Pearl, Auburn, 6x total
~ Ed DeChellis, Navy, 4x total	~ Rick Pitino, Iona, 5x total
~ Cliff Ellis, Coastal Carolina, 5x total	~ Herb Sendek, Santa Clara, 3x total

Thirteen of these 14 individuals—all except Bruce Pearl—have claimed recognitions in three different leagues, as has Georgia's Mike White, making Larrañaga one of 14 active DI head coaches to do so (entering 2022-23).

CARDIAC CANES

The Hurricanes notched 13 wins when trailing in the second half last season, all of which are listed below. In nine of those games, Miami, at some point, faced a deficit of seven-plus points, including a deficit of 13-plus in five.

Date	Opponent	Halftime	Top Deficit	Final
11/26/21	vs. North Texas	28-40 (-12)	14 (1H, 0:58)	W, 69-63
12/1/21	at Penn State	29-23 (+6)	5 (2H, 12:14)	W, 63-58
12/4/21	Clemson*	34-40 (-6)	9 (2H, 5:02)	W, 80-75
12/12/21	vs. Fordham	35-37 (-2)	4 (2H, 18:57)	W, 72-66
12/29/21	NC State*	40-41 (-1)	8 (2H, 12:27)	W, 91-83
1/5/22	Syracuse*	30-44 (-14)	18 (1H, 0:59)	W, 88-87
1/8/22	at #2 Duke*	32-32 (0)	8 (1H, 14:49)	W, 76-74
1/26/22	at Virginia Tech*	36-31 (+5)	6 (2H, 6:35)	W, 78-75
2/9/22	Georgia Tech*	34-36 (-2)	14 (1H, 5:56)	W, 79-70
2/12/22	at RV#25 Wake*	33-40 (-7)	13 (1H, 3:11)	W, 76-72
3/5/22	at Syracuse*	26-37 (-11)	18 (2H, 17:32)	W, 75-72
3/10/22	vs. Boston Coll.	34-32 (+2)	7 (1H, 15:41)	W, 71-69 (OT)
3/18/22	vs. #21/22 USC	31-20 (+11)	4 (2H, 14:42)	W, 68-66

This season, the Hurricanes own seven victories when facing a second-half deficit, all of which are listed below. In three of those games, Miami faced a deficit of 11-plus points in the second half.

Date	Opponent	Halftime	Top Deficit	Final
11/7/22	Lafayette	28-30 (-2)	4 (1H, 11:13)	W, 67-54
11/11/22	UNC Greens.	33-34 (-1)	7 (1H, 3:46)	W, 79-65
11/30/22	Rutgers	33-34 (-1)	11 (2H, 16:39)	W, 68-61
12/10/22	NC State*	34-43 (-9)	16 (1H, 8:07)	W, 80-73
12/30/22	at Notre Dame*	33-34 (-1)	3 (1H, 0:49)	W, 76-65
1/16/22	Syracuse*	34-38 (-4)	11 (2H, 14:44)	W, 82-78
1/31/22	Virginia Tech*	45-44 (+1)	8 (1H, 15:15)	W, 92-83

Since the first game listed above (11/26/21 vs. North Texas), the Hurricanes are 8-8 when trailing by double digits. Additionally, since 2/9/22 against Georgia Tech, Miami is 9-4 when trailing at halftime.

2022-23 FINAL ACC STANDINGS

Picked fourth in the 2022-23 ACC preseason poll, Miami won a share of the league title and earned the No. 1 seed in the ACC Tournament.

T-1. Miami	15-5	T-8. Wake Forest	10-10
T-1. Virginia	15-5	10. Boston College	9-11
T-3. Clemson	14-6	11. Virginia Tech	8-12
T-3. Duke	14-6	12. Florida State	7-13
T-3. Pittsburgh	14-6	13. Georgia Tech	6-14
6. NC State	12-8	14. Notre Dame	3-17
7. North Carolina	11-9	15. Louisville	2-18
T-8. Syracuse	10-10		

HERE TO STAY

Miami, per Stadium's Jeff Goodman, was one of nine DI programs that did not have a scholarship player enter the transfer portal during/after the 2021-22 season, alongside Army West Point, Gonzaga, Grambling State, Kansas, LIU Brooklyn, Rutgers, St. John's and Texas A&M-Corpus Christi. Only three of them (Miami, Army West Point and Gonzaga) also had no scholarship transfers in women's basketball.

It also marked the fifth time in six years (2016-22) no Miami scholarship letter winner—a player who appeared in a game—transferred to another school. Among ACC schools, Florida State has even had three such occurrences, while only Louisville, North Carolina and Virginia have even two. Just five Hurricane scholarship letter winners have transferred over the past six years, tied with Florida State for the fewest among ACC schools. Nine of the other 13 teams had 10-plus transfers, including four with 16-plus. The average ACC school has lost 11.9 scholarship letter winners to transfer over the past six years, greater than double Miami's mark.

LARRAÑAGA'S LONGEVITY

Jim Larrañaga is tied for No. 19 all-time (min. 10 years at a DI school) with 39 years as a head coach and is one of just 21 individuals to hit that mark. Just five such coaches are active, as Larrañaga trails just Jim Boeheim (47), Cliff Ellis (45) and Bob Huggins (41), while Greg Kampe is also in his 39th year. In addition, Larrañaga's 1,171 games coached entering the 2022-23 season place him No. 14 all-time (min. 10 years DI). That is good for fourth among active DI coaches, behind Boeheim (1,424), Ellis (1,357) and Huggins (1,315).

SELECT SELECTIONS

A 1971 sixth-round pick of the Detroit Pistons, Jim Larrañaga is one of just 32 active DI head coaches selected in the NBA Draft. The group includes under 10 percent of all DI head coaches and features three others from the ACC: Tony Bennett (1992), Hubert Davis (1992) and Kenny Payne (1989).

10 COMMITMENTS OF MIAMI BASKETBALL

Prior to each practice, 10 poster boards are placed on the baseline, each featuring one commitment of Miami basketball. The 10 are as follows:

- ~ We will set our defense every time.
- ~ We will pressure the man with the ball.
- ~ We will pack the lane to prevent penetration.
- ~ We will contest all shots, hands high. Without fouling.
- ~ We will block out, rebound and run.
- ~ We will run for layups and open threes.
- ~ We will share the ball.
- ~ We will penetrate the defense.
- ~ We will create good shots both inside and outside.
- ~ We will attack the offensive boards.

NATIONALLY KNOWN

Isaiah Wong claimed NABC Third Team All-America honors, making him the sixth All-American in program history, the third since the 1985-86 program rebirth and the second since Miami joined the ACC in 2004-05. He was also named an All-America Honorable Mention by both the AP and the USBWA. Wong is one of 16 finalists on the John R. Wooden Award National Ballot and one of 25 finalists for Lute Olson National Player of Year. In addition, he is among just five finalists for the Jerry West Award. Wong also became Miami's first USBWA All-District IV pick since 2015-16 and the fourth NABC First Team All-District 2 choice in Jim Larrañaga's 12 years.

ACC ACCOLADES

Isaiah Wong won ACC Player of the Year, earning 30 votes to edge the 23 for second-place Tyree Appleby of Wake Forest. He is the second Hurricane to claim the award, following Shane Larkin in 2012-13, the other year Miami won the ACC regular season title. Wong also claimed First Team All-ACC accolades as the leading vote-getter with 337 points, making him the fourth first-team honoree in program history, alongside Kameron McGusty (2021-22), Larkin (2012-13) and Jack McClinton (2007-08 and 2008-09). It marked the third All-ACC honor of his career, making him the second Hurricane to achieve that feat, joining McClinton (2007-09).

Jordan Miller earned Second Team All-ACC plaudits. He is the eighth Hurricane to claim ACC first- or second-team recognition, alongside Wong, McClinton, Larkin, McGusty, Sheldon McClellan (2015-16), Kenny Kadji (2012-13) and Guillermo Diaz (2005-06 and 2004-05).

Norchad Omier collected Third Team All-ACC distinction, placing No. 11 in the voting and finishing one point shy of a second-team spot. He is the third Hurricane to earn first-, second- or third-team status in his first year playing for the Hurricanes, following Kadji (2011-12) and McClinton (2006-07).

This is the third time three Hurricanes have made All-ACC first-, second- or third-team in the same year, alongside 2015-16 and 2012-13.

DISTRICT DOMINANCE

For the first time ever, three Hurricanes received NABC All-District honors in the same season. Isaiah Wong tallied NABC First Team All-District 2 accolades, the fourth such honor for a Hurricane in Jim Larrañaga's 12 seasons, while Jordan Miller and Norchad Omier garnered second-team status. Miami, Houston, Iona, Southern Miss and Tulane were the only teams with three designees.

In addition, Wong earned USBWA All-District IV plaudits, becoming the third player to do so under Coach L, following Sheldon McClellan (2015-16) and Shane Larkin (2012-13).

COACH OF THE YEAR CANDIDATE

Jim Larrañaga is one of 20 finalists for the Jim Phelan National Coach of the Year Award, including one of just 11 from a Power Six league. He also finished as the runner-up in ACC Coach of the Year voting behind only Pittsburgh's Jeff Capel.

HALL CALLS

Jim Larrañaga was on the Naismith Memorial Basketball Hall of Fame ballot for the first time in 2023. He was one of nine first-time North American nominees, alongside three other coaches (John Beilein, Gregg Popovich and Stan Spirou) and five players (Pau Gasol, Dirk Nowitzki, Tony Parker, Dwyane Wade and John Williamson). In addition, Larrañaga will be inducted into the University of Miami Sports Hall of Fame in the spring of 2023.

HAPPY AT HOME

The Hurricanes are 141-49 (.742) at the Watsco Center in Jim Larrañaga's 12 seasons at the helm, including 91-29 (.758) over their last 120 outings. A year-by-year breakdown is below. As a whole, Miami is 236-93 (.717) at the Watsco Center, which opened as the Miami Convocation Center Jan. 4, 2003. Prior to Coach L's arrival, the Hurricanes were 95-44 (.683) there.

Year	Overall	Non-Conf	ACC
2011-12	14-4 (.778)	8-2 (.800)	6-2 (.750)
2012-13	14-1 (.933)	6-0 (1.000)	8-1 (.889)
2013-14	8-8 (.500)	5-2 (.714)	3-6 (.333)
2014-15	12-6 (.667)	7-2 (.778)	5-4 (.556)
2015-16	15-1 (.938)	6-1 (.857)	9-0 (1.000)
2016-17	14-2 (.875)	7-0 (1.000)	7-2 (.778)
2017-18	11-3 (.786)	5-0 (1.000)	6-3 (.667)
2018-19	11-5 (.688)	6-1 (.857)	5-4 (.556)
2019-20	9-5 (.643)	4-0 (1.000)	5-5 (.500)
2020-21	7-8 (.467)	4-1 (.800)	3-7 (.300)
2021-22	10-5 (.667)	4-1 (.800)	6-4 (.600)
2022-23	16-1 (.938)	7-0 (1.000)	9-1 (.900)
Totals	141-49 (.742)	69-10 (.873)	72-39 (.649)

2022-23 PRO CANES (25)

NBA (3)

Name	Letter Years	Team
Bruce Brown Jr.*	2016-18	Denver Nuggets
Davon Reed*	2013-17	Los Angeles Lakers
Lonnie Walker IV*	2017-18	Los Angeles Lakers

International (22)

Name	Letter Years	Team	Country
Rion Brown*	2010-14	Nanterre 92	France
Ivan Cruz Uceda*	2014-16	Basket Zaragoza	Spain
Guillermo Diaz	2003-06	Gigantes de Carolina	Puerto Rico
Deng Gak*	2018-22	Valmiera Glass Vidzemes Augstskola	Latvia
Julian Gamble*	2008-11; 12-13	Bnei Ofek Dist Herzliya	Israel
Gary Hamilton	2002-06	Sendai 89ers	Japan
Dewan Hernandez*	2016-18	Wonju DB Promy	South Korea
Ebuka Izundu*	2015-19	KK FMP Belgrade	Serbia
Tonye Jekiri*	2012-16	Fenerbahçe Basketbol	Turkey
DeQuan Jones*	2008-12	Shiga Lakestars	Japan
Kenny Kadji*	2011-13	Limoges Cercle Saint-Pierre	France
Shane Larkin*	2011-13	Anadolu Efes S.K.	Turkey
Anthony Lawrence II*	2015-19	Seahorses Mikawa	Japan
Sheldon Mac*	2014-16	Gigantes de Carolina	Puerto Rico
Kameron McGusty*	2019-22	UCC Assigeco Piacenza	Italy
Trey McKinney Jones*	2011-13	Gunma Crane Thunders	Japan
Charlie Moore*	2021-22	Belfius Mons-Hainaut	Belgium
Kamari Murphy*	2015-17	GTK Gliwice	Poland
Angel Rodriguez*	2014-16	Liège Basket	Belgium
Keith Stone*	2019-20	Elitzur Shomron	Israel
DJ Vasiljevic*	2016-20	Sydney Kings	Australia
Sam Waardenburg*	2017-20; 21-22	MHP Riesen Ludwigsburg	Germany

* asterisk indicates the individual played for Jim Larrañaga at Miami

Four former Miami players won league titles in 2020-21, led by Shane Larkin doing so in both Turkey and the prestigious EuroLeague. Trey McKinney Jones claimed playoff MVP in his team's run to a Japanese crown, while Rion Brown (Slovenia) and Julian Gamble (Italy) also earned trophies. The following year, in 2021-22, three Miami alumni claimed championships, with Larkin again winning the EuroLeague title and both Angel Rodriguez (Puerto Rico) and DJ Vasiljevic (Australia) doing so in their native domestic leagues.

2022-23 DUNK COUNTER (106)

Name	Total	Single-Game High
Norchad Omier	40	4 (vs. Florida A&M, 11/15/22)
Wooga Poplar	18	3 (vs. Florida A&M, 11/15/22)
Jordan Miller	13	2* (most recent at Pittsburgh, 1/28/23)
Isaiah Wong	10	1* (most recent vs. Wake Forest, 2/18/23)
Harlond Beverly	9	2 (vs. Syracuse, 1/16/23)
Anthony Walker	9	2 (vs. Florida State, 2/25/23)
AJ Casey	3	1* (most recent vs. Louisville, 2/11/23)
Nijel Pack	2	1 (vs. Wake Forest, 2/18/23)
Favour Aire	1	1 (vs. St. Francis Brooklyn, 11/23/22)
Bensley Joseph	1	1 (vs. Florida A&M, 11/15/22)

Miami had nine dunks against both Florida A&M on 11/15/22 (including four by Omier and three by Poplar) and Duke on 2/6/23 (by seven different players).

DOMINANT DEFENSIVE DISPLAY

Miami limited Louisville to 29.8 percent (17-of-57) shooting in its 80-53 road win on 12/4/22. It marked the first time the Hurricanes held a foe under 30 percent since 11/22/17, when La Salle shot 28.8 percent (15-of-52) in a neutral-site game in Reading, Pa. Miami last kept an ACC foe under that mark on 2/17/16 when Virginia Tech logged a 29.6 percent (16-of-54) ledger, last did so in a true road game on 12/22/15 at La Salle (29.8 percent; 17-of-57) and last did so in an ACC road game on 1/18/14 at Georgia Tech (29.5 percent; 13-of-44).

OUTSTANDING OFFENSIVE OUTING

Miami dropped 107 points in the win over Cornell on 12/7/22, its most since 11/16/09 versus Nova Southeastern (108) and most against a DI foe since 3/2/89 against Savannah State (107). It marked the fourth time Miami scored in triple digits at the Watsco Center, including the second versus a DI team. Cornell's 105 points broke the prior visitor record of 98 (twice) and marked the top total in regulation versus the Hurricane in any game since 1/3/07 at third-ranked North Carolina (105). The matchup also snapped a 457-game streak of DI teams winning when posting 105-plus points in regulation. In addition, Miami's 66 first-half points set a program record in a half in its ACC era (since 2004-05), eclipsing the mark set on 11/16/09 against Nova Southeastern (61).

WONG'S WONDERFUL WEEK

Isaiah Wong scored a career-high 36 points versus Cornell (12/7/22), becoming the first Hurricane to eclipse 30 since Sheldon McClellan on 11/25/14 at Charlotte (31) and logging the top total by a Miami player since Jack McClinton on 3/21/08 versus St. Mary's (38) in the NCAA Tournament Round of 64 in Little Rock, Ark. Wong, who became the first Power Six player this season with a 36-point showing, tallied 22 first-half points, tied for the ninth-most in a frame in Miami's ACC era (since 2004-05) and the highest total since Kameron McGusty in the second half on 1/21/19 against Coppin State (22).

Wong followed that with 22 points and a then-career-best eight assists against NC State (12/10/22), helping Miami rally back from a 16-point deficit. Wong averaged 29.0 points, 6.0 rebounds and 7.0 assists per game on the week, shooting 63.3 percent (19-of-30) overall, 58.3 percent (7-of-12) from deep and 92.9 percent (13-of-14) at the line, while committing just one turnover. Amongst other nationwide honors, he became the first Hurricane since Shane Larkin on 2/5/13 to win USBWA Oscar Robertson National Player of the Week, as well as the 11th Miami player to claim ACC Player of the Week plaudits.

PRIME PROGRAM

During Jim Larrañaga's 12 seasons, Miami has the fourth-most victories (251) of any school in the ACC for that full stretch. The Hurricanes also had the fourth-most road wins (69) and the fourth-most victories away from home (111) of any such team. In league play, Miami owns the fifth-most total triumphs (120) and the fourth-most road wins (48) during that span.

HAPPY HELPERS

Miami is 45-2 in Jim Larrañaga's 12-year tenure when posting 18-plus assists (36-1 with 19-plus, 24-1 with 20-plus), including 11-1 during the 2022-23 campaign with a high of 23 at Florida State on 1/24/23. The Hurricanes had 18-plus assists in four straight games in December (18 on 12/4/22 at Louisville, 21 versus Cornell on 12/7/22, 22 versus NC State on 12/10/22 and 19 versus St. Francis [PA] on 12/17/22). It marked the first such four-game streak in Coach L's tenure, as it had never done so even thrice in a row. The three-game 19-assist streak and back-to-back 20-assist performances were also firsts under Larrañaga. Since the start of the 2021-22 season, the Hurricanes have 21 outings with 18-plus assists, after registering 26 in Coach L's first 10 years.

SCINTILLATING SHOOTING

The Hurricanes shot 60.4 percent (32-of-53) overall and 66.7 percent (12-of-18) from 3-point range in the win over Boston College on 1/11/23. The field-goal percentage was their highest since 1/1/22 versus Wake Forest (61.5 percent; 32-of-52) and their fourth-best ever in ACC play. It also marked the first time in Jim Larrañaga's 12-year tenure his team shot over 60 percent in both halves. Meanwhile, the 3-point clip was Miami's second-best ever in ACC play (min. 7 3PM) behind only a 72.7 percent (8-of-11) mark on 2/27/16 against Louisville. It was the first time since 12/17/11 in a double-overtime game in Sunrise, Fla., against Florida Atlantic that the Hurricanes shot over 60 percent overall and over 60 percent from 3-point range.

RIVALRY ROUT

Miami's 23-point win, 86-63, at Florida State on 1/24/23 marked the largest road triumph by either side in series history. It was the Seminoles' largest home loss since 12/5/12 (72-47 vs. Florida) and their biggest home defeat in ACC play in over 18 years, going back to an 88-56 setback to Duke on 1/22/05. During Jim Larrañaga's 12-year tenure, two of Florida State's five ACC losses—including two of the first three—by 23-plus points are to Miami, as the Hurricanes earned a 24-point home triumph, 71-47, on 1/27/13. In addition, the Hurricanes' 23 assists in the victory at Florida State were their third-most ever in an ACC contest and fourth-most in Coach L's 12 years.

DOMINANT DEFEAT OF THE DEACONS

On 2/18/23, the Hurricanes registered a 96-87 victory over Wake Forest. The 96 points tied a program record for regulation ACC play, matching the mark set in a one-point win over No. 5/4 Duke on 2/20/08. Miami shot 37-of-63 from the floor in the win, setting a program record for made field goals in ACC action. The prior top mark of 35 was recorded twice, in the aforementioned win over Duke and in a 92-83 setback against fourth-ranked Duke on 1/19/05.

In addition, Miami forced Tyree Appleby, who entered the game—and eventually closed the regular season—as the ACC's leader in points and assists per game, into as career-high 12 turnovers. It marked the highest total by a DI player since 11/9/21 and also matched the second-highest mark by a DI player in the last 13 seasons.

MIAMI LEADERBOARDS

CAREER

Scoring				
Rank	Name	Years	GP	PTS
...4.	Darius Rice	2000-04	116	1,865
5.	Isaiah Wong	2019-pres.	127	1,785
Field-Goal Percentage (min. 4 FGM per game)				
Rank	Name	Years	FGM-FGA	Pct.
1.	Norchad Omier	2022-pres.	169-286	.591
2.	Jordan Miller	2021-pres.	338-615	.550
3.	Eric Brown	1985-89	805-1504	.535
Field Goals Made				
Rank	Name	Years	FGM	
...7.	Robert Hite	2002-06	622	
8.	Isaiah Wong	2019-pres.	609	
Field-Goal Attempts				
Rank	Name	Years	FGM	
...7.	Robert Hite	2002-06	1,406	
8.	Isaiah Wong	2019-pres.	1,379	
3-Point Field Goals Made				
Rank	Name	Years	FGM	
...T-9.	Rion Brown	2010-14	174	
T-9.	Guillermo Diaz	2003-06	174	
11.	Isaiah Wong	2019-pres.	171	
3-Point Field-Goal Attempts				
Rank	Name	Years	FGM	
...9.	Davon Reed	2013-17	512	
10.	Isaiah Wong	2019-pres.	497	
Free Throws Made				
Rank	Name	Years	FTM	
...3.	Dick Hickox	1958-61	409	
4.	Isaiah Wong	2019-pres.	396	
Free-Throw Attempts				
Rank	Name	Years	FTM	
...6.	Durand Scott	2009-13	507	
7.	Isaiah Wong	2019-pres.	497	
Games Played				
Rank	Name	Years	GP	
...8.	DJ Vasiljevic	2016-20	128	
9.	Isaiah Wong	2019-pres.	127	
Games Started				
Rank	Name	Years	GS	
...4.	Kevin Norris	1994-98	108	
5.	Isaiah Wong	2019-pres.	107	
Minutes Played				
Rank	Name	Years	MIN	
1.	Durand Scott	2009-13	4,238	
2.	Isaiah Wong	2019-pres.	3,929	
20-Point Games				
Rank	Name	Years	TOT	
...6.	Darius Rice	2000-04	35	
7.	Isaiah Wong	2019-pres.	34	

ACC-ONLY CAREER

Scoring				
Rank	Name	Years	AVG	PTS
1.	Isaiah Wong	2019-pres.	14.3	1,128
2.	Jack McClinton	2006-09	16.7	888
Rebounding				
Rank	Name	Years	AVG	REB
...4.	Anthony Lawrence II	2015-19	4.7	335
5.	Isaiah Wong	2019-pres.	4.2	332
Field-Goal Percentage (min. 1.5 FGM per game)				
Rank	Name	Years	FGM-FGA	Pct.
1.	Ebuka Izundu	2015-19	155-247	.628
2.	Jordan Miller	2021-pres.	213-375	.568
3.	Norchad Omier	2022-pres.	109-193	.565
Field Goals Made				
Rank	Name	Years	FGM	
1.	Isaiah Wong	2019-pres.	371	
2.	Durand Scott	2009-13	293	
...8.	DJ Vasiljevic	2016-20	228	
T-9.	Jordan Miller	2021-pres.	213	
T-9.	Guillermo Diaz	2004-06	213	
Free-Throw Percentage (min. 1 FTM per game)				
Rank	Name	Years	FTM-FTA	Pct.
...6.	Kameron McGusty	2019-22	120-147	.816
7.	Isaiah Wong	2019-pres.	269-332	.810
...10.	Malcolm Grant	2009-12	82-102	.804
11.	Jordan Miller	2021-pres.	84-105	.800
Free Throws Made				
Rank	Name	Years	FTM	
1.	Isaiah Wong	2019-pres.	269	
T-2.	Durand Scott	2009-13	170	
T-2.	Jack McClinton	2006-09	170	
Free-Throws Attempts				
Rank	Name	Years	FTA	
1.	Isaiah Wong	2019-pres.	332	
2.	Dwayne Collins	2006-10	249	
3-Point Field-Goal Percentage (min. 3PA)				
Rank	Name	Years	3PM-3PA	Pct.
1.	Kenny Kadji	2011-13	52-119	.437
2.	Nijel Pack	2022-pres.	52-120	.433
...10.	Guillermo Diaz	2004-06	77-209	.3684
11.	Isaiah Wong	2019-pres.	117-318	.3679
3-Point Field Goals Made				
Rank	Name	Years	3PM	
...2.	DJ Vasiljevic	2016-20	139	
3.	Isaiah Wong	2019-pres.	117	
3-Point Field-Goal Attempts				
Rank	Name	Years	3PA	
...2.	Jack McClinton	2006-09	357	
3.	Isaiah Wong	2019-pres.	318	
Assists				
Rank	Name	Years	AVG	AST
...2.	Durand Scott	2009-13	2.7	178
3.	Isaiah Wong	2019-pres.	2.1	164
Steals				
Rank	Name	Years	AVG	STL
...1.	Durand Scott	2009-13	1.4	91
2.	Isaiah Wong	2019-pres.	0.9	74
3.	Anthony Lawrence II	2015-19	1/0	73
4.	Kameron McGusty	2019-22	1.3	65
5.	Jordan Miller	2021-pres.	1.6	62
Minutes Played				
Rank	Name	Years	AVG	MIN
1.	Isaiah Wong	2019-pres.	31.6	2,498
2.	Durand Scott	2009-13	32.7	2,155

SINGLE-SEASON

Field-Goal Percentage (min. 200 FGA)				
Rank	Name	Season	FGM-FGA	Pct.
...3.	Reggie Johnson	2010-11	165-279	.5913
4.	Norchad Omier	2022-23	169-286	.5909
5.	Mario Bland	1998-99	125-212	.5896

ACC-ONLY SINGLE-SEASON

Points				
Rank	Name	Season	GP	AVG
...4.	Isaiah Wong	2020-21	19	16.7
5.	Jordan Miller	2022-23	20	15.6
6.	Isaiah Wong	2022-23	20	15.5
Rebounds				
Rank	Name	Season	GP	AVG
T-1.	Norchad Omier	2022-23	20	9.8
T-1.	Tonye Jekiri	2014-15	18	10.9
...9.	Kenny Kadji	2012-13	18	6.8
10.	Jordan Miller	2022-23	20	5.9
Field-Goal Percentage (min. 100 FGA)				
Rank	Name	Season	GP	FGM-FGA
...6.	Rodney Miller Jr.	2019-20	19	62-109
7.	Norchad Omier	2022-23	20	109-193
8.	Davon Reed	2014-15	18	57-104
9.	Jordan Miller	2022-23	20	118-218
Free-Throw Percentage (min. 40 FTM)				
Rank	Name	Season	GP	FTM-FTA
...T-5.	Davon Reed	2016-17	18	54-63
T-5.	Lance Hurdle	2007-08	16	54-63
7.	Isaiah Wong	2022-23	20	87-103
Free Throws Made				
Rank	Name	Season	FTM	
1.	Isaiah Wong	2022-23	87	
2.	Sheldon McClellan	2015-16	86	
...9.	Guillermo Diaz	2005-06	60	
10.	Jordan Miller	2022-23	59	
Free-Throw Attempts				
Rank	Name	Season	FTA	
T-1.	Isaiah Wong	2022-23	103	
T-1.	Sheldon McClellan	2015-16	103	
3.	Guillermo Diaz	2004-05	95	
4.	Isaiah Wong	2020-21	84	
T-5.	Norchad Omier	2022-23	81	
T-5.	Angel Rodriguez	2014-15	81	
3-Point Field-Goal Percentage (min. 35 3PA)				
Rank	Name	Season	GP	3PM-3PA
...3.	Sam Waardenburg	2021-22	18	26-57
4.	Wooga Poplar	2021-22	20	23-51
7.	Kenny Kadji	2011-12	15	20-46
8.	Nijel Pack	2022-23	19	52-120
3-Point Field Goals Made				
Rank	Name	Season	3PM	
1.	Jack McClinton	2008-09	53	
2.	Nijel Pack	2022-23	52	
3-Point Field Goals Attempts				
Rank	Name	Season	3PA	
...3.	DJ Vasiljevic	2018-19	123	
4.	Nijel Pack	2022-23	120	
Assists				
Rank	Name	Season	AVG	AST
...5.	Angel Rodriguez	2014-15	4.3	69
6.	Jordan Miller	2022-23	3.1	62
T-7.	Kameron McGusty	2021-22	3.1	61
T-7.	Bruce Brown Jr.	2016-17	3.4	61
T-9.	Isaiah Wong	2022-23	3.0	59
T-9.	Anthony Harris	2005-06	3.7	59
Blocked Shots				
Rank	Name	Season	AVG	BLK
...2.	Julian Gamble	2012-13	2.1	41
3.	Norchad Omier	2022-23	1.4	27
Steals				
Rank	Name	Season	AVG	STL
...9.	Bruce Brown Jr.	2016-17	1.4	26
T-10.	Jordan Miller	2022-23	1.3	25
T-10.	Angel Rodriguez	2014-15	1.4	25
T-10.	Robert Hite	2004-05	1.6	25
Minutes Played				
Rank	Name	Season	AVG	MIN
1.	Jordan Miller	2022-23	34.7	695
2.	DJ Vasiljevic	2019-20	34.7	693
...6.	Davon Reed	2016-17	36.7	660
7.	Isaiah Wong	2022-23	32.8	655

BEATING THE BEST

Through 3/13/23, the Hurricanes, at 5-5, are one of just 34 teams in the nation with at least five Quad 1 victories, just 20 of which are at least .500 in such contests. Miami is 6-0 against Quad 2 foes, one of four teams with six-plus such wins and zero losses. In total, The U is 11-5 versus Quad 1/2 teams, one of 31 schools with at least that many wins, only 10 of which have over twice as many wins as losses.

Miami finished with a 7-5 (.583) record against Quad 1 foes last season, one of just 24 schools with at least seven such victories. Of those teams, the Hurricanes were among just 15 to fare better than .500.

Over the last two seasons, the Hurricanes own a 12-10 (.545) ledger versus Quad 1 opponents and a 24-14 (.632) mark against Quad 1/2 teams.

VICTORIOUS OVER VIRGINIA

Then-No. 22 Miami won, 66-64, over sixth-ranked Virginia on 12/20/22 for the 11th top-10 victory for the Hurricanes in Jim Larrañaga's 12 seasons. It also improved the team to 7-6 in ACC top-25 matchups during his tenure (now 10-6 after going 3-1 since then). Miami owns four wins over Virginia under Coach L, one of six schools with at least that many since 2011-12, joining Duke, Florida State, North Carolina, NC State and Virginia Tech.

DOWNING DUKE

During Jim Larrañaga's 12-year tenure at The U, since the start of the 2011-12 campaign, the Hurricanes are 8-9 against Duke, including 8-8 in ACC play, 5-3 at home and 3-5 on the road. During that stretch, Miami is...

~ one of only two teams with eight-plus wins over the Blue Devils, joining North Carolina (12-15) (*no other team has even seven victories*)

~ one of only two teams with at least three road wins at Cameron Indoor Stadium, alongside North Carolina (five)

~ one of only two teams with four double-digit wins over Duke, joining North Carolina (*only two others, NC State and Wake Forest, have even three*)

~ one of only two teams with three 15-point victories over the Blue Devils, alongside North Carolina (*only one other team, NC State, has even two*)

~ one of two teams with multiple 20-point triumphs over Duke, joining NC State (*only two others, Louisville and Ohio State, have even one*)

~ the only team a .500 record in ACC play versus the Blue Devils

Miami is 3-3 against Duke over the last three seasons, including 3-1 in ACC play and 2-0 at the Watsco Center, with a plus-13 point differential.

Duke's largest loss of the last 14 seasons, since the start of the 2009-10 campaign, was a 27-point setback, 90-63, at Miami on 1/23/13. It is the third-largest loss ever by an AP No. 1 team and marked the Hurricanes' first win ever over a top-ranked team. The Blue Devils' co-third-largest defeat, 22 points, of that period also came at Miami in an 81-59 decision on 2/6/23.

With last season's 76-74 triumph at Cameron Indoor Stadium over the Blue Devils on 1/8/22, Larrañaga became just the fifth coach with multiple road wins over an AP top-five Duke team, per ESPN Stats & Info. He joined Dean Smith (five), Gary Williams (three), Roy Williams (three) and Dave Odom (two) on that list. In his other road win at Duke, the Blue Devils were ranked No. 7 in the AP Poll and No. 5 in the Coaches Poll.

Per ESPN, Larrañaga's 8-10 record against Duke while at Miami puts him tied for first in victories over the Blue Devils by a head coach at his current school. He is even on that list with Florida State's Leonard Hamilton (8-22), who has faced the Blue Devils 13 additional times with the Seminoles.

Before Larrañaga got to Miami, the Hurricanes were just 2-15 (.118) versus Duke, including 1-9 in ACC play and 0-7 at Cameron Indoor Stadium.

TOPPLING THE TAR HEELS

In Jim Larrañaga 12-year tenure at The U, since the start of the 2011-12 season, Miami is 8-10 versus North Carolina, including 7-8 in ACC play, 3-4 at home and 4-4 on the road. During that stretch, the Hurricanes are...

~ one of only three teams with eight-plus wins over North Carolina, joining Duke (16-12) and Virginia (13-9) (*only one other team, Pittsburgh [7-8], has even seven*)

~ one of three teams with at least four double-digit victories against the Tar Heels, alongside Duke (six) and Virginia (five) (*only one other team, Louisville, has even three*)

~ the only team with three 15-point wins over North Carolina (*only three others—Duke, Louisville and Wake Forest—have even two*)

~ the only team with two victories against the Tar Heels by 25-plus (*no other team has two by even 18-plus*)

~ one of two teams with at least four road triumphs against North Carolina, alongside Duke (seven) (*only two others, Pittsburgh and Virginia, have even three*)

~ responsible for two of the Tar Heels' three ACC regular season defeats by 23-plus points (26 and 28)

~ responsible for two of North Carolina's five overall losses by greater than 25 points (*Florida State, Kentucky and Syracuse own the other three*)

Since 2012-13, Miami is 8-8 against the Tar Heels, including 7-6 in ACC action, 3-3 at home and 4-3 on the road. Over the last two seasons, Miami is 2-0 in the series with a plus-36 point differential, notching a 28-point home win, 85-57, on 1/18/22 and an eight-point road triumph, 80-72, on 2/13/23.

Last year's 28-point victory is the largest ever by Miami in ACC play against any opponent. The Hurricanes led by as many as 33 points and held an edge of 22-plus the entire second half. Miami's 27-point halftime advantage, 49-22, then tied North Carolina's largest intermission deficit of the last 25 years, per ESPN's Bryan Ives. The loss was North Carolina's first by 25-plus in ACC play since 2/9/13, also at Miami (87-61).

Before Larrañaga arrived Miami was just 2-16 (.111) against North Carolina, including 1-8 in ACC competition and 1-8 at the Dean E. Smith Center.

THE U TO THE LEAGUE

Miami is one of 27 schools—six are in the ACC—with both four-plus NBA Draft choices over the past six years and a player picked in at least three of those five drafts. In 2017, Davon Reed went No. 32 to the Phoenix Suns. In 2018—the third time Miami has had two players selected, along with 1968 and 1970—Lonnie Walker IV went No. 18 to the San Antonio Spurs and Bruce Brown Jr., went No. 42 to the Detroit Pistons. In 2019, Dewan Hernandez went No. 59 to Toronto Raptors, then the reigning NBA champions.

ATHLETIC ACCOMPLISHMENTS

Norchad Omier, who is a team-best plus-4.5 in wingspan (6-11.5), has a max bench press of 275 pounds, 15 more than any teammate. In second, at 260, is Jordan Miller who paces Miami in standing vertical jump (36), one-step vertical jump (41) and high touch (11-11.5). Anthony Walker leads the way in max power clean (240) and ties Bensley Joseph for the max front squat (250). Favour Aire tops Miami in height (6-11), wingspan (7-3) and reach (110), while Wooga Poplar owns a team-best max-rep chin-up count of 23.

HIGH-SCORING HURRICANES

Miami averaged a league-best 80.1 points per game in ACC play this year, shattering the program record of 75.8 set just last season. Before this two-year stretch, the record was 74.8, set in 2007-08.

COACHING COORDINATORS

Jim Larrañaga's assistant coaching staff is set up in a coordinator system. Associate head coach Bill Courtney, in his fourth season at Miami and 13th with Coach L across three stops, is the offensive coordinator. Kotie Kimble, in his first year with the Hurricanes, is the defensive coordinator. DJ Irving, in his second season at The U, handles the scout for every opponent.

DOUBLE-DIGIT W'S

Jim Larrañaga owns 23 10-wins league campaigns in 37 years (62.2 percent) as a DI head coach. He has hit that mark seven of 12 seasons (58.3 percent) at Miami after the program did so just four times in its 20 years (20.0 percent) in a conference (ACC or BIG EAST) prior to his arrival.

CONSISTENT CANES

Miami has finished top-50 nationally in KenPom in seven of Jim Larrañaga's 11 years at the helm. In the prior 11 years before his arrival, the Hurricanes placed top-50 in the year-end rankings just three times.

PERFECTION

The Miami men's basketball team posted its first perfect Graduate Success Rate (GSR) in 2018 and then repeated the feat in 2019, 2020, 2021 and 2022. The Hurricanes' 100 score was at least 11 points above the national average, regardless of sport, each year. In addition, University of Miami student-athletes as a whole tallied a 93 in 2022, the 10th time in 11 years and seventh in a row the Hurricanes posted a figure of 90-plus.

SPECTACULAR STUDENT SHOWINGS

Four of the top five student attendance marks in Miami basketball history have come in the last two seasons. The complete top six is listed below.

1. 2,003 vs. Illinois, 12/2/14
2. 1,986 vs. Notre Dame, 2/2/22
3. 1,811 vs. Duke, 2/6/23
4. 1,727 vs. Syracuse, 1/16/23
5. 1,682 vs. Florida State, 1/22/22
6. 1,667 vs. Minnesota, 12/2/09

TOOK THE SHOW ON THE ROAD

Miami (16-6) was one of eight teams with 16-plus non-home wins in 2021-22, alongside Kansas (18), Villanova (18), Duke (17), Arizona (16), Houston (16), Murray State (16) and South Dakota State (16). It went 10-2 on the road to tie for fifth in such victories, with Villanova (10-5) the only other Power Six team to reach 10. Of the 10 teams with 10-plus road wins, only Miami and Murray State (11-1) had fewer than three losses. This season, Miami finished 7-4 in true road games, giving the team a 17-6 (.739) mark over the last two campaigns, including 14-6 (.700) in ACC play.

2021-22 FINAL ACC STANDINGS

Picked No. 12 in the ACC preseason poll, Miami finished fourth in 2021-22. The plus-eight increase tied Wake Forest for the largest of any team. Miami and Duke are last year's only top-five teams to place top-five in 2022-23.

1. Duke	16-4	9. Syracuse	9-11
T-2. Notre Dame	15-5	10. Clemson	8-12
T-2. North Carolina	15-5	T-11. Louisville	6-14
4. Miami	14-6	T-11. Pittsburgh	6-14
5. Wake Forest	13-7	T-11. Boston College	6-14
6. Virginia	12-8	14. Georgia Tech	5-15
7. Virginia Tech	11-9	15. NC State	4-16
8. Florida State	10-10		

TERRIFIC TURNAROUND

WIN IMPROVEMENT

After going 10-17 (.370) in 2020-21, Miami finished 26-11 (.703) in 2021-22. Miami was one of 20 schools to increase its win total by 15-plus year over year, including one of only 12 to do so by 16-plus games. Just six Power Six schools had an improvement of 16-plus victories.

Rank	School	Increase	2020-21	2021-22
T-1.	Middle Tennessee	+21	5-18	26-11
T-1.	Towson	+21	4-14	25-9
T-3.	Iowa State	+20	2-22	22-13
T-3.	UNC Wilmington	+20	7-10	27-9
T-5.	Duke	+19	13-11	32-7
T-5.	Texas A&M	+19	8-10	27-13
T-5.	Wake Forest	+19	6-16	25-10
T-8.	Murray State	+18	13-13	31-3
T-8.	Texas A&M-Corpus Christi	+18	5-19	23-12
T-8.	Vermont	+18	10-5	28-6
T-11.	Miami	+16	10-17	26-11
T-11.	Arizona	+16	17-9	33-4
T-13.	Auburn	+15	13-14	28-6
T-13.	Boston University	+15	7-11	22-13
T-13.	Cal State Fullerton	+15	6-10	21-11
T-13.	Delaware	+15	7-8	22-13
T-13.	Howard	+15	1-4	16-13
T-13.	Kentucky	+15	9-16	26-8
T-13.	New Mexico State	+15	12-8	27-7
T-13.	Samford	+15	6-13	21-11

WINNING PERCENTAGE IMPROVEMENT

The Hurricanes were one of 17 teams to increase their winning percentage by over 30 points from 2020-21 to 2021-22, including one of 16 to do so by at least 33 points. Only six Power Six programs tallied an increase of at least 33 percentage points.

Rank	School	Increase	2020-21	2021-22
1.	Iowa State	+54.6%	2-22 (.083)	22-13 (.629)
2.	Towson	+51.3%	4-14 (.222)	25-9 (.735)
3.	Middle Tennessee	+48.6%	5-18 (.217)	26-11 (.703)
4.	Texas A&M-Corpus Christi	+44.9%	5-19 (.208)	23-12 (.657)
5.	Wake Forest	+44.1%	6-16 (.273)	25-10 (.714)
6.	South Carolina State	+42.8%	1-17 (.056)	15-16 (.484)
7.	Murray State	+41.2%	13-13 (.500)	31-3 (.912)
8.	Kentucky	+40.5%	9-16 (.360)	26-8 (.765)
9.	Longwood	+37.4%	12-17 (.414)	26-7 (.788)
10.	Fordham	+35.7%	2-12 (.143)	16-16 (.500)
11.	Howard	+35.2%	1-4 (.200)	16-13 (.552)
12.	Auburn	+34.3%	13-14 (.481)	28-6 (.824)
13.	Samford	+34.0%	6-13 (.316)	21-11 (.656)
14.	Washington	+33.9%	5-21 (.192)	17-15 (.531)
15.	UNC Wilmington	+33.8%	7-10 (.412)	27-9 (.750)
16.	Miami	+33.3%	10-17 (.370)	26-11 (.703)
17.	Providence	+31.8%	13-13 (.500)	27-6 (.818)

CHECKING BOTH BOXES

Miami, the second team since the 1985 field expansion to reach the Elite Eight one year after winning 10 or fewer games, is one of just 10 schools in each of the above lists, alongside Auburn, Iowa State, Kentucky, Middle Tennessee, Murray State, Texas A&M-Corpus Christi, Towson, UNC Wilmington and Wake Forest. Of those 10, just eight—all except Auburn and Kentucky—of them met both the 16-win and 33-percent thresholds.

2021-22 CBB REFERENCE NOTES

JORDAN MILLER SEASON STATS

Jordan Miller was the sixth ACC player in the last 30 years to average at least 10.0 points and 1.5 steals per game while shooting over 56.0 percent from the field in a season. The other five went on to be top-five NBA Draft picks.

~ **Jordan Miller, Miami, 2021-22**

- ~ Zion Williamson, Duke, 2018-19, No. 1 overall in 2019
- ~ Shelden Williams, Duke, 2005-06, No. 5 overall in 2006
- ~ Elton Brand, Duke, 1998-99, No. 1 overall in 1999
- ~ Joe Smith, Maryland, 1994-95, No. 1 overall in 1995
- ~ Grant Hill, Duke, 1992-93, No. 3 overall in 1994

In addition, Miller was one of just three Division I players who hit all those figures in 2021-22, alongside a pair of conference player of the year honorees, one of whom was the national designee.

~ **Jordan Miller, Miami**

- ~ Norchad Omier, Arkansas State, Sun Belt POY (*transferred to Miami*)
- ~ Oscar Tshiebwe, Kentucky, SEC POY & consensus NPOY

Miller also tied for eighth nationally with three five-steal outings in 2021-22. The only other ACC player to match that mark last season was Virginia's Reece Beekman.

NIJEL PACK SEASON STATS

Nijel Pack was the fourth Big 12 player in the last 15 years to average at least 17.0 points per game on 43.0 percent 3-point shooting.

~ **Nijel Pack, Kansas State, 2021-22**

- ~ Jeffrey Carroll, Oklahoma State, 2016-17
- ~ Frank Mason, Kansas, 2016-17
- ~ Buddy Hield, Oklahoma, 2015-16

In addition, Pack was one of just six Division I players (min. 15 GP and 1 3PM per game) who hit both of those figures in 2021-22.

~ **Nijel Pack, Kansas State**

- ~ Justin Bean, Utah State
- ~ Ryan Davis, Vermont
- ~ David Roddy, Colorado State
- ~ Jake Stephens, VMI
- ~ Jeenathan Williams, Buffalo

In addition, Nijel Pack was the 17th Power Six player (min. 15 GP and 1 3PM per game) to average 17.0 points per game while shooting 45.0 percent from the floor, 43.0 percent from deep and 84.0 percent at the line.

~ **Nijel Pack, Kansas State, 2021-22**

- ~ Mikal Bridges, Villanova, 2017-18
- ~ Luke Kennard, Duke, 2016-17
- ~ Buddy Hield, Oklahoma, 2015-16
- ~ Denzel Valentine, Michigan State, 2015-16
- ~ Doug McDermott, Creighton, 2013-14
- ~ Jerome Randle, Cal, 2008-09
- ~ Chris Lofton, Tennessee, 2005-06
- ~ Steve Novak, Marquette, 2005-06
- ~ John Lucas III, Oklahoma State, 2004-05
- ~ Salim Stoudemire, Arizona, 2004-05
- ~ Luke Jackson, Oregon, 2003-04
- ~ Hollis Price, Oklahoma, 2002-03
- ~ Trajan Langdon, Duke, 1998-99
- ~ Shawn Respert, Michigan State, 1994-95 & 1993-94
- ~ Fred Hoiberg, Iowa State, 1993-94
- ~ Bill McCaffrey, Vanderbilt, 1992-93

ISAIAH WONG SEASON STATS

Isaiah Wong was the second ACC player in the last 15 years to post multiple seasons averaging at least 15.0 points, 4.0 rebounds and 2.0 assists with fewer than 2.0 turnovers per game.

~ **Isaiah Wong, Miami, 2021-22 & 2020-21**

- ~ Wayne Ellington, North Carolina, 2008-09 & 2007-08

In addition, Wong was one of just two Division I players who hit all of those figures in each of the last two seasons, alongside South Dakota State's Baylor Scheierman, who since transferred to Creighton.

NORCHAD OMIER SEASON STATS

Norchad Omier became the first Division I player in the last 30 years to average at least 17.5 points, 12.0 rebounds, 1.5 steals and 1.5 blocks per game while shooting over 60 percent from the floor in a season. Only Louisiana Tech's Paul Millsap (2005-06) did so while at even 55 percent clip.

Omier also became just the eighth Division I player in the last 30 years to average 17.0 points and 12.0 rebounds per game while shooting at least 60.0 percent from the floor. All six who exhausted their eligibility were NBA Draft picks, with five going first-round, four in the top 10 and three first overall.

~ **Norchad Omier, Arkansas State, 2021-22**

- ~ Oscar Tshiebwe, Kentucky, 2021-22
- ~ Kenneth Faried, Morehead State, 2010-11, No. 22 overall in 2011
- ~ Blake Griffin, Oklahoma, 2008-09, No. 1 overall in 2009
- ~ Andrew Bogut, Utah, 2004-05, No. 1 overall in 2005
- ~ Chris Kaman, Central Michigan, 2002-03, No. 6 overall in 2003
- ~ Tim Duncan, Wake Forest, 1996-97, No. 1 overall in 1997
- ~ Marcus Mann, Mississippi Valley State, 1995-96, No. 40 overall in 1996

Omier, Tshiebwe and Utah Valley's Fardaws Aimaq were the only Division I players to average 17.0 points and 12.0 rebounds per game regardless of shooting percentage. They were the first individuals to do so since UNC Wilmington's Devontae Cacok in 2017-18, as no one did so in any of the prior three years.

In addition, Omier became the 21st DI player—23rd occurrence—with 500 points, 350 rebounds, 50 blocks and 40 steals in a season over the past 30 years. Just seven of those individuals hit all of those numbers while shooting at least 60.0 percent from the floor. All five who exhausted their eligibility were first round picks, with three going first overall.

~ **Norchad Omier, Arkansas State, 2021-22**

- ~ Oscar Tshiebwe, Kentucky, 2021-22
- ~ Brice Johnson, North Carolina, 2015-16, No. 25 overall in 2016
- ~ Anthony Davis, Kentucky, 2011-12, No. 1 overall in 2012
- ~ Kenneth Faried, Morehead State, 2010-11, No. 22 overall in 2011
- ~ Elton Brand, Duke, 1998-99, No. 1 overall in 1999
- ~ Chris Webber, Michigan, 1992-93, No. 1 overall in 1993

NORCHAD OMIER SINGLE-GAME STATS

Norchad Omier posted the second-highest single-game rebounding total of any Division I player in 2021-22 and the co-fourth-highest mark by any player against a Division I foe in the last 12 seasons (2010-22).

1. Kendall Gray, Delaware State, 30, 3/5/15 at Coppin State
2. Oscar Tshiebwe, Kentucky, 28, 12/22/21 vs. Western Kentucky
3. Tyron Flowers, LIU Brooklyn, 27, 2/8/20 vs. Merrimack

T-4. Norchad Omier, Arkansas State, 26, 2/3/22 vs. UL Monroe

T-4. Derrick Griffin, Texas Southern, 26, 12/10/16 at Louisville

QUICK FACTS

UNIVERSITY INFORMATION

Location	Coral Gables, Fla.
Enrollment	19,397
Founded	1925
Nickname	Hurricanes
Colors	Orange (PMS 1665), Green (PMS 3435) and White
President	Dr. Julio Frenk
Vice President / Director of Athletics	Dan Radakovich
Faculty Athletics Representative	Dr. Marvin Dawkins
Conference	Atlantic Coast Conference (joined in 2004)
Arena / Capacity	Watsco Center / 7,972
Ticket Office Phone	1-800-GO-CANES
Press Row Phone	305-284-2111
Website	MiamiHurricanes.com
Mailing Address	5821 San Amaro Drive, Coral Gables, FL 33146

COACHING STAFF

Head Coach	Jim Larrañaga (Providence, 1971)
Record at Miami	251-148, 120-101 ACC (12th season)
Career Record	721-482 (39th season)
Associate Head Coach	Bill Courtney (Bucknell '92, fourth season)
Assistant Coach	DJ Irving (Boston University '14, second season)
Assistant Coach	Kotie Kimble (Coastal Carolina '07, first season)
Director of Basketball Operations	Jeff Dyer (Delaware '14, sixth season, second as DOBO)
Associate Director of Basketball Operations	Joe Gimbel (Temple '18, second season)
Operations Specialist	Jimmy Polisi (Temple '20, first season)
Strength & Conditioning Coach	Preston Greene (Clemson '99, first season)
Athletic Trainer	Sam Johnson (Grand Valley State [Mich.] '14, second season)
Physical Therapist	Tommy Otley (Asbury [Ky.] '17, first season)

PROGRAM INFORMATION

First Year of Basketball	1926-27 (no team from 1971-72 to 1984-85)
All-Time Record	1,123-817 (.579)
All-Time ACC Record	163-170 (.489) 102-65 H (.611) 61-105 A (.367)
NCAA Tournament Appearances	11 (1960, '98, '99, 2000, '02, '08, '13, '16, '17, '18, '21 ... 11-10 record)
Last NCAA Tournament Opponent	USC, 2022 (W, 68-66, First Round)
NIT Appearances	12 (1961, '63, '64, '95, '97, 2001, '05, '06, '09, '11, '12, '15 ... 11-12 record)
Last NIT Opponent	Stanford, 2015 (L, 66-64 [OT], Final)

2021-22 Overall Record	26-11
Home / Away / Neutral	10-5 H / 10-2 A / 6-4 N
ACC Record / Finish	14-6 / 4th
Letter Winners Returning / Lost	8 / 5
Starters Returning / Lost	2 / 3
Newcomers	6

RET. STARTERS	CL	POS	GP-GS	PPG	RPG	APG
Jordan Miller	5Yr Sr.	G	36-31	10.0	5.9	1.1
Isaiah Wong	4Yr Jr.	G	37-36	15.3	4.3	2.0
LOSSES		POS	GP-GS	PPG	RPG	APG
Kameron McGusty (graduation)		G	37-37	17.8	4.9	2.4
Deng Gak (graduation)		F	26-4	0.9	0.7	0.2
Rodney Miller Jr. (graduation)		C	18-4	1.5	0.6	0.1
Sam Waardenburg (graduation)		F	35-34	8.5	4.3	2.1
Charlie Moore (graduation)		G	37-37	12.4	2.6	4.6

RETURNING NUMBERS	AVG/NUM	PCT
Points	34.4	.465
Rebounds (excludes team rebounds)	15.6	.558
Assists	4.9	.345
Blocks	1.4	.432
Steals	4.2	.470
Starts	67 of 185	.362

NEWCOMERS	POS	HT	WT	CL
Favour Aire	C	6-11	215	Fr.
AJ Casey	F	6-9	213	Fr.
Norchad Omier	F	6-7	248	3Yr. So.
Nijel Pack	G	6-0	184	3Yr. So.
Danilo Jovanovich	F	6-8	219	Fr.
Christian Watson	G	6-7	209	Fr.

ATHLETICS COMMUNICATIONS

Director of Communications (MBB Primary)	Alex Schwartz
Phone	C: 609-802-3674 / O: 305-284-3249
Email / Twitter	alexschwartz@miami.edu / @AlexJSchwartz
Twitter	@CanesHoops @MiamiHurricanes
Instagram	@CanesHoops @MiamiHurricanes
Facebook	/CanesHoops /MiamiHurricanes
Athletics YouTube	/CanesAllAccess
Jim Larrañaga Twitter	@CanesCoachL
Dan Radakovich Twitter	@DanRadakovich

WINNINGEST COACHES OF ALL-TIME

At least five head coaching seasons in Division I (NCAA minimum)
All coaches with 600+ career victories are listed; Coaches in bold are still active
List includes games played through March 14, 2023

Rank	Name	Schools	Wins
1.	Mike Krzyzewski	Army West Point, Duke	1,202
2.	Jim Boeheim	Syracuse	1,015
3.	Bob Huggins	Walsh (OH), Akron, Cincinnati, Kansas St., West Virginia	935
4.	Jim Calhoun	Northeastern, UConn, St. Joseph (CT)	920
5.	Roy Williams	Kansas, North Carolina	903
6.	Bob Knight	Army West Point, Indiana, Texas Tech	902
7.	Dean Smith	North Carolina	879
8.	Adolph Rupp	Kentucky (2x)	876
9.	Jim Phelan	Mount St. Mary's	830
10.	Cliff Ellis	South Alabama, Clemson, Auburn, Coastal Carolina	828
11.	Rollie Massimino	Stony Brook, Villanova, UNLV, Cleveland St., Keiser (FL)	816
12.	Eddie Sutton	Creighton, Arkansas, Kentucky, Oklahoma St., San Francisco	806
13.	Rick Byrd	Maryville (TN), Lincoln Memorial, Belmont	805
14.	John Calipari	UMass, Memphis, Kentucky	789
15.	Bill Self	Oral Roberts, Tulsa, Illinois, Kansas	786
16.	Lefty Driesell	Davidson, Maryland, James Madison, Georgia State	786
17.	Lute Olson	Long Beach State, Iowa, Arizona	781
18.	Lou Henson	Hardin-Simmons (TX), New Mexico St. (2x), Illinois	779
19.	Rick Barnes	George Mason, Providence, Clemson, Texas, Tennessee	777
20.	Ed Diddle	Western Kentucky	759
21.	Henry Iba	Northwest Missouri State, Colorado, Oklahoma State	755
22.	John Beilein	six schools	754
23.	Bo Ryan	Wisconsin-Platteville, Milwaukee, Wisconsin	747
24.	Phog Allen	Baker (KS) (2x), Kansas (3x), Haskell (KS), Central Missouri	746
25.	John Chaney	Cheyney (PA), Temple	741
26.	Kelvin Sampson	Montana Tech, Washington St. Oklahoma, Indiana, Houston	730
27.	Dana Altman	Marshall, Kansas State, Creighton, Oregon	729
	Norm Stewart	Northern Iowa, Missouri	729
	Jerry Tarkanian	Long Beach State, UNLV, Fresno State	729
30.	Ray Meyer	DePaul	724
31.	Jerry Sloum	Nyack (NY), Geneva (PA), Gannon (PA), Youngstown St.	723
32.	Jim Larrañaga	American Int'l (MA), Bowling Green, George Mason, Miami	721
33.	Don Haskins	UTEP	719
34.	Rick Pitino	six schools (currently at Iona)	711
35.	Larry Hunter	Wittenberg, Ohio, Western Carolina	702
36.	Mark Few	Gonzaga	685
	Tom Izzo	Michigan State	685
38.	Mike Montgomery	Montana, Stanford, California	677
39.	Greg Kampe	Oakland	675
	Denny Crum	Louisville	675
41.	Lon Kruger	UTRGV, Kansas State, Florida, Illinois, UNLV, Oklahoma	674
42.	Gary Williams	American, Boston College, Ohio State, Maryland	668
43.	John Wooden	Indiana State, UCLA	664
44.	Steve Alford	six schools (currently at Nevada)	657
	Ralph Miller	Wichita State, Iowa, Oregon State	657
46.	Tom Penders	seven schools	649
47.	Gene Bartow	six schools	647
48.	Tubby Smith	seven schools	642
	Jay Wright	Hofstra, Villanova	642
50.	Billy Tubbs	Southwestern (TX), Lamar (2x), Oklahoma, TCU	641
51.	Homer Drew	Bethel (IN), Indiana-South Bend, Valparaiso	640
52.	Marv Harshman	Pacific Lutheran (WA), Washington St., Washington	637
53.	Bruce Pearl	Southern Indiana, Milwaukee, Tennessee, Auburn	634
	Bob McKillop	Davidson	634
54.	Hugh Durham	Florida State, Georgia, Jacksonville	633
56.	Norm Sloan	Presbyterian, The Citadel, Florida (2x), NC State	624
57.	Stew Morrill	Montana, Colorado State, Utah State	620
58.	Ben Braun	Siena Heights (MI), Eastern Michigan, California, Rice	615
59.	Leonard Hamilton	Oklahoma State, Miami, Florida State	604

TERRIFIC TENURE

Jim Larrañaga has led Miami to 34 more victories (251) than it had in any prior 12-year stretch (217). His eight 20-win campaigns are well over half the program's previous total (12) and his five 25-win seasons are Miami's only ones ever. The six NCAA Tournament trips under Coach L, who broke the program wins record on 3/2/22, equal Miami's prior total and the seven NCAA Tournament wins nearly double the prior mark (four). The two-time ACC Coach of the Year has led Miami to three of its four Sweet 16 berths, its first Elite Eight bid, a sweep of the 2013 ACC titles and a share of the 2023 ACC regular season crown.

2011-12:	20-13 (9-7 ACC; T4th); NIT Second Round
2012-13:	29-7 (15-3 ACC; 1st), NCAA Tournament Sweet 16
2013-14:	17-16 (7-11 ACC; 10th), no postseason
2014-15:	25-13 (10-8 ACC; T6th), NIT Final
2015-16:	27-8 (13-5 ACC; T2nd), NCAA Tournament Sweet 16
2016-17:	21-12 (10-8; T7th), NCAA Tournament First Round
2017-18:	22-10 (11-7; T3rd), NCAA Tournament First Round
2018-19:	14-18 (5-13 ACC; T11th), no postseason
2019-20:	15-16 (7-13 ACC; T10th), postseason play canceled due to COVID-19
2020-21:	10-17 (4-15 ACC; 13th), no postseason
2021-22:	26-11 (14-6 ACC; 4th), NCAA Tournament Elite Eight
2022-23:	25-7 (15-5 ACC; T1st), NCAA Tournament



HEAD COACH JIM LARRAÑAGA

12TH SEASON AT MIAMI | 39TH SEASON OVERALL

Alma Mater: Providence, 1971 | Hometown: Bronx, N.Y.

LARRAÑAGA'S CAREER

1971-76	Davidson Assistant Coach
1976-77	Geronimo BC Player/Coach
1977-79	American Int'l Head Coach
1979-86	Virginia Assistant Coach
1986-97	Bowling Green Head Coach
1997-2011	George Mason Head Coach
2011-pres.	Miami Head Coach

EDUCATION

Archbishop Molloy High School, 1967
Providence College, 1971 (B.A. Economics)

NCAA APPEARANCES

1999 - George Mason - First Round
 2001 - George Mason - First Round
 2006 - George Mason - Final Four
 2008 - George Mason - First Round
 2011 - George Mason - Second Round
 2013 - Miami - Sweet 16
 2016 - Miami - Sweet 16
 2017 - Miami - First Round
 2018 - Miami - First Round
 2022 - Miami - Elite Eight

NIT APPEARANCES

1990 - Bowling Green - First Round
 1991 - Bowling Green - First Round
 1997 - Bowling Green - First Round
 2002 - George Mason - Opening Round
 2004 - George Mason - Round of 16
 2009 - George Mason - First Round
 2012 - Miami - Round of 16
 2015 - Miami - Final

CIT APPEARANCES

2010 - George Mason - First Round

PLAYING CAREER

Archbishop Molloy High School, 1963-67
 Providence College, 1968-71
 1971 NBA Draft sixth-round pick (Detroit)
 Geronimo BC (Belgium), 1976-77

NATIONAL COACHING HONORS

Naismith Hall of Fame Nominee - 2023
 Associated Press - 2013
 Naismith - 2013
 Rupp - 2013
 USBWA Henry Iba - 2013
 Clair Bee - 2006

REGION COACHING HONORS

USBWA District IV - 2016, 2013 (2x)
 NABC All-District II - 2013

CONFERENCE COACHING HONORS

ACC - 2016, 2013 (2x)
 CAA - 2011, 1999 (2x)
 MAC - 1997

TEAM SUCCESS

19 postseason appearances (seven at Miami)
 10 NCAA Tournament berths (five at Miami)
 Eight NIT appearances (two at Miami)
 Seven 25-win seasons (five at Miami)
 14 20-win campaigns (eight at Miami)
 23 10-win conference seasons (seven at Miami)
 Seven conference regular season titles (two at Miami)
 Four conference tournament titles (one at Miami)

In his 11 seasons at the University of Miami, head coach Jim Larrañaga has led the Hurricanes to five NCAA Tournament appearances, including three trips to the Sweet 16. He guided the Hurricanes to the 2022 Elite Eight, the first such berth in program history, as well as to the 2013 ACC regular-season and tournament titles, also its first such crowns. He has been named the Associated Press, Naismith, USBWA and Henry Iba National Coach of the Year, twice was both the ACC and USBWA District Coach of the Year and was the 2013 NABC District Coach of the Year.

The winningest coach in program history, Larrañaga has posted four 25-win seasons at UM – the only Miami coach to do so even once – and six in his career. He also has recorded seven 20-win campaigns at Miami and 13 in his career. In conference action, the Canes have won nine or more league games in seven of 11 seasons, while prior to Larrañaga's arrival, Miami had never won more than eight ACC games in a season. Larrañaga has helped the Canes to 24 postseason victories, including seven in the NCAA Tournament (five appearances), 12 in the ACC Tournament (11) and five in the NIT (two). He ranks top-35 all-time among Division I coaches with 696 victories, including top-10 among active coaches.

Miami's 62 total road wins in the past 11 seasons are fourth-most among ACC teams during Larrañaga's tenure and its 102 total victories away from home also place fourth. During that same stretch, the Hurricanes are fifth in overall ACC wins (105), as well as tied for fourth in both ACC road victories (42) and ACC Tournament triumphs (11), plus sixth in ACC home wins (63). In the six years prior to Larrañaga's arrival, when the ACC had only 12 teams, Miami was tied for ninth in ACC victories (36) and won just 10 total ACC road games. In eight of Larrañaga's 11 years, the team has finished higher in the ACC final standings than it was picked in the preseason poll.

The Hurricanes have a combined 14 wins over Duke (seven) and North Carolina (seven) under Larrañaga, tied for the second-most of any team during his 11-year tenure, after going 4-31 versus those two programs before his arrival. Seven of those victories are by double digits and six are on the road, the former the most of any team during that stretch and the latter tied for the most. Miami's 27-point win over the Blue Devils on Jan. 23, 2013, is the third-largest ever against the AP No. 1 team in the nation. It is one 24 victories over a top-25 foe under Larrañaga, including 10—two of which came in 2021-22—versus a top-10 opponent.

Miami has seen unprecedented fan interest in the program under Larrañaga. In 2017-18, for the third straight season, the Hurricanes sold out their season-ticket allotment at the Watsco Center. The 2015-16 campaign marked the first time in UM history that any team sold out of season tickets. In 2021-22, Miami recorded two of the three highest single-game student attendance marks in program history.

From 2017-19, Miami was one of two ACC programs, alongside Duke, to have a player selected in each NBA Draft. Four total Hurricanes were picked in that span, including Lonnie Walker IV going No. 18 in 2018.

In the most recent season, 2021-22, Larrañaga led the Hurricanes to one of the finest campaigns in program history. Picked No. 12 in the ACC preseason poll, Miami made the Elite Eight for the first time ever, finishing 26-11 (14-6 ACC) overall, placing fourth in the ACC and taking the No. 16 spot in the year-end Coaches Poll. Miami earned two wins over top-10 teams, notching a road victory against second-ranked Duke and an NCAA Tournament triumph over No. 8/7 Auburn. It also beat two eventual Final Four teams in Duke and North Carolina, the latter of which it topped by 28 points at the Watsco Center.

During the most recent 2021-22 campaign, Larrañaga steered Miami to one of its finest seasons in program history despite being picked No. 12 in the ACC preseason poll. The Hurricanes went 26-11 overall, good for their third-most wins ever, and 14-6 in ACC play to place fourth in the league. Miami earned a No. 10 seed in the NCAA Tournament and, once there, rattled off three victories to advance to the Elite Eight for the first time ever.

Miami earned two top-10 wins away from home (at second-ranked Duke and against No. 8/7 Auburn) and beat two NCAA semifinalists in Duke and North Carolina, the latter by 28 points, on the way to finishing the season ranked No. 16 nationally. Larrañaga set the program wins record with his 221st victory at The U on March 2, 2022, at Boston College, just weeks after a Feb. 9, 2022, triumph over Georgia Tech made him the first coach in NCAA history with 100 league wins at three DI schools and/or in three DI conferences.

On an individual level, Kameron McGusty turned in one of the best years in program history, claiming First Team All-ACC, NABC First Team All-District 2, ACC All-Tournament First Team, NCAA Tournament All-Midwest Region and Senior CLASS Award finalist accolades.

Miami played in its fourth NCAA Tournament in the past six years in 2017-18, claiming a No. 6 seed in the South Region. The Hurricanes tied for third in the ACC and finished the season with a 22-10 mark, including an 11-7 record in conference play. The Canes were nationally ranked for 15 weeks, reaching as high as No. 6 in the polls.

Freshman Lonnie Walker IV was named Honorable Mention All-ACC, becoming the first freshman all-conference honoree in program history. He also was named to the ACC All-Freshman Team. Miami earned

LARRAÑAGA'S CAREER RECORDS

School	Years	Overall	Conf.
American International	1977-79 (2)	27-26	n/a
Bowling Green	1986-97 (11)	170-144	101-85
George Mason	1997-2011 (14)	273-164	165-79
Miami	2011-pres. (12)	251-148	120-101
Overall	39	721-482	386-265

WINNINGEST ACTIVE COACHES AT DIVISION I SCHOOLS (600+ VICTORIES)

At least five head coaching seasons in DI (NCAA minimum)

Rank	Name	School	Wins
1.	Bob Huggins	West Virginia	935
2.	Cliff Ellis	Coastal Carolina	828
3.	John Calipari	Kentucky	789
4.	Bill Self	Kansas	786
5.	Rick Barnes	Tennessee	777
6.	Kelvin Sampson	Houston	730
7.	Dana Altman	Oregon	729
8.	Jim Larrañaga	Miami	721
9.	Rick Pitino	Iona	711
10.	Mark Few	Gonzaga	685
	Tom Izzo	Michigan State	685
12.	Greg Kampe	Oakland	675
13.	Steve Alford	Nevada	657
14.	Bruce Pearl	Auburn	634
15.	Leonard Hamilton	Florida State	604

List includes games played through March 14, 2023



road wins over then-No. 12 Minnesota and then-No. 9 North Carolina, the fourth straight year and the sixth time in Larrañaga's seven seasons that the Canes defeated two or more top-15 teams.

The 2015-16 Hurricanes played their way into the NCAA Tournament's Sweet 16 for the second time in four seasons, and just the third time in school history.

In 2012-13, Larrañaga helped Miami to a No. 2 national ranking by both the AP and USA TODAY and a No. 2 seed in the NCAA tournament. At the time, he was the 10th coach in the last 10 years to lead two top-10 programs, as Miami was No. 2 on Feb. 18, 2013, and George Mason was No. 8 in the final Top 25 poll in 2006.

Individually, Shane Larkin earned the ACC Player of the Year and Lute Olson National Player of the Year awards, as well as All-American status and finalist nods for the Bob Cousy, John Wooden and James Naismith player of the year honors before declaring early for the 2013 NBA Draft. Larkin was also the ACC Tournament MVP, on the ACC All-Defensive Team and a Defensive All-American. Durand Scott was the ACC Defensive Player of the Year.

Larrañaga came to Miami after serving as the head coach at George Mason for 14 seasons. He guided the program to five NCAA Tournament appearances (1999, 2001, 2006, 2008, 2011), including an unprecedented run to the 2006 Final Four that captured the nation's attention, as the Patriots defeated Michigan State, North Carolina, Wichita State and UConn along the way. Following that run, Larrañaga was selected the 2006 Clair Bee National Coach of the Year.

Larrañaga built the George Mason program into a perennial contender in the highly-regarded Colonial Athletic Association, winning more games than any other coach in program and conference history (273) en route to three conference titles (1999, 2001, 2008).

In 2006, Larrañaga became the first coach at a mid-major school to take his team to the Final Four in 27 years and earned the CAA's first NCAA tournament at-large berth in 20 years. Along the way, he led Mason to a school record in wins, its first-ever national ranking, its first-ever appearance in the Top 10 and its first wins over Top 10 teams.

Larrañaga served as the head coach at Bowling Green for 11 seasons (1986-1997) and at Division II American International for two seasons (1977-79).

At Bowling Green, he made an immediate impact in his first season. In 1986-87, the Falcons were the nation's most improved team under a first-year head coach that took over a program with a losing record, posting a 15-14 record for an eight-game improvement over the previous season. Larrañaga went on to record a 170-144 mark in 11 years at Bowling Green, earning 1997 Mid-American Conference Coach of the Year honors after leading Bowling Green to a 22-10 record, a conference regular season co-championship and a berth in the NIT. The 22 victories were the most by a Bowling Green team in 47 years and the 13 conference wins were the second-highest total in BGSU history.

Larrañaga's 170 victories at Bowling Green ranked second all-time on the Falcons' coaching list and he was only the second coach to record consecutive postseason appearances. Larrañaga led his squad to NIT berths in 1990 (18-11) and again in 1991 (17-13), the first time the Falcons enjoyed back-to-back postseason appearances since the early '60s. Bowling Green won better than 60 percent of its games in Larrañaga's last four years, recording a 70-44 mark during that stretch. The Falcons finished fourth or better in the MAC in five of Larrañaga's 11 seasons and he is among the winningest coaches in MAC history.

Larrañaga received his first head coaching position in 1977 when he was named to the post at American International, a Division II program in Springfield, Mass. Taking over a team that had suffered through five consecutive losing seasons prior to his arrival, Larrañaga turned AIC into a winning program in his first year and compiled a 28-25 mark in two seasons.

Larrañaga's first coaching opportunity came at Davidson College from 1971-76, serving as an assistant coach to Terry Holland. Davidson captured three Southern Conference regular-season championships and an NIT berth in his five years there, and he compiled a 47-12 record doubling as the freshman team coach. In 1976, he left Davidson and spent one season as player-coach for the Geronimo Basketball Club in Belgium.

After his two-year stint at American International, Larrañaga was reunited with Holland at the University of Virginia in April 1979. An assistant coach under Holland at UVA for seven seasons from 1979-86, he helped the Cavaliers reach the NCAA Final Four on two occasions (1981 and 1984), finish in the top five of the AP and UPI polls and average more than 24 victories per season. The Cavaliers were 169-62, won three regular-season Atlantic Coast Conference championships and made four NCAA Tournament appearances in that span. Virginia also made a pair of NIT appearances, winning the NIT Championship in 1980. Larrañaga was on the staff during the careers of three-time National Player of the Year Ralph Sampson and NBA first-round draft choice Olden Polynice.

A 1971 graduate of Providence College with a degree in economics, Larrañaga was a four-year letterman for the Friars. As the team captain in his senior season, he led Providence to a 20-8 record and an NIT appearance. He graduated as the school's fifth all-time leading scorer with 1,258 points and was selected in the sixth round of the draft by the Detroit Pistons of the National Basketball Association. He was the team's top scorer as a sophomore and junior and was named New England's Division I Sophomore of the Year in 1969. He was inducted into the Providence College Hall of Fame in 1991.

Larrañaga and his wife, Liz, have two sons and four grandchildren. Their son, Jay, played for his father at Bowling Green, was the head coach of the NBDL's Erie Bayhawks and is now an assistant coach with the Los Angeles Clippers. Jon was a member of his father's George Mason teams from 1999-2003, earning first team Academic All-America honors for NCAA Division I-AAA schools.

LARRAÑAGA YEAR-BY-YEAR

Year	School	Overall W-L	Conf. W-L	Finish	Post-Season
1977-78	American Int'l	14-13			
1978-79	American Int'l	13-13			
1986-87	Bowling Green	15-14	10-6	3	
1987-88	Bowling Green	12-16	7-9	t-5	
1988-89	Bowling Green	13-15	6-10	t-6	
1989-90	Bowling Green	18-11	9-7	t-3	NIT 0-1
1990-91	Bowling Green	17-13	9-7	t-4	NIT 0-1
1991-92	Bowling Green	14-15	8-8	5	
1992-93	Bowling Green	11-16	8-10	t-6	
1993-94	Bowling Green	18-10	12-6	t-2	
1994-95	Bowling Green	16-11	10-8	t-5	
1995-96	Bowling Green	14-13	9-9	t-6	
1996-97	Bowling Green	22-10	13-5	t-1	NIT 0-1
1997-98	George Mason	9-18	6-10	6	
1998-99	George Mason	19-11	13-3	1	NCAA 0-1
1999-2000	George Mason	19-11	12-4	t-1	
2000-01	George Mason	18-12	11-5	3	NCAA 0-1
2001-02	George Mason	19-10	13-5	2	NIT 0-1
2002-03	George Mason	16-12	11-7	4	
2003-04	George Mason	23-10	12-6	3	NIT 2-1
2004-05	George Mason	16-13	10-8	6	
2005-06	George Mason	27-8	15-3	t-1	NCAA 4-1
2006-07	George Mason	18-15	9-9	5	
2007-08	George Mason	23-11	12-6	2	NCAA 0-1
2008-09	George Mason	22-11	13-5	2	NIT 0-1
2009-10	George Mason	17-15	12-6	4	CIT 0-1
2010-11	George Mason	27-7	16-2	1	NCAA 1-1
2011-12	Miami	20-13	9-7	t-4	NIT 1-1
2012-13	Miami	29-7	15-3	1	NCAA 2-1
2013-14	Miami	17-16	7-11	10	
2014-15	Miami	25-13	10-8	t-6	NIT 4-1
2015-16	Miami	27-8	13-5	t-2	NCAA 2-1
2016-17	Miami	21-12	10-8	t-7	NCAA 0-1
2017-18	Miami	22-10	11-7	t-3	NCAA 0-1
2018-19	Miami	14-18	5-13	t-11	
2019-20	Miami	15-16	7-13	t-10	n/a (COVID)
2020-21	Miami	10-17	4-15	13	
2021-22	Miami	26-11	14-6	4	NCAA 3-1
2022-23	Miami	25-7	15-5	t-1	
Overall		721-482	386-265		19-19 total 12-10 NCAA

STUDENT-ATHLETE HONORS

AT MIAMI

- One All-American
- One USBWA All-District IV selection
- One ACC Defensive Player of the Year
- One ACC Skip Prosser Award winner (*ACC scholar-athlete of the year*)
- One ACC Tournament MVP
- One NCAA Tourn. All-Region Team selection
- Two NCAA Players of the Year
- Two ACC All-Rookie Team members
- Two USBWA All-District picks
- Four NABC All-District choices
- Five Preseason All-ACC honorees
- Five Senior CLASS Award candidates
- Seven ACC All-Defensive Team members
- Seven ACC All-Tournament team honorees
- Eight ACC Rookie of the Week selections
- Eight NBA players (five drafted)
- 10 NABC Honors Court designees
- 12 ACC Player of the Week choices
- 15 All-ACC Academic Team selections
- 24 All-ACC honorees

PRIOR TO MIAMI

- Two All-Americans
- Two MAC Freshman of the Year designees
- Three Dean Ehlers Award winners (*academic achievement, leadership and community service*)
- Four MAC All-Freshman Team selections
- Eight CAA All-Rookie Team honorees
- Nine CAA All-Defensive Team picks
- 12 All-MAC honorees
- 28 All-CAA selections

NBA PLAYERS/DRAFTEES COACHED

Name	School
Lance Blanks	Virginia
Frank Booker	Bowling Green
Bruce Brown Jr.	Miami
Rick Carlisle	Virginia
Antonio Daniels	Bowling Green
Dewan Hernandez	Miami
DeQuan Jones	Miami
Jeff Jones	Virginia
Andrew Kennedy	Virginia
Jeff Lamp	Virginia
Shane Larkin	Miami
Lewis Latimore	Virginia
Sheldon Mac	Miami
Trey McKinney Jones	Miami
Jason Miskiri	George Mason
Olden Polynice	Virginia
Lee Raker	Virginia
Davon Reed	Miami
Ralph Sampson	Virginia
Tom Sheehy	Virginia
Clinton Venable	Bowling Green
Lonnie Walker IV	Miami
Othell Wilson	Virginia



FAVOUR AIRE

FIRST-YEAR FRESHMAN | CENTER | 6-11 | 215

#12

Ekpoma, Nigeria | Bishop McNamara (Md.)

- Has a lot of potential; will get bigger, stronger and faster
- As he develops, will become a major contributor
- Owns a very nice jump hook and a beautiful shooting touch, but needs to stay out of foul trouble
- Possesses a 7-3 wingspan, the longest on the team
- Increased his max bench press by 55 pounds (155 to 210) and his power clean by 40 pounds (165 to 205) between his June 2022 arrival at Miami and September 2022, while also gaining over 11 pounds
- Scored a point in his collegiate debut versus Florida A&M (11/15/22)
- Recorded six points and three rebounds, shooting 2-of-3 both from the field and at the line, in 10 minutes of court time at Louisville (12/4/22) in his first ACC action

2022-23				
Opposition	P	R	A	
Lafayette	-	-	-	
UNC Greensboro	-	-	-	
Florida A&M	1	0	0	
vs. Providence	0	0	0	
vs. Maryland	0	0	0	
St. Francis Brooklyn	2	2	0	
at UCF	0	0	0	
Rutgers	-	-	-	
at Louisville	6	3	0	
Cornell	-	-	-	
NC State	-	-	-	
St. Francis (PA)	0	1	0	
Virginia	0	0	0	
Vermont	CANCELED			
at Notre Dame	-	-	-	
at Georgia Tech	0	0	0	
Boston College	0	0	0	
at NC State	-	-	-	
Syracuse	-	-	-	
at Duke	-	-	-	
at Florida State	0	2	0	
at Pittsburgh	-	-	-	
Virginia Tech	-	-	-	
at Clemson	-	-	-	
Duke	0	0	0	
Louisville	0	0	0	
at North Carolina	-	-	-	
Wake Forest	-	-	-	
at Virginia Tech	-	-	-	
Florida State	-	-	-	
Pittsburgh	-	-	-	
vs. Wake Forest	-	-	-	
vs. Duke	0	0	0	
vs. Drake	-	-	-	

AIRE CAREER / SEASON HIGHS

Points

Career: 6, at Louisville, 12/4/22
 Season: 6, at Louisville, 12/4/22
 ACC: 6, at Louisville, 12/4/22

Rebounds

Career: 3, at Louisville, 12/4/22
 Season: 3, at Louisville, 12/4/22
 ACC: 3, at Louisville, 12/4/22

Assists

Career: N/A
 Season: N/A
 ACC: N/A

Steals

Career: 1, vs. St. Francis Brooklyn, 11/23/22
 Season: 1, vs. St. Francis Brooklyn, 11/23/22
 ACC: N/A

Blocked Shots

Career: 1*, at Georgia Tech, 1/4/23
 Season: 1*, at Georgia Tech, 1/4/23
 ACC: 1, at Georgia Tech, 1/4/23

Field Goals Made

Career: 2, at Louisville, 12/4/22
 Season: 2, at Louisville, 12/4/22
 ACC: 2, at Louisville, 12/4/22

Field Goal Attempts

Career: 3, at Louisville, 12/4/22
 Season: 3, at Louisville, 12/4/22
 ACC: 3, at Louisville, 12/4/22

3-Point Field Goals Made

Career: N/A
 Season: N/A
 ACC: N/A

3-Point Field Goal Attempts

Career: N/A
 Season: N/A
 ACC: N/A

Free Throws Made

Career: 2, at Louisville, 12/4/22
 Season: 2, at Louisville, 12/4/22
 ACC: 2, at Louisville, 12/4/22

Free Throw Attempts

Career: 3, at Louisville, 12/4/22
 Season: 3, at Louisville, 12/4/22
 ACC: 3, at Louisville, 12/4/22

Minutes

Career: 10, at Louisville, 12/4/22
 Season: 10, at Louisville, 12/4/22
 ACC: 10, at Louisville, 12/4/22

* Recorded more than once with most recent listed

High School: Graduated from Bishop McNamara High School ... Consensus four-star prospect ... Ranked as the third-best recruit in Maryland by Rivals and fourth-best by both 247Sports and ESPN ... Slotted at No. 61 nationally, including No. 11 among centers, by Rivals ... Finished No. 112 in the 247Sports Composite rankings, good for No. 19 at his position ... McDonald's All-American Game nominee ... Named to *The Washington Post* First Team All-Met as a senior ... Averaged 16.0 points per game and amassed 24 double-doubles ... Grabbed 231 total rebounds to lead the elite WCAC, notching 51 more than the second-place finisher ... Served as a team captain and led McNamara to the WCAC title game ... *WaPo* Honorable Mention All-Met as a sophomore ... Played for New World Basketball on the AAU circuit ... Member of the honor roll ... Marcus Thornton, the 2015 CAA Player of the Year at William & Mary, and former NFL wide receiver Brandon Coleman also graduated from McNamara.

Personal: Full name is Onosedeba Favour Aire ... Name is pronounced On-Err-Seh-DAY-Bah FAY-Vurr EYE-Ray ... Goes by Favour and nickname is Fav ... Born July 21, 2003, in Abuja, Nigeria ... Parents are Chris and Gladys Aire ... Father is a medical lab scientist and mother is a teacher ... Has two older sisters, Miracle and Precious, and one younger brother, David ... Intends to major in computer engineering ... Counts Giannis Antetokounmpo, Joel Embiid and Pascal Siakam as his favorite athletes, followed by Kevin Durant, Anthony Davis, Hakeem Olajuwon, David Robinson and Kobe Bryant ... Best sports memory is beating DeMatha in the 2021 WCAC semifinals ... Committed to Miami over offers from Georgetown, Rutgers and USC ... Chose Miami because of the family feeling and his belief the coaching staff had his best interests at heart.

CAREER STATISTICS				Total			3-Point			Free Throws			Rebounds				Scoring								
Year	GP	GS	Min	Avg	FG	FGA	Pct	FG	FGA	Pct	FT	FTA	Pct	Off	Def	Tot	Avg	PF	FO	Ast	TO	Blk	Stl	Pts	Avg
2022-23	14	0	39	2.8	3	7	.429	0	0	.000	3	7	.429	4	4	8	0.6	13	0	0	3	2	2	9	0.6
TOTAL	14	0	39	2.8	3	7	.429	0	0	.000	3	7	.429	4	4	8	0.6	13	0	0	3	2	2	9	0.6



HARLOND BEVERLY

FOURTH-YEAR JUNIOR | GUARD | 6-6 | 200

#5

Detroit, Mich. | Montverde Academy (Fla.)

- **20-Point Games:** One (zero in 2022-23)

- **10-Rebound Games:** One (zero in 2022-23)

- **10-Point Games:** 15 (two in 2022-23)

- **Five-Assist Games:** Nine (one in 2022-23)

- **Double-Doubles:** One (zero in 2022-23)

- Size, skill and versatility give Miami the flexibility to play him at multiple positions on both offense and defense

- Brings experience and a genuine, youthful enthusiasm to the team; fun for everyone to be around and play basketball with

- Has the capability to develop into an elite defender and defensive rebounder at the guard spot

c- As a rookie in 2019-20, logged 20 points on 7-of-12 shooting in 40 minutes of action against NC State (2/5/20), becoming the first Miami freshman to tally 20 points in a game since 1/27/18 when Lonnie Walker IV had 23 versus Florida State

- Grabbed eight-plus rebounds in four of the first seven games of 2020-21, including each of the first three, after posting a high of seven in 2019-20

- Totaled a career-high nine assists at Wake Forest (1/30/21), good for the then-top mark by a Hurricane since Chris Lykes logged the same amount on 3/8/19 at Virginia Tech

- In 2020-21, became the 13th ACC player—14th occurrence—over the last 15 years to average 4.5 points, 3.3 assists and 1.5 steals per game, including the fourth freshman or sophomore, alongside Florida State's Trent Forrest (2017-18), NC State's Dennis Smith Jr. (2016-17) and NC State's Lorenzo Brown (2011-12)

- After appearing in the first 50 games of his career, missed 41 of the next 45—the final eight of 2020-21 and all but four in 2021-22—due to a lingering back injury that required surgery in January 2022

- Returned to action in the 2022-23 season opener Lafayette (11/7/22) for the first time in 347 days and connected on his first 3-pointer in 674 days, dating back to 1/2/21

- Shot 3-of-4 from 3-point range against UNC Greensboro (11/11/22), his fifth time as a collegian making multiple shots from long range and his first time connecting on three

- Tallied seven points on 3-of-3 shooting and notched a plus-16 total in 16 minutes of action against NC State (12/10/22), serving as a key cog in Miami's comeback win after trailing by 16 points, including tying the score with a fast-break dunk with 5:22 left

- Registered a season-high 15 points, tied for the then-second-highest mark of his career and good for his top total since 2/5/20, on 6-of-7 shooting, including a 2-of-2 clip from deep, in a season-best 20 minutes in the win over Boston College (1/11/23), adding a season-high five assists on the one-year anniversary of his back surgery

- Amassed a season-best 16 points, his second-most as a collegian, on 4-of-7 shooting from the floor and an 8-of-8 clip at the line, tying his career high in makes, in a season-high 22 minutes during the comeback win over Syracuse (1/16/23), including giving Miami its first second-half lead on a fast-break dunk with 3:43 to go and icing the game at the stripe with three seconds left

2022-23			
Opposition	P	R	A
Lafayette	3	0	0
UNC Greensboro	9	3	1
Florida A&M	0	0	3
vs. Providence	0	1	0
vs. Maryland	4	0	1
St. Francis Brooklyn	0	0	0
at UCF	0	0	1
Rutgers	0	0	0
at Louisville	3	2	2
Cornell	0	0	0
NC State	7	1	0
St. Francis (Pa)	1	2	2
Virginia	0	0	1
Vermont	CANCELED		
at Notre Dame	2	1	4
at Georgia Tech	0	0	2
Boston College	15	0	5
at NC State	3	3	0
Syracuse	16	3	0
at Duke	2	2	1
at Florida State	4	2	2
at Pittsburgh	2	1	3
Virginia Tech	4	1	1
at Clemson	7	1	1
Duke	9	3	1
Louisville	7	3	1
at North Carolina	2	4	1
Wake Forest	3	0	1
at Virginia Tech	2	1	2
Florida State	5	0	1
Pittsburgh	6	2	0
vs. Wake Forest	3	0	0
vs. Duke	0	2	0
vs. Drake	-	-	-

2020-21			
Opposition	P	R	A
North Florida	11	11	2
Stetson	5	8	6
Purdue	9	9	6
FGCU	9	5	4
Pittsburgh	9	4	3
Jacksonville	5	4	3
at Virginia Tech	14	9	6
Clemson	10	3	3
North Carolina	9	2	2
at NC State	6	4	3
at Boston College	10	5	2
Louisville	5	4	2
at Syracuse	3	3	3
Notre Dame	0	1	2
at Florida State	5	3	0
at Wake Forest	4	3	9
Duke	8	4	2
Virginia Tech	4	1	1
at Notre Dame	2	3	3
Georgia Tech	-	-	-
Florida State	-	-	-
at Clemson	-	-	-
at Virginia	-	-	-
Boston College	-	-	-
vs. Pittsburgh	-	-	-
vs. Clemson	-	-	-
vs. Georgia Tech	-	-	-

2021-22			
Opposition	P	R	A
Canisius	0	4	2
UCF	0	2	1
at Florida Atlantic	-	-	-
Florida A&M	0	0	2
vs. Dayton	2	1	0
vs. North Texas	-	-	-
vs. Alabama	-	-	-
at Penn State	-	-	-
Clemson	-	-	-
Lipscomb	-	-	-
vs. Fordham	-	-	-
Stetson	-	-	-
NC State	-	-	-
Wake Forest	-	-	-
Syracuse	-	-	-
at Duke	-	-	-
at Florida State	-	-	-
North Carolina	-	-	-
Florida State	-	-	-
at Virginia Tech	-	-	-
at Georgia Tech	-	-	-
Notre Dame	-	-	-
Georgia Tech	-	-	-
at Wake Forest	-	-	-
at Louisville	-	-	-
Virginia	-	-	-
at Pittsburgh	-	-	-
Virginia Tech	-	-	-
at Boston College	-	-	-
at Syracuse	-	-	-
vs. Boston College	-	-	-
vs. Duke	-	-	-
vs. USC	-	-	-
vs. Auburn	-	-	-
vs. Iowa State	-	-	-
vs. Kansas	-	-	-

2019-20			
Opposition	P	R	A
Louisville	9	1	2
Florida Atlantic	14	3	4
at UCF	15	1	4
Quinnipiac	10	3	3
vs. Missouri State	6	1	1
vs. Florida	2	2	1
vs. UConn	7	3	3
at Illinois	2	0	0
Alabama A&M	12	4	3
vs. Temple	6	0	1
Coppin State	3	4	6
at Clemson	3	3	1
Duke	6	1	1
at Louisville	2	0	0
Pittsburgh	6	1	5
at NC State	6	0	0
Florida State	8	3	3
at Duke	0	2	3
at North Carolina	9	3	2
Virginia Tech	13	4	6
at Pittsburgh	11	5	2
NC State	20	3	3
at Florida State	14	2	1
Boston College	9	7	6
Wake Forest	2	2	3
at Virginia Tech	0	1	2
at Notre Dame	12	6	3
at Georgia Tech	6	1	0
Virginia	6	2	1
Syracuse	6	2	1
vs. Clemson	0	1	0

BEVERLY CAREER / SEASON HIGHS

Points

Career: 20, vs. NC State, 2/5/20

Season: 16, vs. Syracuse, 1/16/23

ACC: 20, vs. NC State, 2/5/20

Rebounds

Career: 11, vs. North Florida, 11/29/20

Season: 3*, vs. Syracuse, 1/16/23

ACC: 9, at Virginia Tech, 12/29/20

Assists

Career: 9, at Wake Forest, 1/30/21

Season: 5, vs. Boston College, 1/11/23

ACC: 9, at Wake Forest, 1/30/21

Steals

Career: 4*, vs. Duke, 2/6/23

Season: 4, vs. Duke, 2/6/23

ACC: 4, vs. Duke, 2/6/23

Blocked Shots

Career: 2*, at Notre Dame, 2/14/21

Season: N/A

ACC: 2*, at Notre Dame, 2/14/21

Field Goals Made

Career: 7, vs. NC State, 2/5/20

Season: 6, vs. Boston College, 1/11/23

ACC: 7, vs. NC State, 2/5/20

Field Goal Attempts

Career: 14, vs. North Carolina, 1/5/21

Season: 7*, vs. Syracuse, 1/16/23

ACC: 14, vs. North Carolina, 1/5/21

3-Point Field Goals Made

Career: 3, vs. UNC Greensboro, 11/11/22

Season: 3, vs. UNC Greensboro, 11/11/22

ACC: 2*, vs. Boston College, 1/11/23

3-Point Field Goal Attempts

Career: 7, at Pittsburgh, 2/2/20

Season: 4, vs. UNC Greensboro, 11/11/22

ACC: 7, at Pittsburgh, 2/2/20

Free Throws Made

Career: 8*, vs. Syracuse, 1/16/23

Season: 8, vs. Syracuse, 1/16/23

ACC: 8*, vs. Syracuse, 1/16/23

Free Throw Attempts

Career: 10, at Florida State, 2/8/20

Season: 8*, vs. Louisville, 2/11/23

ACC: 10, at Florida State, 2/8/20

Minutes

Career: 40, vs. NC State, 2/5/20

Season: 22, vs. Syracuse, 1/16/23

ACC: 40, vs. NC State, 2/5/20

* Recorded more than once with most recent listed



HARLOND BEVERLY

#5

- Recorded nine points on 4-of-5 shooting, three rebounds and a career-high-tying four steals in the win over RV/No. 24 Duke (2/6/23)
- Started on senior day versus No. 25 Pittsburgh (3/4/23) and scored six points to help Miami earn a share of the ACC regular season title

As a Third-Year Sophomore (2021-22): Played in four games ... Missed the final 30 contests due to a lingering back injury that required surgery ... Notched seven rebounds, five assists, two points and two steals on the year ... Posted four rebounds and two assists in a season-high 12 minutes in the opener against Canisius (11/9) ... Tallied a pair of steals versus UCF (11/13) ... Scored his first points of the season on a dunk against Dayton (11/25) in Kissimmee, Fla. ... Shut down for the season at the end of November.


As a Sophomore (2020-21): Season did not count towards eligibility due to COVID-19 pandemic ... Played in 19 games, starting 15, before missing the final eight contests due to a lingering back injury ... Averaged 6.7 points, 4.5 rebounds, 3.3 assists and 1.5 steals per game ... Paced the Hurricanes in both assists and steals average, as well as ranked fifth in rebounding ... One of four Power Five players in the nation to average 4.5 rebounds, 3.3 assists and 1.5 steals per game, alongside Oklahoma State's Cade Cunningham, Alabama's Herb Jones and Kansas' Marcus Garrett ... Posted the most single-game assists (nine) by a Hurricane since Chris Lykes on 3/8/19 ... If eligible, would have placed sixth in the ACC in steals per game and No. 12 in assists per game ... Finished No. 15 in ACC-only play with 2.93 assists per game ... Tallied double-digit points four times, five-plus rebounds on six occasions, five-plus assists in four outings and multiple steals 10 times, as well as notched one double-double ... Led Miami in assists in a team-best 10 outings, in steals on a co-team-high seven occasions and in both rebounding and blocks thrice ... Recorded Miami's top single-game assist mark (nine). *Additional season information available on MiamiHurricanes.com website bio page.*

As a Freshman (2019-20): One of three Hurricanes to play in all 31 games, earning five starts ... Averaged 7.2 points, 2.3 rebounds and 2.3 assists, second on the team, across 19.9 minutes per game ... Seventh of eight Miami freshmen (six true) with a 20-point game in the ACC era, including the first since Lonnie Walker IV on 1/27/18 ... Tied for the fifth-most minutes (40) in a contest by a Miami freshman in the ACC era ... First Miami freshman with a five-assist game since Chris Lykes on 1/31/18 ... Amassed three of the team's six, six-assist games and tied for the second-most made free throws (eight) in a contest by a Hurricane ... Logged double-digit points nine times, five-plus rebounds in three appearances and multiple steals on five occasions, while playing 30-plus minutes in four affairs ... Led Miami with four five-assist performances and with 71 total assists ... Paced the Hurricanes twice each in scoring and rebounding. *Additional season information available on MiamiHurricanes.com website bio page.*

High School: Graduated from Montverde Academy (Fla.) ... Consensus four-star recruit ... Tabbed as the No. 42 prospect nationally by Rivals, including ninth among shooting guards ... Ranked No. 69 in the country by 247Sports and No. 55 by ESPN ... Averaged 14.0 points per game in his lone year at Montverde, aiding the team to a 22-3 record and a No. 4 spot in the USA TODAY Super 25 Expert Rankings ... Scored a team-high 23 points in the GEICO Nationals semifinals against national champion IMG Academy ... Led Southfield Christian (Mich.) to the Class D state championship during his junior season, tallying 23 points, seven rebounds, four assists, eight blocks and six steals in the title game ... Earned Associated Press Class D Player of the Year honors after averaging 16 points, six rebounds, six assists and three steals per game ... Helped his team to the Class D semifinals as a sophomore ... Attended University of Detroit Jesuit as a freshman and scored 51 points in a junior varsity game ... Former Montverde basketball players include Precious Achiuwa, RJ Barrett, Joel Embiid, Luc Richard Mbah a Moute, D'Angelo Russell and Ben Simmons ... Roommate of Achiuwa, now with the Toronto Raptors, during their year together at Montverde.

Personal: Full name is Harlond Terrill Beverly ... Goes by "H" ... Born May 31, 2001 ... Parents are Clayton and Rebecca Holmes ... Father works for an energy company and mother works in a senior citizen community ... Has a younger sister, Madison ... First cousin once removed is Jon Berti of the Miami Marlins ... Majoring in sport administration with a minor in sociology ... Favorite athlete is CJ McCollum ... Best sports memory is playing in the 2019 GEICO Nationals ... Committed to Miami over Georgia, Indiana, Kansas and Michigan State.

CAREER STATISTICS				Total			3-Point			Free Throws			Rebounds			Scoring									
Year	GP	GS	Min	Avg	FG	FGA	Pct	FG	FGA	Pct	FT	FTA	Pct	Off	Def	Tot	Avg	PF	FO	Ast	TO	Blk	Stl	Pts	Avg
2019-20	31	5	617	19.9	85	210	.405	14	64	.219	40	54	.741	11	60	71	2.3	48	0	71	69	6	21	224	7.2
2020-21	19	15	545	28.7	51	154	.331	7	47	.149	19	47	.404	6	80	86	4.5	32	0	62	52	6	29	128	6.7
2021-22	4	0	37	9.3	1	7	.143	0	2	.000	0	0	.000	1	6	7	1.8	5	0	5	2	0	2	2	0.5
2022-23	32	1	396	12.4	42	89	.472	11	37	.297	24	30	.800	3	35	38	1.2	21	0	37	28	2	19	119	3.7
TOTAL	86	21	1595	18.5	179	460	.389	32	150	.213	83	131	.634	21	181	202	2.3	106	0	175	151	14	71	473	5.5



AJ CASEY

FIRST-YEAR FRESHMAN | FORWARD | 6-9 | 213

#0

Chicago, Ill. | Whitney Young

- Perhaps Miami's most accomplished and versatile frontcourt player in the freshman class
- Has the size, strength and athletic ability to play the three, four and five
- Can shoot 3-pointers, fill the lane on a fast break and guard multiple positions at the other end
- Will only see a glimpse of his potential as a freshman, but his ceiling is very high
- Between his June 2022 arrival at Miami and September 2022, gained 13 pounds (200 to 213), as well as increased his max bench press by 30 pounds (160 to 190) and his one-step vertical jump by 5.5 inches (30.5 to 36), the latter mark giving him a high touch of 11-9
- Entered the season with the second-highest max front squat on the team (245) after improving his mark by 20 pounds following his arrival at Miami
- Made his collegiate debut in the victory over UNC Greensboro (11/11/22)
- Connected on both his field goals, including one from 3-point range, versus Florida A&M (11/15/22) to record his first five points
- Totaled six points on 3-of-4 shooting, to go along with four rebounds and his first blocked shot, in his ACC debut at Louisville (12/4/22)
- Played 13 key minutes off the bench, then the second-most in his career, in the triumph over sixth-ranked Virginia (12/20/22)
- Missed Miami's game against Boston College (1/11/23) due to a right shoulder injury sustained in practice
- Registered four points in just four minutes of action at Duke (1/21/23) in his first outing at Cameron Indoor Stadium
- Played a career-high-tying 15 minutes in the ACC Tournament semifinal matchup with No. 21 Duke (3/10/23), logging his first collegiate steal and finishing with a team-best plus-11 mark

2022-23				
Opposition	P	R	A	
Lafayette	-	-	-	
UNC Greensboro	0	0	0	
Florida A&M	5	1	1	
vs. Providence	2	1	0	
vs. Maryland	0	2	0	
St. Francis Brooklyn	2	4	1	
at UCF	2	1	0	
Rutgers	0	0	0	
at Louisville	6	4	0	
Cornell	0	0	0	
NC State	0	1	0	
St. Francis (PA)	0	2	0	
Virginia	0	2	1	
Vermont	CANCELED			
at Notre Dame	0	3	0	
at Georgia Tech	2	1	0	
Boston College	-	-	-	
at NC State	-	-	-	
Syracuse	0	0	0	
at Duke	4	0	0	
at Florida State	0	2	0	
at Pittsburgh	0	0	0	
Virginia Tech	0	1	1	
at Clemson	0	3	0	
Duke	0	1	0	
Louisville	2	0	0	
at North Carolina	0	0	0	
Wake Forest	-	-	-	
at Virginia Tech	0	0	0	
Florida State	-	-	-	
Pittsburgh	0	1	0	
vs. Wake Forest	-	-	-	
vs. Duke	2	0	1	
vs. Drake	-	-	-	

CASEY CAREER / SEASON HIGHS

Points

Career: 6, at Louisville, 12/4/22
 Season: 6, at Louisville, 12/4/22
 ACC: 6, at Louisville, 12/4/22

Rebounds

Career: 4*, at Louisville, 12/4/22
 Season: 4*, at Louisville, 12/4/22
 ACC: 4, at Louisville, 12/4/22

Assists

Career: 1**, vs. Duke, 3/10/23
 Season: 1**, vs. Duke, 3/10/23
 ACC: 1*, vs. Virginia Tech, 1/31/23

Steals

Career: 1*, vs. Duke, 3/10/23
 Season: 1*, vs. Duke, 3/10/23
 ACC: N/A

Blocked Shots

Career: 2, vs. St. Francis Brooklyn, 11/23/22
 Season: 2, vs. St. Francis Brooklyn, 11/23/22
 ACC: 1*, vs. Virginia Tech, 1/31/23

Field Goals Made

Career: 3, at Louisville, 12/4/22
 Season: 3, at Louisville, 12/4/22
 ACC: 3, at Louisville, 12/4/22

Field Goal Attempts

Career: 4**, vs. Duke, 3/10/23
 Season: 4**, vs. Duke, 3/10/23
 ACC: 4, at Louisville, 12/4/22

3-Point Field Goals Made

Career: 1, vs. Florida A&M, 11/15/22
 Season: 1, vs. Florida A&M, 11/15/22
 ACC: N/A

3-Point Field Goal Attempts

Career: 2*, vs. Duke, 3/10/23
 Season: 2*, vs. Duke, 3/10/23
 ACC: 1, at Louisville, 12/4/22

Free Throws Made

Career: 2*, at Duke, 1/21/23
 Season: 2*, at Duke, 1/21/23
 ACC: 2, at Duke, 1/21/23

Free Throw Attempts

Career: 4, vs. St. Francis Brooklyn, 11/23/22
 Season: 4, vs. St. Francis Brooklyn, 11/23/22
 ACC: 2, at Duke, 1/21/23

Minutes

Career: 15*, vs. Duke, 3/10/23
 Season: 15*, vs. Duke, 3/10/23
 ACC: 13, vs. Virginia, 12/20/22

* Recorded more than once with most recent listed
 + ACC Tournament

High School: Graduated from Whitney M. Young Magnet High School ... Consensus four-star recruit ... Tabbed the premier recruit in Illinois by Rivals, as well as third-best by ESPN and fourth-best by 247Sports ... Ranked No. 50 in the country by Rivals and No. 55 by ESPN, both placing him sixth among power forwards ... Finished No. 73 in the 247Sports Composite rankings, good for No. 12 among power forwards ... McDonald's All-American Game nominee ... Four-time all-state pick, three-time *Chicago Sun Times* All-Area designee and two-year team captain ... Put up 19.0 points, 10.0 rebounds, 5.0 assists, 3.0 steals and 3.0 blocks per game as a senior ... Unanimous first team all-state selection ... Named to the City of Palms First Team and the Bass Pro Shops Tournament of Champions First Team ... Guided his team to a 25-10 record, a city title, a conference crown and a state finals berth ... Averaged 16.0 points, 10.0 rebounds, 4.0 assists, 3.0 steals and 2.0 blocks per game as a junior ... Led his team to a 15-1 record and a league title ... Attended Tinley Park High School as a sophomore and eclipsed the career 1,000-point mark ... Played at Simeon Career Academy as a freshman, earning MaxPreps Freshman All-America Honorable Mention status ... Attended four USA Basketball camps: Oct. 2018 Junior National Team (Colorado Springs, Colo.), April 2019 Junior National Team (Minneapolis), May 2019 U16 National Team (Fort Lauderdale, Fla.) and July 2019 Junior National Team (Colorado Springs) ... Helped Meanstreets reach the 2021 Nike EYBL Peach Jam semifinals ... Four-year high school honor roll student graduated with a 3.6 GPA ... Notable Whitney Young graduates include Missouri head basketball coach Dennis Gates, 1991 No. 1 NFL Draft pick Russell Maryland (Miami alumnus), former First Lady Michelle Obama, 2015 top-three NBA Draft pick Jahlil Okafor, 13-year NBA player Quentin Richardson and actor Craig Robinson.

Helped Meanstreets reach the 2021 Nike EYBL Peach Jam semifinals ... Four-year high school honor roll student graduated with a 3.6 GPA ... Notable Whitney Young graduates include Missouri head basketball coach Dennis Gates, 1991 No. 1 NFL Draft pick Russell Maryland (Miami alumnus), former First Lady Michelle Obama, 2015 top-three NBA Draft pick Jahlil Okafor, 13-year NBA player Quentin Richardson and actor Craig Robinson.

Personal: Full name is Andre Thomas Casey Jr. ... Goes by AJ ... Born Jan. 26, 2004 ... Parents are Andre Casey Sr., and Chermere Lanier-Casey ... Has a younger brother, A'mere ... Majoring in communication with an undeclared track ... Favorite athlete is LeBron James because of how he carries himself, his work ethic and the things he does both on and off the court ... Best sports memory is winning the city championship as a senior ... Played football in middle school ... Committed to Miami over DePaul, Gonzaga, Memphis, Michigan and Ohio State, among many others ... Chose Miami because he felt it was the best fit.

CAREER STATISTICS				Total			3-Point			Free Throws			Rebounds				Scoring								
Year	GP	GS	Min	Avg	FG	FGA	Pct	FG	FGA	Pct	FT	FTA	Pct	Off	Def	Tot	Avg	PF	FO	Ast	TO	Blk	Stl	Pts	Avg
2022-23	26	0	177	6.8	9	25	.360	1	10	.100	8	12	.667	11	19	30	1.2	20	0	5	3	6	1	27	1.0
TOTAL	26	0	177	6.8	9	25	.360	1	10	.100	8	12	.667	11	19	30	1.2	20	0	5	3	6	1	27	1.0



FILIPPOS GKOGKOS

FOURTH-YEAR JUNIOR | GUARD | 6-4 | 200

10

Athens, Greece | International School of Bucharest (Romania)

- A brilliant student who brings an energetic personality to the team
- Solid shooter and ball-handler
- Grew one inch and added five pounds in advance of the 2022-23 season
- Six of the 11 minutes he played over his first two seasons as a Hurricane came against North Carolina (1/25/20) at the Dean E. Smith Center
- Made his first NCAA Tournament appearance in Miami's Round of 32 win over second-seeded Auburn (3/20/22)
- Honored on senior day before the win against No. 25 Pittsburgh (3/4/23) to claim a share of the ACC regular season title, but did not play due to injury

As a Third-Year Sophomore (2021-22): NABC Honors Court

Appeared in six games, including two in the NCAA Tournament ... Grabbed one board in six total minutes of play ... Season debut came in Kissimmee, Fla., against No. 10/9 Alabama (11/28) ... Pulled down a rebound in the win over eventual NCAA runner-up North Carolina (1/18) ... Appeared in the Hurricanes' NCAA Tournament Round of 32 triumph over No. 8/7 Auburn (3/20) ... Played the final 100 seconds of the season versus the eventual national champion, third-ranked Kansas (3/27), in the Elite Eight.

As a Sophomore (2020-21): Season did not count towards eligibility due to COVID-19 pandemic ... Played in four games, all against conference foes ... Finished the year with one rebound in seven minutes of action ... Took classes remotely from Romania during the fall and returned to Miami in January, rejoining the team in advance of its win over No. 16/18 Louisville (1/6/21) ... Made his season debut at No. 16 Florida State (1/27) ... Also earned playing time versus Georgia Tech (2/20) and No. 11/9 Florida State (2/24), as well as on the road against the reigning national champion, No. 21/20 Virginia (3/1).

As a Freshman (2019-20): Joined the team as a walk-on ... Appeared in seven games, including five in ACC play ... Totaled three rebounds and one steal in 14 minutes of action ... Made his Miami debut against Quinnipiac (11/16) ... Grabbed two rebounds versus Coppin State (12/21) ... Played a season-high six minutes at North Carolina (1/25) and recorded his first steal ... Pulled down a rebound at eighth-ranked Florida State (2/8).

High School: Graduated from the International School of Bucharest in Romania ... Played for Ka Sam Basketball Club ... Aided his team to a third-place finish in the Romanian Basketball Federation tournament in 2019 ... Ranked as a top-five player in the league after averaging 23 points, 12 rebounds and four assists per game ... Helped his team finish second in 2018 after tallying 20 points, 11 boards and five assists per contest ... Finished in fourth place in Romania in 2017 and took second in 2016 ... Competed in national and international fencing tournaments, including winning the Romanian U16 title in 2017 and U17 crown in 2018, as well as the Greek U20 championship in 2018 ... High school prefect and high honors receipt for his academic success.

Personal: Full name is Filippos Gkogkos ... Name is pronounced Fill-EEP-Ose GO-Gose ... Goes by Filip ... Born June 16, 2001 ... Parents are Anargyros Gkogkos and Theano Milla ... Father is a business executive and mother owns a company ... Has an older brother, Alexandros ... Double-majoring in business analytics and finance, with a minor in political economy business ... Favorite athlete is LeBron James because of his athletic ability, accomplishments, community involvement and personality ... Best sports memory is winning the Romanian national title in 2015, the year before starting high school ... Chose Miami because of its great business school, receiving an academic scholarship and the opportunities the University provides ... Also considered attending Drexel, Hofstra, North Carolina and San Diego.

2022-23				
Opposition	P	R	A	
Lafayette	-	-	-	
UNC Greensboro	-	-	-	
Florida A&M	-	-	-	
vs. Providence	-	-	-	
vs. Maryland	-	-	-	
St. Francis Brooklyn	-	-	-	
at UCF	-	-	-	
Rutgers	-	-	-	
at Louisville	0	0	0	
Cornell	-	-	-	
NC State	-	-	-	
St. Francis (PA)	-	-	-	
Virginia	-	-	-	
Vermont	-	-	-	
at Notre Dame	-	-	-	
at Georgia Tech	-	-	-	
Boston College	-	-	-	
at NC State	-	-	-	
Syracuse	-	-	-	
at Duke	-	-	-	
at Florida State	-	-	-	
at Pittsburgh	-	-	-	
Virginia Tech	-	-	-	
at Clemson	-	-	-	
Duke	-	-	-	
Louisville	-	-	-	
at North Carolina	-	-	-	
Wake Forest	-	-	-	
at Virginia Tech	-	-	-	
Florida State	-	-	-	
Pittsburgh	-	-	-	
vs. Wake Forest	-	-	-	
vs. Duke	-	-	-	
vs. Drake	-	-	-	

2020-21				
Opposition	P	R	A	
North Florida	-	-	-	
Stetson	-	-	-	
Purdue	-	-	-	
FGCU	-	-	-	
Pittsburgh	-	-	-	
Jacksonville	-	-	-	
at Virginia Tech	-	-	-	
Clemson	-	-	-	
North Carolina	-	-	-	
at NC State	-	-	-	
at Boston College	-	-	-	
Louisville	-	-	-	
at Syracuse	-	-	-	
Notre Dame	-	-	-	
at Florida State	0	0	0	
at Wake Forest	-	-	-	
Duke	-	-	-	
Virginia Tech	-	-	-	
at Notre Dame	-	-	-	
Georgia Tech	0	0	0	
Florida State	0	1	0	
at Clemson	-	-	-	
at Virginia	0	0	0	
Boston College	-	-	-	
vs. Pittsburgh	-	-	-	
vs. Clemson	-	-	-	
vs. Georgia Tech	-	-	-	

2021-22				
Opposition	P	R	A	
Canisius	-	-	-	
UCF	-	-	-	
at Florida Atlantic	-	-	-	
Florida A&M	-	-	-	
vs. Dayton	-	-	-	
vs. North Texas	-	-	-	
vs. Alabama	0	0	0	
at Penn State	-	-	-	
Clemson	-	-	-	
Lipscomb	0	0	0	
vs. Fordham	-	-	-	
Stetson	-	-	-	
NC State	-	-	-	
Wake Forest	-	-	-	
Syracuse	-	-	-	
at Duke	-	-	-	
at Florida State	-	-	-	
North Carolina	0	1	0	
Florida State	-	-	-	
at Virginia Tech	-	-	-	
at Georgia Tech	-	-	-	
Notre Dame	-	-	-	
at Virginia	-	-	-	
Georgia Tech	-	-	-	
at Wake Forest	-	-	-	
at Louisville	-	-	-	
Virginia	-	-	-	
at Pittsburgh	0	0	0	
Virginia Tech	-	-	-	
at Boston College	-	-	-	
at Syracuse	-	-	-	
vs. Boston College	-	-	-	
vs. Duke	-	-	-	
vs. USC	-	-	-	
vs. Auburn	0	0	0	
vs. Iowa State	-	-	-	
vs. Kansas	0	0	0	

2019-20				
Opposition	P	R	A	
Louisville	-	-	-	
Florida Atlantic	-	-	-	
at UCF	-	-	-	
Quinnipiac	0	0	0	
vs. Missouri State	-	-	-	
vs. Florida	-	-	-	
vs. UConn	-	-	-	
at Illinois	-	-	-	
Alabama A&M	-	-	-	
vs. Temple	-	-	-	
Coppin State	0	2	0	
at Clemson	-	-	-	
Duke	-	-	-	
at Louisville	-	-	-	
Pittsburgh	-	-	-	
at NC State	0	0	0	
Florida State	-	-	-	
at Duke	0	0	0	
at North Carolina	0	0	0	
Virginia Tech	-	-	-	
at Pittsburgh	-	-	-	
NC State	-	-	-	
at Florida State	0	1	0	
Boston College	0	0	0	
Wake Forest	-	-	-	
at Virginia Tech	-	-	-	
at Notre Dame	-	-	-	
at Georgia Tech	-	-	-	
Virginia	-	-	-	
Syracuse	-	-	-	
vs. Clemson	-	-	-	

GKOGKOS CAREER / SEASON HIGHS

Points	
Career:	N/A
Season:	N/A
ACC:	N/A
Rebounds	
Career:	2, vs. Coppin State, 12/21/19
Season:	N/A
ACC:	1*, vs. North Carolina, 1/18/22
Assists	
Career:	N/A
Season:	N/A
ACC:	N/A
Steals	
Career:	1, at North Carolina, 1/25/20
Season:	N/A
ACC:	1, at North Carolina, 1/25/20
Blocked Shots	
Career:	N/A
Season:	N/A
ACC:	N/A
Field Goals Made	
Career:	N/A
Season:	N/A
ACC:	N/A
Field Goal Attempts	
Career:	2, at North Carolina, 1/25/20
Season:	N/A
ACC:	2, at North Carolina, 1/25/20
3-Point Field Goals Made	
Career:	N/A
Season:	N/A
ACC:	N/A
3-Point Field Goal Attempts	
Career:	1~, vs. Alabama, 11/28/21
Season:	N/A
ACC:	N/A
Free Throws Made	
Career:	N/A
Season:	N/A
ACC:	N/A
Free Throw Attempts	
Career:	N/A
Season:	N/A
ACC:	N/A
Minutes	
Career:	6, at North Carolina, 1/25/20
Season:	2, at Louisville, 12/4/22
ACC:	6, at North Carolina, 1/25/20

* Recorded more than once with most recent listed
~ Regular season game at neutral site

CAREER STATISTICS																									
Year	GP	GS	Min	Avg	FG	FGA	Pct	3-Point FG	3-Point FGA	3-Point Pct	Free Throws FT	Free Throws FTA	Free Throws Pct	Off	Def	Tot	Avg	PF	FO	Ast	TO	Blk	Stl	Pts	Avg
2019-20	7	0	14	2.0	0	3	.000	0	0	.000	0	0	.000	1	2	3	0.4	1	0	0	0	0	1	0	0.0
2020-21	4	0	6	1.5	0	1	.000	0	0	.000	0	0	.000	1	0	1	0.3	0	0	0	0	0	0	0	0.0
2021-22	6	0	6	1.0	0	1	.000	0	1	.000	0	0	.000	0	1	1	0.2	0	0	0	0	0	0	0	0.0
2022-23	1	0	2	2.0	0	0	.000	0	0	.000	0	0	.000	0	0	0	0.0	0	0	0	0	0	0	0	0.0
TOTAL	18	0	28	1.6	0	5	.000	0	1	.000	0	0	.000	2	3	5	0.3	1	0	0	0	0	1	0	0.0



BENSLEY JOSEPH

SECOND-YEAR SOPHOMORE | GUARD | 6-2 | 207

#4

Arlington, Mass. | Putnam Science Academy (Conn.)

- **10-Point Games:** Seven (seven in 2022-23)

- **Five-Assist Games:** Four (four in 2022-23)

- True point guard with strong knowledge of how to quarterback his team on the offensive end
- Miami's best perimeter defender can put great pressure on the ball and guard multiple positions
- Possesses excellent strength and athletic ability

- Grew one inch and added 12 pounds (195 to 207) in advance of the 2022-23 season
- Between May 2022 and September 2022, increased his front squat by 25 pounds, from 225 to a co-team-high 250

- During the same timeframe, upped both his max bench press (200 to 230) and max power clean (195 to 225) by 30 pounds, as well as nearly doubled his max-rep chin-up count (eight to 15) and increased his standing vertical jump by three inches (30.5 to 33.5)

- Connected on seven of his first nine 3-pointers as collegian, including making at least one in each of his first four ACC outings

- Hit two 3-pointers against Syracuse (1/5/22), including the go-ahead shot, during Miami's 24-4 run that turned an 18-point deficit into a two-point lead

- Grabbed a career-high-tying six rebounds and notched his second collegiate blocked shot in the win at Boston College (3/2/22), just eight miles away from his hometown of Arlington, Mass.

- Notched his first collegiate NCAA Tournament rebound and points in the final minute of the Hurricanes' two-point victory over seventh-seeded USC (3/18/22) in the Round of 64

- One of just 13 DI players (min. 20 GP & 20 3PA) in 2021-22 to shoot at least 39 percent from deep and under 30 percent on 2-pointers

- Set career highs in points (12), made field goals (four) and made 3-pointers (three) in the win over Florida A&M (11/15/22), as well as recorded his first collegiate dunk, a fast-break and-one slam

- Played a career-high-tying 28 minutes and dished out a career-best six assists, two more than his prior career best, in the victory over St. Francis Brooklyn (11/23/22)

- Tied a career high with 12 points on 4-of-4 3-point shooting versus Cornell (12/7/22), becoming the 13th player in program history to hit four-plus 3-pointers without a miss and the first since Anthony Lawrence II on 2/3/16 against Notre Dame

- Made his first collegiate start against St. Francis (PA) (12/17/22) and set career highs in points (14), rebounds (seven) and made field goals (five), while tying his top marks in assists (six) and made 3-pointers (four)

- Set or tied his ACC bests in points (eight), minutes (28), made field goals (three), made 3-pointers (two) and blocks (one) in the win over sixth-ranked Virginia (12/20/22), finishing 3-of-3 from the floor with zero turnovers

- Scored 11 points, his first time in double figures in ACC play, on 4-of-5 shooting in an overtime contest at NC State (1/14/23)

- Set a new ACC best with five assists in the comeback victory over Syracuse (1/16/23)

- Stuffed the stat sheet in the win over Virginia Tech (1/31/23), notching nine points, one rebound, three assists, two steals and one block, while shooting 3-of-5 from the floor and 2-of-2 at the line

- After totaling 11 points in the prior five games combined, scored 10 at Virginia Tech (2/21/23), finishing 2-of-3 beyond the arc and 4-of-4 at the line to tie a career high in made free throws, with all of them coming in the final 41 seconds to help seal the win

- In his second collegiate start, set or tied ACC bests in points (12), rebounds (career-high-tying seven), assists (five), made field goals (four) and minutes (career-high 37) versus Florida State (2/25/23)

- Earned two votes for ACC Sixth Man of the Year, placing fifth in the balloting

- Posted 10 points, his third double-digit performance in a five-game stretch after totaling four previously in his career, in the ACC Tournament semifinal contest versus No. 21 Duke (3/10/23), shooting 3-of-4 from the floor, 2-of-3 beyond the arc and 2-of-2 at the line

As a Freshman (2021-22): Appeared in the final 36 games of the season ... Averaged 2.3 points and 1.6 rebounds per game while shooting 39.5 percent (18-of-39) from 3-point range and 83.3 percent (15-of-18) at the line ... Made nine of his first 13 3-point attempts, including seven of his first nine ... After not playing in the season opener, debuted with three points in 17 minutes against UCF (11/13) ... Shot 4-of-4 on free throws, a season high in each area, at Florida Atlantic (11/16) in his first road action ... Posted a season-best eight points on 3-of-4 shooting, including a 2-of-3 clip from deep, against Dayton (11/25) in Kissimmee, Fla. ... Recorded seven points in 19 minutes versus NC State (12/29) ... Scored six points on a pair of 3-pointers, the latter giving Miami the lead after trailing by 18, in the win over Syracuse (1/5) ... Notched five points and two assists in 19 minutes in the victory against eventual NCAA runner-up North Carolina (1/18) ... Finished with five points, five rebounds and two assists in 22 minutes at Georgia Tech (1/29), hitting his lone 3-pointer ... Logged five points and two assists in 19 minutes versus Notre Dame (2/2) ... Set season highs in rebounds (six), assists (four) and minutes (28) against Georgia Tech (2/9), his third multi-assist outing in a four-game stretch after posting just two prior ... Scored six points and made both his 3-pointers at Pittsburgh (2/22) ... Tied his season high with six boards in 20 minutes in a homecoming game at Boston College (3/2) ... Appeared in all four NCAA Tournament games, including notching 15 minutes in the first-round win over No. 21/22 USC (3/18) and 17 in the Elite Eight game against the eventual national champion, third-ranked Kansas (3/27).

High School: Graduated from Putnam Science Academy (Conn.) ... Consensus top-150 recruit, unanimously considered the best prospect in Connecticut ... Considered a four-star recruit by ESPN, 247Sports and the 247Sports Composite ... Ranked No. 80 overall and No. 14 among point guards by ESPN ... Placed No. 126 in the 247 rankings, including No. 19 at his position ... Tabbed as the No. 103 recruit, including No. 16 among point guards, by the 247Sports Composite ... Also finished No. 148 in the Rivals rankings, good for No. 27 at his position ... Missed his entire senior season with a left ankle injury sustained in a scrimmage ... Attended Cushing Academy (Mass.) as a junior and served as the team captain ... Averaged 15.4 points, 7.2 rebounds and 6.8 assists per game, en route to Class AA All-NEPSAC honors ... Went to his hometown Arlington High School (Mass.) for two years ... Played on the soccer team as a sophomore ... The Detroit Pistons' Hamidou Diallo also graduated from Putnam, while the Milwaukee Bucks' Pat Connaughton also hails from Arlington, Mass.

Personal: Full name is Bensley Ralph Joseph ... Goes by Benz ... Born Feb. 18, 2002, in Miami ... Lived in Miami for the first eight months of his life, before moving to Massachusetts ... Mother is Rachel Lamonge, who is originally from Haiti ... Does not have any siblings ... Majoring in exploratory arts & sciences ... Favorite athlete is Damian Lillard because he is a realist on and off the court, as well as a reliable late-game player ... Best sports memory is hitting a buzzer-beating jump-shot against Canterbury School as a junior and getting mobbed by his teammates ... Committed to Miami over Boston College, Georgetown, Marquette and Providence ... Chose Miami because he felt the staff valued his game and showed the most interest.

CAREER STATISTICS					Total			3-Point			Free Throws			Rebounds				Scoring							
Year	GP	GS	Min	Avg	FG	FGA	Pct	FG	FGA	Pct	FT	FTA	Pct	Off	Def	Tot	Avg	PF	FO	Ast	TO	Blk	Stl	Pts	Avg
2021-22	36	0	480	13.3	26	75	.347	15	38	.395	15	18	.833	10	48	58	1.6	42	0	28	25	3	16	82	2.3
2022-23	32	2	657	20.5	57	132	.432	31	79	.392	28	36	.778	10	58	68	2.1	54	0	65	40	11	19	173	5.4
TOTAL	68	2	1137	16.7	83	207	.401	46	117	.393	43	54	.796	20	106	126	1.9	96	0	93	65	14	35	255	3.8

2022-23			
Opposition	P	R	A
Lafayette	6	5	1
UNC Greensboro	3	0	2
Florida A&M	12	2	2
vs. Providence	7	1	1
vs. Maryland	1	3	1
St. Francis Brooklyn	4	2	6
at UCF	7	1	4
Rutgers	6	2	3
at Louisville	5	3	2
Cornell	12	2	3
NC State	0	3	2
St. Francis (PA)	14	7	6
Virginia	8	3	1
Vermont	CANCELED		
at Notre Dame	2	1	0
at Georgia Tech	3	4	3
Boston College	3	1	2
at NC State	11	0	0
Syracuse	0	2	5
at Duke	3	4	2
at Florida State	0	0	2
at Pittsburgh	7	2	1
Virginia Tech	9	1	3
at Clemson	0	2	1
Duke	3	1	3
Louisville	3	0	1
at North Carolina	3	1	0
Wake Forest	2	2	0
at Virginia Tech	10	3	2
Florida State	12	7	5
Pittsburgh	2	2	0
vs. Wake Forest	5	0	0
vs. Duke	10	1	1
vs. Drake	-	-	-

2021-22			
Opposition	P	R	A
Canisius	-	-	-
UCF	3	1	1
at Florida Atlantic	4	1	0
Florida A&M	0	3	1
vs. Dayton	8	1	1
vs. North Texas	0	0	1
vs. Alabama	0	3	0
at Penn State	0	2	1
Clemson	3	2	0
Lipscomb	0	4	2
vs. Fordham	0	0	1
Stetson	5	2	1
NC State	7	1	1
Wake Forest	4	0	1
Syracuse	6	1	1
at Duke	0	0	0
at Florida State	0	0	0
North Carolina	5	3	2
Florida State	3	0	0
at Virginia Tech	0	0	0
at Georgia Tech	5	5	2
Notre Dame	5	2	2
at Virginia	2	1	1
Georgia Tech	4	6	4
at Wake Forest	2	4	2
at Louisville	0	2	0
Virginia	2	2	0
at Pittsburgh	6	0	0
Virginia Tech	0	0	0
at Boston College	2	6	0
at Syracuse	2	1	0
vs. Boston College	0	0	0
vs. Duke	0	1	0
vs. USC	2	1	1
vs. Auburn	0	2	0
vs. Iowa State	0	0	1
vs. Kansas	2	1	1

JOSEPH CAREER / SEASON HIGHS

Points

Career: 14, vs. St. Francis (PA), 12/17/22

Season: 14, vs. St. Francis (PA), 12/17/22

ACC: 12, vs. Florida State, 2/25/23

Rebounds

Career: 7*, vs. Florida State, 2/25/23

Season: 7*, vs. Florida State, 2/25/23

ACC: 7, vs. Florida State, 2/25/23

Assists

Career: 6*, vs. St. Francis (PA), 12/17/22

Season: 6*, vs. St. Francis (PA), 12/17/22

ACC: 5*, vs. Florida State, 2/25/23

Steals

Career: 3, vs. Rutgers, 12/1/22

Season: 3, vs. Rutgers, 12/1/22

ACC: 2*, vs. Virginia Tech, 1/31/23

Blocked Shots

Career: 1*, vs. Virginia Tech, 1/31/23

Season: 1*, vs. Virginia Tech, 1/31/23

ACC: 1*, vs. Virginia Tech, 1/31/23

Field Goals Made

Career: 5, vs. St. Francis (PA), 12/17/22

Season: 5, vs. St. Francis (PA), 12/17/22

ACC: 4*, vs. Florida State, 2/25/23

Field Goal Attempts

Career: 10, vs. Virginia, 2/19/22

Season: 8*, vs. Florida State, 2/25/23

ACC: 10, vs. Virginia, 2/19/22

3-Point Field Goals Made

Career: 4*, vs. St. Francis (PA), 12/17/22

Season: 4*, vs. St. Francis (PA), 12/17/22

ACC: 2*, at Virginia Tech, 2/21/23

3-Point Field Goal Attempts

Career: 6*, vs. St. Francis (PA), 12/17/22

Season: 6, vs. St. Francis (PA), 12/17/22

ACC: 6, vs. Syracuse, 1/5/22

Free Throws Made

Career: 4*, at Virginia Tech, 2/21/23

Season: 4, at Virginia Tech, 2/21/23

ACC: 4, at Virginia Tech, 2/21/23

Free Throw Attempts

Career: 5, vs. Lafayette, 11/7/22

Season: 5, vs. Lafayette, 11/7/22

ACC: 4, at Virginia Tech, 2/21/23

Minutes

Career: 37, vs. Florida State, 2/25/23

Season: 37, vs. Florida State, 2/25/23

ACC: 37, vs. Florida State, 2/25/23

* Recorded more than once with most recent listed



DANILO JOVANOVIĆ

FIRST-YEAR FRESHMAN | FORWARD | 6-8 | 219

23

Milwaukee, Wis. | Whitnall

- Has the size and skill to play multiple frontcourt positions
- Freshman year will be an important time for his continued growth
- Owns a high basketball IQ that makes him fun to play with and makes a lot of good decisions at both ends of the floor
- Upped his max bench press by 25 pounds (175 to 200) and his front squat by 20 pounds (205 to 225) between his June 2022 arrival at Miami and September 2022
- Missed the season opener versus Lafayette (11/7/22) because of a left ankle injury and missed the following games against both UNC Greensboro (11/11/22) and Florida A&M (11/15/22) due to illness
- Made his collegiate debut in the victory over St. Francis Brooklyn (11/23/22)

2022-23				
Opposition	P	R	A	
Lafayette	-	-	-	
UNC Greensboro	-	-	-	
Florida A&M	-	-	-	
vs. Providence	-	-	-	
vs. Maryland	-	-	-	
St. Francis Brooklyn	0	0	0	
at UCF	-	-	-	
Rutgers	-	-	-	
at Louisville	-	-	-	
Cornell	-	-	-	
NC State	-	-	-	
St. Francis (PA)	-	-	-	
Virginia	-	-	-	
Vermont	CANCELED			
at Notre Dame	-	-	-	
at Georgia Tech	-	-	-	
Boston College	-	-	-	
at NC State	-	-	-	
Syracuse	-	-	-	
at Duke	-	-	-	
at Florida State	-	-	-	
at Pittsburgh	-	-	-	
Virginia Tech	-	-	-	
at Clemson	-	-	-	
Duke	-	-	-	
Louisville	-	-	-	
at North Carolina	-	-	-	
Wake Forest	-	-	-	
at Virginia Tech	-	-	-	
Florida State	-	-	-	
Pittsburgh	-	-	-	
vs. Wake Forest	-	-	-	
vs. Duke	-	-	-	
vs. Drake	-	-	-	

JOVANOVIĆ CAREER / SEASON HIGHS

Points

Career: N/A

Season: N/A

ACC: N/A

Rebounds

Career: N/A

Season: N/A

ACC: N/A

Assists

Career: N/A

Season: N/A

ACC: N/A

Steals

Career: N/A

Season: N/A

ACC: N/A

Blocked Shots

Career: N/A

Season: N/A

ACC: N/A

Field Goals Made

Career: N/A

Season: N/A

ACC: N/A

Field Goal Attempts

Career: N/A

Season: N/A

ACC: N/A

3-Point Field Goals Made

Career: N/A

Season: N/A

ACC: N/A

3-Point Field Goal Attempts

Career: N/A

Season: N/A

ACC: N/A

Free Throws Made

Career: N/A

Season: N/A

ACC: N/A

Free Throw Attempts

Career: N/A

Season: N/A

ACC: N/A

Minutes

Career: 2, vs. St. Francis Brooklyn, 11/23/22

Season: 2, vs. St. Francis Brooklyn, 11/23/22

ACC: N/A

* Recorded more than once with most recent listed

High School: Graduated from Whitnall High School ... Labeled a four-star recruit by ESPN and a three-star player by 247Sports and Rivals ... Considered the third-best prospect in Wisconsin by 247Sports and fifth-best by ESPN ... Placed No. 186 in the 247Sports Composite rankings, good for No. 43 among small forwards ... Ranked No. 27 at the power forward position by ESPN ... McDonald's All-American Game nominee ... Two-time unanimous conference player of the year ... Led his team to two conference titles and a regional crown ... Named *Associated Press* First Team All-State as a senior after averaging 29.0 points and 11.0 rebounds per game ... Helped his team to a 21-4 record, including a perfect 12-0 mark in league play ... Tallied 23.0 points and 8.0 rebounds per game as a junior ... First Team All-Conference pick as a sophomore, first of three such honors, after posting 21.0 points per game ... Varsity letter winner as a freshman ... Competing for Phenom University – Team Herro, averaged 15.5 points and 6.8 rebounds per game during the 2021 Nike EYBL slate ... Miami Heat guard Tyler Herro and former Wisconsin quarterback Joel Stave also attended Whitnall.

Personal: Full name is Danilo Jovanovich ... Name is pronounced DAHN-lh-Low Yo-VAHN-Uh-Vich ... Nickname is "DL0" ... Born Oct. 9, 2003 ... Parents are Milan and Bozana Jovanovich ... Has an older sister, Marina Pavlik, and an older brother, Dimitrije Jovanovich ... Majoring in business with an undeclared track... Favorite athlete is Dwyane Wade because of the inspiration provided by watching him play as a child ... Best sports memory is winning the regional championship as a senior ... Pregame superstition is a 30-minute nap followed by a cold shower ... Committed to Miami over offers from DePaul, Illinois, UIC, Milwaukee, Penn State, USC and Wake Forest ... Chose Miami because of the family environment, the quality of the program and the great coaching staff.

CAREER STATISTICS					Total			3-Point			Free Throws				Rebounds				Scoring							
Year	GP	GS	Min	Avg	FG	FGA	Pct	FG	FGA	Pct	FT	FTA	Pct	Off	Def	Tot	Avg	PF	FO	Ast	TO	Blk	Stl	Pts	Avg	
2022-23	1	0	2	2.0	0	0	.000	0	0	.000	0	0	.000	0	0	0	0.0	0	0	0	0	0	0	0	0.0	
TOTAL	1	0	2	2.0	0	0	.000	0	0	.000	0	0	.000	0	0	0	0.0	0	0	0	0	0	0	0	0.0	



JORDAN MILLER

FIFTH-YEAR SENIOR | GUARD | 6-7 | 195

11

Middleburg, Va. | George Mason | Loudoun Valley

- **30-Point Games:** One (zero at Miami; zero in 2022-23)

- **20-Point Games:** 12 (six at Miami; four in 2022-23)

- **10-Point Games:** 96 (46 at Miami; 28 in 2022-23)

- **10-Rebound Games:** 14 (five at Miami; two in 2022-23)

- **Five-Assist Games:** Seven (five at Miami; five in 2022-23)

- **Double-Doubles:** 11 (four at Miami; two in 2022-23)

- Graduated from being a very solid contributor to being a true leader at both ends of the court

- Perhaps Miami's best all-around player and expected to be under consideration for All-ACC honors

- Extremely confident player who can hit open shots and is an outstanding offensive rebounder

- Fun person to play with because of his high basketball IQ, as he makes good decisions on both ends of the court and is an ideal fit for what Miami needs

- Possesses a 6-11 wingspan, a team-best 36-inch standing vertical jump, a team-best high touch of 11-11.5 and a 260-pound max bench press

- Against Lipscomb (12/8/21), became the second of four DI players to tally 12pts/7reb/5ast/3blk/2ast in a game in 2021-22, joining Utah Valley's Fardaws Aimaq (12/1/21 vs. BYU), Arkansas' Jaylin Williams (1/22/22 vs. Texas A&M) and Arkansas State's Norchad Omier (2/23/22 vs. Coastal Carolina), the latter of whom transferred to Miami, as well as the first player to reach each of those figures without recording a turnover versus a DI foe since Charleston Southern's Kelvin Martin on 12/17/11 against the College of Charleston

- Scored a season- and game-high 25 points, tied for the third-most of his career, in the win over NC State (12/29/21), finishing 9-of-16 from the floor, one shy of his career best in makes, and 4-of-6 on 3-pointers, a season high in makes

- Posted 17 points on 7-of-9 shooting, including a 3-of-5 clip from deep, in the victory against Wake Forest (1/1/22) and, with his first basket of the game, eclipsed 1,000 points as a collegian in his 83rd appearance

- Tabbed by ESPN's Seth Greenberg on 1/3/22 as a Co-National Player of the Week after averaging 21.0 points per game in the triumphs over NC State and Wake Forest

- Totaled 11 points, eight rebounds and six steals in the win over Syracuse (1/5/22), one of just 14 DI players with 11p/8r/6s in a game in 2021-22, including one of three in a Power Six league, alongside South Carolina's Erik Stevenson (11/12/21 vs. Princeton) and Arkansas' Jaylin Williams (1/22/22 vs. Texas A&M)

- Scored 17 points in the victory at second-ranked Duke (1/8/22) and grabbed an offensive rebound with 34 seconds left that led to the game-winning basket with 20 ticks remaining

- Notched a season-high four assists and a career-best seven steals at Virginia (2/5/22), the latter figure tying for the most ever by a Hurricane in ACC play, matching the second-highest total in any game in program history, tying the John Paul Jones Arena record and setting the top mark for visiting player

- Tallied a season-high-tying 25 points on 10-of-13 shooting, equaling a career best in makes, and grabbed a season-high 13 rebounds at Syracuse (3/5/22) to notch his first double-double as a Hurricane, as well as scored the final six points in the last 25 seconds of the game to lead Miami to victory

- In the win over Syracuse, became one of eight players in 2021-22 with 25-plus points, 13-plus boards, double-digit made field goals and a perfect free-throw clip against a DI foe, with Kentucky's Oscar Tshiebwé the only other Power Six player on the list

- Scored 13 points on 6-of-8 shooting, the second-best field-goal clip in an ACC Tournament contest in program history, against Boston College (3/10/22) and scored the game-winning basket on a run-out layup to beat the buzzer in overtime

- Posted a 17-point, 13-rebound double-double against seventh-ranked Duke (3/11/22) in the ACC Tournament semifinals, matching his season high in boards and placing second on the program's single-game ACC Tournament leaderboard

- Posted 12 points, three rebounds, two assists, two steals and two blocks in the NCAA Tournament win over second-seeded Auburn (3/20/22), while holding Jabari Smith, a Second Team All-American, to 3-of-16 shooting

- Scored 16 points and shot a perfect 6-of-6 in the Sweet 16 victory over No. 11-seeded Iowa State (3/25/22), becoming the first Hurricane to make at least six field goals in an NCAA Tournament contest without a miss

- Helped Miami to a 15-2 record in his 17 double-digit scoring games in 2021-22

- Averaged 11.8 points per game on 59.8 percent shooting over his final 24 outings in 2021-22, including 13.6 points per contest on a 66.0 percent clip in an 11-game span from 2/16/22 to 3/25/22

- After notching 67 steals in 69 games over three years at George Mason (1.0 spg), registered 63 in 37 games his first year at Miami (1.8 spg)

- Posted his first double-double of the season in the comeback win over Rutgers (11/30/22), logging a co-game-high 17 points on 6-of-11 shooting and pulling down a game-best 10 rebounds

- Totaled 22 points on 8-of-11 shooting versus Cornell (12/7/22), adding five rebounds, four assists and one steal with zero turnovers in 37 minutes

- Set or tied Miami and ACC highs in points (25), minutes (38), made free throws (seven) and free-throw attempts (eight) in the win over NC State (12/10/22), while shooting 8-of-15 overall to help the Hurricanes rally back from a 16-point deficit

- Recorded 19 points and a career-high-tying five assists, his most as a Hurricane, in 37 minutes in the win over Boston College (1/11/23), shooting 5-of-5 at the line and notching three steals

- Hit the career 1,500-point mark in just his 122nd collegiate outing with his first basket at NC State (1/14/23) and finished with 13 points, including a game-tying 3-pointer with 27 seconds left to force overtime

- Registered 13 points, seven rebounds and a career-best seven assists, two above his prior top mark, in the comeback triumph over Syracuse (1/16/23)

- Scored a game-high 19 points and pulled down eight rebounds at Duke (1/21/23), shooting 3-of-4 from beyond the arc in a 13-point second half

- Notched a team-leading 18 points on 7-of-9 shooting at Pittsburgh (1/28/23), including 14 on a 6-of-7 clip in the first half alone

- Tallied 14 points, six rebounds, five assists (the co-second-most of his career) and one steal in the win against Virginia Tech (1/31/23), finishing 7-of-12 from the floor and reaching five assists for the third time in seven outings after doing so just twice in his first 120 appearances as a collegian

- Stuffed the stat sheet with 16 points, five rebounds, four assists, a season-high-tying three steals and a season-best two blocks in the victory over RV/No. 24 Duke (2/6/23), just the 22nd such line by any player against a DI foe in 2022-23, including the fifth by a Power Six player, alongside Kentucky's Oscar Tshiebwé against North Florida (11/23/22), Miami teammate Isaiah Wong versus St. Francis (PA) (12/17/22), Florida's Colin Castleton against Missouri

2022-23				
Opposition	P	R	A	
Lafayette	9	7	3	
UNC Greensboro	19	7	2	
Florida A&M	19	9	0	
vs. Providence	9	9	0	
vs. Maryland	18	3	2	
St. Francis Brooklyn	8	4	1	
at UCF	11	3	2	
Rutgers	17	10	3	
at Louisville	14	4	3	
Cornell	22	5	4	
NC State	25	6	3	
St. Francis (PA)	10	7	0	
Virginia	11	5	2	
Vermont	CANCELED			
at Notre Dame	12	8	2	
at Georgia Tech	17	3	0	
Boston College	19	6	5	
at NC State	13	1	2	
Syracuse	13	7	7	
at Duke	19	8	1	
at Florida State	12	3	4	
at Pittsburgh	18	3	4	
Virginia Tech	14	6	5	
at Clemson	12	7	2	
Duke	16	5	4	
Louisville	10	6	6	
at North Carolina	24	11	2	
Wake Forest	14	6	2	
at Virginia Tech	11	9	3	
Florida State	21	7	2	
Pittsburgh	17	8	3	
vs. Wake Forest	18	9	5	
vs. Duke	17	7	3	
vs. Drake	-	-	-	

2021-22				
Opposition	P	R	A	
Canisius	5	4	1	
UCF	4	4	0	
at Florida Atlantic	2	7	1	
Florida A&M	9	7	1	
vs. Dayton	6	5	1	
vs. North Texas	6	5	0	
vs. Alabama	6	5	0	
at Penn State	5	5	1	
Clemson	13	2	1	
Lipscomb	12	7	2	
vs. Fordham	8	9	1	
Stetson	1	11	1	
NC State	25	5	0	
Wake Forest	17	1	2	
Syracuse	11	8	1	
at Duke	17	5	0	
at Florida State	9	6	1	
North Carolina	2	6	1	
Florida State	2	6	1	
at Virginia Tech	18	7	2	
at Georgia Tech	13	8	2	
Notre Dame	8	6	2	
at Virginia	2	2	4	
Georgia Tech	-	-	-	
at Wake Forest	8	6	1	
at Louisville	10	7	2	
Virginia	15	6	0	
at Pittsburgh	15	5	2	
Virginia Tech	6	6	1	
at Boston College	18	6	1	
at Syracuse	25	13	1	
vs. Boston College	13	3	0	
vs. Duke	17	13	1	
vs. USC	6	4	1	
vs. Auburn	12	3	2	
vs. Iowa State	16	7	2	
vs. Kansas	2	4	0	

2019-20 (at George Mason)				
Opposition	P	R	A	
Navy	9	2	3	
Longwood	8	3	0	
LIU	25	5	0	
James Madison	12	6	3	
Loyola (MD)	23	8	0	
at Maryland	6	2	1	
vs. Old Dominion	7	9	0	
vs. Nebraska	20	8	1	
vs. New Mexico State	8	3	0	
Jacksonville State	19	5	0	
American	8	3	0	
UMBC	17	5	0	
at TCU	15	3	0	
VCU	11	3	3	
St. Bonaventure	8	2	2	
at La Salle	13	3	2	
at George Washington	12	6	1	
Richmond	12	1	2	
UMass	9	7	0	
at Davidson	1	4	1	
Rhode Island	11	7	1	
at St. Bonaventure	15	8	4	
at UMass	12	4	2	
at VCU	11	4	2	
George Washington	11	4	2	
at Richmond	11	9	2	
St. Joseph's	10	6	4	
Dayton	13	10	2	
at Duquesne	19	11	1	
Saint Louis	13	5	1	
at Fordham	17	5	4	
vs. St. Joseph's	19	7	2	

2020-21 (at George Mason)				
Opposition	P	R	A	
vs. Queens (NC)	11	4	1	
vs. Belmont	19	9	0	
vs. Howard	30	8	2	
VMI	-	-	-	
Towson	-	-	-	
Norfolk State	6	2	4	
at UMass	26	8	5	
at Dayton	15	5	2	
VCU	6	3	0	
Richmond	8	4	3	
La Salle	10	8	1	
at Rhode Island	22	5	2	
St. Joseph's	17	6	2	
at St. Joseph's	18	5	1	
at St. Bonaventure	19	5	1	
at Dayton	16	3	1	
Fordham	16	3	4	
at VCU	15	9	2	
George Washington	14	15	2	
La Salle	13	5	5	
vs. George Washington	19	10	2	
vs. Davidson	15	4	0	

MILLER CAREER / SEASON HIGHS (includes three years at George Mason University) Points

Career: 30+, vs. Howard, 11/28/20

Season: 25, vs. NC State, 12/10/22

ACC: 25*, vs. NC State, 12/10/22

Rebounds

Career: 15, vs. George Washington, 2/24/21

Season: 11, at North Carolina, 2/13/23

ACC: 13, at Syracuse, 3/5/22

Assists

Career: 7, vs. Syracuse, 1/16/23

Season: 7, vs. Syracuse, 1/16/23

ACC: 7, vs. Syracuse, 1/16/23

Steals

Career: 7, at Virginia, 2/5/22

Season: 3*, vs. Florida State, 2/5/23

ACC: 7, at Virginia, 2/5/22

Blocked Shots

Career: 3, vs. Lipscomb, 12/8/21

Season: 2, vs. Duke, 2/6/23

ACC: 2*, vs. Duke, 2/6/23

Field Goals Made

Career: 10*, at Syracuse, 3/5/22

Season: 9*, vs. Florida State, 2/25/23

ACC: 10, at Syracuse, 3/5/22

Field Goal Attempts

Career: 18*, vs. St. Joseph's, 1/20/21

Season: 16*, vs. Wake Forest, 3/9/23

ACC: 16, vs. NC State, 12/29/21

3-Point Field Goals Made

Career: 8-, vs. Howard, 11/28/20

Season: 3*, vs. Rutgers, 11/30/22

ACC: 4, vs. NC State, 12/29/21

3-Point Field Goal Attempts

Career: 10-, vs. Howard, 11/28/20

Season: 6*, vs. Rutgers, 11/30/22

ACC: 6, vs. NC State, 12/29/21

Free Throws Made

Career: 11, vs. Loyola (MD), 11/19/19

Season: 8, vs. Pittsburgh, 3/4/23

ACC: 8, vs. Pittsburgh, 3/4/23

Free Throw Attempts

Career: 15, at UMass, 12/30/20

Season: 8*, vs. Pittsburgh, 3/4/23

ACC: 8*, vs. Pittsburgh, 3/4/23

Minutes

Career: 48, vs. St. Joseph's, 1/20/21

Season: 40^ (sat 0:15), vs. Duke, 3/10/23

ACC: 39*, vs. Pittsburgh, 3/4/23

* Recorded more than once with most recent listed

^ ACC Tournament

~ Regular season game at neutral site



JORDAN MILLER

#11

(1/14/23) , Arizona's Azuolas Tubelis versus Washington (1/5/23)

- Registered a double-double with game highs in points (24) and rebounds (11) in the victory at North Carolina (2/13/23), shooting 9-of-14 from the floor and 5-of-6 at the line, to set season bests in rebounds, made field goals and minutes (39), while finishing one point shy of a season high in points
- Amassed a game-best 21 points on 9-of-16 shooting, tying a season high in makes, versus Florida State (2/25/23), including hitting a go-ahead 3-pointer with six seconds left, while adding seven rebounds and a co-season-best three steals
- Recorded 17 points, eight rebounds and three assists, while shooting 8-of-8 at the line to set a season high in makes and tie his top mark in attempts, in his final home game, a victory over No. 25 Pittsburgh (3/4/23), in which played a season-high-tying 39 minutes and he scored what proved to be the game-winning basket with 35 seconds left for Miami to claim a share of the ACC regular season championship
- Played 695 minutes during ACC action, breaking DJ Vasiljevic's single-season program record of 693 set in 2019-20, and totaled a team-best 312 points, good for the fifth-most by a Hurricane in ACC play in a single campaign
- Garnered Second Team All-ACC distinction, becoming the Hurricane to earn first- or second-team accolades since the Hurricanes joined in the ACC in 2004-05, plus tied for second in ACC Most Improved Player voting
- Put up a team-high 18 points, nine rebounds, a co-team-best five assists and two steals in the ACC Tournament quarterfinal victory over Wake Forest (3/9/23), following that with 17 points on 8-of-13 shooting and seven boards in the semifinal matchup versus No. 21 Duke (3/10/23)
- Claimed ACC All-Tournament Second Team plauids after finishing top-15 among all players in minutes (39.1; fourth), assist-to-turnover ratio (4.0; co-fifth), offensive rebounding (3.0; co-sixth), total rebounding (8.0; ninth), scoring (17.5; No. 11), field-goal percentage (55.2; No. 11), assists (4.0; No. 12) and steals (1.5; co-No. 14)
- One of seven Hurricanes to earn NABC All-District accolades during Jim Larrañaga's 12-year tenure, including one of three to do so in 2022-23

As a Fifth-Year Senior (2022-23): *Second Team All-ACC ... NABC Second Team All-District 2 ... ACC All-Tournament Second Team*

As a Fourth-Year Junior (2021-22): Played in 36 of 37 games, missing one with a right knee injury, and earned 31 starts ... Averaged 10.0 points, 5.9 rebounds, 1.1 assists and 1.8 steals in 30.8 minutes per contest ... Shot 56.1 percent from the field ... Paced Miami in field-goal percentage, rebounding and offensive rebounding (2.1), while ranking second in total blocks (20) and defensive rebounding (3.9), plus third in steals ... Finished seventh on Miami's single-season steals list (63), as well as eighth in field-goal percentage (56.1) and No. 11 in minutes (1,110) ... In ACC-only action, placed second on the program's single-season field-goal percentage leaderboard (60.5), as well as No. 10 in rebounding (111) ... Posted seven steals in a game to tie the program record in ACC play and match the second-highest total in any game ... Tied the Miami record for steals in a half (five) in the ACC era ... First player in program history to make at least six field goals in an NCAA Tournament game without a miss ... Tied the program record for steals (four) in an NCAA Tournament contest ... Posted the second-best ACC Tournament single-game field-goal percentage (min. 6 FGM) and co-second-highest rebound total in program history, with 75.0 (6-of-8) and 13 marks, respectively ... Finished fourth in the ACC in steals per game (No. 86 in NCAA) and No. 10 in offensive rebounding ... In ACC-only action, placed second in field-goal percentage (60.5), fourth in steals (1.95), No. 10 in offensive rebounding (2.2) and No. 18 in rebounding (5.8) ... Tied for the most steals in a game (seven) by an ACC player all season ... Tied for eighth in the nation with three five-steals outings, one of only two ACC players to post that many ... First Hurricane since the 1985-86 program rebirth to average at least 10.0 points and 1.5 steals per game while shooting over 55 percent from the field ... Sixth ACC player in the last 30 years—the other five were all top-five NBA Draft picks—to average at least 10.0 points and 1.5 steals per game while shooting over 56 percent from the field, as well as one of three DI players—joining Oscar Tshiebwe and Norchad Omier—to do so in 2021-22 ... Scored in double figures 17 times, all in the last 29 outings—including nine of the final 12 games—with Miami going 15-2 in those contests ... Posted 15-plus points on nine occasions and reached 25 twice ... Grabbed five-plus rebounds 27 times, with seven-plus in 12 games and 11-plus in three ... Posted multiple steals in 19 contests, with three-plus six times and five-plus a team-high three ... Blocked multiple shots in five appearances ... Played 30-plus minutes 25 times, including in 24 of his last 28 outings, surpassing 35 on eight occasions ... Registered two double-doubles ... Led or co-led Miami in steals 13 times, in rebounding a team-best 12 times, in blocks nine times, in scoring twice and in assists twice ... Amassed the two highest single-game rebounding totals (13 twice) by a Miami player on the year and tied for the highest single-game steal total (seven) ... Notched the most single-game makes without a miss (six) by a Hurricane all season, as well as tied for the second-most made free throws without a miss (five). *Additional season information available on MiamiHurricanes.com website bio page.*

As a Junior at George Mason (2020-21): *Third Team All-Atlantic 10 ... DC Paradise Jam All-Tournament Team*

Played in 20 of 22 games, logging 18 starts ... Led the team in points (15.8), rebounds (6.1) and minutes (32.9) per outing, while placing third in both assists (2.0) and steals (1.0) ... Finished sixth in the A-10 in offensive rebounds per game (2.4), as well as No. 10 in scoring and No. 11 in field goal percentage (46.3) ... Scored in double figures 17 times, with 15-plus on 13 occasions and 20-plus thrice ... Grabbed five boards in 13 games, with eight-plus in four of them, reaching double digits twice ... Played 30-plus minutes 16 times, with 35-plus in nine games and over 40 twice ... Compiled two double-doubles ... Posted 19 points, nine rebounds and a career-high-tying nine steals against Belmont (11/27), shooting 8-of-15 ... Set career highs in points (30) and made 3-pointers, while tying a career best in made field goals, against Howard (11/27), finishing 8-of-10 from deep after making his first six attempts and going 10-of-15 overall, as well as logging eight rebounds ... Notched 26 points, eight rebounds and a career-best five assists in a then-career-high 41 minutes at UMass (12/30), finishing 10-of-15 at the line to set a career high in attempts ... Scored 15 points at Dayton (1/2) ... Logged 10 points and eight boards against La Salle (1/13) ... Recorded 22 points at Rhode Island (1/16), shooting 9-of-17 overall and 4-of-8 on 3-pointers ... Tallied 17 points and six boards in a career-best 48 minutes against St. Joseph's (1/20) ... Notched 18 points in 38 minutes at St. Joseph's (1/23) ... Scored 19 points in 13 minutes at St. Bonaventure (1/30) ... Put up 16 points at Dayton (2/5) ... Compiled 16 points on 7-of-11 shooting against Fordham (2/10) ... Registered 15 points, nine rebounds and three steals in 36 minutes during an overtime win at VCU (2/20) ... Logged a double-double with 14 points and a career-best 15 rebounds versus George Washington (2/24) ... Notched 13 points, a career-high-tying five assists and three steals against La Salle (2/27) to end the regular season ... Tallied a 19-point, 10-rebounds double-double in an A-10 Tournament first-round matchup with George Washington (3/4) ... Capped the season with a 15-point showing versus Davidson (3/5) in the A-10 Tournament quarterfinals, marking his 11th straight game with 13-plus points.

As a Sophomore at George Mason (2019-20): *Cayman Islands Classic All-Tournament Team*

Lone player to start all 32 games for the Patriots ... Led the team in minutes (32.4), while placing second in scoring (12.7) and third in both rebounding (5.3) and steals (1.1), as well as fourth in assists (1.4) ... Scored double-digit points in 23 games, with 15-plus in 10 and 20-plus in three ... Pulled down five-plus boards 18 times, with eight-plus in seven appearances and double figures twice ... Played at least 30 minutes in 24 games, reaching 35 in 16 of them and 38 in four ... Amassed two double-doubles ... Logged a then-career-best 25 points, shooting 10-of-18 to set a career high in makes, five rebounds and two blocks against LIU (11/13) ... Recorded 23 points and eight rebounds in 35 minutes versus Loyola (MD) (11/19), shooting 11-of-13 from the stripe to set a career best in makes and then-career-best in attempts ... Scored 20 points on 7-of-11 shooting against Nebraska (11/26), adding eight boards ... Tallied 19 points on 8-of-13 shooting, including a 3-of-4 clip from deep, versus Jacksonville State (12/3) ... Put up 17 points on 7-of-11 shooting against UMB (12/21), adding three steals in 35 minutes ... Scored 15 points at TCU (12/30) ... Posted 13 points at La Salle (1/11) ... Recorded 12 points and six boards in 36 minutes at George Washington (1/15) ... Notched 11 points and seven rebounds against Rhode Island (1/28), the first of 12 straight double-digit showings to end the year ... Registered 15 points, eight rebounds and a season-high four assists in 38 minutes at St. Bonaventure (2/1) ... Compiled 11 points and nine boards in 36 minutes at Richmond (2/18) ... Amassed 10 points, six boards and a co-season-best four assists versus St. Joseph's (2/22) ... Tallied a 13-point, 10-rebound double-double against fourth-ranked Dayton (2/25) ... Followed that with another double-double at Duquesne (2/29), totaling 19 points and a then-career-high 11 rebounds in a then-career-best 39 minutes ... Notched 13 points and five boards against Saint Louis (3/4) ... Scored 17 points on 6-of-10 shooting in a then-career-high-tying 39 minutes at Fordham (3/7) to cap the regular season ... Totaled 19 points and seven rebounds against St. Joseph's (3/11) in the A-10 Tournament opener, shooting 8-of-13 in 38 minutes.

As a Freshman at George Mason (2018-19): Appeared the final 17 games of the season, starting the last 16 ... Did not play in the first 16 contests due to an initial redshirt plan ... Led the team in rebounding (7.1), offensive rebounding (3.8) and field goal percentage (61.2), while placing third in scoring (10.4) ... Tallied double-digit points 10 times, with 15-plus twice ... Grabbed five-plus rebounds on 13 occasions, with eight-plus nine times and double digits five times ... Played 30-plus minutes in nine games, reaching 35 twice ... Amassed three double-doubles ... Debuted with a 14-point showing at Rhode Island (1/13), shooting 6-of-8 ... Earned his first start at UMass (1/16) and scored seven points ... Posted his first double-double with 14 points and a season-high 13 rebounds at VCU (2/2), shooting 6-of-8 ... Tallied 14 points on 7-of-8 shooting at Richmond (2/6), adding eight boards ... Recorded 10 points and six boards in a season-high 36 minutes against UMass (2/13) ... Had 10 points and five rebounds in 35 minutes at St. Bonaventure (2/17) ... Compiled nine points and 11 rebounds against Duquesne (2/23) ... Notched a 13-point, 10-rebound double-double against Richmond (2/27), shooting 6-of-9 ... Posted 15 points and 10 rebounds at Saint Louis (3/2), shooting 7-of-10 at the line to set season highs in both areas ... Registered an 11-point, 10-rebound double-double against VCU (3/5) ... Scored 17 points on 6-of-6 shooting at George Washington (3/9) in the regular season finale, adding nine boards ... Pulled down 10 rebounds in an A-10 Tournament first-round matchup with George Washington (3/14) ... Ended the year with a 13-point, eight-rebound showing against St. Bonaventure (3/15) in the A-10 Tournament quarterfinals.

High School: Graduated from Loudoun Valley High School ... Competed in the prestigious Capital Classic in 2018 ... Set his school's scoring record with over 1,700 career points ... Two-time VHSL all-state honoree ... Selected to *The Washington Post* First Team All-Met as a senior after helping his team to the state semifinals ... Named the VHSL 4A Player of the Year and a WaPo Second Team All-Met designee as a junior ... Led his team to a 30-1 record and the first state title in school history, notching a game-high 26 points in the championship ... Competed on the track & field team in the high jump and 200m ... Played on the AAU circuit with the D1SA Spartans.

Personal: Full name is Jordan Tyler Miller ... Born Jan. 23, 2000 in Anaheim, Calif., and moved to Virginia at age six ... Parents are Jeffery and Donna ... Has three older brothers: Jeffery Jr., Justyn and Jovon, the latter of whom played basketball at Ferrum College ... Majoring in communication studies with a minor in sport administration ... Favorite athlete is Kobe Bryant ... Best sports memory is winning a high school state title ... Chose Miami because he felt it was his best option and the staff showed him they really cared.

CAREER STATISTICS				Total			3-Point			Free Throws			Rebounds				Scoring									
Year	GP	GS	Min	Avg	FG	FGA	Pct	FG	FGA	Pct	FT	FTA	Pct	Off	Def	Tot	Avg	PF	FO	Ast	TO	Blk	Stl	Pts	Avg	
2018-19*	17	16	502	29.5	71	116	.612	6	18	.333	29	47	.617	64	56	110	7.1	41	1	11	19	13	14	177	10.4	
2019-20*	32	32	1037	32.4	145	324	.448	33	100	.330	82	117	.701	70	98	168	5.3	71	2	46	59	5	34	405	12.7	
2020-21*	20	18	660	33.0	118	255	.463	24	72	.333	55	71	.775	48	73	121	6.1	32	0	40	38	7	19	315	15.8	
2021-22	36	31	1105	30.7	147	262	.561	19	65	.292	48	68	.706	75	139	214	5.9	73	2	40	31	20	63	361	10.0	
2022-23	32	32	1111	34.7	191	353	.541	31	86	.360	76	100	.760	68	130	198	6.2	50	1	87	43	9	43	489	15.3	
GMU	69	66	2199	31.9	334	695	.481	63	190	.332	166	235	.706	182	227	409	5.9	144	3	97	116	25	67	897	13.0	
MIAMI	68	63	2216	32.6	338	615	.550	50	151	.331	124	168	.738	143	269	412	6.1	123	3	127	74	29	106	850	12.5	
TOTAL	137	129	4415	32.2	672	1310	.513	113	341	.331	290	403	.720	325	496	821	6.0	267	6	224	190	54	173	1747	12.8	
* - at George Mason University																										

* - at George Mason University



NORCHAD OMIER

THIRD-YEAR SOPHOMORE | FORWARD | 6-7 | 248

#15

Bluefields, Nicaragua | Arkansas State | Miami Prep (Fla.)

- **30-Point Games:** Three (zero in 2022-23)

- **20-Point Games:** 18 (three in 2022-23)

- **10-Point Games:** 67 (28 in 2022-23)

- **20-Rebound Games:** Two (zero in 2022-23)

- **10-Rebound Games:** 56 (16 in 2022-23)

- **Double-Doubles:** 49 (14 in 2022-23)

- Incredibly gifted athlete whose contagious energy and enthusiasm exceed even his own physical capability
- Instant leader in the Miami program is an outstanding defender, rebounder, scorer and teammate

- Will develop into a fan favorite because of his unique personality and limitless exuberance

- Owns a 6-11.5 wingspan, a 37.5-inch one-step vertical jump and an 11-10 high touch

- Between his May 2022 arrival at Miami and September 2022, increased his max power clean by 35 pounds (200 to 235) and his max bench press by 20 pounds (255 to team-high 275)

- One of three DI players, alongside Fardaws Aimaq and Armando Bacot, to post 800-plus points and 630-plus rebounds across the 2020-21 and 2021-22 seasons

- One of eight DI players in a three-decade span (1992-2022) to average 17.0 points and 12.0 rebounds per game while shooting at least 60.0 percent from the floor, alongside the 2021-22 National Player of the Year (Oscar Tshiebwé), three No. 1 overall NBA Draft choices (Blake Griffin in 2008-09, Andrew Bogut in 2004-05 and Tim Duncan in 1996-97), two other first-round picks (Kenneth Faried in 2010-11 and Chris Kaman in 2002-03) and another NBA draftee (Marcus Mann in 1995-96)

- Seventh DI player in three decades (1992-2022) to tally 500 points, 350 rebounds, 50 blocks and 40 steals in a season while shooting at least 60.0 percent, joining Oscar Tshiebwé, three No. 1 overall NBA Draft picks (Anthony Davis in 2011-12, Elton Brand in 1998-99 and Chris Webber in 1992-93) and two more first-round picks (Brice Johnson in 2015-16 and Kenneth Faried in 2010-11)

- With his 23-point, 25-rebound performance against UL Monroe (2/3/22), posted the fourth 20p/25r showing against a DI foe in a 12-year span (2010-22), including the first since LIU Brooklyn's Trey Flowers on 2/8/20 versus Merrimack

- Totaled 23 points, 15 rebounds, a co-career-high three assists, a career-best five steals and five blocks in 38 minutes against Coastal Carolina (2/23/22), becoming the first DI player in the last 25 years (1997-2022) with 20p/15r/3a/5s/5b in a game

- Tabbed the No. 11 player in the transfer portal by ESPN, No. 14 by Field of 68 and No. 15 by Stadium

- Named on 12/15/22 the best basketball player in Nicaragua by the nation's Olympic committee, with his parents attending an award ceremony on his behalf, and then four days later tabbed the Nicaragua Sports Journalists Association Amateur Athlete of the Year

- Among just 40 Division I players, two of whom were Hurricanes, on the Lute Olson National Player of the Year Watch List in the preseason

- Posted an 11-point, 15-rebound double-double against Lafayette (11/7/22), becoming the first Hurricane with a 15-rebound game in nearly two years (Nysier Brooks on 12/12/20 against FGCU)

- Recorded four asissts against UNC Greensboro (11/11/22) in his second game at Miami after never hitting that mark in two seasons at Arkansas State

- Recorded Miami's first 20-point showing of the year with 21 on 10-of-12 shooting versus Florida A&M (11/15/22), including a 7-of-7 clip before the break that matched the best single-half performance of the ACC era (2004-present) by a Hurricane

- Led all players in points (19) and rebounds (12) in Miami's neutral-site win over reigning BIG EAST champion Providence (11/19/22)

- Tallied a co-game-high 17 points, including the game-winning jump-shot with 1:22 left, and nine rebounds versus Rutgers (11/30/22)

- Logged a 17-point, 12-rebound double-double (12/7/22), shooting 6-of-7 from the floor and 5-of-6 at the line, plus blocked the would-be game-winning 3-point attempt at the buzzer

- Scored 18 points on 8-of-13 shooting in the win at Notre Dame (12/30/22) to eclipse 1,000 points in his collegiate career, reaching quadruple digits in just 66 appearances

- Amassed a 13-point, 13-rebound double-double versus Boston College (1/11/23), becoming the first Hurricane to hit both those marks in an ACC home game since Ebuka Izundu on 3/5/19 versus Pittsburgh

- Notched a second consecutive 13-point, 13-rebound performance in the overtime affair at NC State (1/14/23) and blocked a season-high-tying four shots in a career-best 40 minutes of action

- Logged 16 points and 16 rebounds in the comeback win over Syracuse (1/16/23), good for the highest rebounding total by a Hurricane since 2/19/20 (18 by Keith Stone in 3OT at Virginia Tech) and the top such mark in regulation since 11/13/18 (19 by Ebuka Izundu versus Stephen F. Austin), with Izundu's game the lone other 16-16 outing in Jim Larrañaga's 12-year Miami tenure

- Totaled nine points and 14 rebounds at Duke (1/21/23), the latter mark good for the most by any visiting player at Cameron Indoor Stadium since Georgia Tech's Moses Wright, the eventual ACC Player of the Year, on 1/26/21

- Recorded a 12-point, 11-rebound double-double, his fourth in a five-game span, at Florida State (1/24/23), adding a career-high-tying four assists in the 23-point victory

- Tied a season high with 21 points in the victory over Virginia Tech (1/31/23), making his first eight field goals through 24 minutes on the way to a 9-of-12 showing, while adding eight rebounds

- Posted a 17-point, 10-rebound double-double in the win against RV/No. 24 Duke (2/6/23), leading all players in both categories, and shot 2-of-2 from 3-point range to double his career total in makes

- Compiled a co-season-best 21 points against Louisville (2/11/23), finishing 6-of-7 from the floor and 9-of-10 at the line, tying a career high in made free throws and setting a season best in attempts

- Tallied 17 points on 7-of-8 shooting, including hitting a game-opening 3-pointer, in the win over Wake Forest (2/18/23), adding a team-best eight rebounds and two steals

- Registered a 17-point, 14-rebound double-double at Virginia Tech (2/21/23), co-leading all players in scoring and pacing all players in boards, adding three steals to set a new best in ACC play

- Finished with 15 points and a game-best 13 rebounds, adding three assists and two blocks, in the Hurricanes victory over No. 25 Pittsburgh (3/4/23) to earn a share of the ACC regular season title

- Grabbed 196 rebounds in ACC play, tying Tonye Jekiri (2014-15) for the most in a single season in program history

- Claimed Third Team All-ACC recognition, finishing one point shy of second-team status, to join Jack McClinton (2006-07) and Kenny Kadji (2011-12) as the only Hurricanes to garner first-, second- or third-team All-ACC plaids in their first year playing for the program, and was one of eight players to receive a vote for ACC Defensive Player of the Year

- Totaled a 14-point, 10-rebound double-double in his first ACC Tournament outing, a quarterfinal victory over Wake Forest (3/9/23), in which he added two assists, two steals and three blocks

- Departed the ACC Tournament semifinal game against No. 21 Duke (3/10/23) after just 66 seconds due to a right ankle injury, marking the first time all year he did not play 21-plus minutes and the second he did not log 10-plus points and/or 10-plus rebounds, leading to his season averages dropping below a double-double

- One of seven Hurricanes, three of whom did so in 2022-23, to earn NABC All-District accolades in Jim Larrañaga's 12 year-tenure, registering second-team distinction

- Third among active DI players in career rebounding average (11.4) and tied for third in career double-doubles (49), through 3/14/23

2022-23				
Opposition	P	R	A	
Lafayette	11	15	1	
UNC Greensboro	6	11	4	
Florida A&M	21	7	2	
vs. Providence	19	12	0	
vs. Maryland	14	6	0	
St. Francis Brooklyn	13	10	2	
at UCF	10	13	2	
Rutgers	17	9	1	
at Louisville	12	4	1	
Cornell	17	12	3	
NC State	11	11	1	
St. Francis (PA)	14	9	0	
Virginia	10	8	0	
Vermont	CANCELED			
at Notre Dame	18	7	0	
at Georgia Tech	17	8	1	
Boston College	13	13	1	
at NC State	13	13	1	
Syracuse	16	16	0	
at Duke	9	14	1	
at Florida State	12	11	4	
at Pittsburgh	11	9	1	
Virginia Tech	21	8	2	
at Clemson	10	7	0	
Duke	17	10	1	
Louisville	21	7	1	
at North Carolina	5	7	0	
Wake Forest	17	8	1	
at Virginia Tech	17	14	1	
Florida State	15	8	3	
Pittsburgh	15	13	3	
vs. Wake Forest	14	10	2	
vs. Duke	0	1	0	
vs. Drake	-	-	-	

2021-22 (at Arkansas State)				
Opposition	P	R	A	
Harding	15	12	1	
at Illinois	4	5	0	
Central Baptist	16	6	0	
at SEMO	18	12	3	
Morehead State	9	8	1	
Kansas City	10	8	1	
Central Arkansas	19	13	1	
at Arkansas-Pine Bluff	14	12	3	
at Miss. Valley State	15	15	2	
at Texas Tech	5	7	1	
Air Force	22	16	0	
Lyon	31	10	1	
Georgia Southern	11	11	2	
at Louisiana	29	17	0	
at UL Monroe	24	11	1	
UT Arlington	18	16	2	
Texas State	23	13	1	
at Appalachian State	11	10	0	
at Coastal Carolina	22	10	1	
UL Monroe	23	26	0	
Louisiana	8	17	2	
at Troy	31	11	1	
at South Alabama	9	9	1	
at Texas State	14	9	1	
at UT Arlington	22	16	2	
Coastal Carolina	25	13	3	
Appalachian State	11	8	1	
vs. UL Monroe	35	13	1	
vs. Georgia State	21	17	1	

2020-21 (at Arkansas State)				
Opposition	P	R	A	
at Marshall	-	-	-	
at Morehead State	5	6	0	
at Memphis	6	5	1	
Crowley's Ridge	21	13	1	
Arkansas-Pine Bluff	21	19	3	
Central Baptist	16	10	3	
Champion Christian	14	16	1	
at UL Monroe	6	10	1	
at UL Monroe	9	10	0	
UL Monroe	8	12	0	
UL Monroe	22	17	0	
at Louisiana	13	10	0	
at Louisiana	15	13	0	
UT Arlington	15	20	0	
UT Arlington	14	10	1	
Louisiana	9	9	1	
Louisiana	14	10	1	
Little Rock	11	11	1	
at Little Rock	4	6	1	
Texas State	16	14	0	
at UT Arlington	15	14	0	
at UT Arlington	9	11	0	
vs. Georgia Southern	10	18	1	
vs. Georgia State	16	18	2	

OMIER CAREER / SEASON HIGHS (includes two years at Arkansas State University) Points

Career: 35%, vs. UL Monroe, 3/3/22

Season: 21*, vs. Louisville, 2/11/23

ACC: 21*, vs. Louisville, 2/11/23

Rebounds

Career: 26, vs. UL Monroe, 2/3/22

Season: 16, vs. Syracuse, 1/16/23

ACC: 16, vs. Syracuse, 1/16/23

Assists

Career: 4*, at Florida State, 1/24/23

Season: 4*, at Florida State, 1/24/23

ACC: 4, at Florida State, 1/24/23

Steals

Career: 5, vs. Coastal Carolina, 2/3/22

Season: 4, vs. St. Francis Brooklyn, 11/23/22

ACC: 3, at Virginia Tech, 2/21/23

Blocked Shots

Career: 6, vs. Air Force, 12/19/21

Season: 4*, at NC State, 1/14/23

ACC: 4*, at NC State, 1/14/23

Field Goals Made

Career: 15, vs. Lyon, 12/15/21

Season: 10, vs. Florida A&M, 11/15/22

ACC: 9, vs. Virginia Tech, 1/31/23

Field Goal Attempts

Career: 21%, vs. UL Monroe, 3/3/22

Season: 15, at Virginia Tech, 2/21/23

ACC: 15, at Virginia Tech, 2/21/23

3-Point Field Goals Made

Career: 2, vs. Duke, 2/6/23

Season: 2, vs. Duke, 2/6/23

ACC: 2, vs. Duke, 2/6/23

3-Point Field Goal Attempts

Career: 2*, vs. Duke, 2/6/23

Season: 2*, vs. Duke, 2/6/23

ACC: 2*, vs. Duke, 2/6/23

Free Throws Made

Career: 9*, vs. Louisville, 2/11/23

Season: 9, vs. Louisville, 2/11/23

ACC: 9, vs. Louisville, 2/11/23

Free Throw Attempts

Career: 12%, vs. UL Monroe, 3/3/22

Season: 10, vs. Louisville, 2/11/23

ACC: 10, vs. Louisville, 2/11/23

Minutes

Career: 40, at NC State, 1/14/23

Season: 40, at NC State, 1/14/23

ACC: 40, at NC State, 1/14/23

* Recorded more than once with most recent listed
% Sun Belt Tournament



NORCHAD OMIER

#15

As a Third-Year Sophomore (2022-23): *Third Team All-ACC ... Associated Press Second Team All-ACC ... NABC Second Team All-District 2 ... Lute Olson POY Watch List ... Karl Malone Award Top 10 Candidate & Preseason Watch List*

As a Second-Year Freshman at Arkansas State (2021-22): *Sun Belt Player of the Year ... Sun Belt Defensive Player of the Year ... KenPom Sun Belt Player of the Year ... First Team All-Sun Belt ... NABC First Team All-District 23 ... Preseason Sun Belt Player of the Year ... Preseason First Team All-Sun Belt ... Four-time Sun Belt Player of the Week (12/21, 12/28, 1/11, 1/25)*

Played in all 29 contests, starting 28 ... Averaged 17.9 points, 12.2 rebounds, 1.2 assists, 1.6 steals and 2.0 blocks in 28.9 minutes per game ... Shot 63.2 percent from the floor and 72.9 percent at the line ... Registered 20 double-doubles, including 10 in a row ... Led the team in scoring, made field goals (203), field-goal percentage, made free throws (113), free-throw attempts (155), rebounding, offensive rebounding (4.0), defensive rebounding (8.2) and blocked shots ... Placed second in steals and third in free-throw percentage ... Finished second all-time at Arkansas State in career rebounding average (12.2), fifth in career blocks (90) and sixth in career field-goal percentage (59.4) ... Set the Red Wolves' single-season offensive rebounding record (116), while placing second in total rebounds (353), eighth in rebounding average and eighth in total blocks (57) ... Fourth Sun Belt Player of the Year recipient—third individual—in Arkansas State history and first since 1998-99 ... Fourth Sun Belt Defensive Player of the Year designee—third individual—in program history and first since 2001-02 ... Fifth two-time First Team All-Sun Belt honoree at Arkansas State and first since 2001-02 ... Third player in league history to win Sun Belt Player of the Year and Defensive Player of the Year in the same season and first since 2003-04 ... Eighth underclassman ever to win Sun Belt Player of the Year ... Tied for the second-highest single-game rebounding total (26) in program history, grabbing the most by any Arkansas State player since 3/2/70 ... Tied for the sixth-most single-game made field goals without a miss (six) ever by a Red Wolf ... Recorded the 34th 35-point showing in school history ... Led the Sun Belt in double-doubles (sixth in NCAA), field-goal percentage (eighth in NCAA), rebounding (fourth in NCAA), offensive rebounding (third in NCAA) and defensive rebounding (seventh in NCAA) ... Finished second in scoring (No. 70 in NCAA), made field goals (No. 79 in NCAA) and block per game (No. 45 in NCAA), as well as third in made free throws (No. 124 in NCAA) and free-throw attempts (No. 97 in NCAA) ... Also placed seventh in steals per game (No. 147 in NCAA), No. 10 in free-throw percentage and No. 24 in minutes per game ... In league-only play, led the Sun Belt in field-goal percentage (63.4), rebounding (13.3), offensive rebounding (3.7) and defensive rebounding (9.5) ... Placed second in scoring (17.9), made free throws (64) and free-throw attempts (90), plus third in blocks (2.0), fifth in steals (1.7), No. 10 in minutes (33.0) and No. 13 in free-throw percentage (71.1) ... Posted four of the five highest single-game rebounding totals by a Sun Belt player, including the top mark (26) ... Logged the most single-game made field goals (15) by any player in the league and tied for the highest single-game block total (six) ... First player in league history to average 19.0 points and 13.0 rebounds in conference action ... Lone DI player in the last 30 years to average at least 17.5 points, 12.0 rebounds, 1.5 steals and 1.5 blocks per game while shooting over 60 percent from the floor in a season, with Louisiana Tech's Paul Millsap (2005-06) the only other one to do so at 55-plus percent ... Joined Utah Valley's Fardaws Aimaq and Kentucky's Oscar Tshiebwe as the only DI players to average 17.0 points and 12.0 rebounds per game in 2021-22, becoming the first individuals to do so since 2017-18 ... The 21st DI player—23rd occurrence—with 500p/350r/50b/40s in a season over the past 30 years, including one of seven to shoot over 60 percent, alongside Tshiebwe, North Carolina's Brice Johnson in 2015-16, Kentucky's Anthony Davis in 2011-12, Morehead State's Kenneth Faried in 2010-11, Duke's Elton Brand in 1998-99 and Michigan's Chris Webber in 1992-93 ... Posted the second-highest single-game rebounding total of any DI player in 2021-22 and the co-fourth-highest mark by any player against a DI foe in the last 12 seasons (2010-22) ... Scored double-digit points 24 times, with 15-plus nine times, 20-plus 12 times, 29-plus four times and 31-plus thrice ... Pulled down at least five rebounds in every game, with 10-plus in 21, 12-plus in 15, 15-plus in nine and 17-plus in four ... Distributed multiple assists eight times, with three thrice ... Recorded multiple steals 12 times, with three-plus six times and four-plus thrice ... Blocked a shot in 24 outings, with multiple in 15, three-plus in eight and five-plus in three ... Played 30-plus minutes 13 times, with 35-plus 10 times and 38-plus four times ... Solely paced the Red Wolves in rebounding 27 times and tied for the top mark in the other two games ... Led or co-led Arkansas State in blocks a team-best 22 times, including eight games in a row, as well as in scoring a team-best 17 times and in steals in 12 times ... Registered the 11 highest single-game rebounding totals by an Arkansas State player, the 10 highest single-game made field-goal figures, the eight top single-game block marks and the top four single-game point totals ... Also posted the most made field goals without a miss (six) and the co-highest single-game steals figure (five) ... Made the second-most free throws without a miss (seven) ... Averaged 20.8 points and 13.4 rebounds per game overall the final 19 contests, posting at least eight and eight in every one. *Additional season information available on MiamiHurricanes.com website bio page.*

Nicaraguan National Team (Summer 2021): Played in six of seven games, including four wins, during FIBA World Cup 2023 Americas Pre-Qualifiers ... Averaged 15.0 points, 11.8 rebounds, 2.0 assists, 1.7 blocks and 1.5 steals per contest, logging five double-doubles ... Helped Nicaragua advance to Phase B of the qualifiers with wins over Guyana, Jamaica and El Salvador in April in San Salvador, El Salvador ... Registered 14 points and 10 rebounds in opener against Guyana, 14 points and 13 rebounds versus Jamaica and then 13 points and five rebounds against El Salvador ... Posted a double-double in all three games of second-round qualifiers in July in Santiago, Chile ... Tallied 20 points and 13 rebounds in win over Paraguay, 11 points and 12 rebounds versus Bolivia and then 18 points and 18 rebounds against undefeated Chile.

As a Freshman at Arkansas State (2020-21): *Sun Belt Freshman of the Year ... First Team All-Sun Belt ... CollegeInsider.com Kyle Macy Freshman All-American ... NABC Second Team All-District 23* Appeared in 23 of 24 games, starting his final 22 outings ... Averaged 12.6 points, 12.3 rebounds, 1.2 steals and 1.4 blocks in 26.7 minutes per game ... Shot 53.9 percent from the field ... Tallied 15 double-doubles ... Paced the team in made field goals (118), field-goal percentage, rebounding, offensive rebounding (4.0), defensive rebounding (8.3), blocks and steals ... Ranked second in scoring, as well as third in made free throws (53), free-throw attempts (77) and minutes ... Tied for the seventh-best single-season rebounding average in program history with the best mark since 1971-72 and tied for No. 10 in single-season total rebounds (282) ... Broke the school's single-season rebounding record that stood for 52 years and finished seventh in points (289) ... Second Sun Belt Freshman of the Year ever at Arkansas State ... Program's first player to earn First Team All-Sun Belt accolades since 2006-07 ... Third freshman in conference history to claim First Team All-Sun Belt honors (starting in 2002-03) and first since 2015-16 ... Posted the 31st 20-rebound performance in program history ... Led the Sun Belt in double-doubles (fifth in NCAA; first among freshmen), rebounding (third in NCAA) and defensive rebounding (seventh in NCAA) ... Ranked second in offensive rebounding (fifth in NCAA), third in field-goal percentage (No. 44 in NCAA), fourth in blocks per game (No. 86 in NCAA), No. 14 in made field goals and No. 21 in scoring ... In conference-only action, paced the league in rebounding (11.9) and offensive rebounding (4.0) ... Placed second in defensive rebounding (7.9), fourth in blocks (1.6), ninth in field-goal percentage (50.3), co-No. 11 in made field goals (76) and No. 22 in scoring (12.0) ... Tied for the highest single-game rebounding total (20) by a Sun Belt player ... Fourth DI freshman since 1992-93 to average at least 12.0 points and 12.0 rebounds per game, alongside Kansas State's Michael Beasley in 2007-08, Louisiana Tech's Paul Millsap in 2003-04 and Colgate's Adonal Foyle in 1994-95, as well as the 49th total DI player (min. 20 GP)—61st occurrence—and fourth from the Sun Belt to do so during that time ... Just the 16th player (min. 20 GP)—20th occurrence—of that group to also average a steal and a block, including the second freshman, alongside Beasley, and only Sun Belt player ... The 33rd DI freshman (min. 20 GP) since 1992-93 to average a double-double and first in the Sun Belt since Louisiana's Shawn Long in 2012-13 ... Scored in double figures 15 times, reaching 15 points nine times and eclipsing 20 thrice ... Grabbed five-plus rebounds in every game, with 10-plus 19 times, good for second-most in the country, while reaching 12-plus 11 times, 16-plus six times, 18-plus four times and 20 once ... Dished out multiple assists on three occasions ... Tallied multiple steals in eight games, with three-plus twice ... Blocked multiple shots 12 times, reaching three in four contests ... Played 30-plus minutes eight times, including 35-plus twice ... Solely led the team in rebounding 20 times and tied for the lead in two of his other three appearances ... Led or co-led the Red Wolves in blocks 16 times, including eight games in a row, as well as in steals 10 times, scoring eight times and assists once ... Amassed the top nine single-game rebounding totals by an Arkansas State player, as well as all five three-block outings and the lone four-steal performance ... Tied for the second-most made field goals in a single game (eight, three times) and for the third-highest single-game point total (22). *Additional season information available on MiamiHurricanes.com website bio page.*

High School: Attended nearby Miami Prep for a postgraduate year and recorded a double-double in all 46 appearances ... Averaged 26.7 points and 20.3 rebounds per game ... Led his team to a 41-5 record ... Tallied 40 points and 17 rebounds against renowned IMG Academy ... Graduated high school from Colegio Adventista de Bluefields ... During his junior year there, aided the team to an undefeated record and a national title ... Also won the CODICADER (Central America) tournament championship, claiming MVP honors ... Competed in baseball, soccer, swimming, track and volleyball during his high school tenure ... Three-year honor roll student.

Personal: Full name is Norchad Bascom Omier Rojas ... Last name is pronounced Oh-MEER ... Nickname is Chad ... Born Aug. 28, 2001 ... Majoring in sport administration with a minor in marketing ... Parents are Halstead Omier and Norma Rojas ... Father builds houses and mother is a nurse ... Has an older brother, Bezaleel and an older sister, Anesha ... Favorite athlete is Giannis Antetokounmpo because of his background and his inspiring success story ... Best sports memory is winning the Nicaraguan national championship and the CODICADER tournament with his high school team in 2018 ... First person from Nicaragua to attend a Division I school on a basketball scholarship ... Committed to Miami over Florida State, Georgetown, Texas Tech and others ... Chose Miami because of the caliber of the basketball program, to be close to his family and the Latin community in the area.

CAREER STATISTICS					Total			3-Point			Free Throws			Rebounds				Scoring			
Year	GP	GS	Min	Avg	FG	FGA	Pct	FG	FGA	Pct	FT	FTA	Pct	Off	Def	Tot	Avg	PF	FO	Ast	TO
2020-21*	23	22	614	26.7	118	219	.539	0	3	.000	53	77	.688	92	190	282	12.3	72	2	18	41
2021-22*	29	28	839	28.9	203	321	.632	1	3	.333	113	155	.729	116	237	353	12.2	97	7	34	78
2022-23	32	31	913	28.5	169	286	.591	5	15	.333	93	130	.715	113	198	311	9.7	96	3	40	64
ASU	52	50	1453	27.9	321	540	.594	1	6	.167	166	232	.716	208	427	635	12.2	169	9	52	119
TOTAL	84	81	2366	28.2	490	826	.593	6	21	.286	259	362	.715	321	625	946	11.3	265	12	92	183

* - at Arkansas State University



THOMAS OOSTERBROEK

SECOND-YEAR SOPHOMORE | FORWARD | 6-8 | 215

32

Amsterdam, Netherlands | Brentwood School (Calif.)

- Walk-on with size, strength and shooting ability is a great addition to the program
- Really helpful in practice and very popular amongst his teammates
- Grew one inch and lost 20 pounds (235 to 215) in advance of the 2022-23 season
- One of 11 DI players who dropped 20-plus pounds between 2021-22 and 2022-23, including one of three who did not do so as a transfer, per Ken Pomeroy
- Between June 2022 and September 2022, upped his max front squat by 40 pounds (185 to 225) and his max bench press by 30 pounds (165 to 195), as well as tripled his max-rep chin-up count (three to nine)
- Earned four Division I scholarship offers, but elected to attend Miami and walk on to the basketball team
- Scored the first point of his career on a free throw in the final minute of the win over North Carolina (1/18/22) in his first action in ACC play
- Made his NCAA Tournament debut in the Elite Eight matchup with Kansas (3/27/22)

2022-23			
Opposition	P	R	A
Lafayette	-	-	-
UNC Greensboro	-	-	-
Florida A&M	-	-	-
vs. Providence	-	-	-
vs. Maryland	-	-	-
St. Francis Brooklyn	-	-	-
at UCF	-	-	-
Rutgers	-	-	-
at Louisville	-	-	-
Cornell	-	-	-
NC State	-	-	-
St. Francis (PA)	-	-	-
Virginia	-	-	-
Vermont	-	-	-
at Notre Dame	-	-	-
at Georgia Tech	-	-	-
Boston College	-	-	-
at NC State	-	-	-
Syracuse	-	-	-
at Duke	-	-	-
at Florida State	-	-	-
at Pittsburgh	-	-	-
Virginia Tech	-	-	-
at Clemson	-	-	-
Duke	-	-	-
Louisville	-	-	-
at North Carolina	-	-	-
Wake Forest	-	-	-
at Virginia Tech	-	-	-
Florida State	-	-	-
Pittsburgh	-	-	-
vs. Wake Forest	-	-	-
vs. Duke	-	-	-
vs. Drake	-	-	-

2021-22			
Opposition	P	R	A
Canisius	-	-	-
UCF	-	-	-
at Florida Atlantic	-	-	-
Florida A&M	-	-	-
vs. Dayton	-	-	-
vs. North Texas	-	-	-
vs. Alabama	0	0	0
at Penn State	-	-	-
Clemson	-	-	-
Lipscomb	0	0	0
vs. Fordham	-	-	-
Stetson	-	-	-
NC State	-	-	-
Wake Forest	-	-	-
Syracuse	-	-	-
at Duke	-	-	-
at Florida State	-	-	-
North Carolina	1	0	0
Florida State	-	-	-
at Virginia Tech	-	-	-
at Georgia Tech	-	-	-
Notre Dame	-	-	-
at Virginia	-	-	-
Georgia Tech	-	-	-
at Wake Forest	-	-	-
at Louisville	-	-	-
Virginia	-	-	-
at Pittsburgh	-	-	-
Virginia Tech	-	-	-
at Boston College	-	-	-
at Syracuse	-	-	-
vs. Boston College	-	-	-
vs. Duke	-	-	-
vs. USC	-	-	-
vs. Auburn	-	-	-
vs. Iowa State	-	-	-
vs. Kansas	0	0	0

OOSTERBROEK CAREER / SEASON HIGHS

Points

Career: 1, vs. North Carolina, 1/18/22

Season: N/A

ACC: 1, vs. North Carolina, 1/18/22

Rebounds

Career: N/A

Season: N/A

ACC: N/A

Assists

Career: N/A

Season: N/A

ACC: N/A

Steals

Career: N/A

Season: N/A

ACC: N/A

Blocked Shots

Career: N/A

Season: N/A

ACC: N/A

Field Goals Made

Career: N/A

Season: N/A

ACC: N/A

Field Goal Attempts

Career: N/A

Season: N/A

ACC: N/A

3-Point Field Goals Made

Career: N/A

Season: N/A

ACC: N/A

3-Point Field Goal Attempts

Career: N/A

Season: N/A

ACC: N/A

Free Throws Made

Career: 1, vs. North Carolina, 1/18/22

Season: N/A

ACC: 1, vs. North Carolina, 1/18/22

Free Throw Attempts

Career: 2, vs. North Carolina, 1/18/22

Season: N/A

ACC: 2, vs. North Carolina, 1/18/22

Minutes

Career: 2-, vs. Alabama, 11/28/21

Season: N/A

ACC: 1, vs. North Carolina, 1/18/22

* Recorded more than once with most recent listed
~ Regular season game at neutral site

As a Freshman (2021-22): Joined the team as a walk-on ... Played in four games ... Totaled one point in four minutes of action ... Made his collegiate debut against No. 10/9 Alabama (11/28) in Kissimmee, Fla. ... Scored his first point on a free throw in the victory over eventual NCAA runner-up North Carolina (1/18) ... Played the final minute of the season in the Elite Eight matchup with the eventual national champion, third-ranked Kansas (3/27).

High School: Graduated from Brentwood School (Calif.) ... Averaged 21.0 points, 13.0 rebounds, 4.0 assists and 1.5 blocks per game as a senior ... Earned First Team All-Gold Coast League and team MVP recognition ... Led his team to the state playoffs ... Posted 9.3 points, 5.5 rebounds and 1.0 assist per game as a junior, helping his team reach the second round of the state playoffs ... Tra Holder, a former First Team All-Pac-12 guard at Arizona State, also attended Brentwood, as did Jonah Hill and Adam Levine ... Honor Roll student as both a junior and senior.

Personal: Full name is Thomas Jan Enoma William Oosterbroek ... Born Jan. 2, 2003, in Amsterdam and lived there until 2009 ... Lived in New York from 2009-13 and in Miami from 2013-15 before moving to Los Angeles ... Parents are April McDaniel and the late Norman Oosterbroek ... Mother is the founder of an events and corporate parties company ... Has an older brother, Brian, and a younger brother, Knox ... Majoring in exploratory arts & sciences with a minor in sport administration ... Favorite athlete is LeBron James because he is a great role model and a dominant player who makes others better ... Best sports memory is, as a senior, hitting a step-back corner 3-pointer to force overtime in an eventual win against Beverly Hills High School ... Received scholarship offers from UC Santa Barbara, Cal State Fullerton, Eastern Washington and Loyola Chicago, as well as interest from Montana State, Rutgers and Utah ... Chose to attend Miami because he previously lived in the area, he loved the campus and location and he wanted to part of a quality basketball program with excellent coaches.

CAREER STATISTICS				Total			3-Point			Free Throws			Rebounds				Scoring								
Year	GP	GS	Min	Avg	FG	FGA	Pct	FG	FGA	Pct	FT	FTA	Pct	Off	Def	Tot	Avg	PF	FO	Ast	TO	Blk	Stl	Pts	Avg
2021-22	4	0	5	1.3	0	0	.000	0	0	.000	1	2	.500	0	0	0	0.0	1	0	0	0	0	0	1	0.3
2022-23	-																								
TOTAL	4	0	5	1.3	0	0	.000	0	0	.000	1	2	.500	0	0	0	0.0	1	0	0	0	0	0	1	0.3



NIJEL PACK

THIRD-YEAR SOPHOMORE | GUARD | 6-0 | 184

#24

Indianapolis, Ind. | Kansas State | Lawrence Central

- **30-Point Games:** Three (zero in 2022-23)

- **20-Point Games:** 16 (six in 2022-23)

- **10-Point Games:** 62 (18 in 2022-23)

- **Five-Assist Games:** 19 (four in 2022-23)

- A proven scorer who is making the transition from the two to the one and did an outstanding job of doing so in the offseason

- An established 3-point shooter with unlimited range who can quarterback a team as a floor general

- Upped his max power clean by 30 pounds (145 to 175) between his June 2022 arrival at Miami and September 2022

- One of six DI players with 150-plus made 3-pointers on at least a 40 percent clip over the 2020-21 and 2021-22 seasons, alongside Max Abmas, Collin Gillespie, Alex Hunter, Tajon Jones and Dru Kuxhausen

- Scored 35 points on 12-of-18 shooting, including an 8-of-12 clip from deep, against Kansas (1/22/22), becoming one of four DI players in 2021-22 to log 35 points, 12 made field goals and eight made 3-pointers in a game while hitting two-thirds of his overall and long-range shots

- Labeled the second-best player in the transfer portal by ESPN, as well as third-best by Stadium and fourth-best by both 247Sports and Field of 68

- After totaling 22 points on 9-of-28 shooting in the prior three games, scored a combined 39 points on a 16-of-23 clip in just 56 minutes against St. Francis Brooklyn (11/23/22) and at UCF (11/27/22), with team-high point totals in both victories

- Missed Miami's game versus St. Francis (PA) (12/17/22) due to illness, after starting each of the first 11 contests

- Scored a game-high 21 points on 8-of-13 shooting, including a 5-of-8 clip from 3-point range, and tied a season high with a game-best three steals in a return to his home state of Indiana in Miami's victory at Notre Dame (12/30/22)

- Scored 15 points on 5-of-9 3-point shooting, matching his season high in makes, in the comeback victory against Syracuse (1/16/23) and, with his third field goal, crossed 1,000 career points in just his 70th appearance

- Posted 18 points on 4-of-9 3-point shooting, including hitting each of his first three attempts, at Duke (1/21/23)

- Logged 18 points, including 16 in the first half, in the win at Florida State (1/24/23), shooting 4-of-7 from 3-point range and notching a then-season-high-tying five assists

- Scored all 17 of his points in the win against Virginia Tech (1/31/23) in a span of just 5:08 late in the second half, as he shot 6-of-6 from the floor (5-of-5 from 3-point range) and helped the Hurricanes turn a three-point deficit into an eight-point lead with 2:28 to go, notching all but two of Miami's points during that stretch

- Notched a game-best 20 points in the win at No. 20/19 Clemson (2/4/23) and shot 6-of-6 at the line, including 4-of-4 in the final five seconds, to triple his prior season high in makes and finish one shy of his career best

- Posted a season-high six assists and a co-season-high five rebounds in the victory over RV/No. 24 Duke (2/6/23), as well as recorded a putback dunk for his first in-game slam as a Hurricane

- Dropped a then-ACC-best 22 points, one shy of his season high, versus Louisville (2/11/23), shooting 8-of-14 overall, 4-of-9 from deep and 2-of-2 at the line

- Poured in a then-season-high-tying 23 points in the win at North Carolina (2/13/23), shooting 7-of-11 from the floor, 4-of-6 on 3-pointers and 5-of-6 from the stripe

- Recorded a season-best 24 points, a co-season-high nine made field goals and a career-high-tying four steals in a season-high 37 minutes versus Wake Forest (2/18/23), finishing 9-of-17 from the floor, 4-of-8 beyond the arc and 2-of-2 at the line to notch 20-plus points for the fourth time in five outings and previously doing so twice as a Hurricane

- Did not play against Florida State (2/25/23) due to a lower extremity injury, but returned against No. 25 Pittsburgh (3/4/23) and scored nine points to help Miami to a win and a share of the ACC regular season championship

2022-23				
Opposition	P	R	A	
Lafayette	16	5	2	
UNC Greensboro	14	1	4	
Florida A&M	4	1	4	
vs. Providence	11	3	2	
vs. Maryland	7	0	1	
St. Francis Brooklyn	23	4	1	
at UCF	16	2	3	
Rutgers	8	3	2	
at Louisville	7	3	5	
Cornell	9	2	4	
NC State	9	3	5	
St. Francis (PA)	-	-	-	
Virginia	10	3	1	
Vermont	CANCELED			
at Notre Dame	21	3	0	
at Georgia Tech	13	4	2	
Boston College	6	3	3	
at NC State	8	2	1	
Syracuse	15	0	2	
at Duke	18	3	1	
at Florida State	18	2	5	
at Pittsburgh	6	4	1	
Virginia Tech	17	1	2	
at Clemson	20	4	3	
Duke	5	5	6	
Louisville	22	3	2	
at North Carolina	23	2	1	
Wake Forest	24	3	4	
at Virginia Tech	16	4	1	
-	-	-	-	
Pittsburgh	9	1	3	
vs. Wake Forest	9	5	2	
vs. Duke	11	2	1	
vs. Drake	-	-	-	

2021-22 (at Kansas State)				
Opposition	P	R	A	
Florida A&M	18	3	3	
Omaha	15	0	5	
vs. Arkansas	14	2	2	
vs. Illinois	15	4	0	
North Dakota	16	3	2	
Albany	17	5	3	
at Wichita State	-	-	-	
Marquette	-	-	-	
Green Bay	6	1	1	
at Nebraska	15	8	5	
McNeese State	18	5	1	
at Oklahoma	17	2	2	
Texas	21	5	3	
at West Virginia	20	5	0	
TCU	10	4	2	
Texas Tech	14	7	1	
at Texas	16	1	2	
Kansas	35	4	2	
at Baylor	13	2	1	
at Ole Miss	18	2	7	
Oklahoma State	22	3	2	
at TCU	20	4	3	
Baylor	31	3	2	
at Iowa State	19	6	3	
West Virginia	13	6	5	
at Oklahoma State	16	8	1	
at Kansas	33	3	2	
Iowa State	32	2	1	
at Texas Tech	13	3	3	
Oklahoma	10	3	0	
vs. West Virginia	18	6	1	

2020-21 (at Kansas State)				
Opposition	P	R	A	
Drake	9	1	5	
Colorado	12	2	1	
Kansas City	14	6	3	
UNLV	9	5	7	
Fory Hays State	6	5	5	
Milwaukee	12	6	5	
at Iowa State	8	2	2	
Baylor	4	5	5	
Jacksonville	16	6	5	
Omaha	9	2	1	
TCU	12	0	2	
at Texas Tech	17	1	2	
Oklahoma State	-	-	-	
at Texas	-	-	-	
at Oklahoma	-	-	-	
West Virginia	-	-	-	
at Baylor	11	5	5	
Texas A&M	26	3	5	
at Kansas	10	5	3	
Texas Tech	16	7	2	
Texas	22	5	2	
at Oklahoma State	14	1	3	
Kansas	6	4	5	
at TCU	12	3	5	
Oklahoma	9	4	9	
at West Virginia	-	-	-	
Iowa State	10	2	2	
vs. TCU	23	6	5	
vs. Baylor	18	2	2	

PACK CAREER / SEASON HIGHS (includes two years at Kansas State University) Points

Career: 35, vs. Kansas, 1/22/22

Season: 24, vs. Wake Forest, 2/18/23

ACC: 24, vs. Wake Forest, 2/18/23

Rebounds

Career: 8*, at Oklahoma State, 2/19/22

Season: 5**, vs. Wake Forest, 3/9/23

ACC: 5, vs. Duke, 2/6/23

Assists

Career: 9, vs. Oklahoma, 2/23/21

Season: 6, vs. Duke, 2/6/23

ACC: 6, vs. Duke, 2/6/23

Steals

Career: 4*, vs. Wake Forest, 2/18/23

Season: 4, vs. Wake Forest, 2/18/23

ACC: 4, vs. Wake Forest, 2/18/23

Blocked Shots

Career: 2, at Iowa State, 2/12/22

Season: 1**, vs. Duke, 3/10/23

ACC: 1*, vs. Pittsburgh, 3/4/23

Field Goals Made

Career: 12, vs. Kansas, 1/22/22

Season: 9, vs. Wake Forest, 2/18/23

ACC: 9, vs. Wake Forest, 2/18/23

Field Goal Attempts

Career: 19, vs. Baylor, 2/9/22

Season: 17, vs. Wake Forest, 2/18/23

ACC: 17, vs. Wake Forest, 2/18/23

3-Point Field Goals Made

Career: 8*, vs. Kansas, 1/22/22

Season: 5*, vs. Virginia Tech, 1/31/23

ACC: 5*, vs. Virginia Tech, 1/31/23

3-Point Field Goal Attempts

Career: 15, at West Virginia, 1/8/22

Season: 12, at Georgia Tech, 1/4/23

ACC: 12, at Georgia Tech, 1/4/23

Free Throws Made

Career: 7, vs. Baylor, 2/9/22

Season: 6, at Clemson, 2/4/23

ACC: 6, at Clemson, 2/4/23

Free Throw Attempts

Career: 10, vs. Baylor, 2/9/22

Season: 6*, at North Carolina, 2/13/23

ACC: 6*, at North Carolina, 2/13/23

Minutes

Career: 42, at Oklahoma State, 2/19/22

Season: 37, vs. Wake Forest, 2/18/23

ACC: 37, vs. Wake Forest, 2/18/23

* Recorded more than once with most recent listed

^ ACC Tournament

As a Third-Year Sophomore (2022-23): **Naimith Trophy Preseason Watch List ... Wooden Award Preseason Watch List ... ACC Player of the Week (2/6)**

As a Second-Year Freshman at Kansas State (2021-22): **Big 12 Most Improved Player ... First Team All-Big 12 ... Associated Press First Team All-Big 12 ... NABC First Team All-District 8 ... USBWA All-District VI ... Two-time Big 12 Player of the Week (1/24 & 2/7)**

Appeared in 29 of 31 games, missing two due to injury, and made 28 starts ... Averaged 17.4 points, 3.8 rebounds, 2.2 assists and 1.3 steals in 33.0 minutes per contest ... Shot 44.5 percent from the floor, 43.6 percent beyond the arc and 84.5 percent at the line ... Led the team in scoring, made field goals (175), field-goal percentage (min. 2 FGM per game), made 3-pointers (95), 3-point percentage, free-throw percentage (min. 1.5 FTM per game) and minutes ... Placed second in assists and steals, as well as third in made free throws (60), free-throw attempts (71) and rebounding ... Ended his Kansas State career third in 3-point percentage (42.3) and No. 10 in made 3-pointers (155) ... Set a school record by making a 3-pointer in 34 straight games, breaking the prior mark of 25 that stood for over 30 years, after connecting in all 29 outings of 2021-22 and the last five his rookie year ... Third-most single-season made 3-pointers in program history, including the most since Jacob Pullen in 2009-10 and the top mark ever by a sophomore ... Eighth-best single-season 3-point clip by a Wildcat ... Tied for the second-highest single-game made 3-pointers total (eight) in program history, matching the top mark in Big 12 play ... Sixth Wildcat named a First Team All-Big 12 designee and first



NIJEL PACK

#24

to win Big 12 Most Improved Player ... Eighth player in school history to win multiple Big 12 Player of the Week accolades in the same season and first since Nino Williams in 2014-15 ... Scored in double figures the final 22 games of the year, including all 18 in Big 12 play, good for the longest stretch by a Kansas State player since 2010 ... Tallied the most 30-point games in a season (three) by a Wildcat since Rodney McGruder in 2011-12 ... Posted the seventh-highest single-game point total in Big 12 play (35) in program history ... Led the Big 12 in 3-point percentage (fifth in NCAA) and made 3-pointers per game (3.3; No. 14 in NCAA) ... Finished second in the Big 12 in made 3-pointers (No. 29 in NCAA), third in points per game (No. 88 in NCAA), fourth in field-goal percentage (No. 173 in NCAA), sixth in made field goals, seventh in minutes per game, No. 11 in steals per game and No. 18 in assists per game ... Ranked No. 29 in the NCAA in total made 3-pointers ... In Big 12-only action, paced the league in made field goals (116), made 3-pointers (61) and made 3-pointers per game (3.4) ... Ranked second in scoring (18.6) and 3-point percentage (43.3), plus fourth in both minutes per game (35.6) and field-goal percentage (45.3), as well as eighth in steals per game (1.5) and No. 19 in assists per game (1.9) ... Logged three of the eight instances of a Big 12 player surpassing 30 points, while no other player had more than one, and tallied the co-second-highest single-game point total (35) by any player in the conference ... Tied for the fourth-most single-game made field goals (12) by any player in the Big 12 ... Posted a Big 12-best four outings with six-plus made 3-pointers and tied for the most makes (eight) in a game by any player in the conference ... Tied for the third-highest single-game 3-point percentage (.800; 4-of-5) by a Big 12 player ... Tied for No. 13 nationally with three games scoring over 30 points and tied for eighth nationally with a trio of games logging 30-plus points, 10 made field goals and four made 3-pointers ... Among 64 DI players with at least 28 13-point performances ... Fourth Big 12 player in the last 15 years—alongside Kansas' Frank Mason in 2016-17, Oklahoma State's Jeffrey Carroll in 2016-17 and Oklahoma's Buddy Hield in 2015-16—to average 17.0 points per game on 43 percent 3-point shooting, as well as one of six DI players (min. 15 GP and 1 3PM per game) to do so in 2021-22... Lone DI (min. 15 GP and 1 3PM per game) player in 2021-22 and the 17th Power Six player—18th occurrence—in the last 30 years to average 17.0 points per game while shooting 44 percent from the field, 43 percent beyond the arc and 84 percent at the line, including first since Villanova's Mikal Bridges in 2017-18 and the first Big 12 player since Oklahoma's Buddy Hield in 2015-16 ... Scored 30-plus points thrice, 20-plus seven times, 15-plus 20 times and 10-plus 28 times, all team bests ... Grabbed at least five rebounds 10 times, with seven-plus thrice ... Posted three-plus assists in 10 outings, with five-plus in four ... Notched multiple steals 10 times, with three-plus five times ... Made multiple 3-pointers 25 times, with four-plus 11 times and six-plus four times ... Played at least 35 minutes on 14 occasions, reaching 39-plus three times, all in a five-game span ... Led or co-led Kansas State in scoring a team-best 18 times, in steals nine times, in assists five times, in rebounding thrice and in blocks twice ... Recorded the team's three highest single-game scoring totals, as well as the top marks in made field goals (12) and made 3-pointers (eight) ... Posted two of the five instances of a Wildcat making five-plus free throws without a miss ... Averaged 18.5 points per game in 10 appearances against ranked foes and scored 13-plus in each outing, including posting 23.0 points per game in four contests versus top-10 foes ... Averaged 18.6 points per game in the final 19 contests, including 21.1 in an 11-game stretch from 1/22 to 2/26. *Additional season information available on MiamiHurricanes.com website bio page.*

As a Freshman at Kansas State (2020-21): Academic All-Big 12 Rookie Team

Started 24 of 29 games and was unavailable for the other five ... Averaged 12.7 points, 3.7 rebounds, 3.8 assists and 1.2 steals in 33.6 minutes per game ... Shot 41.8 percent from the field, 40.5 percent on 3-pointers and 79.4 percent at the stripe ... Led the team in scoring, assists per game, 3-point percentage and free-throw percentage, while tying for first in made 3-pointers (60) ... Placed second in made field goals (109), steals per game and minutes ... Third true freshman to lead Kansas State in scoring, alongside Marcus Foster (2013-14) and Michael Beasley (2007-08) ... Placed top-10 all-time among Kansas State freshmen in nine categories: second in made 3-pointers, third in 3-point percentage, fifth in total assists (91), ninth in total points (305) and No. 10 each in made field goals (109), field-goal attempts (261), total steals (28), minutes (806) and starts (24) ... Tied for the second-highest single-game made 3-pointers total (eight) in program history, setting the record by a freshman and equaling the top mark in Big 12 play ... Posted the third-most single-game assists (nine) by a freshman in program history and marked the highest total since Clint Stewart on 3/5/05 ... Finished second in the Big 12 in 3-point percentage (No. 26 in NCAA), fourth in made 3-pointers per game (2.5; No. 81 in NCAA), fourth in assist-to-turnover ratio (1.83; No. 129 in NCAA) and eighth in made 3-pointers (No. 83 in NCAA) ... Also placed No. 10 in assists per game, No. 10 in minutes per game, No. 11 in steals per game and No. 19 in scoring ... In Big 12-only play, if qualified by playing enough games, would have ranked fourth in assist-to-turnover ratio (1.74), seventh in minutes per game (34.7), ninth in assists per game (3.6), No. 15 in made 3-pointers per game (1.8), No. 16 in steals per game (1.2) and No. 22 in scoring (11.6) ... Tied for the second-most made 3-pointers in a game by a Big 12 player, as well as tied for the third-best single-game 3-point percentage (83.3; 5-of-6) ... One of three true freshmen to finish top-20 in the league in scoring, alongside Oklahoma State's Cade Cunningham and TCU's Mike Miles ... Scored in double figures 16 times, including in 12 of his final 14 outings, with 16-plus points seven times and 22-plus thrice ... Pulled down five-plus boards on 11 occasions ... Distributed at least three assists in 14 appearances, with five-plus in 11 and seven-plus twice ... Tallied multiple steals in nine games ... Made multiple 3-pointers in 16 outings, with four-plus in six and six-plus twice ... Played at least 30 minutes 19 times, including in 13 of his last 14 appearances, and 35-plus 11 times ... Led or co-led Kansas State in assists 12 times, in scoring 11 times and in steals four times ... Registered all three instances of a Wildcat making five-plus 3-pointers, both outings with at least an 80 percent 3-point clip and the top single-game assist total ... Averaged 12.7 points per game in 10 matchups with a ranked team, scoring 10-plus points in seven of them ... Tallied 15.1 points per game in the last 11 outings of the year, reaching double figures nine times. *Additional season information available on MiamiHurricanes.com website bio page.*

High School: Graduated from Lawrence Central High School ... Tabbed a four-star recruit by ESPN and Rivals ... Considered the No. 90 overall player, including the third-best prospect in Indiana, by ESPN, as well as the No. 128 player and fifth-best recruit in Indiana by Rivals ... Finished No. 123 in the 247Sports Composite, good for fourth in Indiana and No. 22 among point guards ... Four-year letter winner totaled 1,085 points and 266 assists in his prep career, logging a 2.55:1 assist-to-turnover ratio ... Shot 50.7 percent (388-of-765) overall, 42.9 percent (149-of-347) from deep and 86.0 percent (160-of-186) on free throws ... Earned all-county and all-conference distinction as both a junior and senior ... Led his team to a cumulative 70-26 record ... Averaged 17.7 points, 4.0 rebounds, 4.2 assists and 2.0 steals per game as a senior ... Shot 49.7 percent from the field, 40.3 percent beyond the arc and 92.8 percent (64-of-69) at the line ... Scored 20-plus points eight times in a 22-3 campaign ... Named to the IBCA All-State Supreme 15 and to The Indianapolis Star Indiana All-Star Team ... As a junior, averaged 16.5 points, 4.0 rebounds, 4.1 assists and 2.0 steals per game ... Shot 52.4 percent overall, 43.2 percent on 3-pointers and 83.3 percent (50-of-60) from the stripe ... Scored in double figures in every game, reaching 20-plus five times, during a 22-4 season that included the school's first sectional title in seven years ... Tabbed to the IBCA Underclass All-State Supreme 15 and The Indianapolis Star's Indiana Junior All-Star Team ... Selected to the 2019 Nike All-EYBL Breakout Team after averaging 20.8 points, 8.2 assists and 6.2 rebounds per game for the Indy Heat in six Peach Jam outings, including logging a triple-double ... Kyle Guy, three-year teammate Jake LaRavia and Norm Sloan also attended Lawrence Central.

Personal: Full name is Nijel Christian Pack ... First name is pronounced NYE-Juhl, like "Nigel" ... Born May 22, 2001, in Oconomowoc, Wis. ... Parents, David and Robin Pack, own a consulting company ... Has an older brother, Ben Spaulding, and an older sister, Anjelica Pack ... Majoring in sport administration with a minor in marketing ... Favorite athlete is LeBron James because he feels he is the best player ever and respects what he does off the court ... Best sports memories are his Peach Jam triple-double, his game-winning shot against Oklahoma State and scoring 35 points versus Kansas ... Committed to Miami over Duke, Ohio State, Purdue and Tennessee ... Chose Miami because of its great basketball program, its winning culture, Jim Larrañaga, the excellent education and the location.

CAREER STATISTICS					Total			3-Point			Free Throws			Rebounds					Scoring							
Year	GP	GS	Min	Avg	FG	FGA	Pct	FG	FGA	Pct	FT	FTA	Pct	Off	Def	Tot	Avg	PF	FO	Ast	TO	Blk	Stl	Pts	Avg	
2020-21*	24	24	806	33.6	109	261	.418	60	148	.405	27	34	.794	14	74	88	3.7	49	0	91	49	0	28	305	12.7	
2021-22*	29	28	958	33.0	175	385	.455	95	218	.436	60	71	.845	22	88	110	3.8	49	0	65	43	3	39	505	17.4	
2022-23	30	30	940	31.3	144	331	.435	71	180	.394	36	41	.878	18	63	81	2.7	47	1	74	53	6	29	395	13.2	
KSU	53	52	1764	33.3	284	646	.440	155	366	.423	87	105	.829	36	162	198	3.7	98	0	156	92	3	67	810	15.3	
TOTAL	83	82	2704	32.6	428	977	.438	226	546	.414	123	146	.842	54	225	279	3.4	145	1	230	145	9	96	1205	14.5	
* - at Kansas State University																										

* - at Kansas State University



WOOGA POPLAR

SECOND-YEAR SOPHOMORE | GUARD | 6-5 | 192

#55

Philadelphia, Pa. | Math, Civics and Sciences Charter School

- **20-Point Games:** One (one in 2022-23)

- **10-Point Games:** 11 (10 in 2022-23)

- Possesses a tremendous offensive arsenal with a variety of ways to score

- Has deep shooting range, as well as a knack for getting to the basket and finishing with acrobatic layups

- Unlimited potential as a player if his defense catches up to his offense

- Between May 2022 and September 2022, increased his bench press by 45 pounds (180 to 225), his standing vertical jump by 5.5 inches (29 to 34.5) and his one-step vertical jump by 6.5 inches (32 to 38.5)

- Leads the team with a max-rep chin-up count of 23, three more than any other player

- Legal first name is Nisine, but wishes to be referred to by his nickname, Wooga, which he got from his aunt when he was a baby

- After playing four total minutes in the first two games of his career in 2021-22, tallied 12 points in 18 minutes at Florida Atlantic (11/16/21), finishing 4-of-5 from the field, 3-of-3 at the line and making his lone 3-pointer

- Led Miami with a career-best six rebounds in the victory at second-ranked Duke (1/8/22)

- Earned the first start of his career in the season opener versus Lafayette (11/7/22), setting a new then-high mark in minutes (24) and matching his top total in rebounds (six)

- Set career bests in points (15), made field goals (seven) and minutes (26) in the win over Florida A&M (11/15/22) and had three dunks to eclipse his prior career total of two

- Scored 12 points at UCF (11/27/22), hit multiple 3-pointers for the first time as a collegian and set new career highs in both minutes (28) and steals (three)

- Dropped a career-best 20 points in a career-high 34 minutes against St. Francis (PA) (12/17/22), shooting 7-of-11 from the field, 2-of-4 beyond the arc and 4-of-4 at the line to tie his top collegiate marks in all three makes categories

- Posted a then ACC-high nine points and doubled his prior career high with six steals at Georgia Tech (1/4/23), tying for the fifth-most in a game in program history and for the third-most by a Miami player in an ACC contest, including the top total since Jordan Miller (seven) on 2/5/22 at Virginia

- Set a new ACC high in points for the second game in a row by registering 10 on 4-of-5 shooting, including a 2-of-2 clip from deep, in the win over Boston College (1/11/23)

- Grabbed a career-best seven rebounds in the comeback triumph over Syracuse (1/16/23)

- Scored an ACC-best 14 points, including 10 in the first 6:15 alone, and added a co-season-best three assists in a then-ACC-high 25 minutes in the win at Florida State (1/24/23)

- Notched 14 points, including 10 after halftime, in the triumph at No. 19/20 Clemson (2/4/23) to tie his career best in ACC competition

- Totaled 14 points on 6-of-8 shooting, including a 2-of-2 clip from deep, in the victory against RV/No. 24 Duke (2/6/23), marking his third time in a five-game stretch with 14 points in ACC play after never previously hitting that mark, as well as setting a new ACC best in made field goals and earning the No. 1 play on SportsCenter Top 10 for his baseline dunk in the final minute

- Finished with 11 points, three assists and two steals, while recording zero turnovers, against Florida State (2/25/23)

- Set a new ACC best with a team-high 18 points on 6-of-8 long-range shooting in the win over No. 25 Pittsburgh (3/4/23), making his first five 3-pointers of the night after never hitting more than two in a game in his first 63 collegiate outings, to help Miami lock up a share of the ACC regular season title and post the highest single-game 3-point total by a Hurricane since Charlie Moore notched six on 1/5/22 versus Syracuse

- One of eight Hurricanes--11 occurrences--to make six 3-pointers in a game in Jim Larrañaga's tenure, including one of four to do so on eight or fewer tries

- Tied for fifth place in ACC Most Improved Player balloting, claiming three votes

- Posted eight points and a season-high-tying seven rebounds in the ACC Tournament opener against Wake Forest (3/9/23) and followed that with 10 points and a season-high-tying four assists in the semifinal meeting with No. 21 Duke (3/10/23)

As a Freshman (2021-22): Played in 34 of 37 contests ... Averaged 2.3 points and 1.4 rebounds in 8.6 minutes per game ... Made his collegiate debut in the season opener against Canisius (11/9) ... Recorded a season-high 12 points in 18 minutes at Florida Atlantic (11/16), shooting 4-of-5 overall, 3-of-3 at the line and making his lone 3-pointer in his first road outing ... Tallied six points, five rebounds and a 4-of-4 mark at the stripe, setting season highs in makes and attempts, in 15 minutes of play against Florida A&M (11/21) ... Registered eight points in 18 minutes versus Dayton (11/25) in Kissimmee, Fla., and shot 4-of-4 on free throws for the second game in a row ... Played a season-high 21 minutes at Penn State (12/1) and scored four points ... Logged six points on 3-of-5 shooting, as well as two assists, against Clemson (12/4) in his first ACC outing ... Finished with five points, five rebounds and a season-best four assists in 15 minutes versus Lipscomb (12/8) ... Registered eight points on 3-of-5 shooting, adding a season-best two steals, against Stetson (12/20) ... Posted four points and a season-best six rebounds, the most of any Hurricane, in the victory at second-ranked Duke (1/8) ... Notched four points and five rebounds, connecting on his lone 3-pointer, in 16 minutes at Pittsburgh (2/22) ... Tallied his third multi-assist outing with two in the NCAA Tournament Round of 32 win against No. 8/7 Auburn (3/20) ... Grabbed four rebounds in 13 minutes in the Elite Eight against the eventual NCAA champion, third-ranked Kansas (3/27).

High School: Graduated from Math, Civics and Sciences Charter School (MCSCS) ... Labeled a four-star recruit by 247Sports and Rivals ... Considered the fifth-best recruit in Pennsylvania by Rivals and sixth-best by 247Sports ... Ranked No. 78 overall, including No. 18 among shooting guards, by Rivals ... Listed as the nation's No. 121 player by 247Sports, while finishing No. 123 the 247Sports Composite rankings ... Three-star prospect according to ESPN ... Three-time all-state pick ... Garnered 3A First Team All-State recognition and led MCSCS to the state semifinals as a senior ... Averaged 22.0 points and 5.0 rebounds per game as a junior, nabbing PIAA 2A Player of the Year and First Team All-Philadelphia Public League accolades ... Helped his team reach the 2A state quarterfinals before the remainder of the season was canceled ... Also led MCSCS to both its first Philadelphia Public League title game appearance and championship, tallying 23 points, six rebounds, three assists and two steals in the league final to earn MVP honors ... Averaged 14.5 points per game as a sophomore, receiving 2A Second Team All-State honors ... Guided his school to the state title, its first crown in eight years ... Started playing high school basketball as a sophomore and scored over 1,000 points before the end of his junior season ... Samir Doughty, a 2020 First Team All-SEC performer at Auburn, also attended MCSCS.

Personal: Full name is Nisine Hamir Poplar, but goes by Wooga ... Nickname is pronounced WUH-Guh, legal name is pronounced Niye-SEEN and last name is pronounced POP-Lurr ... Born Jan. 5, 2003 ... Parents are Hsine Poplar and Monica Solomon ... Has a younger brother, Niare ... Majoring in exploratory arts & sciences with a minor in sport administration ... Enjoys riding dirt bikes ... Favorite athlete is LeBron James because he is a leader on and off the court ... Best sports memory is winning a state championship ... Committed to Miami over offers from schools such as Auburn, Georgetown, Georgia, LSU, Marquette, Maryland, Penn State, Seton Hall, VCU, Virginia Tech and Wichita State, among others.

2022-23				
Opposition	P	R	A	
Lafayette	4	6	2	
UNC Greensboro	9	3	3	
Florida A&M	15	3	2	
vs. Providence	8	3	1	
vs. Maryland	4	0	0	
St. Francis Brooklyn	9	0	1	
at UCF	12	1	1	
Rutgers	4	0	0	
at Louisville	7	5	2	
Cornell	4	3	1	
NC State	4	3	3	
St. Francis (PA)	20	2	1	
Virginia	3	6	0	
Vermont	CANCELED			
at Notre Dame	4	2	1	
at Georgia Tech	9	2	0	
Boston College	10	1	1	
at NC State	2	2	0	
Syracuse	5	7	1	
at Duke	2	3	2	
at Florida State	14	5	3	
at Pittsburgh	6	3	2	
Virginia Tech	4	4	2	
at Clemson	14	5	2	
Duke	14	3	1	
Louisville	7	5	4	
at North Carolina	9	4	0	
Wake Forest	7	4	3	
at Virginia Tech	7	4	0	
Florida State	11	1	3	
Pittsburgh	18	5	1	
vs. Wake Forest	8	7	1	
vs. Duke	10	2	4	
vs. TBD	-	-	-	

2021-22				
Opposition	P	R	A	
Canisius	0	0	0	
UCF	0	0	0	
at Florida Atlantic	12	1	1	
Florida A&M	6	5	0	
vs. Dayton	8	1	0	
vs. North Texas	0	0	0	
vs. Alabama	3	0	0	
at Penn State	4	3	0	
Clemson	6	1	2	
Lipscomb	5	5	4	
vs. Fordham	4	1	0	
Stetson	8	1	0	
NC State	-	-	-	
Wake Forest	0	0	0	
Syracuse	2	0	0	
at Duke	4	6	0	
at Florida State	0	0	0	
North Carolina	3	0	0	
Florida State	1	2	0	
at Virginia Tech	0	0	0	
at Georgia Tech	0	0	0	
Notre Dame	0	2	1	
at Virginia	2	0	0	
Georgia Tech	0	1	0	
at Wake Forest	3	2	1	
at Louisville	2	2	0	
Virginia	0	0	0	
at Pittsburgh	4	5	0	
Virginia Tech	-	-	-	
at Boston College	0	0	0	
at Syracuse	0	1	0	
vs. Boston College	-	-	-	
vs. Duke	0	0	0	
vs. USC	2	2	0	
vs. Auburn	0	2	2	
vs. Iowa State	0	0	0	
vs. Kansas	0	4	0	

POPLAR CAREER / SEASON HIGHS

Points

Career: 20, vs. St. Francis (PA), 12/17/22

Season: 20, vs. St. Francis (PA), 12/17/22

ACC: 14*, vs. Duke, 2/6/23

Rebounds

Career: 7**, vs. Wake Forest, 3/9/23

Season: 7**, vs. Wake Forest, 3/9/23

ACC: 7, vs. Syracuse, 1/16/23

Assists

Career: 4**, vs. Duke, 3/10/23

Season: 4**, vs. Duke, 3/10/23

ACC: 4, vs. Louisville, 2/11/23

Steals

Career: 6, at Georgia Tech, 1/4/23

Season: 6, at Georgia Tech, 1/4/23

ACC: 6, at Georgia Tech, 1/4/23

Blocked Shots

Career: 2, vs. Rutgers, 11/30/22

Season: 2, vs. Rutgers, 11/30/22

ACC: 1*, vs. Duke, 2/6/23

Field Goals Made

Career: 7*, vs. St. Francis (PA), 12/17/22

Season: 7*, vs. St. Francis (PA), 12/17/22

ACC: 6, vs. Duke, 2/6/23

Field Goal Attempts

Career: 11*, at Florida State, 1/24/23

Season: 11*, at Florida State, 1/24/23

ACC: 11, at Florida State, 1/24/23

3-Point Field Goals Made

Career: 6, vs. Pittsburgh, 3/4/23

Season: 6, vs. Pittsburgh, 3/4/23

ACC: 6, vs. Pittsburgh, 3/4/23

3-Point Field Goal Attempts

Career: 8, vs. Pittsburgh, 3/4/23

Season: 8, vs. Pittsburgh, 3/4/23

ACC: 8, vs. Pittsburgh, 3/4/23

Free Throws Made

Career: 4*, at Clemson, 2/4/23

Season: 4*, at Clemson, 2/4/23

ACC: 4, at Clemson, 2/4/23

Free Throw Attempts

Career: 4*, at Clemson, 2/4/23

Season: 4*, at Clemson, 2/4/23

ACC: 4*, at Clemson, 2/4/23

Minutes

Career: 34, vs. St. Francis (PA), 12/17/22

Season: 34, vs. St. Francis (PA), 12/17/22

ACC: 33, vs. Virginia Tech, 1/31/23

* Recorded more than once with most recent listed

^ ACC Tournament

CAREER STATISTICS					Total			3-Point			Free Throws			Rebounds				Scoring									
Year	GP	GS	Min	Avg	FG	FGA	Pct	FG	FGA	Pct	FT	FTA	Pct	Off	Def	Tot	Avg	PF	FO	Ast	TO	Blk	Stl	Pts	Avg		
2021-22	34	0	293	8.6	28	68	.412	6	28	.214	17	26	.654	9	38	47	1.4	22	0	11	16	0	9	79	2.3		
2022-23	32	31	748	23.4	98	206	.476	34	84	.405	34	39	.872	13	91	104	3.3	68	0	48	36	8	37	264	8.3		
TOTAL	66	31	1041	15.8	126	274	.460	40	112	.357	51	65	.785	22	129	151	2.3	90	0	59	52	8	46	343	5.2		



JAKAI ROBINSON

SECOND-YEAR REDSHIRT FRESHMAN | GUARD | 6-5 | 208

#13

Ossining, N.Y. | Rock Creek Christian Academy (Md.)

- Warrior on the court is a tough, hard-nosed defender
- True competitor at both ends of the floor who gives extreme effort every day in practice
- Owns an outstanding midrange pull-up jump-shot and is working to expand his shooting abilities to 3-point range
- Practiced quite hard and very well during the 2021-22 campaign while redshirting
- Grew one inch and added eight pounds (200 to 208) in advance of the 2022-23 season
- Between May 2022 and September 2022, added 40 pounds (185 to 225) to his max front squat
- Owns a max-rep chin-up count of 17, fourth-most on the team
- Logged an assist against Florida A&M (11/15/22) in his collegiate debut
- Recorded his first points, field goal and blocked shot as a Hurricane in the 23-point road victory at Florida State (1/24/23)

As a Freshman (2021-22): Did not compete ... Redshirted to retain eligibility.

High School: Graduated from Rock Creek Christian Academy (Md.) ... Consensus four-star, top-100 prospect ... Labeled the third-best recruit in Maryland by 247Sports and Rivals, as well as fourth-best by ESPN ... Ranked No. 81 nationally, including No. 15 at the small forward spot, by 247Sports ... Tabbed No. 85 overall and No. 20 at his position by ESPN ... Listed as the No. 96 recruit, including No. 19 among small forwards, by Rivals ... Finished No. 84 overall in the 247Sports Composite rankings, good for No. 16 at his position ... Averaged 19.0 points and 8.0 rebounds per game as a senior ... Attended National Christian Academy (Md.), where Kevin Durant opened his high school career, for his first three seasons ... Capital Beltway League Player of the Year and scoring leader as both a sophomore and junior ... Named to *The Washington Post* Third Team All-Met as a junior after averaging 20.0 points, 7.0 rebounds and 3.0 assists per game and helping his team to a 24-7 record ... Eclipsed 1,600 career points by his junior year ... Garnered all-tournament accolades at the elite Saint James Invitational Tournament in 2020, alongside players such as Cade Cunningham, Scottie Barnes, Day'Ron Sharpe and Mark Williams ... Played for Team Takeover on the AAU circuit and helped his team reach the 2019 Nike EYBL Peach Jam U16 title game, scoring 28 points in a double-overtime loss ... Graduated as his class salutatorian with a 4.0 GPA.

Personal: Full name is Jakai Nigel Robinson ... First name is pronounced Juh-KYE ... Born April 29, 2002 ... Parents are Sheldon Sealy and Junice Robinson ... Father is originally from St. Lucia ... Has an older sister, Jasmine Mason, a younger sister, Jordyn Robinson, and a younger brother, Michael Sealy ... Majoring in community and applied psychological studies with a minor in marketing ... Favorite athlete is Kevin Durant because of his demeanor and skill set ... Best sports memory is playing in the Peach Jam championship game ... Committed to Miami over Clemson, UConn, Georgetown, NC State and Seton Hall ... Chose Miami because he felt like a priority.

2022-23				
Opposition	P	R	A	
Lafayette	-	-	-	
UNC Greensboro	-	-	-	
Florida A&M	0	0	1	
vs. Providence	-	-	-	
vs. Maryland	-	-	-	
St. Francis Brooklyn	0	0	0	
at UCF	-	-	-	
Rutgers	-	-	-	
at Louisville	0	0	0	
Cornell	0	0	0	
NC State	-	-	-	
St. Francis (PA)	0	0	0	
Virginia	-	-	-	
Vermont	CANCELED			
at Notre Dame	-	-	-	
at Georgia Tech	-	-	-	
Boston College	-	-	-	
at NC State	-	-	-	
Syracuse	-	-	-	
at Duke	-	-	-	
at Florida State	2	0	0	
at Pittsburgh	-	-	-	
Virginia Tech	-	-	-	
at Clemson	-	-	-	
Duke	-	-	-	
Louisville	-	-	-	
at North Carolina	-	-	-	
Wake Forest	-	-	-	
at Virginia Tech	-	-	-	
Florida State	-	-	-	
Pittsburgh	-	-	-	
vs. Wake Forest	-	-	-	
vs. Duke	-	-	-	
vs. Drake	-	-	-	

ROBINSON CAREER / SEASON HIGHS

Points

Career: 2, at Florida State, 1/24/23
 Season: 2, at Florida State, 1/24/23
 ACC: 2, at Florida State, 1/24/23

Rebounds

Career: N/A
 Season: N/A
 ACC: N/A

Assists

Career: 1, vs. Florida A&M, 11/15/22
 Season: 1, vs. Florida A&M, 11/15/22
 ACC: N/A

Steals

Career: N/A
 Season: N/A
 ACC: N/A

Blocked Shots

Career: 1, at Florida State, 1/24/23
 Season: 1, at Florida State, 1/24/23
 ACC: 1, at Florida State, 1/24/23

Field Goals Made

Career: 1, at Florida State, 1/24/23
 Season: 1, at Florida State, 1/24/23
 ACC: 1, at Florida State, 1/24/23

Field Goal Attempts

Career: 1, at Florida State, 1/24/23
 Season: 1, at Florida State, 1/24/23
 ACC: 1, at Florida State, 1/24/23

3-Point Field Goals Made

Career: N/A
 Season: N/A
 ACC: N/A

3-Point Field Goal Attempts

Career: N/A
 Season: N/A
 ACC: N/A

Free Throws Made

Career: N/A
 Season: N/A
 ACC: N/A

Free Throw Attempts


Career: N/A
 Season: N/A
 ACC: N/A

Minutes

Career: 4, at Louisville, 12/4/22
 Season: 4, at Louisville, 12/4/22
 ACC: 4, at Louisville, 12/4/22

* Recorded more than once with most recent listed

CAREER STATISTICS					Total			3-Point			Free Throws			Rebounds				Scoring							
Year	GP	GS	Min	Avg	FG	FGA	Pct	FG	FGA	Pct	FT	FTA	Pct	Off	Def	Tot	Avg	PF	FO	Ast	TO	Blk	Stl	Pts	Avg
2021-22	DNP																								
2022-23	6	0	17	2.8	1	1	1.000	0	0	.000	0	0	.000	0	0	0	0.0	0	0	1	1	1	0	2	0.3
TOTAL	6	0	17	2.8	1	1	1.000	0	0	.000	0	0	.000	0	0	0	0.0	0	0	1	1	1	0	2	0.3



ANTHONY WALKER

FOURTH-YEAR JUNIOR | FORWARD | 6-9 | 215

#1

Baltimore, Md. | Brewster Academy (N.H.)

- **10-Point Games:** 22 (one in 2022-23)

- **10-Rebound Games:** Five (zero in 2022-23)

- **Double-Doubles:** Four (zero in 2022-23)

- Has unique ability to score around the basket, but has extended his range and has become a very reliable 3-point shooter

- Played the best basketball of his career during the offseason in advance of 2022-23

- One of Miami's leaders, especially in practice, and has taken on the role of mentoring the young frontcourt freshmen

- Extremely gifted athlete working to use that ability every day in practice and games

- Between May 2022 and September 2022, upped his power clean by 40 pounds (200 to 240) and his front squat by 25 pounds (225 to 250) to notch team-high marks in both categories

- Also between May 2022 and September 2022, improved his bench press by 30 pounds (185 to 215) and his max-rep chin-up count by seven (11 to 18), the latter third-most on the team

- Wore No. 11 as a freshman in 2019-20

- As a freshman, set season highs in points (14), field goals made (four) and attempted (eight), free throws made (five) and attempted (five), 3-point attempts (four) and minutes (25) at North Carolina (1/25/20) in the Dean E. Smith Center

- Amassed four double-doubles in 2020-21, including in each of his first two collegiate starts, after never eclipsing seven rebounds as a freshman and only logging 10-plus points once

- Served as the primary defender on 2020-21 First Team All-ACC honoree Justin Champagnie in Miami's first-round ACC Tournament win over Pittsburgh (3/9/21) and, while playing 39 minutes, held him to a season-low 25.0 percent mark (5-of-20) from the floor

- Logged double-figure points in the first two games of 2021-22 and 11 of the final 14 games of 2021-22, giving him 10-plus points in 13 of 16 games after previously hitting that mark just four times

- Registered 11 points, all in the second half, on 4-of-4 shooting in Miami's win over NC State (12/29/21) after averaging 3.1 points per game in the prior eight contests

- Scored 12 points on 5-of-7 shooting, including a 2-of-2 clip from deep, against Notre Dame (2/2/22) to match his point total from the prior five games combined, adding a season-best eight rebounds to equal his total from the previous seven games combined

- Earned his first start of the 2021-22 season versus Georgia Tech (2/9/22) and, on his 21st birthday, posted 12 points and a season-high-tying eight rebounds, while shooting 6-of-10 from the floor to tie a career high in makes in a co-season-best 26 minutes

- Tied for second in 2021-22 ACC Sixth Man of the Year balloting, earning six votes

- After posting 15 points in the prior eight games combined, registered 10 on 4-of-5 shooting in his 100th collegiate outing, the victory over St. Francis (PA) (12/17/22)

- Recorded six points on 3-of-3 shooting, including a pair of dunks, to go along with three rebounds, one assist and one steal in a season-high-tying 17 minutes of action versus Florida State (2/25/23)

- Earned the start on senior day in the victory over No. 25 Pittsburgh (3/4/23), as Miami claimed a share of the ACC regular season championship

- Notched six points and four rebounds in a season-high 24 minutes versus No. 21 Duke (3/10/23) in the ACC Tournament semifinals

2022-23				
Opposition	P	R	A	
Lafayette	2	0	0	
UNC Greensboro	4	2	0	
Florida A&M	2	0	0	
vs. Providence	0	0	0	
vs. Maryland	0	0	0	
St. Francis Brooklyn	4	1	0	
at UCF	0	1	0	
Rutgers	0	0	0	
at Louisville	5	5	1	
Cornell	4	4	0	
NC State	2	2	0	
St. Francis (PA)	10	1	0	
Virginia	0	0	0	
Vermont	CANCELED			
at Notre Dame	2	2	0	
at Georgia Tech	3	4	1	
Boston College	0	0	0	
at NC State	6	3	0	
Syracuse	6	1	0	
at Duke	2	2	1	
at Florida State	6	0	0	
at Pittsburgh	4	1	0	
Virginia Tech	5	2	0	
at Clemson	0	1	0	
Duke	6	0	1	
Louisville	0	0	1	
at North Carolina	4	0	1	
Wake Forest	2	0	2	
at Virginia Tech	0	0	0	
Florida State	6	3	1	
Pittsburgh	2	1	0	
vs. Wake Forest	0	2	0	
vs. Duke	6	4	1	
vs. Drake	-	-	-	

2020-21				
Opposition	P	R	A	
North Florida	8	3	2	
Stetson	6	4	1	
Purdue	4	2	0	
FGCU	12	4	0	
Pittsburgh	12	10	0	
Jacksonville	18	10	1	
at Virginia Tech	2	0	2	
Clemson	1	0	1	
North Carolina	9	3	0	
at NC State	0	0	0	
at Boston College	6	2	0	
Louisville	2	0	1	
at Syracuse	13	5	0	
Notre Dame	-	-	-	
at Florida State	13	2	1	
at Wake Forest	12	7	1	
Duke	16	3	2	
Virginia Tech	4	3	1	
at Notre Dame	14	10	0	
Georgia Tech	16	1	0	
Florida State	12	7	1	
at Clemson	13	10	1	
at Virginia	8	10	1	
Boston College	17	7	4	
vs. Pittsburgh	14	9	4	
vs. Clemson	15	6	2	
vs. Georgia Tech	2	4	2	

2021-22				
Opposition	P	R	A	
Canisius	14	4	2	
UCF	12	1	1	
at Florida Atlantic	8	3	0	
Florida A&M	7	4	0	
vs. Dayton	5	4	2	
vs. North Texas	0	0	0	
vs. Alabama	2	0	0	
at Penn State	4	1	0	
Clemson	2	0	0	
Lipscomb	0	1	2	
vs. Fordham	8	2	0	
Stetson	4	4	1	
NC State	11	4	0	
Wake Forest	8	5	2	
Syracuse	4	2	0	
at Duke	6	3	0	
at Florida State	0	0	0	
North Carolina	1	1	0	
Florida State	0	0	0	
at Virginia Tech	4	0	1	
at Georgia Tech	7	2	0	
Notre Dame	12	8	0	
at Virginia	0	3	4	
Georgia Tech	12	8	2	
at Wake Forest	4	2	0	
at Louisville	6	2	1	
Virginia	4	4	1	
at Pittsburgh	7	6	1	
Virginia Tech	11	4	0	
at Boston College	0	0	0	
at Syracuse	0	1	1	
vs. Boston College	4	1	0	
vs. Duke	5	0	0	
vs. USC	3	2	1	
vs. Auburn	4	1	0	
vs. Iowa State	0	3	0	
vs. Kansas	3	5	0	

2019-20				
Opposition	P	R	A	
Louisville	9	5	0	
Florida Atlantic	4	2	1	
at UCF	6	2	1	
Quinnipiac	4	3	1	
vs. Missouri State	0	1	0	
vs. Florida	4	1	0	
vs. UConn	2	2	0	
at Illinois	0	0	0	
Alabama A&M	0	0	0	
vs. Temple	-	-	-	
Coppin State	3	2	0	
at Clemson	-	-	-	
Duke	0	0	0	
at Louisville	0	0	0	
Pittsburgh	-	-	-	
at NC State	-	-	-	
Florida State	2	3	0	
at Duke	4	4	0	
at North Carolina	14	3	0	
Virginia Tech	7	4	0	
at Pittsburgh	0	2	0	
NC State	6	7	0	
at Florida State	0	5	2	
Boston College	9	3	0	
Wake Forest	2	1	0	
at Virginia Tech	0	1	0	
at Notre Dame	4	1	0	
at Georgia Tech	-	-	-	
Virginia	-	-	-	
Syracuse	2	1	0	
vs. Clemson	0	0	0	

WALKER CAREER / SEASON HIGHS

Points

Career: 18, vs. Jacksonville, 12/19/20
Season: 10, vs. St. Francis (PA), 12/17/22
ACC: 17, vs. Boston College, 3/5/21

Rebounds

Career: 10*, at Virginia, 3/1/21
Season: 5, at Louisville, 12/4/22
ACC: 10*, at Virginia, 3/1/21

Assists

Career: 4*, at Virginia, 2/5/22
Season: 2, vs. Wake Forest, 2/18/23
ACC: 4*, at Virginia, 2/5/22

Steals

Career: 3*, vs. Virginia Tech, 2/26/22
Season: 2, at Louisville, 12/4/22
ACC: 3*, vs. Virginia Tech, 2/26/22

Blocked Shots

Career: 3*, vs. Canisius, 11/9/21
Season: 2, at Louisville, 12/4/22
ACC: 2*, at Louisville, 12/4/22

Field Goals Made

Career: 6*, vs. Georgia Tech, 2/9/22
Season: 4, vs. St. Francis (PA), 12/17/22
ACC: 6*, vs. Georgia Tech, 2/9/22

Field Goal Attempts

Career: 15, at Notre Dame, 2/14/21
Season: 7*, vs. Duke, 3/10/23
ACC: 15, at Notre Dame, 2/14/21

3-Point Field Goals Made

Career: 2*, vs. Notre Dame, 2/2/22
Season: 1, at Louisville, 12/4/22
ACC: 2*, vs. Notre Dame, 2/2/22

3-Point Field Goal Attempts

Career: 6, vs. Pittsburgh, 12/16/20
Season: 3, vs. Lafayette, 11/7/22
ACC: 6, vs. Pittsburgh, 12/16/20

Free Throws Made

Career: 8, vs. Jacksonville, 12/19/20
Season: 2*, vs. Duke, 3/10/23
ACC: 6, vs. Boston College, 3/5/21

Free Throw Attempts

Career: 8*, vs. Jacksonville, 12/19/20
Season: 3*, vs. Duke, 3/10/23
ACC: 8, vs. Pittsburgh, 12/16/20

Minutes

Career: 39*, vs. Pittsburgh, 3/9/21
Season: 24*, vs. Duke, 3/10/23
ACC: 38, vs. Virginia Tech, 2/6/21

* Recorded more than once with most recent listed
^ ACC Tournament

As a Third-Year Sophomore (2021-22): One of four Hurricanes to play in all 37 games, notching two starts ... Averaged 4.9 points, 2.5 rebounds and 0.8 steals per game ... Finished third on the team in offensive rebounds (27) and blocked shots (17) ... Scored in double figures six times ... Led or co-led Miami in blocks on nine occasions, tied for second-most on the team, as well as in rebounding four times, in steals thrice and in assists twice ... Opened the year with



ANTHONY WALKER

#1

a season-best 14 points in 22 minutes against Canisius (11/9), also setting season highs in free throws made (five), free throws attempted (seven) and blocks (three), adding two assists ... Logged 12 points and two steals in a season-high 26 minutes versus UCF (11/13) ... Scored eight points in 20 minutes at Florida Atlantic (11/16) ... Tallied eight points against Fordham (12/12) in Brooklyn, N.Y. ... Registered 11 points, shot 4-of-4 from the field and blocked two shots in 23 minutes versus NC State (12/29) ... Finished with eight points, five rebounds, two assists and two steals in 23 minutes against Wake Forest (1/1) ... Tied a career best with three steals at Virginia Tech (1/26) ... Amassed 12 points on 5-of-7 shooting, including making both his 3-pointers, against Notre Dame (2/2), adding a season- and team-high eight rebounds ... Dished out a career-high-tying four assists at Virginia (2/5) ... In his first start of the year, against Georgia Tech (2/9), notched 12 points, a season-high-tying eight rebounds to co-lead all players and two assists in a season-high-tying 26 minutes, finishing 6-of-10 from the floor to set season bests in both categories ... Started in the win at RV/No. 25 Wake Forest (2/12) ... Compiled seven points, a team-best six boards and two steals in 20 minutes at Pittsburgh (2/22) ... Posted 11 points and a career-high-tying three steals against Virginia Tech (2/26) ... Led Miami with five boards in the Elite Eight against the eventual NCAA champion, third-ranked Kansas (3/27).


As a Sophomore (2020-21): Season did not count towards eligibility due to COVID-19 pandemic ... Appeared in 26 contests, missing one due to injury, and made 16 starts ... Averaged 9.6 points, 4.7 rebounds and 1.0 assist per game ... Ranked second on the team in blocked shots (22), as well as fourth in both scoring and rebounding ... Tied for ninth in the ACC in 10-rebound games (five) and double doubles (four) ... In ACC-only action, tied for sixth in the league in 10-rebound games (four) for eighth in double-doubles (three) ... Scored double-digit points 14 times, including in 12 of his final 15 appearances, with 15-plus on five occasions ... Pulled down five-plus rebounds 10 times, including in six of the last seven games ... Blocked multiple shots in five outings ... Eclipsed 30 minutes 12 times, including in six of the last seven contests, with 35-plus seven times ... Led Miami in rebounding in a team-best nine outings, as well as in blocks nine times to rank second, plus in steals five times and assists once ... Posted the most single-game made free throws without a miss (eight) by a Hurricane ... Logged 12 points and a career-best three blocks versus FGCU (12/12) ... In his first collegiate start, posted a 12-point, career-best 10-rebound double-double against Pittsburgh (12/16), adding two blocks in 35 minutes ... Scored a career-high 18 points, made a career-best eight free throws and tied career bests in rebounds (10), blocks (three) and free-throw attempts (eight) versus Jacksonville (12/19) ... Tallied 13 points and five boards at Syracuse (1/19) ... Did not play against Notre Dame (1/24) due to a right foot injury sustained in practice ... Scored 13 points and went 2-of-3 from deep in 36 minutes at No. 16 Florida State (1/27) ... Amassed 12 points, seven rebounds and two blocks at Wake Forest (1/30) ... Scored 16 points on 6-of-9 shooting in the victory over Duke, setting a career best in made field goals ... Recorded a 14-point, 10-rebound double-double at Notre Dame (2/14) ... Notched 16 points, shooting 6-of-11, against Georgia Tech (2/20) ... Totaled 12 points and seven rebounds versus No. 11/9 Florida State (2/24) ... Registered a 13-point, 10-rebound double-double in 38 minutes of action at Clemson (2/27) ... Posted eight points and 10 boards in 36 minutes at No. 21/20 Virginia (3/1) ... Stuffed the stat sheet with 17 points, seven rebounds, a career-high four assists, two steals and two blocks in 36 minutes in the regular season finale versus Boston College (3/5) ... Logged 14 points, nine rebounds and a career-high-tying four assists, while limiting Justin Champagnie to 5-of-20 shooting, in a career-best 39 minutes during the ACC Tournament opening round win over Pittsburgh (3/9) ... Posted 15 points, six rebounds and a career-high three steals in the victory against Clemson (3/10) in the ACC Tournament second round.

As a Freshman (2019-20): Played in 25 contests, averaging 3.3 points and 2.1 rebounds over 12.3 minutes per game ... Scored in double figures once, grabbed five-plus boards in three appearances, blocked multiple shots on three occasions and played 20-plus minutes five times ... Twice paced Miami in rebounding ... Opened his collegiate career by notching nine points and five rebounds against fifth-ranked Louisville (11/5), finishing 3-of-6 from the floor and hitting a 3-pointer ... Registered six points, two blocks and a season-high two steals in the road win at UCF (11/12) ... Set a season best with three blocked shots in 20 minutes of action against UConn (11/24) in the Charleston Classic ... Played 24 minutes at eighth-ranked Duke (1/21), notching four points and four boards ... Set season highs in points (14), field goals made (four) and attempted (eight), free throws made (five) and attempted (five), and minutes played (25) at North Carolina (1/25) ... Posted seven points and two blocks in the win over Virginia Tech (1/28) ... Recorded six points and a season-best seven rebounds in 21 minutes versus NC State (2/5) ... Grabbed five boards and dished out a season-high two assists in 21 minutes at eighth-ranked Florida State (2/8) ... Scored nine points on 4-of-7 shooting in the victory against Boston College (2/12).

High School: Graduated from Brewster Academy (N.H.) ... Listed as a four-star prospect by ESPN, as well as a three-star recruit by 247Sports and Rivals ... Tabbed as the No. 33 power forward in the country by both 247Sports and Rivals ... McDonald's All-American Game nominee ... Helped Brewster win the National Prep Championships and a region championship, as well as reach the NEPSAC AAA title game, during his lone year with the team ... Led Perry Hall (Md.) to 4A state crowns, the first two in school history, as a junior and sophomore ... Attended Hope Academy (Ga.) as a freshman and did not play basketball ... Member of multiple high schools honor rolls ... Numerous NBA players have attended Brewster, including Will Barton, Donovan Mitchell, Thomas Robinson and TJ Warren.

Personal: Full name is Anthony Edward Walker III ... Born Feb. 9, 2001 ... Parents are Anthony Walker Jr., and Towanda Hayes ... Has a younger brother, Darius ... Majoring in sociology with a minor in Africana studies ... Started playing competitive basketball as a 15-year-old sophomore ... Favorite athlete is Giannis Antetokounmpo ... Best sports memory is making a game-winning shot in the state playoffs as a junior ... Chose Miami because he felt was a great fit both basketball-wise and academically ... Committed to Miami over Kansas, Maryland, Pittsburgh, Seton Hall and VCU.

CAREER STATISTICS					Total			3-Point			Free Throws			Rebounds				Scoring									
Year	GP	GS	Min	Avg	FG	FGA	Pct	FG	FGA	Pct	FT	FTA	Pct	Off	Def	Tot	Avg	PF	FO	Ast	TO	Blk	Stl	Pts	Avg		
2019-20	25	0	308	12.3	32	79	.405	3	19	.158	15	23	.652	23	30	53	2.1	31	0	5	15	17	13	82	3.3		
2020-21	26	16	686	26.4	91	214	.425	15	64	.234	52	73	.712	29	93	122	4.7	52	0	27	47	22	19	249	9.6		
2021-22	37	2	520	14.1	72	156	.462	8	34	.235	30	50	.600	27	64	91	2.5	60	2	22	28	17	29	182	4.9		
2022-23	32	1	328	10.3	39	90	.433	2	20	.100	13	20	.650	13	28	41	1.3	26	0	10	14	4	8	93	2.9		
TOTAL	120	19	1842	15.4	234	539	.434	28	137	.204	110	166	.663	92	215	307	2.6	169	2	64	104	60	69	606	5.1		



CHRISTIAN WATSON

FIRST-YEAR FRESHMAN | GUARD | 6-7 | 209

#3

Lanham, Md. | St. John's College HS (D.C.)

- Outstanding run-and-jump athlete whose size and skill give him the flexibility to play multiple positions
- In time, could become Miami's best perimeter defender because of his size, length and athletic ability
- Added 50 pounds (135 to 185) to his max power clean and 35 pounds to his max bench press (175 to 210) between his June 2022 arrival at Miami and September 2022
- Hit a 3-pointer on his lone shot attempt in his collegiate debut against Florida A&M (11/15/22)
- Logged five points, one rebound, one assist and one made 3-pointer in 11 minutes of floor time at Louisville (12/4/22) in his first ACC action

High School: Graduated from St. John's College High School (D.C.) ... Labeled a four-star, top-125 recruit by both ESPN and Rivals ... Listed as the top recruit in Washington, D.C., by 247Sports, ESPN and Rivals ... Ranked No. 92 nationally, including No. 26 among small forwards, by ESPN ... Slotted at No. 120 on the 247Sports list, including No. 29 at his position ... McDonald's All-American Game nominee ... Averaged 17.0 points, 6.0 rebounds and 4.0 assists per game as a senior and served as a team captain ... Named first team all-state, second team all-conference in the elite WCAC and *The Washington Post* All-Met Honorable Mention ... Led his team to the semifinals of both the state and conference tournaments ... Played just one game as a junior due to the COVID-19 pandemic and scored 25 points against eventual Miami teammate Favour Aire and Bishop McNamara (Md.) ... Started as a sophomore and helped his team to a 24-9 record ... Competing for DC Premier on the AAU circuit, scored 21 points against top-ranked Team Final the first time the Miami staff watched him play in person ... Villanova assistant coach Dwayne Anderson and UConn women's basketball standout Azzi Fudd, the No. 1 recruit in the class of 2021, both attended St. John's, the latter with Watson.

Personal: Full name is Christian Allen Watson ... Goes by Chris and nickname is "CWat" ...

Born June 23, 2003 ... Parents are Kirk and Shirlevia Watson ... Father does computer IT for the government and mother works in customer service for a utilities company ... Has an older brother, Jaylon, and an older sister, Imani ... Majoring in business management ... Hopes to start his own business after his playing career ... Enjoys drawing and playing video games ... Favorite athlete is Kevin Durant because he tries to model his game after him due to their similarities and both being from Prince George's County, Md. ... Best sports memory is hitting a game-winning shot to lead his school to the WCAC semifinals as a sophomore ... Committed to Miami over Florida, Georgetown, Illinois, LSU, Marquette, NC State, Pittsburgh, Rutgers and South Carolina ... Chose Miami because he felt it was the best situation for him and his family, due to its combination of great education, athletics and environment.

2022-23				
Opposition	P	R	A	
Lafayette	-	-	-	
UNC Greensboro	-	-	-	
Florida A&M	3	0	0	
vs. Providence	-	-	-	
vs. Maryland	0	0	0	
St. Francis Brooklyn	4	1	0	
at UCF	-	-	-	
Rutgers	-	-	-	
at Louisville	5	1	1	
Cornell	3	0	0	
NC State	0	2	0	
St. Francis (PA)	0	1	0	
Virginia	-	-	-	
Vermont	CANCELED			
at Notre Dame	-	-	-	
at Georgia Tech	-	-	-	
Boston College	-	-	-	
at NC State	-	-	-	
Syracuse	2	0	0	
at Duke	-	-	-	
at Florida State	0	1	0	
at Pittsburgh	-	-	-	
Virginia Tech	-	-	-	
at Clemson	-	-	-	
Duke	-	-	-	
Louisville	-	-	-	
at North Carolina	-	-	-	
Wake Forest	-	-	-	
at Virginia Tech	-	-	-	
Florida State	0	0	0	
Pittsburgh	-	-	-	
vs. Wake Forest	-	-	-	
vs. Duke	-	-	-	
vs. Drake	-	-	-	

WATSON CAREER / SEASON HIGHS

Points

Career: 5, at Louisville, 12/4/22

Season: 5, at Louisville, 12/4/22

ACC: 5, at Louisville, 12/4/22

Rebounds

Career: 2, vs. NC State, 12/10/22

Season: 2, vs. NC State, 12/10/22

ACC: 2, vs. NC State, 12/10/22

Assists

Career: 1, at Louisville, 12/4/22

Season: 1, at Louisville, 12/4/22

ACC: 1, at Louisville, 12/4/22

Steals

Career: N/A

Season: N/A

ACC: N/A

Blocked Shots

Career: N/A

Season: N/A

ACC: N/A

Field Goals Made

Career: 2, at Louisville, 12/4/22

Season: 2, at Louisville, 12/4/22

ACC: 2, at Louisville, 12/4/22

Field Goal Attempts

Career: 6, at Louisville, 12/4/22

Season: 6, at Louisville, 12/4/22

ACC: 6, at Louisville, 12/4/22

3-Point Field Goals Made

Career: 1*, vs. Cornell, 12/7/22

Season: 1*, vs. Cornell, 12/7/22

ACC: 1, at Louisville, 12/4/22

3-Point Field Goal Attempts

Career: 3, at Louisville, 12/4/22

Season: 3, at Louisville, 12/4/22

ACC: 3, at Louisville, 12/4/22

Free Throws Made

Career: 2, vs. St. Francis Brooklyn, 11/23/22

Season: 2, vs. St. Francis Brooklyn, 11/23/22

ACC: N/A

Free Throw Attempts

Career: 2*, vs. St. Francis Brooklyn, 11/23/22

Season: 2*, vs. St. Francis Brooklyn, 11/23/22

ACC: N/A

Minutes


Career: 11, at Louisville, 12/4/22

Season: 11, at Louisville, 12/4/22

ACC: 11, at Louisville, 12/4/22

* Recorded more than once with most recent listed

CAREER STATISTICS					Total			3-Point			Free Throws			Rebounds				Scoring							
Year	GP	GS	Min	Avg	FG	FGA	Pct	FG	FGA	Pct	FT	FTA	Pct	Off	Def	Tot	Avg	PF	FO	Ast	TO	Blk	Stl	Pts	Avg
2022-23	10	0	35	3.5	6	17	.353	3	7	.429	2	5	.400	2	3	5	0.5	2	0	1	1	0	0	17	1.7
TOTAL	10	0	35	3.5	6	17	.353	3	7	.429	2	5	.400	2	3	5	0.5	2	0	1	1	0	0	17	1.7



ISAIAH WONG

FOURTH-YEAR JUNIOR | GUARD | 6-4 | 184

#2

Piscataway, N.J. | Monsignor Bonner (Pa.)

- **30-Point Games:** Two (one in 2022-23)

- **20-Point Games:** 34 (10 in 2022-23)

- **10-Point Games:** 90 (26 in 2022-23)

- **Double-Doubles:** Three (one in 2022-23)

- An aggressive player and high-octane scorer consistently in attack mode, he is a relentless worker and a joy to coach

- Quite capable of impacting the game at both ends of the floor and striving to become a lockdown defender and a top-level defensive rebounder among ACC guards

- Added 23 pounds between August 2019 and October 2021, while maintaining the same body fat percentage

- Increased his one-step vertical jump by five inches (34.5 to 39.5) and his high touch by 6.5 inches (10-10.5 to 11-5) between May 2022 and September 2022, as well as upped his max power clean by 30 pounds (155 to 185), his max bench press by 25 pounds (200 to 225) and his max-rep chin-up count by five (15 to 20), the latter mark second-most on the team

- Scored in double figures in each of his first nine starts, beginning with a 19-point performance at North Carolina (1/25/20), after not tallying even nine points in any of his first 18 appearances

- Averaged 3.1 points, 1.7 rebounds and 0.6 assists in 12.9 minutes per game through his first 18 outings, shooting 29.7% overall, 30.8% from deep and 60.9% at the line; in his next 40 outings (rest of 2019-20 and all of 2020-21), averaged 16.2 points, 4.8 rebounds and 2.1 assists in 34.6 minutes per game, shooting 44.2% from the floor, 35.7% on 3-pointers and 83.9% at the stripe

- With 23 points at eighth-ranked Florida State (2/8/20), became the eighth Miami freshman (sixth true) with a 20-point performance in the ACC era (2004-05) and the third of that group to do so on the road

- His 27 points at Virginia Tech (2/19/20) are the 10th-most by a Miami freshman—ninth-most by a true freshman—since the program rebirth (1985-86) and he is the ninth freshman (eighth true) since then to log a 25-point outing, including the fifth freshman (fourth true) to do so on the road

- The lone six DI players in a 12-year stretch from 2010-11 to 2021-22 to post 27-plus points, 12-plus rebounds and 14-plus made free throws in a game without a miss were Wong (2/19/20 at Virginia Tech), Jackson State's Tristan Jarrett (3/1/21 vs. Arkansas-Pine Bluff), Coastal Carolina's DeVante Jones (3/7/20 at UT Arlington), South Dakota State's Mike Daum (1/3/18 at North Dakota State), High Point's John Brown (2/15/14 at Radford) and USC's Nikola Vucevic (12/29/10 vs. Washington)

- Claimed two straight ACC Freshman of the Week accolades—only six prior Miami players won the award even once—in 2019-20, becoming the third Hurricane to win back-to-back weekly conference rookie accolades, joining Lonnie Walker (2017-18) and Tim James (1995-96 in the BIG EAST), as well as just the 14th individual from any school to do so in the decade stretch from 2010-11 to 2019-20, with eight of the prior 13 going top-10 in the NBA Draft and all making the NBA

- Connected on 32 consecutive free throws over the course of two seasons, from his second attempt on 2/12/20 against Boston College through his second attempt on 12/4/20 versus Stetson

- Talled career highs in points (30), assists (six) and made field goals (12) in the win over No. 16/18 Louisville (1/16/21), while tying a career best in made 3-pointers (three), grabbing seven rebounds and committing zero turnovers in 39 minutes, becoming the first Miami player in 25 seasons to log at least 30p/5r/5a, per ESPN Stats & Info

- One of five Hurricanes to score 30-plus points in a game under Jim Larrañaga, joining Bruce Brown Jr. (30 on 1/28/17 vs. No. 9/6 North Carolina), Sheldon McClellan (31 on 11/25/14 at Charlotte), Durand Scott (32 on 3/16/13 vs. NC State in ACCT) and Kenny Kadji (30 on 1/12/12 vs. UNCG)

- Over the course of 11 seasons (2011-12 to 2021-22), was one of two ACC players, alongside North Carolina's Marcus Paige (1/4/16 at Florida State), to record 30p/5r/5a in a game with zero turnovers

- One of five players to record 30p/5r/5a/0t against a DI foe in 2020-21, alongside Jason Preston of Ohio, Tommy Kuhse of St. Mary's, Tavin Lovan of UAB and Miles McBride of West Virginia

- One of seven ACCs player in an 11-year span from 2011-12 to 2021-22 to register 30p/7r/6a in a contest, joining NC State's Anthony Barber, Duke's RJ Barrett, Boston College's Ky Bowman, NC State's Dereon Seabron, NC State's Dennis Smith and Wake Forest's Alondes Williams, with Wong the only one to tally zero turnovers

- Among the 13 players to post 30p/7r/6a versus a DI foe in 2020-21, including one of just three for or against a Power Five team, alongside Washington State's Noah Williams (2/18/21 vs. Cal) and Nebraska's Teddy Allen (2/23/21 vs. Penn State)

- Owns two of the three 19p/7r/6a games by a Hurricane during Jim Larrañaga's tenure—Durand Scott (24p/8r/7a) posted the other on 2/1/12 vs. Maryland—and is one of 15 ACC players in that same span (2011-12 to 2021-22) with multiple such games in a season, alongside Paolo Banchemo, Anthony Barber, RJ Barrett, Ky Bowman, Elijah Hughes, Tre Jones, Jake LaRavia, Wendell Moore Jr., Lamar Patterson, Dereon Seabron, Dennis Smith Jr., Coby White, Alondes Williams, Michael Young

- Co-led the ACC with 11 20-point performances in 2020-21 and finished as one of four ACC players—joining Syracuse's Buddy Boeheim (six), Georgia Tech's Jose Alvarado (four) and Georgia Tech's Moses Wright (four)—to log four 25-point showings in 2020-21, as well as the first of three—alongside Boeheim and Wright—to reach 28 points three times

- Placed No. 12 in the 2020-21 All-ACC balloting with 102 points to earn Third Team All-ACC status and become the first Hurricane to make an all-conference team since Davon Reed in 2016-17

- Finished as the runner-up for 2020-21 ACC Most Improved Player, logging 13 votes to the 17 earned by Duke's Matthew Hurt, becoming the second Hurricane to place second for the honor, alongside Tonye Jekiri in 2014-15

- **10-Rebound Games:** Two (zero in 2022-23)

- **10-Assist Games:** One (one in 2022-23)

- **Five-Assist Games:** 11 (six in 2022-23)

2022-23				
Opposition	P	R	A	
Lafayette	16	5	4	
UNC Greensboro	15	4	3	
Florida A&M	5	6	7	
vs. Providence	18	3	3	
vs. Maryland	22	2	3	
St. Francis Brooklyn	10	6	3	
at UCF	8	3	1	
Rutgers	16	3	4	
at Louisville	10	5	1	
Cornell	36	7	6	
NC State	22	5	8	
St. Francis (PA)	22	5	10	
Virginia	24	6	5	
Vermont	CANCELED			
at Notre Dame	15	4	3	
at Georgia Tech	6	6	3	
Boston College	22	2	3	
at NC State	25	6	1	
Syracuse	9	3	1	
at Duke	7	2	1	
at Florida State	18	9	3	
at Pittsburgh	14	6	2	
Virginia Tech	18	2	2	
at Clemson	15	4	3	
Duke	11	3	4	
Louisville	21	4	4	
at North Carolina	10	6	4	
Wake Forest	27	2	3	
at Virginia Tech	13	3	1	
Florida State	14	3	3	
Pittsburgh	9	6	4	
vs. Wake Forest	17	3	5	
vs. Duke	22	2	2	
vs. Drake	-	-	-	

2020-21				
Opposition	P	R	A	
North Florida	20	7	2	
Stetson	17	12	3	
Purdue	11	3	1	
FGCU	20	3	1	
Pittsburgh	21	3	1	
Jacksonville	25	9	1	
at Virginia Tech	16	5	3	
Clemson	13	5	4	
North Carolina	8	4	0	
at NC State	24	9	2	
at Boston College	6	5	3	
Louisville	30	7	6	
at Syracuse	16	4	0	
Notre Dame	16	4	3	
at Florida State	21	1	3	
at Wake Forest	14	7	1	
Duke	16	3	3	
Virginia Tech	19	8	6	
at Notre Dame	17	3	1	
Georgia Tech	4	3	1	
Florida State	29	4	1	
at Clemson	28	3	1	
at Virginia	10	6	2	
Boston College	9	1	5	
vs. Pittsburgh	20	2	4	
vs. Clemson	20	6	2	
vs. Georgia Tech	12	2	4	

2021-22				
Opposition	P	R	A	
Canisius	7	2	2	
UCF	20	5	3	
at Florida Atlantic	18	4	0	
Florida A&M	19	5	2	
vs. Dayton	10	4	1	
vs. vs. North Texas	21	2	1	
vs. Alabama	14	3	3	
at Penn State	12	5	1	
Clemson	13	3	4	
Lipscomb	20	3	0	
vs. Fordham	17	7	2	
Stetson	16	6	4	
NC State	19	5	4	
Wake Forest	25	2	4	
Syracuse	14	2	3	
at Duke	15	4	1	
at Florida State	10	1	5	
North Carolina	25	8	2	
Florida State	22	4	2	
at Virginia Tech	12	1	0	
at Georgia Tech	8	6	3	
Notre Dame	18	4	2	
at Virginia	6	5	1	
Georgia Tech	14	7	1	
at Wake Forest	20	7	1	
at Louisville	15	8	1	
Virginia	10	7	3	
at Pittsburgh	4	0	1	
Virginia Tech	14	3	0	
at Boston College	27	7	1	
at Syracuse	15	3	2	
vs. Boston College	14	6	6	
vs. Duke	7	2	0	
vs. USC	22	4	1	
vs. Auburn	21	6	2	
vs. Iowa State	7	4	3	
vs. Kansas	15	3	3	

2019-20				
Opposition	P	R	A	
Louisville	2	2	0	
at UCF	4	1	0	
at Florida Atlantic	0	1	0	
Quinnipiac	7	1	2	
vs. Missouri State	5	0	2	
vs. Florida	5	3	1	
vs. UConn	7	1	3	
at Illinois	2	2	0	
Alabama A&M	4	2	1	
vs. Temple	0	0	0	
Coppin State	3	2	2	
at Clemson	0	1	0	
Duke	2	1	0	
at Louisville	3	2	0	
Pittsburgh	2	3	0	
at NC State	2	6	0	
Florida State	0	0	0	
at Duke	8	1	0	
at North Carolina	19	2	3	
Virginia Tech	10	1	1	
at Pittsburgh	15	2	0	
NC State	12	7	2	
at Florida State	23	1	1	
Boston College	21	5	3	
Wake Forest	13	4	3	
at Virginia Tech	27	12	1	
at Notre Dame	12	3	0	
at Georgia Tech	6	6	0	
Virginia	0	3	0	
Syracuse	18	9	4	
vs. Clemson	8	6	3	

WONG CAREER / SEASON HIGHS

Points

Career: 36, vs. Cornell, 12/7/22

Season: 36, vs. Cornell, 12/7/22

ACC: 30, vs. Louisville, 1/16/21

Rebounds

Career: 12*, vs. Stetson, 12/4/20

Season: 9, at Florida State, 1/24/23

ACC: 12, at Virginia Tech, 2/19/20

Assists

Career: 10, vs. St. Francis (PA), 12/17/22

Season: 10, vs. St. Francis (PA), 12/17/22

ACC: 8, vs. NC State, 12/10/22

Steals

Career: 5, vs. Virginia Tech, 1/31/23

Season: 5, vs. Virginia Tech, 1/31/23

ACC: 5, vs. Virginia Tech, 1/31/23

Blocked Shots

Career: 3, vs. St. Francis (PA), 12/17/22

Season: 3, vs. St. Francis (PA), 12/17/22

ACC: 2*, at Syracuse, 3/5/22

Field Goals Made

Career: 12, vs. Louisville, 1/16/21

Season: 12, vs. Louisville, 1/16/21

ACC: 12, vs. Louisville, 1/16/21

Field Goal Attempts

Career: 20, vs. Louisville, 1/16/21

Season: 18, vs. St. Francis (PA), 12/17/22

ACC: 20, vs. Louisville, 1/16/21

3-Point Field Goals Made

Career: 5*, vs. Cornell, 12/7/22

Season: 5, vs. Cornell, 12/7/22

ACC: 5*, at Boston College, 3/2/22

3-Point Field Goal Attempts

Career: 12, at Syracuse, 1/19/21

Season: 9*, vs. St. Francis (PA), 12/17/22

ACC: 12, at Syracuse, 1/19/21

Free Throws Made

Career: 14, at Virginia Tech, 2/19/20

Season: 9*, at NC State, 1/14/23

ACC: 14, at Virginia Tech, 2/19/20

Free Throw Attempts

Career: 14, at Virginia Tech, 2/19/20

Season: 10, at NC State, 1/14/23

ACC: 14, at Virginia Tech, 2/19/20

Minutes

Career: 42A*, vs. Boston College, 3/10/22

Season: 38*, vs. St. Francis (PA), 12/17/22

ACC: 42, at Virginia Tech, 2/19/20

* Recorded more than once with most recent listed

^ ACC Tournament



ISAIAH WONG

#2

- Scored the game-winning basket at Florida Atlantic (11/16/21) on a contested driving layup with 0.7 seconds remaining
- Tallied 14 of his 19 points in the final 10:09 of Miami's win over NC State (12/29/21), helping the Hurricanes rally back from an eight-point deficit to earn a sixth straight win
- Logged a then-season-high-tying 25 points and season-best eight rebounds in the win over North Carolina (1/18/22), finishing 5-of-8 from 3-point range to set a career high in makes
- Posted 20 points and a co-game-high seven rebounds at RV/No. 25 Wake Forest (2/12/22), icing the win with a contested, banked-in jump-shot with 11.2 ticks left that doubled the lead from two to four
- Made three free throws in the win at Louisville (2/16/22) to reach 171 in his career in ACC play, breaking the program record of 170 previously held by Durand Scott (2009-13) and Jack McClinton (2006-09)
- Scored a season-high 27 points at Boston College (3/2/22), finishing 9-of-16 (56.3 percent) from the floor, 5-of-9 (55.6 percent) on 3-pointers to tie a career high in makes and 4-of-4 (100 percent) at the line, becoming one of just 11 DI players in 2021-22 to reach each of those makes and percentage marks while scoring 27-plus points and grabbing seven-plus rebounds, including one of three in a Power Six league to do so
- Registered 22 points, including the team's first 13, in the NCAA Tournament Round of 64 victory over seventh-seeded USC (3/18/22)
- Scored 21 points in the second-round triumph over second-seeded Auburn (3/20/22), becoming the first Hurricane with 20-point showings in his first two NCAA Tournament games, per ESPN Stats & Info
- One of two DI players, alongside Baylor Scheierman, to average at least 15.0 points, 4.0 rebounds and 2.0 assists with fewer than 2.0 turnovers per game in both 2020-21 and 2021-22
- Second two-time Preseason All-ACC designee in program history, alongside Chris Lykes, and the only Hurricane with two such first-team recognitions
- Averaged 20.0 points, 3.0 assists and 3.0 steals per game on 48.4 percent shooting against Providence (11/19/22) and Maryland (11/20/22) to earn Naismith Basketball HOF Tip-Off All-Tournament Team honors
- Scored 16 points on 7-of-12 shooting, including a personal 7-0 run during Miami's second-half comeback run, and logged a career-high-tying two blocks in the victory over his hometown team, Rutgers (11/30/22)
- Dropped a career-high 36 points, shooting 11-of-17 overall, 5-of-8 from deep and 9-of-9 at the line, versus Cornell (12/7/22), becoming the first Hurricane to score over 30 points since Sheldon McClellan had 31 on 11/25/14 at Charlotte, notching the highest total by a Miami player since Jack McClinton posted 38 on 3/21/08 versus St. Mary's in the NCAA Tournament and becoming the first Power Six player with a 36-point showing in 2022-23
- Registered 22 points in the first half against the Big Red, tied for the ninth-most in a frame in Miami's ACC era (since 2004-05) and good for the top total since Kameron McGusty had the same mark after the break on 1/21/19 against Coppin State
- Totaled 22 points, five rebounds, a career-best eight assists and zero turnovers in the win over NC State (12/10/22), shooting 8-of-13 from the floor to help Miami come back from a 16-point deficit
- Earned numerous national player of the week awards (first Hurricane since Shane Larkin on 2/5/13 to win USBWA NPOW) and ACC Player of the Week distinction after averaging 29.0 points, 6.0 rebounds and 7.0 assists per game on 63.3 percent (19-of-30) shooting overall, 58.3 percent (7-of-12) beyond the arc and 92.9 percent (13-of-14) at the line in the victories over Cornell and NC State
- Recorded 22 points, a career-best 10 assists, five rebounds, a career-high three blocks and three steals versus St. Francis (PA) (12/17/22) for his third collegiate double-double and the first 10-assist outing by a Hurricane since Bruce Brown Jr., on 11/10/17 in a triple-double versus Gardner-Webb in the first game of the 2017-18 season, as well as became just the second DI player in the last 13 seasons to post a line of 20p/10a/5r/3b/3s in a game, alongside Charleston Southern's Phlandrous Fleming on 1/25/20 at Gardner-Webb
- Tallied 24 points, six rebounds and five assists in the win against sixth-ranked Virginia (12/20/22) to become the first Hurricane since Jack McClinton in January 2009 with four straight 20-point games and, per Jared Berson, the second high-major player in the last decade with four consecutive 20-point, five-assist, five-rebound performances, alongside Michigan State's Denzel Valentine during his 2015-16 AP National Player of the Year campaign
- Earned his second ACC Player of the Week distinction on 12/27/22 following his performance in the win over the Cavaliers, becoming the fourth multiple-time honoree in program history, alongside Jack McClinton, Durand Scott and Kameron McGusty, with Scott (2012-13) the only other Hurricane to claim two honors in a single season
- With a 15-point performance at Notre Dame (12/30/22), became the 11th Hurricane to notched 1,500 career points and also reached 889 points in ACC play, passing Jack McClinton (888) to break the program record that stood since 2009
- Posted 22 points, his fifth time reaching that figure in a seven-game stretch, on 7-of-9 shooting, including a 3-of-4 mark from 3-point range, in the win over Boston College (1/11/23)
- Amassed 25 points in the overtime game at NC State (1/14/23), his sixth 20-point showing in eight outings, finishing 7-of-9 from the floor, 2-of-3 beyond the arc and 9-of-10 at the line
- Put up 18 points, a season-best nine rebounds, three assists and zero turnovers, despite playing with a sinus infection, in the 23-point win at Florida State (1/24/23)
- Totaled 18 points, including 16 in the first half, to go along with a career-high five steals in the win over Virginia Tech (1/31/23), finishing 6-of-6 from the free-throw line
- In his 100th collegiate start, recorded 21 points, four rebounds and four assists versus Louisville (2/11/23), shooting 8-of-12 from the floor, 2-of-3 on 3-pointers and 3-of-3 at the stripe
- Scored a game-best 27 points against Wake Forest (2/18/23), including posting a personal 13-0 run in just 1:52 of action, and finished 9-of-16 overall, 2-of-3 from deep and 7-of-9 at the line, en route to becoming the eighth Hurricane with over 1,700 career points and passing Jack McClinton (2006-09) for seventh place on Miami's all-time scoring list
- Moved past Tim James (1995-99) and Robert Hite (2002-06) to enter the top five on the program's all-time scoring list with a 13-point performance at Virginia Tech (2/21/23)
- Shot 87-of-103 from the line in ACC play, setting a program record for makes in a single season and tying for the most attempts, surpassing and matching Sheldon McClellan's 86-of-103 mark in 2015-16, respectively
- Second Hurricane win ACC Player of the Year, alongside Shane Larkin in 2012-13 (Tim James also won BIG EAST Player of the Year in 1998-99)
- Led all players with 337 points in All-ACC balloting and became the fourth Hurricane named a First Team All-ACC selection, joining Kameron McGusty in 2021-22, Jack McClinton in both 2007-08 & 2008-09 and Shane Larkin in 2012-13 (Tim James in both 1997-98 & 1998-99 and Johnny Hemsley in 1998-99 earned First Team All-BIG EAST status)
- Second three-time All-ACC honoree in program history, alongside Jack McClinton from 2007-09 (Tim James from 1997-99 and Darius Rice from 2002-04 were three-time All-BIG EAST honorees)
- One of two ACC players, alongside North Carolina's Armando Bacot, among the 15 finalists on the Wooden Award National Ballot and one of four ACC players among the 25 finalists for the Lute Olson National Player of the Year, as well as the only ACC player chosen as one of five Jerry West Award finalists
- Registered 17 points and five assists on 7-of-10 shooting in the ACC Tournament win over Wake Forest (3/9/23), good for the third-best single-game field-goal clip ever by a Hurricane (min. six FGM) in ACC Tournament competition, and followed that with a game-high 22 points in the ACC Tournament semifinals against No. 21 Duke (3/10/23)
- Became the fourth Hurricane—fifth occurrence—to earn ACC All-Tournament First Team status and the third to be a two-time ACC All-Tournament honoree after finishing fourth among all players in field-goal percentage (60.0), fifth in scoring (19.5) and co-No. 14 in steals (1.5)
- Fourth Miami player to receive NABC All-District 2 accolades in Jim Larrañaga's 12-year tenure, following Kenny Kadji (2012-13), Shane Larkin (2012-13) and Kameron McGusty (2021-22)
- Named an NABC Third Team All-American, becoming the sixth All-American in program history, the third since the 1985-86 rebirth (Tim James in 1998-99 and Shane Larkin in 2012-13) and the second since Miami joined the ACC in 2004-05 (Larkin)

As a Fourth-Year Junior (2022-23): *NABC Third Team All-American ... Associated Press All-America Honorable Mention ... USBWA All-America Honorable Mention ... ACC Player of the Year ... First Team All-ACC ... Associated Press First Team All-ACC ... USBWA All-District IV ... NABC First Team All-District 2 ... Wooden Award Preseason Watch List & Midseason Top 25 Watch List & Late Season Top 20 List & National Ballot Finalist ... Lute Olson NPOY Finalist & Watch List ... Naismith Trophy Preseason Watch List & Midseason Team ... USBWA Oscar Robertson Trophy Midseason Watch List ... NABC Player of the Year Watch List ... Jerry West Award Finalist & Top 10 Candidate & Preseason Watch List ... ACC All-Tournament First Team ... Preseason First Team All-ACC ... USBWA Oscar Robertson National Player of the Week (12/13) ... Lute Olson National Player of the Week (12/12) ... Field of 68 National Player of the Week (12/12) ... Two-time ACC Player of the Week (12/12 & 12/27) ... Naismith Basketball HOF Tip-Off All-Tournament Team*

As a Third-Year Sophomore (2021-22): *Third Team All-ACC ... Preseason First Team All-ACC ... Jerry West Award Preseason Watch List*

One of four Hurricanes to appear in all 37 contests, starting 36 ... Averaged 15.3 points, 4.3 rebounds, 2.0 assists and 0.9 steals in 33.8 minutes per game ... Shot 45.2 percent from the floor and 74.8 percent at the line ... Placed second among Hurricanes in scoring, made field goals (207), free-throw percentage, made free throws (104), free-throw attempts (139) and minutes ... Ranked third in rebounding, assists, made 3-pointers (48) and defensive rebounding (3.6) ... The 42nd 1,000-point scorer in program history and 27th to hit that mark in three or fewer seasons ... Logged the fourth-most single-season minutes (1,252) and co-fifth-most single-season starts in program history ... In ACC-only play, finished third on Miami's single-season leaderboard in minutes (679), fourth in made field goals (109), fifth in points (306), co-eighth in free-throw attempts (77) and ninth in made free throws (58) ... Set the program's career record for made free throws in ACC play (182) ...



ISAIAH WONG

#2

Made the fifth-most free throws (eight) in an NCAA Tournament game by a Hurricane ... Fifth Miami player to make five free throws in an NCAA Tournament contest without a miss (5-of-5) ... Fourth Hurricane to earn multiple All-ACC honors in a career, alongside Jack McClinton (2006-07, 2007-08 and 2008-09), Guillermo Diaz (2004-05 and 2005-06) and Kenny Kadji (2011-12 and 2012-13) ... Ranked fourth in the ACC in made field goals (No. 68 in NCAA), No. 10 in 20-point games (10), No. 11 in free-throw percentage and No. 13 in points per game ... In ACC-only action, finished No. 12 in free-throw percentage (75.3), co-No. 12 in made field goals (109) and No. 14 in scoring (15.3) ... Nationally, placed No. 17 among DI players in total minutes, No. 53 in field-goal attempts (458) and No. 83 in total points (566) ... First ACC player since Wayne Ellington (2007-09) to post a second straight season averaging 15-plus points, four-plus rebounds and two-plus assists with fewer than two turnovers per game ... One of 64 DI players with at least 28 13-point outings ... Scored in double digits 31 times, including in 19 straight games, with 15-plus on 20 occasions, including eight in a 10-game stretch ... Tallied 25-plus in four of his 10 20-point outings ... Snatched at least five rebounds 16 times, including five in a row, with seven-plus seven times, including four straight ... Distributed three-plus assists on 13 occasions, with five-plus twice ... Posted multiple steals in 11 games, including four in a row ... Played over 30 minutes in all but four games, with 35-plus 10 times and 39-plus thrice ... Led or co-led the Hurricanes in scoring 11 times, in rebounding six times, in assists six times, in steals six times and in blocks four times ... Tied for the second-most made field goals (11) and the third-most points (27) by a Miami player in a single game, as well as recorded two of the four instances with six-plus made free throws without a miss. *Additional season information available on [MiamiHurricanes.com](#) website bio page.*

As a Sophomore (2020-21): *Third Team All-ACC ... ACC All-Tournament Second Team*

Season did not count towards eligibility due to COVID-19 pandemic ... One of two Hurricanes to appear in all 27 games, leading the team with 26 starts ... Averaged 17.1 points, 4.8 rebounds, 2.4 assists and 1.1 steals per game ... Paced Miami in scoring and minutes (35.5) averages, while finishing third in rebounds, assists and steals per contest ... Second Hurricane—third occurrence—since the program rebirth (1985-86) to average at least 16.0 points 4.5 rebounds and 2.0 assists per game, alongside Eric Brown (twice) ... Seventh Miami player since the rebirth to average 35-plus minutes per game, tying for fifth place at 35.5 ... Finished top-10 on Miami's single-season ACC-only leaderboards in six categories: tied for second in made free throws (69), third in made field goals (104), third in free-throw attempts (84), tied for fourth in minutes per game (35.1), fifth in scoring (16.1) and tied for ninth in made 3-pointers (40) ... Tallied the most single-season 20-point games by a Hurricane in the Jim Larrañaga era and tied for the most 25-point showings ... Tied for the second-most made field goals by a Hurricane in an ACC game (12), becoming the third—fourth occurrence—to reach that number, including the first since Jack McClinton on 2/7/09 ... Fifth Hurricane to score 30 points in a game under Jim Larrañaga and first since Bruce Brown Jr., on 1/28/17 ... Just the third Hurricane with back-to-back 20-point games in the ACC Tournament, including the second, alongside Shane Larkin, to do so in the same year ... Runner-up in ACC Most Improved Player voting ... One of three ACC players with a trio of 28-point outings and one of four with at least four 25-point games ... Co-led the ACC with 11 20-point performances ... Led the ACC in total points (462; No. 47 in NCAA), made free throws (102; No. 61 in NCAA) and free throws attempted (127; No. 75 in NCAA) ... Placed fourth in the ACC in free-throw percentage (80.3), made field goals (155; No. 86 in NCAA) and total minutes (958; No. 54 in NCAA) ... Ranked fifth in the ACC in points per game (17.1) and minutes per game (35.5), plus ninth in made 3-pointers (50), No. 12 in field goal percentage (43.1) and No. 16 in total steals (30) ... In league-only action, led the ACC in free throws made (69) and attempted (84), as well as placed second in total points (317) and total minutes (666), plus tied for second in 20-point games (six) ... Also finished fourth in made field goals (104), sixth in points per game (16.7), sixth in free-throw percentage (82.1), seventh in made 3-pointers (40), eighth in minutes per game (35.1) and No. 14 in field-goal percentage (41.8) ... Tied for the fourth-most made field goals in a game by an ACC player, notching one of the only six instances of someone reaching 12-plus ... Posted a plus-9.4 scoring increase from 2019-20, the seventh-best improvement of any Power Five player—just eight reached 9.0—and tops in the ACC ... One of four Power Five players to average at least 17.1 points, 4.7 rebounds, 2.3 assists and 1.0 steal per game ... Scored double-figure points 23 times, with 15-plus 18 times, 20-plus 11 times, 25-plus four times and 30 once ... Notched five-plus rebounds 12 times, including in eight of the first 12 games, with eight-plus four times ... Dished out four assists six times, including in three of the last four outings ... Logged multiple steals nine times, including in four of the first five contests ... Tallied one double-double ... Played 30-plus minutes 24 times, 35-plus 20 times and all 40 twice ... Committed three-plus turnovers just seven times, with four only twice ... Led Miami in scoring a team-best 16 times, as well in assists nine times to rank second, plus placed first in steals six times, in blocks six times and in rebounding four times. *Additional season information available on [MiamiHurricanes.com](#) website bio page.*

As a Freshman (2019-20): *Two-time ACC Freshman of the Week (2/17, 2/24) ... College Sports Madness ACC Player of the Week (2/17)*

One of three Hurricanes to appear in all 31 games, earning starts in the final 13 ... Averaged 7.7 points, 3.0 rebounds and 1.0 assist in 21.2 minutes per contest ... Shot 82.9 percent from the free-throw line and 37.3 percent from 3-point range, both second-best on the team ... Fourth Hurricane to win multiple ACC Freshman of the Week honors and the second to do so back-to-back, joining Lonnie Walker IV (February 2018) ... Lone player to claim the accolade consecutively in 2019-20 and just the 14th in the nine seasons since Jim Larrañaga got to Miami ... Tied for seventh in ACC-only free-throw percentage with an 80.9 clip ... Tied for the most made free throws in a game (14) without a miss by an ACC player—the second-best mark at Miami since the program rebirth in 1985-96—and tied for the third-most made free throws ... Fourth of five DI players in the last 10 years to record a 27-point, 12-rebound game while hitting 14 free throws without a miss and the first Power Six player to do so since USC junior Nikola Vucevic on 12/29/10 ... First DI freshman in the last decade to notch a 25-point, 10-rebound game while making 10 free throws without a miss and one of just three players nationally to do so in 2019-20, joining Washington State sophomore CJ Elleby and Coastal Carolina sophomore DeVante' Jones ... First Miami freshman with a double-double since Bruce Brown Jr., on 12/22/16, first to do so in league play since Dwayne Collins on 2/21/07 and first to do so on the road since Collins on 1/16/07 ... Sixth Miami freshman (fifth true) since the program rebirth to notch back-to-back 20-point games, including the second in the ACC era and fourth in league play ... Fifth Miami freshman (fourth true) since the program rebirth with multiple 20-point road games and the second to do so in conference action, joining Darius Rice (2000-01 in the BIG EAST) ... One of 13 Miami freshmen (11 true) since the program rebirth with at least three 20-point showings, including the fourth of the ACC era, alongside Lonnie Walker IV (2017-18), Bruce Brown Jr. (2016-17) and Durand Scott (2009-10) ... Ninth freshman (eighth true) since the program rebirth to tally a 25-point performance, including the fifth (fourth true) to do so on the road ... Logged the second-best single-season free-throw percentage and third-most made free throws (63) by a Miami freshman in the ACC era, as well as played the second-most minutes (42) in a game by a Miami freshman in that time ... Shot 49-of-53 (92.5 percent) from the line in the last 13 games, making his final 28 attempts ... Posted the most (14) and tied for the second-most (eight) made free throws in a game by a Hurricane, as well as tied for the best single-game field goal clip (5-of-6), tallied three of the four perfect 3-point marks on multiple attempts and tied for the third-most points (27) in an outing ... Scored 10-plus points 10 times, all in the final 13 games, notching 15-plus in six outings and 20-plus thrice ... Logged five-plus assists on seven occasions, reaching double figures once, and played 30-plus minutes eight times, all in the last 13 games ... Led the Hurricanes in scoring in seven outings and in rebounding three times. *Additional season information available on [MiamiHurricanes.com](#) website bio page.*

High School: Graduated from Monsignor Bonner (Pa.) ... Consensus top-90, four-star recruit ... Ranked No. 78 nationally, including No. 12 among point guards, by Rivals ... Tabbed No. 83 in the country and No. 16 among shooting guards by ESPN ... Listed No. 87 overall, including No. 13 among combo guards, by 247Sports, as well as No. 79 nationally in its composite rankings ... McDonald's All-American Game nominee ... Helped Bonner go 22-6 and reach the 4A state finals his senior season, logging 29 points and eight rebounds in the title game ... Averaged 22.0 points and 7.4 rebounds per game, claiming a second straight Philadelphia Catholic League MVP distinction ... Posted 22.3 points and 6.9 boards per game as a junior, winning his first PCL MVP award ... Attended Notre Dame (N.J.) the first two years of his high school tenure ... Won the Mercer County Tournament title as a freshman ... Notable Bonner alums include former NBA general managers John Nash and Ed Stefanski, former La Salle head men's basketball coach Ashley Howard, former 42-year Villanova head women's basketball coach Harry Perretta, 1973 Heisman Trophy winner John Cappelletti and 12-year NFL veteran Anthony Becht.

Personal: Full name is Isaiah Robert-Johan Wong ... Nickname is Zay ... Born Jan. 28, 2001 ... Parents are Terrence and Lachelle Wong ... Has two older brothers, Brian and Tyler, and a younger brother, Elijah ... Majoring in criminology with a minor in sport administration ... Favorite athlete is Kobe Bryant ... Best sports memory is making a game-winning shot against Roman Catholic in a league game as a senior ... Chose Miami because he felt it was a great opportunity and he could have a big role ... Committed to Miami over Clemson, Connecticut, Pittsburgh and Villanova.

CAREER STATISTICS					Total			3-Point			Free Throws			Rebounds				Scoring									
Year	GP	GS	Min	Avg	FG	FGA	Pct	FG	FGA	Pct	FT	FTA	Pct	Off	Def	Tot	Avg	PF	FO	Ast	TO	Blk	Stl	Pts	Avg		
2019-20	31	13	657	21.2	79	190	.416	19	51	.373	63	76	.829	33	59	92	3.0	43	0	32	52	11	15	240	7.7		
2020-21	27	26	960	35.6	155	360	.431	50	144	.347	102	127	.803	22	107	129	4.8	44	0	64	48	13	30	462	17.1		
2021-22	37	36	1252	33.8	207	458	.452	48	159	.302	104	139	.748	23	135	158	4.3	66	2	75	52	11	35	566	15.3		
2022-23	32	32	1060	33.1	168	371	.453	54	143	.378	127	152	.836	32	104	136	4.3	64	0	110	65	14	45	517	16.2		
TOTAL	127	107	3929	30.9	609	1379	.442	171	497	.344	396	494	.802	110	405	515	4.1	217	2	281	217	49	125	1785	14.1		

BOX SCORES

Official Basketball Box Score - Final Lafayette at Miami (FL) 11/02/23 Miami Center, Coral Gables 2022-23 Men's Basketball														
Record: 6-1														
Game Time: 1:30 PM Game Duration: 2:07 Attendance: 4,759														
Officiate: Raymon Soto, Leslie Jones, Anthony Davis														
Lafayette - 67														
NO. Name	Min	FG	3P	FT	Rebounds	Fouls	TP	AS	TS	TS	Blocks	BS	SA	SA
10 Josh Rivers	25:09	7-13	0-0	1-1	5	6	2	4	1	3	0	0	0	0
14 Kyle Jenkins	17:03	6-10	1-5	1-2	5	7	2	0	1	1	0	0	0	14
33 Leo O'Rourke	30:07	2-9	2-8	2-2	4	2	3	8	0	0	0	0	0	2
11 Jordan Miller	05:07	0-1	0-0	0-0	0	0	0	0	0	0	0	0	0	1
4 CJ Fulton	02:30	0-0	0-0	0-0	1	4	4	2	1	2	1	0	0	7
24 TJ Berger	29:02	2-12	0-0	1-6	7	5	1	6	2	2	0	0	0	3
44 Justin Vander Baan	22:11	0-7	0-1	3-2	0	2	3	0	0	0	0	0	0	12
21 Ryan Patti	18:13	0-3	0-3	0-0	0	1	1	2	0	0	0	0	0	10
3 Drew Hines	02:22	0-0	0-0	0-0	0	0	0	0	0	0	0	0	0	1
11 Isaiah Thompson	00:53	0-0	0-0	0-0	0	0	0	0	0	0	0	0	0	1
5 Eric Sondberg	00:22	0-0	0-0	0-0	0	0	0	0	0	0	0	0	0	1
15 Chris Roberts	02:22	0-0	0-0	0-0	0	0	0	0	0	0	0	0	0	1
Totals	15:52	10-38	0-5	2-5	25	34	21	17	54	14	2	1	1	112

Miami (FL) - 67														
Record: 1-3														
Game Time: 1:30 PM Game Duration: 2:07 Attendance: 4,759														
Officiate: Raymon Soto, Leslie Jones, Anthony Davis														
Miami (FL) - 67														
NO. Name	Min	FG	3P	FT	Rebounds	Fouls	TP	AS	TS	TS	Blocks	BS	SA	SA
15 Norchad Omair	34:58	3-8	0-1	5-9	8	12	2	19	0	1	2	0	0	10
2 Isaiah Wong	06:18	3-5	0-0	3-4	1	4	5	18	4	0	0	0	0	1
11 Jordan Miller	03:25	4-9	1-4	0-0	2	3	1	0	0	0	0	0	0	20
24 Nigel Packer	02:30	5-11	4-0	2-2	3	5	3	2	16	2	0	0	0	20
55 Wouga Poplar	04:06	1-3	1-2	2-4	6	1	1	2	1	0	0	0	0	12
1 Anthony Walker	12:22	0-5	0-3	2-2	0	0	1	1	2	0	0	0	0	14
4 Barclay Joseph	08:22	2-5	0-3	2-5	1	4	5	1	0	0	0	0	0	8
5 Harland Beverly	02:52	0-2	1-1	0-0	0	0	0	0	0	0	0	0	0	1
Totals	21:58	10-38	0-5	12-25	16	25	17	52	14	2	1	2	12	112

Technical Fouls: NONE														
Biggest lead														
LAF														
Points from Turnovers														
Period by Period Scoring														
1st 2nd 3rd 4th														
LAF 30 24 54														
Lead Changes														
Times Tied														
4														
Time with Lead														
10:13 25:57														

Official Basketball Box Score - Final Miami (FL) at Providence 11/02/23 Matherly Gym, Providence 2022-23 Men's Basketball														
Record: 4-4														
Game Time: 1:02 PM Game Duration: 1:57 Attendance: 8,750														
Officiate: Doug Smith, Larkie Davis, Dan Hahn														
Miami (FL) - 74														
NO. Name	Min	FG	3P	FT	Rebounds	Fouls	TP	AS	TS	TS	Blocks	BS	SA	SA
15 Norchad Omair	31:11	7-12	0-0	5-5	4	8	12	2	19	0	1	2	1	3
2 Isaiah Wong	06:18	3-5	0-0	3-4	1	4	5	18	4	0	0	0	0	1
11 Jordan Miller	03:25	4-9	1-4	0-0	2	3	1	0	0	0	0	0	0	20
24 Nigel Packer	02:30	5-11	4-0	2-2	3	5	3	2	16	2	0	0	0	20
55 Wouga Poplar	04:06	1-3	1-2	2-4	6	1	1	2	1	0	0	0	0	12
4 Barclay Joseph	17:08	3-5	1-3	0-0	1	1	3	1	7	1	0	0	0	14
15 Norchad Omair	01:13	0-0	0-0	0-0	0	0	0	0	0	0	0	0	0	1
1 Anthony Walker	07:05	0-1	0-0	0-0	0	1	1	0	0	0	0	0	0	8
5 Harland Beverly	00:21	0-1	0-0	0-0	0	0	0	0	0	0	0	0	0	1
4 AJ Casey	00:49	0-1	0-0	0-0	0	0	0	0	0	0	0	0	0	1
Totals	21:58	10-38	0-5	12-25	16	25	17	52	14	2	1	2	12	112

Providence - 64														
Record: 3-1														
Game Time: 1:02 PM Game Duration: 1:57 Attendance: 8,750														
Officiate: Doug Smith, Larkie Davis, Dan Hahn														
Providence - 64														
NO. Name	Min	FG	3P	FT	Rebounds	Fouls	TP	AS	TS	TS	Blocks	BS	SA	SA
5 Ed Crossland	13:42	1-3	0-0	0-0	3	6	2	1	2	1	0	1	0	6
22 Bryce Hopkins	05:13	0-8	0-0	0-0	3	2	16	0	0	0	0	0	0	2
4 Jared Bryant	02:42	1-2	1-2	0-0	0	0	4	14	3	1	0	0	0	12
10 Norchad Omair	06:36	3-9	1-4	2-4	1	4	1	2	9	0	0	0	0	2
22 Down Carter	02:14	0-1	0-0	0-0	0	0	0	0	0	0	0	0	0	1
1 Jayden Pineda	07:38	0-1	0-0	0-0	0	0	0	0	0	0	0	0	0	8
21 Clinton Moore	02:08	0-1	0-0	0-0	0	0	0	0	0	0	0	0	0	1
1 Alyn Breda	11:04	3-4	1-2	0-0	0	1	1	6	2	0	0	0	0	7
30 Rafael Carter	03:39	0-0	0-0	0-0	0	0	0	0	0	0	0	0	0	4
14 Corey Floyd, Jr.	03:38	0-0	0-0	0-0	0	0	0	0	0	0	0	0	0	4
Totals	21:50	5-21	1-7	2-2	23	29	18	64	14	2	1	2	12	112

Technical Fouls: NONE														
Biggest lead														
MIA														
Points from Turnovers														
Period by Period Scoring														
1st 2nd 3rd 4th														
MIA 36 36 74														
Lead Changes														
Times Tied														
5														
Time with Lead														
30:45 05:36														

Official Basketball Box Score - Final														Game Time: 0:00	
Miami (FL) at UCF														Date: 11/02/23	
11/02/23 Matherly Gymnasium, Orlando														Location: 11/02/23	
2022-23 Men's Basketball														Officials: Pat Mason, Gus Young, Jeffery Williams	
Miami (FL) - 68														Scoring by Period	
Record: 6-1															
No.	Name	PG	SP	PT	FT	Rebounds	Fouls	TO	AS	TS	Blocks	PF	pts		
15	Norcross Hunter	21	48	0	0	24	8	15	2	1	0	4	11		
1	Wicks Jalen	15	35	1	1	15	5	10	2	1	0	2	10		
11	Jordan Miller	32	22	41	22	34	1	2	3	1	1	2	0		
4	Wicks Jalen	15	35	1	1	15	5	10	2	1	0	2	10		
5	Wiggins Patrick	46	20	14	0	9	1	1	1	1	1	3	0		
4	Al Casey	16	17	1	1	0	1	0	2	0	0	0	6		
3	Wicks Jalen	15	35	1	1	15	5	10	2	1	0	2	10		
5	Holland Beverly	33	33	0	1	0	0	1	0	1	1	0	0		
1	Wicks Jalen	15	35	1	1	15	5	10	2	1	0	2	10		
12	Fairour Akeem	02	58	0	0	0	0	0	0	0	0	0	0		
Team														20-54 61 18 18 18 14 8 1 2 2	

BOX SCORES

NCAA Official Basketball Box Score - Final
Virginia at Miami (FL)
10/20/23 Meters Court, Coral Gables
2023 Meters Basketball
Attendance: 7,527

Record: 8-2 (4-1)												
NO. Name	Min	FG	SP	FT	Rebounds	Fouls	TP	AS	TS	Blocks	BS	BA
1 Jaydon Gardner	30:26	4-10	0-0	2-2	2	2	2	0	2	0	0	1
2 Isaiah Wong	10:03	0-0	0-0	0-0	1	2	0	0	0	0	0	1
3 Keith Clark	30:00	2-10	1-3	8-9	2	2	4	2	13	0	0	1
4 Rance Beckman	10:03	0-0	0-0	0-0	1	2	0	0	0	0	0	1
4 Armaan Franklin	13:04	0-7	0-0	0-0	2	0	0	0	0	0	0	1
5 Ben Vander Pelt	27:19	7-13	4-9	2-2	2	4	3	2	9	0	0	1
11 Isaac McKinney	20:43	1-9	1-7	2-5	5	1	1	2	2	1	1	1
12 Taylor Murray	05:54	0-1	0-0	0-0	0	1	1	1	2	0	0	0
20 Francisco Calles	07:53	1-1	0-0	2-2	5	1	1	2	0	0	0	0
18 Ryan Dunn	16:29	0-2	0-0	0-0	1	2	1	1	0	0	0	0
Team	Totals	24-60	6-23	14-18	15	26	37	17	48	1	0	4

Record: 12-1 (4-4)												
NO. Name	Min	FG	SP	FT	Rebounds	Fouls	TP	AS	TS	Blocks	BS	BA
15 Norchad Omier	31:30	3-8	0-1	4-4	5	3	5	3	10	0	2	4
2 Isaiah Wong	36:57	11-18	2-3	5-5	3	6	8	4	13	0	0	1
11 Jordan Miller	30:34	3-9	1-4	4-4	1	4	2	2	11	0	1	1
24 Nijel Pack	48:16	1-10	1-2	3-3	0	1	1	1	10	0	0	0
15 Wouga Poplar	18:02	1-4	1-0	0-0	4	2	1	3	2	0	0	0
4 Bernley Joseph	27:42	3-5	2-2	0-1	3	3	2	3	8	0	0	0
1 Anthony Walker	06:18	0-1	0-0	0-0	0	0	0	0	0	0	0	0
5 Harford Beverly	03:52	0-2	0-0	0-0	0	0	0	0	0	0	0	0
0 AJ Casey	13:18	0-1	0-1	0-2	2	2	1	0	1	0	0	0
12 Faizur Aite	02:47	0-0	0-0	0-0	0	0	0	0	0	0	0	0
Team	Totals	21-59	7-22	17-22	28	34	37	17	65	0	2	5

Record: 12-1 (4-4)												
NO. Name	Min	FG	SP	FT	Rebounds	Fouls	TP	AS	TS	Blocks	BS	BA
15 Norchad Omier	31:30	3-8	0-1	4-4	5	3	5	3	10	0	2	4
2 Isaiah Wong	36:57	11-18	2-3	5-5	3	6	8	4	13	0	0	1
11 Jordan Miller	30:34	3-9	1-4	4-4	1	4	2	2	11	0	1	1
24 Nijel Pack	48:16	1-10	1-2	3-3	0	1	1	1	10	0	0	0
15 Wouga Poplar	18:02	1-4	1-0	0-0	4	2	1	3	2	0	0	0
4 Bernley Joseph	27:42	3-5	2-2	0-1	3	3	2	3	8	0	0	0
1 Anthony Walker	06:18	0-1	0-0	0-0	0	0	0	0	0	0	0	0
5 Harford Beverly	03:52	0-2	0-0	0-0	0	0	0	0	0	0	0	0
0 AJ Casey	13:18	0-1	0-1	0-2	2	2	1	0	1	0	0	0
12 Faizur Aite	02:47	0-0	0-0	0-0	0	0	0	0	0	0	0	0
Team	Totals	21-59	7-22	17-22	28	34	37	17	65	0	2	5

Record: 12-1 (4-4)												
NO. Name	Min	FG	SP	FT	Rebounds	Fouls	TP	AS	TS	Blocks	BS	BA
15 Norchad Omier	31:30	3-8	0-1	4-4	5	3	5	3	10	0	2	4
2 Isaiah Wong	36:57	11-18	2-3	5-5	3	6	8	4	13	0	0	1
11 Jordan Miller	30:34	3-9	1-4	4-4	1	4	2	2	11	0	1	1
24 Nijel Pack	48:16	1-10	1-2	3-3	0	1	1	1	10	0	0	0
15 Wouga Poplar	18:02	1-4	1-0	0-0	4	2	1	3	2	0	0	0
4 Bernley Joseph	27:42	3-5	2-2	0-1	3	3	2	3	8	0	0	0
1 Anthony Walker	06:18	0-1	0-0	0-0	0	0	0	0	0	0	0	0
5 Harford Beverly	03:52	0-2	0-0	0-0	0	0	0	0	0	0	0	0
0 AJ Casey	13:18	0-1	0-1	0-2	2	2	1	0	1	0	0	0
12 Faizur Aite	02:47	0-0	0-0	0-0	0	0	0	0	0	0	0	0
Team	Totals	21-59	7-22	17-22	28	34	37	17	65	0	2	5

NCAA Official Basketball Box Score - Final
Boston College at Miami (FL)
10/11/23 Meters Court, Coral Gables
2023 Meters Basketball
Attendance: 4,353

Record: 8-4 (2-4)												
NO. Name	Min	FG	SP	FT	Rebounds	Fouls	TP	AS	TS	Blocks	BS	BA
1 T.J. Bicknell	22:50	4-6	0-0	0-0	3	6	2	8	2	1	0	1
10 Prince Njige	15:57	1-1	0-0	0-0	0	0	0	0	0	0	0	0
3 Jackson Zachary	34:20	1-7	0-0	0-0	1	1	0	2	3	0	0	1
5 Delmar Langford Jr.	35:52	10-13	0-0	0-0	1	0	1	3	20	0	0	0
11 Mateo Anderson-Langford	17:32	1-2	1-2	0-1	1	1	0	2	1	0	0	0
24 CJ Patel	19:33	3-5	2-3	0-0	2	2	1	2	8	0	0	0
12 Quentin Post	17:22	4-7	0-0	0-0	3	3	1	10	0	0	0	0
40 Mason Mahan	12:56	1-2	1-1	0-0	0	0	0	0	0	0	0	0
21 Devin McGlockton	11:24	0-3	0-0	0-0	4	2	0	0	0	0	0	0
Team	Totals	32-63	4-9	0-0	15	17	14	3	52	0	0	1

Record: 14-2 (5-1)												
NO. Name	Min	FG	SP	FT	Rebounds	Fouls	TP	AS	TS	Blocks	BS	BA
15 Norchad Omier	30:19	6-9	0-0	1-2	4	1	2	4	13	0	1	0
2 Isaiah Wong	31:00	6-10	3-4	5-7	2	2	2	2	22	0	0	0
11 Jordan Miller	35:70	1-12	2-5	4-4	0	5	1	5	19	0	1	0
24 Nijel Pack	25:24	2-5	2-2	0-0	1	1	0	1	1	0	0	0
15 Wouga Poplar	15:03	1-3	0-0	0-0	1	1	0	1	2	0	0	0
1 Anthony Walker	11:04	0-1	0-0	0-0	0	0	0	0	1	0	0	0
4 Bernley Joseph	23:06	1-5	1-3	0-0	1	1	0	3	2	0	0	0
5 Harford Beverly	13:38	0-7	0-2	0-1	2	1	0	1	0	0	0	0
12 Faizur Aite	01:20	0-0	0-0	0-0	0	0	0	0	0	0	0	0
Team	Totals	32-63	10-30	12-15	8	25	14	3	61	0	1	0

Record: 14-2 (5-1)												
NO. Name	Min	FG	SP	FT	Rebounds	Fouls	TP	AS	TS	Blocks	BS	BA
15 Norchad Omier	30:19	6-9	0-0	1-2	4	1	2	4	13	0	1	0
2 Isaiah Wong	31:00	6-10	3-4	5-7	2	2	2	2	22	0	0	0
11 Jordan Miller	35:70	1-12	2-5	4-4	0	5	1	5	19	0	1	0
24 Nijel Pack	25:24	2-5	2-2	0-0	1	1	0	1	1	0	0	0
15 Wouga Poplar	15:03	1-3	0-0	0-0	1	1	0	1	2	0	0	0
1 Anthony Walker	11:04	0-1	0-0	0-0	0	0	0	0	1	0	0	0
4 Bernley Joseph	23:06	1-5	1-3	0-0	1	1	0	3	2	0	0	0
5 Harford Beverly	13:38	0-7	0-2	0-1	2	1	0	1	0	0	0	0
12 Faizur Aite	01:20	0-0	0-0	0-0	0	0	0	0	0	0	0	0
Team	Totals	32-63	10-30	12-15	8	25	14	3	61	0	1	0

NCAA Official Basketball Box Score - Final
#17 Miami at Duke
10/11/23 Meters Court, Durham, N.C.
2023 Duke Basketball
Attendance: 5,314

Record: 12-4 (5-1)												
NO. Name	Min	FG	SP	FT	Rebounds	Fouls	TP	AS	TS	Blocks	BS	BA
15 Norchad Omier	23:28	2-9	0-0	3-5	4	10	14	3	9	1	0	1
2 Isaiah Wong	30:08	2-8	0-0	1-2	4	2	2	2	7	1	0	1
11 Jordan Miller	35:70	1-12	2-5	4-4	0	5	1	5	19	0	1	0
24 Nijel Pack	33:21	4-9	2-2	0-1	0	3	0	2	18	0	0	0
15 Wouga Poplar	15:03	1-3	0-0	0-0	1	1	0	1	2	0	0	0
1 Anthony Walker	11:04	0-1	0-0	0-0	0	0	0	0	1	0	0	0
4 Bernley Joseph	23:06	1-5	1-3	0-0	1	1	0	3	2	0	0	0
5 Harford Beverly	13:38	0-7	0-2	0-1	2	1	0	1	0	0	0	0
0 AJ Casey	14:11	0-1	0-0	2-2	0	0	1	1	4	0	0	0
Team	Totals	32-63	10-30	12-15	8	25	14	3	61	0	1	0

Record: 14-2 (5-1)												
NO. Name	Min	FG	SP	FT	Rebounds	Fouls	TP	AS	TS	Blocks	BS	BA
15 Norchad Omier	23:28	2-9	0-0	3-5	4	10	14	3	9	1	0	1
2 Isaiah Wong	30:08	2-8	0-0	1-2	4	2	2	2	7	1	0	1
11 Jordan Miller	35:70	1-12	2-5	4-4	0	5	1	5	19	0	1	0
24 Nijel Pack	33:21	4-9	2-2	0-1	0	3	0	2	18	0	0	0
15 Wouga Poplar	15:03	1-3	0-0	0-0	1	1	0	1	2	0	0	0
1 Anthony Walker	11:04	0-1	0-0	0-0	0	0	0	0	1	0	0	0
4 Bernley Joseph	23:06	1-5	1-3	0-0	1	1	0	3	2	0	0	0
5 Harford Beverly	13:38	0-7	0-2	0-1	2	1	0	1	0	0	0	0
0 AJ Casey	14:11	0-1	0-0	2-2	0	0	1	1	4	0	0	0
Team	Totals	32-63	10-30	12-15	8	25	14	3	61	0	1	0

Record: 12-



SPECIALTY STATS

Date	Oppon.	W/L	Big.....Lead		Ties	Lead Chng	Lead...Time		Tied	Off.....Turn.		In.....Paint		2nd...Chan.		Fast.....Brk.		Bench...Pts	
			UM	OPP			UM	OPP		UM	OPP	UM	OPP	UM	OPP	UM	OPP	UM	OPP
11/7	Lafayette	W	13	4	4	8	25:57	10:13	3:50	13	9	16	12	11	12	7	0	11	15
11/11	UNCG	W	15	7	3	8	26:30	11:29	2:01	14	19	22	28	10	12	12	6	16	19
11/15	FAMU	W	28	4	3	5	32:27	3:44	3:49	25	3	50	26	18	12	23	3	23	31
11/19	v. Prov	W	15	4	3	1	30:45	5:56	3:19	19	7	38	28	16	4	8	11	9	12
11/20	v. UMD	L	2	20	4	7	1:25	35:18	3:17	18	11	32	40	10	18	11	12	5	8
11/23	SFBK	W	23	8	1	4	30:06	9:08	0:46	26	12	42	22	11	11	27	7	16	10
11/27	@ UCF	W	13	6	6	4	23:46	13:06	3:08	16	12	34	36	17	10	14	7	9	43
11/30	Rutgers	W	7	11	6	6	14:09	18:35	7:16	16	11	36	28	8	15	15	2	6	6
12/4	@ UofL*	W	32	3	0	2	37:18	1:29	1:13	17	20	44	26	13	5	10	6	30	15
12/7	Cornell	W	21	5	4	7	36:05	2:39	1:16	9	29	40	56	17	15	11	8	19	45
12/10	NCSU*	W	8	16	4	3	4:22	32:06	3:32	10	4	40	36	4	4	21	9	9	2
12/17	SFPA	W	19	6	6	14	23:50	12:34	3:36	16	12	46	34	8	12	23	0	11	7
12/20	Virginia*	W	15	2	1	1	38:48	0:34	0:38	3	11	18	28	12	11	9	0	8	31
12/30	@ ND*	W	14	3	3	4	34:53	2:43	2:24	25	7	42	30	9	10	10	0	6	17
1/4	@ GT*	L	6	12	7	9	10:04	26:50	3:06	13	6	32	30	26	15	8	13	8	4
1/11	BC*	W	21	3	2	3	35:27	3:02	1:31	11	17	38	48	3	11	11	2	18	21
1/14	@ NCSU*	L	5	10	8	18	20:33	20:10	4:17	7	23	36	52	3	16	18	13	20	35
1/16	'Cuse*	W	9	11	2	4	16:56	22:08	0:56	10	11	34	30	15	14	18	8	24	14
1/21	@ Duke*	L	4	8	5	14	8:23	26:19	5:18	8	2	22	26	9	16	11	0	11	26
1/24	@ FSU*	W	28	3	0	1	37:51	1:51	0:18	18	19	34	42	19	13	19	11	12	24
1/28	@ Pitt*	L	11	6	0	4	27:50	10:10	2:00	14	9	32	28	2	17	8	5	13	3
1/31	VT*	W	9	8	9	17	22:41	13:26	3:53	24	17	46	38	11	2	22	4	18	14
2/4	@ Clem*	W	12	6	6	5	24:00	10:52	5:08	10	13	26	34	9	4	10	12	7	18
2/6	Duke*	W	26	n/a	0	0	39:21	0:00	0:39	23	9	42	34	24	9	17	7	18	21
2/11	UofL*	W	11	3	1	2	36:15	3:02	0:43	20	4	34	40	19	11	17	4	12	17
2/13	@ UNC*	W	14	3	5	5	29:26	6:58	3:36	11	7	30	40	14	14	4	2	9	2
2/18	Wake*	W	14	4	4	8	34:59	3:02	1:59	34	12	40	34	8	14	20	5	7	20
2/21	@ VT*	W	10	9	5	3	23:53	13:14	2:53	16	13	38	34	3	9	9	4	12	11
2/25	FSU*	L	25	4	3	11	34:32	4:59	0:29	16	12	50	44	11	4	18	14	11	13
3/4	Pitt*	W	9	5	6	7	31:10	5:35	3:15	6	23	30	28	25	7	5	0	35	26
3/9	v. Wake	W	18	3	5	1	32:35	3:45	3:40	18	6	42	30	10	11	5	8	8	6
3/10	v. Duke	L	2	8	7	12	4:32	32:36	2:52	14	5	28	34	4	12	13	2	18	18
n/a	TOTALS	25-7	Hi 32	Hi 20	123	198	830:49	367:33	86:38	500	375	1,134	1,076	379	350	434	185	439	554
n/a	ACC	15-5	Hi 32	Hi 16	71	121	548:42	208:30	47:48	296	239	708	702	239	206	265	119	288	334



2022-23 Miami (FL) Men's Basketball
Player Highs Analysis
All games

Page 1/4
as of Mar 11, 2023

Miami (FL) - Individual Game Highs

POINTS	36		Isaiah Wong vs Cornell (12/07/2022)
	27		Isaiah Wong vs Wake Forest (02/18/2023)
	25		Isaiah Wong at NC State (01/14/2023)
	25		Jordan Miller vs NC State (12/10/2022)
	24		Nijel Pack vs Wake Forest (02/18/2023)
	24		Jordan Miller at North Carolina (02/13/2023)
	24		Isaiah Wong vs Virginia (12/20/2022)
FIELD GOALS MADE	11		Isaiah Wong vs Cornell (12/07/2022)
	10		Norchad Omier vs Florida A&M (11/15/2022)
FIELD GOAL ATTEMPTS	18		Isaiah Wong vs Saint Francis (PA) (12/17/2022)
	17		Nijel Pack vs Wake Forest (02/18/2023)
	17		Isaiah Wong vs Cornell (12/07/2022)
	17		Isaiah Wong vs Maryland (N) (11/20/2022)
FIELD GOAL PERCENTAGE (min 5 made)	1.000	(5-5)	Jordan Miller at Florida St. (01/24/2023)
	.875	(7-8)	Norchad Omier vs Wake Forest (02/18/2023)
3 PT FG MADE	6		Wooga Poplar vs Pittsburgh (03/04/2023)
	5		Nijel Pack vs Virginia Tech (01/31/2023)
	5		Nijel Pack vs Syracuse (01/16/2023)
	5		Nijel Pack at Notre Dame (12/30/2022)
	5		Isaiah Wong vs Cornell (12/07/2022)
3 PT FG ATTEMPTS	12		Nijel Pack at Georgia Tech (01/04/2023)
	10		Nijel Pack vs Lafayette (11/07/2022)
3 PT FG PERCENTAGE (min 2 made)	1.000	(4-4)	Bensley Joseph vs Cornell (12/07/2022)
	1.000	(2-2)	Norchad Omier vs Duke (02/06/2023)
	1.000	(2-2)	Wooga Poplar vs Duke (02/06/2023)
	1.000	(2-2)	Harlond Beverly vs Boston College (01/11/2023)
	1.000	(2-2)	Nijel Pack vs Boston College (01/11/2023)
	1.000	(2-2)	Wooga Poplar vs Boston College (01/11/2023)
	1.000	(2-2)	Bensley Joseph vs Virginia (12/20/2022)
FREE THROWS MADE	9		Norchad Omier vs Louisville (02/11/2023)
	9		Isaiah Wong at NC State (01/14/2023)
	9		Isaiah Wong vs Cornell (12/07/2022)
FREE THROW ATTEMPTS	10		Norchad Omier vs Louisville (02/11/2023)
	10		Isaiah Wong at NC State (01/14/2023)
FREE THROW PERCENTAGE (min 3 made)	1.000	(9-9)	Isaiah Wong vs Cornell (12/07/2022)
	1.000	(8-8)	Jordan Miller vs Pittsburgh (03/04/2023)
	1.000	(8-8)	Harlond Beverly vs Syracuse (01/16/2023)
	1.000	(7-7)	Isaiah Wong at Notre Dame (12/30/2022)
	1.000	(6-6)	Nijel Pack at Clemson (02/04/2023)
	1.000	(6-6)	Isaiah Wong vs Virginia Tech (01/31/2023)
	1.000	(5-5)	Jordan Miller vs Boston College (01/11/2023)
	1.000	(5-5)	Norchad Omier vs Providence (N) (11/19/2022)
	1.000	(4-4)	Isaiah Wong vs Duke (N) (03/10/2023)
	1.000	(4-4)	Bensley Joseph at Virginia Tech (02/21/2023)
	1.000	(4-4)	Isaiah Wong at North Carolina (02/13/2023)
	1.000	(4-4)	Jordan Miller vs Duke (02/06/2023)
	1.000	(4-4)	Wooga Poplar at Clemson (02/04/2023)
	1.000	(4-4)	Isaiah Wong at Florida St. (01/24/2023)
	1.000	(4-4)	Anthony Walker vs Syracuse (01/16/2023)
	1.000	(4-4)	Jordan Miller vs Virginia (12/20/2022)
	1.000	(4-4)	Norchad Omier vs Virginia (12/20/2022)
	1.000	(4-4)	Wooga Poplar vs Saint Francis (PA) (12/17/2022)
	1.000	(3-3)	Bensley Joseph vs Florida St. (02/25/2023)
	1.000	(3-3)	Isaiah Wong at Virginia Tech (02/21/2023)



**2022-23 Miami (FL) Men's Basketball
Player Highs Analysis
All games**

Page 2/4
as of Mar 11, 2023

Miami (FL) - Individual Game Highs

REBOUNDS	16	Norchad Omier vs Syracuse (01/16/2023)
	15	Norchad Omier vs Lafayette (11/07/2022)
ASSISTS	10	Isaiah Wong vs Saint Francis (PA) (12/17/2022)
	8	Isaiah Wong vs NC State (12/10/2022)
STEALS	6	Wooga Poplar at Georgia Tech (01/04/2023)
	5	Isaiah Wong vs Virginia Tech (01/31/2023)
BLOCKED SHOTS	4	Norchad Omier at NC State (01/14/2023)
	4	Norchad Omier vs Virginia (12/20/2022)
TURNOVERS	5	Norchad Omier vs Syracuse (01/16/2023)
	5	Norchad Omier vs UNC Greensboro (11/11/2022)
FOULS	5	Nijel Pack vs Wake Forest (N) (03/09/2023)
	5	Jordan Miller at Duke (01/21/2023)
	5	Norchad Omier at Georgia Tech (01/04/2023)
	5	Norchad Omier vs Virginia (12/20/2022)
	5	Norchad Omier at UCF (11/27/2022)

**Individual Double-Doubles (as of Mar 10, 2023)
All games**

Jordan Miller	17 pts, 10 reb; RUTGERS, 11/30/22
Jordan Miller	24 pts, 11 reb; at North Carolina, 02/13/23
Norchad Omier	11 pts, 15 reb; LAFAYETTE, 11/07/22
Norchad Omier	19 pts, 12 reb; vs Providence, 11/19/22
Norchad Omier	13 pts, 10 reb; ST. FRANCIS BROOKLYN, 11/23/22
Norchad Omier	10 pts, 13 reb; at UCF, 11/27/22
Norchad Omier	17 pts, 12 reb; CORNELL, 12/07/22
Norchad Omier	11 pts, 11 reb; NC STATE, 12/10/22
Norchad Omier	13 pts, 13 reb; BOSTON COLLEGE, 01/11/23
Norchad Omier	13 pts, 13 reb; at NC State, 01/14/23
Norchad Omier	16 pts, 16 reb; SYRACUSE, 01/16/23
Norchad Omier	12 pts, 11 reb; at Florida St., 01/24/23
Norchad Omier	17 pts, 10 reb; DUKE, 02/06/23
Norchad Omier	17 pts, 14 reb; at Virginia Tech, 02/21/23
Norchad Omier	15 pts, 13 reb; PITTSBURGH, 03/04/23
Norchad Omier	14 pts, 10 reb; vs Wake Forest, 03/09/23
Isaiah Wong	22 pts, 10 ast; SAINT FRANCIS (PA), 12/17/22



2022-23 Miami (FL) Men's Basketball
Team High/Low Analysis
All games

Page 1/4
as of Mar 11, 2023

Miami (FL) - Game Highs

POINTS	107		Cornell (12/07/2022)
	96		Wake Forest (02/18/2023)
	93		Louisville (02/11/2023)
	92		Virginia Tech (01/31/2023)
	91		Saint Francis (PA) (12/17/2022)
FIELD GOALS MADE	37		Wake Forest (02/18/2023)
	36		Cornell (12/07/2022)
FIELD GOAL ATTEMPTS	68		at Georgia Tech (01/04/2023)
	67		Duke (02/06/2023)
FIELD GOAL PERCENTAGE	.604	(32-53)	Boston College (01/11/2023)
	.587	(37-63)	Wake Forest (02/18/2023)
3 PT FG MADE	13		Cornell (12/07/2022)
	13		UNC Greensboro (11/11/2022)
3 PT FG ATTEMPTS	34		Lafayette (11/07/2022)
	32		at Georgia Tech (01/04/2023)
3 PT FG PERCENTAGE	.667	(12-18)	Boston College (01/11/2023)
	.500	(13-26)	Cornell (12/07/2022)
	.500	(11-22)	at Florida St. (01/24/2023)
	.500	(8-16)	Wake Forest (02/18/2023)
FREE THROWS MADE	25		Syracuse (01/16/2023)
	23		Louisville (02/11/2023)
FREE THROW ATTEMPTS	28		Syracuse (01/16/2023)
	27		Louisville (02/11/2023)
FREE THROW PERCENTAGE	1.000	(4-4)	UNC Greensboro (11/11/2022)
	.909	(10-11)	Duke (02/06/2023)
	.909	(10-11)	at Louisville (12/04/2022)
REBOUNDS	46		Lafayette (11/07/2022)
	42		Pittsburgh (03/04/2023)
ASSISTS	23		at Florida St. (01/24/2023)
	22		NC State (12/10/2022)
	22		Florida A&M (11/15/2022)
STEALS	15		Florida A&M (11/15/2022)
	13		Duke (02/06/2023)
	13		at Georgia Tech (01/04/2023)
	13		St. Francis Brooklyn (11/23/2022)
BLOCKED SHOTS	10		Saint Francis (PA) (12/17/2022)
	7		Virginia (12/20/2022)
	7		at Louisville (12/04/2022)
	7		Rutgers (11/30/2022)
TURNOVERS	17		at Florida St. (01/24/2023)
	17		at NC State (01/14/2023)
FOULS	21		vs Maryland (N) (11/20/2022)
	18		vs Duke (N) (03/10/2023)
	18		Syracuse (01/16/2023)
	18		at UCF (11/27/2022)
	18		vs Providence (N) (11/19/2022)



2022-23 Miami (FL) Men's Basketball Season Schedule/Results & Leaders All games

Page 1/2
as of Mar 11, 2023

Game Records

Record	Overall	Home	Away	Neutral
ALL GAMES	25-7	16-1	7-4	2-2
CONFERENCE	15-5	9-1	6-4	0-0
NON-CONFERENCE	10-2	7-0	1-0	2-2

Team Results

Date	Opponent		Score	Att.	High Points	High Rebounds
11/07/2022	Lafayette	W	67-54	4789	(16) WONG, Isaiah (16) PACK, Nijel	(15) OMIER, Norchad
11/11/2022	UNC Greensboro	W	79-65	4831	(19) MILLER, Jordan	(11) OMIER, Norchad
11/15/2022	Florida A&M	W	87-61	4339	(21) OMIER, Norchad	(9) MILLER, Jordan
11/19/2022	vs Providence	W	74-64	8756	(19) OMIER, Norchad	(12) OMIER, Norchad
11/20/2022	vs Maryland	L	70-88	5022	(22) WONG, Isaiah	(6) OMIER, Norchad
11/23/2022	St. Francis Brooklyn	W	79-56	3612	(23) PACK, Nijel	(10) OMIER, Norchad
11/27/2022	at UCF	W	66-64	5354	(16) PACK, Nijel	(13) OMIER, Norchad
11/30/2022	Rutgers	W	68-61	5668	(17) MILLER, Jordan (17) OMIER, Norchad	(10) MILLER, Jordan
12/04/2022	at Louisville	W	80-53	11811	(14) MILLER, Jordan	(5) WONG, Isaiah (5) WALKER, Anthony (5) POPLAR, Wooga
12/07/2022	Cornell	W	107-105	4235	(36) WONG, Isaiah	(12) OMIER, Norchad
12/10/2022	NC State	W	80-73	4880	(25) MILLER, Jordan	(11) OMIER, Norchad
12/17/2022	Saint Francis (PA)	W	91-76	4029	(22) WONG, Isaiah	(9) OMIER, Norchad
12/20/2022	Virginia	W	66-64	7257	(24) WONG, Isaiah	(8) OMIER, Norchad
12/30/2022	at Notre Dame	W	76-65	6105	(21) PACK, Nijel	(8) MILLER, Jordan
01/04/2023	at Georgia Tech	L	70-76	4203	(17) MILLER, Jordan (17) OMIER, Norchad	(8) OMIER, Norchad
01/11/2023	Boston College	W	88-72	4353	(22) WONG, Isaiah	(13) OMIER, Norchad
01/14/2023	at NC State	Lot	81-83	16819	(25) WONG, Isaiah	(13) OMIER, Norchad
01/16/2023	Syracuse	W	82-78	6765	(16) BEVERLY, Harlond (16) OMIER, Norchad	(16) OMIER, Norchad
01/21/2023	at Duke	L	66-68	9314	(19) MILLER, Jordan	(14) OMIER, Norchad
01/24/2023	at Florida St.	W	86-63	9182	(18) WONG, Isaiah (18) PACK, Nijel	(11) OMIER, Norchad
01/28/2023	at Pittsburgh	L	68-71	12508	(18) MILLER, Jordan	(9) OMIER, Norchad
01/31/2023	Virginia Tech	W	92-83	5834	(21) OMIER, Norchad	(8) OMIER, Norchad
02/04/2023	at Clemson	W	78-74	9000	(20) PACK, Nijel	(7) MILLER, Jordan (7) OMIER, Norchad
02/06/2023	Duke	W	81-59	7972	(17) OMIER, Norchad	(10) OMIER, Norchad
02/11/2023	Louisville	W	93-85	6540	(22) PACK, Nijel	(7) OMIER, Norchad
02/13/2023	at North Carolina	W	80-72	19907	(24) MILLER, Jordan	(11) MILLER, Jordan
02/18/2023	Wake Forest	W	96-87	7972	(27) WONG, Isaiah	(8) OMIER, Norchad
02/21/2023	at Virginia Tech	W	76-70	8925	(17) OMIER, Norchad	(14) OMIER, Norchad
02/25/2023	Florida St.	L	84-85	7972	(21) MILLER, Jordan	(8) OMIER, Norchad
03/04/2023	Pittsburgh	W	78-76	7972	(18) POPLAR, Wooga	(13) OMIER, Norchad
03/09/2023	vs Wake Forest	W	74-72	13920	(18) MILLER, Jordan	(10) OMIER, Norchad



2022-23 Miami (FL) Men's Basketball Season Schedule/Results & Leaders All games

Page 2/2
as of Mar 11, 2023

Date	Opponent		Score	Att.	High Points	High Rebounds
03/10/2023	vs Duke	L	78-85	15316	(22) WONG, Isaiah	(7) MILLER, Jordan

Attendance Summary

	Games	Attend	Avg/Game
Home	17	99020	5825
Away	11	113128	10284
Neutral	4	43014	10754
Total	32	255162	7974



2022-23 Miami (FL) Men's Basketball Team Game-by-Game All games

Page 1/1
as of Mar 11, 2023

Opponent	Date	Score		Total		3-Pointers		Free throws		Rebounds										
				FG-FGA	PCT	3FG-3FGA	PCT	FT-FTA	PCT	OFF	DEF	TOT	AVG	PF	A	TO	BLK	STL	PTS	AVG
Lafayette	11/07/2022	67-54	W	21-58	.362	10-34	.294	15-25	.600	18	28	46	46.0	17	13	9	1	9	67	67.0
UNC Greensboro	11/11/2022	79-65	W	31-58	.534	13-27	.481	4-4	1.000	8	25	33	39.5	17	19	15	3	3	79	73.0
Florida A&M	11/15/2022	87-61	W	35-66	.530	7-23	.304	10-14	.714	11	20	31	36.7	13	22	10	5	15	87	77.7
vs Providence	11/19/2022	74-64	W	27-63	.429	4-13	.308	16-18	.889	14	24	38	37.0	18	7	10	3	6	74	76.8
vs Maryland	11/20/2022	70-88	L	28-62	.452	5-20	.250	9-12	.750	8	12	20	33.6	21	8	10	1	6	70	75.4
St. Francis Brooklyn	11/23/2022	79-56	W	28-54	.519	5-15	.333	18-26	.692	10	27	37	34.2	8	15	12	6	13	79	76.0
at UCF	11/27/2022	66-64	W	26-54	.481	6-19	.316	8-12	.667	13	15	28	33.3	18	14	15	1	8	66	74.6
Rutgers	11/30/2022	68-61	W	26-53	.491	6-18	.333	10-12	.833	8	21	29	32.8	6	13	13	7	9	68	73.8
at Louisville	12/04/2022	80-53	W	32-64	.500	6-22	.273	10-11	.909	10	29	39	33.4	17	18	16	7	10	80	74.4
Cornell	12/07/2022	107-105	W	36-65	.554	13-26	.500	22-26	.846	13	26	39	34.0	17	21	16	3	6	107	77.7
NC State	12/10/2022	80-73	W	30-66	.455	6-19	.316	14-17	.824	10	28	38	34.4	11	22	6	0	4	80	77.9
Saint Francis (PA)	12/17/2022	91-76	W	35-66	.530	8-26	.308	13-18	.722	13	26	39	34.8	14	19	7	10	7	91	79.0
Virginia	12/20/2022	66-64	W	21-53	.396	7-22	.318	17-22	.773	9	28	37	34.9	17	11	11	7	5	66	78.0
at Notre Dame	12/30/2022	76-65	W	29-57	.509	5-17	.294	13-20	.650	9	23	32	34.7	11	10	9	3	11	76	77.9
at Georgia Tech	01/04/2023	70-76	L	24-68	.353	5-32	.156	17-25	.680	16	20	36	34.8	17	12	7	3	13	70	77.3
Boston College	01/11/2023	88-72	W	32-53	.604	12-18	.667	12-15	.800	8	22	30	34.5	8	20	14	1	6	88	78.0
at NC State	01/14/2023	81-83	Lot	29-51	.569	6-15	.400	17-22	.773	4	31	35	34.5	17	5	17	6	4	81	78.2
Syracuse	01/16/2023	82-78	W	25-60	.417	7-23	.304	25-28	.893	16	24	40	34.8	18	16	11	2	5	82	78.4
at Duke	01/21/2023	66-68	L	22-63	.349	10-21	.476	12-15	.800	13	25	38	35.0	17	10	6	5	7	66	77.7
at Florida St.	01/24/2023	86-63	W	31-55	.564	11-22	.500	13-19	.684	10	30	40	35.3	13	23	17	1	5	86	78.2
at Pittsburgh	01/28/2023	68-71	L	26-53	.491	8-17	.471	8-11	.727	1	29	30	35.0	15	14	12	4	4	68	77.7
Virginia Tech	01/31/2023	92-83	W	35-60	.583	8-19	.421	14-17	.824	7	20	27	34.6	16	18	11	3	10	92	78.3
at Clemson	02/04/2023	78-74	W	26-58	.448	9-24	.375	17-22	.773	9	29	38	34.8	13	12	11	1	5	78	78.3
Duke	02/06/2023	81-59	W	32-67	.478	7-17	.412	10-11	.909	16	22	38	34.9	11	21	12	4	13	81	78.4
Louisville	02/11/2023	93-85	W	31-58	.534	8-20	.400	23-27	.852	11	17	28	34.6	14	20	6	2	5	93	79.0
at North Carolina	02/13/2023	80-72	W	26-56	.464	6-13	.462	22-26	.846	8	32	40	34.8	15	9	13	0	5	80	79.0
Wake Forest	02/18/2023	96-87	W	37-63	.587	8-16	.500	14-18	.778	6	20	26	34.5	9	16	10	0	12	96	79.7
at Virginia Tech	02/21/2023	76-70	W	27-64	.422	7-22	.318	15-19	.789	14	25	39	34.7	11	10	11	3	8	76	79.5
Florida St.	02/25/2023	84-85	L	34-64	.531	8-19	.421	8-11	.727	7	24	31	34.6	12	18	12	2	7	84	79.7
Pittsburgh	03/04/2023	78-76	W	25-55	.455	8-17	.471	20-23	.870	14	28	42	34.8	15	14	16	4	0	78	79.6
vs Wake Forest	03/09/2023	74-72	W	31-59	.525	6-19	.316	6-11	.545	9	29	38	34.9	17	15	12	5	6	74	79.5
vs Duke	03/10/2023	78-85	L	29-62	.468	8-26	.308	12-15	.800	8	16	24	34.6	18	13	6	2	8	78	79.4
Total		2541		927-1908	.486	243-661	.368	444-572	.776	331	775	1106	34.6	461	478	363	105	235	2541	79.4
Opponents		2308		861-1915	.450	242-721	.336	344-462	.745	317	704	1021	31.9	482	459	402	105	191	2308	72.1

Miami (FL) Averages

Games Played	Points/game	FG Pct	3FG Pct	FT Pct	Rebounds/game	Assists/game	Turnovers/game	Assist/Turnover ratio	Steals/game	Blocks/game
32	79.4	48.6	36.8	77.6	34.6	14.9	11.3	1.3	7.3	3.3



2022-23 Miami (FL) Men's Basketball Combined Team Statistics In Conference games

Page 1/1
as of Mar 05, 2023

Game Records

Record	Overall	Home	Away	Neutral
ALL GAMES	15-5	9-1	6-4	0-0
CONFERENCE	15-5	9-1	6-4	0-0
NON-CONFERENCE	0-0	0-0	0-0	0-0

Score by Periods

Team	1st	2nd	OT	TOT
Miami (FL)	790	803	8	1601
Opponents	692	755	10	1457

Team Box Score

No.	Player				Total		3-Point		F-Throw		Rebounds											
		GP-GS	MIN	AVG	FG-FGA	FG%	3FG-3FGA	3FG%	FT-FTA	FT%	OFF	DEF	TOT	AVG	PF	DQ	A	TO	BLK	STL	PTS	AVG
11	MILLER, Jordan	20-20	694:58	34.7	118-218	.541	17-45	.378	59-74	.797	40	78	118	5.9	29	1	62	27	5	25	312	15.6
2	WONG, Isaiah	20-20	655:13	32.8	95-216	.440	33-84	.393	87-103	.845	23	64	87	4.4	38	0	59	41	4	22	310	15.5
24	PACK, Nijel	19-19	600:08	31.6	94-210	.448	52-120	.433	27-30	.900	11	42	53	2.8	24	0	48	35	3	20	267	14.1
15	OMIER, Norchad	20-19	589:58	29.5	109-193	.565	4-10	.400	58-81	.716	63	133	196	9.8	61	2	23	40	27	19	280	14.0
55	POPLAR, Wooga	20-19	461:36	23.1	58-125	.464	23-51	.451	18-20	.900	8	66	74	3.7	43	0	31	20	5	23	157	7.9
5	BEVERLY, Harlond	20-1	283:32	14.2	35-65	.538	6-22	.273	23-28	.821	3	27	30	1.5	15	0	29	21	0	16	99	5.0
4	JOSEPH, Bensley	20-1	390:29	19.5	28-81	.346	14-46	.304	16-20	.800	7	35	42	2.1	29	0	35	23	7	8	86	4.3
1	WALKER, Anthony	20-1	202:10	10.1	26-50	.520	2-9	.222	7-13	.538	7	20	27	1.4	19	0	9	7	2	6	61	3.1
3	WATSON, Christian	5-0	22:27	4.5	3-11	.273	1-4	.250	0-1	.000	2	1	3	0.6	0	0	1	1	0	0	7	1.4
13	ROBINSON, Jakai	2-0	06:32	3.3	1-1	1.000	0-0	.000	0-0	.000	0	0	0	0.0	0	0	0	1	1	0	2	1.0
0	CASEY, AJ	16-0	94:15	5.9	5-12	.417	0-4	.000	4-6	.667	6	13	19	1.2	12	0	2	3	3	0	14	0.9
12	AIRE, Favour	7-0	21:43	3.1	2-6	.333	0-0	.000	2-3	.667	3	2	5	0.7	7	0	0	1	1	0	6	0.9
10	GKOGKOS, Filippos	1-0	01:58	2.0	0-0	.000	0-0	.000	0-0	.000	0	0	0	0.0	0	0	0	0	0	0	0	0.0
Team											25	25	50					8				
Total		20	4025		574-1188	.483	152-395	.385	301-379	.794	198	506	704	35.2	277	3	299	228	58	139	1601	80.1
Opponents		20	4025		550-1219	.451	150-452	.332	207-271	.764	182	443	625	31.3	311	4	291	236	75	120	1457	72.9

Team Statistics

	UM	OPP
Scoring	1601	1457
Points per game	80.1	72.9
Scoring margin	+7.2	-
Field goals-att	574-1188	550-1219
Field goal pct	.483	.451
3 point fg-att	152-395	150-452
3-point FG pct	.385	.332
3-pt FG made per game	7.6	7.5
Free throws-att	301-379	207-271
Free throw pct	.794	.764
F-Throws made per game	15.1	10.4
Rebounds	704	625
Rebounds per game	35.2	31.3
Rebounding margin	+4.0	-
Assists	299	291
Assists per game	15.0	14.6
Turnovers	228	236
Turnovers per game	11.4	11.8
Turnover margin	+0.4	-
Assist/turnover ratio	1.3	1.2
Steals	139	120
Steals per game	7.0	6.0
Blocks	58	75
Blocks per game	2.9	3.8
Winning streak	1	-
Home win streak	1	-
Attendance	67517	107774
Home games-Avg/Game	10-6752	10-10777
Neutral site-Avg/Game	-	0-0

Team Results

Date	Opponent		Score	Att.
12/04/2022	at Louisville	W	80-53	11811
12/10/2022	NC State	W	80-73	4880
12/20/2022	Virginia	W	66-64	7257
12/30/2022	at Notre Dame	W	76-65	6105
01/04/2023	at Georgia Tech	L	70-76	4203
01/11/2023	Boston College	W	88-72	4353
01/14/2023	at NC State	Lot	81-83	16819
01/16/2023	Syracuse	W	82-78	6765
01/21/2023	at Duke	L	66-68	9314
01/24/2023	at Florida St.	W	86-63	9182
01/28/2023	at Pittsburgh	L	68-71	12508
01/31/2023	Virginia Tech	W	92-83	5834
02/04/2023	at Clemson	W	78-74	9000
02/06/2023	Duke	W	81-59	7972
02/11/2023	Louisville	W	93-85	6540
02/13/2023	at North Carolina	W	80-72	19907
02/18/2023	Wake Forest	W	96-87	7972
02/21/2023	at Virginia Tech	W	76-70	8925
02/25/2023	Florida St.	L	84-85	7972
03/04/2023	Pittsburgh	W	78-76	7972



2022-23 Miami (FL) Men's Basketball Combined Team Statistics All games

Page 1/1
as of Mar 11, 2023

Game Records

Record	Overall	Home	Away	Neutral
ALL GAMES	25-7	16-1	7-4	2-2
CONFERENCE	15-5	9-1	6-4	0-0
NON-CONFERENCE	10-2	7-0	1-0	2-2

Score by Periods

Team	1st	2nd	OT	TOT
Miami (FL)	1240	1293	8	2541
Opponents	1101	1197	10	2308

Team Box Score

No.	Player				Total		3-Point		F-Throw		Rebounds											
		GP-GS	MIN	AVG	FG-FGA	FG%	3FG-3FGA	3FG%	FT-FTA	FT%	OFF	DEF	TOT	AVG	PF	DQ	A	TO	BLK	STL	PTS	AVG
2	WONG, Isaiah	32-32	1061:50	33.2	168-371	.453	54-143	.378	127-152	.836	32	104	136	4.3	64	0	110	65	14	45	517	16.2
11	MILLER, Jordan	32-32	1111:46	34.7	191-353	.541	31-86	.360	76-100	.760	68	130	198	6.2	50	1	87	43	9	43	489	15.3
15	OMIER, Norchad	32-31	911:16	28.5	169-286	.591	5-15	.333	93-130	.715	113	198	311	9.7	96	3	40	64	42	32	436	13.6
24	PACK, Nijel	30-30	937:39	31.3	144-331	.435	71-180	.394	36-41	.878	18	63	81	2.7	47	1	74	53	6	29	395	13.2
55	POPLAR, Wooga	32-31	745:47	23.3	98-206	.476	34-84	.405	34-39	.872	13	91	104	3.3	68	0	48	36	8	37	264	8.3
4	JOSEPH, Bensley	32-2	660:11	20.6	57-132	.432	31-79	.392	28-36	.778	10	58	68	2.1	54	0	65	40	11	19	173	5.4
5	BEVERLY, Harlond	32-1	396:59	12.4	42-89	.472	11-37	.297	24-30	.800	3	35	38	1.2	21	0	37	28	2	19	119	3.7
1	WALKER, Anthony	32-1	330:26	10.3	39-90	.433	2-20	.100	13-20	.650	14	28	42	1.3	26	0	10	14	4	8	93	2.9
3	WATSON, Christian	10-0	35:37	3.6	6-17	.353	3-7	.429	2-5	.400	2	3	5	0.5	2	0	1	1	0	0	17	1.7
0	CASEY, AJ	26-0	176:10	6.8	9-25	.360	1-10	.100	8-12	.667	11	19	30	1.2	20	0	5	3	6	1	27	1.0
12	AIRE, Favour	14-0	37:52	2.7	3-7	.429	0-0	.000	3-7	.429	4	4	8	0.6	13	0	0	3	2	2	9	0.6
13	ROBINSON, Jakai	6-0	15:21	2.6	1-1	1.000	0-0	.000	0-0	.000	0	0	0	0.0	0	0	1	1	1	0	2	0.3
10	GKOGKOS, Filippas	1-0	01:58	2.0	0-0	.000	0-0	.000	0-0	.000	0	0	0	0.0	0	0	0	0	0	0	0	0.0
23	JOVANOVIICH, Danilo	1-0	02:08	2.1	0-0	.000	0-0	.000	0-0	.000	0	0	0	0.0	0	0	0	0	0	0	0	0.0
Team											43	42	85				12					
Total		32	6425		927-1908	.486	243-661	.368	444-572	.776	331	775	1106	34.6	461	5	478	363	105	235	2541	79.4
Opponents		32	6425		861-1915	.450	242-721	.336	344-462	.745	317	704	1021	31.9	482	6	459	402	105	191	2308	72.1

Team Statistics

	UM	OPP
Scoring	2541	2308
Points per game	79.4	72.1
Scoring margin	+7.3	-
Field goals-att	927-1908	861-1915
Field goal pct	.486	.450
3 point fg-att	243-661	242-721
3-point FG pct	.368	.336
3-pt FG made per game	7.6	7.6
Free throws-att	444-572	344-462
Free throw pct	.776	.745
F-Throws made per game	13.9	10.8
Rebounds	1106	1021
Rebounds per game	34.6	31.9
Rebounding margin	+2.7	-
Assists	478	459
Assists per game	14.9	14.3
Turnovers	363	402
Turnovers per game	11.3	12.6
Turnover margin	+1.2	-
Assist/turnover ratio	1.3	1.1
Steals	235	191
Steals per game	7.3	6.0
Blocks	105	105
Blocks per game	3.3	3.3
Winning streak	0	-
Home win streak	1	-
Attendance	99020	113128
Home games-Avg/Game	17-5825	11-10284
Neutral site-Avg/Game	-	4-10754

Team Results

Date	Opponent		Score	Att.
11/07/2022	Lafayette	W	67-54	4789
11/11/2022	UNC Greensboro	W	79-65	4831
11/15/2022	Florida A&M	W	87-61	4339
11/19/2022	vs Providence	W	74-64	8756
11/20/2022	vs Maryland	L	70-88	5022
11/23/2022	St. Francis Brooklyn	W	79-56	3612
11/27/2022	at UCF	W	66-64	5354
11/30/2022	Rutgers	W	68-61	5668
12/04/2022	at Louisville	W	80-53	11811
12/07/2022	Cornell	W	107-105	4235
12/10/2022	NC State	W	80-73	4880
12/17/2022	Saint Francis (PA)	W	91-76	4029
12/20/2022	Virginia	W	66-64	7257
12/30/2022	at Notre Dame	W	76-65	6105
01/04/2023	at Georgia Tech	L	70-76	4203
01/11/2023	Boston College	W	88-72	4353
01/14/2023	at NC State	Lot	81-83	16819
01/16/2023	Syracuse	W	82-78	6765
01/21/2023	at Duke	L	66-68	9314
01/24/2023	at Florida St.	W	86-63	9182
01/28/2023	at Pittsburgh	L	68-71	12508
01/31/2023	Virginia Tech	W	92-83	5834
02/04/2023	at Clemson	W	78-74	9000
02/06/2023	Duke	W	81-59	7972
02/11/2023	Louisville	W	93-85	6540
02/13/2023	at North Carolina	W	80-72	19907
02/18/2023	Wake Forest	W	96-87	7972
02/21/2023	at Virginia Tech	W	76-70	8925
02/25/2023	Florida St.	L	84-85	7972
03/04/2023	Pittsburgh	W	78-76	7972
03/09/2023	vs Wake Forest	W	74-72	13920
03/10/2023	vs Duke	L	78-85	15316