

Canes

2022-23 WOMEN'S BASKETBALL

# **MEDIA GUIDE**





**830**

VICTORIES

**52**

ALL-CONFERENCE SELECTIONS

**29**

1,000-POINT SCORERS

**23**

POSTSEASON BERTHS

**18**

20-WIN SEASONS

**15**

NCAA TOURNAMENT APPEARANCES

**11**

ALL-AMERICA  
HONOREES

**10**

CONSECUTIVE  
POSTSEASON TRIPS

**7**

WNBA PLAYERS/DRAFTEES

**3**

CONFERENCE REGULAR  
SEASON TITLES

**2**

CONFERENCE PLAYERS  
OF THE YEAR

**1**

NATIONAL PLAYER  
OF THE YEAR

# TABLE OF CONTENTS



## INTRODUCTION

1	Table of Contents
2	2021-22 Schedule
3	Quick Facts
4	Athletics Communications, Creative & Marketing
5	Media Policies
6	Facilities
7	University Administration
8-12	Athletics Administration
13-14	Opponent Quick Facts

## COACHES & STAFF

16-18	Head Coach Katie Meier
19	Associate Head Coach Filzory Anthony
20	Assistant Coach Shenise Johnson
21	Assistant Coach Josh Petersen
22-24	Basketball Staff
24	Support Staff

## HURRICANES

26-27	Photo Roster
28-59	Student-Athlete Bios
60	Roster Breakdowns

## 2021-22 REVIEW

62	Season in Review
63-71	Box Scores
72	Season Statistics
73	Conference Statistics
74	Non-Conference Statistics
75	Win Statistics
76	Loss Statistics
77	Home Statistics
78	Away Statistics
79	Neutral Site Statistics
80	Team Game-by-Game
81	Opponent Game-by-Game
82	Team Game Highs
83	Team Game Lows
84	Opponent Game Highs
85	Opponent Game Lows
86	Player Game Highs
87	Opponent Player Game Highs
88-89	Category Leaders
90	Specialty Statistics
91	Player Game-by-Game Points-Rebounds-Assists

## RECORDS

94-95	Team Game Records
95	Team ACC Game Records
96	Team Season Records
97-98	Individual Game Records
98	Individual ACC Game Records
99-100	Individual Season Records
101-102	Individual Career Records
103-106	NCAA Tournament Records
107-110	WNIT Records
111-114	ACC Tournament Records
115	Watsco Center Records
116	Miscellaneous Records
117	Overtime Games
118	100-Point Games
119-120	Halftime Comebacks
120	All-Time Comebacks
121-124	Against Ranked Opponents
125	Last Time It Happened
126-128	Yearly Leaders
129-132	1,000 Points Club
133-134	Year-By-Year Stats

## HISTORY

136	Year-By-Year Records
137-152	All-Time Results
153-155	Series Records
156-174	Series Results
175-176	History vs. Conferences
177	ACC/Big 10 Challenge History
178-180	Conference Tournament History
181	NCAA Tournament History
182	WNIT & AIAW History
183-187	NCAA Tournament Teams
188-189	WNIT Teams
190-191	Hurricanes in the Polls
192-195	Hurricane Honors
196	UM Sports Hall of Fame, ACC Legends & Pro Canes
197	Past Coaches
198-200	Hurricane Letter Winners
201-203	Hurricane Jersey Numbers
204-207	Retired/Honored Jerseys
208-232	All-Time Career Stats

## CREDITS

**Compilation:** Megan Barnes, previous Miami athletics communications staff members

**Editors:** Megan Barnes, Alex Schwartz, Camron Ghorbi, previous Miami athletics communications staff members

**Photography:** JC Ridley, Mason Kelley, Issac Baldizon, Zach Beeker

## UNIVERSITY OF MIAMI MISSION STATEMENT

The University of Miami's mission is to educate and nurture students, to create knowledge, and to provide service to our community and beyond. Committed to excellence and proud of the diversity of our University family, we strive to develop future leaders of our nation and the world.



# 2022-23 SCHEDULE

INTRODUCTION

DATE	OPPONENT	LOCATION	TIME	TV
Nov. 2	<b>BARRY (EXH)</b>	Coral Gables, Fla.	6 p.m.	ACCNX
Nov. 7	<b>MARYLAND EASTERN SHORE</b>	Coral Gables, Fla.	4 p.m.	ACCNX
Nov. 10	<b>STETSON</b>	Coral Gables, Fla.	11 a.m.	ACCNX
Nov. 13	<b>BOSTON UNIVERSITY</b>	Coral Gables, Fla.	1 p.m.	ACCNX
Nov. 16	<b>FLORIDA ATLANTIC</b>	Coral Gables, Fla.	6 p.m.	ACCNX
Nov. 20	at DePaul	Chicago, Ill.	5 p.m.	FloHoops
Nov. 22	at Loyola Chicago	Chicago, Ill.	7 p.m.	
Nov. 25	<b>NORTH CAROLINA A&amp;T@</b>	Coral Gables, Fla.	3 p.m.	ACCNX
Nov. 27	<b>TBD@</b>	Coral Gables, Fla.	TBD	ACCNX
Dec. 1	<b>MICHIGAN^</b>	Coral Gables, Fla.	9 p.m.	ACCN
Dec. 4	<b>NORTH FLORIDA</b>	Coral Gables, Fla.	2 p.m.	ACCNX
Dec. 11	<b>FLORIDA</b>	Coral Gables, Fla.	4 p.m.	ACCN
Dec. 21	at Florida State*	Tallahassee, Fla.	12 p.m.	ACCNX
Dec. 29	<b>NOTRE DAME*</b>	Coral Gables, Fla.	6 p.m.	ACCN
Jan. 1	at Pittsburgh*	Pittsburgh, Pa.	2 p.m.	ACCNX
Jan. 5	<b>NORTH CAROLINA*</b>	Coral Gables, Fla.	6 p.m.	ACCNX
Jan. 8	<b>VIRGINIA TECH*</b>	Coral Gables, Fla.	1 p.m.	RSN
Jan. 12	at Georgia Tech*	Atlanta, Ga.	8 p.m.	ACCN
Jan. 15	<b>WAKE FOREST*</b>	Coral Gables, Fla.	2 p.m.	ACCNX
Jan. 19	at NC State*	Raleigh, N.C.	6 p.m.	ACCN
Jan. 26	<b>BOSTON COLLEGE*</b>	Coral Gables, Fla.	6 p.m.	RSN
Jan. 29	at Wake Forest*	Winston-Salem, N.C.	2 p.m.	ACCNX
Feb. 2	at Clemson*	Clemson, S.C.	8 p.m.	RSN
Feb. 5	<b>GEORGIA TECH*</b>	Coral Gables, Fla.	12 p.m.	ACCN
Feb. 9	<b>FLORIDA STATE*</b>	Coral Gables, Fla.	6 p.m.	RSN
Feb. 12	at Duke*	Durham, N.C.	2 p.m.	RSN
Feb. 16	<b>CLEMSON*</b>	Coral Gables, Fla.	6 p.m.	ACCNX
Feb. 19	at Syracuse*	Syracuse, N.Y.	1 p.m.	RSN
Feb. 23	at Louisville*	Louisville, Ky.	6 p.m.	ACCN
Feb. 26	<b>VIRGINIA*</b>	Coral Gables, Fla.	12 p.m.	ACCN

**BOLD CAPS** = Home game, played at the Watsco Center

\* ACC game

^ Big Ten/ACC Challenge

@ Miami Holiday Classic

All times Eastern

# QUICK FACTS



## UNIVERSITY INFORMATION

Location	Coral Gables, Fla.
Enrollment	19,397
Founded	1925
Nickname	Hurricanes
Colors	Orange (PMS 1665), Green (PMS 3435) and White
President	Dr. Julio Frenk
Vice President / Director of Athletics	Dan Radakovich
Faculty Athletics Representative	Dr. Marvin Dawkins
Conference	Atlantic Coast Conference
Arena / Capacity	Watso Center / 7,972
Press Row Phone	305-284-2111
Ticket Office Phone	1-800-GO-CANES
Website	MiamiHurricanes.com
Mailing Address	5821 San Amaro Drive, Coral Gables, FL 33146

## ATHLETICS ADMINISTRATION

Vice President / Director of Athletics	Dan Radakovich
Senior Deputy AD	Jennifer Strawley
Deputy AD	Craig Anderson
Deputy AD	Jason Layton
Executive Associate AD / Business Operations	Matthew Smale
Executive Associate AD / Student-Athlete Development	Shirelle Jackson
Sr. Associate AD / Academic Services	David Wyman
Sr. Associate AD / Chief of Staff	Carter Toole
Sr. Associate AD / Development	Chris Cohen
Sr. Associate AD / Performance / Health & Wellness	Luis Feigenbaum
Associate AD / Academic Services	Demetres Darden
Associate AD / Alumni Programs	Rick Remmert
Associate AD / Athletic Training	Vinny Scavo
Associate AD / Communications	Camron Ghorbi
Associate AD / Compliance	Dan Raben
Associate AD / Event Management & Championships	Tom Ponietowicz
Associate AD / Facilities & Capital Projects	Marcus Attles
Associate AD / Sales & Service	Holdyn Halperin
Assistant AD / Academic Services	Heather de la Osa
Assistant AD / Business Analytics	Alfred Vaca
Assistant AD / Business Office	Josh Turner
Assistant AD / Communications	Megan Barnes
Assistant AD / Compliance	Sarah McFall
Assistant AD / Creative Services	Kyle Stopperan
Assistant AD / Digital & Brand Strategy	Tessa Mortensen
Assistant AD / Production Services	Drew Thomas
Assistant AD / Sales & Service	Kayla Blake

## COACHES & STAFF

Head Coach	Katie Meier (Duke, 1989 [B.A.] & 1990 [M.A.])
Record at Miami	324-211 (18th season)
Career Record	400-256 (22nd season)
Assistant Head Coach	Fitzroy Anthony (Palm Beach Atlantic, 2008)
Assistant Coach	Shenise Johnson (Miami, 2012)
Assistant Coach	Josh Petersen (Florida State, 2012)
Director of WBB Ops / Coordinator of Recruiting	Lionette Hall
Director of WBB Ops / Special Projects	Margie Gill
Assistant Director of WBB Ops	Maria Brown
Assistant Director of Scouting / Video Analytics	Logan Hogrefe
Creative Content Specialist	Teren Hart
Athletic Trainer	Silver Harris
Strength & Conditioning Coach	Brianne Brown

## PROGRAM HISTORY

First Year of Basketball	1972-73 (51st season)
All-Time Record	830-585 (.587)
All-Time ACC Record	140-142 (.494)
NCAA Tournament Appearances	15
(1989, '92, '93, '98, 2003, '04, '11, '12, '13, '15, '16, '17, '18, '19, '22)	
All-Time NCAA Tournament Record	8-15
Last NCAA Tournament Opponent	South Carolina (2022)
	L, 49-33, Second Round

## TEAM INFORMATION

2021-22 Overall Record	21-13
Home/Away/Neutral	12-4 / 5-6 / 4-3
2019-20 ACC Record / Finish	10-8 / T-7th
Players Returning / Lost	9 / 5
Starters Returning / Lost	4 / 1
Newcomers	5

## 2021-22 HURRICANES

NO.	NAME	POS.	HT.	CL.	HOMETOWN
0	Kenza Salgues	G	5-9	Sr.	Montpellier, France
1	Moulayna Johnson Sidi Baba	G/F	6-1	Sr.	Stockholm, Sweden
3	Destiny Harden	F	6-0	Gr.	Chicago, Ill.
4	Jasmyne Roberts	G	5-10	So.	Jacksonville, Fla.
5	Karla Erjavec	G	5-10	Gr.	Zagreb, Croatia
12	Ja'Leah Williams	G	5-9	So.	Pompano Beach, Fla.
13	Lashae Dwyer	G	5-6	So.	Toronto, Ontario
14	Haley Cavinder	G	5-6	Sr.	Gilbert, Ariz.
15	Hanna Cavinder	G	5-6	Sr.	Gilbert, Ariz.
21	Lola Pendande	F	6-4	Sr.	Almeria, Spain
22	Chiso Okafor	F	6-1	So.	Mataró, Spain
32	Lazaria Spearman	F	6-4	Fr.	Dacula, Ga.
35	Latasha Lattimore	F	6-4	So.	Toronto, Ontario
44	Kyla Oldacre	C	6-6	Fr.	Mason, Ohio

RET. STARTERS	CL	POS	PPG	RPG	APG
Destiny Harden	Gr.	F	7.7	4.2	0.8
Ja'Leah Williams	So.	G	7.3	4.1	2.2
Lola Pendande	Sr.	F	7.0	4.9	0.6
Karla Erjavec	Gr.	G	6.8	2.7	2.8

KEY LOSSES (5.0+ PPG)	POS	PPG	RPG	APG
Kelsey Marshall (graduation)	G	13.	7.3	4.2
Maeva Djaldji-Tabdi (graduation)	F	6.4	3.4	0.6

RETURNING NUMBERS	AVG/GAME	PCT
Points	37.8	.572
Rebounds	16.9	.460
Assists	6.5	.500
Blocks	0.8	.500
Steals	4.2	.590
Starts	68 of 110	.618

NEWCOMERS	POS	HT	CL
Haley Cavinder	G	5-6	Sr.
Hanna Cavinder	G	5-6	Sr.
Latasha Lattimore	F	6-4	So.
Kyla Oldacre	C	6-6	Fr.
Lazaria Spearman	F	6-4	Fr.

## COMMUNICATIONS

Assistant AD / Communications (WBB)	Megan Barnes
Cell: 630-651-8801	Email: meganbarnes@miami.edu
Associate AD / Communications	Camron Ghorbi
Cell: 786-877-7329	Email: c.ghorbi@miami.edu
Director / Communications	Alex Schwartz
Cell: 609-802-3674	Email: alexschwartz@miami.edu
Assistant Director / Communications	Josh White
Cell: 516-680-3878	Email: joshwhite@miami.edu
Athletic Communications Assistant	Catherine Coffenberg
	Email: cac466@miami.edu

## SOCIAL MEDIA ACCOUNTS

Official Women's Basketball	Twitter: @CanesWBB
	Facebook: /CanesWBB
	Instagram: @CanesWBB
Official Athletics	Twitter: @MiamiHurricanes
	Facebook: /MiamiHurricanes
	Instagram: @MiamiHurricanes
Katie Meier	Twitter: @CoachKatieMeier
Dan Radakovich	Twitter: @DanRadakovich
Sebastian the Ibis	Twitter: @UM_Sebastian
	Instagram: @UM_Sebastian



# COMMUNICATIONS, CREATIVE & MARKETING

## SENIOR STAFF

### JASON LAYTON

DEPUTY AD

Alma Mater: St. Leo, 1999

Twitter: @laytonjason

Office: 305-284-3231

Cell: 786-570-2637

E-mail: jlayton@miami.edu

## COMMUNICATIONS

### CAMRON GHORBI

ASSOCIATE AD / COMMUNICATIONS

FOOTBALL<sup>1</sup>

Alma Mater: Miami, 2011

Twitter: @CamronGhorbi

Office: 305-284-3230

Cell: 786-877-7329

E-mail: c.ghorbi@miami.edu

### MEGAN BARNES

ASSISTANT AD / COMMUNICATIONS

WOMEN'S BASKETBALL, MEN'S TENNIS

Alma Mater: Missouri, 2017

Twitter: @megbarnes3

Office: 305-284-6797

Cell: 630-651-8801

E-mail: meganbarnes@miami.edu

### ALEX SCHWARTZ

DIRECTOR / COMMUNICATIONS

MEN'S BASKETBALL, WOMEN'S TENNIS, FOOTBALL<sup>2</sup>

Alma Mater: Miami, 2013

Twitter: @AlexJSchwartz

Office: 305-284-3249

Cell: 609-802-3674

E-mail: alexschwartz@miami.edu

### JOSH WHITE

ASSISTANT DIRECTOR / COMMUNICATIONS

BASEBALL, SOCCER, FOOTBALL<sup>3</sup>

Alma Mater: Miami, 2019

@\_JoshRWhite

Office: 305-284-6656

Cell: 516-680-3878

E-mail: joshwhite@miami.edu

### CATHERINE COFFENBERG

ATHLETIC COMMUNICATIONS ASSISTANT

ROWING, GOLF, SWIMMING & DIVING

Alma Mater: Miami, 2022

E-mail: cac466@miami.edu

### CHRISTY CABRERA CHIRINOS

SENIOR EDITOR

Alma Mater: Miami

Twitter: @ChristyChirinos

E-mail: cchirinos@miami.edu

## CREATIVE SERVICES

### KYLE STOPPERAN

ASSISTANT AD / CREATIVE SERVICES

Alma Mater: Colorado State, 2001

Twitter: @KyleStopperan

E-mail: kstopperan@miami.edu

### LEO RAMOS

DIRECTOR / BRAND MARKETING

Alma Mater: Miami, 2012

Office: 305-284-3238

E-mail: l.ramos1@miami.edu

### TESSA MORTENSEN

ASSISTANT AD / DIGITAL & BRAND STRATEGY

Alma Mater: FGCU, 2016

Twitter: @tessamort

E-mail: tmortensen@miami.edu

### KYLIE GREENWELL

ASSISTANT DIRECTOR / DIGITAL STRATEGY

Alma Mater: Idaho State, 2020

Twitter: @KylieGreenwell

E-mail: kxg828@miami.edu

## EVENT EXPERIENCE

### MARLON CLARKE

DIRECTOR / EVENT EXPERIENCE

Alma Mater: Palm Beach State, 2012, Florida, 2021

Office: 305-284-3382

E-mail: mxc2670@miami.edu

### WILL LAROSSA

ASSISTANT DIRECTOR / EVENT EXPERIENCE

Alma Mater: Miami, 2020

Twitter: @willlarossa

Office: 305-284-3242

E-mail: wdl15@miami.edu

### TAYLOR NORTON

ASSISTANT DIRECTOR / EVENT EXPERIENCE

Alma Mater: UNLV, 2019

Office: 305-284-6008

E-mail: tan59@miami.edu

### MEGAN SIEBERSMA

MANAGER / PRODUCTION SERVICES

Alma Mater: UNLV, 2019

E-mail: mms502@miami.edu

## DIGITAL MARKETING

### TAYLOR LYNN

DIRECTOR / CONSUMER MARKETING & CRM STRATEGY

Alma Mater: Texas A&M, 2017

Twitter: @TaylorLynnUM

E-mail: tlynn2@umiami.edu

### DANIEL CONTRERAS

DIGITAL MARKETING SPECIALIST

Alma Mater: FIU, 2019

Office: 305-284-4620

E-mail: dcontreras@miami.edu



# MEDIA POLICIES

## COVERING THE HURRICANES

Interview requests for women's basketball student-athletes and coaches must be submitted to Assistant AD / Communications Megan Barnes ([meganbarnes@miami.edu](mailto:meganbarnes@miami.edu)) in all instances. Barnes and the Miami communications staff will make every effort to schedule a time to accommodate those requests, based on time constraints and academic/meeting obligations.

## LIVE BROADCASTS

It is not permissible for any non-rights holder to broadcast over the air, stream over the internet (audio or video), or transmit in any other way, any live event without the consent of the University of Miami athletics department. Live events include varsity contests, press conferences (including but not limited to weekly scheduled and postgame press conferences) and any other group media availability. Exceptions may be made for any major news-breaking event. Failure to follow this policy will result in having credentials revoked.

## ARCHIVING OF EVENT AUDIO/VIDEO

It is not permissible for any non-rights holder to post, place, broadcast, or make available in any other way, audio or video event content that exceeds three (3) minutes in length. Events are defined as varsity contests, press conferences and any other group media availability. Archiving may not begin until the conclusion of the entire event. It is not permissible to reuse or post any video produced and/or owned by the University of Miami athletics department without the consent of the university.

## PHOTOGRAPHY

Miami follows NCAA and ACC rules regarding media representatives photographing games. Only properly credentialed photographers will be allowed in the designated photo areas of the Watsco Center as specified by the NCAA and ACC.

NO photographers will be permitted to shoot from the sidelines. All photographers must remain in the Watsco Center's designated photo areas along the baselines. Photo credentials are subject to revocation by the Miami athletics communications office at any time.

## MEDIA CREDENTIALS

Requests for working media and photo credentials should be submitted to Megan Barnes at [meganbarnes@miami.edu](mailto:meganbarnes@miami.edu) by sports editors or sports directors of accredited media outlets. Requests should be made as early as possible and should be limited to working media only. Requests made within two days of the game may not be considered.

## UNAUTHORIZED CREDENTIAL USE

Credentials will be issued to working media only. Media credentials are not transferable and use by anyone other than members of the working media is unauthorized. Media credentials used in an unauthorized manner will be revoked immediately. News organizations allowing unauthorized individuals to use credentials will have their credentials revoked for the remainder of the year.

## QUESTIONS?

Please contact Megan Barnes via email at [meganbarnes@miami.edu](mailto:meganbarnes@miami.edu) or by phone at 305-284-6797 (office) or 630-651-8801 (cell) with any questions about the University of Miami women's basketball team.



## FACILITIES



### Watsco Center

The Watsco Center is a 200,000 square foot, 7,972-seat arena that is home to the University of Miami men's and women's basketball teams. It was called the BankUnited Center from 2005-16 and the UM Convocation Center from 2003-05.

Watsco, Inc., based in Miami, is traded on the NYSE and is the largest distributor of air conditioning, heating and refrigeration products, with annual sales approaching \$5 billion, 6,000 employees and over 600 locations throughout North America. Watsco has provided funding to the University since the 1990s through its 'Watsco Kids' program, providing children in the community free access to performance arts, sports and other events at the University.

The Canes opened the arena Jan. 4, 2003, with an overtime win over North Carolina. Since then, Miami has won the ACC regular-season championship in the building and hosted NCAA women's basketball tournament games.

Since its opening, the arena has hosted a number of memorable events and sold-out shows, including Coldplay, DaBaby, Drake, The Fray, Green Day, Kodak Black, John Mayer and Lil Baby. It has also served as the setting for televised events and award shows such as the 2004 Presidential Debates, All Elite Wrestling, Billboard's Latin Music Awards, Premio Lo Nuestro, Premios Juventud, The X Factor and Unplugged featuring Ricky Martin and Thalia.

The venue has welcomed world-renowned figures and politicians, including His Holiness the Dalai Lama, former United States Presidents Bill Clinton and Barack Obama, former Secretary of State Hillary Clinton, former Vice President Joe Biden and late Senator John McCain.



### Fieldhouse

The 29,000-square foot on-campus practice facility that is conveniently located adjacent to the Watsco Center opened in March of 2009. The facility houses a pair of full-sized basketball courts with 14 baskets, as well as a multi-purpose room to host a variety of events. Miami basketball players have access to the secure facility 24 hours per day, allowing the Hurricanes court time at any time all year.

The Hurricanes use the facility for both conditioning and practice sessions, as well as for individual workouts and pick-up games. The Fieldhouse was also honored for its sustainability components, earning the LEED Gold designation, established by the U.S. Green Building Council & verified by the Green Building Certification Institute.





**DR. JULIO FRENK**

**UNIVERSITY PRESIDENT**  
UNIVERSIDAD NACIONAL  
AUTÓNOMA DE MÉXICO, 1979

Dr. Julio Frenk, a noted leader in global public health and a renowned scholar and academic, was named the sixth president of the University of Miami in April 2015. He assumed his leadership post on August 16, 2015.

Prior to joining the University of Miami, Dr. Frenk was Dean of the Faculty at the Harvard T.H. Chan School of Public Health since January 2009. While at Harvard, he was also the T & G Angelopoulos Professor of Public Health and International Development, a joint appointment with the Harvard Kennedy School of Government.

Dr. Frenk served as the Minister of Health of Mexico from 2000 to 2006. He pursued an ambitious agenda to reform the nation's health system and introduced a program of comprehensive universal health insurance, known as Seguro Popular, which expanded access to health care for tens of millions of uninsured Mexicans.

Dr. Frenk was the founding director-general of the National Institute of Public Health in Mexico, one of the leading institutions of health education and research in the developing world. In 1998 Dr. Frenk joined the World Health Organization (WHO) as executive director in charge of Evidence and Information for Policy, WHO's first-ever unit explicitly charged with developing a scientific foundation for health policy to achieve better outcomes.

He also served as a senior fellow in the global health program of the Bill & Melinda Gates Foundation and as president of the Carso Health Institute in Mexico City. He is the founding chair of the board of the Institute for Health Metrics and Evaluation at the University of Washington. He also co-chaired the Commission on the Education of Health Professionals for the 21st Century, which published its influential report in the leading journal *The Lancet* in 2010, triggering a large number of follow-up initiatives throughout the world.

Dr. Frenk holds a medical degree from the National Autonomous University of Mexico, as well as a master of public health and a joint doctorate in Medical Care Organization and in Sociology from the University of Michigan, Ann Arbor. He has been awarded honorary doctorates from several institutions of higher learning. In September of 2008, Dr. Frenk received the Clinton Global Citizen Award for changing "the way practitioners and policy makers across the world think about health."

He is a member of the U.S. Institute of Medicine, American Academy of Arts and Sciences, and National Academy of Medicine of Mexico.

In addition to his scholarly works, which include more than 140 articles in academic journals, as well as many books and book chapters, he has written two best-selling novels for youngsters explaining the functions of the human body.



**DR. MARVIN DAWKINS**

**FACULTY REPRESENTATIVE**  
EDWARD WATERS COLLEGE, 1970

Dr. Marvin Dawkins, a distinguished professor in the Department of Sociology at the University of Miami, is in his fifth year as the Faculty Athletics Representative. He was named to the post in April 2012, replacing Clyde McCoy after his 17 years of service in that role.

In his FAR post, Dawkins is responsible for ensuring the academic integrity of students participating in University athletic programs and helping to oversee institutional control of the Department of Athletics. The Faculty Athletics Representative serves as a liaison between the University and the athletic department. This individual is the University's voting delegate to the ACC and represents UM with the NCAA and ACC.

Dawkins received his doctorate from Florida State and completed his postdoctoral research fellowships at Howard University and The Johns Hopkins University. He previously served on the faculties of the University of Maryland, Old Dominion University and the University of Wisconsin-Parkside.

His research focuses on issues of race and social equity in such areas as education, career aspirations and mobility, substance abuse prevention, and sports. He has published widely in these areas, including his most recent article titled "Race and Pathways to Power in the National Football League" (with Jomills H. Braddock and Erica Smith), which appears in *American Behavioral Scientist* (2012). His research on golf includes book chapters, scholarly articles, and the book *African American Golfers During the Jim Crow Era* (Praeger 2000), coauthored with Graham C. Kinloch. Dawkins was recently appointed to the United States Golf Association Museum Committee and is currently completing a study on the media treatment of black golfers from the Jim Crow era to the present.



# ATHLETICS ADMINISTRATION

INTRODUCTION



## DAN RADAKOVICH

VP / DIRECTOR OF ATHLETICS  
INDIANA (PA), 1980

Dan Radakovich was named the 14th Director of Athletics in University of Miami history on December 8, 2021, returning to his graduate school alma mater as one of the nation's most decorated and successful college athletics administrators.

Radakovich, who most recently served as Director of Athletics at Clemson for nine years, launched his career at UM in 1983 as the Hurricanes' athletic business manager, an experience which charted a course that has now spanned seven schools and 30-plus years as a visionary leader in all aspects of college athletics.

In his first six months in Coral Gables, Radakovich has worked with campus leaders to chart an ambitious course for Miami Athletics with respect to facilities, sport sponsorship, fundraising and staff development. He has hired two new head coaches (golf, rowing) and extended the contracts of five others. He has worked closely with new football head coach Mario Cristobal to ramp up recruiting, evaluation, sports science and creative resources. He has presided over a department that produced its 84th individual national champion (diver Mia Vallée); its first men's basketball Elite Eight appearance; its first ACC Tournament final appearance for women's basketball; its fourth women's track and field ACC outdoor title; its highest season-ending women's tennis ranking since 2013; and the rowing team's first CRCA poll ranking in program history.

Miami was one of just two schools (along with North Carolina) this past season to have its football team qualify for a bowl game, its men's basketball team reach the Sweet 16 and its baseball team host a regional. In addition, UM was one of just three schools (along with Michigan and Tennessee) to have its teams advance to the postseason in football, men's basketball, baseball, women's basketball and women's volleyball.

Radakovich is the immediate past President of LEAD1, which represents athletic directors at the Division I level. He was named 2017 SportsBusiness Journal Athletic Director of the Year after being a finalist in 2015. In 2014, Radakovich was one of 13 people, including one of only five FBS Directors of Athletics, to be named to first College Football Playoff committee.

At Clemson, Radakovich oversaw the most successful stretch in Tigers football history as the program won two national championships (2016, 2018), six ACC titles and made six College Football Playoff appearances.

Radakovich continuously led the Tigers athletic department to high achievements, both on the field and in the classroom, while developing significant upgrades in finance and facilities.

Clemson set a school record in the NCAA's most recent Graduation Success Rate (GSR) report, posting a 95 percent score, which also tied for first in the ACC amongst public schools. Eight Tigers programs earned perfect scores. Clemson student-athletes recorded nine semesters with a 3.0 GPA or higher, including a record 3.57 GPA in the spring of 2020. Radakovich guided the department successfully throughout the pandemic, helping Clemson to reopen athletic operations, including safely hosting 112,367 fans at Memorial Stadium in 2020, third most in the nation.

In 2020-21, Clemson had its best finish in the Leaflet Directors' Cup since 2007, finishing No. 36. Highlighting

the athletic year, the football program claimed the ACC title and appeared in the College Football Playoff, the men's soccer program claimed the 2020 ACC championship, and the women's soccer program advanced to the Elite Eight. Additionally, Radakovich oversaw the development of the softball program at Clemson, which officially began in the spring of 2020. That program earned the ACC regular-season championship in 2021 and made its first trip to the NCAA Tournament. Clemson also made NCAA appearances in men's basketball, indoor and outdoor track & field and men's and women's golf.

During Radakovich's tenure, IPTAY, the school's fundraising arm, saw significant increases in contributions and he was instrumental along with the IPTAY Board of Directors in the Cornerstone Partner Program, which together has helped fund numerous investments in infrastructure and the student-athlete experience.

During the 2018-19 school year, Clemson won its second football national championship in three years, defeating Alabama 44-16. During the 2017-18 school year, Clemson became the first school in history to reach the College Football Playoff, advance to the Sweet 16 of the NCAA Men's Basketball Tournament and host a baseball regional in the same season.

Since 2013, Clemson received approvals for more than \$200 million in facility improvements and increased spending on direct student-athlete development programs, including nutrition, mental health and professional development, by \$2.4 million. His department increased overall revenue from \$69 million in fiscal year 2014 to a budgeted \$131 million in fiscal year 2020. Littlejohn Coliseum opened to rave reviews following a \$63 million renovation. The Allen N. Reeves Football Complex opened in 2017, setting the standard for football facilities around the country. The Nier Family Student-Athlete Enrichment Center opened as a state-of-the-art facility for student-athlete development in the classroom and community. The development, rebranding and expansion of football's P.A.W. Journey highlighted a best-in-class approach to preparation for life after their Clemson football careers.


Prior to his arrival, Radakovich amassed a wealth of experience serving in significant athletic administrative roles at Georgia Tech, LSU, American, South Carolina, Long Beach State and UM.

Radakovich came to Clemson from Georgia Tech, where he served as Director of Athletics for six years (2006-12). Prior to his tenure at Georgia Tech, Radakovich worked as a Senior Associate Athletic Director at LSU from 2001-06. He had many responsibilities that dealt with the football program and worked closely with then-head coach Nick Saban, including the year the Tigers won the national title in 2003.

From 2000-01 Radakovich was Director of Athletics at American University. Between 1994 and 2000, he served as Chief Financial Officer at South Carolina. He gained experience on the West Coast from 1989-94, when he was a Senior Associate Athletic Director at Long Beach State. Radakovich worked at The U from 1983-85 as Athletics Business Manager.

Radakovich, a native of Aliquippa, Pa., is a 1980 graduate of Indiana (Pa.), where he earned a bachelor's degree in finance. He was also a football letterman and student coach with the Crimson Hawk program, and he was inducted into the school's athletic hall of fame in 2021. He previously was enshrined into the Beaver County Sports Hall of Fame in 2008 and was recognized as a distinguished alumnus from Indiana in 2009.

Radakovich and his wife, Marcie, have two sons, Christian, a 2012 Georgia Tech graduate, and Grant, a 2015 Mercer graduate who was a tight end on Clemson's 2016 national championship football team.



## JENN STRAWLEY

SENIOR DEPUTY AD  
PENNSYLVANIA, 1998

Jennifer Strawley joined the University of Miami on June 18, 2012 and currently serves as Deputy Director of Athletics and Chief Operating Officer. She also serves as the departments Senior Woman Administrator.

Serving as the second-in-command, Strawley provides strategic direction for the department and assists the Director of Athletics with the day-to-day operations. She is the sport administrator for football, women's basketball and women's tennis. Strawley leads the department's strategic planning initiatives, policy development and implementation, coordination of department and coaches meetings and gender equity and inclusion initiatives. She oversees the areas of human resources, sports medicine, academic services, equipment / Adidas, video services and student-athlete development, as well as serves as a liaison to various campus groups, the ACC and the NCAA.

Strawley played a key role in the hiring of head football coach Manny Diaz, serving on the selection committee. In addition, she was instrumental in the development of Miami's annual Celebration of Women's Athletics recognizing the achievements of Miami's female student-athletes while raising money to support women's athletics.

Actively engaged in intercollegiate athletics nationally, Strawley has served on various committees within the NCAA and the ACC. She currently serves on the ACC Women's Basketball foresight committee, the ACC Equity Committee, the ACC Infractions and Sportsmanship Review Committee, the ACC Football Schedulers Group, and the NCAA Division I Women's Basketball Oversight Committee. She also serves on the board of directors for Women's Leaders in College Sports and the Women's Basketball Coaches Association.

Prior to UM, Strawley concluded her second tour with the NCAA as the Director of Academic and Membership Affairs. In this role, Strawley was instrumental in providing leadership in the areas of academic governance and development of academic policy.

Strawley rejoined the NCAA after serving as the Associate Athletics Director for Intercollegiate Sport Programs and Senior Woman Administrator at Columbia University from 2007-10. While at Columbia, she oversaw numerous varsity sport programs including football and was the athletics program liaison for gender equity and diversity initiatives.

Prior to her tenure at Columbia, Strawley was the Director of Membership Services and Student-Athlete Reinstatement at the NCAA. In this role, she provided oversight of the student-athlete reinstatement process and was instrumental in the implementation of the student-first philosophy.

Strawley first joined the NCAA in 1998 as an enforcement services intern. She is a 1998 graduate of the University of Pennsylvania where she earned her Bachelor of Arts degree in history. During her time at Penn, she was a two-year captain for the softball team. Strawley was inducted into the William Tennent High School Hall of Fame in 2014.



## JASON LAYTON

DEPUTY AD  
ST. LEO, 1999

Jason Layton serves as the University of Miami Deputy Director of Athletics and Chief Financial Officer, a position he took over in August 2017. He initially joined Miami in December 2014 as the Senior Associate Athletics Director for Communications and Sales.

In his current position, Layton is responsible for managing the department's business office, marketing, digital strategies, communications, ticket sales, ticket operations, client experience, video production and broadcast departments.

Additionally, Layton has oversight of all departmental licensing matters, Hurricane Sports Properties, serves as the department ACC Network liaison and is the sport administrator for men's basketball.

Since his arrival, Miami has seen exceptional growth in ticket sales and video production services in both content and broadcast with ESPN and the newly formed ACC Network.

Under his watch, Miami has seen an increased level of season ticket sales in football and men's basketball. Under Layton's guidance, Miami saw an unprecedented growth in football attendance during the 2016 season, as the Hurricanes totaled 42,000 season ticket holders and averaged 58,572 fans per game – the 27th-highest total in the nation and leader among all Power Five schools in percentage increase on a year-to-year basis (23 percent).

In addition, Miami sold out its entire 2015-16 and 2016-17 men's basketball season ticket allotment, marking the first time in Hurricane Athletics history that a team has sold out its entire season ticket allotment in back-to-back seasons.

Layton also serves as the primary contact for ESPN with the recent launch of the ACC Network, first in digital format in August 2016 and building to the linear network in fall of 2019.

Layton, a Florida native, arrived in Miami after spending the 2013 and 2014 seasons at Colorado State University where he served as the department's Senior Associate Athletics Director for Sales and Marketing. During his time in Fort Collins, Colo., Layton's ticket sales plans drove double-digit increases in football, volleyball, men's basketball and women's basketball revenue and tickets sold.

Before his arrival at Colorado State, Layton spent 13 years with the Tampa Bay Buccaneers. In his 13 years with the club, he handled a variety of responsibilities from sales, marketing, ticketing and luxury suite operations to advertising, accounting, finance and purchasing. Layton began his career with the Buccaneers as a customer service representative in 1999 before elevating to the role of Senior Director of Business Administration in 2011. Layton received his bachelor's and master's degrees from Saint Leo University in Saint Leo, Fla.



# ATHLETICS ADMINISTRATION

INTRODUCTION



## CRAIG ANDERSON

**DEPUTY AD**  
PITTSBURGH, 2005

Craig Anderson arrived at the University of Miami in March 2013 and was elevated to the role of Senior Associate Athletic Director for Compliance and appointed to the department's executive senior staff in July 2015.

Anderson is responsible for managing all aspects of the University's compliance program, including educating coaches, student-athletes, boosters, athletic department staff and other University officials about NCAA and Atlantic Coast Conference rules and regulations.

Anderson is also responsible for overseeing all compliance processes and procedures dealing with the University's monitoring of recruiting, eligibility, financial and certification. Anderson is a member of the National Association of Athletics Compliance Coordinators (NAAC) and is the sport administrator for the Miami baseball program.

Prior to his position at the University of Miami he held positions in Compliance at NC State, University of Virginia, UNLV and Marshall University.

Anderson graduated from the University of Pittsburgh in 2005 with a bachelor's degree in political science and a year later, he graduated from Marshall University with a master's degree in athletic administration.



## SHIRELLE JACKSON

**EXECUTIVE ASSOCIATE AD**  
**STUDENT-ATHLETE DEVELOPMENT**  
BOWLING GREEN, 1994

Shirelle Jackson is the Senior Associate Athletic Director of Student-Athlete Development at the University of Miami. Jackson initially joined Miami as the director of student-athlete development in March 2014 and was promoted to assistant AD in July 2016.

Elevated to her current title in August 2017, Jackson also oversees the Hurricanes' track and field programs.

Prior to joining the athletics department, Jackson spent the previous five years in various capacities in the College of Arts and Sciences at UM. Her initial position was a new role intended to enhance the athletic department's efforts to develop programming that will enhance the total development of our student-athletes.

Prior to arriving at UM, Shirelle was the director of athletic academic support services from 2005-08 at FIU, where she oversaw the management and operation of the school's academic support program for its 400 student-athletes. She also coordinated the academic and personal advising, class registration, tutors, study hall and study skills workshops. During her tenure at FIU, she saw her full-time staff increase to six and the student-athlete graduation rate improved by 16 percent.

She was the assistant director for student-athlete services for 11 months at Bowling Green State University in Bowling Green, Ohio. Her first athletics position was as assistant AD for student development from August 2002-July 2004 at Eastern Connecticut State.

Jackson was a four-year letter winner for the women's track and field team at Bowling Green. She received her bachelor's degree from Bowling Green in 1994 and her master's degree in counseling from Central Connecticut State in 1998. She is currently a doctoral candidate in higher education leadership at Nova Southeastern in Davie.

She is married to Jason Jackson, who is the play-by-play announcer for Miami HEAT radio broadcasts. The couple has two children – Justin and Jordan.



## MATTHEW SMALE

**EXECUTIVE ASSOCIATE AD  
BUSINESS OPERATIONS**  
MARYLAND, 2010

Matt Smale currently serves as Miami's Senior Associate Athletics Director of Business Operations.

Smale, who arrived to Coral Gables in July 2018 as the Assistant Athletics Director of Business Operations, plans, prepares and manages the department's operating budget, and oversees the daily operations of the business office. Smale serves as liaison to the university's budget and controller's offices, among other duties.

A Maryland native, Smale previously served as director of business operations for the University of Maryland's athletics department from September 2016 – July 2018. He spent nearly five years with Terrapins Athletics, beginning in November 2013 as an accountant before being promoted to assistant director of business operations in October 2015.

Smale spent more than two years at George Washington University as a business/compliance assistant, and has previous experience at D.C. United and the Bowie Baysox.

A 2010 graduate from the University of Maryland's Robert H. Smith School of Business, Smale graduated with his MBA from the University of Baltimore in December 2017. Smale and his wife, Kelly, live in Miami.



## CHRIS COHEN

**SR. ASSOCIATE AD  
DEVELOPMENT**  
MIAMI, 1997

Chris Cohen is responsible for all development operations for UM Athletics, including campaign oversight, major giving, annual fund, donor stewardship, event hospitality and coordination with central university development efforts. Cohen is currently in his 19th year overall at Miami.

Cohen has been a part of every major athletics fundraising initiative at the University since 2000, including the Hurricane Club annual fund, construction of a new home arena for our men's and women's basketball programs as well as both University-wide capital campaigns. During Cohen's tenure, he has solicited and secured gifts on over \$150 million in capital projects and facility improvements, including the Carol Soffer Indoor Practice Facility, Schwartz Center for Athletic Excellence, Watsco Center, Basketball Victory Fund, Alex Rodriguez Park, Hecht Athletic Center expansion and the Schiff Tennis Center.

Cohen is an original member of the Athletics fundraising team for the historic University-wide Momentum Campaign (2000-2008) that saw Miami as the first institution in the state of Florida to complete a \$1 billion capital campaign. During the Momentum Campaign, the Athletics team raised more than \$85 million, eclipsing a goal of \$68 million and also raised \$118 million toward the \$1.6 billion total for the Momentum2 Campaign completed in 2016.

Prior to working in the Hurricane Club, Cohen began his full-time career at UM Athletics in the ticket sales department where he was an account executive in one of college athletics' first outbound sales teams. Prior to UM Athletics, Cohen was a ticket sales associate for the Miami Heat.

Cohen is a two-time alumnus of the University of Miami, graduating with honors in 1997 with a bachelor's degree in business administration (majoring in sport management). Cohen went on to receive a master's degree in sport administration in 2009. He serves on the board of the University of Miami Sports Hall of Fame, is a published author and is an active guest lecturer in the Sport Administration department. He and his wife Gaby, have two children – son, Jake, and daughter, Sadie.



# ATHLETICS ADMINISTRATION

INTRODUCTION



## LUIS FEIGENBAUM

**SR. ASSOCIATE AD  
PERFORMANCE, HEALTH &  
WELLNESS**  
MIAMI, 1998, 2000

Luis Feigenbaum was named Senior Associate Athletics Director for Performance, Health and Wellness in August 2018. He was promoted after serving as the UHealth Chief of Sports Physical Therapy. He is also the program director for the University of Miami Sports Physical Therapy Residency and a clinical assistant professor in the Department of Physical Therapy at the Miller School of Medicine.

Luis is a Board Certified Sports Clinical Specialist (2008) through the American Board of Physical Therapy Specialties, Certified and Licensed Athletic Trainer (2003) by National Athletic Trainers Association, and a Certified Strength and Conditioning Specialist (2000) by the National Strength and Conditioning Association, a Certified Blood Flow Restriction Therapy (2016) provider, and has completed a FIFA Diploma in Sports Medicine (2017).

He is a two-time graduate of the University of Miami, in 1998 earning his B.S. in Health Science and 2000 with a master's degree in Physical Therapy. He earned his Doctor of Physical Therapy in 2011 from Temple University.

A native of Miami, Feigenbaum and his wife, Jessica, also a two-time alumna of the University of Miami, have two daughters, Siena and Presley.



## DAVID WYMAN

**SR. ASSOCIATE AD  
ACADEMIC SERVICES**  
FLORIDA A&M, 1984

"When you do the right things, the right things happen."

David Wyman has empowered over 2,000 student-athletes with his signature creed. Now in his 25th year, Wyman has advised and mentored a diverse population of student-athletes to become skilled professionals in many different careers.

Wyman is the Senior Associate Athletic Director for Academic Services at the University of Miami, a position he was promoted to in August 2017. Wyman is also the sport administrator for Miami's volleyball program.

He began his own career as an intern, and was quickly promoted to the full-time staff after working just two months in the academic services division. Wyman became the assistant director two years later, supervising the tutorial program and advising both the football and men's basketball teams. He was then promoted to associate director, taking on the responsibility of coordinating the NCAA eligibility certification for all 400-plus student-athletes.

Since 2004, Wyman has managed the Division of Athletic

Academic Services, currently leading a staff of eight full-time professionals. Under his leadership, the department and sport programs have gained national recognition and honors for continued growth in both academic progress rates (APR) and graduation success.

A 2016 inductee to the Iron Arrow Society, Wyman has helped guide the football team to a pair AFCA Academic Achievement Awards for graduating 100 percent of student-athletes in the freshman classes of 2002 and 2009.

Wyman is a 1994 graduate of Florida A&M with a bachelor's degree in accounting. He earned a master's degree in sports administration from St. Thomas University in 1995. Born in Staten Island, N.Y., he is married to Jewell, and the couple has three daughters: Rebecca, Dominique and Sarah. Wyman has been a Big Brother in the Miami-Dade Big Brother/Big Sister Organization and is also a member of Omicron Delta Kappa, The National Leadership Honor Society and the National Association of Academic Advisors for Athletics.



## CARTER TOOLE

**SR. ASSOCIATE AD  
CHIEF OF STAFF/STRAT. COMM.**  
NORTH CAROLINA, 1995

Carter Toole serves as the Senior Associate Athletic Director for Communications and Digital Strategy at the University of Miami. He joined the Hurricanes as an associate AD in November 2016 and was promoted to his current role in August 2017.

Toole oversees the communications, digital departments and video departments, as well as assists with publicity for the football program and head football coach Manny Diaz.

Toole previously co-owned a Nashville-based marketing agency, Wheelhouse Marketing Advisors, which was acquired by a local technology firm (Atiba) at the end of 2015. Before launching Wheelhouse he served as Vice President, Digital, at another Nashville firm, January & Associates.

Prior to entering the agency business, Toole worked in the National Football League for nine seasons with four teams. After public relations stints with the Green Bay Packers, Tennessee Titans and Tampa Bay Buccaneers, he joined the Houston Texans as the club's first director of internet services & publications.

He was part of the Texans' communications staff that won the Pete Rozelle Award in 2004 as voted on by the Pro Football Writers Association of America. Toole has also worked eight Super Bowls as a member of the NFL's media relations staff.

Toole started his sports communications career in the media relations offices at Arizona State University and the University of North Carolina at Chapel Hill, where he earned his bachelor's degree.

A native of Alexandria, Va., Toole and his wife, Barbara, have two daughters.

# OPPONENT QUICK FACTS



## ARKANSAS PINE BLUFF GOLDEN LIONS

Location: Pine Bluff, Ark.  
Colors: Black and Gold  
Arena: H.O. Clemmons Arena  
Capacity: 4,100  
Conference: SWAC  
Head Coach: Dawn Thornton  
Career Record/Yrs: 64-107/6  
Record at School: 23-56/3

SID: Keionte Brown  
Phone: 870-515-1245  
Email: brownkai@uapb.edu  
2021-22 Record: 13-15  
Conf. Record/Finish: 9-9/10th  
Postseason: N/A  
Series Record: 1-0, UM  
Last Meeting: 78-65, UM (12/6/21)



## FLORIDA GATORS

Location: Gainesville, Fla.  
Colors: Orange and Blue  
Arena: Exatech Arena  
Capacity: 10,151  
Conference: SEC  
Head Coach: Kelly Rae Finley  
Career Record/Yrs: 21-11/1  
Record at School: 21-11/1

SID: Andrew Hille  
Phone: 317-697-7939  
Email: andrewh@gators.ufl.edu  
2021-22 Record: 21-11  
Conf. Record/Finish: 10-6/T-4th  
Postseason: First Round (NCAAT)  
Series Record: 28-14, UF  
Last Meeting: 77-64, UM (3/21/10)



## BOSTON COLLEGE EAGLES

Location: Chestnut Hill, Ma.  
Colors: Red and White  
Arena: Conte Forum  
Capacity: 8,606  
Conference: ACC  
Head Coach: Joanna Bernabei-McNamee  
Career Record/Yrs: 188-117/10  
Record at School: 62-52/4

SID: Chase Colliton  
Phone: 617-552-3004  
Email: collitoc@bc.edu  
2021-22 Record: 21-12  
Conf. Record/Finish: 10-8/T-7th  
Postseason: Sweet 16 (WNIT)  
Series Record: 29-19, UM  
Last Meeting: 79-66, BC (12/2/22)



## FLORIDA ATLANTIC OWLS

Location: Boca Raton, Fla.  
Colors: Blue and Red  
Arena: FAU Arena  
Capacity: 2,500  
Conference: C-USA  
Head Coach: Jennifer Sullivan  
Career Record/Yrs: 5-25/1  
Record at School: 5-25/1

SID: Jonathan Caudle  
Phone: N/A  
Email: caudlej@fau.edu  
2021-22 Record: 5-25  
Conf. Record/Finish: 1-10/17th  
Postseason: N/A  
Series Record: 19-0, UM  
Last Meeting: 56-46, UM (12/18/21)



## BOSTON UNIVERSITY TERRIERS

Location: Boston, Ma.  
Colors: Maroon and Gold  
Arena: Case Gym  
Capacity: 1,800  
Conference: Patriot League  
Head Coach: Melissa Graves  
Career Record/Yrs: 17-14/1  
Record at School: 17-14/1

SID: Connor Giblin  
Phone: 617-358-0045  
Email: cgiblin@bu.edu  
2021-22 Record: 17-14  
Conf. Record/Finish: 12-6/T-3rd  
Postseason: N/A  
Series Record: 1-0, UM  
Last Meeting: 87-69, UM (1/11/90)



## FLORIDA STATE SEMINOLES

Location: Tallahassee, Fla.  
Colors: Garnet and Gold  
Arena: Donald L. Tucker Center  
Capacity: 11,500  
Conference: ACC  
Head Coach: Brooke Wyckoff  
Career Record/Yrs: 10-9/1  
Record at School: 10-9/1

SID: Steve Stone  
Phone: 850-644-4836  
Email: sstone@fsu.edu  
2021-22 Record: 17-14  
Conf. Record/Finish: 10-8/T-7th  
Postseason: First Four (NCAAT)  
Series Record: 48-17, FSU  
Last Meeting: 76-59, UM (2/13/22)



## CLEMSON TIGERS

Location: Clemson, S.C.  
Colors: Orange and Regalia  
Arena: Littlejohn Coliseum  
Capacity: 9,000  
Conference: ACC  
Head Coach: Amanda Butler  
Career Record/Yrs: 280-230/16  
Record at School: 50-71/4

SID: Chandler Simpson  
Phone: 864-918-9843  
Email: mcsimp2@clemson.edu  
2021-22 Record: 10-21  
Conf. Record/Finish: 3-15/13th  
Postseason: N/A  
Series Record: 17-8, UM  
Last Meeting: 76-40, UM (1/27/22)



## GEORGIA TECH YELLOW JACKETS

Location: Atlanta, Ga.  
Colors: Old Gold and White  
Arena: McCamish Pavilion  
Capacity: 8,600  
Conference: ACC  
Head Coach: Nell Fortner  
Career Record/Yrs: 220-148/12  
Record at School: 58-31/3

SID: Liz Ryan  
Phone: 404-894-5445  
Email: lryan@athletics.gatech.edu  
2021-22 Record: 21-11  
Conf. Record/Finish: 11-7/6th  
Postseason: First Round (NCAAT)  
Series Record: 19-17, UM  
Last Meeting: 51-39, UM (2/20/22)



## COLUMBIA LIONS

Location: New York, N.Y.  
Colors: Blue and White  
Arena: Francis S. LeVien Gym  
Capacity: 2,500  
Conference: Ivy League  
Head Coach: Megan Griffith  
Career Record/Yrs: 71-71/6  
Record at School: 71-71/6

SID: Kyle Mattracion  
Phone: 845-416-4372  
Email: km3238@columbia.edu  
2021-22 Record: 25-7  
Conf. Record/Finish: 12-2/2nd  
Postseason: Elite Eight (WNIT)  
Series Record: N/A  
Last Meeting: N/A



## LOUISVILLE CARDINALS

Location: Louisville, Ky.  
Colors: Red and Black  
Arena: KFC Yum! Center  
Capacity: 22,000  
Conference: ACC  
Head Coach: Jeff Walz  
Career Record/Yrs: 284-108/14  
Record at School: 284-108/14

SID: Nick Evans  
Phone: 502-852-3085  
Email: nick.evans@louisville.edu  
2021-22 Record: 29-5  
Conf. Record/Finish: 16-2/2nd  
Postseason: Final Four (NCAAT)  
Series Record: 7-3, UL  
Last Meeting: 61-59, UM (3/4/22)



## DEPAUL BLUE DEMONS

Location: Chicago, Ill.  
Colors: Royal Blue and Scarlet  
Arena: Wintrust Arena  
Capacity: 10,387  
Conference: BIG EAST  
Head Coach: Doug Bruno  
Career Record/Yrs: 758-368/36  
Record at School: 758-368/36

SID: Paul Stromberg  
Phone: 773-325-7525  
Email: paul.stromberg@depaul.edu  
2021-22 Record: 22-11  
Conf. Record/Finish: 14-6/4th  
Postseason: First Four (NCAAT)  
Series Record: 1-0, DU  
Last Meeting: 89-83, DU (1/23/19)



## LOYOLA CHICAGO RAMBLERS

Location: Chicago, Ill.  
Colors: Maroon and Gold  
Arena: Gentile Arena  
Capacity: 4,557  
Conference: Atlantic 10  
Head Coach: Allison Guth  
Career Record/Yrs: 99-74/6  
Record at School: N/A

SID: Ryan Haley  
Phone: 773-508-2557  
Email: jhaley2@luc.edu  
2021-22 Record: 18-12  
Conf. Record/Finish: 10-8/5th  
Postseason: N/A  
Series Record: 2-0, UM  
Last Meeting: 81-43, UM (12/6/16)



## DUKE BLUE DEVILS

Location: Durham, N.C.  
Colors: Blue and White  
Arena: Cameron Indoor Stadium  
Capacity: 9,314  
Conference: ACC  
Head Coach: Kara Lawson  
Career Record/Yrs: 20-14/2  
Record at School: 20-14/2

SID: Jalen Manning  
Phone: 919-668-7938  
Email: jalen.manning@duke.edu  
2021-22 Record: 17-13  
Conf. Record/Finish: 7-11/10th  
Postseason: N/A  
Series Record: 16-5, DU  
Last Meeting: 61-55, UM (3/3/22)



## MARYLAND EASTERN SHORE REDHAWKS

Location: College Park, Md.  
Colors: Maroon and Gray  
Arena: Hytche Center  
Capacity: 5,500  
Conference: MEAC  
Head Coach: Fred Batchelor  
Career Record/Yrs: 273-337/23  
Record at School: 213-290/17

SID: Shawn Yonker  
Phone: 410-651-6289  
Email: sryonker@umes.edu  
2021-22 Record: 12-16  
Conf. Record/Finish: 7-7/5th  
Postseason: N/A  
Series Record: 3-0, UM  
Last Meeting: 71-53, UM (12/16/19)





# OPPONENT QUICK FACTS

INTRODUCTION

## MIAMI HURRICANES

Location: Coral Gables, Fla.  
Colors: Orange and Green  
Arena: Watso Center  
Capacity: 7,972  
Conference: ACC  
Head Coach: Katie Meier  
Career Record/Yrs: 400-256/21  
Record at School: 324-211/17

SID: Megan Barnes  
Phone: 630-651-8801  
Email: meganbarnes@miami.edu  
2021-22 Record: 21-13  
Conf. Record/Finish: 10-8/T-7th  
Postseason: 2nd Round (NCAAT)  
Series Record: N/A  
Last Meeting: N/A



## STETSON HATTERS

Location: DeLand, Fla.  
Colors: Green and White  
Arena: Edmunds Center  
Capacity: 4,000  
Conference: ASUN  
Head Coach: Lynn Bria  
Career Record/Yrs: 405-403/27  
Record at School: 252-190/14

SID: Joseph Ashley  
Phone: 386-822-8130  
Email: shley@stetson.edu  
2021-22 Record: 20-12  
Conf. Record/Finish: 11-5/4th  
Postseason: WBI  
Series Record: 20-4, UM  
Last Meeting: 54-39, UM (11/14/21)



## NORTH CAROLINA TAR HEELS

Location: Chapel Hill, N.C.  
Colors: Carolina Blue and White  
Arena: Carmichael Arena  
Capacity: 6,822  
Conference: ACC  
Head Coach: Courtney Banghart  
Career Record/Yrs: 308-135/15  
Record at School: 54-32/3

SID: Dana Gelin  
Phone: 919-962-0083  
Email: dgelin@unc.edu  
2021-22 Record: 25-7  
Conf. Record/Finish: 13-5/T-3rd  
Postseason: Sweet 16 (NCAAT)  
Series Record: 15-12, UNC  
Last Meeting: 85-38, UNC (2/6/22)



## SYRACUSE ORANGE

Location: Syracuse, N.Y.  
Colors: Orange  
Arena: Carrier Dome  
Capacity: 35,121  
Conference: ACC  
Head Coach: Felisha Legette-Jack  
Career Record/Yrs: 343-279/20  
Record at School: N/A

SID: Olivia Coiro  
Phone: 315-443-2608  
Email: oacoiro@syr.edu  
2021-22 Record: 11-18  
Conf. Record/Finish: 4-14/T-11th  
Postseason: N/A  
Series Record: 22-12, UM  
Last Meeting: 71-65, SU (2/3/22)



## NORTH CAROLINA A&T AGGIES

Location: Greensboro, N.C.  
Colors: Blue and Gold  
Arena: Corbett Sports Center  
Capacity: 5,700  
Conference: Big South  
Head Coach: Tarrell Robinson  
Career Record/Yrs: 189-107/10  
Record at School: 189-107/10

SID: Will Toman  
Phone: 336-285-3609  
Email: wtoman@ncat.edu  
2021-22 Record: 14-15  
Conf. Record/Finish: 11-7/6th  
Postseason: N/A  
Series Record: 3-0, UM  
Last Meeting: 68-67, UM (11/22/19)



## VIRGINIA CAVALIERS

Location: Charlottesville, Va.  
Colors: Navy and Orange  
Arena: John Paul Jones Arena  
Capacity: 14,593  
Conference: ACC  
Head Coach: Amaka Agugua-Hamilton  
Career Record/Yrs: 74-15/3  
Record at School: 74-15/3

SID: Melissa Dudek  
Phone: 434-982-5500  
Email: dudek@virginia.edu  
2021-22 Record: 5-22  
Conf. Record/Finish: 2-16/T-14th  
Postseason: N/A  
Series Record: 11-10, UM  
Last Meeting: 71-55, UM (2/15/22)



## NC STATE WOLFPACK

Location: Raleigh, N.C.  
Colors: Red and White  
Arena: Reynolds Coliseum  
Capacity: 5,500  
Conference: ACC  
Head Coach: Wes Moore  
Career Record/Yrs: 780-238/33  
Record at School: 222-69/9

SID: Matti Smith  
Phone: 919-746-8682  
Email: mmsmith9@ncsu.edu  
2021-22 Record: 32-4  
Conf. Record/Finish: 17-1/1st  
Postseason: Elite Eight (NCAAT)  
Series Record: 15-11, NCST  
Last Meeting: 60-47, NC (3/6/22)



## VIRGINIA TECH HOKIES

Location: Blacksburg, Va.  
Colors: Maroon and Burnt Orange  
Arena: Cassell Coliseum  
Capacity: 10,000  
Conference: ACC  
Head Coach: Kenny Brooks  
Career Record/Yrs: 461-191/20  
Record at School: 124-69/6

SID: Carter Brown  
Phone: 540-231-6892  
Email: cart315@vt.edu  
2021-22 Record: 20-10  
Conf. Record/Finish: 13-5/T-3rd  
Postseason: First Round (NCAAT)  
Series Record: 21-10, UM  
Last Meeting: 70-63, VT (2/24/22)



## NORTH FLORIDA OSPREYS

Location: Jacksonville, Fla.  
Colors: Navy Blue and Gray  
Arena: Hodges Stadium  
Capacity: 9,300  
Conference: ASUN  
Head Coach: Darrick Gibbs  
Career Record/Yrs: 88-118/7  
Record at School: 88-118/7

SID: Brock Borgeson  
Phone: 630-440-2595  
Email: brock.borgeson@unf.edu  
2021-22 Record: 13-17  
Record/Finish: 5-11/T-8th  
Postseason: N/A  
Series Record: 6-0, UM  
Last Meeting: 81-39, UM (11/28/20)



## WAKE FOREST DEMON DEACONS

Location: Winston-Salem, N.C.  
Colors: Old Gold and Black  
Arena: LVJM Coliseum  
Capacity: 14,665  
Conference: ACC  
Head Coach: Megan Gebbia  
Career Record/Yrs: 160-106/9  
Record at School: N/A

SID: Andrew Kovar  
Phone: 336-758-1880  
Email: kovara@wfu.edu  
2021-22 Record: 16-17  
Conf. Record/Finish: 4-14/T-11th  
Postseason: N/A  
Series Record: 16-11, UM  
Last Meeting: 66-59, UM (1/27/22)



## NOTRE DAME FIGHTING IRISH

Location: Notre Dame, Ind.  
Colors: Gold and Blue  
Arena: Purcell Pavilion  
Capacity: 9,149  
Conference: ACC  
Head Coach: Niele Ivey  
Career Record/Yrs: 34-19/2  
Record at School: 34-19/2

SID: Ashton Pollard  
Phone: N/A  
Email: apollar2@nd.edu  
2021-22 Record: 24-9  
Conf. Record/Finish: 13-5/T-3rd  
Postseason: Sweet 16 (NCAAT)  
Series Record: 22-6, ND  
Last Meeting: 57-54, UM (3/5/22)



## PITTSBURGH PANTHERS

Location: Pittsburgh, Pa.  
Colors: Blue and Vegas Gold  
Arena: Petersen Events Center  
Capacity: 12,508  
Conference: ACC  
Head Coach: Lance White  
Career Record/Yrs: 32-79/4  
Record at School: 32-79/4

SID: Louie Spina  
Phone: 412-648-7774  
Email: lspina@athletics.pitt.edu  
2021-22 Record: 11-19  
Conf. Record/Finish: 2-16/T-14th  
Postseason: N/A  
Series Record: 25-9, UM  
Last Meeting: 60-50, UM (2/17/22)







# COACHES & STAFF

Head Coach Katie Meier.....	16-18
Associate Head Coach Fitzroy Anthony .....	19
Assistant Coach Shenise Johnson .....	20
Assistant Coach Josh Petersen.....	21
Basketball Staff .....	22-24
Support Staff .....	24



# KATIE MEIER

## HEAD COACH

18TH SEASON AT MIAMI, 324-211 | 22ND SEASON OVERALL, 400-256

### MEIER'S CAREER

#### ASSISTANT COACH

1993-94 UNC Asheville  
1994-99 Tulane

#### ASSOCIATE HEAD COACH

1999-2001 Tulane

#### HEAD COACH

2001-05 Charlotte  
2005-pres. Miami

### EDUCATION

Wheaton Central High School, 1985  
Duke University, 1989  
B.A. English (Literature)  
Duke University, 1990  
M.A. English (Teaching English)

### NCAA APPEARANCES

2003 - Charlotte - First Round  
2011 - Miami - Second Round  
2012 - Miami - Second Round  
2013 - Miami - First Round  
2015 - Miami - Second Round  
2016 - Miami - First Round  
2017 - Miami - Second Round  
2018 - Miami - First Round  
2019 - Miami - Second Round  
2022 - Miami - Second Round

### WNIT APPEARANCES

2004 - Charlotte - Second Round  
2005 - Charlotte - First Round  
2006 - Miami - Second Round  
2010 - Miami - Finals  
2014 - Miami - First Round

### PLAYING CAREER

Wheaton Central High School, 1981-85  
Duke University, 1985-88; 1989-90  
BBC Mini-Flat Waregem (Belgium), 1990-93

### AWARDS/MISCELLANEOUS

ACC Rookie of the Year, 1986  
GTE Academic All-American, 1988  
First Team All-ACC, 1990  
Kodak/WBCA District II All-American, 1990  
Duke University Hall of Honor Inductee, 2002  
ACC 50th Anniversary Team, 2002  
C-USA Coach of the Year, 2003  
WBCA Region 4 Coach of the Year, 2003  
ACC Legend, 2006  
Wheaton Central High School Hall of Fame Inductee, 2009  
ACC Coach of the Year, 2011  
Russell Athletic/WBCA Region 2 Coach of the Year, 2011  
AP National Coach of the Year, 2011  
USA Basketball Coach of the Year, 2013  
University of Miami Sports Hall of Fame Inductee, 2017

### PERSONAL

Hometown: Wheaton, Ill.

Katie Meier completed her 17th season at the helm of the Hurricanes' women's basketball program in 2021-22. A well-known and respected figure in women's basketball with 21 years of head coaching experience, Meier has worked tirelessly to put her mark on Miami's program and to build a winning tradition.

In her 17 seasons leading the Canes, Meier has amassed 10 20-win seasons and coached the team to 12 postseason appearances, including 10 straight from 2009-2019. Meier is the all-time winningest basketball coach – men's or women's – at Miami with 324 career victories.

Through the 2021-22 campaign, Meier boasts a career record of 400-256 and holds a 324-211 mark during her time heading up the Miami program.

### Honors and Accolades

Meier has been recognized for her coaching success numerous times throughout her career. From being named a co-recipient of the 2013 USA Basketball National Coach of the Year award following a 9-0 record and gold medal at the 2013 FIBA U19 World Championship, to being inducted into the University of Miami Sports Hall of Fame in 2017, Meier's name has become synonymous with elite basketball.

One of the most prestigious honors bestowed on Meier came at the conclusion of the 2010-11 season when she was named the Associated Press National Coach of the Year – sharing the award with Connecticut's Geno Auriemma and Stanford's Tara VanDerveer. That season, Meier led the Hurricanes into the NCAA tournament for the first time since 2004 and coached the Canes to their first NCAA Tournament win since 1993.

The Canes entered the 2010-11 season with high internal expectations, but were picked eighth in the Preseason ACC Poll. Miami exceeded all outside expectations posting a perfect 20-0 record inside BankUnited Center and finished conference play with a 12-2 record, earning their first regular season conference title since joining the league in 2004. As a result, Meier was named the ACC Coach of the Year and later would be selected as the WBCA/RUSSELL ATHLETIC Region 2 Coach of the Year, as voted on by her peers.

During the 2011-12 season, Meier coached the Canes to their highest ranking in program history at No. 5. Miami went undefeated at home for the second consecutive season, pushing the home win streak to 40 games.

Six coaches who have been assistants for Meier during her head coaching career have gone on to earn Division I head coaching positions: Octavia Blue (Kennesaw State), Lynn Bria (Stetson), Amanda Butler (Florida and Clemson), Darrick Gibbs (North Florida), Carolyn Kieger (Marquette and Penn State) and Stephanie McCormick (Western Carolina).

# HEAD COACH KATIE MEIER



## MEIER'S YEAR-BY-YEAR RECORDS

YEAR	SCHOOL	OVERALL		CONF.		POSTSEASON
		W-L	W-L	FINISH		
2001-02	Charlotte	16-13	7-7	t-7		
2002-03	Charlotte	21-9	12-2	1		NCAA 0-1
2003-04	Charlotte	17-14	8-6	7		WNIT 1-1
2004-05	Charlotte	22-9	9-5	t-5		WNIT 0-1
2005-06	Miami	17-13	6-8	6		WNIT 1-1
2006-07	Miami	11-19	2-12	11		
2007-08	Miami	9-21	2-12	12		
2008-09	Miami	13-17	2-12	t-10		
2009-10	Miami	22-14	4-10	t-10		WNIT 5-1
2010-11	Miami	28-5	12-2	t-1		NCAA 1-1
2011-12	Miami	26-6	14-2	2		NCAA 1-1
2012-13	Miami	21-11	11-7	t-4		NCAA 0-1
2013-14	Miami	16-15	8-8	8		WNIT 0-1
2014-15	Miami	20-13	8-8	8		NCAA 1-1
2015-16	Miami	24-9	10-6	t-5		NCAA 0-1
2016-17	Miami	24-9	10-6	7		NCAA 1-1
2017-18	Miami	21-11	10-6	t-6		NCAA 0-1
2018-19	Miami	25-9	12-4	4		NCAA 1-1
2019-20	Miami	15-15	7-11	t-11		N/A
2020-21	Miami	11-11	8-10	t-9		
2021-22	Miami	21-13	10-8	t-7		NCAA 1-1
	<b>Overall</b>	<b>400-256</b>	<b>172-152</b>			<b>13-15</b>

### All About the Players

Meier has developed Miami into a program committed to its players and said players have flourished over the last 17 years.

Five All-Americans have emerged under Meier's tutelage: Tamara James (2006), Shenise Johnson (2011, 2012), Riquana Williams (2011, 2012), Adrienne Motley (2016) and Beatrice Mompremier (2019, 2020).

All five of those players were drafted into the WNBA following their time at Miami, most recently being Mompremier who was selected 20th overall by the Los Angeles Sparks in the 2020 WNBA Draft. In total, Meier has coached 29 players that have gone on to play professionally, whether that is in the WNBA or overseas.

Under Meier's direction, 14 players have earned All-ACC Team postseason accolades, including Shenise Johnson who earned ACC Player of the Year (2011). Five Canes have been tabbed to the ACC All-Defensive Team, while five rookies have made an appearance on the ACC All-Freshman Team. Emese Hof ('18), earned the first ACC Most Improved Player for Miami in program history.

Meier's players have also excelled in the classroom as 12 players have earned a spot on the ACC All-Academic team, with four players earning multi-year bids. Additionally, Miami has placed someone on the ACC Honor Roll in 17 of Meier's 17 seasons.

### A New Era

Hired April 19, 2005, Meier was appointed by then-Miami AD Paul Dee in front of national and local media, fans, alumni and support staff, signifying the beginning of a new era.

Following an unprecedented career as one of the greatest athletes to ever play in the Atlantic Coast Conference, Meier quickly established herself in the coaching ranks. Following an impressive four-year tenure as the head coach at Charlotte where she helped bring the 49er program into national prominence, Meier made it clear that her goal was to make Miami one of the premier women's basketball programs in the country.

### Creating a Winning Program

In her first season, Meier wasted little time in making the first steps towards those goals. After receiving little attention in the ACC preseason polls, the Hurricanes posted an impressive overall record of 17-13. Under Meier, Miami earned a berth into the second round of the 2006 Women's National Invitation Tournament and standout Tamara James produced one of the greatest seasons ever seen by a UM player, becoming Miami's all-time leading scorer. James was selected with the eighth overall pick in the 2006 WNBA Draft by the Washington Mystics.

Over the next two years, the Hurricanes continued to develop under Meier's direction. Miami's Renee Taylor emerged as the ACC's leading scorer in 2006-07, while Maurita Reid finished the 2007-08 campaign with 110 steals, good for second in the ACC and fifth in the NCAA.

With the No. 21-ranked incoming recruiting class, Meier and the Hurricanes saw significant improvement during the 2008-09 season. The freshman class was highlighted by McDonald's All-American Shenise Johnson of Henrietta, N.Y., and Riquana Williams from nearby Pahokee, Fla. Under Meier's guidance, Johnson was named the ACC Rookie of the Week on three occasions and was named to the ACC All-Freshmen team as well as ACC Honorable Mention.

The versatile guard/forward also led the U19 USA team to a gold medal finish in the 2009 World Championships in Bangkok, Thailand.

The 2009-10 season was one of the most successful in program history. Under Meier's vision, the Hurricanes advanced to the WNIT Championship game. Miami posted a 22-14 overall record – the first 20-win campaign since the 2002-03 season and just the eighth all-time in history. In her sophomore season, Johnson was named first team All-ACC, while a healthy Riquana Williams garnered second-team honors. The tandem led Miami to a 5-1 WNIT record – the deepest postseason run in team history, with both earning all-tournament honors along the way.

Following the success of the 2009-10 campaign, Meier signed a contract extension through 2015 and the Hurricanes continued their rise in the ACC. Miami earned a conference regular season title in 2010-11 and returned to the NCAA Tournament for the first time in seven seasons. Johnson was named to four different All-America squads and became the second player in program history to be named the conference player of the year (Frances Savage – BIG EAST – 1992). Williams, along with Johnson, was named First Team All-ACC and was the conference scoring leader, posting 21.7 points per game.

Miami's dominance continued into the 2011-12 season. The Canes finished second in the conference standings with a record of 14-2 and were 26-6 overall, earning a No. 3 seed in the NCAA Tournament. UM also defeated the eventual conference tournament champion, Maryland, both times they played in the regular season.

Seniors Shenise Johnson and Riquana Williams continued to shine in the ACC as the duo were second and third in the league in scoring and each were again named First Team All-ACC.

Johnson was also named to the All-ACC Defensive Team for the third consecutive season and earned a place on five different All-America teams, including the WBCA squad for the second straight year. Williams earned AP All-



# HEAD COACH KATIE MEIER

## MEIER'S CAREER RECORDS

SCHOOL	YEARS	OVERALL	CONF.
Charlotte	2001-05	76-45	36-20
Miami	2005-pres.	324-211	136-132
<b>Overall</b>	<b>21 seasons</b>	<b>400-256</b>	<b>172-152</b>

America third team recognition in her final collegiate campaign as well.

The Hurricanes went to a school record third straight NCAA Tournament in 2012-13, earning a No. 8 seed. Meier's Hurricanes defeated two top-10 opponents during the season, besting No. 6/7 Penn State and knocking off No. 5/4 Duke on senior day, marking the first win over a team in the top four of either poll in program history and the school's first win over the

Blue Devils, who went 20-1 against ACC opponents that season, including winning the ACC Tournament.

After reaching the WNIT in 2014, Meier guided the Hurricanes back to the NCAA Tournament in 2015 and the 11th-seeded Hurricanes defeated No. 6 seed Washington in the first round, before dropping their second round matchup against third-seeded Iowa, the host school.

Earlier in the 2014-15 season, Meier also led the Hurricanes to the program's first win over a team in the top four of the AP Poll. They defeated No. 4/4 Notre Dame, 78-63, the Fighting Irish's only loss in their first two years in the ACC. Sophomore guard Adrienne Motley went on to be named a consensus First Team All-ACC pick after averaging 16.9 points on 49.2 percent shooting. Meier also earned her 250th career win during the season.

In 2015-16, Meier led Miami to a 24-9 record to tie for the fifth-most wins in a season in program history. Miami received a No. 5 seed the NCAA Tournament and made its fifth appearance in the field in the past six years. The 2015-16 campaign also saw the Hurricanes beat both Duke and North Carolina in the same year for the first time. The victory at North Carolina was good for the 200th of Meier's tenure at Miami. Adrienne Motley was also tabbed as a consensus First Team All-ACC honoree for the second straight year, in addition to garnering WBCA All-America Team Honorable Mention recognition.

In 2016-17, Meier guided the Hurricanes to a second straight 24-9 record. In the quarterfinals of the ACC Tournament, Miami again defeated a Florida State team ranked in the top 10, downing the No. 8/12 Seminoles, 56-54, to earn back-to-back semifinal appearances for the first time.

The Hurricanes beat four top-25 teams, defeating three ranked teams – two of which were in the top 10 – away from home for the first time in the ACC era. Miami earned a No. 4 seed in the NCAA Tournament, hosting the first two rounds of play, and reached the second round for the fourth time in seven years.

Adrienne Motley and Jessica Thomas were both Second Team All-ACC picks in 2016-17, with Motley becoming Miami's fifth WNBA Draft pick. In addition, Motley, Thomas and Keyona Hayes formed the second Miami teammate trio to all reach 1,000 points and each signed a WNBA contract, the first time three Hurricanes in the same class did so.

Despite losing many talented players to graduation and injuries, Meier led the Hurricanes to a 21-11 finish in 2017-18 and surpassed 250 wins in her tenure with the program. Erykah Davenport, a Second Team All-ACC honoree, and Keyanna Harris became the first Miami seniors to make four straight NCAA Tournaments. Miami had two freshman all-league honorees for the first time since 1992-93 in the BIG EAST, as Mykea Gray and Kelsey Marshall both made the cut.

In 2018-19, Meier guided her team to a 10th consecutive postseason appearance, including an eighth trip to the NCAA Tournament in the last nine years and fifth straight NCAA Tournament bid. Miami also reached 20-plus wins for the ninth time in 10 years and double-digit ACC victories for the seventh time in nine years.

The 2019-20 and 2020-21 seasons were some of the more challenging years as a head coach for Meier as she navigated the Hurricanes through the playing during the COVID-19 pandemic. Miami finished both seasons eligible for postseason play, but the 2020 NCAA Tournament and WNIT were both cancelled due to the pandemic.

Meier's 17th season at Miami was highlighted by numerous achievements and milestones. In the first game of the season, Meier became the all-time winningest basketball coach – men's or women's – at Miami, passing Cane legend Ferne Labati (303).

The Hurricanes faced ups and downs throughout the year but got hot in the final weeks of the season, embarking on an 8-2 tear through the ACC. Miami made a run all the way to the ACC Tournament Championship Game, marking the first finals appearance in program history. The Hurricanes defeated a pair of top-25 teams in No. 4 Louisville and No. 20 Notre Dame en route to the finals.

Miami returned to the NCAA Tournament for the 10th time under Meier in 2022, besting South Florida in the first round. The win over South Florida also marked Meier's 400th career win as a head coach.

## Establishing Her Legacy as a Player

Meier's success as a coach is a direct reflection of her playing career as a standout at Duke University. A four-year letter winner for the Blue Devils under head coach Debbie Leonard from 1986-90, Meier's name is scattered throughout the Duke record books.

She currently ranks among the school's all-time career leaders in scoring average (16.2 points per game), steals (232), free throws made (447) and free throws attempted (624). She is also listed among Duke's leaders in career points (1,761), field goals made (653), field goals attempted (1,283), assists (409) and rebounding average (6.1 rebounds per game).

Meier wasted no time making her mark at Duke, earning ACC Rookie of the Year and Basketball Yearbook Freshman All-America honors in 1986. Meier injured her knee in 1988 during her junior season and ultimately missed the entire 1988-89 campaign while recovering.

Meier returned to Duke for her senior season in 1990 without missing a beat, earning Kodak/WBCA District 2 All-America and All-ACC first team accolades while being named the Blue Devils' most valuable player.

In 2002, Meier was honored by Duke for her efforts as a player when she was named to the inaugural induction class in the Blue Devils' Hall of Honor. That same year, Meier was named to the ACC's 50th Anniversary Team. In 2006, she was once again honored by the conference when she was named an ACC Legend at the 2006 ACC Women's Basketball Tournament.

COACHES & STAFF



# FITZROY ANTHONY

**ASSOCIATE HEAD COACH**

**EIGHTH SEASON AT MIAMI (11TH OVERALL) | PALM BEACH ATLANTIC, 2008**



## PERSONAL

Hometown: Boca Raton, Fla.  
Education: Palm Beach Atlantic, 2008

## COACHING EXPERIENCE

**CORAL SPRINGS CHARTER SCHOOL**  
Head Coach, 2010-12

**FLORIDA ATLANTIC**  
Assistant Coach, 2012-15

**MIAMI**  
Assistant Coach, 2015-2020  
Assistant Head Coach, 2020-pres.  
Associate Head Coach, 2022-pres.

## NCAA APPEARANCES

2016 - Miami - First Round  
2017 - Miami - Second Round  
2018 - Miami - First Round  
2019 - Miami - Second Round  
2022 - Miami - Second Round

Fitzroy Anthony was named an assistant coach for the University of Miami women's basketball program on May 18, 2015.

The Hurricanes have reached the NCAA Tournament in four of the six years that Anthony has been on staff, including two Round of 32 berths on their home court (2017 and 2019). There was no NCAA Tournament in 2019-20 due to the novel coronavirus pandemic. Miami holds a 109-53 record during Anthony's tenure as an assistant coach for the Canes.

Anthony has worked with five All-ACC performers in forward/centers Erykah Davenport, Beatrice Mompremier and Emese Hof, and guards Adrienne Motley and Jessica Thomas.

Motley and Mompremier both earned WBCA All-America Honorable Mention accolades and became the fifth (2017) and sixth (2020) WNBA draft picks in program history, respectively.

Anthony has also helped guide two guards, Endia Banks and Kelsey Marshall, to ACC All-Freshman Team recognition.

Prior to joining the Hurricanes, Anthony was an assistant coach at Florida Atlantic University for three seasons and helped the Owls make the move from the Sun Belt to Conference USA in his second year with the program.

During his three years at FAU, Anthony primarily worked with the team's guards, and did so with great success. In his final season there, the Owls had one backcourt player named First Team All-Conference USA and another selected to the league's all-freshman team.

Anthony played a key part in the Owls' scouting, defensive game planning and academic mentoring, while also handling all of the team's scheduling.

A stellar recruiter, Anthony helped FAU sign the second-ranked recruiting class in the conference in 2014, according to Collegiate Girls Basketball Report.

In Anthony's second season in Boca Raton, Fla., he aided in guiding

the Owls to their second winning season since 2005-06 and their second-most wins during that stretch.

Well-connected in South Florida, Anthony was the head coach at Coral Springs Charter School for two years, prior to making the move to FAU in August 2012. He led the Panthers to 20-wins seasons both years and was named the Broward County Athletic Association Coach of the Year in 2012.

Anthony directed the Panthers to their first regional and district championships in 2012, as well as their first berth in the Final Four of the state tournament. Four players he coached at Coral Springs Charter School went on to play Division I basketball.

Additionally, Anthony has experience coaching AAU basketball in South Florida and won over 80 percent of his games on the sidelines. Seven of his players proceeded to play collegiately in the ACC, SEC or Big 12.

Born in Antigua, Anthony moved to Boca Raton at age 12. He played basketball at Olympic Heights High School and then at Palm Beach Atlantic University, where he graduated in 2008 with a bachelor's degree in education.



# SHENISE JOHNSON

**ASSISTANT COACH**

SECOND SEASON AT MIAMI (SECOND OVERALL) | MIAMI, 2012



## PERSONAL

Hometown: Rochester, N.Y.  
Education: Miami, 2012

## COACHING EXPERIENCE

### MIAMI

Coord. of Player Develop., 2020-21  
Assistant Coach, 2021-pres.

## NCAA APPEARANCES

2022 - Miami - Second Round

## PLAYING EXPERIENCE

### COLLEGE

Miami, 2008-12

### WNBA

San Antonio Stars, 2012-14  
Indiana Fever, 2015-19  
Minnesota Lynx, 2020

### INTERNATIONAL

Uniqua Euroleasing Sopron (Hungary), 2012-13, 2016-17  
Istanbul Universitesi BDG (Turkey), 2013-15  
Good Angels Kosice (Slovakia), 2015-16  
Petah Tikva (Israel), 2021

## ACCOLADES

2011 ACC Player of the Year  
2012 Fifth Overall Pick - WNBA Draft  
Gold Medalist - 2009 U19 World Championship

One of the most prolific players in University of Miami women's basketball history returned home in April 2021 as Shenise Johnson became the newest assistant coach for the Canes.

Johnson donned a Miami jersey from 2008-2012, finished her illustrious career near the top of the Hurricanes' leaderboard in numerous categories. She ranks first all-time in steals (401), second in rebounding (1,020), third in scoring (2,262) and fourth in assists (556). Johnson is the only Cane to reach 2,000 points and 1,000 rebounds at Miami.

The guard helped the Miami program make monumental strides during her time as a Cane, taking the team from a 2-12 ACC record in 2008-09 to becoming co-regular season ACC Champions (12-2) in 2010-11.

A two-time Associated Press All-American and the 2011 ACC Player of the Year, Johnson not only took the Canes to back-to-back NCAA Tournaments, but also helped the program achieve its highest ranking (fifth) in program history.

Following her time at Miami, Johnson became the highest-drafted player in program history when she was taken fifth overall in the 2012 WNBA Draft by the San Antonio Silver Stars.

She spent the next nine seasons playing professionally in the league, averaging 8.2 points, 3.6 rebounds and 1.8 assists in her eight-year WNBA career.

Johnson also played professional basketball overseas in places like Slovakia, Turkey and Israel.

The Miami sideline is a familiar place for Johnson as she most recently spent the 2020-21 season working as the coordinator of player development for the Canes.



# JOSH PETERSEN

ASSISTANT COACH

FIRST SEASON AT MIAMI (NINTH OVERALL) | FLORIDA STATE, 2012



## PERSONAL

Hometown: Abernathy, Texas

Education: Florida State, 2012, 2014

## COACHING EXPERIENCE

### FLORIDA STATE

Graduate Assistant, 2012-14

### UNC ASHEVILLE

Assistant Coach, 2014-18

### PITTSBURGH

Assistant Coach, 2018-22

### MIAMI

Assistant Coach, 2022-pres.

## NCAA APPEARANCES

2013 - Florida State - Second Round

2014 - Florida State - Second Round

2016 - UNC Asheville - First Round

2017 - UNC Asheville - First Round

Josh Petersen joined the Miami women's basketball staff on June 24, 2022.

Petersen is a familiar face in the Atlantic Coast Conference women's basketball sphere, as he spent the last four seasons in the same role with the Pittsburgh Panthers. While at Pittsburgh, Petersen was responsible for the development of the post players, in addition to serving as the Panthers' recruiting coordinator.

During his Pittsburgh tenure, Petersen coached seven ACC All-Academic Team members, an ACC All-Freshman Team member and an All-ACC Team Honorable Mention designee.

Through his work with the Pittsburgh post players, Petersen completely revitalized the program's performance on the boards. Over four seasons, he coached the Panthers' rebounding effort from 14th in the ACC in offensive rebounds per game and offensive rebounding percentage to first in both categories.

The Panthers led the ACC in offensive rebounds per game each of the last two seasons, averaging just over 15 boards per contest. Even more impressive is that Pittsburgh ranked 26th in the nation in offensive rebounding percentage, hauling in 37.5 percent of its offensive rebound opportunities.

Additionally, the Panthers continuously placed in the top six in blocked shots per game among ACC schools over the last three years, coming in at second in 2021-22 with 4.97 swats per contest.

Petersen was instrumental in the recruiting and development of Rita Igbokwe and Amber Brown, who were part of a recruiting class that combined to score 31.0 points per game, the highest-scoring freshman class in program history. He helped the Panthers secure their highest-ranked recruit, Tracey Hueston (73rd in the class of 2020), since joining the ACC in 2013-14.

Prior to his time at Pittsburgh, Petersen served as an assistant coach under Brenda Mock Kirkpatrick at UNC Asheville for four seasons.

During his time in Asheville, N.C., the Bulldogs earned back-to-back Big South Conference Tournament crowns (2016, 2017), two NCAA Tournament berths (2016, 2017), three consecutive postseason berths (2016-2018) and one Big South Conference regular season title (2016).

With Petersen on the sidelines, nine Bulldogs earned All-Big South Conference honors, including 2015-16 league Player of the Year Chatori Major. Additionally, six players earned Big South Championship All-Tournament honors with Major and Sonora Dengokl being named Most Valuable Player in 2016 and 2017.

Petersen got his start in coaching as an undergraduate student at Florida State, where he worked as the Seminoles' head manager from 2008 to 2012, before moving into a graduate assistant position from 2012 to 2014. In his six years at Florida State, the Seminoles went to five NCAA Tournaments, including an appearance in the Elite Eight in 2010.

A native of Abernathy, Texas, Petersen moved to Tallahassee, Fla., prior to his senior year of high school and graduated from Godby High School. He earned his bachelor's degree in accounting and finance in 2012 and his master's degree in sports management at FSU in the spring of 2014.



# LONNETTE HALL

DIRECTOR OF BASKETBALL OPS. / COORDINATOR OF RECRUITING  
16TH SEASON | CAL STATE NORTHRIDGE, 1994

Hall came to Miami following a one-year stint as the head girl's basketball coach at R.L. Paschal High School in Fort Worth, Texas, in 2004-05. In addition to the day-to-day coaching duties, Hall also managed the program's budget and marketing activities, and oversaw the team's booster club. She also organized HOOP Group, a youth basketball program in the Fort Worth area.

Hall spent six years at Texas Christian University, serving as an assistant coach with the Lady Frogs from 1999-2003 and as the Director of Basketball Operations during the 2003-04 season. As an assistant coach with the Lady Frogs, Hall helped guide TCU to three consecutive NCAA Tournaments while coaching notable players such as Fort Lauderdale native and former All-American Sandora Irvin, who was later selected as the third overall pick in the 2005 WNBA Draft. Along with coaching, Hall's responsibilities included recruiting, practice and game preparation efforts, in addition to preparing the team's

travel arrangements.

A native of Oxnard, Calif., Hall served in the United States Navy from 1986-88. She earned an associate's degree in art from Ventura Junior College in 1991 and went on to earn a bachelor's degree in kinesiology from California State University, Northridge in 1994. Hall added a master's degree in sports administration from the University of Wisconsin-La Crosse in 1996.

COACHES & STAFF

University of Miami head coach Katie Meier announced in May 2012 that Lonnnette Hall had been added to her staff as the director of women's basketball operations. Hall served as an assistant coach with the Hurricanes from 2007-10 and was a driving force behind the 2008 recruiting class that included Shenise Johnson, Riquna Williams and Sylvia Bullock.

The same position was held by Hall during the 2006-07 season, before she moved into her coaching role. Hall acts as the team's liaison between the coaching staff and the academics, compliance and housing departments. Among some of her other duties are season ticket holder relations.



# MARGIE GILL

DIRECTOR OF BASKETBALL OPS. / SPECIAL PROJECTS  
NINTH SEASON | FLORIDA, 2003

Gill has over 15 years of women's basketball operations experience, including seven years at both the University of Mississippi and the University of Florida. Gill has also spent time on campus away from athletics, having served in an administrative capacity at Chowan University for three years.

A graduate of the University of Florida, Gill earned a degree in exercise science with an emphasis in sport management. She served as team manager at Florida under former Rebel coach Carol Ross for four years

and was head manager her final two seasons. Upon completion of her classes, Gill moved into the director of basketball operations job at her alma mater and stayed with Ross and the Gators for seven more years.

A native of McKees Rocks, Pa., Gill is married to Steven Gill. The couple has one son, Riley.

Head women's basketball coach Katie Meier announced the hiring of Margie Gill, the program's director of women's basketball operations & special projects, in July 2014.





# MARIA BROWN

ASSISTANT DIRECTOR OF OPERATIONS  
FIRST SEASON | MIAMI, 2014

Maria Brown returned to Coral Gables in the summer of 2020 in the role of assistant director of operations. Brown was a four-year member of the Hurricanes, playing from 2010-14. As a senior, Brown started 22 of 31 games, averaging 5.8 points and 5.0 rebounds per game.

Brown totaled six double-digit outings during her time as a Hurricane

and was part of a Miami team that went to three straight NCAA Tournaments from 2010-13. The 2012 team was named regular season ACC Co-Champions after posting a 14-2 record in league play.



# LOGAN HOGREFE

ASSISTANT DIRECTOR OF SCOUTING / VIDEO ANALYTICS  
SECOND SEASON | OHIO STATE, 2020

Prior to Miami, Hogrefe served as a graduate manager for the Ohio State women's basketball team. As a manager for the Buckeyes, Hogrefe assisted in running offseason workouts, recruiting visits and basketball camps. He set up and tore down practice and games, while also helping in the development of players through rebounding.

The Archbold, Ohio, native worked side-by-side with the video coordinator for film games and run scouting analytics to identify trends. Additionally, he performed a variety of office tasks

such as trip planning and content creation.

Hogrefe graduated with a degree in business administration from The Ohio State University in 2019, specializing in operations management. He was a six-time Dean's List honoree and also a member of the leadership team for the business organization Buckeye Coastal Connections. Hogrefe earned a master's degree in Sport Management in 2021.

Logan Hogrefe moved to Miami in the summer of 2021, joining the Canes' women's basketball staff as the Assistant Director of Scouting and Video Analytics.



# TEREN HART

CREATIVE CONTENT SPECIALIST  
SECOND SEASON | MIAMI, 2018

content specialist. Hart is no stranger to the Miami program having served as a practice player during his time as an student at The U in 2018.

From 2015-18, Hart served as a ticket representative in the University of Miami athletic department, assisting in the day-to-day logistical operations of the ticket office.

Upon graduation, Hart served as the head coach for the freshman basketball team at La Salle High School in Pasadena, Calif. He also coached

the Pressure Basketball Club in Los Angeles, working with elementary, middle and high school AAU travel basketball teams.

Hart's professional basketball experience comes from his time as a SportsVU operator with the Miami Heat. There, Hart monitored statistical data provided by SportsVU and worked to find and correct mistakes made by the software during the game.

Teren Hart joined the Miami women's basketball staff in August of 2021, taking on the role of creative

COACHES & STAFF



# SILVER HARRIS

**ATHLETIC TRAINER**  
SECOND SEASON | MIAMI, 2018

Silver Harris was hired as an intern athletic trainer at the University of Miami in September 2020. She was promoted to assistant athletic trainer in September 2021 and primarily works with the Hurricanes' swim and dive programs.

A native of Miami, Silver graduated from the University of Miami with a

degree in athletic training. She then went on to spend the next two years working as a graduate assistant with the Columbus State University. There, she worked with the men's and women's basketball teams, as well as men's and women's tennis programs, before returning to the Hurricanes.

COACHES & STAFF



# BRIANNE BROWN

**STRENGTH & CONDITIONING COACH**  
FIRST SEASON | SOUTHERN UTAH, 2015

efforts in the weight room and on the basketball court, facilitating strength, conditioning, mobility and recovery sessions.

Prior to her arrival at Pitt, Brown served as the Director of High Performance for the Racing Louisville FC of the National Women's Soccer League (NWSL). While in Louisville, Brown not only served as the primary leader for strength and conditioning, but she also oversaw all aspects of team nutrition, including organizing the team's daily menu needs at home and on the road.

Brown's first full-time job working with women's basketball came at the University of Houston, where she worked for three seasons as the director of women's basketball and soccer sports performance. During that time, Brown was responsible for all aspects of strength, conditioning and

recovery for both programs. She also oversaw the professional development and education of the basketball sports performance staff.

Prior to Houston, Brown spent almost two years as a graduate assistant at Utah State where she worked directly with the women's volleyball, women's soccer and women's gymnastics teams, coaching their strength and conditioning programming. She also assisted with men's and women's basketball and football during her time in Logan, Utah.

Upon graduation from Southern Utah in 2015, Brown served as the Director of Sports Performance for the women's soccer program at Shattuck-St. Mary's School in Faribault, MN from 2015-2017. She helped to develop and implement strength and conditioning programs for U15 to U19 age groups.

Brianne Brown was hired as the strength and conditioning coach for women's basketball in June 2022. Brown joined the Hurricanes after spending the 2021-22 season as the head strength and conditioning coach for Pittsburgh women's basketball.

Brown brings over seven years of strength and conditioning experience to Miami, including four years working directly with Division I women's basketball programs. During her most recent stop at Pittsburgh, Brown led the Panthers' strength and conditioning

## SUPPORT STAFF



**MEGAN BARNES**  
ASSISTANT AD  
COMMUNICATIONS



**KYLIE GREENWELL**  
ASSISTANT DIRECTOR  
DIGITAL STRATEGY



**DR. ERIC GOLDSTEIN**  
SPORTS PSYCHOLOGIST



# HURRICANES

Photo Roster .....	26-27
Kenza Salgues.....	28-29
Moulayna Johnson Sidi Baba .....	30-32
Destiny Harden.....	33-35
Jasmyne Roberts .....	36-37
Karla Erjavec .....	38-40
Ja'Leah Williams .....	41-42
Lashae Dwyer.....	43-44
Haley Cavinder .....	45-47
Hanna Cavinder.....	48-50
Lola Pendande .....	51-53
Chiso Okafor .....	54-55
Lazaria Spearman .....	56
Latasha Lattimore .....	57-58
Kyla Oldacre .....	59
Roster Breakdowns .....	60



# PHOTO ROSTER



#0

**KENZA SALGUES**  
Sr. | G | 5-9  
MONTPELLIER, FRANCE  
(INSEP)



#1

**MOULAYNA JOHNSON SIDI BABA**  
Sr. | G/F | 6-1  
STOCKHOLM, SWEDEN  
(Solna Gymnasium)



#3

**DESTINY HARDEN**  
Gr. | F | 6-0  
CHICAGO, ILL.  
(Morgan Park / West Virginia)



#4

**JASMYNE ROBERTS**  
So. | G | 5-10  
JACKSONVILLE, FLA.  
(Bishop Kenny)



#5

**KARLA ERJAVEC**  
Gr. | G | 5-10  
ZAGREB, CROATIA  
(Sport Gymnasium / Wyoming)



#12

**JA'LEAH WILLIAMS**  
So. | G | 5-10  
POMPANO BEACH, FLA.  
(Blanche Ely)



#13

**LASHAE DWYER**  
So. | G | 5-6  
TORONTO, ONTARIO, CANADA  
(The Webb School)



#14

**HALEY CAVINDER**  
Sr. | G | 5-8  
GILBERT, ARIZ.  
(Gilbert / Fresno State)



#15

**HANNA CAVINDER**  
Sr. | G | 5-6  
GILBERT, ARIZ.  
(Gilbert / Fresno State)



#21

**LOLA PENDANDE**  
Sr. | F | 6-4  
ALMERIA, SPAIN  
(Ribet Academy / Utah)



#22

**CHISO OKAFOR**  
So. | F | 6-1  
MATARO, SPAIN  
(IES Llavaneres)



#32

**LAZARIA SPEARMAN**  
Fr. | F | 6-4  
DACULA, GA.  
(Dacula)



#35

**LATASHA LATTIMORE**  
So. | F | 6-4  
TORONTO, ONTARIO, CANADA  
(Royal Crown / Texas)



#44

**KYLA OLDACRE**  
Fr. | C | 6-6  
MASON, OHIO  
(Randolph Mason)

HURRICANES

# PHOTO ROSTER



**KATIE MEIER**  
HEAD COACH  
18TH SEASON



**FITZROY ANTHONY**  
ASSOCIATE HEAD COACH  
EIGHTH SEASON



**SHENISE JOHNSON**  
ASSISTANT COACH  
SECOND SEASON



**JOSH PETERSEN**  
ASSISTANT COACH  
FIRST SEASON



**MARGIE GILL**  
DIRECTOR OF BASKETBALL  
OPS. / SPECIAL PROJECTS  
NINTH SEASON



**LONNETTE HALL**  
DIRECTOR OF BASKETBALL OPS.  
/ COORDINATOR OF RECRUITING  
16TH SEASON



**MARIA BROWN**  
ASSISTANT DIRECTOR OF OPS  
FIRST SEASON



**LOGAN HOGREFE**  
ASSISTANT DIRECTOR OF  
SCOUTING / VIDEO ANALYTICS  
SECOND SEASON



**SILVER HARRIS**  
ATHLETIC TRAINER  
SECOND SEASON



**BRIANNE BROWN**  
STRENGTH & CONDITIONING  
COACH  
FIRST SEASON



**TEREN HART**  
CREATIVE CONTENT  
SPECIALIST  
SECOND SEASON

HURRICANES



# KENZA SALGUES

**GUARD**

**0**

**SENIOR • 5-9**

*MONTPELLIER, FRANCE • INSEP*

**As a Junior (2021-22):** Missed the 2021-22 season due to injury.

**As a Sophomore (2020-21):** Missed the first 18 games of the season due to rehab following offseason shoulder surgery...Appeared in the final four games of the season, averaging 3.0 minutes per game.

**As a Freshman (2019-20):** Appeared in 25 games for the Canes, including playing a season-high 24 minutes against Florida State (1/5)...Recorded a bucket in eight games, with a trio of two-field goal games...Led all freshman in 3-point field goals made at 11 on the year...Scored a career-high seven points against UNC Asheville (12/20)...Poured in two 3-pointers in three games this season, including a 2-of-3 effort in 13 minutes of action at Virginia (2/13).

**High School:** Graduate of the National Institute of Sport, Expertise and Performance in Paris... Ranked the No. 20 international player in the 2018 class by ProspectsNations.com...Four-star prospect and second-best player from France...Represented France at the FIBA U18 Women's European Championship – Division A, helping her country to a seventh-place finish in Udine, Italy... Averaged 8.1 points, 2.0 rebounds and 1.7 assists in seven games...Also played for France in the FIBA U16 Women's European Championship in 2016...Tallied 8.4 points and 2.4 rebounds in seven games with three double-figure outings...INSEP is a French training institute for the nation's elite athletes between 15-18...Notable alumni include Clint Capela, Boris Diaw, Tony Parker and Johan Petro...Is the first Frenchwoman to play under Katie Meier.

**Personal:** Born May 18, 2000...Last name is pronounced SALGH.



# 0 | KENZA SALGUES

## BY THE NUMBERS

Miscellaneous	2021-22	ACC	Career
Double-Digits	-	-	-
20+ Points	-	-	-
10+ Rebounds	-	-	-
Double Doubles	-	-	-

## CAREER HIGHS

Category	ACC	Career
Points	6*, at Virginia (2/13/20)	7, vs. UNCA (12/20/19)
Rebounds	2*, vs. Florida State (1/5/20)	2*, vs. Florida State (1/5/20)
Assists	2, vs. Florida State (1/5/20)	2, vs. UNCA (12/20/19)
Steals	N/A	N/A
Blocks	N/A	N/A
Field Goals Made	2*, at Virginia (2/13/20)	2*, at Virginia (2/13/20)
Field Goal Attempts	7*, vs. Florida State (1/5/20)	7*, vs. Florida State (1/5/20)
Free Throws Made	1, at Clemson (2/16/20)	2, vs. Binghamton (12/17/19)
Free Throw Attempts	2, at Clemson (2/16/20)	2*, at Clemson (2/16/20)
3-Point FG Made	2*, at Virginia (2/13/20)	2*, at Virginia (2/13/20)
3-Point FG Attempts	7, vs. Florida State (1/5/20)	7*, vs. Florida State (1/5/20)
Minutes	24, vs. Florida State (1/5/20)	24, vs. Florida State (1/5/20)

\*Recorded more than once with most recent listed

## 2019-20 GAME-BY-GAME

Date	Opponent	GS	MIN	FG-A	3FG-A	FT-A	O-D-T	A	B	S	PTS
11/10	Jackson State	3	0-0	0-0	0-0	0-0	0	0	0	0	0
11/13	North Florida	5	0-0	0-0	0-0	0-0	1	0	0	0	0
11/17	IUPUI	0	0-0	0-0	0-0	0-0	0	0	0	0	0
11/22	vs. NC&T	-	-	-	-	-	-	-	-	-	-
11/23	at #19/20 DePaul	-	-	-	-	-	-	-	-	-	-
11/29	#7/5 Oregon State	6	0-1	0-1	0-0	0-0	0	0	0	0	0
11/30	Miami (OH)	12	1-2	1-2	0-0	0-2	0	0	0	3	3
12/04	#14/16 Indiana	5	0-1	0-1	0-0	0-0	0	0	0	0	0
12/17	Binghamton	6	0-3	0-2	2-2	0-0	1	0	0	2	7
12/20	UNC Asheville	19	2-7	2-7	1-2	0-2	2	0	0	7	7
12/21	Washington State	2	0-0	0-0	0-0	0-0	0	0	0	0	0
12/29	Wake Forest	5	0-0	0-0	0-0	0-0	0	0	0	0	0
01/02	at Georgia Tech	0	0-0	0-0	0-0	0-0	0	0	0	0	0
01/05	#8 Florida State	24	2-7	2-7	0-0	1-1	2	0	0	6	6
01/09	#7 Louisville	19	0-3	0-3	0-0	0-1	0	0	0	0	0
01/12	Syracuse	-	-	-	-	-	-	-	-	-	-
01/16	at North Carolina	12	1-1	1-1	0-0	0-2	0	0	0	3	3
01/19	at Notre Dame	12	0-5	0-5	0-0	0-1	1	0	0	0	0
01/23	Clemson	10	1-2	1-1	0-0	0-1	1	0	0	3	3
01/26	at #14 Florida St.	8	0-1	0-1	0-0	0-0	0	0	0	0	0
01/30	Georgia Tech	4	0-0	0-0	0-0	0-0	0	0	0	0	0
02/02	at Virginia Tech	12	1-3	1-3	0-0	0-1	0	0	0	3	3
02/09	Duke	5	0-2	0-2	0-0	0-0	0	0	0	0	0
02/13	at Virginia	13	2-3	2-3	0-0	0-1	1	0	0	6	6
02/16	at Clemson	7	0-1	0-1	1-2	0-1	0	0	0	1	1
02/20	#10 NC State	-	-	-	-	-	-	-	-	-	-
02/23	at Boston College	7	1-1	1-1	0-0	0-1	0	0	0	3	3
02/27	at Wake Forest	1	0-0	0-0	0-0	0-0	0	0	0	0	0
03/01	Pittsburgh	10	0-6	0-5	0-0	0-0	0	0	0	0	0
03/04	vs. Clemson	-	-	-	-	-	-	-	-	-	-

## 2020-21 GAME-BY-GAME

Date	Opponent	GS	MIN	FG-A	3FG-A	FT-A	O-D-T	A	B	S	PTS
11/25	Jacksonville	-	-	-	-	-	-	-	-	-	-
11/28	North Florida	-	-	-	-	-	-	-	-	-	-
12/3	FAU	-	-	-	-	-	-	-	-	-	-
12/10	Syracuse	-	-	-	-	-	-	-	-	-	-
12/14	North Carolina	-	-	-	-	-	-	-	-	-	-
12/20	at NC State	-	-	-	-	-	-	-	-	-	-
12/31	Notre Dame	-	-	-	-	-	-	-	-	-	-
1/3	Clemson	-	-	-	-	-	-	-	-	-	-
1/7	at Wake Forest	-	-	-	-	-	-	-	-	-	-
1/10	at North Carolina	-	-	-	-	-	-	-	-	-	-
1/17	at Syracuse	-	-	-	-	-	-	-	-	-	-
1/21	at Pittsburgh	-	-	-	-	-	-	-	-	-	-
1/26	at Louisville	-	-	-	-	-	-	-	-	-	-
1/28	Georgia Tech	-	-	-	-	-	-	-	-	-	-
2/7	Florida State	-	-	-	-	-	-	-	-	-	-
2/11	Virginia Tech	-	-	-	-	-	-	-	-	-	-
2/14	at Florida St.	-	-	-	-	-	-	-	-	-	-
2/16	at Georgia Tech	-	-	-	-	-	-	-	-	-	-
2/18	Boston College	4	0-0	0-0	0-0	0-0	0	0	0	0	0
2/25	Wake Forest	1	0-0	0-0	0-0	0-0	0	0	0	0	0
2/28	at Clemson	5	0-0	0-0	0-0	0-0	0	0	0	0	0
3/4	vs. Virginia Tech	2	0-0	0-0	0-0	0-0	0	0	0	0	0

HURRICANES

Season	SALGUES' CAREER STATISTICS																				
	GP	GS	Min.	Avg.	FG-FGA	Pct	3-Point FG-FGA	Pct	Free Throws FT-FTA	Pct	Rebounds Off	Def	Tot	Avg	PF	FO	Ast	TO	Blk	Stl	Scoring Pts
2019-20	25-0	207	8.3	11-49	.224	11-46	.239	4-6	.667	1	12	13	0.5	10	0	9	18	0	0	37	1.5
2020-21	4-0	12	3.0	0-1	.000	0-1	.000	0-0	.000	0	0	0	0.0	1	0	0	1	0	0	0	0.0
<b>TOTAL</b>	<b>29-0</b>	<b>217</b>	<b>7.5</b>	<b>11-50</b>	<b>.220</b>	<b>11-47</b>	<b>.234</b>	<b>4-6</b>	<b>.667</b>	<b>1</b>	<b>12</b>	<b>13</b>	<b>0.4</b>	<b>11</b>	<b>0</b>	<b>9</b>	<b>19</b>	<b>0</b>	<b>0</b>	<b>37</b>	<b>1.3</b>



# MOULAYNA JOHNSON SIDI BABA

GUARD/FORWARD

1

SENIOR • 6-1

STOCKHOLM, SWEDEN • SOLNA GYMNASIUM

**As a Junior (2021-22):** Appeared in 31 games for the Hurricanes in 2021-22...Averaged 1.5 points and 3.5 rebounds per game...Recorded a bucket in 14 of 31 games played...Totaled two double-digit rebounding efforts...Hauled in a career-best 16 rebounds against Syracuse (2/3)...Posted five-plus rebounds on 11 occasions.

**As a Sophomore (2020-21):** Played in 19 games for the Canes in 2020-21, starting six of them...Averaged 3.6 points and 3.6 rebounds per game as a sophomore...Recorded a bucket in 11 of 19 games played...Tallied two double-digit outings as a sophomore...Set a new career high in scoring with 17 points on 6-of-13 shooting against North Florida (11/28)...Hauled in a career-high nine rebounds against Florida Atlantic (12/3).

**As a Freshman (2019-20):** Played in 25 games for the Canes, earning three starts...One of two freshman to average 15-plus minutes per game...Fifth on the Canes in assists (20)...Poured in a bucket in eight straight games (11/22-12/29)...Recorded the first double-digit outing her career at DePaul (11/23) with 10 points in 33 minutes of action...Tallied career highs in rebounds (six) and assists (four) at DePaul.

**High School:** Four-star international prospect according to Keil Moore Basketball...Represented Sweden in August 2018 at the FIBA U18 Women's European Championship in Udine, Italy...Made three appearances in the tournament, posting 10.7 points and 14.7 rebounds per game...Logged a double-double in all three outings, highlighted by a 12-point, 18-rebound performance against Ireland...Played for Sweden in the FIBA U16 Women's European Championship – Division A...Averaged 10.9 points and 5.4 rebounds in seven outings for Sweden...Becomes the second Swedish player to sign with Miami during Katie Meier's tenure.

**Personal:** Born Feb. 8, 2000...Committed to Miami over offers from Baylor, California, Kansas, Marquette and San Francisco...Full name is pronounced moo-LAY-nuh see-dee bah-bah.





# 1 MOULAYNA JOHNSON SIDI BABA

## BY THE NUMBERS

Miscellaneous	2021-22	ACC	Career
Double-Digits	-	-	3, last vs. Virginia Tech (3/4/2021)
20+ Points	-	-	-
10+ Rebounds	2	2	2, last vs. Syracuse (2/3/2022)
Double Doubles	-	-	-

## CAREER HIGHS

Category	ACC	Career
Points	8, vs. Wake Forest (1/7/21)	17, vs. North Florida (11/28/20)
Rebounds	16, vs. Syracuse (2/3/22)	16, vs. Syracuse (2/3/22)
Assists	3*, vs. Syracuse (2/3/22)	4, at DePaul (11/23/19)
Steals	1*, vs. Pittsburgh (2/17/22)	2*, vs. NC A&T (11/22/19)
Blocks	1, at Pittsburgh (1/21/21)	1*, last vs. Pittsburgh (1/21/21)
Field Goals Made	2*, at Clemson (1/13/22)	6, vs. North Florida (11/28/20)
Field Goal Attempts	7*, at Pittsburgh (1/21/21)	13, vs. North Florida (11/28/20)
Free Throws Made	4, at Wake Forest (1/7/21)	4*, last at South Carolina (3/20/22)
Free Throw Attempts	5, at Wake Forest (1/7/21)	5*, at Wake Forest (1/7/21)
3-Point FG Made	2*, at Pittsburgh (1/21/21)	3, vs. North Florida (11/28/20)
3-Point FG Attempts	4, at Pittsburgh (1/21/21)	5*, last vs. Virginia Tech (3/4/21)
Minutes	30, vs. Duke (1/18/22)	33, vs. DePaul (11/23/19)

\*Recorded more than once with most recent listed



1

# MOULAYNA JOHNSON SIDI BABA

## 2019-20 GAME-BY-GAME

Date	Opponent	GS	MIN	FG-A	3FG-A	FT-A	O-D-T	A	B	S	PTS
11/10	Jackson State	19	1-3	1-3	0-0	1-1-2	3	1	2	3	
11/13	North Florida	20	3-5	1-3	0-2	1-1-2	1	0	0	7	
11/17	IUPUI	27	0-3	0-1	0-0	0-1-1	1	0	0	0	
11/22	vs. N.C. A&T	* 25	1-6	1-4	2-2	3-3-6	0	2	5		
11/23	at #19/20 DePaul	* 33	3-9	2-4	2-4	3-3-6	4	0	0	10	
11/29	#7/5 Oregon State	* 24	1-4	0-2	1-2	0-2-2	1	0	0	3	
11/30	Miami (OH)	21	1-5	1-3	0-0	1-2-3	2	0	0	3	
12/04	#14/16 Indiana	23	1-5	1-3	0-0	1-4-5	1	0	0	3	
12/17	Binghamton	16	1-3	0-1	0-0	1-2-3	0	0	1	2	
12/20	UNC Asheville	-	-	-	-	-	-	-	-	-	
12/21	Washington	11	1-2	0-0	2-2	1-1-2	0	0	0	4	
12/29	Wake Forest	21	2-6	1-3	0-3	1-3-4	1	0	0	5	
01/02	at Georgia Tech	10	0-1	0-1	0-0	2-1-3	0	0	0	0	
01/05	#8 Florida State	-	-	-	-	-	-	-	-	-	
01/09	#7 Louisville	-	-	-	-	-	-	-	-	-	
01/12	Syracuse	-	-	-	-	-	-	-	-	-	
01/16	at North Carolina	3	0-0	0-0	0-0	0-0-0	0	0	0	0	
01/19	at Notre Dame	24	2-5	0-3	0-0	0-4-4	0	0	1	4	
01/23	Clemson	12	0-4	0-3	0-0	0-1-1	0	0	0	0	
01/26	at #14 Florida St.	8	0-2	0-2	0-0	0-2-2	0	0	0	0	
01/30	Georgia Tech	3	0-0	0-0	0-0	0-0-0	0	0	0	0	
02/02	at Virginia Tech	-	-	-	-	-	-	-	-	-	
02/09	Duke	9	0-1	0-1	0-0	0-0-0	0	0	1	0	
02/13	at Virginia	13	1-3	0-1	1-1	0-2-2	0	0	0	3	
02/16	at Clemson	19	0-3	0-2	0-0	0-0-0	0	0	1	0	
02/20	#10 NC State	10	2-2	2-2	0-0	3-0-3	0	0	0	6	
02/23	at Boston College	8	0-1	0-0	0-0	1-1-2	0	0	0	0	
02/27	at Wake Forest	18	0-2	0-0	0-0	0-1-1	3	0	0	0	
03/01	Pittsburgh	14	0-1	0-1	0-0	1-1-2	2	0	0	0	
03/04	vs. Clemson	7	0-1	0-1	0-0	2-0-2	1	0	1	0	

## 2020-21 GAME-BY-GAME

Date	Opponent	GS	MIN	FG-A	3FG-A	FT-A	O-D-T	A	B	S	PTS
11/25	Jacksonville	* 30	1-6	0-1	4-5	1-6-7	0	1	0	6	
11/28	North Florida	* 25	6-13	3-5	2-2	1-3-4	0	0	0	17	
12/3	FAU	* 28	1-8	0-4	1-2	3-6-9	0	0	0	3	
12/10	Syracuse	* 18	0-2	0-1	0-0	2-4-6	1	0	0	0	
12/14	North Carolina	* 16	0-2	0-2	0-0	1-3-4	2	0	0	0	
12/20	at NC State	* 15	0-2	0-1	0-0	0-0-0	0	0	0	0	
12/31	Notre Dame	4	0-0	0-0	0-0	0-0-0	0	0	0	0	
1/3	Clemson	15	0-2	0-2	0-0	0-1-1	1	0	0	0	
1/7	at Wake Forest	22	2-5	0-2	4-5	1-5-6	0	0	1	8	
1/10	at North Carolina	11	0-2	0-2	0-0	0-0-1	1	0	0	0	
1/17	at Syracuse	23	2-7	0-2	2-2	0-1-1	1	0	1	6	
1/21	at Pittsburgh	23	2-7	2-4	0-0	3-3-6	0	1	0	6	
1/26	at Louisville	28	1-3	0-0	0-0	0-4-4	0	0	1	2	
1/28	Georgia Tech	22	1-3	0-1	0-2	2-4-6	0	0	0	2	
2/7	Florida State	16	0-3	0-1	0-0	0-0-0	0	0	1	0	
2/11	Virginia Tech	-	-	-	-	-	-	-	-	-	
2/14	at Florida St.	-	-	-	-	-	-	-	-	-	
2/16	at Georgia Tech	-	-	-	-	-	-	-	-	-	
2/18	Boston College	12	1-3	1-2	0-0	2-3-5	0	0	0	3	
2/25	Wake Forest	7	0-1	0-1	0-0	0-1-1	0	0	0	0	
2/28	at Clemson	14	1-1	1-1	0-0	0-0-0	1	0	0	3	
3/4	vs. Virginia Tech	30	4-9	2-5	3-4	2-6-8	0	0	0	13	

## 2021-22 GAME-BY-GAME

Date	Opponent	GS	MIN	FG-A	3FG-A	FT-A	O-D-T	A	B	S	PTS
11/9	Jackson State	20	1-3	0-2	1-2	1-4-5	1	0	1	3	
11/12	Bethune-Cookman	20	1-6	1-4	0-0	3-6-9	0	1	1	3	
11/14	Stetson	17	0-4	0-2	2-4	3-1-4	0	0	1	2	
11/18	FAU	21	2-4	0-2	0-0	2-3-5	0	1	0	4	
11/25	vs. Washington St.	19	2-3	1-2	1-2	0-2-2	1	0	0	6	
11/27	vs. Indiana	13	0-1	0-0	0-0	0-1-1	1	0	1	0	
12/2	at Maryland	12	0-1	0-0	0-0	1-1-2	0	0	0	0	
12/5	Tulane	13	0-2	0-1	0-0	1-6-7	1	0	0	0	
12/6	Arkansas-Pine Bluff	11	0-3	0-2	0-0	0-1-1	0	0	0	0	
12/12	Robert Morris	22	1-4	0-2	4-4	0-4-4	0	1	0	6	
1/6	Wake Forest	24	0-1	0-0	1-4	1-9-10	1	0	1	1	
1/9	NC State	15	0-2	0-1	2-2	1-1-2	0	0	1	2	
1/13	at Clemson	20	2-5	0-1	0-0	1-5-6	1	0	1	4	
1/16	Georgia Tech	21	0-1	0-1	0-0	0-5-5	1	0	1	0	
1/18	Duke	30	0-5	0-3	0-0	1-5-6	0	0	0	0	
1/20	at Florida St.	11	1-3	1-2	0-0	0-2-2	1	0	0	3	
1/23	at Boston College	2	0-1	0-1	0-0	0-0-0	0	0	0	0	
1/27	at Wake Forest	11	0-1	0-1	0-0	0-1-1	0	0	0	0	
2/1	Louisville	-	-	-	-	-	-	-	-	-	
2/3	Syracuse	25	0-4	0-0	0-0	2-14-16	3	0	0	0	
2/6	at North Carolina	20	0-2	0-2	0-0	0-6-6	0	0	0	0	
2/10	at Notre Dame	-	-	-	-	-	-	-	-	-	
2/13	Florida State	-	-	-	-	-	-	-	-	-	
2/15	at Virginia	8	0-2	0-0	0-0	1-0-1	0	0	0	0	
2/17	Pittsburgh	11	1-1	1-1	0-0	0-0-1	1	0	1	3	
2/20	at Georgia Tech	6	0-1	0-1	0-0	0-0-0	0	0	0	0	
2/24	at Virginia Tech	10	0-0	0-0	0-0	0-1-1	0	0	0	0	
2/27	Clemson	10	0-1	0-0	0-0	2-1-3	1	0	0	0	
3/3	vs. Duke	1	0-0	0-0	0-0	0-0-0	0	0	0	0	
3/4	vs. Louisville	6	0-1	0-0	0-0	0-0-0	1	0	0	0	
3/5	vs. Notre Dame	9	2-5	0-0	1-2	1-1-2	0	0	0	5	
3/6	vs. NC State	10	0-0	0-0	0-0	0-2-2	0	0	0	0	
3/18	vs. South Florida	9	1-2	0-0	0-0	1-0-1	0	0	0	2	
3/20	at South Carolina	18	0-1	0-0	4-4	0-5-5	0	0	0	4	

JOHNSON SIDI BABA'S CAREER STATISTICS												3-Point		Free Throws		Rebounds				Scoring		
Season	GP-GS	Min.	Avg.	FG-FGA	Pct	FG-FGA	Pct	FT-FTA	Pct	Off	Def	Tot	Avg	PF	FO	Ast	TO	Blk	Stl	Pts	Avg	
2019-20	25-0	207	8.3	11-49	.224	11-46	.239	4-6	.667	1	12	13	0.5	10	0	9	18	0	0	37	1.5	
2020-21	19-6	359	18.9	22-79	.278	9-37	.243	16-22	.727	18	50	68	3.6	20	0	7	14	2	4	69	3.6	
2021-22	31-0	445	14.3	14-70	.200	4-31	.129	18-24	.667	22	87	109	3.5	21	0	14	21	3	9	48	1.5	
<b>TOTAL</b>	<b>44-9</b>	<b>755</b>	<b>17.2</b>	<b>42-156</b>	<b>.269</b>	<b>19-81</b>	<b>.235</b>	<b>24-38</b>	<b>.632</b>	<b>40</b>	<b>86</b>	<b>126</b>	<b>2.9</b>	<b>39</b>	<b>0</b>	<b>27</b>	<b>38</b>	<b>3</b>	<b>13</b>	<b>127</b>	<b>2.9</b>	

HURRICANES



# DESTINY HARDEN

**FORWARD**

**3**

**GRADUATE STUDENT • 6-0**

CHICAGO, ILL. • WEST VIRGINIA • MORGAN PARK

**As a Redshirt Senior (2021-22): ACC All-Tournament Team...ACC All-Academic Team**

Started 21 of 24 games played in 2021-2022...Missed the first 10 games due to a lower body injury... Finished the season second on the team in both points (7.7) and rebounds (4.2) per game...Totaled 10 double-digit outings...Tallied her only double-double of the season against Louisville (3/4)... Knocked down 43.8 percent of her shots from the field...Recorded five-plus rebounds in 10 games in 2021-22...Tied her career high in scoring with 27 points against Louisville (3/4)...Set a new career high in steals with five at Notre Dame (2/10)...Hauled in 100-plus rebounds in back to back seasons (118 in 2020-21; 100 in 2021-22).

**A Game for the Ages (ACC Tournament vs. Louisville):** Scored the final 15 points and the game-winning buzzer beater against Louisville in the ACC Tournament Quarterfinals... Ranks second in program history for most points in an ACC Tournament game at 27...Tied the program record for field goals made in an ACC Tournament game at 11...Ranks first in program history for single-game field goal percentage in an ACC Tournament game with a 73.3 clip against Louisville...Knocked down four 3-pointers against Louisville to sit tied for third in program history for 3-pointers made in an ACC Tournament game...Ranks tied for second for single-game 3-point field goal percentage in an ACC Tournament game (.800)...Poured in a career-best five free throws.

**As a Redshirt Junior (2020-21): ACC Player of the Week (3/1)**

Started 21 of 22 games played in 2020-21...Led the Canes in rebounding (5.4) and ranked second in scoring (10.7)...Earned player of the week honors after averaging 18.0 points, 4.5 rebounds and shooting 60 percent from the field over two games...Totaled 10 double-digit efforts in 2020-21... Tallied a team-best five 20-point outings...Recorded new career highs in scoring (27), made field goals (11) and minutes (39) against Virginia Tech at the ACC Tournament (3/4)...Harden's 11 made field goals against Virginia Tech were the most by a Cane since Beatrice Mompremier tallied 12 at DePaul on Nov. 23, 2019...Paced the Canes with four double-doubles in 2020-21, good for eighth (tied) in the ACC...Averaged double-figures (10.7) in a season for the first time in her career... Scored in double-figures in four straight games to finish the season.

**As a Redshirt Sophomore (2019-20):** Started 15 of 25 games played...Earned her first-career start against Syracuse (1/12)...Ranked fourth on the team in rebounding at 3.9 boards/game...Totaled four double-digit outings, the only four of her career...Poured in a career-high 15 points against NC State (2/20), 10 of which came in the third quarter alone...Knocked down a career-high three 3-pointers at Virginia Tech (2/2), shooting 3-of-4 from beyond the arc...Tallied the first double-digit game of her career at UNC (1/16), totaling 12 points on 5-of-10 shooting...In games that she started, averaged 7.1 points and 5.4 rebounds per contest...Recorded back-to-back double-digit games at Virginia Tech (2/2) and against Duke (2/9).

**As a Sophomore (2018-19):** redshirt season

### 3 | DESTINY HARDEN

**As a Freshman at West Virginia (2017-18):** Played in 35 of 37 games...Averaged 2.5 points and 1.5 rebounds in 8.2 minutes per game, shooting 44.3 percent from the floor as a freshman...Made her collegiate debut against Central Connecticut State (11/10), notching seven points and a season-high four steals in 18 minutes...Played in her final game as a Mountaineer against Virginia Tech (3/28) in the WNIT semifinals.

**High School:** Graduated from Morgan Park High School...Listed by ProspectsNation.com as a four-star recruit...Ranked by espnW HoopGurlz as a three-star prospect and the No. 19 wing player in the class...McDonald's All-American Game nominee...Averaged 18.0 points, 8.0 rebounds and 4.0 assists as a senior, leading her team to a regional title...Finished No. 11 in Illinois Ms. Basketball voting...Earned Champaign-Urbana News-Gazette First Team All-State, Chicago Tribune Second Team All-State and USA TODAY All-USA Illinois Second Team honors...Also garnered IBCA 3A/4A Third Team All-State and Daily Southtown First Team All-Area distinction...Played varsity all four years of high school, including at Christ the King Jesuit College Prep as a freshman...Played on the Nike EYBL circuit with the Mac Irvin Fire.

**Personal:** Full name is Destiny Lorraine Harden...Nickname is Des...Born Sept. 24, 1998...Parents are Lamar Harden and Tyesa Chambers...Has an older sister (Daija), an older brother (Dajion), two younger sisters (Dovion and Demaria) and a younger brother (Darius)...Favorite athlete is Dwyane Wade...Best sports memory is scoring a game-winning basket in overtime of an AAU game in North Carolina in 2016 with Katie Meier watching...Chose Miami because the coaches made her feel comfortable and she felt it would help her go far as a basketball player...Committed to Miami over Marquette, among many others.

### BY THE NUMBERS

Miscellaneous	2021-22	ACC	Career
Double-Digits	10	11	24, last vs. Louisville (3/4/22)
20+ Points	5	4	6, last vs. Louisville (3/4/22)
10+ Rebounds	5	3	6, last vs. Louisville (3/4/22)
Double Doubles	4	2	5, last vs. Louisville (3/4/22)

### CAREER HIGHS

Category	ACC	Career <sup>^</sup>
Points	21 at Clemson (2/28/21)	27, vs. Louisville (3/4/22)
Rebounds	12*, vs. Virginia Tech (2/11/21)	13, vs. Jacksonville, (11/25/20)
Assists	4, at Notre Dame (2/10/22)	4*, at Notre Dame (2/10/22)
Steals	5, at Notre Dame (2/10/22)	5, at Notre Dame (2/10/22)
Blocks	3, vs. Florida State (2/7/21)	3, vs. Florida State (2/7/21)
Field Goals Made	9*, at Clemson (2/28/21)	11, vs. Louisville (3/4/22)
Field Goal Attempts	15, at Clemson (2/28/21)	19, vs. Virginia Tech (3/4/21)
Free Throws Made	5*, vs. Louisville (2/1/22)	5*, vs. Louisville (2/1/22)
Free Throw Attempts	9, vs. North Carolina (12/14/20)	9*, vs. North Carolina (12/14/20)
3-Point FGM	3*, vs. North Carolina (12/14/20)	4, vs. Louisville (3/4/22)
3-Point FGA	8, vs. North Carolina (12/14/20)	7, vs. NC State (2/20/20)
Minutes	38, at Clemson (2/28/21)	39, vs. Virginia Tech (3/4/21)

\*Recorded more than once with most recent listed

<sup>^</sup> career highs include games at West Virginia





# JASMYNE ROBERTS

GUARD

4

SOPHOMORE • 5-10

JACKSONVILLE, FLA. • BISHOP KENNY

**As a Freshman (201-22):** Saw action in 28 games as a freshman... Averaged 1.9 points and 1.5 rebounds per game, while averaging 8.0 minutes of action...Recorded a bucket in 11 games... Totaled seven rebounds at Clemson (1/13), setting a new career high in boards...Tallied the first double-digit outing of her career with 10 points against Pittsburgh (2/17)...Posted five multi-steal games, including a career-best four steals at Virginia (2/15).

**High School:** Graduated Cum Laude from Bishop Kenny...Averaged 18.6 points, 8.5 rebounds, 3.0 assists and 3.3 steals per game as a senior... Served as a captain for the 2020-21 season... Led her team to the Florida High School Athletic Association's Final Four...Team named District Champions...Helped Bishop Kenny to back-to-back state runner-up finishes...Tabbed the *Florida Times-Union* All-First Coast Player of the Year and News4Jax Player of the Year two years in a row... Named 2021 *USA TODAY* Greater Jacksonville Female Athlete of the Year...Accumulated 2,224 career points and 1,005 career rebounds at Bishop Kenny...Founded the Diverse Student Union at Bishop Kenny...Member of Bishop Kenny Diversity Task Force.

**Personal:** Born Jan. 1, 2003...Parents are Monica and Julian...Cousin, Courtney Williams, plays in the WNBA, most recently for the Atlanta Dream...Cousin, Shaneese Bailey, played at Miami from 2016-18...Cousins, Chris Milton and Champ Bailey, played in the NFL for the New York Giants and Denver Broncos, respectively...Four sisters and one brother...Committed to Miami over offers from Virginia Tech, Temple, Seton Hall, Arkansas, North Florida, Florida International University, and University of North Carolina-Wilmington...Chose Miami after falling in love with the campus, coaching staff, culture and the program...Enjoys going to the beach, spending time with friends, jet skiing and riding her scooter...Majoring in Broadcast Journalism.



# 4 | JASMYNE ROBERTS

## BY THE NUMBERS

Miscellaneous	2020-21	ACC	Career
Double-Digits	1	-	1, vs. Pittsburgh (2/17/22)
20+ Points	-	-	-
10+ Rebounds	-	-	-
Double Doubles	-	-	-

## CAREER HIGHS

Category	ACC	Career
Points	10, vs. Pittsburgh (2/17/22)	10, vs. Pittsburgh (2/17/22)
Rebounds	7, at Clemson (1/13/22)	7, at Clemson (1/13/22)
Assists	3*, at Virginia (2/15/22)	3*, at Virginia (2/15/22)
Steals	4, at Virginia (2/15/22)	4, at Virginia (2/15/22)
Blocks	2, at Virginia (2/15/22)	2, at Virginia (2/15/22)
Field Goals Made	4, vs. Pittsburgh (2/17/22)	4*, vs. Pittsburgh (2/17/22)
Field Goal Attempts	9, at Clemson (1/13/22)	9, at Clemson (1/13/22)
Free Throws Made	2*, at Virginia (2/15/22)	2*, at Virginia (2/15/22)
Free Throw Attempts	3, at Virginia (2/15/22)	3, at Virginia (2/15/22)
3-Point FGM	1*, vs. Clemson (2/27/22)	1*, vs. Clemson (2/27/22)
3-Point FGA	2*, vs. Clemson (2/27/22)	2*, vs. Clemson (2/27/22)
Minutes	24, at Clemson (1/13/22)	24, at Clemson (1/13/22)


\* Recorded more than once with most recent listed

## 2021-22 GAME-BY-GAME

Date	Opponent	GS	MIN	FG-A	3FG-A	FT-A	O-D-T	A	B	S	PTS
11/9	Jackson State	*	3	0-0	0-0	0-0	0-0-0	0	0	0	0
11/12	Bethune-Cookman	*	9	0-0	0-0	0-0	0-2-2	0	0	0	0
11/14	Stetson	*	-	-	-	-	-	-	-	-	-
11/18	FAU	*	-	-	-	-	-	-	-	-	-
11/25	vs. Washington St.	*	2	0-1	0-0	0-0	0-1-1	0	0	0	0
11/27	vs. Indiana	*	6	1-1	0-0	0-0	0-1-1	1	0	0	2
12/2	at Maryland	*	6	0-0	0-0	0-0	0-0-0	0	0	0	0
12/5	Tulane	*	5	0-1	0-1	0-0	0-2-2	1	0	0	0
12/6	Arkansas-Pine Bluff *	*	10	2-5	0-1	0-0	1-1-2	1	0	2	4
12/12	Robert Morris	*	16	4-7	1-2	0-0	3-1-4	2	0	1	9
1/6	Wake Forest	*	1	0-0	0-0	0-0	0-0-0	0	0	0	0
1/9	NC State	*	-	-	-	-	-	-	-	-	-
1/13	at Clemson	*	24	3-9	1-2	0-2	2-5-7	0	0	3	7
1/16	Georgia Tech	*	3	0-0	0-0	0-0	0-0-0	0	0	0	0
1/18	Duke	*	1	0-0	0-0	0-0	0-0-0	0	0	0	0
1/20	at Florida St.	*	9	1-2	0-0	0-0	1-2-3	0	0	1	2
1/23	at Boston College	*	2	0-0	0-0	0-0	0-0-0	2	0	0	0
1/27	at Wake Forest	*	3	0-0	0-0	0-0	0-0-0	0	0	1	0
2/1	Louisville	*	-	-	-	-	-	-	-	-	-
2/3	Syracuse	*	11	3-5	0-1	0-0	2-3-5	1	0	2	6
2/6	at North Carolina	*	19	1-5	1-2	0-0	0-1-1	0	0	3	3
2/10	at Notre Dame	*	7	0-0	0-0	2-2	0-1-1	0	0	0	2
2/13	Florida State	*	14	1-1	0-0	0-0	0-0-0	0	0	1	2
2/15	at Virginia	*	11	0-0	0-0	2-3	0-1-1	2	2	4	2
2/17	Pittsburgh	*	20	4-5	1-1	1-2	0-4-4	0	0	1	10
2/20	at Georgia Tech	*	17	1-2	0-1	0-0	0-2-2	1	0	1	2
2/24	at Virginia Tech	*	6	0-0	0-0	0-0	0-0-0	0	0	1	0
2/27	Clemson	*	12	1-2	1-2	0-0	2-2-4	0	0	0	3
3/3	vs. Duke	*	-	-	-	-	-	-	-	-	-
3/4	vs. Louisville	*	6	0-0	0-0	0-0	0-0-0	1	0	0	0
3/5	vs. Notre Dame	*	-	-	-	-	-	-	-	-	-
3/6	vs. NC State	*	2	0-0	0-0	0-0	0-1-1	0	0	0	0
3/18	vs. South Florida	*	1	0-0	0-0	0-0	0-0-0	0	0	0	0
3/20	at South Carolina	*	1	0-0	0-0	0-0	0-0-0	0	0	0	0

ROBERT'S CAREER STATISTICS				3-Point		Free Throws		Rebounds				Scoring									
Season	GP-GS	Min.	Avg.	FG-FGA	Pct	FG-FGA	Pct	FT-FTA	Pct	Off	Def	Tot	Avg	PF	FO	Ast	TO	Blk	Stl	Pts	Avg
2021-22	28-0	225	8.0	22-47	.468	5-13	.385	5-9	.556	11	30	41	1.5	29	0	11	22	2	21	54	1.9
Total	28-0	225	8.0	22-47	.468	5-13	.385	5-9	.556	11	30	41	1.5	29	0	11	22	2	21	54	1.9

HURRICANES



# KARLA ERJAVEC

GUARD

5

GRADUATE STUDENT • 5-10

ZAGREB, CROATIA • WYOMING • SPORT GYMNASIUM

**As a Senior (2021-22):** Started all 34 games for the Hurricanes in 2021-22...Averaged 6.8 points and 2.7 rebounds...Paced the team in total assists (94) and assists per game (2.8)...Totaled 10 double-digit outings...Recorded a season-best 15 points against Florida State (2/13)...Set a new career high in blocks with two against Duke (3/3)...Knocked down multiple 3-pointers in a game on 12 occasions...Led the Hurricanes in 3-point shooting with a .359 clip...Tallied five-plus assists in seven games.

**As a Junior (2020-21):** Appeared in 17 games for the Canes in 2020-21...Earned her first career start as a Cane against Florida State (2/7)...Started six games throughout the rest of the season...Missed the first five games of the season due to NCAA transfer rules...Was granted immediate eligibility on Dec. 16 thanks to the blanket waiver passed by the NCAA allowing transfers sitting a year in residence to play immediately...Averaged 4.2 points and 2.0 assists per game as a junior...Tallied a bucket in 14 of 17 games played...Posted back-to-back double-digit outings with 13 and 11 points against Georgia Tech (2/16) and Boston College (2/18), respectively...Her 13 points against Georgia Tech set a new career high in scoring at Miami for the junior...Knocked down two-plus 3-pointers on three separate occasions in 2020-21...Recorded 10 multi-assist games, including a pair of five-assist outings...Ranked second on the Canes in 3-point shooting at 31.9 percent (15-of-47).

**As a Sophomore at Wyoming (2019-20):** Started 18 of 20 games played...Averaged 6.4 points, 3.3 rebounds and 3.3 assists per game...Totaled three double-digit outings and tallied three-plus assists in 14 of 20 games played...Finished the season ranked fifth in the Mountain West in assist-to-turnover ratio (1.59) and 11th in assists per game (3.3).

**As a Freshman at Wyoming (2018-19):** Named to the Mountain West All-Freshman Team in 2018-19...Started all 33 games played as a freshman...Helped the Cowgirls to the WNIT Quarterfinals, posting 10.0 points and 2.8 assists per game in the tournament...Set the Wyoming freshman record for assists in a single season (124)...Recorded 13 double-digit outings...Averaged 9.0 points and 3.7 assists per game...Tallied her first-career double-double against San Jose State with 10 points and 10 assists (3/4).

**High School:** Member of the U18 and U20 National Team in Croatia...Represented home country at FIBA U20 Women's European Championship in 2018, averaging 5.7 points and 3.4 assists during the tournament...Led the U19 Croatian team to a championship and was the top scorer...In 2017, averaged 15.1 points, three rebounds and 1.6 assists in the U18 FIBA Women's European Championships...Helped her U18 team to four gold medals in the U18 State Championships and was a finalist in the U16 Championships three times.

**Personal:** Born June 17, 1999 in Zagreb, Croatia...Parents are Mlhaden and Ivana Erjavec...Both parents played basketball professionally...Father served as an assistant coach for the Croatian national team from 2009-11 and again in 2013...One sibling, David...Plans to major in kinesiology and health promotion.





# 5 | KARLA ERJAVEC

## BY THE NUMBERS

Miscellaneous	2020-21	ACC	Career <sup>^</sup>
Double-Digits	10	6	28, last vs. South Florida (3/18/22)
20+ Points	-	-	-
10+ Rebounds	-	-	-
Double Doubles	-	-	1, last vs. San Jose State (3/4/19)

## CAREER HIGHS

Category	ACC	Career <sup>^</sup>
Points	15, vs. Florida State (2/13/22)	19, vs. South Alabama (3/24/19)
Rebounds	6, vs. Clemson (2/27/22)	8, at New Mexico (12/7/19)
Assists	8, vs. Syracuse (2/3/22)	10*, vs. San Jose State (3/4/19)
Steals	3, at Virginia (2/15/22)	6, vs. Chadron State (11/8/18)
Blocks	1*, at Clemson (1/13/22)	2, vs. Duke (3/3/22)
Field Goals Made	5*, vs. Florida State (2/13/22)	7*, at New Mexico (12/7/19)
Field Goal Attempts	10*, vs. Florida State (2/13/22)	16, vs. San Diego State (1/9/19)
Free Throws Made	4, at Georgia Tech (2/20/22)	6, vs. Colorado (11/17/19)
Free Throw Attempts	4*, at Georgia Tech (2/20/22)	7, vs. Colorado (11/17/19)
3-Point FGM	3*, vs. Florida State (2/13/22)	3*, vs. Florida State (2/13/22)
3-Point FGA	6*, at Notre Dame (2/10/22)	7*, vs. Tulane (12/5/21)
Minutes	34*, at Wake Forest (1/27/22)	42, at San Diego State (1/20/20)

\* Recorded more than once with most recent listed

<sup>^</sup> Includes games at Wyoming





# JA'LEAH WILLIAMS

**GUARD**

**12**

**SOPHOMORE • 5-9**

POMPANO BEACH, FLA. • BLANCHE ELY

**As a Freshman (2021-22): ACC All-Freshman Team...Bob Bradley Spirit and Courage Award Recipient...ACC Freshman of the Week (2/21)...ACC All-Academic Team**

Started 28 of 34 games played as a freshman...Was the only freshman to start a game this season... Led the Hurricanes in steals (65)...Ranked third on the team in points per game (7.3) and rebounds per game (4.1)...Totaled nine double-digit outings...Led all Hurricanes in field goal percentage (minimum 200 attempts) with a .416 clip...Ranked in the top five among ACC freshmen in steals (first), rebounding (third), scoring (fourth) and assists (fourth), one of just two league rookies to do so...Finished the season fourth among ACC players in total steals (65)...Tallied multiple steals in 17 of 34 games...Posted a career-best six steals and seven assists against Arkansas-Pine Bluff (12/6)...Reached double-digit rebounding numbers for the first time in her career with 10 at Wake Forest.

**High School:** Attended Blanche Ely... Named the *Sun Sentinel* Broward County Class 7A-6A Player of the Year in 2019-20...Earned a spot on the *Miami Herald's* First Team and *Sun Sentinel's* First Team for two years straight...As a senior, served as team captain and led her team to its first state championship since 1992...Totaled 10 points, five rebounds and four assists in the title game...As a junior, averaged 18 points, eight assists, seven rebounds and five steals per game...Honor Roll member every year of high school.

**Personal:** Born Feb. 11, 2002...Parents are Jessica and George...Chose Miami over offers from West Virginia, University of South Florida, Georgia Tech, Florida Atlantic University, and North Florida...Fell in love with Miami's environment and said it felt like home...Enjoys running track...Majoring in Sports Administration...Hopes to become a manager, physical therapist or athletic trainer.

HURRICANES

## BY THE NUMBERS

Miscellaneous	2020-21	ACC	Career
Double-Digits	9	6	9, last vs. South Florida (3/18/22)
20+ Points			
10+ Rebounds	1	1	1, last at Wake Forest (1/27/22)
Double Doubles			

## CAREER HIGHS

Category	ACC	Career
Points	16, vs. Louisville (2/1/22)	16, vs. Louisville (2/1/22)
Rebounds	10, at Wake Forest (1/27/22)	10, at Wake Forest (1/27/22)
Assists	5, vs. Louisville (2/1/22)	7, vs. UAPB (12/6/21)
Steals	4, vs. Georgia Tech (1/16/22)	6, vs. UAPB (12/6/21)
Blocks	1*, at Virginia Tech (2/24/22)	1*, at Virginia Tech (2/24/22)
Field Goals Made	6*, vs. Louisville (2/1/22)	7*, vs. UAPB (12/6/21)
Field Goal Attempts	13, at Boston College (1/23/22)	13*, vs. NC State (3/6/22)
Free Throws Made	6, at Wake Forest (1/27/22)	6, at Wake Forest (1/27/22)
Free Throw Attempts	6*, vs. Louisville (2/1/22)	6*, vs. Louisville (2/1/22)
3-Point FGM	1*, at Boston College (1/23/22)	1*, vs. NC State (3/6/22)
3-Point FGA	2*, at Boston College (1/23/22)	2*, vs. Indiana (11/27/21)
Minutes	34, vs. Syracuse (2/3/22)	35, vs. Indiana (11/27/21)

\* Recorded more than once with most recent listed

## 2021-22 GAME-BY-GAME

Date	Opponent	GS	MIN	FG-A	3FG-A	FT-A	O-D-T	A	B	S	PTS
11/9	Jackson State	18	0-1	0-1	3-4	1-2-3	2	1	3	3	
11/12	Bethune-Cookman	17	0-2	0-0	1-2	2-2-4	1	0	1	1	
11/14	Stetson	12	0-5	0-3	2-4	2-2-4	0	1	1	2	
11/18	FAU	12	1-1	0-0	1-4	3-0-3	0	0	0	3	
11/25	vs. Washington St.	29	2-4	0-0	1-2	2-1-3	1	0	3	5	
11/27	vs. Indiana	* 35	2-8	0-3	1-3	1-2-3	1	0	4	5	
12/2	at Maryland	* 27	4-6	0-1	0-0	0-1-1	3	0	4	8	
12/5	Tulane	* 33	5-8	1-2	4-4	4-1-5	2	1	1	15	
12/6	Arkansas-Pine Bluff	* 31	7-11	0-2	0-0	3-2-5	7	0	6	14	
12/12	Robert Morris	* 20	3-5	0-0	0-0	1-3-4	1	0	1	6	
1/6	Wake Forest	22	5-10	0-1	0-0	1-1-2	2	0	0	10	
1/9	NC State	* 33	6-12	1-2	2-2	5-0-5	3	0	3	15	
1/13	at Clemson	* 33	3-5	0-0	0-0	2-2-4	1	0	2	6	
1/16	Georgia Tech	* 32	3-10	0-2	3-6	0-6-6	0	0	4	9	
1/18	Duke	* 29	3-9	0-1	2-2	1-1-2	0	1	1	8	
1/20	at Florida St.	* 29	2-5	0-0	1-2	6-0-6	2	0	2	5	
1/23	at Boston College	* 31	5-13	1-2	1-2	2-3-5	3	0	3	12	
1/27	at Wake Forest	* 28	1-6	0-0	6-6	3-7-10	4	0	3	8	
2/1	Louisville	* 33	6-7	0-0	4-6	0-3-3	5	1	1	16	
2/3	Syracuse	* 34	4-12	0-1	0-0	4-3-7	2	0	1	8	
2/6	at North Carolina	* 20	1-6	0-0	2-4	2-2-4	3	0	0	4	
2/10	at Notre Dame	* 26	0-3	0-1	0-0	2-3-5	4	1	1	0	
2/13	Florida State	* 28	5-7	0-0	2-2	2-2-4	1	0	1	12	
2/15	at Virginia	* 28	3-6	0-0	2-2	3-3-6	4	0	1	8	
2/17	Pittsburgh	* 30	4-9	0-1	3-3	1-5-6	2	0	2	11	
2/20	at Georgia Tech	* 30	3-8	0-0	0-0	1-2-3	3	0	2	6	
2/24	at Virginia Tech	* 32	3-7	0-0	2-3	0-4-4	1	1	2	8	
2/27	Clemson	* 20	1-3	0-0	2-2	0-2-2	3	0	1	4	
3/3	vs. Duke	* 29	3-7	1-2	0-0	1-1-2	0	0	4	7	
3/4	vs. Louisville	* 29	3-8	0-2	2-2	1-4-5	4	0	4	8	
3/5	vs. Notre Dame	* 23	2-4	0-0	0-0	0-2-2	4	0	0	4	
3/6	vs. NC State	* 31	2-13	1-2	0-0	2-5-7	2	0	1	5	
3/18	vs. South Florida	* 30	4-7	0-1	2-3	0-1-1	3	0	2	10	
3/20	at South Carolina	* 21	1-5	0-0	0-0	2-2-4	1	0	0	2	

WILLIAMS' CAREER STATISTICS				3-Point		Free Throws		Rebounds				Scoring									
Season	GP-GS	Min.	Avg.	FG-FGA	Pct	FG-FGA	Pct	FT-FTA	Pct	Off	Def	Tot	Avg	PF	FO	Ast	TO	Blk	Stl	Pts	Avg
2021-22	34-28	915	26.9	97-233	.416	5-30	.167	49-70	.700	60	80	140	4.1	59	0	75	69	7	65	248	7.3
Total	34-28	915	26.9	97-233	.416	5-30	.167	49-70	.700	60	80	140	4.1	59	0	75	69	7	65	248	7.3



# LASHAE DWYER

**GUARD**

**13**

**SOPHOMORE • 5-6**

TORONTO, CANADA • THE WEBB SCHOOL

## **As a Freshman (2021-22): ACC Freshman of the Week (12/13)**

Saw action in 30 games as a freshman...Averaged 3.5 points and 1.7 rebounds in 11.4 minutes per game in 2021-22...Ranked third on the Hurricanes for total steals (38)...Totaled four double-digit outings, including three in four games in December...Recorded a career-best 15 points (6-of-10) and six rebounds against Robert Morris (12/12)...Tallied a bucket in 14 of 30 games played...Shot a perfect 5-for-5 from the field against Clemson (2/7).

**High School:** Attended The Webb School during her senior season...Ranked the No. 79 player in the nation and the No. 15 player at her position, according to espnW HoopGurlz...Helped The Webb School to a 32-2 record and the Division II-Class A State Championship title...Named the 2020-21 Tennessee Gatorade Player of the Year...Averaged 22.5 points, 6.0 rebounds, 6.0 assists and 3.6 steals as a senior...Named a BioSteel All Canadian Basketball Games nominee in 2020.

**Personal:** Born July 31, 2002...Mom is Stephanie Dwyer...Three sisters and one brother...Originally from Toronto, Canada...Chose Miami over offers from Arizona, Ole Miss, St. Johns, and Temple...Says Miami felt like home and the coaches always treated her like family...Eats hot Cheetos before every game...Enjoys playing NBA 2K, Fortnite and spending time with family...Majoring in Business Marketing.

# 13 | LASHAE DWYER

## BY THE NUMBERS

Miscellaneous	2020-21	ACC	Career
Double-Digits	4	1	4, last vs. Clemson (2/27/22)
20+ Points	-	-	-
10+ Rebounds	-	-	-
Double Doubles	-	-	-

## CAREER HIGHS

Category	ACC	Career
Points	11, vs. Clemson (2/27/22)	15, vs. Robert Morris (12/12/21)
Rebounds	4*, at Wake Forest (1/27/22)	6, vs. Robert Morris (12/12/21)
Assists	2, vs. Clemson (2/27/22)	5, vs. Robert Morris (12/12/21)
Steals	3, vs. Clemson (2/27/22)	8, vs. Florida Atlantic (11/18/21)
Blocks	1, vs. Wake Forest (1/6/22)	1*, vs. South Florida (3/18/22)
Field Goals Made	5, vs. Clemson (2/27/22)	6, vs. Robert Morris (12/12/21)
Field Goal Attempts	5*, vs. Clemson (2/27/22)	12, vs. Florida Atlantic (11/18/21)
Free Throws Made	3, at Boston College (1/23/22)	7, at Maryland (12/2/21)
Free Throw Attempts	4, at Boston College (1/23/22)	7, at Maryland (12/2/21)
3-Point FGM	1, vs. Clemson (2/27/22)	2, vs. Robert Morris (12/12/21)
3-Point FGA	1*, vs. Clemson (2/27/22)	4, vs. Robert Morris (12/12/21)
Minutes	18, vs. Clemson (2/27/22)	29, vs. Robert Morris (12/12/21)

\* Recorded more than once with most recent listed

## 2021-22 GAME-BY-GAME

Date	Opponent	GS	MIN	FG-A	3FG-A	FT-A	O-D-T	A	B	S	PTS
11/9	Jackson State	8	1-4	1-3	2-3	1-0-1	1	0	0	5	
11/12	Bethune-Cookman	12	0-5	0-1	2-6	3-1-4	0	0	2	2	
11/14	Stetson	11	0-2	0-1	0-0	1-0-1	2	0	1	0	
11/18	FAU	25	2-12	0-4	5-6	1-1-2	0	0	8	9	
11/25	vs. Washington St.	13	0-3	0-1	1-2	1-1-2	1	0	4	1	
11/27	vs. Indiana	8	0-2	0-0	0-0	0-1-1	0	0	1	0	
12/2	at Maryland	19	2-4	0-0	7-7	3-1-4	1	0	1	11	
12/5	Tulane	15	3-5	0-0	4-4	0-1-1	0	0	2	10	
12/6	Arkansas-Pine Bluff	22	3-6	1-3	1-4	2-3-5	2	0	0	8	
12/12	Robert Morris	29	6-10	2-4	1-1	3-3-6	5	0	5	15	
1/6	Wake Forest	17	2-5	0-1	0-0	1-0-1	0	1	1	4	
1/9	NC State	11	1-3	0-1	0-0	2-0-2	1	0	1	2	
1/13	at Clemson	-	-	-	-	-	-	-	-	-	
1/16	Georgia Tech	14	3-5	0-0	0-0	0-0-0	1	0	1	6	
1/18	Duke	16	0-2	0-0	1-2	0-4-4	1	0	2	1	
1/20	at Florida St.	2	0-0	0-0	0-0	0-0-0	0	0	0	0	
1/23	at Boston College	14	0-3	0-1	3-4	1-0-1	1	0	1	3	
1/27	at Wake Forest	12	1-4	0-0	2-2	2-2-4	1	0	0	4	
2/1	Louisville	4	0-1	0-0	0-0	0-2-2	0	0	0	0	
2/3	Syracuse	8	0-1	0-0	0-2	1-0-1	1	0	0	0	
2/6	at North Carolina	16	1-5	0-0	1-1	2-1-3	0	0	0	3	
2/10	at Notre Dame	8	0-1	0-0	0-0	0-1-1	1	0	0	0	
2/13	Florida State	2	0-0	0-0	0-0	0-0-0	0	0	0	0	
2/15	at Virginia	2	0-0	0-0	0-0	0-0-0	0	0	0	0	
2/17	Pittsburgh	2	0-1	0-1	0-2	0-0-0	0	0	0	0	
2/20	at Georgia Tech	4	0-1	0-0	0-0	0-1-1	0	0	0	0	
2/24	at Virginia Tech	6	1-2	0-1	0-0	0-0-0	0	0	1	2	
2/27	Clemson	18	5-5	1-1	0-1	1-1-2	2	0	3	11	
3/3	vs. Duke	1	0-0	0-0	0-0	0-0-0	0	0	1	0	
3/4	vs. Louisville	-	-	-	-	-	-	-	-	-	
3/5	vs. Notre Dame	-	-	-	-	-	-	-	-	-	
3/6	vs. NC State	-	-	-	-	-	-	-	-	-	
3/18	vs. South Florida	14	4-5	0-1	0-0	1-1-2	0	1	2	8	
3/20	at South Carolina	10	0-3	0-0	0-0	0-1-1	0	0	1	0	

DWYER'S CAREER STATISTICS		3-Point		Free Throws		Rebounds				Scoring											
Season	GP-GS	Min.	Avg.	FG-FGA	Pct	FG-FGA	Pct	FT-FTA	Pct	Off	Def	Tot	Avg	PF	FO	Ast	TO	Blk	Stl	Pts	Avg
2021-22	30-0	341	11.4	35-100	.350	5-24	.208	30-47	.638	26	26	52	1.7	56	1	21	27	2	38	105	3.5
Total	30-0	341	11.4	35-100	.350	5-24	.208	30-47	.638	26	26	52	1.7	56	1	21	27	2	38	105	3.5

HURRICANES



# HALEY CAVINDER

**GUARD**

**14**

**SENIOR • 5-6**

*GILBERT, ARIZ. • FRESNO STATE • GILBERT*

## **As a Junior at Fresno State (2021-22): *All-Mountain West Team***

Set NCAA record for free-throw percentage in a season, converting 109-of-112 for 97.3 percent, breaking the mark of 96.5 (111-of-115) set by Kitija Laksa of South Florida (2018)...Became just the third player in Mountain West history to lead the MW in scoring and rebounding...Averaged 19.8 points and 9.5 rebounds per game...20th player in NCAA history to record at least three triple-doubles in a season...Posted second-most triple-doubles (three) in the NCAA during 2020-21... Earned MW Player of the Week on Jan. 17 following her second triple-double...Finished second in the MW in assists per game with 5.7...Pulled down a conference-best 8.1 defensive rebounds per game... Nationally, ranked 10th in defensive rebounds per game, 15th in assists per game, 21st in points per game, 48th in assist-turnover ratio (1.98) and 49th in rebounds per game...Started all 29 games, averaging 38.1 minutes per outing, sixth-highest in the NCAA...Her 20.8 points per game in conference play ranked sixth-highest in league history, passing the 20.6 she had a season earlier... Recorded 21st season-opening triple-double in NCAA history with 25 points, 12 rebounds and 10 assists at Utah Valley...Was the first triple double of her career...Against San Jose State, broke Fresno State's single-game record for assists with 13 while not committing a turnover...The 11th-best assist-turnover ratio in the NCAA in the last decade...The 13-0 ratio tied Sabrina Ionescu for the highest ratio in a triple-double in the last decade...Recorded a conference-best 12 double-doubles...Dropped a league-leading 17 20-point games, finishing the season with five in a row...Went 10-of-10 from the charity stripe twice during the final five games...Played every minute in 12 games.

## **As a Sophomore at Fresno State (2020-21): *Mountain West Player of the Year...All Mountain West Team...Mountain West All-Tournament Team...WNIT Fort Worth All-Region Team...Mountain West Player of the Week (3x)***

Third sophomore to ever win the Mountain West's top honor...First player in conference history to win the award the year after being named Freshman of the Year...Only player to earn multiple MW Player of the Week honors during the 2020-21 season, doing so three times...Started 27 of 28 games...Her 20.6 points per game in conference play ranks sixth-highest in league history...Posted 11 of her league-leading 17 20-point games in conference play, including seven during the final nine regular season games...Finished the season with 10 20-point games in the last 14 outings... Nationally, ranked sixth in total minutes (1026:50), ninth in field goal attempts (479), 16th in made field goals (204), 18th in total points (554), 26th in 3-point attempts (177), 32nd in points per game (19.8), 38th in minutes played per game (36.67), 39th in 3-point field goals made (58), 46th in free-throw percentage (84.6), 66th in total rebounds (211), and 71st in total assists (105)...Led the Mountain West in scoring (19.8) and minutes played (36.67), was second in free-throw percentage (.846), fifth in 3-pointers made (2.07), sixth in rebounding (7.54), steals (1.68) and assist-to-turnover ratio (1.48), and eighth in assists (3.75)...Led the Bulldogs in scoring in 14 times, rebounding 11 times, assists 11 times and steals 10 times...Dropped a season-high 30 points versus Nevada on Jan. 14.

## **As a Freshman at Fresno State (2019-20): *Mountain West Freshman of the Year...All-Mountain West Team...Mountain West All-Freshman Team...Mountain West All-Tournament Team***

Played in all 32 games with 31 starts...Played at least 40 minutes in nine games, including every minute in seven...Broke Fresno State's freshman records for most points (512) and most rebounds (233) in a season...Led the team and finished second in the conference in points per game (16.0 ppg), total points (512) and made field goals (189)...Ranked third in the league in 3-point percentage

# 14 | HALEY CAVINDER

(34.3%), 3-pointers made per game (2.66), 3-pointers made (85) and 3-point field goal attempts (248)...Finished sixth in the MW in total assists (117) and assists per game (3.66 apg), and seventh in assist-to-turnover ratio (1.52)...Second on the team and eighth in the conference in rebounds per game (7.3 rpg) and total rebounds (233)...Nationally, ranked ninth in 3-point field goal attempts, 18th in 3-pointers made, 24th in field goal attempts, 36th in 3-pointers made per game, 45th in total minutes, 71st in made field goals and 78th in total points...Recorded the second-most 20-point games in the league (11)...Had the sixth-most double-doubles (six) in the conference and eighth-most double-digit rebounding games (six)...Was one of 15 players under 5-foot-10 in the NCAA to average at least seven rebounds per game...Ranked ninth among freshman in the NCAA in points per game and 18th in both rebounding per game and assists per game...Was one of four freshman under 6-foot to average at least 7.0 rebounds per game, and was only player under 5-foot-10...Posted 17 points and seven rebounds at Cal Poly in first career game...Tallied first career double-double with 13 points and 10 rebounds at Santa Clara...Grabbed a season-high 15 rebounds at San Jose State...Dropped a season-high 31 points and had six assists and five steals at New Mexico.

**High School:** Named Arizona 5A Player of the Year as a senior...First-Team All-Arizona...All-Star Game MVP...Broke 2,000-career point mark (2,282)...Averaged 21.8 points, 8.9 rebounds and 6.5 assists as senior...State runner-up in 2019 (25-6)...Averaged 23 points, 9.2 rebounds, 6.6 assists and 3.9 steals as a junior...2018 first team all-state and USA Today All-Arizona selection...Three-time first team all-region selection...2018 region player of the year...Named 2017 MVP of the Tournament of Champions...Twice been selected to compete in the adidas Uprising All-American Camp...Ranked as the No. 27 guard in the country according to ESPN.

**Personal:** Born in South Bend, Ind....Daughter of Katie and Tom Cavinder...Has four sisters, Brooke, Brandi, Hanna and Natalie...Father played basketball at Nova Southeastern...Twin sister, Hanna, also plays for Miami...Business major.

## BY THE NUMBERS

Miscellaneous	2021-22	ACC	Career <sup>A</sup>
Double-Digits	25	N/A	77, last vs. Utah State (3/6/22)
20+ Points	17	N/A	42, last vs. Utah State (3/6/22)
10+ Rebounds	13	N/A	23, last at UNLV (2/16/22)
Double Doubles	12	N/A	22, last at Boise State (2/2/22)

## CAREER HIGHS

Category	ACC	Career <sup>A</sup>
Points	N/A	31, at New Mexico (2/10/20)
Rebounds	N/A	15, at San Jose State (1/4/20)
Assists	N/A	13, vs. San Jose State (1/15/22)
Steals	N/A	6, at UNLV (12/3/19)
Blocks	N/A	2*, at San Diego State (2/21/21)
Field Goals Made	N/A	12*, at Utah State (3/2/22)
Field Goal Attempts	N/A	23*, at Utah State (3/2/22)
Free Throws Made	N/A	11*, vs. CSUN (11/23/21)
Free Throw Attempts	N/A	12, vs. Nevada (1/14/21)
3-Point FGM	N/A	7, vs. Northern Arizona (11/24/19)
3-Point FGA	N/A	14, at New Mexico (2/1/20)
Minutes	N/A	45, vs. Boise State (3/4/20)

\* Recorded more than once with most recent listed

<sup>A</sup> Includes stats from three years at Fresno State





# 14 HALEY CAVINDER

## 2019-20 GAME-BY-GAME\*

Date	Opponent	GS	MIN	FG-A	3FG-A	FT-A	O-D-T	A	B	S	PTS
11/6	at Cal Poly	* 30	7-18	2-8	1-1	3-4-7	1	0	1	17	
11/12	UC Davis	* 40	7-18	4-9	2-4	0-7-7	3	1	0	20	
11/15	at Montana	* 26	3-9	1-6	0-0	1-4-5	1	0	1	7	
11/17	at Portland	* 40	7-17	1-7	0-0	1-3-4	5	1	0	15	
11/21	BYU	* 30	3-10	2-6	3-5	2-5-7	3	0	1	11	
11/24	Northern Arizona	* 32	10-18	7-11	2-3	4-4-8	2	0	2	29	
11/29	vs. Yale	* 34	3-12	1-5	1-2	0-5-5	2	0	1	8	
11/30	vs. Georgetown	* 37	8-15	5-10	3-6	2-4-6	7	0	1	24	
12/3	at UNLV	* 40	3-9	1-4	2-2	1-6-7	9	0	6	9	
12/7	Utah State	* 36	5-14	3-7	3-5	1-4-5	2	0	1	16	
12/12	LAVERNE	* 29	10-18	3-7	0-1	2-6-8	6	1	3	23	
12/21	at Santa Clara	* 39	5-15	3-9	0-0	3-7-10	2	2	1	13	
12/28	UC Merced	* 29	7-14	3-7	2-2	2-7-9	2	0	4	19	
1/1	San Diego State	* 31	5-17	1-6	2-3	1-10-11	1	1	2	13	
1/4	at San Jose St.	* 43	5-18	0-8	2-2	0-15-15	3	0	1	12	
1/8	New Mexico	* 41	6-15	3-7	6-8	2-11-13	7	0	1	21	
1/15	at San Diego St.	* 36	7-18	5-10	1-1	1-5-6	2	1	3	20	
1/18	Wyoming	* 25	6-12	5-7	2-2	0-4-4	2	0	0	19	
1/22	Colorado State	* 36	3-15	0-6	1-2	1-4-5	4	0	1	7	
1/25	at Boise St.	* 37	7-15	4-9	7-8	1-8-9	3	0	0	25	
1/29	Air Force	* 34	2-11	0-5	0-0	3-6-9	2	0	0	4	
2/1	at New Mexico	* 10	12-23	5-14	2-2	0-3-3	6	0	5	31	
2/5	at Colorado St.	* 33	8-14	4-7	0-0	1-12-13	5	0	0	20	
2/8	UNLV	* 38	3-15	2-10	0-0	1-8-9	5	0	0	8	
2/12	San Jose St.	* 38	8-21	2-11	3-4	1-9-10	7	0	0	21	
2/15	at Utah State	* 34	2-12	1-3	0-0	1-3-4	4	0	0	5	
2/19	at Air Force	* 40	8-18	3-8	0-0	1-2-3	0	0	1	19	
2/22	Nevada	* 26	4-10	1-5	1-2	0-5-5	5	0	2	10	
2/27	at Wyoming	* 31	2-12	1-4	0-0	1-5-6	3	0	3	5	
3/2	vs. Nevada	* 40	11-20	4-9	0-1	0-6-6	4	0	3	26	
3/3	vs. San Jose St.	* 40	6-17	4-10	2-4	1-6-7	7	0	1	18	
3/4	vs. Boise St.	* 45	6-21	4-13	1-2	0-7-7	2	0	2	17	

\* at Fresno State

## 2020-21 GAME-BY-GAME\*

Date	Opponent	GS	MIN	FG-A	3FG-A	FT-A	O-D-T	A	B	S	PTS
11/27	vs. West Virginia	* 31	5-16	2-8	3-3	1-5-6	3	0	2	15	
11/28	vs. Lamar	* 30	5-10	1-4	6-7	0-10-10	8	0	1	17	
12/3	Colorado State	* 39	8-20	3-10	5-6	0-8-8	4	0	2	24	
12/4	Colorado State	* 38	5-15	2-5	7-8	3-10-13	3	1	1	19	
12/11	Saint Mary's	* 37	8-14	3-4	0-0	0-7-7	2	1	0	19	
12/13	at San Francisco	* 43	6-20	0-9	8-10	1-4-5	5	1	3	20	
1/2	at Wyoming	* 38	11-20	4-5	2-2	2-6-8	3	0	0	28	
1/4	at Wyoming	* 44	9-20	2-4	4-5	0-6-6	2	1	2	24	
1/10	CSU Bakersfield	* 38	6-18	1-9	2-2	2-6-8	1	0	3	15	
1/14	Nevada	* 38	8-18	3-6	11-12	0-4-4	2	0	2	30	
1/16	Nevada	* 37	5-15	1-7	0-0	1-7-8	5	0	3	11	
1/21	Boise State	* 34	5-15	1-5	4-4	2-7-9	5	0	2	15	
1/23	Boise State	* 36	7-15	3-7	1-2	0-8-8	5	0	3	18	
1/28	vs New Mexico	* 35	6-19	1-7	3-4	1-7-8	2	0	2	16	
1/30	vs New Mexico	* 35	8-15	3-7	2-3	4-10-14	6	1	1	21	
2/4	at Utah State	* 34	3-16	0-5	5-6	2-12-14	6	0	4	11	
2/6	at Utah State	* 38	9-17	3-6	0-0	0-3-5	5	0	0	21	
2/10	Air Force	* 33	6-16	1-5	2-4	2-4-6	4	0	0	15	
2/11	Air Force	* 38	9-21	1-6	3-4	2-5-7	3	1	2	27	
2/20	at San Diego St.	* 36	10-18	6-8	1-1	0-4-4	2	0	1	27	
2/21	at San Diego St.	* 36	9-17	2-7	3-3	1-5-6	4	2	5	23	
2/25	UNLV	* 39	9-20	4-7	4-4	1-6-7	3	1	1	26	
2/27	UNLV	* 32	9-18	2-5	0-0	0-7-7	3	0	0	20	
3/8	vs. Nevada	* 34	6-17	1-6	4-5	0-9-9	0	1	1	17	
3/9	vs. New Mexico	* 38	8-21	3-8	3-3	4-3-7	4	1	3	22	
3/10	vs. Wyoming	* 38	5-16	0-5	2-2	0-3-3	2	1	0	12	
3/19	vs. Missouri	* 39	10-16	2-5	3-4	2-6-8	7	1	3	25	
3/20	vs. Rice	* 38	9-16	3-7	0-0	1-5-6	6	0	1	21	

\* at Fresno State

## 2021-22 GAME-BY-GAME\*

Date	Opponent	GS	MIN	FG-A	3FG-A	FT-A	O-D-T	A	B	S	PTS
11/11	at Utah Valley	* 39	9-14	4-6	3-3	2-10-12	10	1	1	25	
11/13	at BYU	* 38	2-6	1-3	4-4	1-7-8	10	0	1	9	
11/17	Stanislaus St.	* 34	7-15	5-8	2-2	3-7-10	4	1	2	21	
11/23	CSUN	* 39	7-16	3-10	11-11	1-13-14	3	0	0	28	
11/26	at San Diego	* 40	5-15	2-7	1-1	2-6-8	6	0	1	13	
11/27	vs. Drexel	* 37	3-9	0-3	0-0	1-5-6	4	0	2	6	
12/2	at California	* 38	9-16	1-4	5-5	2-5-7	2	0	2	24	
12/4	at Saint Mary's (CA)	* 39	10-20	3-6	3-3	1-8-9	4	0	2	26	
12/11	at CSU Bakersfield	* 40	8-14	2-5	2-2	0-5-5	7	0	0	20	
12/18	UC Merced	* 21	2-6	1-3	4-4	3-6-9	3	0	3	9	
12/20	Portland	* 40	8-17	1-2	0-0	1-10-11	8	0	2	17	
12/28	UNLV	* 40	9-20	1-4	0-0	3-9-12	1	0	1	19	
12/31	San Diego St.	* 39	7-18	3-5	7-8	3-8-11	3	0	1	24	
1/13	at San Jose St.	* 34	9-15	3-6	2-2	1-8-9	6	0	1	23	
1/15	San Jose St.	* 38	5-15	1-6	6-6	1-12-13	13	0	1	17	
1/19	at Air Force	* 40	10-17	2-4	2-2	1-12-13	4	0	3	24	
1/22	at New Mexico	* 40	7-19	3-9	4-4	2-10-12	11	0	0	21	
1/24	Colorado St.	* 37	8-18	0-4	4-4	1-9-10	7	0	3	20	
1/29	Utah St.	* 40	6-17	1-5	6-6	2-10-12	9	1	4	19	
2/2	at Boise St.	* 40	10-18	4-7	4-4	1-10-11	4	0	2	28	
2/5	at Nevada	* 40	6-15	3-6	2-2	1-6-7	3	0	1	17	
2/12	Wyoming	* 37	5-12	0-1	1-1	1-6-7	4	1	1	11	
2/14	Nevada	* 40	6-16	1-6	5-6	0-6-6	5	0	1	18	
2/16	at UNLV	* 38	3-13	1-4	2-2	1-13-14	5	0	2	9	
2/19	at San Diego St.	* 40	8-21	4-9	10-10	0-7-7	9	0	1	30	
2/23	New Mexico	* 37	10-22	1-4	4-4	1-7-8	5	0	0	25	
2/26	Air Force	* 36	6-11	0-2	10-10	1-8-9	5	0	0	22	
3/2	at Utah St.	* 44	12-23	1-4	2-3	1-6-7	5	0	3	27	
3/6	vs. Utah St.	* 40	7-19	4-7	3-3	2-5-7	6	0	2	21	

\* at Fresno State

CAVINDER'S CAREER STATISTICS*				3-Point		Free Throws		Rebounds				Scoring									
Season	GP-GS	Min.	Avg.	FG-FGA	Pct	FG-FGA	Pct	FT-FTA	Pct	Off	Def	Tot	Avg	PF	FO	Ast	TO	Blk	Stl	Pts	Avg
2019-20	32-31	1100	34.4	189-491	.385	85-248	.343	49-72	.681	38	195	233	7.3	58	0	117	77	7	47	512	16.0
2020-21	28-27	1027	36.7	204-479	.426	58-177	.328	88-104	.846	34	177	211	7.5	36	0	105	71	13	47	554	19.8
2021-22	29-29	1105	38.1	204-457	.446	56-150	.373	109-112	.973	40	234	274	9.4	47	2	166	84	4	43	573	19.8
<b>TOTAL</b>	<b>89-87</b>	<b>3232</b>	<b>36.3</b>	<b>597-1427</b>	<b>.418</b>	<b>199-575</b>	<b>.346</b>	<b>246-288</b>	<b>.854</b>	<b>112</b>	<b>606</b>	<b>718</b>	<b>8.1</b>	<b>141</b>	<b>2</b>	<b>388</b>	<b>232</b>	<b>24</b>	<b>137</b>	<b>1639</b>	<b>18.4</b>

\* Includes stats from three seasons at Fresno State

HURRICANES



# HANNA CAVINDER

**GUARD**

**15**

**SENIOR • 5-6**

*GILBERT, ARIZ. • FRESNO STATE • GILBERT*

**As a Junior at Fresno State (2021-22):** Started all 29 games...Averaged 37.1 minutes per game, 15th-highest in the NCAA...Ranked 10th in the Mountain West in scoring at 14.6 points per game...Sixth in the conference in steals (1.8 spg) and seventh in assists (3.7 apg)...Posted seven 20-point games...Dropped a season-high 24 points versus San Jose State...Tied career high with 10 made free throws against the Spartans (10-of-11)...Grabbed a career-best nine rebounds at CSU Bakersfield...Dished out at least five assists in 11 contests...Knocked down a career-best 42 3-pointers on the year...Made multiple 3-point field goals 13 times...Hit a career-high four 3-pointers versus Cal and Utah State...Produced at least three steals on nine occasions...Swiped a season-high five in regular season finale at Utah State.

**As a Sophomore at Fresno State (2020-21):** *All-Mountain West Team...Mountain West Player of the Week (2/15)*

Started 27 of 28 games...Reached double digits in 26 games, hitting the 20-point mark nine times...Nationally, ranked 17th in minutes played (984:43), 23rd in field goals made (191), 32nd in field goal attempts (412), 43rd in total points (477), 54th in total assists (109) and 95th in points per game (17.0)...Taking the second-most field goal attempts in the league, led the conference in field goal percentage (.464)...Ranked third in the Mountain West in points per game (17.0), fourth in minutes per game (35.17), fifth in steals per game (1.79), sixth in assists per game (3.89) and seventh in assist-to-turnover ratio (1.45)...Scored career-high 32 points in the final game of the regular season versus UNLV, shooting 13-of-20 from the field...Shot a career-best 4-of-6 from three-point range in that contest against the Lady Rebels...Shot north of 60 percent on two other occasions, going 9-of-12 against Lamar and 8-of-12 versus Saint Mary's...Twice recorded back-to-back games with 20-plus points... Grabbed a career-high nine rebounds against New Mexico.

**As a Freshman at Fresno State (2019-20):** *All-Mountain West Team...Mountain West All-Freshman Team...Mountain West Player of the Week (Dec. 16, Feb. 17)*

Along with sister Haley, the twins were the first freshmen to earn a spot on the All-MW team since 2015...the two were the first freshmen teammates to be named to the All-MW team...Played in all 32 games with 31 starts...Made 116 free throws, most among freshman in Fresno State history...Second in program history among freshmen in points (502) and assists (118), and third in steals (42)...Ranked third in the conference in free throw percentage (82.3%), free throws made (116), free throw attempts (141) and total minutes (1122:32)...Ranked fourth in league in points per game (15.6 ppg), total points (502), 20-point games (9) and minutes per game (35.08 mpg)...Finished fifth in MW in assists per game (3.69), field goals made (182) and field goal attempts (418)...Was eighth in the MW in field goal percentage (43.5%), assist/turnover ratio (1.49), total assists (118), steals per game (1.75 spg) and total steals (56)... Ranked 26th in the NCAA in total minutes, 59th in free throw percentage, 72nd in made free throws, 89th in field goal attempts and 92nd in field goals made...Among freshmen in the country, was sixth in made free throws, 11th in points per game, and 17th in assists and steals per game...Opened career with 23 points at Cal Poly, the most points in a freshman debut at Fresno State...Became second Bulldog to open career with back-to-back 20-point

HURRICANES



# 15 | HANNA CAVINDER

games after scoring 21 against UC Davis...Twice dished out nine assists...Recorded a season-high 26 points versus LaVerne, shooting 11-of-15...Scored in double-digits in 12 straight games to open season...Grabbed a season-high seven rebounds in the MW title game against Boise State.

**High School:** Named Arizona 5A Offensive Player of the Year as a senior...All-Arizona team... Selected to Arizona all-star game...Surpassed 2,000 career points...Averaged 21.7 points, 6.1 rebounds, 4.8 assists and 3.0 steals per game as a senior...State runner-up (25-6)...Averaged 20.9 points, 5.7 rebounds, 6.2 assists and 2.9 steals per game as a junior...Three-time all-region selection and all-state honoree...Twice played in the Arizona all-star game...Was placed on the USA Today preseason All-Arizona team.

**Personal:** Born in South Bend, Ind....Daughter of Katie and Tom Cavinder...Has four sisters, Brooke, Brandi, Haley and Natalie...Father played basketball at Nova Southeastern...Twin sister, Hanna, also plays for Miami...Business major.

## BY THE NUMBERS

Miscellaneous	2021-22 <sup>^</sup>	ACC	Career <sup>^</sup>
Double-Digits	24	N/A	78, last vs. Utah State (3/6/22)
20+ Points	7	N/A	25, at Utah State (3/2/22)
10+ Rebounds	-	N/A	3, last vs. Oregon (3/6/20)
Double Doubles	-	N/A	3, last vs. Oregon (3/6/20)

## CAREER HIGHS

Category	ACC	Career <sup>^</sup>
Points	N/A	32, vs. UNLV (2/27/21)
Rebounds	N/A	9*, at CSU Bakersfield (12/11/21)
Assists	N/A	9*, vs. UC Merced (12/28/19)
Steals	N/A	6, vs. UC Merced (12/28/19)
Blocks	N/A	1*, vs. Nevada (2/14/22)
Field Goals Made	N/A	13, vs. UNLV (2/27/21)
Field Goal Attempts	N/A	20*, vs. Rice (3/20/21)
Free Throws Made	N/A	10*, vs. San Jose State (1/15/22)
Free Throw Attempts	N/A	11*, vs. San Jose State (1/15/22)
3-Point FGM	N/A	4*, vs. Utah State (1/29/22)
3-Point FGA	N/A	8, at New Mexico (1/22/22)
Minutes	N/A	45*, at Utah State (3/2/22)

\* Recorded more than once with most recent listed

<sup>^</sup> includes stats from three years at Fresno State



# 15 | HANNA CAVINDER

## 2019-20 GAME-BY-GAME\*

Date	Opponent	GS	MIN	FG-A	3FG-A	FT-A	O-D-T	A	B	S	PTS
11/6	at Cal Poly	*	36	8-14	1-4	6-8	0-4-4	5	0	5	23
11/12	UC Davis	*	35	5-12	1-4	10-11	1-2-3	4	0	0	21
11/15	at Montana	*	36	5-16	1-5	3-4	0-1-1	3	0	1	14
11/17	at Portland	*	36	6-17	2-7	0-0	0-1-1	3	0	0	14
11/21	BYU	*	32	2-11	0-4	6-6	1-5-6	0	0	2	10
11/24	Northern Arizona	*	35	6-14	2-5	2-4	0-1-1	3	0	2	16
11/29	vs Yale	*	33	8-15	2-4	2-3	1-3-4	0	0	4	20
11/30	vs Georgetown	*	37	3-9	0-3	6-6	0-0-0	5	0	2	12
12/3	at UNLV	*	40	6-12	1-5	4-6	0-2-2	9	1	0	17
12/7	Utah State	*	37	7-12	1-4	4-4	1-2-3	7	0	4	19
12/12	LAVERNE	*	29	11-15	1-4	3-4	2-1-3	7	0	3	26
12/21	at Santa Clara	*	39	2-7	0-1	9-9	0-2-2	5	0	1	13
12/28	UC Merced	*	32	4-13	0-3	1-2	1-3-4	9	0	6	9
1/1	San Diego State	*	37	7-11	2-5	2-2	0-1-1	4	0	2	18
1/4	at San Jose St.	*	43	9-14	2-4	4-5	0-1-1	3	0	1	24
1/8	New Mexico	*	38	3-15	0-6	4-6	0-1-1	1	0	3	10
1/15	at San Diego St.	*	32	2-9	0-3	5-5	0-2-2	3	0	1	9
1/18	Wyoming	*	34	7-11	1-2	5-5	1-2-3	6	0	1	20
1/22	Colorado State	*	30	1-11	0-4	0-0	0-3-3	4	0	0	2
1/25	at Boise St.	*	32	5-10	0-1	4-5	1-1-2	1	0	0	14
1/29	Air Force	*	34	5-14	1-4	2-3	1-4-5	4	1	1	13
2/1	at New Mexico	*	35	6-16	0-2	1-1	0-1-0	0	0	2	13
2/5	at Colorado St.	*	29	3-14	0-3	5-7	4-2-6	5	0	0	11
2/8	UNLV	*	39	8-14	1-4	7-8	1-3-4	6	0	1	24
2/12	San Jose St.	*	40	8-11	2-3	2-3	0-1-1	5	0	1	20
2/15	at Utah State	*	28	8-12	1-2	3-4	0-0-1	3	0	4	20
2/19	at Air Force	*	37	7-13	0-1	1-2	0-0-0	3	0	3	15
2/22	Nevada	*	31	3-13	0-1	3-4	0-0-0	1	0	0	9
2/27	at Wyoming	*	37	7-14	0-2	5-6	0-1-1	2	1	1	19
3/2	vs Nevada	*	37	7-16	0-1	2-2	1-1-2	4	0	2	16
3/3	vs San Jose St.	*	30	5-13	0-1	4-4	2-2-4	1	0	0	14
3/4	vs Boise St.	*	45	8-20	0-0	1-2	3-4-7	2	0	3	17

\* at Fresno State

## 2020-21 GAME-BY-GAME\*

Date	Opponent	GS	MIN	FG-A	3FG-A	FT-A	O-D-T	A	B	S	PTS
11/27	vs West Virginia	*	37	8-14	2-5	1-4	0-2-2	3	0	0	19
11/28	vs Lamar University	*	26	9-12	2-5	4-7	0-5-4	4	0	1	24
12/3	Colorado State	*	37	9-17	2-4	2-2	1-3-4	3	0	3	22
12/4	Colorado State	*	38	7-16	0-1	5-6	1-2-4	4	0	1	19
12/11	Saint Mary's	*	33	8-12	0-2	5-6	1-1-2	5	0	2	21
12/13	at San Francisco	*	39	5-12	0-3	0-1	2-3-5	2	0	1	10
1/2	at Wyoming	*	37	5-14	2-3	0-0	1-1-4	2	0	2	12
1/4	at Wyoming	*	42	7-13	0-1	4-5	0-2-2	2	0	4	18
1/10	CSU Bakersfield	*	38	5-16	1-4	5-5	0-3-3	5	0	1	16
1/14	Nevada	*	36	6-14	1-2	4-6	0-3-3	3	1	1	17
1/16	Nevada	*	38	9-17	0-3	3-4	3-1-4	3	0	0	21
1/21	Boise State	*	28	9-17	0-1	1-3	0-1-1	8	0	2	19
1/23	Boise State	*	33	3-11	0-1	3-4	0-1-1	1	0	1	9
1/28	vs New Mexico	*	39	7-15	2-3	4-4	1-8-9	4	1	0	20
1/30	vs New Mexico	*	32	5-10	0-1	3-4	0-4-4	5	0	3	13
2/4	at Utah State	*	29	7-12	3-5	1-2	1-3-4	7	0	0	18
2/6	at Utah State	*	28	8-15	2-6	3-3	0-2-2	5	0	0	21
2/10	Air Force	*	34	10-18	1-4	3-3	0-2-2	3	0	2	24
2/11	Air Force	*	38	7-20	0-2	3-6	2-2-4	1	0	2	17
2/20	at San Diego St.	*	34	4-15	0-6	2-2	2-4-6	6	0	1	10
2/21	at San Diego St.	*	35	5-13	0-3	4-4	0-4-4	2	0	2	14
2/25	UNLV	*	32	3-13	1-4	0-0	1-4-5	2	0	1	7
2/27	UNLV	*	38	13-20	4-5	2-4	0-2-2	3	1	4	32
3/8	vs Nevada	*	33	6-15	1-1	0-0	0-3-3	4	0	3	13
3/9	vs New Mexico	*	33	6-14	0-4	1-4	1-3-5	7	0	4	13
3/10	vs Wyoming	*	38	6-15	0-1	0-0	1-4-5	3	1	2	12
3/19	vs Missouri	*	38	4-12	0-3	6-10	2-4-6	7	0	2	14
3/20	vs Rice	*	40	10-20	2-4	0-0	0-3-3	3	0	2	22

\* at Fresno State

## 2021-22 GAME-BY-GAME


Date	Opponent	GS	MIN	FG-A	3FG-A	FT-A	O-D-T	A	B	S	PTS
11/11	at Utah Valley	*	37	5-12	1-3	0-0	1-5-6	5	0	1	11
11/13	at BYU	*	39	5-13	1-2	3-4	0-4-4	2	0	0	14
11/17	Stanislaus St.	*	34	6-15	2-3	7-8	1-6-7	4	0	2	21
11/23	CSUN	*	38	5-13	0-2	4-5	0-4-4	1	0	1	14
11/26	at San Diego	*	40	6-13	0-0	4-7	1-4-5	3	0	3	16
11/27	vs Drexel	*	34	3-11	2-3	2-2	0-1-1	2	0	1	10
12/2	at California	*	39	7-14	4-6	0-0	0-1-1	5	0	0	18
12/4	at Saint Mary's (CA)	*	34	5-12	3-6	2-2	0-4-4	5	0	2	15
12/11	at CSU Bakersfield	*	39	6-14	1-3	2-2	0-9-9	4	0	1	15
12/18	UC Merced	*	27	7-12	2-4	0-0	1-1-2	3	0	2	16
12/20	Portland	*	40	1-12	0-4	2-2	3-2-5	2	1	3	4
12/28	UNLV	*	39	3-11	2-4	1-2	0-0-0	6	0	2	9
12/31	San Diego St.	*	39	7-16	2-4	4-4	0-3-3	4	0	3	20
1/13	at San Jose St.	*	34	5-15	3-6	0-1	0-7-7	1	0	2	13
1/15	San Jose St.	*	36	6-13	2-5	10-11	0-4-4	2	0	3	24
1/19	at Air Force	*	34	3-13	1-5	2-2	0-3-3	3	0	3	9
1/22	at New Mexico	*	38	6-18	2-8	1-2	4-1-5	6	0	1	15
1/24	Colorado St.	*	35	2-10	0-3	0-0	0-2-2	6	0	3	4
1/29	Utah St.	*	36	8-17	4-7	3-4	0-3-3	2	0	3	23
2/2	at Boise St.	*	39	6-17	1-5	2-2	0-3-3	2	0	1	15
2/5	at Nevada	*	40	8-17	0-3	4-5	0-4-4	3	0	2	20
2/12	Wyoming	*	37	4-11	0-1	3-4	0-4-4	5	0	2	11
2/14	Nevada	*	38	8-15	1-3	2-4	0-3-3	5	1	0	19
2/16	at UNLV	*	39	5-15	0-4	0-0	1-2-3	4	0	0	10
2/19	at San Diego St.	*	40	6-18	1-5	0-0	1-4-5	1	0	1	13
2/23	New Mexico	*	37	3-16	1-7	2-2	0-8-8	6	0	1	9
2/26	Air Force	*	39	7-11	3-4	3-4	0-2-2	3	0	3	20
3/2	at Utah St.	*	45	9-16	2-4	0-0	1-2-3	7	0	5	20
3/6	vs Utah St.	*	31	5-11	1-2	3-3	0-1-1	5	0	0	14

\* at Fresno State

Season	CAVINDER'S CAREER STATISTICS*			3-Point			Free Throws			Rebounds				Scoring							
	GP-GS	Min.	Avg.	FG-FGA	Pct	FG-FGA	Pct	FT-FTA	Pct	Off	Def	Tot	Avg	PF	FO	Ast	TO	Blk	Stl	Pts	Avg
2019-20	32-31	1123	35.1	182-418	435	22-303	214	116-141	.823	21	58	79	2.5	41	1	118	79	3	56	502	15.7
2020-21	28-27	985	35.2	191-412	464	26-87	299	69-99	.697	22	79	101	3.6	52	0	109	75	4	50	477	17.0
2021-22	29-29	1075	37.1	157-401	392	42-116	362	66-82	.805	14	97	111	3.8	48	1	107	74	2	51	422	14.6
<b>TOTAL</b>	<b>89-87</b>	<b>3182</b>	<b>35.8</b>	<b>530-1231</b>	<b>431</b>	<b>90-306</b>	<b>294</b>	<b>251-322</b>	<b>.780</b>	<b>57</b>	<b>234</b>	<b>291</b>	<b>3.3</b>	<b>141</b>	<b>2</b>	<b>334</b>	<b>228</b>	<b>9</b>	<b>157</b>	<b>1401</b>	<b>15.7</b>

\* Includes stats from three seasons at Fresno State

HURRICANES



# LOLA PENDANDE

**FORWARD**

**21**

**SENIOR • 6-4**

ALMERIA, SPAIN • UTAH • RIBET ACADEMY

**As a Junior (2021-22):** Started all 34 games for the Hurricanes in 2021-22...Paced Miami in rebounding at 4.9 boards per game...Sat second on the Hurricanes in total blocks with 28...The only Hurricane with 20-plus assists, 20-plus blocks and 20-plus steals...Tied her career high with four blocks against Jackson State (11/9) and Boston College (1/23)...Ranked fourth on the team in scoring at 7.0 points per game...Totaled nine double-digit outings...Totaled a season-best 16 points at Clemson (1/13)...Recorded a double-double against Robert Morris with 10 points and a career-best 15 rebounds...Scored in 31 of 34 games played...Posted a rebound in 33 of 34 games played...Tallied five-plus rebounds in 20 games.

**As a Sophomore at Utah (2020-21):** Started nine of 21 games played...Averaged 4.7 points and 4.1 rebounds as a sophomore...Tallied three double-digit outings...Totaled five-plus rebounds in eight games...Posted a basket in 17 out of 21 games...Shot better than 50 percent from the field in eight games.

**As a Freshman at Utah (2019-20):** Earned Pac-12 All-Freshman honorable mention status...Saw action in all 31 games, starting 29...Averaged 23.4 minutes, 10.8 points, 5.9 rebounds and 1.1 blocks per game...Reached double-digits in 15 games and led the Utes in rebounding in 16...Totaled 23 games with five-or-more rebounds...Led the team in double-doubles with three...Finished the season ranked seventh in the Pac-12 in total blocks (34) and fifth in blocks per game (1.10)...Paced the Utes in total rebounds (182) and field goal percentage (.576)...Shot 50-percent or better from the floor in 24 games...Scored a career-high 21 points on 8-of-15 shooting against Providence (12/16), adding 10 rebounds, two assists, a block and two steals.

**High School:** Played high school basketball at Ribet Academy in Los Angeles...Named the John R. Wooden Southern California High School Player of the Year in 2018...Los Angeles Times all-area honoree...CIF Southern Section all-open division team member...Averaged 11.7 points, 9.5 rebounds, 2.7 assists and 1.6 blocks per game as a senior at Ribet...Named MaxPreps California All-State honorable mention as a senior after being MaxPreps Player of the Game 14 times at Ribet.

**International Experience:** Played internationally for the Spain National Team...Named the Star of the Generation for the 2000s by the Spanish National Team organization...Saw action at the FIBA European Championships in 2016 and 2017 (U17, U18)...Averaged 4.0 points and 4.1 rebounds for Team Spain in 2016...Played for Daspalomas Costa Canaria in 2017, earning MVP of the Women's Championships as the top scorer and rebounder of the tournament.

**Personal:** Born Mar. 29, 2000...Parents are Joaquim and Fatu...Majoring in Political Science...Chose Miami because the city reminded her of home and for the connection with the coaching staff.

**21****LOLA PENDANDE****BY THE NUMBERS**

Miscellaneous	2021-22	ACC	Career <sup>A</sup>
Double-Digits	9	4	27, last vs. South Florida (3/18/22)
20+ Points	-	-	2, last vs. Colorado (12/29/19)
10+ Rebounds	-	-	3, last vs. Oregon (3/6/20)
Double Doubles	1	N/A	4, last vs. Robert Morris (12/12/22)

**CAREER HIGHS**

Category	ACC	Career <sup>A</sup>
Points	16, at Clemson (1/13/22)	21, vs. Providence (12/16/19)
Rebounds	9, at Florida State (1/20/22)	15, vs. Robert Morris (12/12/21)
Assists	2*, vs. Pittsburgh (2/17/22)	3*, vs. Stanford (2/14/20)
Steals	3, vs. Pittsburgh (2/17/22)	3*, vs. Louisville (3/4/22)
Blocks	4, at Boston College (1/23/22)	4*, at Boston College (1/23/22)
Field Goals Made	7*, vs. Syracuse (2/3/22)	9, vs. Colorado (12/29/19)
Field Goal Attempts	11, vs. Syracuse (2/3/22)	15, vs. Providence (12/16/19)
Free Throws Made	5, at Boston College (1/23/22)	9, vs. Oregon State (2/1/20)
Free Throw Attempts	8, at Boston College (1/23/22)	11, at Stanford (2/7/21)
3-Point FGM	-	-
3-Point FGA	1, vs. Georgia Tech (1/16/22)	1*, vs. UCLA (2/12/21)
Minutes	28, at Boston College (1/23/22)	33, at Oregon (1/5/20)

\* Recorded more than once with most recent listed

<sup>A</sup> includes stats from two years at Utah**HURRICANES**



21

# LOLA PENDANDE

## 2019-20 GAME-BY-GAME\*

## 2020-21 GAME-BY-GAME\*

Date	Opponent	GS	MIN	FG-A	3FG-A	FT-A	O-D-T	A	B	S	PTS
11/5	at Cincinnati	*	21	6-8	0-0	0-0	0-0-0	1	0	1	12
11/7	at Xavier	*	17	3-6	0-0	1-4	2-3-5	1	0	0	7
11/16	South Dakota	*	23	7-11	0-0	5-7	3-6-9	1	1	1	19
11/18	Eastern Wash.	*	15	3-3	0-0	3-3	1-4-5	1	1	0	9
11/22	vs. Texas Southern*	*	27	5-7	0-0	4-4	2-12-2	2	1	3	14
11/24	vs. UTSA	*	20	6-7	0-0	0-0	1-2-3	1	1	2	12
11/29	at BYU	*	30	2-5	0-0	2-2	4-3-7	3	1	1	6
12/5	Oral Roberts	*	19	5-9	0-0	1-3	1-4-5	1	4	1	11
12/14	Nevada	*	25	6-8	0-0	0-2	3-4-7	0	3	0	12
12/16	Providence	*	33	8-15	0-0	5-6	4-6-10	2	1	2	21
12/20	Weber St.	*	22	8-11	0-0	2-4	4-2-6	2	2	0	18
12/29	Colorado	*	30	9-11	0-0	2-2	2-3-5	1	4	3	20
1/3	at Oregon St.	*	22	0-3	0-0	3-4	0-3-3	3	0	0	3
1/5	at Oregon	*	33	6-9	0-0	0-0	4-3-7	0	0	1	12
1/10	UCLA	*	23	4-8	0-0	1-2	1-2-3	1	2	0	9
1/12	USC	*	27	3-6	0-0	0-0	1-4-5	2	1	1	6
1/17	at Colorado	*	26	4-6	0-0	3-4	1-6-7	1	2	0	11
1/24	at California	*	20	4-11	0-0	1-2	1-5-6	0	1	1	9
1/26	at Stanford	*	25	3-5	0-0	0-0	0-4-4	2	1	1	6
1/30	Oregon	*	18	2-4	0-0	2-2	1-1-2	0	0	1	6
2/1	Oregon St.	*	28	4-10	0-0	9-9	2-2-4	2	3	1	17
2/7	at Washington	*	18	3-6	0-0	3-3	2-3-5	2	1	0	9
2/9	at Washington St.	*	21	4-7	0-0	0-1	2-6-8	1	1	1	8
2/14	Stanford	*	24	4-8	0-0	4-4	0-6-6	3	0	2	12
2/16	California	*	18	3-11	0-0	1-1	5-2-7	1	0	0	7
2/21	Arizona	*	26	4-10	0-0	0-0	3-3-6	1	1	1	8
2/23	Arizona St.	*	30	3-5	0-0	1-2	1-8-9	0	1	0	7
2/28	at USC	*	15	3-4	0-0	2-3	2-0-2	0	1	0	8
3/1	at UCLA	*	15	1-1	0-0	1-2	3-4-7	0	0	0	3
3/5	vs. Washington	*	26	7-10	0-0	3-4	4-3-7	2	0	0	17
3/6	vs. Oregon	*	29	6-11	0-0	3-5	3-7-10	1	0	1	15

\* at Utah

Date	Opponent	GS	MIN	FG-A	3FG-A	FT-A	O-D-T	A	B	S	PTS
12/06	at Oregon	*	18	2-6	0-0	1-4	4-4-8	2	2	2	5
12/08	at Oregon St.	*	17	2-8	0-1	4-5	2-6-8	0	0	1	8
12/11	Montana St.	*	21	5-10	0-0	0-0	2-5-7	0	1	0	10
12/14	at Colorado	*	18	1-5	0-0	0-2	2-2-4	1	1	0	2
12/18	Arizona St.	*	11	1-4	0-0	0-0	2-5-7	0	1	0	2
12/20	Arizona	*	14	0-4	0-0	0-2	2-4-6	1	1	1	0
01/01	Washington St.	*	13	1-1	0-0	0-2	1-1-2	1	0	0	2
01/03	Washington	*	26	5-6	0-0	0-0	2-4-6	0	1	2	10
01/08	at USC	*	16	1-1	0-0	1-2	0-2-2	1	0	0	3
01/10	at UCLA	*	16	2-4	0-0	4-4	0-1-1	0	0	0	8
01/15	Stanford	*	15	1-4	0-0	0-2	2-0-2	1	0	0	2
01/22	at Arizona	*	15	1-3	0-0	0-0	1-3-4	0	0	0	2
01/24	at Arizona St.	*	6	0-1	0-0	0-0	1-1-2	0	1	1	0
01/31	Oregon St.	*	20	2-5	0-0	5-6	3-4-7	0	3	1	9
02/05	at California	*	22	0-2	0-0	0-0	0-3-3	1	0	0	0
02/07	at Stanford	*	13	2-6	0-0	7-11	0-1-1	0	0	0	11
02/12	UCLA	*	15	3-6	0-1	2-2	3-3-6	1	0	0	8
02/14	USC	*	7	0-2	0-0	1-2	2-1-3	0	0	1	1
02/19	at Washington	*	18	4-5	0-0	0-0	2-2-4	0	1	0	8
02/21	at Washington St.	*	3	1-1	0-0	0-0	0-0-0	0	0	0	2
03/03	vs. Washington St.	*	13	1-7	0-0	3-3	2-2-4	0	0	1	5

\* at Utah

## 2021-22 GAME-BY-GAME

Date	Opponent	GS	MIN	FG-A	3FG-A	FT-A	O-D-T	A	B	S	PTS
11/9	Jackson State	*	21	5-10	0-0	2-3	4-3-7	2	4	0	12
11/12	Bethune-Cookman	*	18	3-7	0-0	0-0	1-6-7	1	2	2	6
11/14	Stetson	*	19	4-4	0-0	0-0	1-4-5	0	1	1	8
11/18	FAU	*	20	2-4	0-0	2-3	3-3-6	0	0	0	6
11/25	vs. Washington St.	*	30	4-7	0-1	1-2	2-2-4	0	0	2	9
11/27	vs. Indiana	*	18	4-5	0-0	0-0	0-5-5	1	0	1	8
12/2	at Maryland	*	19	2-5	0-0	0-1	1-0-1	0	0	0	4
12/5	Tulane	*	22	1-4	0-0	4-6	3-6-9	2	3	2	6
12/6	Arkansas-Pine Bluff*	*	15	5-7	0-0	1-1	3-2-5	1	0	0	11
12/12	Robert Morris	*	19	4-8	0-0	2-2	6-9-15	1	1	0	10
1/6	Wake Forest	*	14	1-4	0-0	0-0	2-3-5	0	1	1	2
1/9	NC State	*	14	0-4	0-0	0-0	2-2-4	0	0	0	0
1/13	at Clemson	*	24	7-8	0-0	2-3	2-2-4	1	0	0	16
1/16	Georgia Tech	*	16	3-5	0-1	0-0	0-2-2	1	1	1	6
1/18	Duke	*	10	0-5	0-0	0-0	2-3-5	0	0	0	0
1/20	at Florida St.	*	24	1-3	0-0	3-4	3-6-9	0	1	2	5
1/23	at Boston College	*	28	4-6	0-0	5-8	4-2-6	2	4	2	13
1/27	at Wake Forest	*	19	3-5	0-0	0-0	1-4-5	0	1	0	6
2/1	Louisville	*	11	1-3	0-0	0-0	1-1-2	1	0	0	2
2/3	Syracuse	*	18	7-11	0-0	0-0	1-5-6	0	0	0	14
2/6	at North Carolina	*	15	3-6	0-0	0-2	1-0-1	0	0	1	6
2/10	at Notre Dame	*	18	2-6	0-0	1-2	3-3-6	0	0	0	5
2/13	Florida State	*	24	3-4	0-0	2-2	2-4-6	2	0	1	8
2/15	at Virginia	*	11	1-2	0-0	3-4	1-1-2	0	2	0	5
2/17	Pittsburgh	*	25	1-3	0-0	0-0	0-3-3	2	2	3	2
2/20	at Georgia Tech	*	20	4-8	0-0	0-0	1-4-5	0	1	1	8
2/24	at Virginia Tech	*	22	5-7	0-0	0-0	2-2-4	0	1	1	10
2/27	Clemson	*	18	4-4	0-0	0-0	1-1-2	0	0	0	8
3/3	vs. Duke	*	26	4-4	0-0	3-4	0-4-4	2	1	0	11
3/4	vs. Louisville	*	25	2-6	0-0	2-2	1-2-3	0	0	3	6
3/5	vs. Notre Dame	*	31	2-7	0-0	2-2	3-3-6	1	2	0	6
3/6	vs. NC State	*	15	3-5	0-0	2-4	2-4-6	0	0	0	8
3/18	vs. South Florida	*	24	4-8	0-0	3-3	0-5-0	0	0	0	11
3/20	at South Carolina	*	9	0-2	0-1	0-0	0-0-0	0	0	0	0

Season	PENDANDE'S CAREER STATISTICS*																				
	GP-GS	Min.	Avg.	FG-FTA	Pct	FG-FTA	Pct	FT-FTA	Pct	Off	Def	Total	Avg	PF	FO	Ast	TO	Blk	Stl	Pts	Avg
2019-20*	31-29	726	23.4	136-236	.576	0-0	.000	62-85	.729	63	119	182	5.9	108	4	38	68	34	25	334	10.8
2020-21*	21-9	317	15.1	35-91	.385	0-0	.000	28-47	.596	33	54	87	4.1	56	3	9	36	12	10	98	4.7
2021-22	34-34	661	19.5	99-187	.529	0-3	0.000	40-58	.690	59	106	165	4.9	95	3	20	61	28	24	238	7.0
<b>TOTAL (UM)</b>	<b>86-72</b>	<b>1698</b>	<b>19.7</b>	<b>270-514</b>	<b>.525</b>	<b>0-5</b>	<b>.000</b>	<b>130-190</b>	<b>.684</b>	<b>155</b>	<b>279</b>	<b>434</b>	<b>5.0</b>	<b>259</b>	<b>9</b>	<b>67</b>	<b>165</b>	<b>74</b>	<b>59</b>	<b>670</b>	<b>7.8</b>

\* includes stats from two seasons at Utah

HURRICANES



# CHISO OKAFOR

FORWARD

22

SOPHOMORE • 6-1

MATARÓ, SPAIN • IES LLAVANERES

**As a Freshman (2021-22):** Appeared in 7 games for the Hurricanes in 2021-22...Recorded her first bucket as a Hurricane against Jackson State (11/9)...Tallied a pair of multi-rebound games...Missed the final 27 games due to injury.

**International Experience:** Competed at the 2019 FIBA U16 Women's European Championship in Skopje, Macedonia...Averaged 11.6 points and 7.3 rebounds over seven games, helping Spain to a third-place finish...In a victory over France, tallied 23 points and 10 rebounds for second double-double of the tournament.

**Personal:** Born Feb. 25, 2003...Parents are Gloria and Prince...One sister and one brother...Chose Miami over offers from Georgia Tech, South Florida, Minnesota, Ohio, Wake Forest, Pennsylvania, and Missouri...Felt she could more easily integrate into Miami's culture...Enjoys listening to music and shopping...Majoring in Business.





# 22 | CHISO OKAFOR

## BY THE NUMBERS

Miscellaneous	2020-21	ACC	Career
Double-Digits	-	-	-
20+ Points	-	-	-
10+ Rebounds	-	-	-
Double Doubles	-	-	-

## CAREER HIGHS

Category	ACC	Career
Points	-	2, vs. Jackson State (11/9/21)
Rebounds	-	2*, vs. Indiana (11/25/21)
Assists	-	1, vs. Stetson (11/14/21)
Steals	-	1, vs. Florida Atlantic (11/18/21)
Blocks	-	1, vs. Bethune-Cookman (11/12/21)
Field Goals Made	-	1, vs. Jackson State (11/9/21)
Field Goal Attempts	-	2*, vs. Indiana (11/25/21)
Free Throws Made	-	1, vs. Indiana (11/25/21)
Free Throw Attempts	-	4, vs. Indiana (11/25/21)
3-Point FGM	-	-
3-Point FGA	-	-
Minutes	-	7*, vs. Indiana (11/25/21)

\* Recorded more than once with most recent listed

## 2021-22 GAME-BY-GAME

Date	Opponent	GS	MIN	FG-A	3FG-A	FT-A	O-D-T	A	B	S	PTS
11/9	Jackson State	5	1-2	0-0	0-0	0-2-2	0	0	0	2	
11/12	Bethune-Cookman	7	0-0	0-0	0-0	0-1-1	0	1	0	0	
11/14	Stetson	1	0-0	0-0	0-0	0-0-0	1	0	0	0	
11/18	FAU	2	0-0	0-0	0-0	0-1-1	0	0	1	0	
11/25	vs. Washington St.	-	-	-	-	-	-	-	-	-	
11/27	vs. Indiana	7	0-2	0-0	1-4	2-0-2	0	0	0	1	
12/2	at Maryland	1	0-0	0-0	0-0	0-0-0	0	0	0	0	
12/5	Tulane	-	-	-	-	-	-	-	-	-	
12/6	Arkansas-Pine Bluff	4	0-0	0-0	0-0	0-0-0	0	0	0	0	
12/12	Robert Morris	-	-	-	-	-	-	-	-	-	
1/6	Wake Forest	-	-	-	-	-	-	-	-	-	
1/9	NC State	-	-	-	-	-	-	-	-	-	
1/13	at Clemson	-	-	-	-	-	-	-	-	-	
1/16	Georgia Tech	-	-	-	-	-	-	-	-	-	
1/18	Duke	-	-	-	-	-	-	-	-	-	
1/20	at Florida St.	-	-	-	-	-	-	-	-	-	
1/23	at Boston College	-	-	-	-	-	-	-	-	-	
1/27	at Wake Forest	-	-	-	-	-	-	-	-	-	
2/1	Louisville	-	-	-	-	-	-	-	-	-	
2/3	Syracuse	-	-	-	-	-	-	-	-	-	
2/6	at North Carolina	-	-	-	-	-	-	-	-	-	
2/10	at Notre Dame	-	-	-	-	-	-	-	-	-	
2/13	Florida State	-	-	-	-	-	-	-	-	-	
2/15	at Virginia	-	-	-	-	-	-	-	-	-	
2/17	Pittsburgh	-	-	-	-	-	-	-	-	-	
2/20	at Georgia Tech	-	-	-	-	-	-	-	-	-	
2/24	at Virginia Tech	-	-	-	-	-	-	-	-	-	
2/27	Clemson	-	-	-	-	-	-	-	-	-	
3/3	vs. Duke	-	-	-	-	-	-	-	-	-	
3/4	vs. Louisville	-	-	-	-	-	-	-	-	-	
3/5	vs. Notre Dame	-	-	-	-	-	-	-	-	-	
3/6	vs. NC State	-	-	-	-	-	-	-	-	-	
3/18	vs. South Florida	-	-	-	-	-	-	-	-	-	
3/20	at South Carolina	-	-	-	-	-	-	-	-	-	

OKAFOR'S CAREER STATISTICS		3-Point		Free Throws		Rebounds				Scoring											
Season	GP-GS	Min.	Avg.	FG-FGA	Pct	FG-FGA	Pct	FT-FTA	Pct	Off	Def	Tot	Avg	PF	FO	Ast	TO	Blk	Stl	Pts	Avg
2021-22	7-0	26	3.7	1-4	.250	0-0	.000	1-4	.250	2	4	6	0.9	4	0	1	6	1	1	3	0.4
Total	7-0	26	3.7	1-4	.250	0-0	.000	1-4	.250	2	4	6	0.9	4	0	1	6	1	1	3	0.4

HURRICANES



## LAZARIA SPEARMAN

**FORWARD**

**32**

**FRESHMAN • 6-4**

*DACULA, GA. • DACULA*

**High School:** No. 26 recruit in the country, according to ASGR Basketball...No. 30 overall player according to espnW HoopGurlz...Gwinnett Daily Post All Region 8-AAAAAA Player of the Year...Dacula's all-time leading scorer and rebounder...Named to Naismith High School Trophy Underclassmen Girls Watch List as a senior...Averaged 20.9 points and 12 rebounds in her final season at Dacula...Invited to 2022 U.S. U18 National Team Trials...Two-time Gwinnett Daily Post Super Six honoree...Second-best player from Georgia in 2022 class...Averaged 19.9 points, 14.3 rebounds, 3.5 blocks and 2.1 steals as a junior...Earned all-state and all-metro honors during her junior year.



# LATASHA LATTIMORE

GUARD

35

SOPHOMORE • 6-4

TORONTO, ONTARIO, CANADA • TEXAS • ROYAL CROWN ACADEMIC SCHOOL

**As a Freshman at Texas (2021-22):** Played in all 32 games...earned first collegiate start at Princeton (12/22)...Averaged 3.2 points and 2.8 rebounds in 10.3 minutes of action per game...In statistics per 40 minutes played, averaged a double-double with 12.5 points and 10.8 rebounds...Totaled three double-digit games as a freshman...Best game came against Idaho (12 points, 10 rebounds)... Helped Texas to the 2022 Big 12 Championship title and NCAA Tournament Elite Eight.

**High School:** No. 38 prospect in the class of 2021, according to espnW HoopGurtz...Sixth-best forward in the 2021 class...Top-ranked Canadian player per ESPN...Helped guide Crestwood Prep to back-to-back OSBA Championships...Averaged 16.9 points, 9.3 rebounds and 1.9 blocks per game as a junior...Senior season at Royal Crown Academic School was not played due to the COVID-19 pandemic...Played on the Canadian U23 Women's National Team at GLOBL JAM in 2022...Invited to Team Canada U19 team trials but was unable to participate due to an ACL injury sustained earlier in the year.

**35**

# LATASHA LATTIMORE

## BY THE NUMBERS

Miscellaneous	2021-22	ACC	Career
Double-Digits	3	-	3, last vs. UTRGV (1/9/22)
20+ Points	-	-	-
10+ Rebounds	1	-	1, vs. Idaho (12/11/21)
Double Doubles	1	-	1, vs. Idaho (12/11/21)

## CAREER HIGHS<sup>A</sup>

Category	ACC	Career <sup>A</sup>
Points	-	12, vs. Idaho (12/11/21)
Rebounds	-	10, vs. Idaho (12/11/21)
Assists	-	3, vs. New Orleans (11/9/21)
Steals	-	4, vs. UTRGV (1/9/22)
Blocks	-	3, at Texas Tech (2/9/22)
Field Goals Made	-	5*, vs. UTRGV (1/9/22)
Field Goal Attempts	-	9*, vs. UTRGV (1/9/22)
Free Throws Made	-	2*, vs. Oklahoma State (3/5/22)
Free Throw Attempts	-	6, vs. Idaho (12/11/21)
3-Point FGM	-	-
3-Point FGA	-	1*, vs. TCU (2/26/22)
Minutes	-	30, at Texas Tech (2/9/22)

\* Recorded more than once with most recent listed

<sup>A</sup> includes stats from one year at Texas

## 2021-22 GAME-BY-GAME\*

Date	Opponent	GS	MIN	FG-A	3FG-A	FT-A	O-D-T	A	B	S	PTS
11/9	New Orleans	20	5-5	0-0	1-4	2-4	6	3	1	0	11
11/14	at Stanford	4	0-0	0-0	0-0	0-0	0	0	0	0	0
11/17	Southeast Mo. St.	22	1-7	0-0	2-4	0-0	1	2	0	4	4
11/21	at Tennessee	3	1-2	0-0	0-0	0-0	0	0	0	2	2
11/27	CSUN	8	0-1	0-0	0-0	1-3	4	1	1	0	0
12/1	Jackson St.	16	3-6	0-1	2-3	2-3	5	1	1	1	8
12/5	at Texas A&M	-	-	-	-	-	-	-	-	-	-
12/11	Idaho	18	5-6	0-1	2-6	6-4	10	1	2	1	12
12/19	vs San Diego	19	4-6	0-1	0-1	1-5	6	0	1	1	8
12/22	at Princeton	19	1-3	0-0	1-2	2-3	5	0	2	0	3
1/2	at Oklahoma St.	7	0-0	0-0	0-1	1-2	3	0	0	0	0
1/5	Texas Tech	16	0-4	0-0	0-0	2-2	4	1	0	0	0
1/9	UTRGV	20	5-9	0-1	0-1	4-0	4	0	0	4	10
1/12	Kansas	2	0-0	0-0	0-0	0-0	0	0	0	0	0
1/15	West Virginia	2	0-0	0-0	0-0	0-0	0	0	0	0	0
1/19	at Iowa St.	21	2-3	0-0	2-2	1-2	3	0	2	0	6
1/22	at TCU	-	-	-	-	-	-	-	-	-	-
1/26	Kansas St.	0	0-0	0-0	0-0	0-1	1	0	0	0	0
1/29	at Oklahoma	3	1-1	0-0	0-0	0-0	0	0	0	2	2
2/4	at Baylor	10	0-2	0-0	0-0	0-3	3	1	1	0	0
2/6	Baylor	3	0-0	0-0	0-0	0-1	1	0	0	0	0
2/9	at Texas Tech	30	4-5	0-0	0-0	3-6	9	3	0	8	8
2/12	Oklahoma	13	2-4	0-0	1-3	2-1	3	0	1	1	5
2/16	Iowa St.	6	0-0	0-0	0-0	1-0	1	0	1	0	0
2/20	at West Virginia	2	0-1	0-0	0-0	0-1	1	0	0	0	0
2/23	at Kansas St.	4	0-0	0-0	0-0	0-0	0	0	0	0	0
2/26	TCU	22	4-9	0-1	0-1	3-3	6	0	0	1	8
3/2	at Kansas	-	-	-	-	-	-	-	-	-	-
3/5	Oklahoma St.	6	2-2	0-0	2-2	2-0	2	0	0	0	6
3/11	vs. Kansas St.	4	0-0	0-0	0-0	0-0	0	1	0	0	0
3/12	vs. Iowa State	-	-	-	-	-	-	-	-	-	-
3/13	vs Baylor	3	0-1	0-0	1-2	0-1	1	0	0	1	1
3/18	Fairfield	13	2-7	0-0	1-3	3-3	6	0	1	1	5
3/20	Utah	4	2-2	0-0	0-0	0-0	0	0	0	4	4
3/25	vs. Ohio St.	4	0-1	0-0	0-0	0-2	2	0	0	0	0
3/27	vs. Stanford	6	0-0	0-0	0-4	2-1	3	0	0	0	0

\* at Texas

### LATTIMORE'S CAREER STATISTICS

Season	GP-GS	Min.	Avg.	3-Point			Free Throws			Rebounds				Scoring							
				FG-3A	Pct	FG-3A	Pct	FT-FTA	Pct	Off	Def	Tot	Avg	PF	FO	Ast	TO	Blk	Stl	Pts	Avg
2021-22	32-1	330	10.3	44-87	.506	0-5	.000	15-39	.385	38	51	89	2.8	32	0	8	30	20	10	103	3.2
<b>Total (TX)</b>	<b>32-1</b>	<b>330</b>	<b>10.3</b>	<b>44-87</b>	<b>.506</b>	<b>0-5</b>	<b>.000</b>	<b>15-39</b>	<b>.385</b>	<b>38</b>	<b>51</b>	<b>89</b>	<b>2.8</b>	<b>32</b>	<b>0</b>	<b>8</b>	<b>30</b>	<b>20</b>	<b>10</b>	<b>103</b>	<b>3.2</b>

\* includes stats from one season at Texas

HURRICANES



## KYLA OLDACRE

CENTER

44

FRESHMAN • 6-6

MASON, OHIO • RANDOLPH MASON

**High School:** 2022 McDonald's All-American...No. 25 recruit in the country, according to espnW HoopGurlz...Fifth-best post player in the 2022 class...All-Ohio first-team honoree as a senior... Helped Mason to a state runner-up finish in 2022 Division I championship...Totaled 13 double-doubles as a senior, averaging 15.3 points and 9.3 rebounds...Finished first in blocks, second in field goal percentage (.559) and second in rebounds in the conference...Invited to 2022 U.S. U18 National Team Trials...Dominated at Nike Nationals in 2021, earning MVP honors after registering two 20-point outings...As a junior, averaged 14.9 points, 9.1 rebounds and 3.2 blocks.



# HURRICANE ROSTERS

## NUMERICAL ROSTER

NO.	NAME	POS.	HT.	CL.	HOMETOWN / HIGH SCHOOL / LAST SCHOOL
0	Kenza Salgues	G	5-9	Sr.	Montpellier, France / National Institute of SE&P
1	Moulayna Johnson Sidi Baba	G/F	6-1	Sr.	Stockholm, Sweden / Solna Gymnasium
3	Destiny Harden	F	6-0	Gr.	Chicago, Ill. / Morgan Park / West Virginia
4	Jasmyne Roberts	G	5-10	So.	Jacksonville, Fla. / Bishop Kenny
5	Karla Erjavec	G	5-10	Gr.	Zagreb, Croatia / Sport Gymnasium / Wyoming
12	Ja'Leah Williams	G	5-9	So.	Pompano Beach, Fla. / Blanche Ely
13	Lashae Dwyer	G	5-6	So.	Toronto, Canada / The Webb School
14	Haley Cavinder	G	5-6	Sr.	Gilbert, Ariz. / Gilbert / Fresno State
15	Hanna Cavinder	G	5-6	Sr.	Gilbert, Ariz. / Gilbert / Fresno State
21	Lola Pendande	F	6-1	Sr.	Almeria, Spain / Ribet Academy / Utah
22	Chiso Okafor	F	6-1	So.	Mataró, Spain / IES Llanereres
32	Lazararia Spearman	F	6-4	Fr.	Dacula, Ga. / Dacula
35	Latasha Lattimore	F	6-4	So.	Toronto, Canada / Royal Crown / Texas
44	Kyla Oldacre	F	6-6	Fr.	Mason, Ohio / William Mason

## COACHING STAFF

**Head Coach:** Katie Meier (Duke '89 [B.A.] & '90 [M.A.], 18th season)

**Associate Head Coach:** Fitzroy Anthony (Palm Beach Atlantic '08, eighth season)

**Assistant Coach:** Shenise Johnson (Miami '12, second season)

**Assistant Coach:** Josh Petersen (Florida State '12, first season)

## ROSTER BY CLASS

Freshmen (2)	Sophomores (5)	Seniors (5)	Graduate (2)
Kyla Oldacre	Lashae Dwyer	Haley Cavinder	Karla Erjavec
Lazararia Spearman	Latasha Lattimore	Hanna Cavinder	Destiny Harden
	Chiso Okafor	Moulayna Johnson Sidi Baba	
	Jasmyne Roberts	Lola Pendande	
	Ja'Leah Williams	Kenza Salgues	

## GEOGRAPHIC BREAKDOWN

<b>Arizona (2)</b> Haley Cavinder Hanna Cavinder	<b>Florida (2)</b> Jasmyne Roberts Ja'Leah Williams	<b>Ohio (1)</b> Kyla Oldacre
<b>Canada (2)</b> Lashae Dwyer Latasha Lattimore	<b>Georgia (1)</b> Lazararia Spearman	<b>Spain (2)</b> Chiso Okafor Lola Pendande
<b>Croatia (1)</b> Karla Erjavec	<b>France (1)</b> Kenza Salgues	<b>Sweden (1)</b> Moulayna Johnson Sidi Baba
	<b>Illinois (1)</b> Destiny Harden	

## PRONUNCIATION GUIDE

Name	First	Last	Hometown
Lashae Dwyer	lah-SHAY	Dw-eye-ur	
Karla Erjavec	CAR-lah	AIR-yeh-vets	ZAH-greb
Latasha Lattimore	luh-TASH-uh	LAT-ih-more	
Katie Meier		MY-urr	
Chiso Okafor	CHEE-so	oh-kah-FOR	mah-tah-ROE
Kyla Oldacre	KYE-luh	OLD-ay-cur	
Lola Pendande		pen-DAHNN-day	
Kenza Salgues		SAHL-guh	MOHN-piil-ee-AY
Moulayna Johnson Sidi Baba	Moo-LAY-nah	See-dee Bah-bah	
Ja'Leah Williams	juh-LEE-ah		

HURRICANES



# 2021-22 REVIEW

Season In Review .....	62
Box Scores .....	63-71
Season Statistics .....	72
Conference Statistics .....	73
Non-Conference Statistics .....	74
Win Statistics.....	75
Loss Statistics.....	76
Home Statistics .....	77
Away Statistics.....	78
Neutral Site Statistics .....	79
Team Game-by-Game .....	80
Opponent Game-by-Game .....	81
Team Game Highs.....	82
Team Game Lows .....	83
Opponent Game Highs.....	84
Opponent Game Lows .....	85
Player Game Highs .....	86
Opponent Player Game Highs.....	87
Category Leaders .....	88-89
Specialty Statistics .....	90
Player Game-by-Game Pts-Reb-Ast .....	91



## SEASON IN REVIEW



The Hurricanes streaked all the way to the ACC Tournament title game, making its first championship appearance in program history.

### Overview

The Hurricanes are coming off a historic season as they made it to the ACC Championship title game for the first time in program history in 2021-22. They beat a pair of ranked teams in No. 4 Louisville and No. 20 Notre Dame to advance to the title game.

Miami made its ninth NCAA Tournament appearance under head coach Katie Meier and totaled its 10th 20-win season in the last 13 years, finishing the 2021-22 season at 21-13. The Hurricanes fell to eventual national champion South Carolina in the second round of the NCAA Tournament, but were the only team all season to hold the Gamecocks under 50 points.

### ACC Tournament Redemption

The 2022 ACC Tournament was a redemption bracket for the Hurricanes as they were tasked with beating three teams they had lost to earlier in the season. Miami took care of business in the second round of the tournament, defeating Duke 61-55.

In the quarterfinals, the Hurricanes rallied from down 16 points in the fourth quarter to knock off No. 4 Louisville and advance to the semifinals, where they would narrowly edge No. 20 Notre Dame, 57-54.

Playing their fourth game in four days, Miami could not overcome the dominance of No. 3 NC State and came up short in the title game, 60-47.

### A Game for the Ages

Down by 15 with 4:29 to go in the fourth quarter and a trip to the ACC Tournament semifinals on the line, the Hurricanes put together one of the most remarkable comebacks in ACC Tournament history to knock off No. 4 Louisville.

It all began with a steal and score by freshman Ja'Leah Williams, which pulled Miami to within 13. From there, redshirt senior Destiny Harden took over to put on perhaps the best performance the ACC has seen in a while. The Chicago native rattled off a 13-0 solo run to tie the game at 59 with 32 seconds left to play.

The Hurricanes made a huge defensive stand to get the ball back with 1.7 seconds to go. It was only right that Harden would get the ball on the final play of the game and she made it count, hitting a buzzer-beating jumper to win the game for the Hurricanes, 61-59.

### The Amazing Katie Meier

The 2021-22 season featured several major milestones for the Hurricanes' fearless leader. In the season opener, Meier became the all-time winningest coach in Miami basketball history -- men's or women's -- and currently sits at 324 career wins.

Against South Florida in the NCAA Tournament, Meier tallied her 400th career victory, making her one of 19 active Power 5 coaches to reach that mark.



BOX SCORES



GAME ONE

Miami vs. Jackson State
Nov. 9, 2021 | Coral Gables, Fla.

Box score for Game One: Miami vs. Jackson State. Includes player stats for 21 players, team totals, and technical fouls.

GAME TWO

Miami vs. Bethune-Cookman
Nov. 12, 2021 | Coral Gables, Fla.

Box score for Game Two: Miami vs. Bethune-Cookman. Includes player stats for 21 players, team totals, and technical fouls.

Box score for Game Three: Miami vs. Stetson. Includes player stats for 21 players, team totals, and technical fouls.

Box score for Game Four: Miami vs. Florida Atlantic. Includes player stats for 21 players, team totals, and technical fouls.

GAME THREE

Miami vs. Stetson
Nov. 14, 2021 | Coral Gables, Fla.

Box score for Game Three: Miami vs. Stetson. Includes player stats for 21 players, team totals, and technical fouls.

GAME FOUR

Miami vs. Florida Atlantic
Nov. 18, 2021 | Coral Gables, Fla.

Box score for Game Four: Miami vs. Florida Atlantic. Includes player stats for 21 players, team totals, and technical fouls.

Box score for Game Five: Miami vs. USC. Includes player stats for 21 players, team totals, and technical fouls.

Box score for Game Six: Miami vs. Texas Tech. Includes player stats for 21 players, team totals, and technical fouls.

Box score for Game Seven: Miami vs. Houston. Includes player stats for 21 players, team totals, and technical fouls.

Box score for Game Eight: Miami vs. South Carolina. Includes player stats for 21 players, team totals, and technical fouls.

Box score for Game Nine: Miami vs. Charlotte. Includes player stats for 21 players, team totals, and technical fouls.

Box score for Game Ten: Miami vs. North Carolina. Includes player stats for 21 players, team totals, and technical fouls.

2021-22 SEASON





















# SEASON STATISTICS

## Game Records

Record	Overall	Home	Away	Neutral
ALL GAMES	21-13	12-4	5-6	4-3
CONFERENCE	10-8	5-4	5-4	0-0
NON-CONFERENCE	11-5	7-0	0-2	4-3

## Score by Periods

Team	1st	2nd	3rd	4th	OT	TOT
Miami (FL)	519	513	542	496	0	2070
Opponents	499	466	532	488	0	1985

## Team Box Score

No.	Player	Total			3-Point			F-Throw			Rebounds			AVG									
		GP-GS	MIN	AVG	FG-FGA	FG%	3FG-3FGA	3FG%	FT-FTA	FT%	OFF	DEF	TOT	AVG	PF	DQ	A	TO	BLK	STL	PTS	AVG	
20	MARSHALL, Kelsey	34-34	1083:49	31.9	164-411	.399	82-241	.340	56-79	.709	7	107	114	3.4	65	0	91	85	9	45	466	13.7	
3	HARDEN, Destiny	24-21	496:31	20.7	71-162	.438	15-44	.341	27-39	.692	27	73	100	4.2	43	0	19	43	6	32	184	7.7	
12	WILLIAMS, Ja'Leah	34-28	915:05	26.9	97-233	.416	5-30	.167	49-70	.700	60	80	140	4.1	59	0	75	69	7	65	248	7.3	
21	PENDANDE, Lola	34-34	661:26	19.5	99-187	.529	0-3	.000	40-58	.690	59	106	165	4.9	95	3	20	61	28	24	238	7.0	
25	ERJAVEC, Karla	34-34	974:27	28.7	79-205	.385	37-103	.359	35-44	.795	10	82	92	2.7	43	0	94	74	5	26	230	6.8	
33	DJALDI-TABDI, Maeva	34-0	577:28	17.0	89-221	.403	23-78	.295	18-29	.621	45	70	115	3.4	79	3	20	51	39	11	219	6.4	
5	GRAY, Mykea	31-6	499:07	16.1	44-155	.284	23-76	.303	36-48	.750	8	35	43	1.4	34	0	43	50	2	14	147	4.7	
35	MBAUNDJ, Naomi	33-13	520:55	15.8	45-116	.388	6-32	.188	20-28	.714	31	63	94	2.8	43	1	31	38	7	22	116	3.5	
13	DWYER, Lashae	30-0	340:52	11.4	35-100	.350	5-24	.208	30-47	.638	26	26	52	1.7	56	1	21	27	2	38	105	3.5	
4	ROBERTS, Jasmyne	28-0	225:15	8.0	22-47	.468	5-13	.385	5-9	.556	11	30	41	1.5	29	0	11	22	2	21	54	1.9	
1	JOHNSON SIDI BABA, Moulayna	31-0	444:31	14.3	14-70	.200	4-31	.129	16-24	.667	22	87	109	3.5	21	0	14	21	3	9	48	1.5	
23	FRAILE RUIZ, Paula	12-0	34:37	2.9	6-14	.429	0-2	.000	0-0	.000	2	2	4	0.3	2	0	2	1	1	0	12	1.0	
22	OKAFOR, Chiso	7-0	25:55	3.7	1-4	.250	0-0	.000	1-4	.250	2	4	6	0.9	4	0	1	1	1	1	3	0.4	
Team											74	78	152				19						
<b>Total</b>		<b>34</b>	<b>6800</b>		<b>766-1925</b>	<b>.398</b>	<b>205-677</b>	<b>.303</b>	<b>333-479</b>	<b>.695</b>	<b>384</b>	<b>843</b>	<b>1227</b>	<b>36.1</b>	<b>573</b>	<b>8</b>	<b>442</b>	<b>567</b>	<b>112</b>	<b>308</b>	<b>2070</b>	<b>60.9</b>	
<b>Opponents</b>		<b>34</b>	<b>6800</b>		<b>714-1887</b>	<b>.378</b>	<b>183-614</b>	<b>.298</b>	<b>374-530</b>	<b>.706</b>	<b>389</b>	<b>819</b>	<b>1208</b>	<b>35.5</b>	<b>525</b>	<b>6</b>	<b>408</b>	<b>605</b>	<b>120</b>	<b>240</b>	<b>1985</b>	<b>58.4</b>	

## Team Statistics

	MIAMI	OPP
<b>Scoring</b>	<b>2070</b>	<b>1985</b>
Points per game	60.9	58.4
Scoring margin	+2.5	-
<b>Field goals-att</b>	<b>766-1925</b>	<b>714-1887</b>
Field goal pct	.398	.378
<b>3 point fg-att</b>	<b>205-677</b>	<b>183-614</b>
3-point FG pct	.303	.298
3-pt FG made per game	6.0	5.4
<b>Free throws-att</b>	<b>333-479</b>	<b>374-530</b>
Free throw pct	.695	.706
F-Throws made per game	9.8	11.0
<b>Rebounds</b>	<b>1227</b>	<b>1208</b>
Rebounds per game	36.1	35.5
Rebounding margin	+0.6	-
<b>Assists</b>	<b>442</b>	<b>408</b>
Assists per game	13.0	12.0
<b>Turnovers</b>	<b>567</b>	<b>605</b>
Turnovers per game	16.7	17.8
Turnover margin	+1.1	-
Assist/turnover ratio	0.8	0.7
<b>Steals</b>	<b>308</b>	<b>240</b>
Steals per game	9.1	7.1
<b>Blocks</b>	<b>112</b>	<b>120</b>
Blocks per game	3.3	3.5
<b>Winning streak</b>	<b>0</b>	<b>-</b>
Home win streak	4	-
<b>Attendance</b>	<b>22044</b>	<b>32091</b>
Home games-Avg/Game	16-1378	11-2917
Neutral site-Avg/Game	-	7-5283

## Team Results

Date	Opponent	Score	Att.
11/09/2021	Jackson St.	W 72-67	1102
11/12/2021	Bethune-Cookman	W 55-43	1128
11/14/2021	Stetson	W 54-39	1006
11/18/2021	Fla. Atlantic	W 56-46	1087
11/25/2021	vs Washington St.	L 47-62	0
11/27/2021	vs Indiana	L 51-53	0
12/02/2021	at Maryland	L 74-82	4967
12/05/2021	Tulane	W 70-63	1246
12/06/2021	Ark.-Pine Bluff	W 78-65	1123
12/12/2021	Robert Morris	W 86-45	1609
01/06/2022	Wake Forest	L 46-47	1135
01/09/2022	NC State	L 64-76	1873
01/13/2022	at Clemson	W 69-60	408
01/16/2022	Georgia Tech	W 46-45	1256
01/18/2022	Duke	L 49-58	1443
01/20/2022	at Florida St.	W 59-52	2190
01/23/2022	at Boston College	L 66-79	914
01/27/2022	at Wake Forest	W 66-59	1690
02/01/2022	Louisville	L 66-69	1596
02/03/2022	Syracuse	W 71-65	1225
02/06/2022	at North Carolina	L 38-85	2759
02/10/2022	at Notre Dame	L 53-69	4908
02/13/2022	Florida St.	W 76-59	2034
02/15/2022	at Virginia	W 71-55	1478
02/17/2022	Pittsburgh	W 60-50	1298
02/20/2022	at Georgia Tech	W 51-39	2038
02/24/2022	at Virginia Tech	L 63-70	1522
02/27/2022	Clemson	W 76-40	1883
03/03/2022	vs Duke	W 61-55	5648
03/04/2022	vs Louisville	W 61-59	5682
03/05/2022	vs Notre Dame	W 57-54	7923
03/06/2022	vs NC State	L 47-60	9253
03/18/2022	vs South Fla.	W 78-66	8478
03/20/2022	at South Carolina	L 33-49	9817

2021-22 SEASON

# CONFERENCE STATISTICS



## Game Records

Record	Overall	Home	Away	Neutral
ALL GAMES	10-8	5-4	5-4	0-0
CONFERENCE	10-8	5-4	5-4	0-0
NON-CONFERENCE	0-0	0-0	0-0	0-0

## Score by Periods

Team	1st	2nd	3rd	4th	OT	TOT
Miami (FL)	274	279	283	254	0	1090
Opponents	278	245	285	269	0	1077

## Team Box Score

No.	Player	Total			3-Point			F-Throw		Rebounds			PF			TO			PTS	AVG		
		GP-GS	MIN	AVG	FG-FGA	FG%	3FG-3FGA	3FG%	FT-FTA	FT%	OFF	DEF	TOT	AVG	PF	QO	A	TO			BLK	STL
20	MARSHALL, Kelsey	18-18	56:43	31.5	89-206	.432	42-121	.347	29-43	.674	3	56	59	3.3	36	0	46	52	7	28	249	13.8
12	WILLIAMS, Ja'Leah	18-17	51:7-39	28.8	58-138	.420	2-11	.182	32-42	.762	35	49	84	4.7	31	0	43	41	4	30	150	8.3
3	HARDEN, Destiny	18-15	35:4-06	19.7	48-109	.440	10-30	.333	22-33	.667	19	46	65	3.6	31	0	16	33	5	24	128	7.1
33	DJALDI-TABDI, Maeva	18-0	32:2-07	17.9	50-132	.379	12-44	.273	14-20	.700	28	35	63	3.5	43	2	12	23	17	7	126	7.0
21	PENDANDE, Lola	18-18	33:1-07	18.4	50-94	.532	0-1	.000	16-25	.640	29	48	77	4.3	46	1	9	28	14	13	116	6.4
25	ERJAVEC, Karla	18-18	52:0-35	28.9	36-99	.364	21-53	.396	15-18	.833	6	43	49	2.7	20	0	58	36	1	15	108	6.0
5	GRAY, Mykea	17-1	24:2-06	14.2	23-77	.299	10-36	.278	19-27	.704	2	13	15	0.9	18	0	16	25	2	10	75	4.4
35	MBANDU, Naomi	17-3	18:0-31	10.6	16-40	.400	2-9	.222	8-13	.615	11	25	36	2.1	19	0	10	13	6	7	42	2.5
4	ROBERTS, Jasmyne	16-0	15:9-07	9.9	15-32	.469	4-9	.444	5-9	.556	7	21	28	1.8	21	0	6	13	2	18	39	2.4
13	DWYER, Lashae	17-0	15:4-56	9.1	14-39	.359	1-6	.167	7-14	.500	10	12	22	1.3	26	1	9	9	1	10	36	2.1
23	FRAILE RUIZ, Paula	8-0	26:44	3.3	4-10	.400	0-2	.000	0-0	.000	1	1	2	0.3	1	0	1	1	0	0	8	1.0
1	JOHNSON SIDI BABA, Moulayna	15-0	22:3-19	14.9	4-30	.133	2-14	.143	3-6	.500	9	50	59	3.9	11	0	9	8	0	5	13	0.9
Team												35	43	78					13			
<b>Total</b>		<b>18</b>	<b>3600</b>		<b>407-1006</b>	<b>.405</b>	<b>106-336</b>	<b>.315</b>	<b>170-250</b>	<b>.680</b>	<b>195</b>	<b>442</b>	<b>637</b>	<b>35.4</b>	<b>303</b>	<b>4</b>	<b>235</b>	<b>295</b>	<b>59</b>	<b>167</b>	<b>1090</b>	<b>60.6</b>
<b>Opponents</b>		<b>18</b>	<b>3600</b>		<b>389-1006</b>	<b>.387</b>	<b>103-335</b>	<b>.307</b>	<b>196-270</b>	<b>.726</b>	<b>203</b>	<b>431</b>	<b>634</b>	<b>35.2</b>	<b>279</b>	<b>3</b>	<b>227</b>	<b>312</b>	<b>66</b>	<b>124</b>	<b>1077</b>	<b>59.8</b>

## Team Statistics

	MIAMI	OPP
<b>Scoring</b>	<b>1090</b>	<b>1077</b>
Points per game	60.6	59.8
Scoring margin	+0.7	-
<b>Field goals-att</b>	<b>407-1006</b>	<b>389-1006</b>
Field goal pct	.405	.387
<b>3 point fg-att</b>	<b>106-336</b>	<b>103-335</b>
3-point FG pct	.315	.307
3-pt FG made per game	5.9	5.7
<b>Free throws-att</b>	<b>170-250</b>	<b>196-270</b>
Free throw pct	.680	.726
F-Throws made per game	9.4	10.9
<b>Rebounds</b>	<b>637</b>	<b>634</b>
Rebounds per game	35.4	35.2
Rebounding margin	+0.2	-
<b>Assists</b>	<b>235</b>	<b>227</b>
Assists per game	13.1	12.6
<b>Turnovers</b>	<b>295</b>	<b>312</b>
Turnovers per game	16.4	17.3
Turnover margin	+0.9	-
Assist/turnover ratio	0.8	0.7
<b>Steals</b>	<b>167</b>	<b>124</b>
Steals per game	9.3	6.9
<b>Blocks</b>	<b>59</b>	<b>66</b>
Blocks per game	3.3	3.7
<b>Winning streak</b>	<b>1</b>	<b>-</b>
Home win streak	4	-
<b>Attendance</b>	<b>13743</b>	<b>17907</b>
Home games-Avg/Game	9-1527	9-1990
Neutral site-Avg/Game	-	0-0

## Team Results

Date	Opponent	Score	Att.
01/06/2022	Wake Forest	L 46-47	1135
01/09/2022	NC State	L 64-76	1873
01/13/2022	at Clemson	W 69-60	408
01/16/2022	Georgia Tech	W 46-45	1256
01/18/2022	Duke	L 49-58	1443
01/20/2022	at Florida St.	W 59-52	2190
01/23/2022	at Boston College	L 66-79	914
01/27/2022	at Wake Forest	W 66-59	1690
02/01/2022	Louisville	L 66-69	1596
02/03/2022	Syracuse	W 71-65	1225
02/06/2022	at North Carolina	L 38-85	2759
02/10/2022	at Notre Dame	L 53-69	4908
02/13/2022	Florida St.	W 76-59	2034
02/15/2022	at Virginia	W 71-55	1478
02/17/2022	Pittsburgh	W 60-50	1298
02/20/2022	at Georgia Tech	W 51-39	2038
02/24/2022	at Virginia Tech	L 63-70	1522
02/27/2022	Clemson	W 76-40	1883



# NON-CONFERENCE STATISTICS

## Game Records

Record	Overall	Home	Away	Neutral
ALL GAMES	11-5	7-0	0-2	4-3
CONFERENCE	0-0	0-0	0-0	0-0
NON-CONFERENCE	11-5	7-0	0-2	4-3

## Score by Periods

Team	1st	2nd	3rd	4th	OT	TOT
Miami (FL)	245	234	259	242	0	980
Opponents	221	221	247	219	0	908

## Team Box Score

No.	Player	Total			3-Point			F-Throw		Rebounds			PF			TO	BLK	STL	PTS	AVG		
		GP-GS	MIN	AVG	FG-FGA	FG%	3FG-3FGA	3FG%	FT-FTA	FT%	OFF	DEF	TOT	AVG	PF						DQ	A
20	MARSHALL, Kelsey	16-16	51:06	32.3	75-205	.366	40-120	.333	27-36	.750	4	51	55	3.4	29	0	45	33	2	17	217	13.6
3	HARDEN, Destiny	6-6	14:25	23.7	23-53	.434	5-14	.357	5-6	.833	8	27	35	5.8	12	0	3	10	1	8	56	9.3
21	PENDANDE, Lola	16-16	33:09	20.6	49-93	.527	0-2	.000	24-33	.727	30	58	88	5.5	49	2	11	33	14	11	122	7.6
25	ERJAVEC, Karla	16-16	45:52	28.4	43-106	.406	16-50	.320	20-26	.769	4	39	43	2.7	23	0	36	38	4	11	122	7.6
12	WILLIAMS, Ja'Leah	16-11	39:27	24.8	39-95	.411	3-19	.158	17-28	.607	25	31	56	3.5	28	0	32	28	3	35	98	6.1
33	DJALDI-TABDI, Maeva	16-0	25:21	16.0	39-89	.438	11-34	.324	4-9	.444	17	35	52	3.3	36	1	8	28	22	4	93	5.8
13	DWYER, Lashae	13-0	18:56	14.3	21-61	.344	4-18	.222	23-33	.697	16	14	30	2.3	30	0	12	18	1	28	69	5.3
5	GRAY, Mykea	14-5	25:01	18.4	21-78	.269	13-40	.325	17-21	.810	6	22	28	2.0	16	0	27	25	0	4	72	5.1
35	MBANDU, Naomi	16-10	34:02	21.3	29-76	.382	4-23	.174	12-15	.800	20	38	58	3.6	24	1	21	25	1	15	74	4.6
1	JOHNSON SIDI BABA, Moulayna	16-0	22:12	13.8	10-40	.250	2-17	.118	13-18	.722	13	37	50	3.1	10	0	5	13	3	4	35	2.2
4	ROBERTS, Jasmyne	12-0	66:08	5.5	7-15	.467	1-4	.250	0-0	.000	4	9	13	1.1	8	0	5	9	0	3	15	1.3
23	FRANLE RUIZ, Paula	4-0	07:53	2.0	2-4	.500	0-0	.000	0-0	.000	1	1	2	0.5	1	0	1	0	1	0	4	1.0
22	OKAFOR, Chiso	7-0	25:55	3.7	1-4	.250	0-0	.000	1-4	.250	2	4	6	0.9	4	0	1	6	1	1	3	0.4
Team											39	35	74				6					
<b>Total</b>		<b>16</b>	<b>3200</b>		<b>359-919</b>	<b>.391</b>	<b>99-341</b>	<b>.290</b>	<b>163-229</b>	<b>.712</b>	<b>189</b>	<b>401</b>	<b>590</b>	<b>36.9</b>	<b>270</b>	<b>4</b>	<b>207</b>	<b>272</b>	<b>53</b>	<b>141</b>	<b>980</b>	<b>61.3</b>
<b>Opponents</b>		<b>16</b>	<b>3200</b>		<b>325-881</b>	<b>.369</b>	<b>80-279</b>	<b>.287</b>	<b>178-260</b>	<b>.685</b>	<b>186</b>	<b>388</b>	<b>574</b>	<b>35.9</b>	<b>246</b>	<b>3</b>	<b>181</b>	<b>293</b>	<b>54</b>	<b>116</b>	<b>908</b>	<b>56.8</b>

## Team Statistics

	MIAMI	OPP
<b>Scoring</b>	<b>980</b>	<b>908</b>
Points per game	61.3	56.8
Scoring margin	+4.5	-
<b>Field goals-att</b>	<b>359-919</b>	<b>325-881</b>
Field goal pct	.391	.369
<b>3 point fg-att</b>	<b>99-341</b>	<b>80-279</b>
3-point FG pct	.290	.287
3-pt FG made per game	6.2	5.0
<b>Free throws-att</b>	<b>163-229</b>	<b>178-260</b>
Free throw pct	.712	.685
F-Throws made per game	10.2	11.1
<b>Rebounds</b>	<b>590</b>	<b>574</b>
Rebounds per game	36.9	35.9
Rebounding margin	+1.0	-
<b>Assists</b>	<b>207</b>	<b>181</b>
Assists per game	12.9	11.3
<b>Turnovers</b>	<b>272</b>	<b>293</b>
Turnovers per game	17.0	18.3
Turnover margin	+1.3	-
Assist/turnover ratio	0.8	0.6
<b>Steals</b>	<b>141</b>	<b>116</b>
Steals per game	8.8	7.3
<b>Blocks</b>	<b>53</b>	<b>54</b>
Blocks per game	3.3	3.4
<b>Winning streak</b>	<b>0</b>	<b>-</b>
Home win streak	7	-
<b>Attendance</b>	<b>8301</b>	<b>14184</b>
Home games-Avg/Game	7-1186	2-7092
Neutral site-Avg/Game	-	7-5283

## Team Results

Date	Opponent		Score	Att.
11/09/2021	Jackson St.	W	72-67	1102
11/12/2021	Bethune-Cookman	W	55-43	1128
11/14/2021	Stetson	W	54-39	1006
11/18/2021	Fla. Atlantic	W	56-46	1087
11/25/2021	vs Washington St.	L	47-62	0
11/27/2021	vs Indiana	L	51-53	0
12/02/2021	at Maryland	L	74-82	4367
12/05/2021	Tulane	W	70-63	1246
12/06/2021	Ark.-Pine Bluff	W	78-65	1123
12/12/2021	Robert Morris	W	86-45	1609
03/03/2022	vs Duke	W	61-55	5648
03/04/2022	vs Louisville	W	61-59	5682
03/05/2022	vs Notre Dame	W	57-54	7923
03/06/2022	vs NC State	L	47-60	9253
03/18/2022	vs South Fla.	W	78-66	8478
03/20/2022	at South Carolina	L	33-49	9817

2021-22 SEASON

# WIN STATISTICS



## Game Records

Record	Overall	Home	Away	Neutral
ALL GAMES	21-0	12-0	5-0	4-0
CONFERENCE	10-0	5-0	5-0	0-0
NON-CONFERENCE	11-0	7-0	0-0	4-0

## Score by Periods

Team	1st	2nd	3rd	4th	OT	TOT
Miami (FL)	356	337	368	312	0	1373
Opponents	265	268	317	276	0	1126

## Team Box Score

No.	Player	Total			3-Point			F-Throw		Rebounds			PF		TO		BLK		STL		PTS		AVG	
		GP-GS	MIN	AVG	FG-FGA	FG%	3FG-3FGA	3FG%	FT-FTA	FT%	OFF	DEF	TOT	AVG	PF	DQ	A	TO	BLK	STL	PTS	AVG		
20	MARSHALL, Kelsey	21-21	644-24	30.7	92-224	.411	53-146	.363	29-41	.707	4	78	82	3.9	35	0	55	48	4	19	266	12.7		
3	HARDEN, Destiny	14-13	287-41	20.5	45-96	.469	12-31	.387	18-24	.750	14	46	60	4.3	28	0	12	28	2	19	120	8.6		
21	PENDANDE, Lola	21-21	437-21	20.8	70-122	.574	0-1	.000	31-39	.795	37	79	116	5.5	56	0	16	43	22	16	171	8.1		
25	ERJAVEC, Karla	21-21	596-09	28.4	54-135	.400	25-70	.357	26-32	.813	8	53	61	2.9	26	0	66	48	4	17	159	7.6		
12	WILLIAMS, Ja'Leah	21-17	545-47	26.0	57-130	.438	2-17	.118	34-46	.739	40	52	92	4.4	43	0	46	41	3	42	150	7.1		
33	DJALDI-TABDI, Maeva	21-0	336-05	16.0	56-128	.438	11-39	.282	11-19	.579	25	42	67	3.2	40	2	14	33	24	4	134	6.4		
5	GRAY, Mykea	18-4	322-01	17.9	31-97	.320	17-50	.340	22-31	.710	4	27	31	1.7	23	0	33	30	1	9	101	5.6		
35	MBANDU, Naomi	21-8	350-46	16.7	41-91	.451	5-25	.200	15-22	.682	25	47	72	3.4	23	0	25	30	6	15	102	4.9		
13	DWYER, Lashae	18-0	199-50	11.1	28-66	.424	5-19	.263	17-31	.548	16	14	30	1.7	28	0	15	18	1	25	78	4.3		
4	ROBERTS, Jasmine	17-0	174-29	10.3	20-40	.500	4-11	.364	3-7	.429	11	25	36	2.1	21	0	8	17	2	17	47	2.8		
1	JOHNSON SIDI BABA, Moulayna	20-0	271-03	13.6	12-53	.226	3-22	.136	8-12	.667	18	54	72	3.6	17	0	11	14	3	6	35	1.8		
23	FRAILE RUIZ, Paula	7-0	15-18	2.2	4-7	.571	0-0	.000	0-0	.000	1	1	2	0.3	1	0	1	1	0	0	8	1.1		
22	OKAFOR, Chiso	5-0	19-05	3.8	1-2	.500	0-0	.000	0-0	.000	0	4	4	0.8	3	0	1	6	1	1	2	0.4		
Team											47	45	92						9					
<b>Total</b>		<b>21</b>	<b>4200</b>		<b>511-1191</b>	<b>.429</b>	<b>137-431</b>	<b>.318</b>	<b>214-304</b>	<b>.704</b>	<b>250</b>	<b>567</b>	<b>817</b>	<b>38.9</b>	<b>344</b>	<b>5</b>	<b>303</b>	<b>366</b>	<b>73</b>	<b>190</b>	<b>1373</b>	<b>65.4</b>		
<b>Opponents</b>		<b>21</b>	<b>4200</b>		<b>402-1164</b>	<b>.345</b>	<b>106-381</b>	<b>.278</b>	<b>216-311</b>	<b>.695</b>	<b>232</b>	<b>456</b>	<b>688</b>	<b>32.8</b>	<b>342</b>	<b>5</b>	<b>225</b>	<b>383</b>	<b>60</b>	<b>160</b>	<b>1126</b>	<b>53.6</b>		

## Team Statistics

	MIAMI	OPP
<b>Scoring</b>	<b>1373</b>	<b>1126</b>
Points per game	65.4	53.6
Scoring margin	+11.8	-
<b>Field goals-att</b>	<b>511-1191</b>	<b>402-1164</b>
Field goal pct	.429	.345
<b>3 point fg-att</b>	<b>137-431</b>	<b>106-381</b>
3-point FG pct	.318	.278
3-pt FG made per game	6.5	5.0
<b>Free throws-att</b>	<b>214-304</b>	<b>216-311</b>
Free throw pct	.704	.695
F-Throws made per game	10.2	10.3
<b>Rebounds</b>	<b>817</b>	<b>688</b>
Rebounds per game	38.9	32.8
Rebounding margin	+6.1	-
<b>Assists</b>	<b>303</b>	<b>225</b>
Assists per game	14.4	10.7
<b>Turnovers</b>	<b>366</b>	<b>383</b>
Turnovers per game	17.4	18.2
Turnover margin	+0.8	-
Assist/turnover ratio	0.8	0.6
<b>Steals</b>	<b>190</b>	<b>160</b>
Steals per game	9.0	7.6
<b>Blocks</b>	<b>73</b>	<b>60</b>
Blocks per game	3.5	2.9
<b>Winning streak</b>	<b>21</b>	-
Home win streak	12	-
<b>Attendance</b>	<b>15997</b>	<b>7804</b>
Home games-Avg/Game	12-1333	5-1561
Neutral site-Avg/Game	-	4-6933

## Team Results

Date	Opponent	Score	Att.
11/09/2021	Jackson St.	W 72-67	1102
11/12/2021	Bethune-Cookman	W 55-43	1128
11/14/2021	Stetson	W 54-39	1006
11/18/2021	Fla. Atlantic	W 56-46	1087
12/05/2021	Tulane	W 70-63	1246
12/06/2021	Ark.-Pine Bluff	W 78-65	1123
12/12/2021	Robert Morris	W 86-45	1609
01/13/2022	at Clemson	W 69-60	408
01/16/2022	Georgia Tech	W 46-45	1256
01/20/2022	at Florida St.	W 59-52	2190
01/27/2022	at Wake Forest	W 66-59	1690
02/03/2022	Syracuse	W 71-65	1225
02/13/2022	Florida St.	W 76-59	2034
02/15/2022	at Virginia	W 71-55	1478
02/17/2022	Pittsburgh	W 60-50	1298
02/20/2022	at Georgia Tech	W 51-39	2038
02/27/2022	Clemson	W 76-40	1883
03/03/2022	vs Duke	W 61-55	5648
03/04/2022	vs Louisville	W 61-59	5682
03/05/2022	vs Notre Dame	W 57-54	7923
03/18/2022	vs South Fla.	W 78-66	8478



# LOSS STATISTICS

## Game Records

Record	Overall	Home	Away	Neutral
ALL GAMES	0-13	0-4	0-6	0-3
CONFERENCE	0-8	0-4	0-4	0-0
NON-CONFERENCE	0-5	0-0	0-2	0-3

## Score by Periods

Team	1st	2nd	3rd	4th	OT	TOT
Miami (FL)	163	176	174	184	0	697
Opponents	234	198	215	212	0	859

## Team Box Score

No.	Player	Total			3-Point			F-Throw		Rebounds				Other								
		GP-GS	MIN	AVG	FG-FGA	FG%	3FG-3FGA	3FG%	FT-FTA	FT%	OFF	DEF	TOT	AVG	PF	DQ	A	TO	BLK	STL	PTS	AVG
20	MARSHALL, Kelsey	13-13	439:25	33.8	72-187	.385	29-95	.305	27-38	.711	3	29	32	2.5	30	0	36	37	5	26	200	15.4
12	WILLIAMS, Ja'Leah	13-11	369:18	28.4	40-103	.388	3-13	.231	15-24	.625	20	28	48	3.7	16	0	29	28	4	23	98	7.5
33	DJALDI-TABDI, Maeve	13-0	241:24	18.6	33-93	.355	12-39	.308	7-10	.700	20	28	48	3.7	39	1	6	18	15	7	85	6.5
3	HARDEN, Destiny	10-8	208:50	20.9	26-66	.394	3-13	.231	9-15	.600	13	27	40	4.0	15	0	7	15	4	13	64	6.4
25	ERJAVEC, Karla	13-13	378:18	29.1	25-70	.357	12-33	.364	9-12	.750	2	29	31	2.4	17	0	28	26	1	9	71	5.5
21	PENDANDE, Lola	13-13	224:05	17.2	29-65	.446	0-2	.000	9-19	.474	22	27	49	3.8	39	3	4	18	6	8	67	5.2
5	GRAY, Mykea	13-2	177:06	13.6	13-58	.224	6-26	.231	14-17	.824	4	8	12	0.9	11	0	10	20	1	5	46	3.5
13	DWYER, Lashae	12-0	141:02	11.8	7-34	.206	0-5	.000	13-16	.813	10	12	22	1.8	28	1	6	9	1	13	27	2.3
1	JOHNSON SIDI BABA, Moulayna	11-0	173:29	15.8	2-17	.118	1-9	.111	8-12	.667	4	33	37	3.4	4	0	3	7	0	3	13	1.2
35	MBANDU, Naomi	12-5	170:08	14.2	4-25	.160	1-7	.143	5-6	.833	6	16	22	1.8	20	1	6	8	1	7	14	1.2
23	FRAILE RUIZ, Paula	5-0	19:19	3.9	2-7	.286	0-2	.000	0-0	.000	1	1	2	0.4	1	0	1	0	1	0	4	0.8
4	ROBERTS, Jasmyne	11-0	50:46	4.6	2-7	.286	1-2	.500	2-2	1.000	0	5	5	0.5	8	0	3	5	0	4	7	0.6
22	OKAFOR, Chiso	2-0	06:50	3.4	0-2	.000	0-0	.000	1-4	.250	2	0	2	1.0	1	0	0	0	0	0	1	0.5
Team											27	33	60				10					
<b>Total</b>		<b>13</b>	<b>2600</b>		<b>255-734</b>	<b>.347</b>	<b>68-246</b>	<b>.276</b>	<b>119-175</b>	<b>.680</b>	<b>134</b>	<b>276</b>	<b>410</b>	<b>31.5</b>	<b>229</b>	<b>6</b>	<b>139</b>	<b>201</b>	<b>39</b>	<b>118</b>	<b>697</b>	<b>53.6</b>
<b>Opponents</b>		<b>13</b>	<b>2600</b>		<b>312-723</b>	<b>.432</b>	<b>77-233</b>	<b>.330</b>	<b>158-219</b>	<b>.721</b>	<b>157</b>	<b>363</b>	<b>520</b>	<b>40.0</b>	<b>183</b>	<b>1</b>	<b>183</b>	<b>222</b>	<b>60</b>	<b>80</b>	<b>859</b>	<b>66.1</b>

## Team Statistics

	MIAMI	OPP
<b>Scoring</b>	<b>697</b>	<b>859</b>
Points per game	53.6	66.1
Scoring margin	-12.5	-
<b>Field goals-att</b>	<b>255-734</b>	<b>312-723</b>
Field goal pct	.347	.432
<b>3 point fg-att</b>	<b>68-246</b>	<b>77-233</b>
3-point FG pct	.276	.330
3-pt FG made per game	5.2	5.9
<b>Free throws-att</b>	<b>119-175</b>	<b>158-219</b>
Free throw pct	.680	.721
F-Throws made per game	9.2	12.2
<b>Rebounds</b>	<b>410</b>	<b>520</b>
Rebounds per game	31.5	40.0
Rebounding margin	-8.5	-
<b>Assists</b>	<b>139</b>	<b>183</b>
Assists per game	10.7	14.1
<b>Turnovers</b>	<b>201</b>	<b>222</b>
Turnovers per game	15.5	17.1
Turnover margin	+1.6	-
Assist/turnover ratio	0.7	0.8
<b>Steals</b>	<b>118</b>	<b>80</b>
Steals per game	9.1	6.2
<b>Blocks</b>	<b>39</b>	<b>60</b>
Blocks per game	3.0	4.6
<b>Winning streak</b>	<b>0</b>	<b>-</b>
Home win streak	0	-
<b>Attendance</b>	<b>6047</b>	<b>24287</b>
Home games-Avg/Game	4-1512	6-4048
Neutral site-Avg/Game	-	3-3084

## Team Results

Date	Opponent	Score	Att.
11/25/2021	vs Washington St.	L 47-62	0
11/27/2021	vs Indiana	L 51-53	0
12/02/2021	at Maryland	L 74-82	4367
01/06/2022	Wake Forest	L 46-47	1135
01/09/2022	NC State	L 64-76	1873
01/18/2022	Duke	L 49-58	1443
01/23/2022	at Boston College	L 66-79	914
02/01/2022	Louisville	L 66-69	1596
02/06/2022	at North Carolina	L 38-85	2759
02/10/2022	at Notre Dame	L 53-69	4908
02/24/2022	at Virginia Tech	L 63-70	1522
03/06/2022	vs NC State	L 47-60	9253
03/20/2022	at South Carolina	L 33-49	9817

2021-22 SEASON

# HOME STATISTICS



## Game Records

Record	Overall	Home	Away	Neutral
ALL GAMES	12-4	12-4	0-0	0-0
CONFERENCE	5-4	5-4	0-0	0-0
NON-CONFERENCE	7-0	7-0	0-0	0-0

## Score by Periods

Team	1st	2nd	3rd	4th	OT	TOT
Miami (FL)	277	257	265	226	0	1025
Opponents	217	207	225	228	0	877

## Team Box Score

No.	Player	Total			3-Point		F-Throw		Rebounds				Other									
		GP-GS	MIN	AVG	FG-FGA	FG%	3FG-3FGA	3FG%	FT-FTA	FT%	OFF	DEF	TOT	AVG	PF	DQ	A	TO	BLK	STL	PTS	AVG
20	MARSHALL, Kelsey	16-16	495:31	31.0	73-179	.408	38-110	.345	28-37	.757	3	52	55	3.4	24	0	52	41	4	26	212	13.3
12	WILLIAMS, Jai'Leah	16-11	402:54	25.2	53-112	.473	2-16	.125	29-41	.707	30	35	65	4.1	27	0	31	27	5	27	137	8.6
33	DJALDI-TABDI, Maeva	16-0	305:15	19.1	53-121	.438	12-38	.316	10-16	.625	23	39	62	3.9	38	2	12	26	20	8	128	8.0
25	ERJAVEC, Karla	16-16	426:39	26.7	35-94	.372	19-50	.380	15-18	.833	8	42	50	3.1	24	0	41	35	1	13	104	6.5
21	PENDANDE, Lola	16-16	282:46	17.7	44-87	.506	0-1	.000	13-17	.765	32	57	89	5.6	40	0	13	26	15	11	101	6.3
5	GRAY, Mykea	14-5	261:38	18.7	25-85	.294	12-39	.308	22-26	.846	3	20	23	1.6	18	0	27	27	1	8	84	6.0
3	HARDEN, Destiny	9-6	146:26	16.3	15-44	.341	2-10	.200	12-16	.750	7	17	24	2.7	14	0	5	9	3	6	44	4.9
35	MBANDU, Naomi	16-10	265:23	16.6	31-74	.419	3-20	.150	9-14	.643	20	39	59	3.7	20	0	17	23	5	7	74	4.6
13	DWYER, Lashae	16-0	213:10	13.3	26-67	.388	5-20	.250	16-31	.516	16	16	32	2.0	28	0	16	18	1	26	73	4.6
4	ROBERTS, Jasmyne	12-0	104:05	8.7	15-27	.556	3-8	.375	1-2	.500	8	15	23	1.9	14	0	4	10	0	7	34	2.8
23	FRAILE RUIZ, Paula	4-0	17:05	4.3	4-8	.500	0-0	.000	0-0	.000	1	0	1	0.3	1	0	1	1	0	0	8	2.0
1	JOHNSON SIDI BABA, Moulayna	14-0	260:03	18.6	6-41	.146	2-21	.095	10-16	.625	17	60	77	5.5	12	0	9	12	3	7	24	1.7
22	OKAFOR, Chiso	5-0	19:05	3.8	1-2	.500	0-0	.000	0-0	.000	0	4	4	0.8	3	0	1	6	1	1	2	0.4
Team											46	38	84				8					
<b>Total</b>		<b>16</b>	<b>3200</b>		<b>381-941</b>	<b>.405</b>	<b>98-333</b>	<b>.294</b>	<b>165-234</b>	<b>.705</b>	<b>214</b>	<b>434</b>	<b>648</b>	<b>40.5</b>	<b>263</b>	<b>2</b>	<b>229</b>	<b>269</b>	<b>59</b>	<b>147</b>	<b>1025</b>	<b>64.1</b>
<b>Opponents</b>		<b>16</b>	<b>3200</b>		<b>318-890</b>	<b>.357</b>	<b>82-297</b>	<b>.276</b>	<b>159-232</b>	<b>.685</b>	<b>172</b>	<b>367</b>	<b>539</b>	<b>33.7</b>	<b>260</b>	<b>4</b>	<b>203</b>	<b>285</b>	<b>57</b>	<b>118</b>	<b>877</b>	<b>54.8</b>

## Team Statistics

	MIAMI	OPP
<b>Scoring</b>	<b>1025</b>	<b>877</b>
Points per game	64.1	54.8
Scoring margin	+9.3	-
<b>Field goals-att</b>	<b>381-941</b>	<b>318-890</b>
Field goal pct	.405	.357
<b>3 point fg-att</b>	<b>98-333</b>	<b>82-297</b>
3-point FG pct	.294	.276
3-pt FG made per game	6.1	5.1
<b>Free throws-att</b>	<b>165-234</b>	<b>159-232</b>
Free throw pct	.705	.685
F-Throws made per game	10.3	9.9
<b>Rebounds</b>	<b>648</b>	<b>539</b>
Rebounds per game	40.5	33.7
Rebounding margin	+6.8	-
<b>Assists</b>	<b>229</b>	<b>203</b>
Assists per game	14.3	12.7
<b>Turnovers</b>	<b>269</b>	<b>285</b>
Turnovers per game	16.8	17.8
Turnover margin	+1.0	-
Assist/turnover ratio	0.9	0.7
<b>Steals</b>	<b>147</b>	<b>118</b>
Steals per game	9.2	7.4
<b>Blocks</b>	<b>59</b>	<b>57</b>
Blocks per game	3.7	3.6
<b>Winning streak</b>	<b>4</b>	<b>-</b>
Home win streak	4	-
<b>Attendance</b>	<b>22044</b>	<b>0</b>
Home games-Avg/Game	16-1378	0-0
Neutral site-Avg/Game	-	0-0

## Team Results

Date	Opponent	Score	Att.
11/09/2021	Jackson St.	W 72-67	1102
11/12/2021	Bethune-Cookman	W 55-43	1128
11/14/2021	Stetson	W 54-39	1006
11/18/2021	Fla. Atlantic	W 56-46	1087
12/05/2021	Tulane	W 70-63	1246
12/06/2021	Ark.-Pine Bluff	W 78-65	1123
12/12/2021	Robert Morris	W 86-45	1609
01/06/2022	Wake Forest	L 46-47	1135
01/09/2022	NC State	L 64-76	1873
01/16/2022	Georgia Tech	W 46-45	1256
01/18/2022	Duke	L 49-58	1443
02/01/2022	Louisville	L 66-69	1596
02/03/2022	Syracuse	W 71-65	1225
02/13/2022	Florida St.	W 76-59	2034
02/17/2022	Pittsburgh	W 60-50	1298
02/27/2022	Clemson	W 76-40	1883



# AWAY STATISTICS

## Game Records

Record	Overall	Home	Away	Neutral
ALL GAMES	5-6	0-0	5-6	0-0
CONFERENCE	5-4	0-0	5-4	0-0
NON-CONFERENCE	0-2	0-0	0-2	0-0

## Score by Periods

Team	1st	2nd	3rd	4th	OT	TOT
Miami (FL)	148	153	181	161	0	643
Opponents	178	153	190	178	0	699

## Team Box Score

No.	Player	Total			3-Point			F-Throw		Rebounds				Other								
		GP-GS	MIN	AVG	FG-FGA	FG%	3FG-3FGA	3FG%	FT-FTA	FT%	OFF	DEF	TOT	AVG	PF	DQ	A	TO	BLK	STL	PTS	AVG
20	MARSHALL, Kelsey	11-11	35:53	31.9	57-141	.404	30-82	.366	17-28	.607	2	37	39	3.5	27	0	23	32	5	12	161	14.6
3	HARDEN, Destiny	10-10	22:11	22.9	35-74	.473	8-22	.364	10-17	.588	13	30	43	4.3	19	0	11	26	2	19	88	8.8
21	PENDANDE, Lola	11-11	20:11	19.0	32-58	.552	0-1	.000	14-24	.583	19	24	43	3.9	34	1	3	19	10	7	78	7.1
25	ERJAVEC, Karla	11-11	33:05	30.1	26-64	.406	13-33	.394	9-12	.750	2	21	23	2.1	12	0	37	22	2	11	74	6.7
33	DJALDI-TABDI, Maeva	11-0	19:24	17.5	29-79	.367	8-30	.267	7-11	.636	16	23	39	3.5	32	1	6	18	11	2	73	6.6
12	WILLIAMS, Ja'Leah	11-11	30:62	27.9	26-70	.371	1-4	.250	14-19	.737	23	29	52	4.7	20	0	29	31	2	20	67	6.1
5	GRAY, Mykea	10-0	12:18	12.1	10-37	.270	6-20	.300	5-10	.500	2	7	9	0.9	8	0	6	10	1	4	31	3.1
13	DWYER, Lashae	10-0	9:58	9.2	5-23	.217	0-2	.000	13-14	.929	8	7	15	1.5	19	1	4	5	0	4	23	2.3
4	ROBERTS, Jasmyne	11-0	10:43	9.5	6-18	.333	2-5	.400	4-7	.571	3	12	15	1.4	15	0	5	8	2	14	18	1.6
35	MBANDU, Naomi	10-1	12:83	12.9	5-17	.294	0-3	.000	5-8	.625	6	13	19	1.9	15	1	7	9	1	7	15	1.5
1	JOHNSON SIDI BABA, Moulayna	10-0	11:83	11.9	3-17	.176	1-8	.125	4-4	1.000	3	21	24	2.4	5	0	2	7	0	1	11	1.1
23	FRAILE RUIZ, Paula	6-0	15:12	2.5	2-5	.400	0-2	.000	0-0	.000	1	1	2	0.3	1	0	1	0	0	0	4	0.7
22	OKAFOR, Chiso	1-0	00:18	0.3	0-0	.000	0-0	.000	0-0	.000	0	0	0	0.0	0	0	0	0	0	0	0	0.0
Team											16	26	42				10					
<b>Total</b>		<b>11</b>	<b>2200</b>		<b>236-603</b>	<b>.391</b>	<b>69-212</b>	<b>.325</b>	<b>102-154</b>	<b>.662</b>	<b>114</b>	<b>251</b>	<b>365</b>	<b>33.2</b>	<b>207</b>	<b>4</b>	<b>134</b>	<b>197</b>	<b>36</b>	<b>101</b>	<b>643</b>	<b>58.5</b>
<b>Opponents</b>		<b>11</b>	<b>2200</b>		<b>247-623</b>	<b>.396</b>	<b>62-196</b>	<b>.316</b>	<b>143-197</b>	<b>.726</b>	<b>142</b>	<b>271</b>	<b>413</b>	<b>37.5</b>	<b>165</b>	<b>1</b>	<b>127</b>	<b>197</b>	<b>44</b>	<b>72</b>	<b>699</b>	<b>63.5</b>

## Team Statistics

	MIAMI	OPP
<b>Scoring</b>	<b>643</b>	<b>699</b>
Points per game	58.5	63.5
Scoring margin	-5.1	-
<b>Field goals-att</b>	<b>236-603</b>	<b>247-623</b>
Field goal pct	.391	.396
<b>3 point fg-att</b>	<b>69-212</b>	<b>62-196</b>
3-point FG pct	.325	.316
3-pt FG made per game	6.3	5.6
<b>Free throws-att</b>	<b>102-154</b>	<b>143-197</b>
Free throw pct	.662	.726
F-Throws made per game	9.3	13.0
<b>Rebounds</b>	<b>365</b>	<b>413</b>
Rebounds per game	33.2	37.5
Rebounding margin	-4.4	-
<b>Assists</b>	<b>134</b>	<b>127</b>
Assists per game	12.2	11.5
<b>Turnovers</b>	<b>197</b>	<b>197</b>
Turnovers per game	17.9	17.9
Turnover margin	0.0	-
Assist/turnover ratio	0.7	0.6
<b>Steals</b>	<b>101</b>	<b>72</b>
Steals per game	9.2	6.5
<b>Blocks</b>	<b>36</b>	<b>44</b>
Blocks per game	3.3	4.0
<b>Winning streak</b>	<b>0</b>	<b>-</b>
Home win streak	0	-
<b>Attendance</b>	<b>0</b>	<b>32091</b>
Home games-Avg/Game	0-0	11-2917
Neutral site-Avg/Game	-	0-0

## Team Results

Date	Opponent	Score	Att.
12/02/2021	at Maryland	L 74-82	4367
01/13/2022	at Clemson	W 69-60	408
01/20/2022	at Florida St.	W 59-52	2190
01/23/2022	at Boston College	L 66-79	914
01/27/2022	at Wake Forest	W 66-59	1690
02/06/2022	at North Carolina	L 38-85	2759
02/10/2022	at Notre Dame	L 53-69	4908
02/15/2022	at Virginia	W 71-55	1478
02/20/2022	at Georgia Tech	W 51-39	2038
02/24/2022	at Virginia Tech	L 63-70	1522
03/20/2022	at South Carolina	L 33-49	9817



# NEUTRAL SITE STATISTICS



## Game Records

Record	Overall	Home	Away	Neutral
ALL GAMES	4-3	0-0	0-0	4-3
CONFERENCE	0-0	0-0	0-0	0-0
NON-CONFERENCE	4-3	0-0	0-0	4-3

## Score by Periods

Team	1st	2nd	3rd	4th	OT	TOT
Miami (FL)	94	103	96	109	0	402
Opponents	104	106	117	82	0	409

## Team Box Score

No.	Player	Total			3-Point		F-Throw		Rebounds			PF			TO			BLK			STL			PTS		
		GP-GS	MIN	AVG	FG-FGA	FG%	3FG-3FGA	3FG%	FT-FTA	FT%	OFF	DEF	TOT	AVG	PF	DQ	A	TO	BLK	STL	PTS	AVG				
20	MARSHALL, Kelsey	7-7	237:25	33.9	34-91	.374	14-49	.286	11-14	.786	2	18	20	2.9	14	0	16	12	0	7	93	13.3				
3	HARDEN, Destiny	5-5	120:55	24.2	21-44	.477	5-12	.417	5-6	.833	7	26	33	6.6	10	0	3	8	1	7	52	10.4				
21	PENDANDE, Lola	7-7	169:30	24.2	23-42	.548	0-1	.000	13-17	.765	8	25	33	4.7	21	2	4	16	3	6	59	8.4				
25	ERJAVEC, Karla	7-7	216:43	31.0	18-47	.383	5-20	.250	11-14	.786	0	19	19	2.7	7	0	16	17	2	2	52	7.4				
12	WILLIAMS, Ja'Leah	7-6	205:42	29.4	18-51	.353	2-10	.200	6-10	.600	7	16	23	3.3	12	0	15	11	0	18	44	6.3				
5	GRAY, Mykea	7-1	116:10	16.6	9-33	.273	5-17	.294	9-12	.750	3	8	11	1.6	8	0	10	13	0	2	32	4.6				
35	MBANDU, Naomi	7-2	126:60	18.1	9-25	.360	3-9	.333	6-6	1.000	5	11	16	2.3	8	0	7	6	1	8	27	3.9				
33	DJALDI-TABDI, Maeva	7-0	79:29	11.4	7-21	.333	3-10	.300	1-2	.500	6	8	14	2.0	9	0	2	7	8	1	18	2.6				
13	DWYER, Lashae	4-0	35:44	8.9	4-10	.400	0-2	.000	1-2	.500	2	3	5	1.3	9	0	1	4	1	8	9	2.3				
1	JOHNSON SIDI BABA, Moulayna	7-0	65:52	9.4	5-12	.417	1-2	.500	2-4	.500	2	6	8	1.1	4	0	3	2	0	1	13	1.9				
22	OKAFOR, Chiso	1-0	06:32	6.5	0-2	.000	0-0	.000	1-4	.250	2	0	2	2.0	1	0	0	0	0	0	1	1.0				
4	ROBERTS, Jasmynne	5-0	16:39	3.3	1-2	.500	0-0	.000	0-0	.000	0	3	3	0.6	0	0	2	4	0	0	2	0.4				
23	FRAILE RUIZ, Paula	2-0	02:20	1.2	0-1	.000	0-0	.000	0-0	.000	0	1	1	0.5	0	0	0	0	0	1	0	0.0				
Team											12	14	26							1						
<b>Total</b>		<b>7</b>	<b>1400</b>		<b>149-381</b>	<b>.391</b>	<b>38-132</b>	<b>.288</b>	<b>66-91</b>	<b>.725</b>	<b>56</b>	<b>158</b>	<b>214</b>	<b>30.6</b>	<b>103</b>	<b>2</b>	<b>79</b>	<b>101</b>	<b>17</b>	<b>60</b>	<b>402</b>	<b>57.4</b>				
<b>Opponents</b>		<b>7</b>	<b>1400</b>		<b>149-374</b>	<b>.398</b>	<b>39-121</b>	<b>.322</b>	<b>72-101</b>	<b>.713</b>	<b>75</b>	<b>181</b>	<b>256</b>	<b>36.6</b>	<b>100</b>	<b>1</b>	<b>78</b>	<b>123</b>	<b>19</b>	<b>50</b>	<b>409</b>	<b>58.4</b>				

## Team Statistics

	MIAMI	OPP
<b>Scoring</b>	<b>402</b>	<b>409</b>
Points per game	57.4	58.4
Scoring margin	-1.0	-
<b>Field goals-att</b>	<b>149-381</b>	<b>149-374</b>
Field goal pct	.391	.398
<b>3 point fg-att</b>	<b>38-132</b>	<b>39-121</b>
3-point FG pct	.288	.322
3-pt FG made per game	5.4	5.6
<b>Free throws-att</b>	<b>66-91</b>	<b>72-101</b>
Free throw pct	.725	.713
F-Throws made per game	9.4	10.3
<b>Rebounds</b>	<b>214</b>	<b>256</b>
Rebounds per game	30.6	36.6
Rebounding margin	-6.0	-
<b>Assists</b>	<b>79</b>	<b>78</b>
Assists per game	11.3	11.1
<b>Turnovers</b>	<b>101</b>	<b>123</b>
Turnovers per game	14.4	17.6
Turnover margin	+3.1	-
Assist/turnover ratio	0.8	0.6
<b>Steals</b>	<b>60</b>	<b>50</b>
Steals per game	8.6	7.1
<b>Blocks</b>	<b>17</b>	<b>19</b>
Blocks per game	2.4	2.7
<b>Winning streak</b>	<b>1</b>	<b>-</b>
Home win streak	0	-
<b>Attendance</b>	<b>0</b>	<b>0</b>
Home games-Avg/Game	0-0	0-0
Neutral site-Avg/Game	-	7-5283

## Team Results

Date	Opponent	Score	Att.
11/25/2021	vs Washington St.	L 47-62	0
11/27/2021	vs Indiana	L 51-53	0
03/03/2022	vs Duke	W 61-55	5648
03/04/2022	vs Louisville	W 61-59	5682
03/05/2022	vs Notre Dame	W 57-54	7923
03/06/2022	vs NC State	L 47-60	9253
03/18/2022	vs South Fla.	W 78-66	8478



# TEAM GAME-BY-GAME

Opponent	Date	Score	Total		3-Pointers		Free throws		Rebounds			Other Stats							
			FG-FGA	PCT	3FG-3FGA	PCT	FT-FTA	PCT	OFF	DEF	TOT	AVG	PF	A	TO	BLK	STL	PTS	AVG
Jackson St.	11/09/2021	72-67 W	23-63	.365	11-33	.333	15-21	.714	15	36	51	51.0	24	19	19	7	7	72	72.0
Bethune-Cookman	11/12/2021	55-43 W	19-59	.322	8-24	.333	9-17	.529	22	29	51	51.0	23	14	28	7	8	55	63.5
Stetson	11/14/2021	54-39 W	19-53	.358	4-20	.200	12-19	.632	15	28	43	48.3	9	14	20	4	7	54	60.3
Fla. Atlantic	11/18/2021	56-46 W	21-67	.313	4-25	.160	10-15	.667	19	20	39	46.0	20	6	17	3	12	56	59.3
vs Washington St.	11/25/2021	47-62 L	16-54	.296	4-19	.211	11-16	.688	13	15	28	42.4	12	7	16	1	11	47	56.8
vs Indiana	11/27/2021	51-53 L	20-59	.339	5-18	.278	6-12	.500	5	23	28	40.0	25	11	12	1	15	51	55.8
at Maryland	12/02/2021	74-82 L	26-58	.448	9-19	.474	13-16	.813	7	15	22	37.4	24	15	12	1	9	74	58.4
Tulane	12/05/2021	70-63 W	24-57	.421	7-24	.292	15-18	.833	15	26	41	37.9	16	15	16	6	9	70	59.9
Ark.-Pine Bluff	12/06/2021	78-65 W	32-66	.485	5-22	.227	9-16	.563	15	26	41	38.2	22	20	19	1	13	78	61.9
Robert Morris	12/12/2021	86-45 W	35-69	.507	8-23	.348	8-8	1.000	19	38	57	40.1	14	19	21	3	10	86	64.3
Wake Forest	01/06/2022	46-47 L	16-57	.281	4-18	.222	10-16	.625	11	24	35	39.6	15	10	10	6	11	46	62.6
NC State	01/09/2022	64-76 L	24-66	.364	9-26	.346	7-9	.778	21	17	38	39.5	16	12	14	4	8	64	62.8
at Clemson	01/13/2022	69-60 W	30-57	.526	4-12	.333	5-9	.556	12	24	36	39.2	19	12	23	1	8	69	63.2
Georgia Tech	01/16/2022	46-45 W	19-48	.396	4-16	.250	4-7	.571	3	28	31	38.6	18	11	15	3	10	46	62.0
Duke	01/18/2022	49-58 L	18-58	.310	4-13	.308	9-11	.818	10	25	35	38.4	14	8	14	4	9	49	61.1
at Florida St.	01/20/2022	59-52 W	19-57	.333	11-31	.355	10-17	.588	19	28	47	38.9	18	10	20	4	11	59	61.0
at Boston College	01/23/2022	66-79 L	26-52	.500	2-13	.154	12-18	.667	9	17	26	38.2	20	16	17	4	13	66	61.3
at Wake Forest	01/27/2022	66-59 W	25-57	.439	6-21	.286	10-11	.909	13	27	40	38.3	16	14	12	3	5	66	61.6
Louisville	02/01/2022	66-69 L	24-51	.471	5-17	.294	13-17	.765	9	20	29	37.8	12	14	17	3	6	66	61.8
Syracuse	02/03/2022	71-65 W	29-68	.426	5-15	.333	8-12	.667	13	40	53	38.6	14	21	14	2	6	71	62.3
at North Carolina	02/06/2022	38-85 L	15-66	.227	4-25	.160	4-9	.444	12	22	34	38.3	24	12	18	2	7	38	61.1
at Notre Dame	02/10/2022	53-69 L	19-57	.333	10-27	.370	5-11	.455	15	21	36	38.2	16	14	24	4	9	53	60.7
Florida St.	02/13/2022	76-59 W	27-49	.551	9-17	.529	13-16	.813	6	17	23	37.6	16	19	17	1	12	76	61.4
at Virginia	02/15/2022	71-55 W	21-46	.457	10-21	.476	19-26	.731	9	24	33	37.4	18	17	24	9	13	71	61.8
Pittsburgh	02/17/2022	60-50 W	21-52	.404	3-18	.167	15-20	.750	6	29	35	37.3	18	10	13	2	10	60	61.7
at Georgia Tech	02/20/2022	51-39 W	21-51	.412	4-11	.364	5-9	.556	6	24	30	37.0	16	11	14	2	11	51	61.3
at Virginia Tech	02/24/2022	63-70 L	23-56	.411	4-13	.308	13-20	.650	6	24	30	36.7	21	7	14	2	9	63	61.4
Clemson	02/27/2022	76-40 W	30-58	.517	8-22	.364	8-12	.667	15	31	46	37.1	12	17	15	3	9	76	61.9
vs Duke	03/03/2022	61-55 W	21-48	.438	3-13	.231	16-21	.762	3	26	29	36.8	13	14	15	6	9	61	61.9
vs Louisville	03/04/2022	61-59 W	24-55	.436	8-21	.381	5-5	1.000	9	16	25	36.4	15	17	18	0	9	61	61.8
vs Notre Dame	03/05/2022	57-54 W	21-55	.382	7-20	.350	8-14	.571	11	25	36	36.4	12	12	14	3	4	57	61.7
vs NC State	03/06/2022	47-60 L	17-54	.315	3-19	.158	10-12	.833	10	28	38	36.4	15	7	14	3	5	47	61.2
vs South Fla.	03/18/2022	78-66 W	30-56	.536	8-22	.364	10-11	.909	5	25	30	36.2	11	11	12	3	7	78	61.7
at South Carolina	03/20/2022	33-49 L	11-46	.239	5-19	.263	6-8	.750	6	25	31	36.1	15	6	19	4	6	33	60.9
<b>Total</b>		<b>2070</b>	<b>766-1925</b>	<b>.398</b>	<b>205-677</b>	<b>.303</b>	<b>333-479</b>	<b>.695</b>	<b>384</b>	<b>843</b>	<b>1227</b>	<b>36.1</b>	<b>573</b>	<b>442</b>	<b>567</b>	<b>112</b>	<b>308</b>	<b>2070</b>	<b>60.9</b>
Opponents		1985	714-1887	.378	183-614	.298	374-530	.706	389	819	1208	35.5	525	408	605	120	240	1985	58.4

## Miami (FL) Averages

Games Played	Points/game	FG Pct	3FG Pct	FT Pct	Rebounds/game	Assists/game	Turnovers/game	Assist/Turnover ratio	Steals/game	Blocks/game
34	60.9	39.8	30.3	69.5	36.1	13.0	16.7	0.8	9.1	3.3

2021-22 SEASON

# OPPONENT GAME-BY-GAME



Opponent	Date	Score	Total		3-Pointers		Free throws		Rebounds			Other Stats							
			FG-FGA	PCT	3FG-3FGA	PCT	FT-FTA	PCT	OFF	DEF	TOT	AVG	PF	A	TO	BLK	STL	PTS	AVG
Jackson St.	11/09/2021	72-67 W	25-66	.379	3-13	.231	14-22	.636	12	28	40	40.0	21	15	15	4	8	67	67.0
Bethune-Cookman	11/12/2021	55-43 W	13-55	.236	4-19	.211	13-22	.591	16	18	34	37.0	16	8	19	10	9	43	55.0
Stetson	11/14/2021	54-39 W	14-53	.264	7-21	.333	4-5	.800	12	22	34	36.0	19	9	21	0	9	39	49.7
Fla. Atlantic	11/18/2021	56-46 W	15-40	.375	5-17	.294	11-18	.611	6	28	34	35.5	19	9	28	3	4	46	48.8
vs Washington St.	11/25/2021	47-62 L	24-52	.462	4-14	.286	10-13	.769	13	26	39	36.2	12	11	25	6	10	62	51.4
vs Indiana	11/27/2021	51-53 L	20-44	.455	2-9	.222	11-21	.524	7	36	43	37.3	18	10	24	1	4	53	51.7
at Maryland	12/02/2021	74-82 L	27-59	.458	3-12	.250	25-34	.735	21	27	48	38.9	14	13	16	4	4	82	56.0
Tulane	12/05/2021	70-63 W	24-63	.381	8-23	.348	7-10	.700	15	19	34	38.3	16	22	16	1	9	63	56.9
Ark.-Pine Bluff	12/06/2021	78-65 W	24-55	.436	2-14	.143	15-17	.882	5	21	26	36.9	16	11	21	5	7	65	57.8
Robert Morris	12/12/2021	86-45 W	16-55	.291	5-21	.238	8-15	.533	5	14	19	35.1	15	7	18	0	11	45	56.5
Wake Forest	01/06/2022	46-47 L	17-52	.327	5-16	.313	8-15	.533	12	32	44	35.9	19	7	18	5	8	47	55.6
NC State	01/09/2022	64-76 L	29-53	.547	8-18	.444	10-12	.833	7	21	28	35.3	11	21	13	8	8	76	57.3
at Clemson	01/13/2022	69-60 W	25-52	.481	4-17	.235	6-11	.545	6	17	23	34.3	16	9	21	3	12	60	57.5
Georgia Tech	01/16/2022	46-45 W	16-56	.286	2-13	.154	11-12	.917	13	27	40	34.7	11	12	15	4	5	45	56.6
Duke	01/18/2022	49-58 L	22-52	.423	5-24	.208	9-15	.600	9	31	40	35.1	14	16	16	5	6	58	56.7
at Florida St.	01/20/2022	59-52 W	16-50	.320	4-17	.235	16-25	.640	10	20	30	34.8	15	10	16	5	10	52	56.4
at Boston College	01/23/2022	66-79 L	30-60	.500	9-16	.563	10-14	.714	14	18	32	34.6	17	15	17	3	4	79	57.8
at Wake Forest	01/27/2022	66-59 W	23-65	.354	8-21	.381	5-13	.385	16	19	35	34.6	15	11	11	4	3	59	57.8
Louisville	02/01/2022	66-69 L	28-61	.459	8-20	.400	5-9	.556	15	20	35	34.6	16	23	15	4	5	69	58.4
Syracuse	02/03/2022	71-65 W	20-67	.299	9-32	.281	16-19	.842	9	27	36	34.7	19	9	10	5	8	65	58.8
at North Carolina	02/06/2022	38-85 L	28-63	.444	9-29	.310	20-21	.952	13	40	53	35.6	15	14	15	7	4	85	60.0
at Notre Dame	02/10/2022	53-69 L	26-55	.473	6-16	.375	11-13	.846	9	26	35	35.5	10	20	20	5	11	69	60.4
Florida St.	02/13/2022	76-59 W	23-49	.469	5-13	.385	8-11	.727	9	17	26	35.1	15	15	25	0	6	59	60.3
at Virginia	02/15/2022	71-55 W	17-55	.309	3-12	.250	18-19	.947	13	20	33	35.0	20	5	25	4	12	55	60.1
Pittsburgh	02/17/2022	60-50 W	17-57	.298	4-15	.267	12-18	.667	15	26	41	35.3	20	12	22	3	3	50	59.7
at Georgia Tech	02/20/2022	51-39 W	14-49	.286	3-16	.188	8-13	.615	13	25	38	35.4	15	7	22	1	4	39	58.9
at Virginia Tech	02/24/2022	63-70 L	23-54	.426	9-22	.409	15-18	.833	8	29	37	35.4	18	14	18	0	3	70	59.3
Clemson	02/27/2022	76-40 W	15-56	.268	2-18	.111	8-12	.667	12	16	28	35.2	13	7	13	0	12	40	58.6
vs Duke	03/03/2022	61-55 W	20-62	.323	7-23	.304	8-14	.571	20	24	44	35.5	19	14	19	4	4	55	58.5
vs Louisville	03/04/2022	61-59 W	19-49	.388	6-18	.333	15-18	.833	12	20	32	35.4	9	11	21	2	8	59	58.5
vs Notre Dame	03/05/2022	57-54 W	22-51	.431	6-16	.375	4-6	.667	3	28	31	35.2	19	11	12	2	6	54	58.4
vs NC State	03/06/2022	47-60 L	20-57	.351	5-19	.263	15-18	.833	10	27	37	35.3	9	10	9	4	8	60	58.4
vs South Fla.	03/18/2022	78-66 W	24-59	.407	9-22	.409	9-11	.818	10	20	30	35.1	14	11	13	0	10	66	58.7
at South Carolina	03/20/2022	33-49 L	18-61	.295	4-18	.222	9-16	.563	19	30	49	35.5	10	9	16	8	5	49	58.4
<b>Total</b>		<b>1985</b>	<b>714-1887</b>	<b>.378</b>	<b>183-614</b>	<b>.298</b>	<b>374-530</b>	<b>.706</b>	<b>389</b>	<b>819</b>	<b>1208</b>	<b>35.5</b>	<b>525</b>	<b>408</b>	<b>605</b>	<b>120</b>	<b>240</b>	<b>1985</b>	<b>58.4</b>
Miami (FL)		2070	766-1925	.398	205-677	.303	333-479	.695	384	843	1227	36.1	573	442	567	112	308	2070	60.9

## Opponents Averages

Games Played	Points/game	FG Pct	3FG Pct	FT Pct	Rebounds/game	Assists/game	Turnovers/game	Assist/Turnover ratio	Steals/game	Blocks/game
34	58.4	37.8	29.8	70.6	35.5	12.0	17.8	0.7	7.1	3.5



## TEAM GAME HIGHS

<b>POINTS</b>	86	Robert Morris (12/12/2021)
	78	vs South Fla. (N) (03/18/2022)
	78	Ark.-Pine Bluff (12/06/2021)
	76	Clemson (02/27/2022)
	76	Florida St. (02/13/2022)
<b>FIELD GOALS MADE</b>	35	Robert Morris (12/12/2021)
	32	Ark.-Pine Bluff (12/06/2021)
<b>FIELD GOAL ATTEMPTS</b>	69	Robert Morris (12/12/2021)
	68	Syracuse (02/03/2022)
<b>FIELD GOAL PERCENTAGE</b>	.551 (27-49)	Florida St. (02/13/2022)
	.536 (30-56)	vs South Fla. (N) (03/18/2022)
<b>3 PT FG MADE</b>	11	at Florida St. (01/20/2022)
	11	Jackson St. (11/09/2021)
<b>3 PT FG ATTEMPTS</b>	33	Jackson St. (11/09/2021)
	31	at Florida St. (01/20/2022)
<b>3 PT FG PERCENTAGE</b>	.529 (9-17)	Florida St. (02/13/2022)
	.476 (10-21)	at Virginia (02/15/2022)
<b>FREE THROWS MADE</b>	19	at Virginia (02/15/2022)
	16	vs Duke (N) (03/03/2022)
<b>FREE THROW ATTEMPTS</b>	26	at Virginia (02/15/2022)
	21	vs Duke (N) (03/03/2022)
	21	Jackson St. (11/09/2021)
<b>FREE THROW PERCENTAGE</b>	1.000 (8-8)	Robert Morris (12/12/2021)
	1.000 (5-5)	vs Louisville (N) (03/04/2022)
<b>REBOUNDS</b>	57	Robert Morris (12/12/2021)
	53	Syracuse (02/03/2022)
<b>ASSISTS</b>	21	Syracuse (02/03/2022)
	20	Ark.-Pine Bluff (12/06/2021)
<b>STEALS</b>	15	vs Indiana (N) (11/27/2021)
	13	at Virginia (02/15/2022)
	13	at Boston College (01/23/2022)
	13	Ark.-Pine Bluff (12/06/2021)
<b>BLOCKED SHOTS</b>	9	at Virginia (02/15/2022)
	7	Bethune-Cookman (11/12/2021)
	7	Jackson St. (11/09/2021)
<b>TURNOVERS</b>	28	Bethune-Cookman (11/12/2021)
	24	at Virginia (02/15/2022)
	24	at Notre Dame (02/10/2022)
<b>FOULS</b>	25	vs Indiana (N) (11/27/2021)
	24	at North Carolina (02/06/2022)
	24	at Maryland (12/02/2021)
	24	Jackson St. (11/09/2021)

# TEAM GAME LOWS



<b>POINTS</b>	33	at South Carolina (03/20/2022)
	38	at North Carolina (02/06/2022)
	46	Georgia Tech (01/16/2022)
	46	Wake Forest (01/06/2022)
	47	vs NC State (N) (03/06/2022)
	47	vs Washington St. (N) (11/25/2021)
<b>FIELD GOALS MADE</b>	11	at South Carolina (03/20/2022)
	15	at North Carolina (02/06/2022)
<b>FIELD GOAL ATTEMPTS</b>	46	at South Carolina (03/20/2022)
	46	at Virginia (02/15/2022)
<b>FIELD GOAL PERCENTAGE</b>	.227 (15-66)	at North Carolina (02/06/2022)
	.239 (11-46)	at South Carolina (03/20/2022)
<b>3 PT FG MADE</b>	2	at Boston College (01/23/2022)
	3	vs NC State (N) (03/06/2022)
	3	vs Duke (N) (03/03/2022)
	3	Pittsburgh (02/17/2022)
<b>3 PT FG ATTEMPTS</b>	11	at Georgia Tech (02/20/2022)
	12	at Clemson (01/13/2022)
<b>3 PT FG PERCENTAGE</b>	.154 (2-13)	at Boston College (01/23/2022)
	.158 (3-19)	vs NC State (N) (03/06/2022)
<b>FREE THROWS MADE</b>	4	at North Carolina (02/06/2022)
	4	Georgia Tech (01/16/2022)
<b>FREE THROW ATTEMPTS</b>	5	vs Louisville (N) (03/04/2022)
	7	Georgia Tech (01/16/2022)
<b>FREE THROW PERCENTAGE</b>	.444 (4-9)	at North Carolina (02/06/2022)
	.455 (5-11)	at Notre Dame (02/10/2022)
<b>REBOUNDS</b>	22	at Maryland (12/02/2021)
	23	Florida St. (02/13/2022)
<b>ASSISTS</b>	6	at South Carolina (03/20/2022)
	6	Fla. Atlantic (11/18/2021)
<b>STEALS</b>	4	vs Notre Dame (N) (03/05/2022)
	5	vs NC State (N) (03/06/2022)
	5	at Wake Forest (01/27/2022)
<b>BLOCKED SHOTS</b>	0	vs Louisville (N) (03/04/2022)
	1	Florida St. (02/13/2022)
	1	at Clemson (01/13/2022)
	1	Ark.-Pine Bluff (12/06/2021)
	1	at Maryland (12/02/2021)
	1	vs Indiana (N) (11/27/2021)
<b>TURNOVERS</b>	10	vs Washington St. (N) (11/25/2021)
	10	Wake Forest (01/06/2022)
	12	vs South Fla. (N) (03/18/2022)
	12	at Wake Forest (01/27/2022)
	12	at Maryland (12/02/2021)
<b>FOULS</b>	12	vs Indiana (N) (11/27/2021)
	9	Stetson (11/14/2021)
	11	vs South Fla. (N) (03/18/2022)



# OPPONENT GAME HIGHS

<b>POINTS</b>	85	at North Carolina (02/06/2022)
	82	at Maryland (12/02/2021)
	79	at Boston College (01/23/2022)
	76	NC State (01/09/2022)
	70	at Virginia Tech (02/24/2022)
<b>FIELD GOALS MADE</b>	30	at Boston College (01/23/2022)
	29	NC State (01/09/2022)
<b>FIELD GOAL ATTEMPTS</b>	67	Syracuse (02/03/2022)
	66	Jackson St. (11/09/2021)
<b>FIELD GOAL PERCENTAGE</b>	.547 (29-53)	NC State (01/09/2022)
	.500 (30-60)	at Boston College (01/23/2022)
<b>3 PT FG MADE</b>	9	vs South Fla. (N) (03/18/2022)
	9	at Virginia Tech (02/24/2022)
	9	at North Carolina (02/06/2022)
	9	Syracuse (02/03/2022)
	9	at Boston College (01/23/2022)
<b>3 PT FG ATTEMPTS</b>	32	Syracuse (02/03/2022)
	29	at North Carolina (02/06/2022)
<b>3 PT FG PERCENTAGE</b>	.563 (9-16)	at Boston College (01/23/2022)
	.444 (8-18)	NC State (01/09/2022)
<b>FREE THROWS MADE</b>	25	at Maryland (12/02/2021)
	20	at North Carolina (02/06/2022)
<b>FREE THROW ATTEMPTS</b>	34	at Maryland (12/02/2021)
	25	at Florida St. (01/20/2022)
<b>FREE THROW PERCENTAGE</b>	.952 (20-21)	at North Carolina (02/06/2022)
	.947 (18-19)	at Virginia (02/15/2022)
<b>REBOUNDS</b>	53	at North Carolina (02/06/2022)
	49	at South Carolina (03/20/2022)
<b>ASSISTS</b>	23	Louisville (02/01/2022)
	22	Tulane (12/05/2021)
<b>STEALS</b>	12	Clemson (02/27/2022)
	12	at Virginia (02/15/2022)
	12	at Clemson (01/13/2022)
<b>BLOCKED SHOTS</b>	10	Bethune-Cookman (11/12/2021)
	8	at South Carolina (03/20/2022)
	8	NC State (01/09/2022)
<b>TURNOVERS</b>	28	Fla. Atlantic (11/18/2021)
	25	at Virginia (02/15/2022)
	25	Florida St. (02/13/2022)
	25	vs Washington St. (N) (11/25/2021)
<b>FOULS</b>	21	Jackson St. (11/09/2021)
	20	Pittsburgh (02/17/2022)
	20	at Virginia (02/15/2022)

# OPPONENT GAME LOWS



<b>POINTS</b>	39	at Georgia Tech (02/20/2022)
	39	Stetson (11/14/2021)
	40	Clemson (02/27/2022)
	43	Bethune-Cookman (11/12/2021)
	45	Georgia Tech (01/16/2022)
<b>FIELD GOALS MADE</b>	13	Bethune-Cookman (11/12/2021)
	14	at Georgia Tech (02/20/2022)
<b>FIELD GOAL ATTEMPTS</b>	14	Stetson (11/14/2021)
	40	Fla. Atlantic (11/18/2021)
<b>FIELD GOAL PERCENTAGE</b>	.236	(13-55) Bethune-Cookman (11/12/2021)
	.264	(14-53) Stetson (11/14/2021)
<b>3 PT FG MADE</b>	2	Clemson (02/27/2022)
	2	Georgia Tech (01/16/2022)
	2	Ark.-Pine Bluff (12/06/2021)
	2	vs Indiana (N) (11/27/2021)
	9	vs Indiana (N) (11/27/2021)
<b>3 PT FG ATTEMPTS</b>	12	at Virginia (02/15/2022)
	12	at Maryland (12/02/2021)
	.111	(2-18) Clemson (02/27/2022)
<b>3 PT FG PERCENTAGE</b>	.143	(2-14) Ark.-Pine Bluff (12/06/2021)
	4	vs Notre Dame (N) (03/05/2022)
<b>FREE THROWS MADE</b>	4	Stetson (11/14/2021)
<b>FREE THROW ATTEMPTS</b>	5	Stetson (11/14/2021)
	6	vs Notre Dame (N) (03/05/2022)
<b>FREE THROW PERCENTAGE</b>	.385	(5-13) at Wake Forest (01/27/2022)
	.524	(11-21) vs Indiana (N) (11/27/2021)
<b>REBOUNDS</b>	19	Robert Morris (12/12/2021)
	23	at Clemson (01/13/2022)
<b>ASSISTS</b>	5	at Virginia (02/15/2022)
	7	Clemson (02/27/2022)
	7	at Georgia Tech (02/20/2022)
	7	Wake Forest (01/06/2022)
	7	Robert Morris (12/12/2021)
<b>STEALS</b>	3	at Virginia Tech (02/24/2022)
	3	Pittsburgh (02/17/2022)
	3	at Wake Forest (01/27/2022)
<b>BLOCKED SHOTS</b>	0	vs South Fla. (N) (03/18/2022)
	0	Clemson (02/27/2022)
	0	at Virginia Tech (02/24/2022)
	0	Florida St. (02/13/2022)
	0	Robert Morris (12/12/2021)
	0	Stetson (11/14/2021)
<b>TURNOVERS</b>	9	vs NC State (N) (03/06/2022)
	10	Syracuse (02/03/2022)
<b>FOULS</b>	9	vs NC State (N) (03/06/2022)
	9	vs Louisville (N) (03/04/2022)



# MIAMI PLAYER GAME HIGHS

<b>POINTS</b>	27	Destiny Harden vs Louisville (N) (03/04/2022)
	24	Kelsey Marshall vs NC State (N) (03/06/2022)
	24	Kelsey Marshall at Maryland (12/02/2021)
	21	Kelsey Marshall at Virginia Tech (02/24/2022)
	21	Kelsey Marshall at Florida St. (01/20/2022)
<b>FIELD GOALS MADE</b>	11	Destiny Harden vs Louisville (N) (03/04/2022)
	9	Kelsey Marshall vs NC State (N) (03/06/2022)
<b>FIELD GOAL ATTEMPTS</b>	19	Kelsey Marshall vs NC State (N) (03/06/2022)
	19	Kelsey Marshall at Florida St. (01/20/2022)
	19	Kelsey Marshall at Maryland (12/02/2021)
	19	Kelsey Marshall vs Indiana (N) (11/27/2021)
<b>FIELD GOAL PERCENTAGE (min 5 made)</b>	1.000	(5-5) Lashae Dwyer vs Clemson (02/27/2022)
	.875	(7-8) Lola Pendande at Clemson (01/13/2022)
<b>3 PT FG MADE</b>	6	Kelsey Marshall at Notre Dame (02/10/2022)
	5	Maeva Djaldi-Tabdi at South Carolina (03/20/2022)
	5	Kelsey Marshall at Florida St. (01/20/2022)
	5	Kelsey Marshall vs Tulane (12/05/2021)
	5	Kelsey Marshall at Maryland (12/02/2021)
	5	Kelsey Marshall vs Jackson St. (11/09/2021)
<b>3 PT FG ATTEMPTS</b>	14	Kelsey Marshall at Florida St. (01/20/2022)
	12	Kelsey Marshall at Maryland (12/02/2021)
	12	Kelsey Marshall vs Jackson St. (11/09/2021)
<b>3 PT FG PERCENTAGE (min 2 made)</b>	1.000	(2-2) Mykea Gray vs Syracuse (02/03/2022)
	.800	(4-5) Destiny Harden vs Louisville (N) (03/04/2022)
<b>FREE THROWS MADE</b>	7	Kelsey Marshall vs Wake Forest (01/06/2022)
	7	Lashae Dwyer at Maryland (12/02/2021)
<b>FREE THROW ATTEMPTS</b>	8	Lola Pendande at Boston College (01/23/2022)
	8	Kelsey Marshall vs Wake Forest (01/06/2022)
<b>FREE THROW PERCENTAGE (min 3 made)</b>	1.000	(7-7) Lashae Dwyer at Maryland (12/02/2021)
	1.000	(6-6) Ja'Leah Williams at Wake Forest (01/27/2022)
	1.000	(4-4) Moulayna Johnson Sidi Baba at South Carolina (03/20/2022)
	1.000	(4-4) Kelsey Marshall vs NC State (N) (03/06/2022)
	1.000	(4-4) Karla Erjavec at Georgia Tech (02/20/2022)
	1.000	(4-4) Moulayna Johnson Sidi Baba vs Robert Morris (12/12/2021)
	1.000	(4-4) Ja'Leah Williams vs Tulane (12/05/2021)
	1.000	(4-4) Lashae Dwyer vs Tulane (12/05/2021)
	1.000	(3-3) Lola Pendande vs South Fla. (N) (03/18/2022)
	1.000	(3-3) Destiny Harden vs Duke (N) (03/03/2022)
	1.000	(3-3) Ja'Leah Williams vs Pittsburgh (02/17/2022)
	1.000	(3-3) Mykea Gray vs Louisville (02/01/2022)
	1.000	(3-3) Mykea Gray vs NC State (01/09/2022)
<b>REBOUNDS</b>	16	Moulayna Johnson Sidi Baba vs Syracuse (02/03/2022)
	15	Lola Pendande vs Robert Morris (12/12/2021)
<b>ASSISTS</b>	8	Karla Erjavec vs Syracuse (02/03/2022)
	7	Karla Erjavec vs Louisville (N) (03/04/2022)
	7	Ja'Leah Williams vs Ark.-Pine Bluff (12/06/2021)
<b>STEALS</b>	8	Lashae Dwyer vs Fla. Atlantic (11/18/2021)
	6	Ja'Leah Williams vs Ark.-Pine Bluff (12/06/2021)
<b>BLOCKED SHOTS</b>	4	Lola Pendande at Boston College (01/23/2022)
	4	Lola Pendande vs Jackson St. (11/09/2021)
<b>TURNOVERS</b>	6	Kelsey Marshall vs Georgia Tech (01/16/2022)
	6	Karla Erjavec vs Tulane (12/05/2021)
<b>FOULS</b>	5	Lola Pendande vs NC State (N) (03/06/2022)
	5	Lola Pendande at Virginia Tech (02/24/2022)
	5	Maeva Djaldi-Tabdi at Virginia (02/15/2022)
	5	Lashae Dwyer at North Carolina (02/06/2022)
	5	Maeva Djaldi-Tabdi vs Duke (01/18/2022)
	5	Naomi Mbandu at Maryland (12/02/2021)
	5	Lola Pendande vs Indiana (N) (11/27/2021)
	5	Maeva Djaldi-Tabdi vs Fla. Atlantic (11/18/2021)



# OPPONENT PLAYER GAME HIGHS



<b>POINTS</b>	26		Angel Reese at Maryland (12/02/2021)
	24		Delicia Washington at Clemson (01/13/2022)
	23		Taylor Soule at Boston College (01/23/2022)
	22		Ashley Owusu at Maryland (12/02/2021)
	21		Elena Tsineke vs South Fla. (N) (03/18/2022)
	21		Maddy Westbeld at Notre Dame (02/10/2022)
<b>FIELD GOALS MADE</b>	10		Kianna Smith vs Louisville (02/01/2022)
	10		Taylor Soule at Boston College (01/23/2022)
	10		Delicia Washington at Clemson (01/13/2022)
<b>FIELD GOAL ATTEMPTS</b>	20		Angel Reese at Maryland (12/02/2021)
	19		Teisha Hyman vs Syracuse (02/03/2022)
<b>FIELD GOAL PERCENTAGE (min 5 made)</b>	.833	(5-6)	Ameshya Williams-Holliday vs Jackson St. (11/09/2021)
	.800	(8-10)	Alyssa Ustby at North Carolina (02/06/2022)
<b>3 PT FG MADE</b>	4		Elissa Cunane vs NC State (01/09/2022)
	4		Aisha Sheppard at Virginia Tech (02/24/2022)
	4		Maddy Westbeld at Notre Dame (02/10/2022)
	4		Deja Kelly at North Carolina (02/06/2022)
	4		Naje Murray vs Syracuse (02/03/2022)
	4		Jewel Spear at Wake Forest (01/27/2022)
	4		Marnelle Garraud at Boston College (01/23/2022)
	4		Yazz Wazeerud-Din vs Stetson (11/14/2021)
<b>3 PT FG ATTEMPTS</b>	9		Elisa Pinzan vs South Fla. (N) (03/18/2022)
	9		Deja Kelly at North Carolina (02/06/2022)
	9		Naje Murray vs Syracuse (02/03/2022)
	9		Jewel Spear at Wake Forest (01/27/2022)
	9		Miela Goodchild vs Duke (01/18/2022)
	9		Tatum Hayes vs Bethune-Cookman (11/12/2021)
<b>3 PT FG PERCENTAGE (min 2 made)</b>	1.000	(3-3)	Delicia Washington at Clemson (01/13/2022)
	.800	(4-5)	Maddy Westbeld at Notre Dame (02/10/2022)
<b>FREE THROWS MADE</b>	12		Ashley Owusu at Maryland (12/02/2021)
	7		Elissa Cunane vs NC State (N) (03/06/2022)
	7		Shayeann Day-Wilson vs Duke (N) (03/03/2022)
	7		Chrislyn Carr vs Syracuse (02/03/2022)
	7		Sol Castro vs Robert Morris (12/12/2021)
	7		Sol Castro vs Robert Morris (12/12/2021)
<b>FREE THROW ATTEMPTS</b>	14		Ashley Owusu at Maryland (12/02/2021)
	12		Sol Castro vs Robert Morris (12/12/2021)
	12		Angel Reese at Maryland (12/02/2021)
<b>FREE THROW PERCENTAGE (min 3 made)</b>	1.000	(7-7)	Chrislyn Carr vs Syracuse (02/03/2022)
	1.000	(6-6)	Elizabeth Kitley at Virginia Tech (02/24/2022)
	1.000	(6-6)	Mir McLean at Virginia (02/15/2022)
<b>REBOUNDS</b>	16		Aliyah Boston at South Carolina (03/20/2022)
	15		Angel Reese at Maryland (12/02/2021)
<b>ASSISTS</b>	10		Arsula Clark vs Tulane (12/05/2021)
	10		Keshuna Luckett vs Jackson St. (11/09/2021)
<b>STEALS</b>	4		Delicia Washington vs Clemson (02/27/2022)
	4		Mir McLean at Virginia (02/15/2022)
	4		Taylor Valladay at Virginia (02/15/2022)
	4		Hannah Hank at Clemson (01/13/2022)
	4		Diamond Johnson vs NC State (01/09/2022)
	4		Krystal Freeman vs Tulane (12/05/2021)
	4		Johanna Teder vs Washington St. (N) (11/25/2021)
	4		Imani Reid vs Bethune-Cookman (11/12/2021)
<b>BLOCKED SHOTS</b>	5		Khadjah Brown vs Ark.-Pine Bluff (12/06/2021)
	4		Kamilla Cardoso at South Carolina (03/20/2022)
	4		Elissa Cunane vs NC State (01/09/2022)
	4		Bella Murekatete vs Washington St. (N) (11/25/2021)
<b>TURNOVERS</b>	8		Moon Ursin vs Tulane (12/05/2021)
	8		Grace Berger vs Indiana (N) (11/27/2021)
<b>FOULS</b>	5		Celeste Taylor vs Duke (N) (03/03/2022)
	5		London Clarkson at Virginia (02/15/2022)
	5		Teisha Hyman vs Syracuse (02/03/2022)



# CATEGORY LEADERS

## Points

##	Player	G	Pts	Pts/G
20	Marshall, Kelsey	34	466	13.7
12	Williams, Ja'Leah	34	248	7.3
21	Pendande, Lola	34	238	7.0
25	Erjavec, Karla	34	230	6.8
33	Djaldi-Tabdi, Maeva	34	219	6.4
3	Harden, Destiny	24	184	7.7
5	Gray, Mykea	31	147	4.7
35	Mbandu, Naomi	33	116	3.5
13	Dwyer, Lashae	30	105	3.5
4	Roberts, Jasmyne	28	54	1.9
1	Johnson Sidi Baba, Moulayna	31	48	1.5
23	Fraile Ruiz, Paula	12	12	1.0
22	Okafor, Chiso	7	3	0.4

## Scoring Average

##	Player	G	Pts	Pts/G
20	Marshall, Kelsey	34	466	13.7
3	Harden, Destiny	24	184	7.7
12	Williams, Ja'Leah	34	248	7.3
21	Pendande, Lola	34	238	7.0
25	Erjavec, Karla	34	230	6.8
33	Djaldi-Tabdi, Maeva	34	219	6.4
5	Gray, Mykea	31	147	4.7
35	Mbandu, Naomi	33	116	3.5
13	Dwyer, Lashae	30	105	3.5
4	Roberts, Jasmyne	28	54	1.9
1	Johnson Sidi Baba, Moulayna	31	48	1.5
23	Fraile Ruiz, Paula	12	12	1.0
22	Okafor, Chiso	7	3	0.4

## Field Goal Percentage

##	Player	FG	Att	Pct
21	Pendande, Lola	99	187	.529
4	Roberts, Jasmyne	22	47	.468
3	Harden, Destiny	71	162	.438
23	Fraile Ruiz, Paula	6	14	.429
12	Williams, Ja'Leah	97	233	.416
33	Djaldi-Tabdi, Maeva	89	221	.403
20	Marshall, Kelsey	164	411	.399
35	Mbandu, Naomi	45	116	.388
25	Erjavec, Karla	79	205	.385
13	Dwyer, Lashae	35	100	.350
5	Gray, Mykea	44	155	.284
22	Okafor, Chiso	1	4	.250
1	Johnson Sidi Baba, Moulayna	14	70	.200

## Field Goal Attempts

##	Player	G	Att	Att/G
20	Marshall, Kelsey	34	411	12.1
12	Williams, Ja'Leah	34	233	6.9
33	Djaldi-Tabdi, Maeva	34	221	6.5
25	Erjavec, Karla	34	205	6.0
21	Pendande, Lola	34	187	5.5

## Field Goals Made

##	Player	G	Made	Made/G
20	Marshall, Kelsey	34	164	4.8
21	Pendande, Lola	34	99	2.9
12	Williams, Ja'Leah	34	97	2.9
33	Djaldi-Tabdi, Maeva	34	89	2.6
25	Erjavec, Karla	34	79	2.3

## 3-Point FG Percentage

##	Player	3FG	Att	Pct
4	Roberts, Jasmyne	5	13	.385
25	Erjavec, Karla	37	103	.359
3	Harden, Destiny	15	44	.341
20	Marshall, Kelsey	82	241	.340
5	Gray, Mykea	23	76	.303
33	Djaldi-Tabdi, Maeva	23	78	.295
13	Dwyer, Lashae	5	24	.208
35	Mbandu, Naomi	6	32	.188
12	Williams, Ja'Leah	5	30	.167
1	Johnson Sidi Baba, Moulayna	4	31	.129

## 3-Point FG Attempts

##	Player	G	Att	Att/G
20	Marshall, Kelsey	34	241	7.1
25	Erjavec, Karla	34	103	3.0
33	Djaldi-Tabdi, Maeva	34	78	2.3
5	Gray, Mykea	31	76	2.5
3	Harden, Destiny	24	44	1.8

## 3-Point FG Made

##	Player	G	Made	Made/G
20	Marshall, Kelsey	34	82	2.4
25	Erjavec, Karla	34	37	1.1
33	Djaldi-Tabdi, Maeva	34	23	0.7
5	Gray, Mykea	31	23	0.7
3	Harden, Destiny	24	15	0.6

# CATEGORY LEADERS



2021-22 SEASON

## Free Throw Percentage

##	Player	Made	Att	Pct
25	Erjavec, Karla	35	44	.795
5	Gray, Mykea	36	48	.750
35	Mbandu, Naomi	20	28	.714
20	Marshall, Kelsey	56	79	.709
12	Williams, Ja'Leah	49	70	.700
3	Harden, Destiny	27	39	.692
21	Pendande, Lola	40	58	.690
1	Johnson Sidi Baba, Moulayna	16	24	.667
13	Dwyer, Lashae	30	47	.638
33	Djaldi-Tabdi, Maeva	18	29	.621
4	Roberts, Jasmyne	5	9	.556
22	Okafor, Chiso	1	4	.250

## Rebounds

##	Player	G	Reb	Reb/G
21	Pendande, Lola	34	165	4.9
12	Williams, Ja'Leah	34	140	4.1
33	Djaldi-Tabdi, Maeva	34	115	3.4
20	Marshall, Kelsey	34	114	3.4
1	Johnson Sidi Baba, Moulayna	31	109	3.5

## Rebounds Average

##	Player	G	Reb	Reb/G
21	Pendande, Lola	34	165	4.9
3	Harden, Destiny	24	100	4.2
12	Williams, Ja'Leah	34	140	4.1
1	Johnson Sidi Baba, Moulayna	31	109	3.5
33	Djaldi-Tabdi, Maeva	34	115	3.4

## Offensive Rebounds

##	Player	G	OReb	OReb/G
12	Williams, Ja'Leah	34	60	1.8
21	Pendande, Lola	34	59	1.7
33	Djaldi-Tabdi, Maeva	34	45	1.3
35	Mbandu, Naomi	33	31	0.9
3	Harden, Destiny	24	27	1.1

## Defensive Rebounds

##	Player	G	DReb	DReb/G
20	Marshall, Kelsey	34	107	3.1
21	Pendande, Lola	34	106	3.1
1	Johnson Sidi Baba, Moulayna	31	87	2.8
25	Erjavec, Karla	34	82	2.4
12	Williams, Ja'Leah	34	80	2.4

## Fouls

##	Player	G	PF	PF/G
21	Pendande, Lola	34	95	2.8
33	Djaldi-Tabdi, Maeva	34	79	2.3
20	Marshall, Kelsey	34	65	1.9
12	Williams, Ja'Leah	34	59	1.7
13	Dwyer, Lashae	30	56	1.9

## Foul Outs

##	Player	G	FO
21	Pendande, Lola	34	3
33	Djaldi-Tabdi, Maeva	34	3
35	Mbandu, Naomi	33	1
13	Dwyer, Lashae	30	1

## Free Throw Attempts

##	Player	G	Att	Att/G
20	Marshall, Kelsey	34	79	2.3
12	Williams, Ja'Leah	34	70	2.1
21	Pendande, Lola	34	58	1.7
5	Gray, Mykea	31	48	1.5
13	Dwyer, Lashae	30	47	1.6

## Free Throws Made

##	Player	G	Made	Made/G
20	Marshall, Kelsey	34	56	1.6
12	Williams, Ja'Leah	34	49	1.4
21	Pendande, Lola	34	40	1.2
5	Gray, Mykea	31	36	1.2
25	Erjavec, Karla	34	35	1.0

## Assists

##	Player	G	Ast	Ast/G
25	Erjavec, Karla	34	94	2.8
20	Marshall, Kelsey	34	91	2.7
12	Williams, Ja'Leah	34	75	2.2
5	Gray, Mykea	31	43	1.4
35	Mbandu, Naomi	33	31	0.9

## Steals

##	Player	G	Stl	Stl/G
12	Williams, Ja'Leah	34	65	1.9
20	Marshall, Kelsey	34	45	1.3
13	Dwyer, Lashae	30	38	1.3
3	Harden, Destiny	24	32	1.3
25	Erjavec, Karla	34	26	0.8

## Blocked Shots

##	Player	G	Blk	Blk/G
33	Djaldi-Tabdi, Maeva	34	39	1.1
21	Pendande, Lola	34	28	0.8
20	Marshall, Kelsey	34	9	0.3
12	Williams, Ja'Leah	34	7	0.2
35	Mbandu, Naomi	33	7	0.2

## Minutes

##	Player	G	Min	Min/G
20	Marshall, Kelsey	34	1084	31:53
25	Erjavec, Karla	34	974	28:40
12	Williams, Ja'Leah	34	915	26:55
21	Pendande, Lola	34	661	19:27
33	Djaldi-Tabdi, Maeva	34	577	16:59

## Turnovers

##	Player	G	TO	TO/G
20	Marshall, Kelsey	34	85	2.5
25	Erjavec, Karla	34	74	2.2
12	Williams, Ja'Leah	34	69	2.0
21	Pendande, Lola	34	61	1.8
33	Djaldi-Tabdi, Maeva	34	51	1.5



# SPECIALTY STATISTICS

Opponent	T/O	2ndCh	Points			Lead		W/L Score	Leads overcome
			Paint	FastB	Bench	Ties	Changes		
Jackson St.	8	11	22	11	25	1	2	W, 72-67	trailed by 2, 1st-8:17
Bethune-Cook	13	5	22	7	10	-	-	W, 55-43	
Stetson	19	10	26	6	14	5	4	W, 54-39	trailed by 7, 1st-1:13
FAU	26	14	24	6	20	2	2	W, 56-46	trailed by 7, 1st-3:15
Washington St.	24	8	22	6	13	2	2	L, 62-47	
Indiana	21	3	30	8	6	2	5	L, 53-51	
Maryland	15	7	30	15	24	16	11	L, 82-74	
Tulane	13	22	20	6	11	6	7	W, 70-63	trailed by 7, 1st-2:11
UAPB	19	16	42	20	19	-	-	W, 78-65	
Robert Morris	22	29	48	13	48	3	6	W, 86-45	trailed by 3, 1st-8:05
Wake Forest	12	8	24	12	20	2	5	L, 47-46	
NC State	10	7	22	5	32	1	6	L, 76-64	
Clemson	30	6	40	6	24	5	9	W, 69-60	trailed by 5, 1st-7:15
Georgia Tech	14	5	26	4	16	3	2	W, 46-45	trailed by 9, 1st-1:34
Duke	7	4	24	9	22	3	3	L, 58-49	
Florida St.	14	14	8	7	15	7	11	W, 59-52	trailed by 10, 2nd-9:13
Boston College	19	8	28	8	10	5	8	L, 79-66	
Wake Forest	11	9	30	22	15	9	10	W, 66-59	trailed by 4, 4th-9:40
Louisville	18	8	28	13	18	5	15	L, 69-66	
Syracuse	11	8	42	14	30	-	-	W, 71-65	
UNC	21	21	32	15	22	-	-	L, 85-38	
Notre Dame	12	7	16	9	13	1	2	L, 69-53	
Florida St.	35	8	30	16	20	1	3	W, 76-59	trailed by 2, 1st-9:43
Virginia	18	11	18	12	20	-	-	W, 71-55	
Pittsburgh	22	0	24	16	23	0	2	W, 60-50	trailed by 1, 1st-8:03
Georgia Tech	17	2	30	10	14	1	1	W, 51-39	trailed by 2, 1st-8:04
Virginia Tech	18	6	30	10	7	3	4	L, 70-63	
Clemson	19	14	34	7	38	1	0	W, 76-40	
Duke	21	1	26	7	12	6	8	W, 61-55	trailed by 9, 1st-0:14
Louisville	16	7	20	6	18	4	3	W, 61-59	trailed by 16, 4th-9:15
Notre Dame	17	10	24	4	13	3	10	W, 57-54	trailed by 2, 2nd-3:49
NC State	12	6	24	9	2	2	4	L, 60-47	
South Florida	18	6	36	8	29	0	1	W, 78-66	trailed by 1, 1st-9:48
South Carolina	16	4	8	4	21	0	1	L, 49-33	
<b>Totals</b>	<b>588</b>	<b>305</b>	<b>910</b>	<b>331</b>	<b>644</b>	<b>99</b>	<b>147</b>		
<i>Average/Game</i>	<i>17.3</i>	<i>9.0</i>	<i>26.8</i>	<i>9.7</i>	<i>19.0</i>				
<b>Opponent</b>	<b>483</b>	<b>796</b>	<b>304</b>	<b>216</b>	<b>400</b>				
<i>Average/Game</i>	<i>14.2</i>	<i>23.4</i>	<i>8.9</i>	<i>6.4</i>	<i>11.8</i>				

2021-22 SEASON

# PLAYER GAME-BY-GAME PTS-REB-AST



Opponent	Date	Score	1	3	4	5	12	13	20	21	22	23	25		
			JOHNSON SI	HARDEN,DES	ROBERTS,JA	GRAY,MYKEA	WILLIAMS,J	DWYER,LASH	MARSHALL,K	PENDANDE,L	OKAFOR,CHI	FRALIE RUI	ERJAVEC,KA		
Jackson St.	11/09/2021	72-67	W	3-5-1	DNP	0-0-0	6-4-6	3-3-2	5-1-1	19-6-3	12-7-2	2-2-0	DNP	3-3-1	
Bethune-Cookman	11/12/2021	55-43	W	3-9-0	DNP	0-2-0	12-2-4	1-4-1	2-4-0	11-3-3	6-7-1	0-1-0	DNP	8-2-2	
Stetson	11/14/2021	54-39	W	2-4-0	DNP	DNP	9-3-2	2-4-0	0-1-2	7-8-6	8-5-0	0-0-1	DNP	9-3-1	
Fla. Atlantic	11/18/2021	56-46	W	4-5-0	DNP	DNP	7-1-2	3-3-0	9-2-0	14-2-2	6-6-0	0-1-0	DNP	5-4-1	
vs Washington St.	11/25/2021	47-62	L	6-2-1	DNP	0-1-0	8-5-1	5-3-1	1-2-1	7-1-3	9-4-0	DNP	DNP	11-1-0	
vs Indiana	11/27/2021	51-53	L	0-1-1	DNP	2-1-1	0-1-1	5-3-1	0-1-0	20-4-1	8-5-1	1-2-0	DNP	5-3-3	
at Maryland	12/02/2021	74-82	L	0-2-0	DNP	0-0-0	0-3-0	8-1-3	11-4-1	24-1-6	4-1-0	0-0-0	DNP	13-5-3	
Tulane	12/05/2021	70-63	W	0-7-1	DNP	0-2-0	DNP	15-5-2	10-1-0	19-4-3	6-9-2	DNP	DNP	12-1-5	
Ark.-Pine Bluff	12/06/2021	78-65	W	0-1-0	DNP	4-2-1	DNP	14-5-7	8-5-2	19-5-0	11-5-1	0-0-0	DNP	6-3-5	
Robert Morris	12/12/2021	86-45	W	6-4-0	DNP	9-4-2	6-4-1	6-4-1	15-6-5	5-2-4	10-15-1	DNP	4-1-1	14-2-2	
Wake Forest	01/06/2022	46-47	L	11-0-1	0-1-0	0-0-0	6-0-0	10-2-2	4-1-0	12-2-3	2-5-0	DNP	DNP	0-0-4	6-4-2
NC State	01/09/2022	64-76	L	2-2-0	8-4-0	DNP	8-0-2	15-5-3	2-2-1	17-2-5	0-4-0	DNP	DNP	0-3-1	
at Clemson	01/13/2022	69-60	W	4-6-1	10-1-2	7-7-0	DNP	6-4-1	DNP	6-5-2	16-4-1	DNP	DNP	0-0-4	7-1-4
Georgia Tech	01/16/2022	46-45	W	0-5-1	0-1-1	0-0-0	0-0-3	9-6-0	6-0-1	12-5-0	6-2-1	DNP	DNP	3-5-3	
Duke	01/18/2022	49-58	L	0-6-0	0-2-0	0-0-0	2-1-0	8-2-0	1-4-1	15-4-4	0-5-0	DNP	DNP	4-3-2	
at Florida St.	01/20/2022	59-52	W	3-2-1	10-5-0	2-3-0	10-4-0	5-6-2	0-0-0	21-5-2	5-9-0	DNP	DNP	0-0-0	3-2-5
at Boston College	01/23/2022	66-79	L	0-0-0	10-5-2	0-0-2	1-0-0	12-5-3	3-1-1	10-3-2	13-6-2	DNP	DNP	11-1-4	
at Wake Forest	01/27/2022	66-59	W	0-1-0	13-7-1	0-0-0	0-0-1	8-10-4	4-4-1	16-4-3	6-5-0	DNP	DNP	8-4-4	
Louisville	02/01/2022	66-69	L	DNP	13-8-0	DNP	7-2-2	16-3-5	0-2-0	11-0-4	2-2-1	DNP	DNP	6-3-1	
Syracuse	02/03/2022	71-65	W	016-3	6-2-2	6-5-1	8-0-0	8-7-2	0-1-1	10-4-4	14-6-0	DNP	DNP	3-5-8	
at North Carolina	02/06/2022	38-85	L	0-6-0	2-5-0	3-1-0	3-0-1	4-4-3	3-3-0	15-0-1	6-1-0	DNP	2-2-1	0-0-6	
at Notre Dame	02/10/2022	53-69	L	DNP	8-4-4	2-1-0	9-0-0	0-5-4	0-1-1	18-3-1	5-6-0	DNP	DNP	2-0-0	9-2-3
Florida St.	02/13/2022	76-59	W	DNP	6-0-1	2-0-0	0-1-2	12-4-1	0-0-0	12-4-5	8-6-2	DNP	2-0-0	15-2-5	
at Virginia	02/15/2022	71-55	W	0-1-0	16-3-1	2-1-2	6-1-0	8-6-4	0-0-0	15-7-2	5-2-0	DNP	DNP	0-0-4	7-4-4
Pittsburgh	02/17/2022	60-50	W	3-0-1	10-3-0	10-4-0	6-1-0	11-6-0	0-0-0	10-2-3	2-3-2	DNP	DNP	4-1-1	
at Georgia Tech	02/20/2022	51-39	W	0-0-0	2-6-0	2-2-1	0-1-1	6-3-3	0-1-0	9-3-0	8-5-0	DNP	DNP	12-1-2	
at Virginia Tech	02/24/2022	63-70	L	0-1-0	13-5-1	0-0-0	2-0-1	8-4-1	2-0-0	21-4-2	10-4-0	DNP	DNP	4-2-2	
Clemson	02/27/2022	76-40	W	0-3-1	1-3-1	3-4-0	7-4-3	4-2-3	11-2-2	19-2-3	8-2-0	DNP	2-0-0	6-6-1	
vs Duke	03/03/2022	61-55	W	0-0-0	11-9-2	DNP	7-4-3	7-2-0	0-0-0	10-4-4	11-4-2	DNP	DNP	10-2-2	
vs Louisville	03/04/2022	61-59	W	0-0-1	27-10-0	0-0-1	6-1-1	8-5-4	DNP	2-0-2	6-3-0	DNP	DNP	0-1-7	
vs Notre Dame	03/05/2022	57-54	W	5-2-0	6-7-0	DNP	6-0-3	4-2-4	DNP	18-5-3	6-6-1	DNP	DNP	10-4-0	
vs NC State	03/06/2022	47-60	L	0-2-0	6-4-0	01-0	0-0-0	5-7-2	DNP	24-4-2	8-6-0	DNP	0-0-0	2-3-1	
vs South Fla.	03/18/2022	78-66	W	2-1-0	2-3-1	0-0-0	5-0-1	10-1-3	8-2-0	12-2-1	11-5-0	DNP	0-1-0	14-5-3	
at South Carolina	03/20/2022	33-49	L	4-5-0	4-2-0	0-0-0	0-0-2	2-4-1	0-1-0	6-4-2	0-0-0	DNP	0-0-0	0-1-0	

Opponent	Date	Score	33	35	
			DJALI-TAB	MBANDU,MAO	
Jackson St.	11/09/2021	72-67	W	12-5-1	7-8-2
Bethune-Cookman	11/12/2021	55-43	W	4-5-1	8-4-2
Stetson	11/14/2021	54-39	W	10-4-0	7-6-2
Fla. Atlantic	11/18/2021	56-46	W	4-1-0	4-9-1
vs Washington St.	11/25/2021	47-62	L	0-0-0	0-3-0
vs Indiana	11/27/2021	51-53	L	3-4-0	7-2-2
at Maryland	12/02/2021	74-82	L	13-2-0	1-2-2
Tulane	12/05/2021	70-63	W	2-8-2	6-2-0
Ark.-Pine Bluff	12/06/2021	78-65	W	7-6-1	9-4-3
Robert Morris	12/12/2021	86-45	W	8-4-0	3-4-2
Wake Forest	01/06/2022	46-47	L	5-3-1	0-2-1
NC State	01/09/2022	64-76	L	12-5-0	0-2-0
at Clemson	01/13/2022	69-60	W	13-5-1	0-1-0
Georgia Tech	01/16/2022	46-45	W	5-1-1	5-2-0
Duke	01/18/2022	49-58	L	19-5-1	0-0-0
at Florida St.	01/20/2022	59-52	W	0-5-0	0-1-0
at Boston College	01/23/2022	66-79	L	6-1-0	0-1-0
at Wake Forest	01/27/2022	66-59	W	7-9-0	4-1-0
Louisville	02/01/2022	66-69	L	9-4-1	2-1-0
Syracuse	02/03/2022	71-65	W	14-2-0	2-1-0
at North Carolina	02/06/2022	38-85	L	0-6-0	DNP
at Notre Dame	02/10/2022	53-69	L	0-4-1	0-3-0
Florida St.	02/13/2022	76-59	W	10-1-1	9-1-2
at Virginia	02/15/2022	71-55	W	6-4-1	6-3-3
Pittsburgh	02/17/2022	60-50	W	0-4-0	4-6-1
at Georgia Tech	02/20/2022	51-39	W	10-4-2	2-2-2
at Virginia Tech	02/24/2022	63-70	L	3-5-0	0-2-0
Clemson	02/27/2022	76-40	W	7-4-2	8-7-1
vs Duke	03/03/2022	61-55	W	3-0-1	2-1-0
vs Louisville	03/04/2022	61-59	W	0-0-0	12-2-1
vs Notre Dame	03/05/2022	57-54	W	2-2-0	0-3-1
vs NC State	03/06/2022	47-60	L	0-6-1	2-1-1
vs South Fla.	03/18/2022	78-66	W	10-2-0	4-4-2
at South Carolina	03/20/2022	33-49	L	15-3-1	2-3-0

2021-22 SEASON





# HURRICANE RECORDS

Team Game Records .....	94-95
Team ACC Game Records .....	95
Team Season Records .....	96
Individual Game Records .....	97-98
Individual ACC Game Records.....	98
Individual Season Records.....	99-100
Individual Career Records .....	101-102
NCAA Tournament Records .....	103-106
WNIT Records .....	107-110
ACC Tournament Records.....	111-114
Watsco Center Records .....	115
Miscellaneous Records.....	116
Overtime Games .....	117
100-Point Games.....	118
Halftime Comebacks .....	119-120
All-Time Comebacks .....	120
Against Ranked Opponents .....	121-124
Last Time It Happened .....	125
Yearly Leaders.....	126-128
1,000 Points Club .....	129-132
Year-By-Year Stats .....	133-134



# TEAM GAME RECORDS

## MARGIN OF VICTORY

Category	Points	Opponent	Date
Largest Margin of Victory	81	Prairie View A&M (UM, 107-26)	1/17/11
Largest Margin of Defeat	69	at Texas (UT, 112-43)	2/17/86
Largest Margin of Victory at Home	81	Prairie View A&M (UM, 107-26)	1/17/11
Largest Margin of Defeat at Home	58	Maryland (MD, 111-53)	1/10/07
Largest Margin of Victory on Road	63	at Miami-Dade New World (UM, 98-35)	12/10/79
		at Broward Central (UM, 101-38)	11/28/79
Largest Margin of Defeat on Road	69	at Texas (UT, 112-43)	2/17/86

## POINTS

Category	Points	Opponent	Date
Most Points	112	Stetson	1/12/91
Fewest Points	21	Miami-Dade North	1/9/73
Most Points Allowed	112	at Texas	2/17/86
Fewest Points Allowed	19	Miami-Dade New World	2/14/80
Most Points in an ACC Game	100	North Carolina	1/26/17
Most Points at Home	112	Stetson	1/12/91
Most Points on Road	111	at CSU Bakersfield	11/15/09
Most Points Neutral	98	vs. Stetson&	3/7/91
Most Points in a Loss	93	Duke (2OT)	2/19/06
Most Points Combined	204	at CSU Bakersfield (UM, 111-93)	11/15/09

## POINTS IN A QUARTER\*

Category	Points	Opponent	Date
Most Points in a Quarter	33	Alabama (2nd)	12/21/18
Fewest Points in a Quarter	1	at Colorado (1st)	11/18/17
Most Points Allowed in a Quarter	33	vs. Quinnipiac (4th)!	3/17/18
Fewest Points Allowed in a Quarter	0	vs. UNC Asheville (2nd)	12/20/19
Most Points Combined in a Quarter	52	North Carolina (UM, 27-25, 4th)	1/26/17
Fewest Points Combined in a Quarter	8	at Colorado (CU, 7-1, 1st)	11/18/17
Largest Positive Margin in a Quarter	+22	Clemson (UM, 28-4, 2nd)	2/27/22
Largest Negative Margin in a Quarter	-26	at North Carolina (UNC, 28-2, 1st)	2/6/22
Most Points in a Quarter at Home	31	North Carolina (3rd)	1/26/17
Most Points Allowed in a Quarter at Home	28	Florida State (1st)	2/11/18
		Florida State (3rd)	12/29/16
Most Points in a Quarter on the Road	29	at Notre Dame (4th)	2/14/16
Most Points Allowed in a Quarter on the Road	32	at Syracuse (1st)	1/17/21
Most Points in a Quarter at Neutral Site	30	vs. Indiana (3rd)	12/20/15
Most Points Allowed in a Quarter at Neutral Site	29	vs. Baylor (2nd)	12/19/15

\* - NCAA switched to the quarter system in advance of the 2015-16 season

## FIELD GOALS

Category	FG	Opponent	Date
Most Field Goal Attempts	102	FIU	1/15/80
Fewest Field Goal Attempts	41	Rutgers	2/6/97
Most Field Goals Made	51	FIU	1/27/81
Fewest Field Goals Made	9	Rutgers	12/16/12
Highest Field Goal Percentage	.661 (39-59)	Bethune-Cookman	12/1/87
Lowest Field Goal Percentage	.191 (9-47)	Rutgers	12/16/12

## FREE THROWS

Category	FT	Opponent	Date
Most Free Throw Attempts	56	Homestead AFB	1/14/76
Fewest Free Throw Attempts	2	Illinois-Chicago	12/16/89
Most Free Throws Made	35*	Pittsburgh	1/21/99
Fewest Free Throws Made	1	at West Virginia	1/8/02
Highest Free Throw Percentage (min. 10 att)	1.000 (12-12)*	Jacksonville	11/13/07
Lowest Free Throw Percentage	.143 (1-7)	at West Virginia	1/8/02



# TEAM GAME RECORDS



## REBOUNDS

Category	Reb	Opponent	Date
Most Rebounds	72	Stetson@	3/4/82
Fewest Rebounds	18	Stetson	2/13/89

## ASSISTS

Category	Ast	Opponent	Date
Most Assists	32*	North Carolina A&T	12/28/05
Fewest Assists	0	Illinois	12/14/85

## BLOCKED SHOTS

Category	Blk	Opponent	Date
Most Blocked Shots	12	FIU	2/21/81
Fewest Blocked Shots	0*	Syracuse	1/17/21

## STEALS

Category	Stl	Opponent	Date
Most Steals	38	Broward Central	2/12/80
Fewest Steals	1*	Villanova&	3/10/03

## TURNOVERS

Category	TO	Opponent	Date
Most Turnovers	50	Florida	1/12/80
Fewest Turnovers	3	Boston College	2/1/92

## PERSONAL FOULS

Category	PF	Opponent	Date
Fewest Personal Fouls	5	Seton Hall	1/5/92

\* - recorded more than once with most recent listed

vs. - neutral site game

\$ - NSWAC Tournament game

! - NCAA Tournament game

@ - FAIAW State Championship Tournament game

& - BIG EAST Tournament game

# TEAM ACC GAME RECORDS

CATEGORY	STAT	OPPONENT	DATE
Scoring	100	North Carolina	1/26/17
Field Goals Made	38	North Carolina	1/26/17
Field Goals Attempted	82	North Carolina	2/21/08
Field Goal Percentage	.638	Georgia Tech	2/26/17
3-Point Field Goals Made	13	Clemson	2/16/20
3-Point Field Goals Attempted	37	Duke	1/18/15
3-Point Field Goal % (min. 5 FGM)	.643	Georgia Tech	1/13/08
Free Throws Made	34	Boston College	1/27/19
Free Throws Attempted	49	Boston College	1/27/19
Free Throw Percentage (min. 10 att)	.941	North Carolina	1/26/17
Assists	26	Pittsburgh	2/15/18
Rebounds	57	Virginia Tech	2/23/17
Offensive Rebounds	24	Virginia Tech	1/24/10
Defensive Rebounds	36	Virginia Tech	2/23/17
Steals	22	North Carolina	2/8/12
Blocked Shots	10	Notre Dame	1/8/15



# TEAM SEASON RECORDS

## POINTS

Category	G	Pts	PPG	Year
Most Points	36	2,693	74.8	2009-10
Fewest Points	8	283	35.4	1972-73
Highest Scoring Average	33	2,636	79.9	2010-11
Lowest Scoring Average#	30	1,810	60.3	2007-08

## FIELD GOALS

Category	G	FG	Year
Most FG Attempts	38	2,638	1980-81
Fewest FG Attempts#	29	1,164	1989-90
Most FG Made	38	1,096	1980-81
Fewest FG Made#	22	530	2020-21
Highest FG Percentage	28	.485 (859-1,172)	1984-85
Lowest FG Percentage#	27	.354 (631-1,780)	1993-94

## FREE THROWS

Category	G	FT	Year
Most FT Attempts	39	774	1980-81
Fewest FT Attempts#	22	368	2020-21
Most FT Made	36	521	2009-10
Fewest FT Made#	22	246	2020-21
Highest FT Percentage	30	.750 (437-583)	2005-06
Lowest FT Percentage#	27	.531 (282-531)	1982-83

## REBOUNDS

Category	G	Reb	RPG	Year
Most Rebounds	39	1,733	44.4	1980-81
Fewest Rebounds#	22	808	36.7	2020-21
Highest Rebounding Avg.	29	1,376	47.4	1980-81
Lowest Rebounding Avg.#	30	921	30.7	1986-87

## ASSISTS

Category	G	Ast	Year
Most Assists	32	559	1991-92
Fewest Assists#	27	255	1994-95

## BLOCKED SHOTS

Category	G	Blk	Year
Most Blocked Shots	34	156	1979-80
Fewest Blocked Shots#	30	16	1986-87

## STEALS

Category	G	Stl	Year
Most Steals	34	582	1979-80
Fewest Steals#	22	156	2020-21

## TURNOVERS

Category	G	TO	Year
Most Turnovers	38	931	1980-81
Fewest Turnovers#	22	302	2020-21

## PERSONAL FOULS

Category	G	PF/FO	Year
Most Personal Fouls	39	768	1980-81
Fewest Personal Fouls#	22	344	2020-21
Fewest Disqualifications#	22	0	2020-21

## WINS AND LOSSES

Category	W/L	Record	Year
Most Wins	30	30-2	1991-92
Fewest Wins	2	2-6	1972-73
Most Losses	21	9-21	2007-08
Fewest Losses	2	30-2	1991-92

## WINNING PERCENTAGE

Category	W-L	Pct.	Year
Best Winning Percentage	30-2	.938	1991-92
Worst Winning Percentage	2-6	.250	1972-73

## GAMES PLAYED

Category	G	Record	Year
Most Games Played	39	24-15	1980-81
Fewest Games Played	8	2-6	1972-73

\* - recorded more than once with most recent listed

# - statistic first recorded in 1979

# INDIVIDUAL GAME RECORDS



## SCORING

### SINGLE-GAME SCORING

Name	Opponent (date)	Pts
1. Renee Taylor	at Houston (12/19/06)	42
2. Frances Savage	vs. Providence (3/8/92)	41
Maria Rivera	vs. UCF (2/25/88)	41
4. Octavia Blue	vs. Florida Atlantic (11/25/97)	40
Frances Savage	vs. FIU (2/24/89)	40
Maria Rivera	vs. Illinois (12/30/87)	40
Wendy Foote	vs. Miami-Dade NW (1978)	40
8. Tamara James	vs. Fairfield (12/28/04)	39
9. Maria Rivera	vs. Monmouth (11/28/86)	38
10. Tamara James	vs. Georgia Tech (2/26/06)	37
Tamara James	vs. Eastern Kentucky (11/23/03)	37
Frances Savage	vs. Stetson (1/13/90)	37
Joani Bowles	vs. Temple (1/13/84)	37

## FIELD GOALS

### SINGLE-GAME FIELD GOALS MADE

Name	Opponent (date)	FGM
1. Tamara James	vs. Fairfield (12/28/04)	17
Joani Bowles	vs. Temple (1/13/84)	17
Wendy Foote	vs. Miami-Dade NW (1978)	17
4. Octavia Blue	vs. Florida Atlantic (11/25/97)	16
Frances Savage	vs. Villanova (3/1/92)	16
6. Tamara James	vs. Quinnipiac (11/29/02)	15
Chanivia Broussard	vs. Richmond (12/21/03)	15
Maria Rivera	vs. UCF (2/25/88)	15
Sylvia Wilson	vs. FIU (1/26/82)	15
10. 13 different times a player has recorded		14

### SINGLE-GAME FIELD GOAL ATTEMPTS

Name	Opponent (date)	FGA
1. Maria Rivera	vs. LSU (1/10/86)	34
2. Joani Bowles	vs. Temple (1/13/84)	31
Riquna Williams	vs. North Carolina (2/13/11)	31
4. Tamara James	vs. Virginia Tech (2/6/05)	29
Frances Savage	vs. Rutgers (1/28/89)	29
Maria Rivera	vs. North Carolina (12/29/86)	29
Riquna Williams	vs. Boston College (1/16/11)	29
8. Octavia Blue	vs. Georgetown (2/14/96)	28
Riquna Williams	vs. Tennessee (11/15/11)	28
10. Eight different times a player has recorded		27

### SINGLE-GAME FIELD GOAL PCT. (10 FGA MIN.)

Name	FG	FGA	Pct	Opponent (date)
1. Jill Poorman	11	12	.917	vs. Flagler (2/16/80)
2. Jennifer Jordan	10	11	.909	vs. Syracuse (1/20/96)
Maria Rivera	10	11	.909	vs. Lamar (1/11/85)
4. Tamara James	12	14	.857	vs. NCA&T (12/28/05)
5. Frances Savage	11	13	.846	vs. SW Mo St. (11/25/88)
6. Emese Hof	10	12	.833	vs. Florida A&M (12/18/18)
Emese Hof	10	12	.833	vs. Hartford (11/11/18)
Erykah Davenport	10	12	.833	vs. Pittsburgh (2/15/18)
Emese Hof	10	12	.833	vs. Sac. St. (12/18/17)
Melissa Knight	10	12	.833	vs. Maryland (12/29/02)
Della Wilson	10	12	.833	vs. UConn (2/14/93)
Frances Savage	10	12	.833	vs. Arizona (12/2/89)
LaToya Drake	10	12	.833	vs. Norfolk St. (11/14/08)

## 3-POINT FIELD GOALS

### SINGLE-GAME 3-POINT FG MADE

Name	Opponent (date)	3PM
1. Sarah Mortensen	at FIU (11/6/18)	8
Riquna Williams	at CSU Bakersfield (11/15/09)	8
Riquna Williams	vs. Maryland (1/12/12)	8
4. Kelsey Marshall	at Virginia (2/13/20)	7
Renee Taylor	at Houston (12/19/06)	7
Maria Rivera	vs. UCF (2/25/88)	7
Riquna Williams	at Michigan (3/31/10)	7
8. 16 different times a player has recorded		6
(Most recent: Kelsey Marshall, at Notre Dame, 2/10/22)		

### SINGLE-GAME 3-POINT FG ATTEMPTS

Name	Opponent (date)	3PA
1. Kelsey Marshall	at Pittsburgh (1/21/21)	18
2. Riquna Williams	at Michigan (3/31/10)	15
3. Kelsey Marshall	at Florida State (1/20/22)	14
Kelsey Marshall	at Virginia (2/13/20)	14
Shannon Drury	vs. Tulane (11/22/98)	14
Riquna Williams	at CSU Bakersfield (11/15/10)	14
Riquna Williams	vs. Maryland (1/12/12)	14
7. Kelsey Marshall	vs. Virginia Tech (2/11/21)	13
Maurita Reid	vs. Florida Atlantic (11/9/07)	13
Maurita Reid	at North Carolina (2/18/07)	13
Maria Rivera	vs. UCF (2/25/88)	13
Riquna Williams	at Cornell (12/21/09)	13
Riquna Williams	vs. Boston College (1/16/11)	13
Krystal Saunders	at Duke (1/31/13)	13

### SINGLE-GAME 3-POINT FG PCT. (4 3PA MIN.)

Name	3PM	3PA	Pct	Opponent (date)
1. Laura Cornelius	6	6	1.000	at Pittsburgh (1/2/17)
Laura Cornelius	6	6	1.000	vs. NC State (12/30/15)
3. Kelsey Marshall	5	5	1.000	vs. Virginia (2/3/19)
Shenise Johnson	5	5	1.000	vs. PV A&M (11/17/11)
5. Taylor Mason	4	4	1.000	vs. Clemson (2/16/20)
Maria Rivera	4	4	1.000	vs. Beth-Cook (12/1/87)
Shenise Johnson	4	4	1.000	at Providence (3/28/10)
Adrienne Motley	4	4	1.000	vs. Pittsburgh (1/7/16)
8. Sarah Mortensen	8	9	.888	at FIU (12/6/18)
9. Renee Taylor	5	6	.833	vs. UCF (12/20/05)
Melissa Knight	5	6	.833	vs. Clemson (1/12/06)
Renee Taylor	5	6	.833	vs. NC State (1/26/06)
Maurita Reid	5	6	.833	at Virginia Tech (1/25/07)

## FREE THROWS

### SINGLE-GAME FREE THROWS MADE

Name	Opponent (date)	FTM
1. Desma Thomas	vs. St. John's (2/3/96)	18
Desma Thomas	vs. Georgetown (2/25/97)	18
3. Frances Savage	vs. Purdue (11/25/90)	15
Maria Rivera	vs. UCF (1/20/88)	15
Maria Rivera	vs. Florida A&M (1/11/88)	15
6. Tamara James	vs. FIU (3/18/06)	14
7. Jessica Thomas	at St. John's (11/20/16)	13
Michelle Woods	at Syracuse (2/12/15)	13
Tamara James	vs. Duke (2/29/06)	13
10. Tamara James	vs. Rutgers (3/9/03)	12
Octavia Blue	vs. Providence (2/20/98)	12
Jeannie Hebert	vs. FIU (2/23/90)	12
Frances Savage	vs. FIU (2/24/89)	12

# INDIVIDUAL GAME RECORDS

## SINGLE-GAME FREE THROW ATTEMPTS

Name	Opponent (date)	FTA
1. Desma Thomas	vs. St. John's (2/3/96)	22
2. Frances Savage	vs. Purdue (11/25/90)	20
3. Desma Thomas	vs. Georgetown (2/25/97)	19
Maria Rivera	vs. UCF (1/20/88)	19
Maria Rivera	vs. Florida A&M (1/11/88)	19
6. Frances Savage	vs. Providence (3/8/92)	17
7. Tamara James	vs. FIU (3/18/06)	16
8. Seven different times a player has recorded		15
(Most recent: Jessica Thomas, at St. John's, 11/20/16)		

## SINGLE-GAME FREE-THROW PCT. (8 FTA MIN.)

Name	FTM	FTA	Pct	Opponent (date)
1. Emese Hof	11	11	1.000	at Syracuse (1/23/19)
Tamara James	11	11	1.000	vs. FDU (12/2/05)
Frances Savage	11	11	1.000	vs. Pittsburgh (1/11/92)
Frances Savage	11	11	1.000	vs. Rutgers (12/8/91)
5. Renee Taylor	10	10	1.000	vs. Virginia (1/22/06)
Kym Hope	10	10	1.000	vs. Boston Coll. (1/16/99)
Jeannie Hebert	10	10	1.000	vs. Boston Coll. (1/3/92)
Maria Rivera	10	10	1.000	vs. Boston Coll. (1/3/92)
9. Renee Taylor	9	9	1.000	at Houston (12/19/06)
Renee Taylor	9	9	1.000	at St. Mary's (11/17/06)

## ASSISTS

### SINGLE-GAME ASSISTS

Name	Opponent (date)	Ast
1. Robin Harmony	vs. FIU (12/4/82)	14
2. Gina Graziani	vs. Providence (12/6/97)	13
Gina Graziani	vs. West Virginia (1/22/97)	13
Jeannie Hebert	vs. Syracuse (12/27/90)	13
5. 10 different times a player has recorded		12

## REBOUNDS

### SINGLE-GAME REBOUNDS

Name	Opponent (date)	Reb
1. Cordelia Fulmore	vs. Georgia State (2/24/84)	25
2. Donna Mapp	vs. Stetson (2/5/83)	24
3. Beatrice Mompremier	vs. Arizona State (3/24/19)	22
Sylvia Wilson	vs. USF (2/20/80)	22
5. Beatrice Mompremier	vs. Marquette (11/15/18)	21
Tamara James	vs. USF (11/22/02)	21
7. Frances Savage	vs. Florida State (12/11/80)	20
Cordelia Fulmore	vs. Florida Memorial (2/14/84)	20
Sylvia Wilson	vs. UCF (2/6/81)	20
Sylvia Wilson	vs. Miami-Dade South (2/3/81)	20

## STEALS

### SINGLE-GAME STEALS

Name	Opponent (date)	Stl
1. Maurita Reid	vs. Wake Forest (2/8/07)	10
Maria Rivera	vs. Minnesota (12/22/86)	10
Pat Bentoski	vs. Stetson (2/3/80)	10
4. Maria Rivera	vs. Stetson (1/21/87)	9
Cordelia Fulmore	vs. Purdue (12/31/84)	9
Robin Harmony	vs. USF (1/16/82)	9
Dottie Richardson	vs. Broward (2/13/81)	9
Loretta Harvey	vs. USF (1/9/81)	9
Debra Jackson	vs. Florida Southern (1/18/80)	9
Shenise Johnson	vs. Boston College (1/16/11)	9
Riquna Williams	vs. Morgan State (12/30/10)	9

## BLOCKED SHOTS

### SINGLE-GAME BLOCKED SHOTS

Name	Opponent (date)	Blk
1. Jassany Williams	vs. Notre Dame (1/8/15)	9
2. Jassany Williams	at Virginia Tech (1/11/15)	8
Sylvia Bullock	vs. Houston (11/24/09)	8
4. Joani Bowles	vs. USF (1/20/84)	7
4. Sylvia Wilson	vs. Oral Roberts (12/17/79)	7
6. 10 different times a player has recorded		6

# INDIVIDUAL ACC GAME RECORDS

Category	Stat	Individual	Opponent	Date
Scoring	37	Tamara James	Georgia Tech	2/26/06
Field Goals Made*	13	Adrienne Motley	Notre Dame	1/8/15
Field Goals Attempted	31	Riquna Williams	North Carolina	2/13/11
Field Goal % (min. 8 attempts)	1.000 (8-8)	Laura Cornelius	Pittsburgh	1/2/17
3-Point Field Goals Made	8	Riquna Williams	Maryland	1/12/12
3-Point Field Goals Attempted	18	Kelsey Marshall	Pittsburgh	1/21/21
3-Point Field Goal % (min. 5 attempts)	1.000 (6-6)	Laura Cornelius	Pittsburgh	1/2/17
Free Throws Made	13	Michelle Woods	Syracuse	2/12/15
Free Throws Attempted	15	Michelle Woods	Syracuse	2/12/15
Free Throw % (min. 8 attempts)	1.000 (11-11)	Emese Hof	Syracuse	1/23/19
Assists	11	Albrey Grimsley	Florida State	1/24/08
Rebounds	17	Beatrice Mompremier	NC State	3/3/19
Offensive Rebounds*	7	Beatrice Mompremier	NC State	3/3/19
Defensive Rebounds	13	Morgan Stroman	Clemson	2/7/13
Steals	10	Maurita Reid	Wake Forest	2/8/07
Blocked Shots	9	Jassany Williams	Notre Dame	1/8/15

\* - recorded more than once with most recent listed

# INDIVIDUAL SEASON RECORDS



## SCORING

### SINGLE-SEASON SCORING

Name (season)	G	Pts	Avg
1. Frances Savage (1991-92)	32	742	23.2
2. Frances Savage (1989-90)	31	733	23.6
3. Riquna Williams (2010-11)	33	717	21.7
4. Riquna Williams (2009-10)	36	707	19.6
5. Shenise Johnson (2009-10)	36	685	19.0
6. Sylvia Wilson (1980-81)	38	670	17.6
7. Tamara James (2002-03)	31	650	21.0
8. Frances Savage (1988-89)	29	649	22.4
9. Tamara James (2004-05)	29	647	22.3
10. Shenise Johnson (2009-10)	33	648	19.6

### SINGLE-SEASON SCORING AVERAGE

Name (season)	G	Pts	Avg
1. Wendy Foote (1977-78)	16	403	25.2
2. Frances Savage (1989-90)	31	733	23.6
3. Maria Rivera (1987-88)	27	628	23.3
4. Frances Savage (1991-92)	32	742	23.2
5. Frances Savage (1988-89)	29	649	22.4
6. Tamara James (2004-05)	29	647	22.3
7. Riquna Williams (2010-11)	33	717	21.7
8. Tamara James (2005-06)	30	645	21.5
9. Maria Rivera (1985-86)	27	579	21.4
10. Tamara James (2002-03)	31	650	21.0

## FIELD GOALS

### SINGLE-SEASON FIELD GOALS MADE

Name (season)	G	FGM
1. Frances Savage (1989-90)	31	284
2. Frances Savage (1991-92)	32	271
3. Sylvia Wilson (1980-81)	38	268
4. Cordelia Fulmore (1983-84)	31	258
5. Frances Savage (1988-89)	29	256
6. Riquna Williams (2009-10)	36	253
7. Maria Rivera (1986-87)	30	251
Shenise Johnson (2009-10)	36	251
Riquna Williams (2010-11)	33	251
10. Tamara James (2004-05)	29	242

### SINGLE-SEASON FIELD GOAL ATTEMPTS

Name (season)	G	FGA
1. Riquna Williams (2010-11)	33	632
2. Riquna Williams (2009-10)	36	628
3. Sylvia Wilson (1980-81)	38	568
4. Frances Savage (1991-92)	32	557
5. Maria Rivera (1986-87)	30	545
6. Maria Rivera (1985-86)	27	533
7. Frances Savage (1989-90)	31	526
8. Shenise Johnson (2009-10)	36	506
9. Tamara James (2004-05)	29	504
10. Sylvia Wilson (1981-82)	28	503

### SINGLE-SEASON FIELD GOAL PCT. (200 FGA MIN.)

Name (season)	G	FGM	FGA	Pct
1. Emese Hof (2018-19)	34	197	336	.586
2. Erykah Davenport (2017-18)	31	152	277	.5487
3. Frances Savage (1988-89)	29	256	467	.5482
4. Cordelia Fulmore (1984-85)	28	228	416	.5481
5. Diane Barnes (2009-10)	35	126	231	.545
6. Emese Hof (2015-16)	33	117	216	.542

7. Keyona Hayes (2016-17)	33	135	250	.540
8. Frances Savage (1989-90)	31	284	526	.5399
9. Kym Hope (1996-97)	29	143	265	.5396
10. Vicki Plowden (1990-91)	28	194	360	.5389

## 3-POINT FIELD GOALS

### SINGLE-SEASON 3-POINT FG MADE

Name (season)	G	3PM
1. Riquna Williams (2009-10)	36	106
2. Kelsey Marshall (2021-22)	34	82
3. Desma Thomas (1996-97)	29	81
4. Maurita Reid (2007-08)	30	76
5. Riquna Williams (2010-11)	33	75
5. Kelsey Marshall (2019-20)	30	74
7. Krystal Saunders (2010-14)	31	70
8. Renee Taylor (2006-07)	30	69
9. Stefanie Yderstrom (2011-12)	32	68
10. Kelsey Marshall (2018-19)	34	67
Riquna Williams (2011-12)	30	67

### SINGLE-SEASON 3-POINT FG ATTEMPTS

Name (season)	G	3PA
1. Riquna Williams (2009-10)	36	294
2. Riquna Williams (2010-11)	33	252
3. Kelsey Marshall (2021-22)	34	241
4. Renee Taylor (2006-07)	30	227
5. Maurita Reid (2007-08)	30	219
6. Krystal Saunders (2013-14)	31	218
7. Desma Thomas (1996-97)	29	216
8. Kelsey Marshall (2019-20)	30	206
9. Stefanie Yderstrom (2011-12)	32	195
10. Riquna Williams (2011-12)	30	182

### SINGLE-SEASON 3-POINT FG PCT. (50 3PA MIN.)

Name (season)	G	3PM	3PA	Pct
1. Octavia Blue (1997-98)	29	24	53	.453
2. Elaine Harlow (1988-89)	29	40	94	.426
3. Laura Cornelius (2015-16)	33	47	111	.423
4. Sarah Mortensen (2018-19)	34	39	29	.403
5. Melissa Knight (2005-06)	30	53	132	.402
6. Shenise Johnson (2009-10)	36	50	127	.394
7. Maurita Reid (2006-07)	30	66	170	.388
8. Tamara James (2005-06)	30	53	137	.387
9. Laura Cornelius (2018-19)	34	52	137	.380
10. Tamara James (2003-04)	28	39	103	.379

## FREE THROWS

### SINGLE-SEASON FREE THROWS MADE

Name (season)	G	FTM
1. Frances Savage (1991-92)	32	181
2. Tamara James (2005-06)	30	156
3. Tamara James (2002-03)	31	155
4. Frances Savage (1989-90)	31	147
5. Maria Rivera (1987-88)	27	144
6. Sylvia Wilson (1986-87)	38	134
7. Shenise Johnson (2009-10)	36	133
8. Kym Hope (1998-99)	29	132
8. Shenise Johnson (2010-11)	33	132
10. Frances Savage (1988-89)	29	131



# INDIVIDUAL SEASON RECORDS

## SINGLE-SEASON FREE THROW ATTEMPTS

Name (season)	G	FTA
1. Frances Savage (1991-92)	32	222
Sylvia Wilson (1980-81)	38	222
3. Tamara James (2002-03)	31	204
4. Tamara James (2005-06)	30	188
5. Frances Savage (1989-90)	31	187
6. Morgan Stroman (2012-13)	32	183
7. Beatrice Mompremier (2018-19)	33	178
8. Maria Rivera (1987-88)	27	174
9. Morgan Stroman (2010-11)	31	173
10. Shenise Johnson (2009-10)	36	172

## SINGLE-SEASON FREE-THROW PCT. (70 FTA MIN.)

Name (season)	G	FTM	FTA	Pct
1. Stefanie Yderstrom (2012-13)	32	68	77	.883
2. Shenise Johnson (2011-12)	32	107	122	.877
3. Holly Rilinger (1992-93)	28	90	105	.857
4. Laura Cornelius (2018-19)	34	75	88	.852
5. Shenise Johnson (2010-11)	33	132	156	.846
6. Renee Taylor (2006-07)	30	129	153	.843
7. Renee Taylor (2005-06)	30	112	156	.836
8. Jeannie Hebert (1991-92)	32	116	139	.835
9. Tamara James (2005-06)	30	156	188	.830
10. Maria Rivera (1987-88)	27	144	174	.828

## REBOUNDS

### SINGLE-SEASON REBOUNDS

Name (season)	G	Reb	Avg
1. Sylvia Wilson (1980-81)	38	449	11.8
2. Beatrice Mompremier (2018-19)	33	401	12.2
3. Cordelia Fulmore (1983-84)	31	359	11.6
4. Sylvia Wilson (1979-80)	33	344	10.4
5. Frances Savage (1991-92)	32	339	10.6
6. Sylvia Wilson (1981-82)	28	322	11.5
7. Vicki Plowden (1992-93)	31	311	10.0
8. Donna Mapp (1982-83)	27	310	11.5
9. Kym Hope (1997-98)	29	306	10.6
10. Frances Savage (1989-90)	31	293	9.5

### SINGLE-SEASON REBOUNDING AVERAGE

Name (season)	G	Reb	Avg
1. Beatrice Mompremier (2018-19)	33	401	12.2
2. Sylvia Wilson (1980-81)	38	449	11.8
3. Cordelia Fulmore (1983-84)	31	359	11.6
4. Sylvia Wilson (1981-82)	28	322	11.5
5. Donna Mapp (1982-83)	27	310	11.48
6. Frances Savage (1991-92)	32	339	10.59
7. Kym Hope (1997-98)	29	306	10.55
8. Sylvia Wilson (1979-80)	33	344	10.4
9. Vicki Plowden (1992-93)	31	311	10.0
Vicki Plowden (1990-91)	28	281	10.0

## ASSISTS

### SINGLE-SEASON ASSISTS

Name (season)	G	Ast	Avg
1. Jeannie Hebert (1991-92)	32	221	6.9
2. Gina Graziani (1997-98)	29	210	7.2
3. Gina Graziani (1996-97)	29	198	6.8
4. Jeannie Hebert (1996-97)	28	189	6.8
5. Yalonda McCormick (2002-03)	31	185	6.0
6. Gina Graziani (1999-00)	29	182	6.3
7. Loretta Harvey (1981-82)	29	168	5.8
8. Yalonda McCormick (2004-05)	28	167	6.0
9. Shenise Johnson (2009-10)	36	166	4.6
10. Yalonda McCormick (2003-04)	29	157	5.4

## STEALS

### SINGLE-SEASON STEALS

Name (season)	G	Stl	Avg
1. Meghan Saake (2001-02)	31	121	3.9
2. Meghan Saake (2002-03)	31	114	3.7
3. Shenise Johnson (2009-10)	36	111	3.1
4. Maurita Reid (2007-08)	30	110	3.7
5. Morgan Stroman (2010-11)	33	109	3.3
6. Shenise Johnson (2011-12)	32	108	3.4
7. Maria Rivera (1986-87)	30	106	3.5
8. Loretta Harvey (1980-81)	37	105	2.8
8. Dottie Richardson (1980-81)	38	105	2.8
10. Shenise Johnson (2010-11)	33	104	3.2

## BLOCKED SHOTS

### SINGLE-SEASON BLOCKED SHOTS

Name (season)	G	Blk	Avg
1. Sylvia Wilson (1979-80)	33	80	2.4
2. Jassany Williams (2014-15)	33	76	2.3
3. Emese Hof (2018-19)	34	69	2.0
4. Kym Hope (1998-99)	29	62	2.1
5. Sylvia Wilson (1980-81)	28	61	2.2
6. Sylvia Wilson (1981-82)	28	57	2.0
7. Jassany Williams (2013-14)	31	57	1.8
8. Kym Hope (1996-97)	29	53	1.8
9. Joani Bowles (1983-84)	31	45	1.5
10. Sylvia Bullock (2011-12)	32	44	1.4

# INDIVIDUAL CAREER RECORDS



## SCORING

### CAREER SCORING

Name (years)	G	Pts	Avg
1. Tamara James (2002-06)	118	2,406	20.4
2. Maria Rivera (1984-88)	112	2,358	21.1
3. Shenise Johnson (2008-12)	131	2,262	17.3
4. Frances Savage (1988-92)	94	2,184	23.2
5. Riquana Williams (2008-12)	125	2,148	17.2
6. Adrienne Motley (2013-17)	129	1,844	14.3
7. Jeannie Hebert (1988-92)	119	1,766	14.8
8. Octavia Blue (1994-98)	109	1,724	15.8
9. Sylvia Wilson (1979-82)	99	1,713	17.3
10. Kelsey Marshall (2017-22)	150	1,599	10.7

### CAREER SCORING AVERAGE

Name (years)	G	Pts	Avg
1. Frances Savage (1988-92)	94	2,184	23.2
2. Maria Rivera (1984-88)	112	2,358	21.1
3. Tamara James (2002-06)	118	2,406	20.4
4. Cordelia Fulmore (1983-85)	59	1,142	19.4
5. Wendy Foote (1974-78)	62	1,174	18.9
6. Sylvia Wilson (1979-82)	99	1,713	17.3
7. Shenise Johnson (2008-12)	131	2,262	17.3
8. Riquana Williams (2008-12)	125	2,148	17.2
9. Renee Taylor (2005-07)	60	1,025	17.1
10. Octavia Blue (1994-98)	109	1,724	15.8

## FIELD GOALS

### CAREER FIELD GOALS MADE

Name (years)	G	FGM
1. Maria Rivera (1984-88)	112	891
2. Tamara James (2002-06)	118	868
3. Frances Savage (1988-92)	94	830
3. Shenise Johnson (2008-12)	131	830
5. Riquana Williams (2008-12)	125	760
6. Sylvia Wilson (1979-82)	99	721
7. Adrienne Motley (2013-17)	129	689
8. Octavia Blue (1994-98)	109	671
9. Jeannie Hebert (1988-92)	119	652
10. Chanivia Broussard (2000-04)	114	621

### CAREER FIELD GOAL ATTEMPTS

Name (years)	G	FGA
1. Riquana Williams (2008-12)	125	1,969
2. Maria Rivera (1984-88)	112	1,931
3. Shenise Johnson (2008-12)	99	1,803
4. Tamara James (2002-06)	118	1,754
5. Frances Savage (1988-92)	94	1,593
6. Adrienne Motley (2013-16)	129	1,537
7. Octavia Blue (1994-98)	109	1,524
8. Sylvia Wilson (1979-82)	99	1,509
9. Jeannie Hebert (1989-92)	119	1,492
10. Kelsey Marshall (2017-22)	150	1,454

### CAREER FIELD GOAL PERCENTAGE (500 FGA MIN.)

Name (years)	G	FGM	FGA	Pct
1. Emese Hof (2015-19)	127	507	923	.549
2. Cordelia Fulmore (1983-85)	59	486	895	.543
3. Erykah Davenport (2014-18)	130	380	721	.527
4. Kym Hope (1995-99)	113	362	691	.526
5. Frances Savage (1988-92)	94	830	1,590	.521
6. Shaquana Wilkins (2000-04)	116	384	743	.517

7. Keyona Hayes (2012-17)	129	459	898	.511
8. Joani Bowles (1983-85)	48	274	539	.508
9. Jennifer Jordan (1994-99)	109	365	722	.506
10. Vicki Plowden (1990-93)	91	579	1,155	.501

## 3-POINT FIELD GOALS

### CAREER 3-POINT FG MADE

Name (years)	G	3PM
1. Kelsey Marshall (2017-22)	150	323
2. Riquana Williams (2008-12)	125	272
3. Stefanie Yderstrom (2009-13)	127	228
4. Mykea Gray (2017-22)	127	187
5. Jessica Thomas (2013-17)	130	179
6. Adrienne Motley (2013-17)	129	169
7. Desma Thomas (1992-94; 1995-97)	111	152
8. Tamara James (2002-06)	118	150
9. Shenise Johnson (2008-12)	131	148
10. Laura Cornelius (2015-19)	98	143

### CAREER 3-POINT FG ATTEMPTS

Name (years)	G	3PA
1. Kelsey Marshall (2017-22)	150	947
2. Riquana Williams (2008-12)	125	839
3. Stefanie Yderstrom (2009-13)	127	690
4. Jessica Thomas (2013-17)	130	586
5. Mykea Gray (2017-22)	127	572
6. Krystal Saunders (2010-2014)	119	490
7. Adrienne Motley (2013-17)	129	477
8. LaToya Cunningham (2005-09)	119	473
9. Desma Thomas (1992-94; 1995-97)	111	463
10. Shenise Johnson (2008-12)	131	429

### CAREER 3-POINT FG PERCENTAGE (100 3PA MIN.)

Name (years)	G	3PM	3PA	Pct
1. Laura Cornelius (2015-19)	98	143	366	.391
2. Elaine Harlow (1987-90)	115	92	243	.379
3. Frances Savage (1988-92)	94	43	114	.377
4. Maria Rivera (1984-88)	112	66	177	.373
5. Holly Rilinger (1992-93)	28	52	140	.371
6. Sarah Mortensen (2016-19)	90	60	163	.368
7. Maurita Reid (2006-08)	60	142	389	.365
8. Tamara James (2002-06)	118	150	471	.360
9. Adrienne Motley (2013-17)	129	169	477	.354
Melissa Knight (2001-06)	107	103	291	.354

## FREE THROWS

### CAREER FREE THROWS MADE

Name (years)	G	FTM
1. Tamara James (2002-06)	118	520
2. Maria Rivera (1984-88)	112	508
3. Frances Savage (1988-92)	94	481
4. Shenise Johnson (2008-12)	131	454
5. Jeannie Hebert (1988-92)	119	437
6. Morgan Stroman (2009-13)	120	403
7. Kym Hope (1995-99)	113	369
8. Octavia Blue (1994-98)	109	358
9. Riquana Williams (2008-12)	125	356
10. Desma Thomas (1992-94; 1995-97)	111	330



# INDIVIDUAL CAREER RECORDS

## CAREER FREE THROW ATTEMPTS

Name (years)	G	FTA
1. Tamara James (2002-06)	118	664
2. Maria Rivera (1984-88)	112	651
3. Frances Savage (1988-92)	94	603
4. Morgan Stroman (2009-13)	120	585
5. Jeannie Hebert (1988-92)	119	583
6. Shenise Johnson (2008-12)	131	550
7. Octavia Blue (1994-98)	109	549
8. Kym Hope (1995-99)	113	498
9. Desma Thomas (1992-97)	111	475
10. Jennifer Jordan (1994-99)	109	465

## CAREER FREE-THROW PCT. (150 FTA MIN.)

Name (years)	G	FTM	FTA	Pct
1. Stefanie Yderstrom (2009-13)	127	181	211	.860
2. Renee Taylor (2005-07)	60	241	287	.840
3. Shenise Johnson (2008-12)	131	454	550	.825
4. Frances Savage (1988-92)	94	481	603	.798
5. Tamara James (2002-06)	118	520	664	.783
6. Maria Rivera (1984-88)	112	508	651	.780
7. Mykea Gray (2017-22)	127	304	393	.774
8. Shawnice Wilson (2011-13)	64	125	162	.772
9. Riquana Williams (2008-12)	125	356	463	.769
10. Elaine Harlow (1986-90)	115	213	280	.761

## REBOUNDS

### CAREER REBOUNDS

Name (years)	G	Reb	Avg
1. Sylvia Wilson (1979-82)	99	1,115	11.3
2. Shenise Johnson (2008-12)	131	1,020	7.8
3. Frances Savage (1988-92)	94	919	9.8
4. Kym Hope (1995-99)	113	888	7.9
5. Morgan Stroman (2009-13)	120	886	7.4
6. Vicki Plowden (1990-93)	91	857	9.4
7. Tamara James (2002-06)	118	805	6.8
8. Robin Harmony (1980-84)	125	760	6.1
9. Keyona Hayes (2012-14; 15-17)	129	754	5.8
10. Emese Hof (2015-19)	127	748	5.9

### CAREER REBOUNDING AVERAGE

Name (years)	G	Reb	Avg
1. Sylvia Wilson (1979-82)	99	1,115	11.3
2. Cordelia Fulmore (1983-85)	59	690	10.3
3. Frances Savage (1988-92)	94	919	9.8
4. Vicki Plowden (1990-93)	91	857	9.4
5. Donna Mapp (1981-83)	54	489	9.1
6. Kym Hope (1995-99)	113	888	7.9
7. Shenise Johnson (2008-12)	131	1,020	7.8
8. Joani Bowles (1983-85)	48	356	7.4
Morgan Stroman (2009-13)	120	886	7.4
10. Shawnice Wilson (2011-13)	64	459	7.2

## ASSISTS

### CAREER ASSISTS

Name (years)	G	Ast	Avg
1. Gina Graziani (1996-00)	111	743	6.7
2. Jeannie Hebert (1988-92)	119	694	5.8
3. Loretta Harvey (1981-84)	122	588	4.8
4. Shenise Johnson (2008-12)	131	556	4.2
5. Yalonda McCormick (2001-05)	105	539	5.1
6. Maria Rivera (1984-88)	112	487	4.3
7. Robin Harmony (1980-84)	125	445	3.6

8. Elaine Harlow (1986-90)	115	432	3.8
9. Meghan Saake (1999-03)	118	403	3.4
10. Jessica Thomas (2013-17)	130	374	2.9

## STEALS

### CAREER STEALS

Name (years)	G	Stl	Avg
1. Shenise Johnson (2008-12)	131	401	3.1
2. Maria Rivera (1984-88)	112	382	3.4
3. Meghan Saake (1999-02)	118	358	3.0
4. Loretta Harvey (1981-84)	122	357	2.9
5. Robin Harmony (1980-84)	125	314	2.5
6. Yalonda McCormick (2001-05)	105	280	2.7
7. Tamara James (2002-06)	118	279	2.4
8. Morgan Stroman (2009-13)	120	272	2.3
9. Jeannie Hebert (1988-92)	119	237	2.0
10. Ronnie McGarry (1990-94)	117	224	1.9

## BLOCKED SHOTS

### CAREER BLOCKED SHOTS

Name (years)	G	Blk	Avg
1. Sylvia Wilson (1979-82)	99	198	2.0
2. Emese Hof (2015-19)	127	182	1.4
3. Kym Hope (1995-99)	113	164	1.5
4. Jassany Williams (2013-15)	64	133	2.1
5. Chanivia Broussard (2000-04)	114	132	1.2
6. Sylvia Bullock (2008-12)	129	120	0.9
7. Emese Hof (2015-19)	93	113	1.2
8. Vicki Plowden (1990-93)	91	108	1.2
9. Morgan Stroman (2009-13)	120	100	0.8
10. Shaquana Wilkins (2000-04)	116	95	0.8
Meghan Saake (1999-03)	118	95	0.8

## PARTICIPATION

### CAREER GAMES PLAYED

Name (years)	G
1. Kelsey Marshall (2017-22)	150
2. Shenise Johnson (2008-12)	131
3. Erykah Davenport (2014-18)	130
Jessica Thomas (2013-17)	130
5. Keyona Hayes (2012-14; 15-17)	129
Adrienne Motley (2013-17)	129
Sylvia Bullock (2008-12)	129
8. Michelle Woods (2011-13, 14-16)	128
Maria Brown (2010-14)	128
10. Mykea Gray (2017-22)	127
Emese Hof (2015-19)	127
Suriya McGuire (2011-15)	127
Stefanie Yderstrom (2009-13)	127

### CAREER GAMES STARTED

Name (years)	G	GS
1. Shenise Johnson (2008-12)	131	131
2. Adrienne Motley (2013-17)	129	126
3. Loretta Harvey (1980-84)	122	120
4. Jeannie Hebert (1988-92)	119	119
5. Meghan Saake (1999-03)	118	118
6. Robin Harmony (1980-84)	125	118
7. Tamara James (2002-06)	118	117
8. Stefanie Yderstrom (2009-13)	127	114
9. Ronnie McGarry (1990-94)	117	112
Maria Rivera (1984-88)	112	112



# NCAA TOURNAMENT - TEAM RECORDS



## MARGIN OF VICTORY

Category	Points	Opponent	Date
Largest Margin of Victory	29	vs. Idaho State (UM, 70-41)	3/17/12
Largest Margin of Defeat	24	at Oklahoma State (OSU, 93-69)	3/15/89

## POINTS

Category	Points	Opponent	Date
Most Points	86	vs. Washington North Carolina	3/20/15 3/21/92
Fewest Points	33	at South Carolina	3/20/22
Most Points Allowed	93	at Oklahoma State	3/15/89
Fewest Points Allowed	41	vs. Idaho State	3/17/12
Most Points in a Loss	85	vs. Maryland	3/21/04
	85	at New Mexico (OT)	3/22/03
Most Points Combined	176	at New Mexico (UNM, 91-85, OT)	3/22/03

## POINTS IN A QUARTER\*

Category	Points	Opponent	Date
Most Points in a Quarter	24	vs. South Florida (1st)	3/18/22
Fewest Points in a Quarter	3	at South Carolina (2nd)	3/20/22
Most Points Allowed in a Quarter	33	vs. Quinnipiac (4th)	3/17/18
Fewest Points Allowed in a Quarter	8	at South Carolina (3rd)	3/20/22
Most Points Combined in a Quarter	51	vs. Quinnipiac (QU, 33-18, 4th)	3/17/18
Fewest Points Combined in a Quarter	13	at South Carolina (USC, 8-5, 3rd)	3/20/22
Largest Positive Margin in a Quarter	+13	vs. South Florida (UM, 24-11, 1st)	3/18/22
Largest Negative Margin in a Quarter	-15	vs. Quinnipiac (QU, 33-18, 4th)	3/17/18

\* - NCAA switched to the quarter system in advance of the 2015-16 season

## FIELD GOALS

Category	FG	Opponent	Date
Most Field Goal Attempts	81	at New Mexico (OT)	3/22/03
Fewest Field Goal Attempts	43	North Carolina	3/21/92
Most Field Goals Made	34	at New Mexico (OT)	3/22/03
Fewest Field Goals Made	11	at South Carolina	3/20/22
Highest Field Goal Percentage	.651 (28-43)	North Carolina	3/21/92
Lowest Field Goal Percentage	.239 (13-50)	at South Carolina	3/20/22

## 3-POINT FIELD GOALS

Category	3FG	Opponent	Date
Most 3-Point Attempts	23	vs. Oklahoma	3/22/11
Fewest 3-Point Attempts	1	North Carolina	3/21/92
Most 3-Pointers Made	8	vs. South Florida at New Mexico (OT)	3/18/22 3/22/03
		vs. Oklahoma	3/22/11
Fewest 3-Pointers Made	0	St. Peter's North Carolina	3/17/93 3/21/92
Highest 3-Point Percentage	.583 (7-12)	vs. Washington	3/20/15
Lowest 3-Point Percentage	.000 (0-2)	St. Peter's	3/17/93

## FREE THROWS

Category	FT	Opponent	Date
Most Free Throw Attempts	40	vs. Washington	3/20/15
Fewest Free Throw Attempts	8	at South Carolina	3/20/22
Most Free Throws Made	30	North Carolina	3/21/92
Fewest Free Throws Made	6	at South Carolina	3/20/22
Highest Free-Throw Percentage	.909 (10-11)	vs. South Florida	3/18/22
Lowest Free-Throw Percentage	.538 (14-26)	at Iowa	3/24/13



# NCAA TOURNAMENT - TEAM RECORDS

## REBOUNDS

Category	Reb	Opponent	Date
Most Rebounds	53	at Iowa	3/24/13
Fewest Rebounds	26	North Carolina	3/21/92
Most Offensive Rebounds	25	at Iowa	3/24/13
Fewest Offensive Rebounds	5	vs. South Florida	3/18/22
Most Defensive Rebounds	37	vs. FGCU	3/22/19
Fewest Defensive Rebounds	18	at Western Kentucky St. Peter's	3/20/93 3/17/93

## ASSISTS

Category	Ast	Opponent	Date
Most Assists	24	at New Mexico (OT)	3/22/03
Fewest Assists	6	at South Carolina	3/20/22

## BLOCKED SHOTS

Category	Blk	Opponent	Date
Most Blocked Shots	8	vs. Gardner-Webb	3/20/11
Fewest Blocked Shots	0	at Western Kentucky	3/20/93

## STEALS

Category	Stl	Opponent	Date
Most Steals	14	vs. South Dakota State	3/19/16
Fewest Steals	4	vs. Washington	3/20/15

## TURNOVERS

Category	TO	Opponent	Date
Most Turnovers	27	at Oklahoma State	3/15/89
Fewest Turnovers	4	vs. Washington	3/20/15

## PERSONAL FOULS

Category	PF	Opponent	Date
Most Personal Fouls	25	vs. Quinnipiac	3/17/18
Fewest Personal Fouls	11	vs. South Florida	3/18/22

# NCAA TOURNAMENT - INDIVIDUAL RECORDS



## SCORING

### NCAA SINGLE-GAME SCORING

Name	Opponent (date)	Pts
1. Adrienne Motley	vs. Washington (3/20/15)	30
2. Riquana Williams	vs. Gardner-Webb (3/20/11)	28
Vicki Plowden	vs. Vanderbilt (3/26/92)	28
4. Jeannie Hebert	North Carolina (3/21/92)	26
Jessica Thomas	Quinnipiac (3/20/17)	25
Shenise Johnson	vs. Oklahoma (3/22/11)	25
7. Frances Savage	North Carolina (3/21/92)	25

## FIELD GOALS

### NCAA SINGLE-GAME FIELD GOALS MADE

Name	Opponent (date)	FGM
1. Vicki Plowden	vs. Vanderbilt (3/26/92)	12
2. Adrienne Motley	vs. Washington (3/20/15)	10
Shenise Johnson	at Gonzaga (3/19/12)	10
Shenise Johnson	vs. Oklahoma (3/22/11)	10
Tamara James	at New Mexico (3/22/03)	10
Frances Savage	North Carolina (3/21/92)	10
Frances Savage	at Oklahoma State (3/15/89)	10

### NCAA SINGLE-GAME FIELD GOAL ATTEMPTS

Name	Opponent (date)	FGA
1. Frances Savage	at Oklahoma State (3/15/89)	24
2. Vicki Plowden	vs. Vanderbilt (3/26/92)	23
Shenise Johnson	at Gonzaga (3/19/12)	23
4. Jessica Thomas	at Iowa (3/22/15)	22
Frances Savage	vs. Vanderbilt (3/26/92)	22

### NCAA SINGLE-GAME FIELD GOAL PCT. (10 FGA MIN.)

Name	FG	FGA	Pct	Opponent (date)
1. Erykah Davenport	8	10	.800	vs. Quinnipiac (3/17/18)
Shaquana Wilkins	8	10	.800	vs. Maryland (3/21/04)
3. Frances Savage	10	14	.714	N. Carolina (3/21/92)
4. Endia Banks	7	10	.700	vs. Quinnipiac (3/17/18)
5. Keyona Hayes	8	12	.667	Quinnipiac (3/20/17)

## 3-POINT FIELD GOALS

### NCAA SINGLE-GAME 3-POINT FG MADE

Name	Opponent (date)	3PM
1. Maeva Djaldi-Tabdi	at South Carolina (3/20/22)	5
2. Laura Cornelius	vs. South Dakota St. (3/19/16)	4
Stefanie Yderstrom	vs. Oklahoma (3/22/11)	4
Yalonda McCormick	vs. Maryland (3/21/04)	4
5. Kelsey Marshall	vs. South Florida (3/18/22)	3
Endia Banks	vs. FGCU (3/22/19)	3
Jessica Thomas	Quinnipiac (3/20/17)	3
Jessica Thomas	at Iowa (3/22/15)	3
Stefanie Yderstrom	vs. Gardner-Webb (3/20/11)	3
Yalonda McCormick	at New Mexico (3/22/03)	3
Tamara James	at New Mexico (3/22/03)	3
Shannon Drury	vs. Clemson (3/14/98)	3
Holly Rilinger	at W. Kentucky (3/20/93)	3

### NCAA SINGLE-GAME 3-POINT FG ATTEMPTS

Name	Opponent (date)	3PA
1. Maeva Djaldi-Tabdi	at South Carolina (3/20/22)	11
Jessica Thomas	at Iowa (3/22/15)	11
3. Stefanie Yderstrom	vs. Oklahoma (3/22/11)	9
4. Kelsey Marshall	vs. South Florida (3/18/22)	8

Mykea Gray	vs. Arizona State (3/24/19)	8
Riquana Williams	vs. Gardner-Webb (3/20/11)	8
Yalonda McCormick	vs. Maryland (3/21/04)	8
8. Krystal Saunders	at Iowa (3/24/13)	7
Riquana Williams	vs. Oklahoma (3/22/11)	7
Stefanie Yderstrom	vs. Gardner-Webb (3/20/11)	7
Holly Rilinger	at Western KY (3/20/93)	7
Elaine Harlow	at Oklahoma St. (3/15/89)	7

### NCAA SINGLE-GAME 3-POINT FG PCT. (2 3PM MIN.)

Name	3PM	3PA	Pct	Opponent (date)
1. Tamara James	3	3	1.000	at New Mexico (3/22/03)
2. Keyanna Harris	2	2	1.000	Quinnipiac (3/20/17)
Adrienne Motley	2	2	1.000	vs. Washington (3/20/15)
Necole Sterling	2	2	1.000	vs. Washington (3/20/15)
5. Jessica Thomas	3	4	.750	Quinnipiac (3/20/17)
Yalonda McCormick	3	4	.750	at New Mexico (3/22/03)
Shannon Drury	3	4	.750	vs. Clemson (3/14/98)

## FREE THROWS

### NCAA SINGLE-GAME FREE THROWS MADE

Name	Opponent (date)	FTM
1. Riquana Williams	vs. Gardner-Webb (3/20/11)	10
2. Adrienne Motley	vs. Washington (3/20/15)	8
Chanivia Broussard	vs. Maryland (3/21/04)	8
Jeannie Hebert	North Carolina (3/21/92)	8
5. Mykea Gray	vs. FGCU (3/22/19)	7
Michelle Woods	vs. Washington (3/20/15)	7
Shawnice Wilson	at Iowa (3/24/13)	7
Morgan Stroman	vs. Gardner-Webb (3/20/11)	7
Della Wilson	St. Peter's (3/17/93)	7

### NCAA SINGLE-GAME FREE THROW ATTEMPTS

Name	Opponent (date)	FTA
1. Chanivia Broussard	vs. Maryland (3/21/04)	14
2. Michelle Woods	vs. Washington (3/20/15)	11
Morgan Stroman	vs. Gardner-Webb (3/20/11)	11
Riquana Williams	vs. Gardner-Webb (3/20/11)	11
5. Adrienne Motley	vs. Washington (3/20/15)	10
Jessica Thomas	vs. Washington (3/20/15)	10
Shawnice Wilson	at Iowa (3/24/13)	10

### NCAA SINGLE-GAME FREE-THROW PCT. (5 FTA MIN.)

Name	FTM	FTA	Pct	Opponent (date)
1. Jeannie Hebert	8	8	1.000	vs. Maryland (3/21/04)
2. Della Wilson	7	7	1.000	St. Peter's (3/17/93)
3. Carla Harris	6	6	1.000	N. Carolina (3/21/92)
4. Riquana Williams	9	11	.909	vs. Gard-Webb (3/20/11)
5. Mykea Gray	7	8	.875	vs. FGCU (3/22/19)
6. Keyona Hayes	5	6	.833	Quinnipiac (3/20/17)
Michelle Woods	5	6	.833	vs. Idaho State (3/17/12)
Riquana Williams	5	6	.833	vs. Oklahoma (3/22/11)
Frances Savage	5	6	.833	N. Carolina (3/21/92)
Vicki Plowden	5	6	.833	N. Carolina (3/21/92)

# NCAA TOURNAMENT - INDIVIDUAL RECORDS

## REBOUNDS

### NCAA SINGLE-GAME REBOUNDS

Name	Opponent (date)	Reb
1. Beatrice Mompremier	vs. Arizona State (3/24/19)	22
2. Shawnice Wilson	at Iowa (3/24/13)	18
Shenise Johnson	vs. Gardner-Webb (3/20/11)	18
3. Frances Savage	vs. Vanderbilt (3/26/92)	16
4. Kym Hope	vs. Clemson (3/14/98)	15
5. Shawnice Wilson	vs. Idaho State (3/17/12)	14
Morgan Stroman	vs. Oklahoma (3/22/11)	14

### NCAA SINGLE-GAME OFFENSIVE REBOUNDS

Name	Opponent (date)	Reb
1. Vicki Plowden	vs. Vanderbilt (3/26/92)	9
Shenise Johnson	vs. Gardner-Webb (3/20/11)	9
3. Erykah Davenport	vs. Quinnipiac (3/17/18)	7
Frances Savage	vs. Vanderbilt (3/26/92)	7
Shawnice Wilson	at Iowa (3/24/13)	7

### NCAA SINGLE-GAME DEFENSIVE REBOUNDS

Name	Opponent (date)	Reb
1. Beatrice Mompremier	vs. Arizona State (3/24/19)	16
2. Shawnice Wilson	at Iowa (3/24/13)	11
Kym Hope	vs. Clemson (3/14/98)	11
Shawnice Wilson	at Iowa (3/24/13)	11
5. Emese Hof	vs. FGCU (3/22/19)	10
6. Beatrice Mompremier	vs. FGCU (3/22/19)	9
Frances Savage	vs. Vanderbilt (3/26/92)	9
Shenise Johnson	vs. Gardner-Webb (3/20/11)	9
Shawnice Wilson	vs. Idaho State (3/17/12)	9

## ASSISTS

### NCAA SINGLE-GAME ASSISTS

Name	Opponent (date)	Ast
1. Jeannie Hebert	vs. Vanderbilt (3/26/92)	8
2. Meghan Saake	at New Mexico (3/22/03)	7
3. Keyanna Harris	vs. Quinnipiac (3/17/18)	6
Shenise Johnson	vs. Oklahoma (3/22/11)	6
Shenise Johnson	vs. Gardner-Webb (3/20/11)	6
Yolanda McCormick	at New Mexico (3/22/03)	6
Della Wilson	at Western Kentucky (3/20/93)	6
Frances Savage	North Carolina (3/21/92)	6
Jeannie Hebert	North Carolina (3/21/92)	6

## STEALS

### NCAA SINGLE-GAME STEALS

Name	Opponent (date)	Stl
1. Yolanda McCormick	vs. Maryland (3/21/04)	5
Carla Harris	St. Peter's (3/17/93)	5
Jeannie Hebert	at Oklahoma State (3/15/89)	5
4. Shenise Johnson	vs. Idaho State (3/17/12)	4
Riquna Williams	vs. Gardner-Webb (3/20/11)	4
Morgan Stroman	vs. Gardner-Webb (3/20/11)	4
Vicki Plowden	vs. Vanderbilt (3/26/92)	4
Jeannie Hebert	North Carolina (3/21/92)	4

## BLOCKED SHOTS

### NCAA SINGLE-GAME BLOCKED SHOTS

Name	Opponent (date)	Blk
1. Emese Hof	vs. South Dakota State (3/19/16)	4
Sylvia Bullock	vs. Gardner-Webb (3/20/11)	4
3. Maeva Djalldi-Tabdi	at South Carolina (3/20/22)	3
Beatrice Mompremier	vs. FGCU (3/22/19)	3
Ronnie McGarry	North Carolina (3/21/92)	3
Kym Hope	vs. Clemson (3/14/98)	3
7. Maeva Djalldi-Tabdi	vs. South Florida (3/18/22)	2
Adrienne Motley	Quinnipiac (3/20/17)	2
Jassany Williams	at Iowa (3/22/15)	2
Jassany Williams	vs. Washington (3/20/15)	2
Shawnice Wilson	at Gonzaga (3/19/12)	2
Shawnice Wilson	vs. Idaho State (3/17/12)	2

# WNIT - TEAM RECORDS



## MARGIN OF VICTORY

Category	Points	Opponent	Date
Largest Margin of Victory	17	at Michigan (UM, 76-59)	3/31/10
Largest Margin of Defeat	12	at California (Cal, 73-61) vs. Kentucky (UK, 80-68)	4/3/10 3/23/90

## POINTS

Category	Points	Opponent	Date
Most Points	95	FIU	3/18/06
Fewest Points	58	at Rice	3/12/99
Most Points Allowed	83	FIU at Houston vs. Illinois State	3/18/06 3/16/02 3/22/90
Fewest Points Allowed	57	FGCU	3/18/10
Most Points in a Loss	80	vs. Charlotte	3/24/90
Most Points Combined	178	FIU (UM, 95-83)	3/18/06

\*Miami has not played a game in the WNIT since the NCAA switched to the quarter system in advance of the 2015-16 season

## FIELD GOALS

Category	FG	Opponent	Date
Most Field Goal Attempts	78	at Houston	3/16/02
Fewest Field Goal Attempts	49	Providence	3/28/10
Most Field Goals Made	31	at Houston	3/16/02
Fewest Field Goals Made	21	Stetson	3/20/14
Highest Field Goal Percentage	.520 (26-50)	at Rice	3/12/99
Lowest Field Goal Percentage	.288 (21-73)	Stetson	3/20/14

## 3-POINT FIELD GOALS

Category	3FG	Opponent	Date
Most 3-Point Attempts	26	Stetson FIU	3/20/14 3/18/06
Fewest 3-Point Attempts	7	at Rice	3/12/99
Most 3-Pointers Made	14	FIU	3/18/06
Fewest 3-Pointers Made	3	FGCU at Rice vs. Kentucky	3/18/10 3/12/99 3/23/90
Highest 3-Point Percentage	.556 (10-18)	North Carolina A&T	3/25/10
Lowest 3-Point Percentage	.231 (3-13)	FGCU	3/18/10

## FREE THROWS

Category	FT	Opponent	Date
Most Free Throw Attempts	27	at Providence North Carolina A&T	3/28/10 3/25/10
Fewest Free Throw Attempts	11	at Rice	3/12/99
Most Free Throws Made	21	at Providence vs. Illinois State	3/28/10 3/22/90
Fewest Free Throws Made	3	at Rice	3/12/99
Highest Free-Throw Percentage	.826 (19-23)	FIU	3/18/06
Lowest Free-Throw Percentage	.273 (3-11)	at Rice	3/12/99

## REBOUNDS

Category	Reb	Opponent	Date
Most Rebounds	59	Stetson	3/20/14
Fewest Rebounds	30	at Georgia Tech	3/13/02
Most Offensive Rebounds	21	Stetson	3/20/14
Fewest Offensive Rebounds	8	FIU	3/18/06
Most Defensive Rebounds	38	Stetson	3/20/14
Fewest Defensive Rebounds	15+	vs. Charlotte	3/24/90

+ - Miami had one team rebound in the game not designated as offensive or defensive in the official statistics



## WNIT - TEAM RECORDS

### ASSISTS

Category	Ast	Opponent	Date
Most Assists	21	North Carolina	3/25/10
Fewest Assists	6	at Providence	3/28/10

### BLOCKED SHOTS

Category	Blk	Opponent	Date
Most Blocked Shots	9	at Houston	3/16/02
Fewest Blocked Shots	0	at Michigan at Providence	3/31/10 3/28/10

### STEALS

Category	Stl	Opponent	Date
Most Steals	15	FIU	3/18/06
Fewest Steals	3	vs. Illinois State	3/22/90

### TURNOVERS

Category	TO	Opponent	Date
Most Turnovers	23	at Virginia	3/22/06
Fewest Turnovers	8	vs. Illinois State	3/22/90

### PERSONAL FOULS

Category	PF	Opponent	Date
Most Personal Fouls	21	Stetson at Virginia	3/20/14 3/22/06
Fewest Personal Fouls	12	vs. Illinois State	3/22/90

# WNIT - INDIVIDUAL RECORDS



## SCORING

### WNIT SINGLE-GAME SCORING

Name	Opponent (date)	Pts
1. Frances Savage	vs. Charlotte (3/24/90)	36
2. Shenise Johnson	at Providence (3/28/10)	33
3. Tamara James	FIU (3/18/06)	32
4. Tamara James	at Virginia (3/22/06)	31
5. Elaine Harlow	vs. Illinois State (3/22/90)	27

## FIELD GOALS

### WNIT SINGLE-GAME FIELD GOALS MADE

Name	Opponent (date)	FGM
1. Frances Savage	vs. Charlotte (3/24/90)	14
2. Shenise Johnson	at Providence (3/28/10)	11
Kym Hope	at Rice (3/12/99)	11
Frances Savage	vs. Kentucky (3/23/90)	11
5. Tamara James	at Virginia (3/22/06)	10
Elaine Harlow	vs. Illinois State (3/22/90)	10
Frances Savage	vs. Illinois State (3/22/90)	10

### WNIT SINGLE-GAME FIELD GOAL ATTEMPTS

Name	Opponent (date)	FGA
1. Chanivia Broussard	at Houston (3/16/02)	23
2. Tamara James	FIU (3/18/06)	22
Frances Savage	vs. Kentucky (3/23/90)	22
4. Tamara James	at Virginia (3/22/06)	21
Frances Savage	vs. Charlotte (3/24/90)	21
Frances Savage	vs. Illinois State (3/22/90)	21

### WNIT SINGLE-GAME FIELD GOAL PCT. (10 FGA MIN.)

Name	FG	FGA	Pct	Opponent (date)
1. Shenise Johnson	11	14	.786	at Providence (3/28/10)
2. Cassandra Wimes	7	10	.700	at Rice (3/12/99)
3. Frances Savage	14	21	.667	vs. Charlotte (3/24/90)
4. Martha Bodley	8	12	.667	at Houston (3/16/02)
5. Kym Hope	11	17	.647	at Rice (3/12/99)

## 3-POINT FIELD GOALS

### WNIT SINGLE-GAME 3-POINT FG MADE

Name	Opponent (date)	3PM
1. Riquana Williams	at Michigan (3/31/10)	7
2. Krystal Saunders	Stetson (3/20/14)	5
Riquana Williams	North Carolina A&T (3/25/10)	5
4. Shenise Johnson	at Providence (3/28/10)	4
Riquana Williams	at Providence (3/28/10)	4
Tamara James	FIU (3/18/06)	4
Melissa Knight	FIU (3/18/06)	4
Sheila James	at Houston (3/16/02)	4

### WNIT SINGLE-GAME 3-POINT FG ATTEMPTS

Name	Opponent (date)	3PA
1. Riquana Williams	at Michigan (3/31/10)	15
2. Krystal Saunders	Stetson (3/20/14)	13
3. Elaine Harlow	vs. Kentucky (3/23/90)	10
4. Tamara James	FIU (3/18/06)	9
Sheila James	at Houston (3/16/02)	9
Elaine Harlow	vs. Illinois State (3/22/90)	9

### WNIT SINGLE-GAME 3-POINT FG PCT. (2 3PM MIN.)

Name	3PM	3PA	Pct	Opponent (date)
1. Shenise Johnson	4	4	1.000	at Providence (3/28/10)
2. Katie Hayek	2	2	1.000	FIU (3/18/06)

3. Melissa Knight	4	5	.800	FIU (3/18/06)
4. Shenise Johnson	3	5	.600	at Michigan (3/31/10)
Melissa Knight	3	5	.600	at Virginia (3/22/06)
Cassandra Wimes	3	5	.600	at Rice (3/12/99)

## FREE THROWS

### WNIT SINGLE-GAME FREE THROWS MADE

Name	Opponent (date)	FTM
1. Tamara James	FIU (3/18/06)	14
2. Tamara James	at Virginia (3/22/06)	10
3. Jeannie Hebert	vs. Charlotte (3/24/90)	8
4. Shenise Johnson	at Providence (3/28/10)	7
5. Charmaine Clark	Florida (3/21/10)	6

### WNIT SINGLE-GAME FREE THROW ATTEMPTS

Name	Opponent (date)	FTA
1. Tamara James	FIU (3/18/06)	16
2. Tamara James	at Virginia (3/22/06)	14
3. Jeannie Hebert	vs. Charlotte (3/24/90)	13
4. Shenise Johnson	at Providence (3/28/10)	8
Shenise Johnson	North Carolina A&T (3/25/10)	8
Charmaine Clark	Florida (3/21/10)	8

### WNIT SINGLE-GAME FREE-THROW PCT. (5 FTA MIN.)

Name	FTM	FTA	Pct	Opponent (date)
1. Renee Taylor	5	5	1.000	FIU (3/18/06)
2. Tamara James	14	16	.875	FIU (3/18/06)
3. Shenise Johnson	7	8	.875	at Providence (3/28/10)
4. Adrienne Motley	5	6	.833	Stetson (3/20/14)
Diane Barnes	5	6	.833	at Providence (3/28/10)
Frances Savage	5	6	.833	vs. Charlotte (3/24/90)
Frances Savage	5	6	.833	vs. Illinois St. (3/22/90)

## REBOUNDS

### WNIT SINGLE-GAME REBOUNDS

Name	Opponent (date)	Reb
1. Keyona Hayes	Stetson (3/20/14)	15
2. Frances Savage	vs. Kentucky (3/23/90)	12
3. Diane Barnes	FGCU (3/18/10)	11
Frances Savage	vs. Charlotte (3/24/90)	11
Frances Savage	vs. Illinois State (3/22/90)	11

### WNIT SINGLE-GAME OFFENSIVE REBOUNDS

Name	Opponent (date)	Reb
1. Frances Savage	vs. Charlotte (3/24/90)	8
2. Martha Bodley	at Houston (3/16/02)	6
Frances Savage	vs. Kentucky (3/23/90)	6
4. Keyona Hayes	Stetson (3/20/14)	5
Morgan Stroman	at Michigan (3/31/10)	5
Shenise Johnson	Florida (3/21/10)	5
Tamara James	at Virginia (3/22/06)	5
Frances Savage	vs. Illinois State (3/22/90)	5

### WNIT SINGLE-GAME DEFENSIVE REBOUNDS

Name	Opponent (date)	Reb
1. Keyona Hayes	Stetson (3/20/14)	10
2. Charmaine Clark	at Michigan (3/31/10)	8
Diane Barnes	FGCU (3/18/10)	8
Tamara James	FIU (3/18/06)	8
Martha Bodley	at Georgia Tech (3/13/02)	8



# WNIT - INDIVIDUAL RECORDS

## ASSISTS

### WNIT SINGLE-GAME ASSISTS

Name	Opponent (date)	Ast
1. Renee Taylor	FIU (3/18/06)	10
2. Shenise Johnson	Florida (3/21/10)	8
Renee Taylor	at Virginia (3/22/06)	8
4. Shenise Johnson	at Michigan (3/31/10)	7
Charmaine Clark	North Carolina A&T (3/25/10)	7
Shenise Johnson	FGCU (3/18/10)	7
Elaine Harlow	vs. Charlotte (3/24/90)	7

## STEALS

### WNIT SINGLE-GAME STEALS

Name	Opponent (date)	Stl
1. Tamara James	FIU (3/18/06)	5
2. Shenise Johnson	at Michigan (3/31/10)	4
Morgan Stroman	North Carolina A&T (3/25/10)	4
Melissa Knight	FIU (3/18/06)	4
Renee Taylor	FIU (3/18/06)	4
Meghan Saake	at Georgia Tech (3/13/02)	4
Elaine Harlow	vs. Charlotte (3/24/90)	4
Lisa Jones	vs. Charlotte (3/24/90)	4
Nanci Clayton	vs. Kentucky (3/23/90)	4

## BLOCKED SHOTS

### WNIT SINGLE-GAME BLOCKED SHOTS

Name	Opponent (date)	Blk
1. Jassany Williams	Stetson (3/20/14)	3
Martha Bodley	at Houston (3/16/02)	3
Chanivia Broussard	at Houston (3/16/02)	3
Kym Hope	at Rice (3/12/99)	3
5. Sylvia Bullock	North Carolina A&T (3/25/10)	2
Diane Barnes	FGCU (3/18/10)	2
Meghan Saake	at Houston (3/16/02)	2
Belinda Kunczt	vs. Kentucky (3/23/90)	2
Frances Savage	vs. Kentucky (3/23/90)	2



# ACC TOURNAMENT - TEAM RECORDS



## MARGIN OF VICTORY

Category	Points	Opponent	Date
Largest Margin of Victory	22	vs. Pittsburgh (UM, 77-55)	3/3/16
Largest Margin of Defeat	27	vs. Georgia Tech (GT, 76-49)	3/6/08

## POINTS

Category	Points	Opponent	Date
Most Points	93	vs. NC State	3/4/11
Fewest Points	45	vs. Virginia Tech	3/7/13
Most Points Allowed	92	vs. Syracuse	3/8/19
Fewest Points Allowed	39	vs. Virginia Tech	3/7/13
Most Points in a Loss	85	vs. Syracuse	3/8/19
Most Points Combined	178	vs. NC State (UM, 93-85)	3/4/11

## POINTS IN A QUARTER<sup>^</sup>

Category	Points	Opponent	Date
Most Points in a Quarter	28	vs. Georgia Tech (2nd)	3/2/17
Fewest Points in a Quarter	8	vs. Florida State (4th)	3/3/17
Most Points Allowed in a Quarter	31	vs. Syracuse (2nd)	3/8/19
Fewest Points Allowed in a Quarter	4	vs. Notre Dame (1st)	3/5/22
Most Points Combined in a Quarter	48	vs. Syracuse (SU, 25-23, 4th)	3/8/19
Fewest Points Combined in a Quarter	19	vs. Notre Dame (UM, 12-4, 1st)	3/5/22
Largest Positive Margin in a Quarter	+16	vs. Louisville (UM, 23-7, 4th)	3/4/22
Largest Negative Margin in a Quarter	-15	vs. Syracuse (SU, 31-16, 2nd)	3/8/19

<sup>^</sup> - NCAA switched to the quarter system in advance of the 2015-16 season

## FIELD GOALS

Category	FG	Opponent	Date
Most Field Goal Attempts	70	vs. NC State	3/4/11
Fewest Field Goal Attempts	48	vs. Duke	3/3/22
Most Field Goals Made	37	vs. Georgia Tech	3/2/17
Fewest Field Goals Made	14	vs. Virginia Tech	3/7/13
Highest Field Goal Percentage	.638 (37-58)	vs. Georgia Tech	3/2/17
Lowest Field Goal Percentage	.286 (14-49)	vs. Virginia Tech	3/7/13

## 3-POINT FIELD GOALS

Category	3FG	Opponent	Date
Most 3-Point Attempts	28	vs. Virginia Tech	3/4/21
Fewest 3-Point Attempts	6	vs. Virginia Tech	3/2/17
Most 3-Pointers Made	9	vs. Georgia Tech	3/2/06
Fewest 3-Pointers Made	1	vs. Virginia Tech	3/7/13
	1	vs. Florida State	3/3/17
Highest 3-Point Percentage	.533 (8-15)	vs. Florida State	3/4/16
Lowest 3-Point Percentage	.091 (1-11)	vs. Florida State	3/3/17

## FREE THROWS

Category	FT	Opponent	Date
Most Free Throw Attempts	28	vs. NC State	3/4/11
Fewest Free Throw Attempts	5	vs. Louisville	3/4/22
Most Free Throws Made	19	vs. NC State	3/4/11
Fewest Free Throws Made	4	vs. Georgia Tech	3/1/07
Highest Free-Throw Percentage (6FTA)	.889 (8-9)	vs. Notre Dame	3/5/16
Lowest Free-Throw Percentage	.417 (5-12)	vs. Pittsburgh	3/3/16

## REBOUNDS

Category	Reb	Opponent	Date
Most Rebounds	48	vs. Florida State	3/8/13
Fewest Rebounds	20	vs. Georgia Tech	3/1/07
Most Offensive Rebounds	18	vs. Boston College	3/5/09
Fewest Offensive Rebounds	3	vs. Duke	3/3/22
Most Defensive Rebounds	34	vs. Florida State	3/7/13
Fewest Defensive Rebounds	14	vs Boston College	3/5/09



# ACC TOURNAMENT - TEAM RECORDS

## ASSISTS

Category	Ast	Opponent	Date
Most Assists	21	vs. Pittsburgh	3/3/16
Fewest Assists	6	vs. Notre Dame	3/6/15
		vs. Virginia Tech	3/7/13
		vs. Wake Forest (OT)	3/4/10

## BLOCKED SHOTS

Category	Blk	Opponent	Date
Most Blocked Shots	7	vs. Florida State	3/4/16
Fewest Blocked Shots	0	vs. Louisville	3/4/22

## STEALS

Category	Stl	Opponent	Date
Most Steals	26	vs. Florida State	3/4/16
Fewest Steals	0	vs. Syracuse	3/8/19

## TURNOVERS

Category	TO	Opponent	Date
Most Turnovers	23	vs. Florida State	3/6/14
		vs. Florida State	3/8/13
Fewest Turnovers	9	vs. Virginia Tech	3/4/21
		vs. Notre Dame	3/6/15

## PERSONAL FOULS

Category	PF	Opponent	Date
Most Personal Fouls	25	vs. Georgia Tech	3/2/06
Fewest Personal Fouls	8	vs. Boston College	3/5/09

# ACC TOURNAMENT - INDIVIDUAL RECORDS



## SCORING

### ACC TOURN. SINGLE-GAME SCORING

Name	Opponent (date)	Pts
1. Riquana Williams	vs. Wake Forest (3/4/10)	28
2. Destiny Harden	vs. Louisville (3/4/22)	27
Destiny Harden	vs. Virginia Tech (3/4/21)	27
Beatrice Mompremier	vs. Syracuse (3/8/19)	27
5. Emese Hof	vs. Syracuse (3/8/19)	25
Shenise Johnson	vs. NC State (3/4/11)	25
7. Kelsey Marshall	vs. NC State (3/6/22)	24
Jessica Thomas	vs. Notre Dame (3/6/15)	24
9. Beatrice Mompremier	vs. Clemson (3/4/20)	23
10. Riquana Williams	vs. Wake Forest (3/2/12)	22
Riquana Williams	vs. NC State (3/4/11)	22

## FIELD GOALS

### ACC TOURN. SINGLE-GAME FIELD GOALS MADE

Name	Opponent (date)	FGM
1. Destiny Harden	vs. Louisville (3/4/22)	11
Destiny Harden	vs. Virginia Tech (3/4/21)	11
Beatrice Mompremier	vs. Syracuse (3/8/19)	11
4. Emese Hof	vs. Syracuse (3/8/19)	10
Shenise Johnson	vs. NC State (3/4/11)	10
Riquana Williams	vs. Wake Forest (3/4/10)	10
7. Kelsey Marshall	vs. NC State (3/6/22)	9
Beatrice Mompremier	vs. Clemson (3/4/20)	9
Emese Hof	vs. Florida State (3/2/18)	9
Keyona Hayes	vs. Pittsburgh (3/3/16)	9
Jessica Thomas	vs. Notre Dame (3/6/15)	9
Riquana Williams	vs. Wake Forest (3/2/12)	9

### ACC TOURN. SINGLE-GAME FIELD GOAL ATTEMPTS

Name	Opponent (date)	FGA
1. Riquana Williams	vs. Wake Forest (3/4/10)	25
2. Riquana Williams	vs. North Carolina (3/5/11)	24
3. Riquana Williams	vs. Wake Forest (3/2/12)	21
4. Shenise Johnson	vs. North Carolina (3/4/11)	20
Shenise Johnson	vs. NC State (3/4/11)	20

### ACC TOURN. SINGLE-GAME FG PCT. (10 FGA MIN.)

Name	FG	FGA	Pct	Opponent (date)
1. Destiny Harden	11	15	.733	vs. Louisville (3/4/22)
2. Keyona Hayes	8	11	.727	vs. Georgia Tech (3/2/17)
3. Emese Hof	7	10	.700	vs. Florida St. (3/4/16)
4. Beatrice Mompremier	11	16	.688	vs. Syracuse (3/9/19)
5. Emese Hof	10	15	.667	vs. Syracuse (3/9/19)
6. Beatrice Mompremier	9	14	.643	vs. Clemson (3/4/20)
Jessica Thomas	9	14	.643	vs. Notre Dame (3/5/15)
8. Keyona Hayes	7	11	.636	vs. Duke (3/4/17)
Emese Hof	7	11	.636	vs. Georgia Tech (3/2/17)

Note: Keyona Hayes has the record for most field goals made without a miss (9-of-9, vs. Pittsburgh, 3/3/16)

## 3-POINT FIELD GOALS

### ACC TOURN. SINGLE-GAME 3-POINT FG MADE

Name	Opponent (date)	3PM
1. Jessica Thomas	vs. Notre Dame (3/5/16)	5
Jessica Thomas	vs. Florida State (3/4/16)	5
3. Kelsey Marshall	vs. Notre Dame (3/5/22)	4
Destiny Harden	vs. Louisville (3/4/22)	4

Krystal Saunders	vs. Florida State (3/6/14)	4
Riquana Williams	vs. Wake Forest (3/2/12)	4
Riquana Williams	vs. North Carolina (3/5/11)	4
Shenise Johnson	vs. NC State (3/4/11)	4

### ACC TOURN. SINGLE-GAME 3-POINT FG ATTEMPTS

Name	Opponent (date)	3PA
1. Kelsey Marshall	vs. Notre Dame (3/5/22)	11
Riquana Williams	vs. North Carolina (3/5/11)	11
3. Stefanie Yderstrom	vs. NC State (3/4/11)	10
4. Kelsey Marshall	vs. Clemson (3/4/20)	9
Jessica Thomas	vs. Notre Dame (3/5/16)	9
Stefanie Yderstrom	vs. Florida State (3/8/13)	9
Riquana Williams	vs. NC State (3/4/11)	9
Riquana Williams	vs. Wake Forest (3/4/10)	9

### ACC TOURN. SINGLE-GAME 3-POINT FG PCT. (2 3PM MIN.)

Name	3PM	3PA	Pct	Opponent (date)
1. Jessica Thomas	5	6	.833	vs. Florida State (3/4/16)
2. Destiny Harden	4	5	.800	vs. Louisville (3/4/22)
Shenise Johnson	4	5	.800	vs. NC State (3/4/11)
3. Maurita Reid	2	3	.667	vs. Georgia Tech (3/1/07)
4. Jessica Thomas	3	5	.600	vs. Notre Dame (3/6/15)
Necole Sterling	3	5	.600	vs. Virginia (3/5/15)

## FREE THROWS

### ACC TOURN. SINGLE-GAME FREE THROWS MADE

Name	Opponent (date)	FTM
1. Morgan Stroman	vs. Florida State (3/8/13)	8
Fallon Phanord	vs. North Carolina (3/5/05)	8
3. Keyanna Harris	vs. Wake Forest (3/1/18)	7
Shawnice Wilson	vs. Virginia Tech (3/7/13)	7
Riquana Williams	vs. NC State (3/4/11)	7

### ACC TOURN. SINGLE-GAME FREE THROW ATTEMPTS

Name	Opponent (date)	FTA
1. Beatrice Mompremier	vs. Clemson (3/4/20)	10
Morgan Stroman	vs. Florida State (3/8/13)	10
Riquana Williams	vs. NC State (3/4/11)	10
3. Riquana Williams	vs. Wake Forest (3/4/10)	9
4. Keyanna Harris	vs. Wake Forest (3/1/18)	8
Morgan Stroman	vs. Virginia Tech (3/7/13)	8
Shawnice Wilson	vs. Virginia Tech (3/7/13)	8
Morgan Stroman	vs. NC State (3/4/11)	8
Fallon Phanord	vs. North Carolina (3/5/05)	8

### ACC TOURN. SINGLE-GAME FREE-THROW PCT. (5 FTA MIN.)

Name	FTM	FTA	Pct	Opponent (date)
1. Fallon Phanord	8	8	1.000	vs. N. Carolina (3/5/05)
2. Keyanna Harris	7	8	.875	vs. Wake Forest (3/1/18)
Shawnice Wilson	7	8	.875	vs. Virginia Tech (3/7/13)
4. Shenise Johnson	5	6	.833	vs. N. Carolina (3/5/05)
Lamese James	5	6	.833	vs. Florida St. (3/5/09)

RECORDS



# ACC TOURNAMENT - INDIVIDUAL RECORDS

## REBOUNDS

### ACC TOURN. SINGLE-GAME REBOUNDS

Name	Opponent (date)	Reb
1. Shawnice Wilson	vs. Florida State (3/8/13)	18
2. Shenise Johnson	vs. North Carolina (3/5/11)	14
Tamara James	vs. North Carolina (3/5/05)	14
4. Morgan Stroman	vs. Virginia Tech (3/7/13)	13
Shawnice Wilson	vs. Wake Forest (3/2/12)	13
Shenise Johnson	vs. NC State (3/4/11)	13

### ACC TOURN. SINGLE-GAME OFFENSIVE REBOUNDS

Name	Opponent (date)	Reb
1. Shawnice Wilson	vs. Wake Forest (3/2/12)	6
Shenise Johnson	vs. Boston College (3/5/09)	6
3. Destiny Harden	vs. Virginia Tech (3/4/21)	5
Morgan Stroman	vs. Florida State (3/8/13)	5
Shawnice Wilson	vs. Florida State (3/8/13)	5
Shenise Johnson	vs. North Carolina (3/5/11)	5
Morgan Stroman	vs. Wake Forest (3/4/10)	5
Renee Taylor	vs. Georgia Tech (3/2/06)	5

### ACC TOURN. SINGLE-GAME DEFENSIVE REBOUNDS

Name	Opponent (date)	Reb
1. Shawnice Wilson	vs. Florida State (3/8/13)	13
2. Morgan Stroman	vs. Virginia Tech (3/7/13)	12
3. Tamara James	vs. North Carolina (3/5/05)	10
4. Destiny Harden	vs. Duke (3/3/22)	9
Beatrice Mompremier	vs. Syracuse (3/9/19)	9
Shenise Johnson	vs. North Carolina (3/5/11)	9
Shenise Johnson	vs. NC State (3/4/11)	9

## ASSISTS

### ACC TOURN. SINGLE-GAME ASSISTS

Name	Opponent (date)	Ast
1. Keyanna Harris	vs. Wake Forest (3/1/18)	8
2. Karla Erjavec	vs. Louisville (3/4/22)	7
3. Mykea Gray	vs. Clemson (3/4/20)	6
Michelle Woods	vs. Florida State (3/4/16)	6
Shenise Johnson	vs. Wake Forest (3/2/12)	6
Riquna Williams	vs. NC State (3/4/11)	6
LaToya Cunningham	vs. Boston College (3/5/09)	6
Yalonda McCormick	vs. North Carolina (3/5/05)	6

## STEALS

### ACC TOURN. SINGLE-GAME STEALS

Name	Opponent (date)	Stl
1. Yalonda McCormick	vs. North Carolina (3/5/05)	6
2. Erykah Davenport	vs. Wake Forest (3/1/18)	5
Adrienne Motley	vs. Florida State (3/4/16)	5
Morgan Stroman	vs. NC State (3/4/11)	5
Renee Taylor	vs. Georgia Tech (3/2/06)	5
Tamara James	vs. Georgia Tech (3/4/05)	5

# WATSCO CENTER RECORDS



*Beginning Jan. 15, 2003, all home games played at BankUnited Center  
(name changed to Watsco Center prior to 2016-17)*

## SINGLE-GAME INDIVIDUAL RECORDS

Category	Stat	Individual	Opponent	Date
Scoring	39	Tamara James	Fairfield	12/28/04
Field Goals Made	17	Tamara James	Fairfield	12/28/04
Field Goals Attempted	31	Riquna Williams	North Carolina	2/13/11
Field Goal % (min. 10 attempts)	.857 (12-14)	Tamara James	NC A&T	12/28/05
3-Point Field Goals Made	8	Riquna Williams	Maryland	1/12/12
3-Point Field Goals Attempted	14	Riquna Williams	Maryland	1/12/12
3-Point Field Goal % (min. 5 made)	1.000 (6-6)	Laura Cornelius	NC State	12/30/15
Free Throws Made	14	Tamara James	FIU	3/18/06
Free Throws Attempted	16	Tamara James	FIU	3/18/06
Free Throw % (min. 8 attempts)	1.000 (11-11)	Tamara James	FDU	12/2/05
Assists*	11	Albrey Grimsley	Florida State	1/24/08
Rebounds	22	Beatrice Mompremier	Arizona State	3/24/19
Steals	10	Maurita Reid	Wake Forest	2/8/07
Blocked Shots	9	Jassany Williams	Notre Dame	1/8/15

\* - recorded more than once with most recent listed

## SINGLE-GAME TEAM RECORDS

Category	Points	Opponent	Date
Scoring	107	Prairie View A&M	11/17/11
Field Goals Made	42	Prairie View A&M	11/17/11
Field Goals Attempted	86	Quinnipiac	12/28/09
Field Goal %	.621 (41-66)	NC A&T	12/29/05
3-Point Field Goals Made*	14	FIU	3/18/06
3-Point Field Goals Attempted	35	North Carolina	2/21/08
3-Point Field Goal % (min. 5 made)	.769 (10-13)	Coppin State	1/2/05
Free Throws Made	34	Boston College	1/27/19
Free Throws Attempted	49	Boston College	1/27/19
Free Throw % (min. 10 attempts)*	1.000 (12-12)	Jacksonville	11/13/07
Assists*	32	NC A&T	12/28/05
Rebounds	70	Quinnipiac	12/28/09
Steals	29	Prairie View A&M	11/17/11
Blocked Shots*	11	Brown	12/29/08
Points in a Quarter	33	Alabama	12/21/18
Fewest Points Allowed in a Quarter	0	UNC Asheville	12/20/19

\* - recorded more than once with most recent listed



# MISCELLANEOUS RECORDS

## WATSCO CENTER ATTENDANCE RECORDS

Date	Opponent	Result	Att.
12/6/16	Loyola Chicago	W, 81-43	4,989
2/19/03	Connecticut	L, 81-60	4,973
11/13/15	Wright State#	W, 80-67	4,034
11/13/19	North Florida#	W, 78-55	4,017
11/29/08	Santa Clara@	W, 60-44	3,777
12/30/10	Morgan State%	W, 74-47	3,683
11/9/12	North Florida#	W, 77-24	3,160
11/9/18	Stephen F. Austin	W, 81-60	3,079
2/19/12	Florida State	W, 67-60	3,016
3/22/19	FGCU!	W, 69-62	3,003

## LARGEST CROWDS TO SEE THE GAMES\*

Date	Opponent	Result	Att.
1/12/02	at Connecticut	L, 96-50	16,294
2/16/97	at Connecticut	L, 86-59	16,294
3/22/03	vs. New Mexico!	L, 91-85	16,151
2/17/19	at Louisville	W, 79-73	12,193
11/15/11	at Tennessee	L, 92-76	12,151
3/7/13	vs. Virginia Tech	W, 45-39	11,359
3/4/10	vs. Wake Forest^	L, 66-65	11,445
2/12/12	at Maryland	W, 76-74	11,008
3/7/04	vs. Boston College\$	L, 65-53	10,833
2/8/04	at Connecticut	L, 83-65	10,167
3/6/08	vs. Georgia Tech^	L, 76-49	10,158

## HOME ATTENDANCE RECORDS\*

Date	Opponent	Result	Att.
1/29/00	Connecticut	L, 84-36	9,276
1/19/02	Seton Hall	W, 56-54	5,620
12/6/16	Loyola Chicago	W, 81-43	4,989
2/19/03	Connecticut	L, 81-60	4,973
11/13/15	Wright State#	W, 80-67	4,034
11/13/19	North Florida#	W, 78-55	4,017
11/29/08	Santa Clara@	W, 60-44	3,777
12/30/10	Morgan State%	W, 74-47	3,683
11/9/12	North Florida#	W, 77-24	3,160
11/9/18	Stephen F. Austin	W, 81-60	3,079

# - Education Day Game

@ - Miami Thanksgiving Classic

% - Miami Holiday Classic

^ - ACC Tournament

\$ - Big East Tournament

! - NCAA Tournament

\* - since 1991-92

## ALL-TIME RECORDS BY MONTH\*

Month	Home	Away	Neutral	Totals
Nov	84-12	25-25	14-12	119-47
Dec	163-60	23-31	16-11	199-101
Jan	120-73	88-101	9-12	214-182
Feb	125-49	74-101	13-23	206-169
March	23-11	8-16	29-35	56-60
April	-	0-1	-	0-1
Unknown	6-3	6-5	3-4	15-12
<b>Totals</b>	<b>522-208</b>	<b>224-280</b>	<b>84-97</b>	<b>830-585</b>

## ALL-TIME RECORDS BY DAY\*

Day	Record	Pct.
Monday	78-51	.605
Tuesday	82-61	.573
Wednesday	81-63	.563
Thursday	136-102	.571
Friday	111-63	.638
Saturday	174-119	.594
Sunday	153-112	.577
Missing	15-14	.517
<b>Totals</b>	<b>830-585</b>	<b>.587</b>

\* - 29 games missing during the 1974-75, 1978-79 seasons

## ALL-TIME RECORDS IN 1-5 POINT DECISIONS

Point Differential	Record	Pct.
1 Point	17-29	.370
2 Points	29-32	.475
3 Points	34-24	.586
4 Points	28-19	.596
5 Points	22-30	.423
<b>Totals</b>	<b>130-134</b>	<b>.492</b>

## SPECIFIC GAMES

Game	Record	Pct.
Season Opener	41-9	.820
(at home)	29-2	.935
(on the road)	9-3	.750
(neutral site)	3-4	.429
(under Katie Meier)	16-1	.941
ACC Opener	10-8	.555
(at home)	7-5	.583
(on the road)	3-3	.500
First Home Game	47-3	.940
First Road Game	22-28	.440

## WINNING STREAKS

Category	Games	Dates
Overall	30	12/1/91-3/21/92
Regular Season	30	12/1/91-3/21/92
Home	41	2/28/10-11/18/12
Home Regular Season	37	2/28/10-11/18/12
Away	13	12/8/91-3/9/92
Away Regular Season	13	12/9/91-3/9/92

## LOSING STREAKS

Category	G	Dates
Overall	8	1/10/86-2/10/86
Regular Season	8	1/10/86-2/10/86

# OVERTIME GAMES



Season	Date	Opponent	H/A/N	W/L	OT	Score	Margin
1982-83	12/31/82	Pittsburgh	H	W	2OT	79-75	+4
1982-83	2/18/83	Florida A&M	H	L	OT	80-78	-2
1983-84	3/1/84	FIU	A	L	2OT	83-81	-2
1988-89	12/2/88	Houston	A	L	OT	81-76	-5
1990-91	1/26/91	Mercer#	H	L	OT	86-83	-3
1991-92	11/23/91	Florida State	A	L	OT	71-69	-2
1992-93	12/30/92	Texas Tech	H	L	OT	75-74	-1
1992-93	2/9/93	Georgetown&	A	L	3OT	90-88	-2
1993-94	1/15/94	St. John's&	A	W	OT	80-72	+8
1993-94	1/19/94	Syracuse&	H	W	2OT	62-59	+3
1997-98	12/31/97	West Virginia&	H	W	OT	74-72	+2
1997-98	1/14/98	Villanova&	A	L	OT	68-67	-1
1998-99	12/30/98	St. John's&	A	L	OT	76-72	-4
2000-01	1/21/01	Western Kentucky	H	L	OT	82-75	-7
2001-02	1/16/02	Syracuse&	H	W	OT	75-71	+4
2002-03	1/28/03	Virginia Tech&	H	W	OT	67-66	+1
2002-03	2/26/03	Seton Hall&	A	L	OT	78-71	-7
2003-04	1/14/04	Georgetown&	H	W	OT	57-55	+2
2005-06	2/19/06	No. 1 Duke*	H	L	2OT	99-93	-6
2005-06	2/26/06	Georgia Tech*	H	W	2OT	90-85	+5
2007-08	11/28/07	Milwaukee	A	W	OT	73-70	+3
2007-08	1/24/08	Florida State*	H	L	OT	75-70	-5
2007-08	2/11/08	Virginia Tech*	H	L	OT	81-73	-8
2008-09	2/19/09	No. 23 Virginia*	A	L	OT	84-75	-9
2009-10	1/27/10	No. 25 Georgia Tech*	A	L	OT	80-73	-7
2009-10	2/11/10	No. 21 Virginia*	H	L	OT	69-63	-6
2009-10	2/18/10	Clemson*	A	L	OT	73-72	-1
2009-10	2/28/10	Boston College*	H	W	OT	76-68	+8
2009-10	3/4/10	Wake Forest%	N	L	OT	61-60	-1
2010-11	12/7/10	No. 12 Georgetown	H	W	OT	81-72	+9
2010-11	1/30/11	No. 25 Georgia Tech*	H	W	OT	84-74	+10
2011-12	12/5/11	No. 11 Rutgers	H	W	2OT	92-81	+11
2013-14	3/6/14	Florida State%	N	L	OT	72-67	-5
2015-16	2/21/16	Virginia Tech*	H	W	OT	67-56	+11
2016-17	12/1/16	No. 9/10 Ohio State	A	W	OT	94-89	+5
2019-20	1/30/20	Georgia Tech*	H	W	OT	54-49	+5

## OVERTIME RECORDS

All	16-20
2OT	4-2
3OT	0-1
Conference	10-11 (2-1 2OT, 0-1 3OT)
ACC	4-6 (1-1 2OT)
ACC Tournament	0-2
Home	13-8
Away	3-10
Neutral	0-2
Under Katie Meier	9-9

\* Atlantic Coast Conference game  
& BIG EAST Conference game

# New South Women's Athletic Conference game

% ACC Tournament game



# 100-POINT GAMES

## MIAMI 100-POINT GAMES

Season	Date	Opponent	H/A/N	W/L	UM	Opp	Margin
1975-76	1/14/76	Homestead AFB	H	W	100	20	+80
1979-80	11/28/79	Broward Central	A	W	101	38	+63
1979-80	2/12/80	Broward Central	H	W	104	35	+69
1980-81	1/27/81	FIU	H	W	109	56	+53
1981-82	1/28/82	Florida Memorial	H	W	100	54	+46
1987-88	1/11/88	Florida A&M	H	W	104	86	+18
1987-88	2/25/88	UCF	H	W	103	87	+16
1988-89	12/19/88	Florida A&M	H	W	103	64	+39
1988-89	2/24/89	FIU	A	W	100	85	+15
1997-98	11/25/97	Florida Atlantic	A	W	105	84	+21
1997-98	12/27/97	Delaware State	H	W	105	62	+43
2002-03	11/25/02	Morris Brown	H	W	111	44	+67
2005-06	12/2/05	Farleigh Dickinson	H	W	100	62	+38
2005-06	12/28/05	North Carolina A&T	H	W	104	65	+39
2009-10	11/13/09	CSU Bakersfield	A	W	111	93	+18
2009-10	12/21/09	Cornell	A	W	101	62	+39
2011-12	11/17/11	Prairie View A&M	H	W	107	26	+81
2011-12	12/16/11	Louisiana-Monroe	H	W	103	39	+64
2016-17	1/26/17	North Carolina*	H	W	100	88	+12
2018-19	12/21/18	Alabama	N	W	101	74	+27
2018-19	12/28/18	Florida A&M	H	W	103	54	+49

## MIAMI 100-POINT RECORDS

Total	21
Home	15
Away	5
ACC	1
Under Katie Meier	9

## OPPONENT 100-POINT GAMES

Season	Date	Opponent	H/A/N	W/L	UM	Opp	Margin
1975-76	2/9/76	Florida	A	L	53	103	-50
1976-77	1/24/76	Miami-Dade North	A	L	69	106	-37
1979-80	12/31/79	Kansas	H	L	62	101	-39
1980-81	12/28/80	Drake	H	L	63	101	-38
1985-86	2/8/86	Kentucky	A	L	53	108	-55
1985-86	2/17/86	No. 1 Texas	A	L	43	112	-69
2002-03	2/15/03	West Virginia&	A	L	84	100	-16
2004-05	12/6/04	No. 12 Texas Tech	A	L	49	109	-60
2006-07	1/10/07	No. 1 Maryland*	H	L	53	111	-58
2017-18	1/11/18	No. 13/12 Florida State*	A	L	67	105	-38

## OPPONENT 100-POINT RECORDS

Total	10
Home	3
Away	7
Under Katie Meier	2

\* Atlantic Coast Conference game  
& BIG EAST Conference game



# HALFTIME COMEBACKS



Since 1995

Date	Opponent	Site	Half	Result	Margin
1/11/95	Georgetown&	A	36-34	W, 72-66	-2
1/21/95	Providence&	H	41-33	W, 80-78	-8
2/1/95	Pittsburgh&	H	29-25	W, 54-50	-4
2/18/95	Syracuse&	H	39-38	W, 67-65	-1
1/31/96	Providence&	H	42-34	W, 74-73	-8
2/8/96	West Virginia&	A	36-32	W, 88-69	-4
2/25/97	Georgetown&	H	25-22	W, 62-58	-3
3/2/97	Boston College@	N	27-22	W, 63-48	-5
11/20/97	South Florida	A	24-22	W, 55-52	-2
12/28/97	Maine	H	41-35	W, 91-78	-6
12/31/97	West Virginia&	H	35-31	W, 74-72 (OT)	-4
1/31/98	Georgetown&	A	35-34	W, 81-74	-1
2/3/98	Notre Dame&	H	34-30	W, 77-76	-4
12/5/98	Boston College&	H	30-27	W, 65-57	-3
1/2/99	Pittsburgh&	H	36-29	W, 75-60	-7
12/15/01	FAU	A	40-38	W, 92-77	-2
1/5/02	Rutgers&	A	25-23	W, 67-53	-2
2/20/02	Virginia Tech&	H	26-20	W, 55-53	-6
3/2/02	Georgetown@	N	31-30	W, 69-52	-1
3/13/02	Georgia Tech%	A	45-36	W, 73-64	-9
12/21/02	Eastern Michigan	H	33-28	W, 85-66	-5
3/4/03	Georgetown&	H	30-29	W, 73-71	-1
11/25/03	USF	A	32-26	W, 62-55	-6
1/10/04	Boston College&	A	29-27	W, 70-66	-2
11/19/04	Gardner Webb	H	30-26	W, 65-47	-4
12/29/04	Loyola Marymount	H	38-31	W, 78-67	-7
1/27/05	Florida State*	H	31-28	W, 62-57	-3
<b>1/12/06</b>	<b>Clemson*</b>	<b>A</b>	<b>27-26</b>	<b>W, 74-52</b>	<b>-1</b>
11/15/06	Santa Clara	A	45-41	W, 85-83	-4
11/28/07	UW-Milwaukee	A	33-31	W, 73-70 (OT)	-2
12/18/07	Southern Miss	N	34-22	W, 66-63	-12
12/18/08	UCF	A	36-30	W, 66-59	-6
2/12/09	Virginia Tech*	A	31-27	W, 59-56	-4
12/24/09	Houston	H	29-26	W, 68-54	-3
1/21/10	Maryland*	A	32-31	W, 80-77	-1
3/18/10	FGCU%	H	35-27	W, 70-57	-8
1/16/11	Boston College*	H	30-27	W, 65-53	-3
1/30/11	Georgia Tech*	H	38-31	W, 84-74 (OT)	-7
2/7/11	Boston College*	A	49-41	W, 90-80	-8
12/5/11	Rutgers	H	31-22	W, 92-81	-9
1/12/12	Maryland*	H	27-25	W, 75-63	-2
1/19/12	Virginia*	A	33-29	W, 56-53	-4
2/12/12	Maryland*	A	38-33	W, 76-74	-5
1/17/13	Georgia Tech*	H	31-30	W, 71-65	-1
3/3/13	Virginia Tech*	A	23-19	W, 64-46	-4
11/30/13	Missouri	H	35-32	W, 74-68	-3
1/12/14	Virginia Tech*	A	31-25	W, 64-62	-6
2/24/14	Wake Forest*	H	36-32	W, 72-64	-4
2/27/14	Virginia*	A	36-32	W, 83-63	-4
1/21/15	Virginia*	H	27-25	W, 67-58	-2
11/15/15	Bethune-Cookman	H	21-19	W, 55-47	-2
11/23/15	Charlotte	A	39-35	W, 77-70	-4
12/2/15	Illinois+	H	35-28	W, 73-64	-7
12/20/15	Indiana	N	40-39	W, 89-75	-1
2/4/16	Boston College*	A	29-27	W, 67-62	-2
12/4/16	Old Dominion	H	25-23	W, 66-56	-2
12/10/17	Kentucky	H	30-23	W, 65-54	-7
12/31/17	Duke*	H	27-24	W, 51-48	-3
1/6/19	Wake Forest*	A	31-27	W, 72-57	-4
1/27/19	Boston College*	H	44-42	W, 76-73	-2



# HALFTIME COMEBACKS

Since 1995

Date	Opponent	Site	Half	Result	Margin
2/17/19	Louisville*	A	37-29	W, 79-73	-8
12/21/20	Washington St.	H	35-32	W, 74-68	-3
<b>1/30/21</b>	<b>Georgia Tech*</b>	<b>H</b>	<b>32-14</b>	<b>W, 54-49 (OT)</b>	<b>-18</b>
2/27/21	Wake Forest*	H	37-34	W, 79-63	-3
12/5/21	Tulane	H	30-28	W, 70-63	-2
1/16/22	Georgia Tech*	H	29-24	W, 46-45	-5
3/3/22	Duke^	N	31-27	W, 61-55	-4
3/4/22	Louisville^	N	31-26	W, 61-59	-5

\* Atlantic Coast Conference game

+ ACC/Big 10 Challenge

^ ACC Tournament

& BIG EAST Conference game

@ BIG EAST Tournament

% WNIT

**Largest halftime comeback since 1995**

**Largest margin of victory following a halftime comeback since 1995**

## BY THE NUMBERS (SINCE 1995)

Total halftime comebacks	68
Total in ACC play	24
Total in Big East play	16
Total by site	
at home	37
on road	25
neutral site	6
Total by month	
January	21
February	14
March	8
November	8
December	17

Most in a Season 5 (3x; 1997, 2002, 2015)

## LARGEST COMEBACKS (ANY POINT)

Since 2004

Date	Opponent	Site	Quarter/Half	Time	Deficit	Result
3/4/22	Louisville^	N	Fourth Quarter	9:15	16	W, 61-59
<b>1/21/21</b>	<b>Pittsburgh*</b>	<b>A</b>	<b>First Quarter</b>	<b>1:32</b>	<b>23</b>	<b>W, 72-68</b>
1/3/20	Georgia Tech*	H	Second Quarter	0:48	18	(OT) W, 54-49
2/24/19	Florida State*	H	Second Quarter	8:57	14	W, 64-54
2/17/19	Louisville*	A	Second Quarter	8:00	14	W, 79-73
1/5/17	NC State*	A	First Quarter	1:11	14	W, 67-64
12/2/15	Illinois+	H	Second Quarter	8:03	13	W, 73-64
11/13/15	Wright State	H	First Quarter	6:04	13	W, 80-67
12/5/11	Rutgers	H	Second Half	17:23	16	(2OT) W, 92-81
12/18/07	Southern Mississippi	N	First Half	2:51	20	W, 63-56
11/19/04	Gardner-Webb	H	First Half	7:52	15	W, 65-47

\* Atlantic Coast Conference game

+ ACC/Big 10 Challenge

^ ACC Tournament

**Largest comeback since Miami joined the ACC (2004-05)**

# AGAINST RANKED OPPONENTS



Date	Opponent	Site	UM Rank	Opponent Rank	Result
1/16/81	NC State	A		10	L, 97-50
2/20/82	Georgia	A		19	L, 91-51
11/26/83	NC State	A		11	L, 60-54
2/2/84	St. John's	A		18	L, 79-69
1/2/85	St. Joseph's	H		19	W, 68-65
11/29/85	Iowa	N		14	L, 83-63
12/31/85	Mississippi	H		8	L, 79-61
1/10/86	Louisiana State	N		12	L, 94-54
1/25/86	Louisiana Tech	A		3	L, 81-40
1/27/86	Auburn	A		8	L, 92-46
2/10/86	Iowa	A		16	L, 75-46
2/17/86	Texas	A		1	L, 112-43
12/27/86	Ohio State	H		16	L, 79-75
1/3/87	Auburn	N		3	L, 98-55
1/4/87	Maryland	N		13	L, 84-64
12/28/87	Virginia	H		6	L, 78-69
12/29/87	Auburn	H		2	L, 96-48
12/30/87	Illinois	H		20	L, 85-83
1/4/89	Purdue	A		10	L, 79-65
2/4/89	Auburn	A		1	L, 73-44
1/5/90	Stephen F. Austin	N		14	L, 69-62
11/25/90	Purdue	A		9	L, 86-56
12/8/90	Rutgers	H		19	L, 67-57
1/2/91	Oklahoma State	N		24	W, 74-71
1/3/91	Mississippi	N		12	W, 66-64
12/19/91	Purdue	H		10	W, 65-63
1/17/92	Connecticut	H	19	22	W, 70-66
3/26/92	Vanderbilt	N	6	15	L, 77-67
12/30/92	Texas Tech	H	22	11	(OT) L, 75-74
2/11/93	Maryland	A		9	L, 67-57
3/20/93	Western Kentucky!	A	24	16	L, 78-63
1/13/94	Seton Hall	A		25	L, 93-50
1/23/94	Connecticut	A		11	L, 87-46
2/10/94	Seton Hall	H		18	L, 82-46
2/13/94	Connecticut	H		6	L, 60-48
12/2/94	Florida	N		15	L, 84-63
12/22/94	Seton Hall	A		20	L, 72-44
1/24/95	Connecticut	H		1	L, 92-51
2/9/95	Connecticut	A		1	L, 85-48
1/10/96	Connecticut	H		3	L, 79-52
2/20/96	Notre Dame	A		23	L, 86-70
11/22/96	Florida	N		20	L, 65-58
12/1/96	Old Dominion	A		8	L, 94-55
12/29/96	Alabama	H		7	L, 73-43
1/9/97	Connecticut	H		1	L, 69-51
1/29/97	Notre Dame	H		19	L, 72-71
2/16/97	Connecticut	A		1	L, 86-59
3/3/97	Connecticut@	A		1	L, 98-71
11/21/97	Florida	A		9	L, 70-51
2/13/98	Connecticut	A		2	L, 80-60
3/14/98	Clemson!	N		14	L, 60-49
11/24/98	Florida	A		13	L, 85-69
1/5/99	Rutgers	A		15	L, 68-54
1/16/99	Boston College	H		21	W, 66-53
1/20/99	Connecticut	A		2	L, 89-55
2/6/99	Connecticut	H		4	L, 88-66
2/10/99	Rutgers	H		9	L, 66-57
2/23/99	Notre Dame	A		10	L, 89-62
2/28/99	Rutgers@	A		7	L, 79-53
1/5/00	Rutgers	A		11	L, 65-45
1/22/00	Notre Dame	H		5	L, 76-54
1/29/00	Connecticut	H		1	L, 84-36



# AGAINST RANKED OPPONENTS

2/8/00	Connecticut	A		1	L, 93-46
2/22/00	Notre Dame	A		5	L, 83-68
3/5/00	Notre Dame@	N		6	L, 67-52
12/5/00	Connecticut	H		1	L, 77-53
1/23/01	Connecticut	A		2	L, 81-45
1/27/01	Rutgers	H		14	L, 39-37
2/20/01	Notre Dame	A		2	L, 81-54
12/9/01	Texas	N		17	W, 57-55
1/12/02	Connecticut	A		1	L, 96-50
2/5/02	Virginia Tech	A		23	L, 72-60
2/20/02	Virginia Tech	H		24	W, 55-53
2/26/02	Boston College	H		18	W, 60-57
1/11/03	Notre Dame	A		16	W, 80-70
1/15/03	Boston College	H		24	L, 79-61
2/1/03	Villanova	H		20	L, 61-55
2/19/03	Connecticut	H		1	L, 81-60
3/1/03	Boston College	A		23	L, 84-77
3/9/03	Rutgers@	A		18	W, 77-74
3/10/03	Villanova@	N		18	L, 65-59
12/29/03	Vanderbilt	H		24	W, 79-57
1/10/04	Boston College	A	25	20	W, 70-66
2/8/04	Connecticut	A	22	4	L, 83-65
2/14/04	Virginia Tech	A		21	W, 65-56
12/6/04	Texas Tech	A		12	L, 109-49
1/17/05	North Carolina	A		8	L, 83-52
1/27/05	Florida State	H		21	W, 62-57
2/3/05	Duke	H		3	L, 72-63
2/14/05	NC State	H		21	L, 71-68
2/17/05	Maryland	H		20	L, 70-65
2/24/05	Duke	A		2	L, 95-61
12/29/05	Mississippi	H		25	W, 79-70
1/9/06	North Carolina	H		4	L, 90-57
1/15/06	Georgia	N		13	L, 74-59
1/19/06	Boston College	H		21	W, 82-68
1/29/06	Virginia Tech	H		25	W, 77-62
2/1/06	Maryland	A		6	L, 88-77
2/12/06	Boston College	A		21	L, 79-69
2/19/06	Duke	H		1	(OT) L, 99-93
1/3/07	Duke	A		3	L, 72-42
1/10/07	Maryland	H		1	L, 111-53
2/18/07	North Carolina	A		2	L, 93-70
12/19/07	Louisiana State	H		8	L, 63-52
1/5/07	Duke	H		12	L, 84-72
1/31/08	Maryland	A		5	L, 90-50
2/21/08	North Carolina	H		2	L, 79-61
12/30/08	Auburn	H		9	L, 68-53
1/9/09	Duke	A		5	L, 73-58
1/12/09	Georgia Tech	H		24	L, 68-50
2/8/09	Florida State	H		15	L, 75-59
2/19/09	Virginia	A		23	(OT) L, 84-75
2/22/09	Florida State	A		11	L, 59-58
2/26/09	North Carolina	A		9	L, 90-76
3/1/09	Maryland	H		5	L, 89-64
12/29/09	Texas	H		17/22	L, 76-65
1/10/10	Florida State	H		13/11	W, 78-71
1/14/10	Duke	H		7	L, 69-62
1/27/10	Georgia Tech	A		25	(OT) L, 80-73
2/4/10	North Carolina	H		9	W, 80-69
2/11/10	Virginia	H		21	(OT) L, 69-63
2/21/10	Georgia Tech	H		19	L, 77-73
2/25/10	Florida State	A		9	L, 87-62
11/17/10	Nebraska	A		21	L, 99-85
12/7/10	Georgetown	H		12	(OT) W, 81-72
1/24/11	Florida State	A	16/22	21	L, 66-59

# AGAINST RANKED OPPONENTS



1/30/11	Georgia Tech	H	16/22	25	(OT) W, 84-74
2/3/11	Duke	A	18/21	3	L, 82-58
2/10/11	Maryland	H	20/21	11	W, 83-75
2/13/11	North Carolina	A	20/21	10	W, 78-66
2/24/11	Florida State	H	12/14	12	W, 84-68
11/15/11	Tennessee	A	7/7	3	L, 92-76
12/5/11	Rutgers	H	9/9	11	(2OT) W, 92-81
12/21/11	Georgetown	A	7/7	17	L, 71-46
1/2/12	North Carolina	A	12/13	23	L, 65-63
1/12/12	Maryland	H	13/11	5	W, 75-63
2/8/12	North Carolina	H	6/6	22	W, 61-37
2/12/12	Maryland	A	6/6	8	W, 76-74
2/24/12	Duke	A	5/5	7	L, 74-64
3/19/12	Gonzaga!	H	8/9	24	L, 65-54
11/18/12	Tennessee	H		24/20	L, 79-67
11/29/12	Penn State	H		6/7	W, 69-65
1/10/13	Maryland	A	24	10	L, 84-62
1/13/13	Florida State	A	24	18/22	L, 86-65
1/27/13	North Carolina	H	23	11/16	L, 64-62
1/31/13	Duke	A		5/4	L, 82-43
2/10/13	Florida State	H		19/20	L, 93-78
2/28/13	Duke	H		5/4	W, 69-65
3/8/13	Florida State^	N		23	L, 70-58
1/9/14	Florida State	H		18/17	L, 68-63
1/19/14	NC State	H		20/21	W, 80-71
1/23/14	Notre Dame	A		2	L, 79-52
1/30/14	Duke	H		3	L, 76-75
2/2/14	North Carolina	A		6	W, 83-80
2/13/14	Maryland	H		9	L, 67-52
1/8/15	Notre Dame	H		4	W, 78-63
1/18/15	Duke	A		16/14	L, 68-53
1/25/15	Louisville	A		4	L, 68-55
2/8/15	Florida State	A		9/8	L, 80-60
2/12/15	Syracuse	A		23/22	W, 85-71
2/22/15	North Carolina	H		17/14	L, 66-65
3/1/15	Florida State	H		9/8	L, 69-55
3/6/15	Notre Dame^	N		2	L, 77-61
3/22/15	Iowa!	A		18/15	L, 88-70
12/19/15	Baylor	N	23/21	4	L, 88-81
1/24/16	Florida State	H	16	14/13	L, 69-58
2/14/16	Notre Dame	A	19/17	3	L, 90-69
2/25/16	Louisville	H	17	10	L, 79-51
2/28/16	Florida State	A	17	12	L, 70-67
3/4/16	Florida State^	N	21	14/10	W, 74-56
3/5/16	Notre Dame^	N	21	2/3	L, 78-67
11/11/16	Kentucky	A	14/20	19	L, 68-62
12/1/16	Ohio State	A	18/16	9/10	(OT) W, 94-89
12/29/16	Florida State	H	11	7	L, 81-66
1/5/17	NC State	A	14	rv/23	W, 67-64
1/8/17	Notre Dame	H	14	7/6	L, 67-55
1/11/17	Virginia Tech	H	14	15/16	W, 82-75
1/15/17	Louisville	A	14	9/8	L, 63-59
1/22/17	Syracuse	A	14	rv/24	L, 81-48
2/6/17	Florida State	A	16/17	5/5	L, 80-71
2/19/17	Duke	A	16/17	13/14	L, 83-70
3/3/17	Florida State^	N	16	8/12	W, 56-54
3/4/17	Duke^	N	16	13/11	L, 57-52
11/16/17	Maryland	H		15/15	L, 79-71
12/10/17	Kentucky	H		20/23	W, 65-54
12/31/17	Duke	H		14/15	W, 51-48
1/4/18	Notre Dame	A		2	L, 83-76
1/11/18	Florida State	A		13/12	L, 105-67
1/25/18	Louisville	H		4	L, 84-74
2/8/18	NC State	H		23	W, 52-48



## AGAINST RANKED OPPONENTS

2/11/18	Florida State	H		12	L, 91-71
11/15/18	Marquette	H	24/-	19	W, 63-55
1/3/19	Virginia Tech	H	24/23	rv/25	W, 68-61
1/23/19	Syracuse	A	-/23	13/14	W, 84-71
1/31/19	Florida State	A	-/23	24/21	L, 62-58
2/7/19	Notre Dame	H	25	4	W, 72-65
2/17/19	Louisville	A	20	2	W, 79-73
2/24/19	Florida State	H	14	22/20	W, 64-54
3/3/19	NC State	A	15/16	10	L, 70-68
3/8/19	Syracuse <sup>A</sup>	N	16/15	18/16	L, 92-85
3/24/19	Arizona State!	H	19/15	22/20	L, 57-55
11/23/19	DePaul	A	16/17	19/20	L, 89-83
11/29/19	Oregon State	H	19/18	7/5	L, 75-53
12/4/19	Indiana	H	21/22	14/16	L, 58-45
1/5/20	Florida State	H		8/8	L, 73-62
1/9/20	Louisville	H		7/7	L, 87-41
1/26/20	Florida State	A		14/14	L, 79-61
2/20/20	NC State	H		10/10	L, 50-48
12/10/20	Syracuse	H		20/18	L, 69-58
12/20/20	NC State	A		4/3	L, 78-47
1/17/21	Syracuse	A		24/21	L, 99-64
1/26/21	Louisville	A		1	L, 79-76
11/27/21	Indiana	N		4/6	L, 53-51
12/2/21	Maryland	A		8	L, 82-74
1/9/22	NC State	H		5/4	L, 76-64
1/16/22	Georgia Tech	H		15/16	W, 46-45
1/18/22	Duke	H		21/24	L, 58-49
2/1/22	Louisville	H		4	L, 69-66
2/6/22	North Carolina	A		24/23	L, 85-38
2/10/22	Notre Dame	A		18/19	L, 69-53
2/20/22	Georgia Tech	A		16/18	W, 51-39
2/24/22	Virginia Tech	A		23/24	L, 70-63
3/4/22	Louisville <sup>A</sup>	N		4/4	W, 61-59
3/5/22	Notre Dame <sup>A</sup>	N		20/20	W, 57-54
3/6/22	NC State <sup>A</sup>	N		3/3	L, 60-47
3/20/22	South Carolina!	A		1/1	L, 49-33

\* Atlantic Coast Conference game

+ ACC/Big 10 Challenge

<sup>A</sup> ACC Tournament

@ BIG EAST Tournament

### BY THE NUMBERS

Overall Record	53-173
ACC Record	28-75
Record by Site	
at home	33-66
on road	13-87
neutral site	7-20
Record by Rank	
vs. No. 1 Team	0-16
vs. Top-5 Team	6-55
vs. Top-10 Team	14-92
Record by Tournament	
in ACC Tournament	4-6
in NCAA Tournament	0-16
Most Top-25 Opponents in a Season	14 (2021-22)

# LAST TIME IT HAPPENED



## MIAMI INDIVIDUAL

Scored 20-29 points	Kelsey Marshall (24) vs. [3/3] NC State (3/6/22)
Scored 30-39 points	Beatrice Mompremier (31) at [19/20] DePaul (11/23/19)
Scored 40+ points	Renee Taylor (42) at Houston (12/19/05)
Consecutive 20-point games	Kelsey Marshall (20 vs. [4/6] Indiana, 24 vs. [8/8] Maryland) (11/27-12/2/21)
Made 10-14 field goals	Destiny Harden (11) vs. [4/4] Louisville (3/4/22)
Made 15+ field goals	Tamara James (17) vs. Fairfield (12/28/04)
Made six 3-point field goals	Kelsey Marshall (6) at [18/19] Notre Dame (2/10/22)
Made seven-plus 3-point field goals	Kelsey Marshall (7) at Virginia (2/13/20)
Made 10-14 free throws	Emese Hof (11) at [13/14] Syracuse (1/23/19)
Made 15+ free throws	Desma Thomas (16) vs. Georgetown (2/25/97)
Had 15-19 rebounds	Moulayna Johnson Sidi Baba (16) vs. Syracuse (2/3/22)
Had 20+ rebounds	Beatrice Mompremier (22) vs. [22/20] Arizona State (3/24/19)
Had 10+ assists	Laura Cornelius (10) at [13/14] Syracuse (1/23/19)
Had 5-9 steals	Destiny Harden (5) at [18/19] Notre Dame (2/10/22)
Had 5+ blocks	Brianna Jackson (5) at [14/14] Florida State (1/26/20)
Had a double-double	Destiny Harden (27 pts, 10 reb) vs. [4/4] Louisville (3/4/22)
20 points and 20 rebounds	Beatrice Mompremier (24 pts, 21 reb) vs. [11/11] Marquette (11/15/18)

## MIAMI TEAM

Scored 80-89 points	86 vs. Robert Morris (12/12/21)
Scored 90-99 points	90 vs. Vanderbilt (12/20/18)
Scored 100+ points	103 vs. Florida A&M (12/28/18)
Scored 100+ points in a conference game	100 vs. North Carolina (1/26/17)
Had 50-59 rebounds	53 vs. Syracuse (2/3/22)
Made 30-34 field goals	30 vs. South Florida (3/18/22)
Made 35-39 field goals	35 vs. Robert Morris (12/12/21)
Made 40+ field goals	41 vs. UL-Monroe (12/16/11)
Made 10-14 3-point field goals	10 at Virginia (2/15/22)
Made 15+ 3-point field goals	16 vs. Alabama (12/21/18)
Made 20-29 free throws	28 vs. FAU (12/3/20)
Made 30 free throws	34 vs. Boston College (1/27/19)
Dished 20-25 assists	21 vs. Syracuse (2/3/22)
Dished 25-29 assists	26 vs. Alabama (12/21/18)
Dished 30+ assists	30 vs. Prairie View A&M (11/17/11)
Recorded 15-19 steals	16 vs. Syracuse (1/12/19)
Recorded 20+ steals	22 vs. North Carolina (2/8/12)
Posted 10+ blocks	10 vs. NC A&T (11/22/19)
Four players with 10+ points	Erjavec (10), Harden (11), Marshall (10), Pendande (11) vs. Duke (3/3/22)
Five players with 10+ points	Djaldi-Tabdi (10), Erjavec (14), Marshall (12), Pendande (11), Williams (10) vs. USF (2/18/22)
Two players with 20+ points	Endia Banks (23), Beatrice Mompremier (20) vs. IUPUI (11/17/19)
Two players with double-figure rebounds	Emese Hof (12), Beatrice Mompremier (10) vs. FGCU (3/22/19)
Two players with double-doubles	Mompremier (21 pts, 10 reb), Hof (10 pts, 12 reb) vs. FGCU (3/22/19)
Won by 30-39 points	36 vs. Clemson (2/27/22)
Won by 40-49 points	41 vs. Robert Morris (12/12/21)
Won by 50+ points	51 at FIU (11/6/18)
Won in overtime	54-49 (OT) vs. Georgia Tech (1/30/20)
Lost in overtime	72-67 (OT) vs. Florida State (3/6/14)
Defeated a ranked opponent	57-54 vs. [20/20] Notre Dame (3/5/22)
Lost to a ranked opponent	60-47 vs. [3/3] NC State (3/6/22)
Defeated a top 6-10 opponent	56-54 vs. [8/12] Florida State (3/3/17)
Lost to a top 6-10 opponent	82-74 at [8/8] Maryland (12/2/21)
Defeated a top-5 opponent	61-59 vs. [4/4] Louisville (3/4/22)
Lost to a top-5 opponent	60-47 vs. [3/3] NC State (3/6/22)

## MIAMI OPPONENT

Scored 80-89 points	85 at [24/23] North Carolina (2/6/22)
Scored 90-99 points	99 at [24/21] Syracuse (1/17/21)
Scored 100+ points	105 vs. [13/12] Florida State (1/11/18)
Won by 30-39 points	35 at [24/21] Syracuse (1/17/21)
Won by 40-49 points	47 at [24/23] North Carolina (2/6/22)
Won by 50+ points	58 vs. [1/1] Maryland (1/10/07)
Individual scored 30-39 points	Paris Kea (31) vs. North Carolina (2/4/18)
Individual scored 40+ points	Monique Currie (43) vs. Duke (2/19/06)
Individual had 15-19 rebounds	Angel REese (15) at [8/8] Maryland (12/2/21)
Individual had 20+ rebounds	Crystal Langhorne (22) vs. Maryland (2/17/05)
Individual had 10+ assists	Arsula Clark (10) vs. Tulane (12/5/21)
Individual had 5+ steals	Taylor Koenen (5) at North Carolina (1/16/20)
Individual had 5+ blocks	Khadajah Brown (5) vs. Arkansas-Pine Bluff (12/6/21)



# YEARLY LEADERS

## SCORING AVERAGE

1979-1980	Sylvia Wilson	15.8
1980-1981	Sylvia Wilson	17.6
1981-1982	Sylvia Wilson	18.7
1982-1983	Donna Mapp	17.1
1983-1984	Cardelia Fulmore	19.5
1984-1985	Cardelia Fulmore	19.1
1985-1986	Maria Rivera	21.4
1986-1987	Maria Rivera	20.9
1987-1988	Maria Rivera	23.3
1988-1989	Frances Savage	22.4
1989-1990	Frances Savage	23.6
1990-1991	Jeannie Hebert	16.9
1991-1992	Frances Savage	23.2
1992-1993	Holly Rilinger	15.8
1993-1994	Desma Thomas	14.0
1994-1995	Octavia Blue	14.5
1995-1996	Octavia Blue	16.0
1996-1997	Desma Thomas	15.4
1997-1998	Octavia Blue	19.2
1998-1999	Kym Hope	17.2
1999-2000	Shelia James	15.2
2000-2001	Chanivia Broussard	13.2
2001-2002	Chanivia Broussard	14.2
2002-2003	Tamara James	21.0
2003-2004	Tamara James	16.6
2004-2005	Tamara James	22.3
2005-2006	Tamara James	21.5
2006-2007	Renee Taylor	18.6
2007-2008	Maurita Reid	15.3
2008-2009	Shenise Johnson	12.8
2009-2010	Riquna Williams	19.6
2010-2011	Riquna Williams	21.7
2011-2012	Shenise Johnson	17.0
2012-2013	Morgan Stroman	12.9
2013-2014	Adrienne Motley	11.1
2014-2015	Adrienne Motley	16.9
2015-2016	Adrienne Motley	15.7
2016-2017	Adrienne Motley	13.3
2017-2018	Erykah Davenport	12.5
2018-2019	Beatrice Mompremier	16.7
2019-2020	Beatrice Mompremier	16.8
2020-2021	Kelsey Marshall	13.2
2021-2022	Kelsey Marshall	13.7

1996-1997	Kym Hope	8.1
1997-1998	Kym Hope	10.6
1998-1999	Kym Hope	8.7
1999-2000	Alicia Hartlaub	7.3
2000-2001	Dalia Clarke	6.4
2001-2002	Shaquana Wilkins	6.0
2002-2003	Tamara James	7.9
2003-2004	Shaquana Wilkins	8.5
2004-2005	Tamara James	6.9
2005-2006	Tamara James	7.8
2006-2007	Brittany Denson	6.9
2007-2008	Maurita Reid	5.6
2008-2009	Shenise Johnson	7.1
2009-2010	Shenise Johnson	7.7
2010-2011	Shenise Johnson	8.3
2011-2012	Shenise Johnson	8.0
2012-2013	Morgan Stroman	8.8
2013-2014	Keyona Hayes	6.5
2014-2015	Jassany Williams	6.0
2015-2016	Keyona Hayes & Emese Hof	5.5
2016-2017	Keyona Hayes	6.1
2017-2018	Erykah Davenport	8.6
2018-2019	Beatrice Mompremier	12.2
2019-2020	Beatrice Mompremier	9.8
2020-2021	Destiny Harden	5.4
2021-2022	Lola Pendande	4.9

## FIELD GOAL PCT. (200 FGA MIN.)

1979-1980	Sylvia Wilson	.530
1980-1981	Dottie Richardson	.514
1981-1982	Sylvia Wilson	.439
1982-1983	Donna Mapp	.492
1983-1984	Cardelia Fulmore	.539
1984-1985	Cardelia Fulmore	.548
1985-1986	Hope Butler	.467
1986-1987	Hope Butler	.501
1987-1988	Hope Butler	.531
1988-1989	Frances Savage	.548
1989-1990	Frances Savage	.540
1990-1991	Vicki Plowden	.539
1991-1992	Vicki Plowden	.515
1992-1993	Vicki Plowden	.457
1993-1994	Nickki Mitchell	.394
1994-1995	Sheron Murray	.398
1995-1996	Octavia Blue	.488
1996-1997	Kym Hope	.540
1997-1998	Kym Hope	.534
1998-1999	Kym Hope	.529
1999-2000	Alicia Hartlaub	.436
2000-2001	Dalia Clarke	.452
2001-2002	Shaquana Wilkins	.482
2002-2003	Tamara James	.516
2003-2004	Shaquana Wilkins	.520
2004-2005	Tamara James	.480
2005-2006	Melissa Knight	.498
2006-2007	Albrey Grimsley	.463
2007-2008	Albrey Grimsley	.408
2008-2009	Shenise Johnson	.385
2009-2010	Diane Barnes	.545
2010-2011	Morgan Stroman	.519
2011-2012	Shenise Johnson	.452
2012-2013	Shawnice Wilson	.519
2013-2014	Keyona Hayes	.506

## REBOUNDED AVERAGE

1979-1980	Sylvia Wilson	10.4
1980-1981	Sylvia Wilson	11.8
1981-1982	Sylvia Wilson	11.5
1982-1983	Donna Mapp	11.5
1983-1984	Cardelia Fulmore	11.6
1984-1985	Cardelia Fulmore	8.9
1985-1986	Hope Butler	5.5
1986-1987	Hope Butler	8.9
1987-1988	Hope Butler	8.0
1988-1989	Frances Savage	9.2
1989-1990	Frances Savage	9.5
1990-1991	Vicki Plowden	10.0
1991-1992	Frances Savage	10.6
1992-1993	Vicki Plowden	10.0
1993-1994	Tanya Young	9.9
1994-1995	Octavia Blue	7.2
1995-1996	Jennifer Jordan	6.7



# YEARLY LEADERS



2014-2015	Adrienne Motley	.492
2015-2016	Emese Hof	.542
2016-2017	Keyona Hayes	.540
2017-2018	Erykah Davenport	.549
2018-2019	Emese Hof	.586
2019-2020	Beatrice Mompremier	.521
2020-2021*	Destiny Harden	.500
2021-2022	Ja'Leah Williams	.416

\*150 min. FGA due to shortened season (COVID-19)

## FREE THROW PCT. (70 FTA MIN.)

1979-1980	Sandra Wells & Pat Bentoski	.673
1980-1981	Gwen Harris	.779
1981-1982	Sylvia Wilson	.618
1982-1983	Dana Hunter	.675
1983-1984	Robin Harmony	.657
1984-1985	Maria Rivera	.729
1985-1986	Maria Rivera	.730
1986-1987	Maria Rivera	.791
1987-1988	Maria Rivera	.828
1988-1989	Elaine Harlow	.796
1989-1990	Frances Savage	.786
1990-1991	Jeannie Hebert	.758
1991-1992	Jeannie Hebert	.835
1992-1993	Holly Rilinger	.857
1993-1994	Desma Thomas	.679
1994-1995	Rinat Zaltz	.734
1995-1996	Cassandra Wimes	.714
1996-1997	Desma Thomas	.800
1997-1998	Kym Hope	.771
1998-1999	Kym Hope	.810
1999-2000	Gina Graziani	.714
2000-2001	Meghan Saake	.629
2001-2002	Shaquana Wilkins	.711
2002-2003	Tamara James	.760
2003-2004	Tamara James	.766
2004-2005	Tamara James	.770
2005-2006	Renee Taylor	.836
2006-2007	Renee Taylor	.843
2007-2008	Maurita Reid	.651
2008-2009	Shenise Johnson	.820
2009-2010	Shenise Johnson	.773
2010-2011	Shenise Johnson	.846
2011-2012	Shenise Johnson	.877
2012-2013	Stefanie Yderstrom	.883
2013-2014	Krystal Saunders	.775
2014-2015	Adrienne Motley	.764
2015-2016	Adrienne Motley	.767
2016-2017	Jessica Thomas	.781
2017-2018	Mykea Gray	.748
2018-2019	Laura Cornelius	.852
2019-2020	Mykea Gray	.806
2020-2021*	Naomi Mbandu	.827
2021-2022	Kelsey Marshall	.709

\*50 min. FTA due to shortened season (COVID-19)

## ASSISTS

1979-1980	Pat Bentoski	130
1980-1981	Loretta Harvey	156
1981-1982	Loretta Harvey	168
1982-1983	Loretta Harvey	120

1983-1984	Loretta Harvey	144
1984-1985	Maria Rivera	149
1985-1986	Maria Rivera	89
1986-1987	Maria Rivera	141
1987-1988	Maria Rivera	108
1988-1989	Jeannie Hebert	147
1989-1990	Jeannie Hebert	137
1990-1991	Jeannie Hebert	189
1991-1992	Jeannie Hebert	221
1992-1993	Della Wilson	134
1993-1994	Nickki Mitchell	65
1994-1995	Maureen Faulkner	71
1995-1996	Desma Thomas	72
1996-1997	Gina Graziani	198
1997-1998	Gina Graziani	210
1998-1999	Gina Graziani	153
1999-2000	Gina Graziani	94
2000-2001	Meghan Saake	99
2001-2002	Meghan Saake	125
2002-2003	Yalonda McCormick	185
2003-2004	Yalonda McCormick	157
2004-2005	Yalonda McCormick	167
2005-2006	Renee Taylor	115
2006-2007	Albrey Grimsley	82
2007-2008	Albrey Grimsley	93
2008-2009	Shenise Johnson	122
2009-2010	Shenise Johnson	166
2010-2011	Shenise Johnson	127
2011-2012	Shenise Johnson	141
2012-2013	Stefanie Yderstrom	75
2013-2014	Adrienne Motley	82
2014-2015	Jessica Thomas	74
2015-2016	Jessica Thomas	120
2016-2017	Jessica Thomas	130
2017-2018	Endia Banks	87
2018-2019	Laura Cornelius	141
2019-2020	Endia Banks	96
2020-2021	Endia Banks	69
2021-2022	Karla Erjavec	94

## STEALS

1979-1980	Dottie Richardson	100
1980-1981	Dottie Richardson & Loretta Harvey	105
1981-1982	Loretta Harvey	84
1982-1983	Gwen Harris	64
1983-1984	Robin Harmony	98
1984-1985	Cardelia Fulmore & Maria Rivera	100
1985-1986	Maria Rivera	77
1986-1987	Maria Rivera	106
1987-1988	Maria Rivera	99
1988-1989	Frances Savage & Elaine Harlow	56
1989-1990	Frances Savage	71
1990-1991	Jeannie Hebert	71
1991-1992	Vicki Plowden	76
1992-1993	Della Wilson	93
1993-1994	Ronnie McGarry	49
1994-1995	Maureen Faulkner	49
1995-1996	Desma Thomas	60
1996-1997	Desma Thomas	60
1997-1998	Kym Hope	56
1998-1999	Kym Hope	54
1999-2000	Shelia James	26
2000-2001	Meghan Saake	74



# YEARLY LEADERS

2001-2002	Meghan Saake	121
2002-2003	Meghan Saake	114
2003-2004	Yalonda McCormick	93
2004-2005	Yalonda McCormick	78
2005-2006	Tamara James	93
2006-2007	Maurita Reid	95
2007-2008	Maurita Reid	110
2008-2009	Shenise Johnson	78
2009-2010	Shenise Johnson	111
2010-2011	Morgan Stroman	109
2011-2012	Shenise Johnson	108
2012-2013	Morgan Stroman	57
2013-2014	Suriya McGuire	43
2014-2015	Adrienne Motley	47
2015-2016	Adrienne Motley	53
2016-2017	Jessica Thomas	52
2017-2018	Keyanna Harris	66
2018-2019	Mykea Gray	41
2019-2020	Mykea Gray	63
2020-2021	Naomi Mbandu	31
2021-2022	Ja'Leah Williams	65

## BLOCKED SHOTS

1979-1980	Sylvia Wilson	80
1980-1981	Sylvia Wilson	61
1981-1982	Sylvia Wilson	57
1982-1983	Donna Mapp	15
1983-1984	Joani Bowles	45
1984-1985	Cardelia Fulmore	25
1985-1986	Julie Colville	8
1986-1987	Regina Brant	5
1987-1988	Ruth Smith	12
1988-1989	Frances Savage	17
1989-1990	Beilinda Kunczt	35
1990-1991	Vicki Plowden	27
1991-1992	Vicki Plowden	35
1992-1993	Vicki Plowden	40
1993-1994	Tanya Young	23
1994-1995	Octavia Blue	20
1995-1996	Desma Thomas	21
1996-1997	Kym Hope	53
1997-1998	Kym Hope	33
1998-1999	Kym Hope	62
1999-2000	Alicia Hartlaub	11
2000-2001	Chanivia Broussard	32
2001-2002	Chanivia Broussard & Martha Bodley	35
2002-2003	Meghan Saake	36
2003-2004	Shaquana Wilkins	37
2004-2005	Imani Dhahabu	24
2005-2006	Brittany Denson	30
2006-2007	Brittany Denson	17
2007-2008	Charmaine Clark	18
2008-2009	Shenise Johnson	29
2009-2010	Sylvia Bullock	35
2010-2011	Morgan Stroman & Sylvia Bullock	29
2011-2012	Sylvia Bullock	44
2012-2013	Morgan Stroman	39
2013-2014	Jassany Williams	57
2014-2015	Jassany Williams	74
2015-2016	Emese Hof	42
2016-2017	Emese Hof	31
2017-2018	Emese Hof	40
2018-2019	Emese Hof	69

2019-2020	Brianna Jackson	39
2020-2021	Sydnee Roby	10
2021-2022	Maeva Djaldi-Tabdi	39

## MINUTES PER GAME

1985-1986	Maria Rivera	37.7
1986-1987	Maria Rivera	37.0
1987-1988	Maria Rivera	36.3
1988-1989	Jeannie Hebert	34.8
1989-1990	Frances Savage	34.1
1990-1991	Jeannie Hebert	35.9
1991-1992	Jeannie Hebert	34.4
1992-1993	Della Wilson	35.7
1993-1994	Nickki Mitchell	33.6
1994-1995	Octavia Blue	29.8
1995-1996	Desma Thomas	32.1
1996-1997	Desma Thomas	35.8
1997-1998	Gina Graziani	36.3
1998-1999	Kym Hope	33.8
1999-2000	Gina Graziani	33.5
2000-2001	Meghan Saake	30.3
2001-2002	Meghan Saake	36.2
2002-2003	Meghan Saake	36.0
2003-2004	Yalonda McCormick	36.4
2004-2005	Yalonda McCormick	36.4
2005-2006	Tamara James	32.8
2006-2007	Renee Taylor	34.8
2007-2008	Maurita Reid	29.2
2008-2009	Shenise Johnson	31.0
2009-2010	Shenise Johnson	34.8
2010-2011	Shenise Johnson	31.8
2011-2012	Shenise Johnson	31.2
2012-2013	Stefanie Yderstrom	30.0
2013-2014	Krystal Saunders	31.5
2014-2015	Adrienne Motley	31.4
2015-2016	Jessica Thomas	31.6
2016-2017	Jessica Thomas	32.2
2017-2018	Endia Banks	26.4
2018-2019	Laura Cornelius	31.1
2019-2020	Endia Banks	29.5
2020-2021	Endia Banks	30.2
2021-2022	Kelsey Marshall	31.9

All categories for the program's first seven seasons (1972-79) are unavailable, with minutes leaders unavailable through 1984-85

# 1,000 POINTS CLUB



NAME (YEAR)	POINTS	NAME (YEAR)	POINTS
1. Tamara James (2002-06)	2,406	16. Robin Harmony (1980-84)	1,308
2. Maria Rivera (1984-88)	2,358	17. Desma Thomas (1992-94; 95-97)	1,284
3. Shenise Johnson (2008-12)	2,262	18. Jessica Thomas (2013-17)	1,281
4. Frances Savage (1988-92)	2,184	19. Emese Hof (2015-19)	1,229
5. Riquana Williams (2008-12)	2,148	20. Stefanie Yderstrom (2009-13)	1,203
6. Adrienne Motley (2013-17)	1,844	21. Wendy Foote (1974-78)	1,174
7. Jeannie Hebert (1988-92)	1,766	22. Hope Butler (1984-88)	1,157
8. Octavia Blue (1994-98)	1,724	23. Cordelia Fulmore (1983-85)	1,142
9. Sylvia Wilson (1979-82)	1,713	24. Keyona Hayes (2012-14; 15-17)	1,141
10. Kelsey Marshall (2017-22)	1,599	25. Yalonda McCormick (2001-05)	1,072
11. Chanivia Broussard (2000-04)	1,482	26. Jennifer Jordan (1994-96; 97-99)	1,050
12. Kym Hope (1995-99)	1,462	27. Cassandra Wimes (1994-96; 97-99)	1,034
13. Vicki Plowden (1990-93)	1,404	28. Meghan Saake (1999-03)	1,030
14. Morgan Stroman (2009-13)	1,371	29. Renee Taylor (2005-07)	1,025
15. Mykea Gray (2017-20; 21-22.)	1,331		

## 1. TAMARA JAMES (2002-06) — 2,406

SEASON	GP-GS	FGM-FGA	PCT	3PM-3PA	PCT	FTM-FTA	PCT	REB-AVG	AST	BLK	STL	PTS-AVG
2002-03	31-31	238-461	.516	19-58	.328	155-204	.760	244-7.9	49	14	56	650-21.0
2003-04	28-26	170-340	.500	39-103	.379	85-111	.766	129-4.6	72	18	55	464-16.6
2004-05	29-29	242-504	.480	19-119	.328	124-161	.770	199-6.9	57	13	75	647-22.3
2005-06	30-30	218-449	.486	53-137	.387	156-188	.830	233-7.8	70	11	93	645-21.5
TOTAL	118-116	868-1754	.495	150-417	.360	520-664	.783	805-6.8	248	56	279	2,406-20.4

## 2. MARIA RIVERA (1984-88) — 2,358

SEASON	GP-GS	FGM-FGA	PCT	3PM-3PA	PCT	FTM-FTA	PCT	REB-AVG	AST	BLK	STL	PTS-AVG
1984-85	28-28	202-380	.531	—	—	120-156	.769	93-3.3	149	4	100	524-18.7
1985-86	27-27	230-533	.432	—	—	119-163	.730	118-4.4	89	2	77	579-21.4
1986-87	30-30	251-545	.461	—	—	125-158	.791	97-3.2	141	3	106	627-20.9
1987-88	27-27	209-473	.442	66-177	.373	144-174	.828	102-3.8	108	3	99	628-23.3
TOTAL	112-112	892-1931	.462	66-177	.373	508-651	.780	410-3.7	487	12	382	2,358-21.1

## 3. SHENISE JOHNSON (2008-12) — 2,262

SEASON	GP-GS	FGM-FGA	PCT	3PM-3PA	PCT	FTM-FTA	PCT	REB-AVG	AST	BLK	STL	PTS-AVG
2008-09	30-30	141-366	.385	20-62	.323	82-100	.820	213-7.1	122	29	78	384-12.8
2009-10	36-36	251-506	.496	50-127	.394	133-172	.773	276-7.7	166	21	111	685-19.0
2010-11	33-33	236-484	.488	44-126	.349	132-156	.846	275-8.3	127	26	104	648-19.6
2011-12	32-32	202-447	.452	34-114	.298	107-122	.877	256-8.0	141	14	108	545-17.0
TOTAL	131-131	830-18-3	.460	148-429	.345	3454-550	.825	1020-7.8	556	90	4-1	2,262-17.3

## 4. FRANCES SAVAGE (1988-92) — 2,184

SEASON	GP-GS	FGM-FGA	PCT	3PM-3PA	PCT	FTM-FTA	PCT	REB-AVG	AST	BLK	STL	PTS-AVG
1988-89	29-29	256-467	.548	6-23	.261	131-166	.789	268-9.2	66	17	56	649-22.4
1989-90	31-31	284-526	.540	18-43	.419	147-187	.786	293-9.5	76	17	71	733-23.6
1990-91	2-2	19-43	.442	0-2	.000	22-28	.786	20-10.0	7	0	4	60-30.0
1991-92	32-32	271-557	.487	19-46	.413	181-222	.815	339-10.6	77	10	71	742-23.2
TOTAL	94-94	830-1593	.521	43-114	.377	481-603	.798	920-9.8	226	44	202	2,184-23.2

## 5. RIQUANA WILLIAMS (2008-12) — 2,148

SEASON	GP-GS	FGM-FGA	PCT	3PM-3PA	PCT	FTM-FTA	PCT	REB-AVG	AST	BLK	STL	PTS-AVG
2008-09	26-6	78-261	.299	24-111	.216	47-61	.770	51-2.0	19	11	44	227-8.7
2009-10	36-25	253-628	.403	106-294	.361	95-129	.736	152-4.2	62	17	64	707-19.6
2010-11	33-33	251-632	.397	75-252	.298	140-181	.773	176-5.3	93	16	91	717-21.7
2011-12	30-27	178-448	.397	67-182	.368	74-92	.804	103-3.4	77	20	71	497-16.6
TOTAL	125-91	760-1969	.386	272-839	.324	356-463	.769	482-3.9	251	64	270	2,148-17.2

## 6. ADRIENNE MOTLEY (2013-17) — 1,844

SEASON	GP-GS	FGM-FGA	PCT	3PM-3PA	PCT	FTM-FTA	PCT	REB-AVG	AST	BLK	STL	PTS-AVG
2013-14	31-28	128-288	.444	21-70	.300	66-91	.725	122-3.9	82	5	39	343-11.1
2014-15	33-33	214-435	.492	35-99	.354	94-123	.764	139-4.2	68	3	47	557-16.9
2015-16	33-33	191-440	.529	58-159	.365	79-103	.767	119-3.6	84	2	53	519-15.7
2016-17	32-32	156-374	.417	55-149	.359	58-79	.734	93-2.9	86	12	34	425-13.3
TOTAL	129-126	689-1537	.448	169-477	.354	297-396	.750	473-3.7	320	22	173	1,844-14.3

RECORDS



# 1,000 POINTS CLUB

## 7. JEANNIE HEBERT (1988-92) — 1,766

SEASON	GP-GS	FGM-FGA	PCT	3PM-3PA	PCT	FTM-FTA	PCT	REB-AVG	AST	BLK	STL	PTS-AVG
1988-89	29-29	147-367	.401	3-35	.086	104-159	.654	92-3.2	147	10	44	401-13.8
1989-90	30-30	145-340	.426	3-9	.333	117-153	.765	72-2.4	137	12	49	410-13.7
1990-91	28-28	179-406	.441	14-42	.333	100-132	.758	109-3.9	189	6	71	472-16.9
1991-92	32-32	181-379	.478	5-16	.313	116-139	.835	70-2.2	221	7	73	483-15.1
<b>TOTAL</b>	<b>129-126</b>	<b>652-1492</b>	<b>.437</b>	<b>25-102</b>	<b>.245</b>	<b>437-583</b>	<b>.750</b>	<b>343-2.9</b>	<b>694</b>	<b>35</b>	<b>237</b>	<b>1,766-14.8</b>

## 8. OCTAVIA BLUE (1994-98) — 1,724

SEASON	GP-GS	FGM-FGA	PCT	3PM-3PA	PCT	FTM-FTA	PCT	REB-AVG	AST	BLK	STL	PTS-AVG
1994-95	24-23	127-329	.386	0-2	.000	94-144	.653	172-7.2	14	20	32	348-14.5
1995-96	27-27	178-365	.488	0-0	.000	76-134	.567	174-6.4	26	5	35	432-16.0
1996-97	29-28	161-382	.421	0-1	.000	66-102	.647	162-5.6	15	5	37	388-13.4
1997-98	29-29	205-448	.458	24-53	.453	122-169	.722	164-5.7	23	8	35	556-19.2
<b>TOTAL</b>	<b>109-107</b>	<b>671-1524</b>	<b>.440</b>	<b>24-56</b>	<b>.429</b>	<b>358-549</b>	<b>.652</b>	<b>672-6.2</b>	<b>78</b>	<b>38</b>	<b>139</b>	<b>1,724-15.8</b>

## 9. SYLVIA WILSON (1979-82) — 1,713

SEASON	GP-GS	FGM-FGA	PCT	3PM-3PA	PCT	FTM-FTA	PCT	REB-AVG	AST	BLK	STL	PTS-AVG
1979-80	33-30	232-438	.530	—	—	56-103	.544	344-10.4	24	80	56	520-15.8
1980-81	38-37	268-568	.472	—	—	134-222	.604	449-11.8	17	61	53	670-17.6
1981-82	28-27	221-503	.439	—	—	81-131	.618	322-11.5	21	57	45	523-18.7
<b>TOTAL</b>	<b>99-94</b>	<b>721-1509</b>	<b>.478</b>	<b>—</b>	<b>—</b>	<b>271-456</b>	<b>.594</b>	<b>1115-11.3</b>	<b>62</b>	<b>198</b>	<b>154</b>	<b>1,713-17.3</b>

## 10. KELSEY MARSHALL (2017-22) — 1,599

SEASON	GP-GS	FGM-FGA	PCT	3PM-3PA	PCT	FTM-FTA	PCT	REB-AVG	AST	BLK	STL	PTS-AVG
2017-18	31-0	80-221	.362	51-155	.329	37-50	.740	68-2.2	39	1	25	248-8.0
2018-19	34-20	94-248	.379	67-179	.374	11-18	.611	78-2.3	60	5	26	266-7.8
2019-20	30-29	118-299	.395	74-206	.359	31-43	.721	68-2.3	72	8	27	341-11.4
2020-21	21-19	98-275	.356	49-166	.295	33-46	.717	61-2.9	37	3	21	278-13.2
2021-22	34-34	164-411	.399	82-241	.340	56-79	.709	114-3.4	91	9	45	466-13.7
<b>TOTAL</b>	<b>150-102</b>	<b>554-1454</b>	<b>.381</b>	<b>323-947</b>	<b>.341</b>	<b>168-236</b>	<b>.712</b>	<b>389-2.6</b>	<b>299</b>	<b>26</b>	<b>144</b>	<b>1599-10.7</b>

## 11. CHANIVIA BROUSSARD (2000-04) — 1,482

SEASON	GP-GS	FGM-FGA	PCT	3PM-3PA	PCT	FTM-FTA	PCT	REB-AVG	AST	BLK	STL	PTS-AVG
2000-01	27-22	158-369	.428	4-15	.267	36-74	.486	152-25.6	22	32	46	356-13.2
2001-02	29-20	173-407	.425	13-51	.255	54-85	.635	124-4.3	27	35	57	413-14.2
2002-03	29-5	115-263	.437	8-31	.258	35-69	.507	126-4.3	31	32	35	273-9.4
2003-04	29-28	175-359	.487	3-15	.200	87-127	.685	181-6.2	48	33	64	440-15.2
<b>TOTAL</b>	<b>114-75</b>	<b>621-1398</b>	<b>.444</b>	<b>28-112</b>	<b>.250</b>	<b>212-355</b>	<b>.597</b>	<b>583-5.1</b>	<b>128</b>	<b>132</b>	<b>202</b>	<b>1,482-13.0</b>

## 12. KYM HOPE (1995-99) — 1,462

SEASON	GP-GS	FGM-FGA	PCT	3PM-3PA	PCT	FTM-FTA	PCT	REB-AVG	AST	BLK	STL	PTS-AVG
1995-96	26-0	28-68	.412	0-0	.000	28-52	.538	95-3.7	11	16	17	84-3.2
1996-97	29-29	143-265	.540	0-2	.000	81-117	.692	234-8.1	33	53	45	367-12.7
1997-98	29-29	191-358	.534	1-1	1.000	128-166	.771	306-10.6	53	33	56	511-17.6
1998-99	29-29	184-348	.529	0-3	.000	132-163	.810	253-8.7	52	62	54	500-17.2
<b>TOTAL</b>	<b>113-87</b>	<b>546-1039</b>	<b>.526</b>	<b>0-3</b>	<b>.000</b>	<b>369-498</b>	<b>.741</b>	<b>888-7.9</b>	<b>149</b>	<b>164</b>	<b>172</b>	<b>1,462-12.9</b>

## 13. VICKI PLOWDEN (1990-93) — 1,404

SEASON	GP-GS	FGM-FGA	PCT	3PM-3PA	PCT	FTM-FTA	PCT	REB-AVG	AST	BLK	STL	PTS-AVG
1990-91	28-27	194-360	.539	0-0	.000	67-108	.620	281-10.0	18	27	53	455-16.3
1991-92	32-32	194-377	.515	1-2	.500	87-144	.604	265-8.3	17	41	35	476-14.9
1992-93	31-31	191-418	.457	2-5	.400	89-143	.622	311-10.0	44	40	64	473-15.3
<b>TOTAL</b>	<b>91-90</b>	<b>579-1155</b>	<b>.501</b>	<b>3-7</b>	<b>.429</b>	<b>243-395</b>	<b>.615</b>	<b>857-9.4</b>	<b>79</b>	<b>108</b>	<b>152</b>	<b>1,404-15.4</b>

## 14. MORGAN STROMAN (2009-13) — 1,371

SEASON	GP-GS	FGM-FGA	PCT	3PM-3PA	PCT	FTM-FTA	PCT	REB-AVG	AST	BLK	STL	PTS-AVG
2009-10	36-21	83-201	.413	0-1	.000	97-136	.713	211-5.9	38	24	64	263- 7.3
2010-11	33-33	164-316	.519	1-6	.167	121-187	.647	270-8.2	69	29	109	450-13.6
2011-12	19-19	93-168	.554	1-2	.500	58-79	.734	124-6.5	25	8	42	245-12.9
2012-13	32-32	143-301	.475	0-7	.000	127-183	.694	281-8.8	65	39	57	413-12.9
<b>TOTAL</b>	<b>120-105</b>	<b>483-986</b>	<b>.490</b>	<b>2-15</b>	<b>.133</b>	<b>403-585</b>	<b>.688</b>	<b>886-7.4</b>	<b>197</b>	<b>100</b>	<b>272</b>	<b>1,371-11.4</b>

RECORDS

# 1,000 POINTS CLUB



## 15. MYKEA GRAY (2017-20; 21-22) — 1,331

SEASON	GP-GS	FGM-FGA	PCT	3PM-3PA	PCT	FTM-FTA	PCT	REB-AVG	AST	BLK	STL	PTS-AVG
2017-18	32-32	121-335	.361	48-152	.316	83-111	.748	52-1.6	74	0	45	373-11.7
2018-19	34-34	135-337	.401	61-176	.347	98-126	.778	70-2.1	76	1	41	429-12.6
2019-20	30-30	120-343	.350	55-168	.327	87-108	.806	75-2.5	90	1	64	382-12.7
2020-21	-	-	DNP	-	-	-	DNP	-	-	-	-	DNP
2021-22	31-6	44-155	.284	23-76	.303	36-48	.750	43-1.4	43	2	14	147-4.7
<b>TOTAL</b>	<b>127-102</b>	<b>420-1171</b>	<b>.359</b>	<b>187-572</b>	<b>.327</b>	<b>304-393</b>	<b>.774</b>	<b>240-1.9</b>	<b>283</b>	<b>4</b>	<b>164</b>	<b>1331-10.5</b>

## 16. ROBIN HARMONY (1980-84) — 1,308

SEASON	GP-GS	FGM-FGA	PCT	3PM-3PA	PCT	FTM-FTA	PCT	REB-AVG	AST	BLK	STL	PTS-AVG
1980-81	38-31	159-404	.394	—	—	48-76	.632	174-4.6	139	16	100	366-9.6
1981-82	29-29	133-325	.409	—	—	29-44	.659	193-6.7	127	13	56	295-10.2
1982-83	27-27	120-264	.455	—	—	35-57	.614	218-8.1	67	11	60	275-10.2
1983-84	31-31	163-385	.423	—	—	46-70	.657	175-5.6	115	18	98	372-12.0
<b>TOTAL</b>	<b>125-118</b>	<b>575-1378</b>	<b>.417</b>	<b>—</b>	<b>—</b>	<b>158-247</b>	<b>.640</b>	<b>760-6.1</b>	<b>448</b>	<b>58</b>	<b>314</b>	<b>1,308-10.5</b>

## 17. DESMA THOMAS (1992-94; 1995-97) — 1,284

SEASON	GP-GS	FGM-FGA	PCT	3PM-3PA	PCT	FTM-FTA	PCT	REB-AVG	AST	BLK	STL	PTS-AVG
1992-93	30-6	36-107	.336	0-4	.000	36-65	.554	87-2.9	13	8	20	108-3.6
1993-94	25-24	110-351	.313	25-88	.288	106-156	.679	195-7.8	47	20	37	351-14.0
1994-95	DNP											
1995-96	27-27	120-339	.354	46-155	.297	92-134	.687	134-5.0	72	21	60	378-14.0
1996-97	29-29	135-355	.380	81-216	.375	96-120	.800	136-4.7	64	9	60	447-15.4
<b>TOTAL</b>	<b>111-86</b>	<b>401-1152</b>	<b>.348</b>	<b>152-463</b>	<b>.328</b>	<b>330-475</b>	<b>.695</b>	<b>552-5.0</b>	<b>196</b>	<b>58</b>	<b>177</b>	<b>1,284-11.6</b>

## 18. JESSICA THOMAS (2013-17) — 1,281

SEASON	GP-GS	FGM-FGA	PCT	3PM-3PA	PCT	FTM-FTA	PCT	REB-AVG	AST	BLK	STL	PTS-AVG
2013-14	31-2	52-152	.342	24-92	.261	30-41	.732	58-1.9	50	3	27	158-5.1
2014-15	33-32	106-309	.343	45-155	.290	50-68	.735	88-2.7	74	2	41	307-9.3
2015-16	33-33	139-363	.383	64-181	.354	45-73	.616	122-3.7	120	6	50	387-11.7
2016-17	33-33	138-374	.369	46-158	.291	107-137	.781	79-2.4	130	2	52	429-13.0
<b>TOTAL</b>	<b>130-100</b>	<b>435-1198</b>	<b>.363</b>	<b>179-586</b>	<b>.305</b>	<b>232-319</b>	<b>.727</b>	<b>347-2.7</b>	<b>374</b>	<b>13</b>	<b>170</b>	<b>1,281-9.9</b>

## 19. EMESE HOF (2015-19) — 1,229

SEASON	GP-GS	FGM-FGA	PCT	3PM-3PA	PCT	FTM-FTA	PCT	REB-AVG	AST	BLK	STL	PTS-AVG
2015-16	33-12	117-216	.542	0-1	.000	50-81	.617	180-5.5	24	42	25	284-8.6
2016-17	31-3	87-169	.515	0-1	.000	27-45	.600	128-4.1	26	31	15	201-6.5
2017-18	29-25	106-202	.525	0-1	.000	49-72	.681	158-5.4	30	40	23	261-9.0
2018-19	34-34	197-336	.586	0-0	.000	89-129	.690	282-8.3	64	69	25	483-14.2
<b>TOTAL</b>	<b>127-74</b>	<b>507-923</b>	<b>.549</b>	<b>0-3</b>	<b>.000</b>	<b>215-327</b>	<b>.657</b>	<b>748-5.9</b>	<b>144</b>	<b>182</b>	<b>88</b>	<b>1,229-9.7</b>

## 20. STEFANIE YDERSTROM (2009-13) — 1,203

SEASON	GP-GS	FGM-FGA	PCT	3PM-3PA	PCT	FTM-FTA	PCT	REB-AVG	AST	BLK	STL	PTS-AVG
2009-10	30-17	78-245	.318	47-159	.296	22-26	.846	44-1.5	64	10	26	225-7.5
2010-11	33-33	83-255	.325	53-172	.308	45-54	.833	75-2.3	88	7	44	264-8.0
2011-12	32-32	113-299	.378	68-195	.349	46-54	.852	49-1.5	54	5	36	340-10.6
2012-13	32-32	123-362	.340	60-164	.366	68-77	.883	43-1.3	75	2	41	374-11.7
<b>TOTAL</b>	<b>127-114</b>	<b>397-1161</b>	<b>.342</b>	<b>228-690</b>	<b>.330</b>	<b>181-211</b>	<b>.860</b>	<b>211-1.7</b>	<b>281</b>	<b>24</b>	<b>147</b>	<b>1,203-9.5</b>

## 21. WENDY FOOTE (1974-78) — 1,174

SEASON	GP-GS	FGM-FGA	PCT	3PM-3PA	PCT	FTM-FTA	PCT	REB-AVG	AST	BLK	STL	PTS-AVG
1974-75	13	102	—	—	—	36-72	.500	—	—	—	—	240-18.5
1975-76	15	103	—	—	—	30-59	.508	—	—	—	—	236-15.7
1976-77	18	115	—	—	—	45-68	.662	—	—	—	—	295-16.4
1977-78	16	160	—	—	—	83-119	.697	—	—	—	—	403-25.2
<b>TOTAL</b>	<b>62</b>	<b>480</b>	<b>—</b>	<b>—</b>	<b>—</b>	<b>194-318</b>	<b>.610</b>	<b>—</b>	<b>—</b>	<b>—</b>	<b>—</b>	<b>1,174-18.9</b>



# 1,000 POINTS CLUB

## 22. HOPE BUTLER (1984-88) — 1,157

SEASON	GP-GS	FGM-FGA	PCT	3PM-3PA	PCT	FTM-FTA	PCT	REB-AVG	AST	BLK	STL	PTS-AVG
1984-85	17-0	19-40	.475	—	—	22-35	.629	64-3.8	9	1	14	60-3.5
1985-86	27-24	106-227	.467	—	—	27-48	.563	148-5.5	30	4	43	239-8.9
1986-87	30-30	211-421	.501	—	—	77-125	.616	266-8.9	36	2	82	499-16.6
1987-88	27-25	145-273	.531	0-1	.000	69-98	.704	216-8.0	49	2	51	359-13.3
<b>TOTAL</b>	<b>101-79</b>	<b>481-961</b>	<b>.501</b>	<b>0-1</b>	<b>.000</b>	<b>195-306</b>	<b>.637</b>	<b>694-6.9</b>	<b>124</b>	<b>9</b>	<b>190</b>	<b>1,157-11.5</b>

## 23. CORDELIA FULMORE (1983-85) — 1,142

SEASON	GP-GS	FGM-FGA	PCT	3PM-3PA	PCT	FTM-FTA	PCT	REB-AVG	AST	BLK	STL	PTS-AVG
1983-84	31-31	258-479	.539	—	—	90-141	.638	359-11.6	46	17	88	606-19.5
1984-85	28-28	228-417	.548	—	—	80-123	.650	250-8.9	73	25	100	536-19.1
<b>TOTAL</b>	<b>59-59</b>	<b>486-896</b>	<b>.542</b>	<b>—</b>	<b>—</b>	<b>170-264</b>	<b>.644</b>	<b>609-10.3</b>	<b>119</b>	<b>42</b>	<b>188</b>	<b>1,142-19.4</b>

## 24. KEYDNA HAYES (2012-14; 2015-17) — 1,141

SEASON	GP-GS	FGM-FGA	PCT	3PM-3PA	PCT	FTM-FTA	PCT	REB-AVG	AST	BLK	STL	PTS-AVG
2012-13	32-0	67-154	.435	0-1	.000	40-59	.678	166-5.2	12	18	25	174-5.4
2013-14	31-23	127-251	.506	3-11	.273	70-104	.673	203-6.5	34	18	39	327-10.5
2014-15	DNP											
2015-16	33-31	130-243	.535	6-18	.333	35-52	.673	183-5.5	51	10	42	301-9.1
2016-17	33-32	135-250	.540	6-18	.333	63-99	.636	202-6.1	40	22	28	339-10.3
<b>TOTAL</b>	<b>129-86</b>	<b>459-898</b>	<b>.511</b>	<b>15-48</b>	<b>.313</b>	<b>208-314</b>	<b>.662</b>	<b>754-5.8</b>	<b>137</b>	<b>68</b>	<b>134</b>	<b>1,141-8.8</b>

## 25. YALONDA McCORMICK (2001-05) — 1,072

SEASON	GP-GS	FGM-FGA	PCT	3PM-3PA	PCT	FTM-FTA	PCT	REB-AVG	AST	BLK	STL	PTS-AVG
2001-02	17-0	21-72	.292	1-9	.111	7-11	.636	22-1.3	30	0	9	50-2.9
2002-03	31-31	125-300	.417	17-52	.327	49-69	.710	98-3.2	185	7	100	316-10.2
2003-04	29-29	126-333	.378	52-145	.359	50-65	.769	114-3.9	157	11	93	354-12.2
2004-05	28-27	139-369	.377	40-136	.294	34-53	.642	117-4.2	167	7	78	352-12.6
<b>TOTAL</b>	<b>105-87</b>	<b>411-1074</b>	<b>.383</b>	<b>110-342</b>	<b>.322</b>	<b>140-198</b>	<b>.707</b>	<b>351-3.3</b>	<b>539</b>	<b>25</b>	<b>280</b>	<b>1,072-10.2</b>

## 26. JENNIFER JORDAN (1994-96; 1997-99) — 1,050

SEASON	GP-GS	FGM-FGA	PCT	3PM-3PA	PCT	FTM-FTA	PCT	REB-AVG	AST	BLK	STL	PTS-AVG
1994-95	26-7	51-113	.451	0-0	.000	69-99	.697	122-4.7	6	3	26	171-6.6
1995-96	26-23	110-195	.564	0-0	.000	84-126	.667	173-6.7	13	7	34	304-11.7
1996-97	DNP											
1997-98	28-4	65-131	.496	0-0	.000	55-83	.663	85-3.0	7	1	18	185-6.6
1998-99	29-29	139-283	.491	0-0	.000	112-157	.713	200-6.9	15	6	31	390-13.4
<b>TOTAL</b>	<b>109-63</b>	<b>365-722</b>	<b>.506</b>	<b>0-0</b>	<b>.000</b>	<b>320-465</b>	<b>.688</b>	<b>580-5.3</b>	<b>41</b>	<b>17</b>	<b>109</b>	<b>1,050-9.6</b>

## 27. CASSAUNDR A WIMES (1994-96; 1997-99) — 1,034

SEASON	GP-GS	FGM-FGA	PCT	3PM-3PA	PCT	FTM-FTA	PCT	REB-AVG	AST	BLK	STL	PTS-AVG
1994-95	26-7	51-113	.451	0-0	.000	69-99	.697	122-4.7	6	3	26	171-6.6
1995-96	26-23	110-195	.564	0-0	.000	84-126	.667	173-6.7	13	7	34	304-11.7
1996-97	DNP											
1997-98	24-13	82-202	.406	21-62	.339	37-47	.787	67-2.8	23	5	36	222-9.3
1998-99	29-29	128-336	.381	23-80	.288	58-82	.707	106-3.7	51	8	47	337-11.6
<b>TOTAL</b>	<b>105-72</b>	<b>371-846</b>	<b>.439</b>	<b>44-142</b>	<b>.310</b>	<b>248-354</b>	<b>.701</b>	<b>468-4.5</b>	<b>93</b>	<b>23</b>	<b>143</b>	<b>1,034-9.8</b>

## 28. MEGHAN SAAKE (1999-03) — 1,030

SEASON	GP-GS	FG-FGA	PCT	3PM-3PA	PCT	FTM-FTA	PCT	REB-AVG	AST	BLK	STL	PTS-AVG
1999-00	29-29	85-250	.340	2-19	.105	22-55	.400	115-4.0	71	18	49	194-6.7
2000-01	27-27	62-186	.343	5-28	.179	44-70	.618	120-4.5	99	16	74	173-6.6
2001-02	31-31	139-348	.401	30-94	.322	38-50	.760	152-4.9	125	25	121	346-11.2
2002-03	31-31	118-299	.395	30-94	.319	51-67	.761	120-3.9	108	36	114	317-10.2
<b>TOTAL</b>	<b>118-118</b>	<b>404-1083</b>	<b>.373</b>	<b>67-243</b>	<b>.275</b>	<b>160-242</b>	<b>.661</b>	<b>507-4.3</b>	<b>403</b>	<b>95</b>	<b>358</b>	<b>1,030-8.7</b>

## 29. RENEE TAYLOR (2005-07) — 1,025

SEASON	GP-GS	FG-FGA	PCT	3PM-3PA	PCT	FTM-FTA	PCT	REB-AVG	AST	BLK	STL	PTS-AVG
2005-06	30-29	153-387	.298	49-150	.327	112-134	.836	77-2.6	115	0	71	467-15.6
2006-07	30-29	180-468	.385	69-227	.304	129-153	.843	79-2.6	63	1	63	558-18.6
<b>TOTAL</b>	<b>60-58</b>	<b>333-852</b>	<b>.391</b>	<b>118-377</b>	<b>.313</b>	<b>241-287</b>	<b>.840</b>	<b>156-2.6</b>	<b>178</b>	<b>1</b>	<b>134</b>	<b>1,025-17.1</b>

# YEAR-BY-YEAR TEAM STATS



Since 1979

Year		G	FG-FGA	Pct	3FG-FGA	Pct	FT-FTA	Pct	Reb	Avg	A	TO	Blk	Stl	Pts	Avg
1979-80	Miami	34	1068-2363	.452	N/A	N/A	358-647	.553	1259	37.0	481	907	156	582	2494	73.4
	Opp.	34	867-2224	.390	N/A	N/A	425-723	.588	1054	31.0	261	882	71	330	2159	63.5
1980-81	Miami	38	1096-2638	.415	N/A	N/A	473-774	.611	1733	45.6	521	931	133	534	2665	70.1
	Opp.	38	1022-2463	.415	N/A	N/A	480-764	.628	1593	41.9	387	971	118	431	2546	67.0
1981-82	Miami	29	858-2048	.422	N/A	N/A	347-607	.572	1376	47.4	490	518	107	354	2063	71.1
	Opp.	29	778-1978	.391	N/A	N/A	321-512	.627	1321	45.6	378	610	65	251	1877	64.7
1982-83	Miami	27	829-2002	.414	N/A	N/A	282-531	.531	1279	47.4	403	530	52	369	1940	71.9
	Opp.	27	744-1795	.414	N/A	N/A	342-558	.613	1294	47.9	326	715	70	203	1830	67.8
1983-84	Miami	31	961-2065	.465	N/A	N/A	342-560	.611	1211	39.0	460	671	99	462	2264	73.0
	Opp.	31	799-1860	.429	N/A	N/A	442-681	.649	1232	39.7	344	811	98	284	2040	65.2
1984-85	Miami	28	859-1772	.485	N/A	N/A	358-554	.646	1005	35.9	443	602	70	421	2076	74.1
	Opp.	28	743-1702	.437	N/A	N/A	367-554	.662	1137	40.6	332	770	20	308	1853	66.2
1985-86	Miami	27	678-1697	.400	N/A	N/A	281-441	.637	883	32.7	319	574	36	284	1637	60.6
	Opp.	27	782-1575	.497	N/A	N/A	414-634	.653	1177	43.6	418	663	97	304	1978	73.3
1986-87	Miami	30	865-1944	.445	N/A	N/A	397-560	.709	921	30.7	416	569	16	383	2127	70.9
	Opp.	30	939-1862	.504	N/A	N/A	273-433	.630	1278	42.6	437	774	102	298	2151	71.7
1987-88	Miami	27	809-1773	.456	79-219	.361	414-587	.705	1106	41.0	442	634	42	330	2111	78.2
	Opp.	27	824-1865	.442	34-128	.266	370-569	.650	1138	42.1	433	583	51	306	2052	76.0
1988-89	Miami	29	845-1805	.468	50-159	.314	494-748	.660	1161	40.0	442	571	65	266	2234	77.0
	Opp.	29	857-1977	.433	65-209	.311	287-447	.642	1153	39.8	482	595	78	255	2066	71.2
1989-90	Miami	31	921-1947	.473	73-199	.367	518-714	.725	1172	37.8	472	514	83	304	2433	78.5
	Opp.	31	810-1901	.426	65-192	.339	327-466	.702	1127	36.4	478	647	71	209	2012	64.9
1990-91	Miami	30	905-2063	.439	38-116	.328	393-624	.630	1224	40.8	519	516	81	370	2230	74.3
	Opp.	30	726-1724	.421	53-229	.231	481-741	.649	1229	41.0	437	715	144	247	1997	66.6
1991-92	Miami	32	966-2085	.463	37-112	.330	525-734	.715	1291	40.3	559	426	78	405	2494	77.9
	Opp.	32	787-1908	.412	146-472	.309	251-400	.628	1189	37.2	442	670	90	224	1971	61.6
1992-93	Miami	31	822-2018	.407	99-272	.364	480-724	.663	1321	42.6	419	86	470	387	2223	71.0
	Opp.	31	677-1664	.407	128-390	.328	345-579	.596	1183	38.2	424	107	695	220	1827	58.9
1993-94	Miami	27	631-1780	.354	98-343	.286	314-527	.596	1109	41.1	296	469	75	265	1674	62.0
	Opp.	27	679-1595	.426	105-360	.292	365-558	.654	1207	44.7	426	550	86	224	1828	67.7
1994-95	Miami	27	652-1726	.378	53-218	.243	374-603	.620	1208	44.7	255	601	63	286	1731	64.1
	Opp.	27	702-1671	.420	121-387	.313	393-660	.595	1167	43.2	419	580	80	304	1919	71.0
1995-96	Miami	27	670-1635	.410	73-281	.260	402-624	.644	1068	39.6	342	551	63	307	1815	67.2
	Opp.	27	619-1530	.405	87-323	.269	427-627	.681	1072	39.7	389	619	55	272	1752	64.9
1996-97	Total	29	645-1611	.400	123-395	.311	367-545	.673	1013	34.9	416	495	96	243	1780	61.4
	Opp.	29	680-1681	.405	129-410	.315	294-445	.661	1152	39.7	454	539	59	251	1783	61.5
1997-98	Miami	29	749-1738	.431	110-331	.332	520-721	.721	1098	37.9	428	72	553	268	2128	73.4
	Opp.	29	760-1781	.427	153-476	.321	367-547	.671	1141	39.3	469	61	617	265	2040	70.3
1998-99	Miami	29	715-1664	.430	84-285	.29195	489-687	.712	1085	37.4	419	526	97	252	2003	69.1
	Opp.	29	710-1783	.398	125-409	.306	380-564	.674	1157	39.9	410	568	77	273	1925	66.4
1999-00	Miami	29	730-1844	.396	92-318	.289	330-516	.640	1126	38.8	483	470	79	289	1882	64.9
	Opp.	29	705-1702	.414	123-404	.304	361-552	.654	1197	41.3	413	575	66	245	1894	65.3
2000-01	Miami	28	704-1776	.396	76-270	.281	290-491	.591	1131	40.4	461	544	103	367	1774	63.4
	Opp.	28	643-1600	.402	123-435	.283	337-532	.633	1143	40.8	416	660	78	303	1746	62.4



# YEAR-BY-YEAR TEAM STATS

Since 1979

Year		G	FG-FGA	Pct	3FG-FGA	Pct	FT-FTA	Pct	Reb	Avg	A	TO	Blk	Stl	Pts	Avg
2001-02	Total	31	800-1975	.405	106-377	.281	344-541	.636	1212	39.1	496	606	153	432	2050	66.1
	Opp.	31	701-1741	.403	158-491	.322	407-625	.651	1255	40.5	448	741	94	358	1967	63.5
2002-03	Miami	31	896-2031	.441	115-366	.314	408-591	.690	1254	40.5	554	639	143	441	2315	74.7
	Opp.	31	769-1867	.412	166-482	.344	423-647	.654	1223	39.5	493	737	104	334	2127	68.6
2003-04	Miami	29	800-1761	.454	130-389	.334	409-563	.726	1112	38.3	529	577	121	349	2139	73.8
	Opp.	29	677-1696	.399	141-470	.300	390-531	.734	1034	35.7	415	626	104	282	1885	65.0
2004-05	Miami	29	702-1739	.404	135-456	.296	317-450	.704	1042	35.9	456	541	84	306	1856	64.0
	Opp.	29	708-1721	.411	159-466	.341	424-601	.705	1178	40.6	425	555	93	298	1999	68.9
2005-06	Miami	30	808-1841	.439	221-652	.339	437-583	.750	1079	36.0	437	577	95	344	2274	75.8
	Opp.	30	773-1825	.424	164-484	.339	442-643	.687	1213	40.4	418	645	87	293	2152	71.7
2006-07	Miami	30	740-1851	.400	189-607	.311	330-477	.692	1097	36.6	359	535	86	293	1999	66.6
	Opp.	30	775-1861	.416	153-466	.328	418-593	.705	1281	42.7	449	554	100	258	2121	70.7
2007-08	Miami	30	691-1838	.376	178-609	.292	250-411	.608	1096	36.5	387	510	85	319	1810	60.3
	Opp.	30	692-1645	.421	172-509	.338	357-507	.704	1163	38.8	426	587	83	232	1913	63.8
2008-09	Miami	30	756-1901	.398	134-484	.277	323-505	.640	1129	37.6	451	496	137	329	1969	65.6
	Opp.	30	704-1786	.394	144-454	.317	377-549	.687	1279	42.6	411	619	102	257	1929	64.3
2009-10	Miami	36	972-2349	.414	228-669	.341	521-767	.679	1523	42.3	506	601	147	398	2693	74.8
	Opp.	36	859-2196	.391	202-640	.316	462-669	.691	1451	40.3	484	736	109	276	2382	66.2
2010-11	Miami	33	934-2182	.428	201-662	.304	567-825	.687	1354	41.0	496	547	136	452	2636	79.9
	Opp.	33	756-1960	.386	162-547	.296	396-565	.701	1314	39.8	402	810	91	263	2070	62.7
2011-12	Total	32	887-2135	.415	199-625	.318	457-646	.707	1386	43.3	481	537	132	414	2430	75.9
	Opp.	32	687-1870	.367	110-416	.264	347-504	.688	1217	38.0	357	735	112	241	1831	57.2
2012-13	Miami	32	751-1943	.387	134-483	.277	445-639	.696	1399	43.7	412	604	135	297	2081	65.0
	Opp.	32	703-1945	.361	121-427	.283	369-563	.655	1245	38.9	384	604	98	310	1896	59.2
2013-14	Miami	31	794-1968	.403	176-582	.302	395-597	.662	1254	40.5	393	470	135	267	2159	69.6
	Opp.	31	714-1875	.381	166-534	.311	422-660	.639	1310	42.3	391	546	93	214	2016	65.0
2014-15	Miami	33	796-2026	.393	216-686	.315	419-626	.669	1288	39.0	353	472	138	302	2227	67.5
	Opp.	33	718-1834	.391	160-501	.319	415-618	.672	1282	38.8	365	605	98	214	2011	60.9
2015-16	Miami	33	890-2067	.431	217-644	.337	337-530	.636	1310	39.7	514	514	114	321	2334	70.7
	Opp.	33	734-1910	.384	159-503	.316	376-572	.657	1235	37.4	381	624	110	239	2003	60.7
2016-17	Miami	33	889-2013	.442	200-593	.337	401-594	.675	1257	38.1	464	524	118	307	2379	72.1
	Opp.	33	760-1908	.398	178-599	.297	387-607	.638	1159	35.1	381	582	112	228	2085	63.2
2017-18	Miami	32	835-1944	.430	162-535	.303	442-648	.682	1260	39.4	441	558	110	308	2274	71.1
	Opp.	32	730-1890	.386	183-619	.296	408-589	.693	1167	36.5	398	624	109	267	2051	64.1
2018-19	Miami	34	907-2016	.450	236-659	.358	451-662	.681	1440	42.4	517	536	132	222	2501	73.6
	Opp.	34	773-2137	.362	248-807	.307	366-516	.709	1190	35.0	442	455	104	241	2160	63.5
2019-20	Miami	30	681-1768	.385	203-652	.311	361-552	.654	1141	38.0	384	514	113	260	1926	64.2
	Opp.	30	707-1753	.403	175-556	.315	378-504	.750	1104	36.8	427	496	84	195	1967	65.6
2020-21	Miami	22	530-1335	.397	147-498	.295	246-368	.668	808	36.7	272	302	36	156	1453	66.0
	Opp.	22	555-1344	.413	155-527	.294	206-297	.694	862	39.2	307	337	63	136	1471	66.9
2021-22	Miami	34	766-1925	.398	205-677	.303	333-479	.695	843	36.1	442	567	112	308	2070	60.9
	Opp.	34	714-1887	.378	183-614	.298	374-530	.706	819	35.5	408	605	120	240	1985	58.4

RECORDS





# HURRICANE HISTORY

Year-By-Year Records .....	136
All-Time Results .....	137-152
Series Records .....	153-155
Series Results .....	156-174
History vs. Conferences.....	175-176
ACC/Big 10 Challenge History .....	177
Conference Tournament History.....	178-180
NCAA Tournament History .....	181
WNIT & AIAW Tournament History .....	182
NCAA Tournament Teams.....	183-187
WNIT Teams.....	188-189
Hurricanes in the Polls .....	190-191
Hurricane Honors.....	192-195
UM Sports HOF, ACC Legends & Pro Canes .....	196
Past Coaches .....	197
Hurricane Letter Winners.....	198-200
Hurricane Jersey Numbers.....	201-203
Retired/Honored Jerseys .....	204-207
All-Time Career Stats.....	208-232



# YEAR-BY-YEAR RECORDS

Season	Coach	Overall	Non-Con.	Conf.	Record	Finish	Home	Away	Neutral	Postseason
1972-73	Barry Schimer	2-6	N/A	FAIAW	N/A	5th*	1-1	1-3	0-2	—
1973-74	Barry Schimer	6-3	N/A	FAIAW	N/A	5th*	2-0	4-1	0-2	—
1974-75	Barry Schimer	8-6	N/A	FAIAW	N/A	2nd*	3-0	3-2	2-4	—
<b>Schimer's Totals</b>		<b>16-15</b>	—	—	—	—	<b>6-1</b>	<b>8-6</b>	<b>2-8</b>	—
1975-76	Shula Feuer	7-13	N/A	FAIAW	N/A	5th*	3-4	2-4	2-5	—
1976-77	Shula Feuer	9-11	N/A	FAIAW	N/A	T-3rd*	8-3	1-6	0-2	—
<b>Feuer's Totals</b>		<b>16-24</b>	—	—	—	—	<b>11-7</b>	<b>3-10</b>	<b>2-7</b>	—
1977-78	Isabella Hutchinson	8-8	N/A	FAIAW	N/A	5th*	3-2	3-3	2-3	—
<b>Hutchinson's Totals</b>		<b>8-8</b>	—	—	—	—	<b>3-2</b>	<b>3-3</b>	<b>2-3</b>	—
1978-79	Lin Dunn	10-13	N/A	FAIAW	N/A	5th*	5-3	4-5	1-5	—
1979-80	Lin Dunn	18-16	N/A	FAIAW	N/A	T-3rd*	9-7	7-6	2-3	—
1980-81	Lin Dunn	24-15	N/A	FAIAW	N/A	1st*	17-6	4-7	3-2	IAIAW First Round
1981-82	Lin Dunn	19-10	N/A	FAIAW	N/A	T-3rd*	11-3	5-4	3-3	IAIAW First Round
1982-83	Lin Dunn	14-13	—	—	—	—	8-5	3-5	3-3	—
1983-84	Lin Dunn	19-12	—	—	—	—	11-3	6-5	2-4	—
1984-85	Lin Dunn	21-7	—	—	—	—	16-1	4-4	1-2	—
1985-86	Lin Dunn	9-18	—	—	—	—	6-7	1-8	2-3	—
1986-87	Lin Dunn	15-15	—	—	—	—	9-6	3-4	3-5	—
<b>Dunn's Totals</b>		<b>149-119</b>	—	—	—	—	<b>92-41</b>	<b>37-48</b>	<b>20-30</b>	—
1987-88	Ken Patrick	14-13	—	—	—	—	7-6	5-7	3-0	—
<b>Patrick's Totals</b>		<b>14-13</b>	—	—	—	—	<b>7-6</b>	<b>5-7</b>	<b>3-0</b>	—
1988-89	Ferne Labati	21-8	—	—	—	—	11-1	7-7	3-0	NCAA First Round
1989-90	Ferne Labati	25-6	—	—	—	—	13-1	8-1	4-4	WNIT First Round
1990-91	Ferne Labati	20-10	8-7	NSWAC	9-3	1st <sup>A</sup>	9-6	5-4	6-0	—
1991-92	Ferne Labati	30-2	8-1	BIG EAST	18-0	1st	17-0	11-1	2-1	NCAA Sweet 16
1992-93	Ferne Labati	24-7	5-3	BIG EAST	15-3	T-1st	13-3	9-4	2-0	NCAA Second Round
1993-94	Ferne Labati	10-17	3-5	BIG EAST	7-11	T-6th	7-5	2-8	1-4	—
1994-95	Ferne Labati	11-16	3-5	BIG EAST	8-10	6th	6-7	5-7	0-2	—
1995-96	Ferne Labati	14-13	5-3	BIG EAST	9-9	T-4th	10-6	4-6	0-1	—
1996-97	Ferne Labati	15-14	5-3	BIG EAST	8-10	T-6th	8-5	5-8	2-1	—
1997-98	Ferne Labati	19-10	5-3	BIG EAST	13-5	3rd	12-1	5-8	2-1	NCAA First Round
1998-99	Ferne Labati	15-14	5-3	BIG EAST	9-9	T-6th	10-4	4-10	1-0	WNIT First Round
1999-00	Ferne Labati	14-15	6-5	BIG EAST	7-9	T-6th	9-8	4-6	1-1	—
2000-01	Ferne Labati	13-15	7-4	BIG EAST	6-10	T-8th	11-6	2-8	0-1	—
2001-02	Ferne Labati	19-12	7-4	BIG EAST	10-6	5th	12-3	5-8	2-1	WNIT First Round
2002-03	Ferne Labati	18-13	8-3	BIG EAST	8-8	7th	11-4	5-7	2-2	NCAA First Round
2003-04	Ferne Labati	22-7	11-0	BIG EAST	11-5	T-4th	12-2	7-3	3-2	NCAA First Round
2004-05	Ferne Labati	13-16	8-5	ACC	4-10	9th	9-5	2-9	2-2	—
<b>Labati's Totals</b>		<b>303-195</b>	<b>94-54</b>	—	<b>186-122</b>	—	<b>180-67</b>	<b>90-105</b>	<b>33-23</b>	—
2005-06	Katie Meier	17-13	10-3	ACC	6-8	6th	13-5	4-6	0-2	WNIT Second Round
2006-07	Katie Meier	11-19	9-6	ACC	2-12	11th	9-6	2-13	0-0	—
2007-08	Katie Meier	9-21	7-8	ACC	2-12	T-10th	6-13	2-6	1-2	—
2008-09	Katie Meier	13-17	11-4	ACC	2-12	T-10th	9-9	4-7	0-1	—
2009-10	Katie Meier	22-14	13-2	ACC	4-10	T-10th	13-6	9-7	0-1	WNIT Finals
2010-11	Katie Meier	28-5	14-1	ACC	12-2	T-1st	20-0	6-3	2-2	NCAA Second Round
2011-12	Katie Meier	26-6	11-2	ACC	14-2	2nd	16-0	9-5	1-1	NCAA Second Round
2012-13	Katie Meier	21-11	9-2	ACC	11-7	T-4th	15-3	5-7	0-2	NCAA First Round
2013-14	Katie Meier	16-15	8-5	ACC	8-8	8th	10-9	6-5	0-1	WNIT First Round
2014-15	Katie Meier	20-13	10-3	ACC	8-8	8th	15-3	2-9	3-1	NCAA Second Round
2015-16	Katie Meier	24-9	12-1	ACC	10-6	T-5th	13-3	8-3	3-3	NCAA First Round
2016-17	Katie Meier	24-9	11-1	ACC	10-6	7th	14-2	7-5	3-2	NCAA Second Round
2017-18	Katie Meier	21-11	10-3	ACC	10-6	T-6th	13-5	5-4	2-3	NCAA First Round
2018-19	Katie Meier	25-9	12-3	ACC	12-4	4th	17-3	6-5	2-1	NCAA Second Round
2019-20	Katie Meier	15-15	8-3	ACC	7-11	T-11th	12-6	2-8	1-1	N/A #
2020-21	Katie Meier	11-11	3-0	ACC	8-10	T-9th	8-4	3-6	0-1	—
2021-22	Katie Meier	21-13	11-5	ACC	10-8	T-7th	12-4	5-6	4-3	NCAA Second Round
<b>Meier's Totals</b>		<b>324-211</b>	<b>169-52</b>	—	<b>136-132</b>	—	<b>215-81</b>	<b>85-105</b>	<b>22-27</b>	—
<b>Overall Totals (50 seasons)</b>		<b>830-585</b>	<b>223-106</b>	—	<b>278-240</b>	—	<b>514-205</b>	<b>231-284</b>	<b>84-98</b>	<b>23 Postseasons (16-24)</b>
					<b>(140-142 ACC)</b>		<b>(232-90 at Watsco*)</b>			

\* Finish based off postseason conference tournament

\* Watsco Center record is from Jan. 15, 2003 to present except for a game on Dec. 1, 2006 played at the Knight Sports Complex

# In 2019-20, all postseason play was canceled due to the novel coronavirus (COVID-19)



# ALL-TIME RESULTS

## 1972-73

**Record: 2-6 (1-1 H, 1-3 A, 0-2 N)**

**Head Coach: Barry Schimer**

Date	W/L	Opponent	Score
J9	L	MIAMI-DADE NORTH	37-21
J12	W	at Broward Central	36-26
F8	L	at Miami-Dade South	56-26
F13	W	BROWARD CENTRAL	41-25
F15	L	at Barry College	51-45
F22	L	at Miami-Dade North	47-36
F26	L	vs. Florida Tech=	38-31
F27	L	vs. Florida A&M=	55-47

= FAIAW State Championship Tournament (Miami, Fla.)

## 1973-74

**Record: 6-3 (2-0 H, 4-1 A, 0-2 N)**

**Head Coach: Barry Schimer**

Date	W/L	Opponent	Score
J30	W	at Broward Central	43-27
F1	W	at Barry College	44-41
F12	W	at Miami-Dade South	48-47
F13	W	at Miami-Dade North	29-23
F18	L	at Miami-Dade North	38-36
F19	W	BARRY COLLEGE	41-33
F21	W	BROWARD CENTRAL	44-28
F26	L	vs. Flagler=	74-38
F27	L	vs. Florida Tech=	41-36

= FAIAW State Championship Tournament (Miami, Fla.)

## 1974-75

**Record: 8-6 (3-0 H, 3-2 A, 2-4 N)**

**Head Coach: Barry Schimer**

Date	W/L	Opponent	Score
NA	W	at Miami-Dade Downtown	65-21
NA	W	MIAMI-DADE DOWNTOWN	58-26
NA	L	at Flagler^	62-49
NA	L	vs. Florida^	58-45
NA	L	vs. Miami-Dade North^	65-49
NA	W	MIAMI-DADE NORTH	44-38
NA	W	at Broward Central	49-19
NA	W	BROWARD CENTRAL	61-26
NA	W	at Miami-Dade South	60-52
NA	L	at Miami-Dade North	54-46
NA	L	vs. Florida=	67-32
NA	W	vs. Florida A&M=	59-38
NA	W	vs. Florida Tech=	53-32
NA	L	vs. Florida State=	59-45

^ Flagler Invitational (St. Augustine, Fla.)

= FAIAW State Championship Tournament (Lake City, Fla.)

## 1975-76

**Record: 7-13 (3-4 H, 2-4 A, 2-5 N)**

**Head Coach: Shula Feuer**

Date	W/L	Opponent	Score
J3	L	MARYMACK (MO)	63-53
J14	W	HOMESTEAD AFB	100-20
J17	L	FLORIDA TECH	60-57
J20	L	at Miami-Dade South	49-40

J22	W	at Miami-Dade Downtown	74-54
J27	L	MIAMI-DADE NORTH	80-58
J29	W	FIU	56-38
F2	L	at Broward Central	69-65
F3	W	MIAMI-DADE DOWNTOWN	71-38
F6	W	vs. USF^	59-52
F7	L	vs. Miami-Dade South^	62-60
F7	W	vs. Florida Tech^	60-55
F9	L	at Florida	103-53
F11	L	at Miami-Dade North	64-49
F17	L	FIU	57-50
F20	L	vs. Florida&	83-41
F21	L	vs. Broward Central&	91-65
F23	W	at Homestead AFB	63-50
F26	L	vs. FIU=	59-57
F27	L	vs. USF=	71-46

^ Flager Invitational (St. Augustine, Fla.)

& Miami-Dade North CC Invitational (Miami, Fla.)

= FAIAW State Championship Tournament (Lake City, Fla.)

## 1976-77

**Record: 9-11 (8-3 H, 1-6 A, 0-2 N)**

**Head Coach: Shula Feuer**

Date	W/L	Opponent	Score
J9	W	MANHATTANVILLE	48-46
J13	W	at Miami-Dade Downtown	75-56
J24	L	at Miami-Dade North	106-69
J26	W	MIAMI-DADE SOUTH	42-39
J28	L	at USF	59-46
J29	L	at Tampa	50-45
F1	L	at FIU	57-49
F4	L	at Broward Central	69-59
F6	W	STETSON	74-59
F7	L	at Miami-Dade South	56-50
F8	L	FLORIDA	75-28
F10	W	MIAMI-DADE DOWNTOWN	67-45
F14	W	FIU	73-65
F16	W	BROWARD CENTRAL	75-64
F18	L	vs. Broward Central&	72-65
F19	L	vs. FIU&	52-48
F22	W	MIAMI-DADE NORTH	75-68
F24	W	FIU=	64-51
F25	L	FLORIDA=	73-41
F26	L	FIU=	66-58

& Miami-Dade North CC Invitational (Miami, Fla.)

= FAIAW State Championship Tournament (Coral Gables, Fla.)

## 1977-78

**Record: 8-8 (3-2 H, 3-3 A, 2-3 N)**

**Head Coach: Isabella Hutchinson**

Date	W/L	Opponent	Score
J16	W	at Miami-Dade New World	63-57
J20	W	MIAMI-DADE SOUTH	73-69
J23	W	FIU	71-42
J25	W	at Miami-Dade North	88-34
J27	L	USF	71-65
J28	L	at Florida	84-47
F1	L	at Broward Central	59-47
F7	L	at Miami-Dade South	53-46
F8	W	at FIU	54-50
F13	W	MIA-DADE NEW WORLD	67-41



# ALL-TIME RESULTS

F17	W	vs. Miami-Dade New World&	54-41
F18	W	vs. FIU&	50-43
F18	L	vs. Miami-Dade South&	69-59
F21	L	BROWARD CENTRAL	70-62
F23	L	vs. Florida=	76-55
F24	L	vs. Florida State=	66-56

& Miami-Dade North CC Invitational (Miami, Fla.)  
= FAIAW State Championship Tournament (Tampa, Fla.)

## 1978-79

**Record: 10-13 (5-3 H, 4-5 A, 1-5 N)**

**Head Coach: Lin Dunn**

Date	W/L	Opponent	Score
NA	L	at Broward Central	77-61
NA	L	at Florida State	79-53
NA	L	at Florida A&M	67-37
NA	W	MIAMI-DADE NEW WORLD	52-35
NA	W	at Tampa	56-49
NA	L	at USF	72-33
NA	W	MIAMI-DADE NORTH	74-42
NA	L	vs. UCF <sup>^</sup>	69-51
NA	L	vs. Stetson <sup>^</sup>	66-57
NA	L	BROWARD CENTRAL	93-82
NA	W	MIAMI-DADE SOUTH	66-60
NA	L	FLORIDA STATE	74-64
NA	W	FIU	74-44
NA	L	FLORIDA A&M	90-58
NA	L	at Stetson	60-44
NA	W	FIU	86-58
NA	W	at Miami-Dade North	97-61
NA	L	vs. Broward Central&	81-58
NA	W	vs. Miami-Dade New World&	79-54
NA	W	at Miami-Dade North&	86-44
NA	W	at Miami-Dade New World	81-63
NA	L	vs. Florida State=	73-57
NA	L	vs. USF=	85-45

<sup>^</sup> Flagler Invitational (St. Augustine, Fla.)  
& Miami-Dade North CC Invitational (Miami, Fla.)  
= FAIAW State Championship Tournament (Orlando, Fla.)

## 1979-80

**Record: 18-15 (9-7 H, 7-6 A, 2-3 N)**

**Head Coach: Lin Dunn**

Date	W/L	Opponent	Score
N28	W	at Broward Central	101-38
D1	W	MIAMI-DADE NORTH	77-56
D8	W	at Miami-Dade North	90-66
D10	W	at Miami-Dade New World	98-35
D11	W	MIAMI-DADE SOUTH	84-71
D14	L	FLORIDA STATE	82-64
D17	L	ORAL ROBERTS	68-58
D31	L	KANSAS	101-62
J1	L	LAMAR	78-56
J2	L	EDINBORO STATE	70-62
J4	L	ALABAMA	73-61
J6	W	UPPER IOWA	70-39
J7	W	ARMY WEST POINT	73-62
J10	W	MIAMI-DADE NEW WORLD	89-54
J12	L	FLORIDA	80-71
J15	W	FIU	98-41
J18	L	at Florida Southern	71-69

J19	W	at USF	84-72
J22	L	at Florida State	93-74
J26	L	vs. USF <sup>^</sup>	81-76
J27	W	at Flagler <sup>^</sup>	74-73
F2	W	USF	72-55
F5	W	FIU	83-35
F8	L	at Stetson	72-50
F9	L	at UCF	57-56
F12	W	BROWARD CENTRAL	104-35
F14	W	vs. Miami-Dade New World&	85-19
F15	W	at Miami-Dade North&	55-52
F16	W	vs. Flagler&	64-62
F18	L	at Florida	77-66
F20	L	vs. Florida=	81-66
F21	W	at USF=	84-77
F22	L	vs. Florida State=	72-61
F28	L	at Miami-Dade South	60-57

<sup>^</sup> Flagler Invitational (St. Augustine, Fla.)  
& Miami-Dade North CC Invitational (Miami, Fla.)  
= FAIAW State Championship Tournament (Tampa, Fla.)

## 1980-81

**Record: 24-15 (17-6 H, 4-7 A, 3-2 N)**

**Head Coach: Lin Dunn**

Date	W/L	Opponent	Score
N17	W	BROWARD CENTRAL	87-49
N21	L	at UAB&	79-63
N22	L	vs. South Alabama&	74-51
N24	W	USF	78-60
D2	W	MIAMI-DADE SOUTH	75-51
D6	L	at Florida State	87-73
D7	L	at Florida A&M	72-50
D10	W	MIAMI-DADE NEW WORLD	82-55
D15	W	GEORGIA TECH	86-80
D28	W	WEST VIRGINIA% (OT)	89-87
D29	L	JACKSON STATE%	71-45
D30	W	MIDDLE TENNESSEE%	80-74
J1	W	WEST KENTUCKY\$	76-65
J2	L	DRAKE\$	101-63
J4	L	ST. JOSEPH'S\$	73-52
J5	L	AUBURN	78-72
J9	W	at USF	59-41
J10	L	at Florida	84-55
J16	L	at NC State	97-50
J17	L	vs. North Carolina+	75-61
J20	W	BETHUNE-COOKMAN (forfeit)	2-0
J22	W	MIAMI-DADE NORTH	80-60
J23	L	UAB	83-71
J27	W	FIU	109-56
J31	L	FLORIDA STATE	62-55
F3	L	at Miami-Dade South	63-60
F6	W	UCF	86-75
F7	W	FLORIDA	75-64
F10	W	at Miami-Dade New World	72-57
F13	W	at Broward Central	69-50
F14	W	STETSON	70-58
F15	W	DAYTON	62-58
F20	W	FLORIDA A&M	79-47
F21	W	FIU	84-56
F23	W	at Miami-Dade North	58-48
F26	W	vs. USF=	69-47
F27	W	vs. Florida State=	79-70



# ALL-TIME RESULTS

F28	W	vs. Florida=	65-59
M5	L	at Southern Miss@	80-75
& UAB Invitational (Birmingham, Ala.)			
% Hurricane Christmas Classic (Coral Gables, Fla.)			
\$ Hurricane New Year's Classic (Coral Gables, Fla.)			
+ at NC State (Raleigh, N.C.)			
=FAIAW State Championship Tournament (Daytona Beach, Fla.)			
@ AIAW Region III Championships (Hattiesburg, Miss.)			

## 1981-82

Record: 19-10 (11-3 H, 5-4 A, 3-3 N)

Head Coach: Lin Dunn

Date	W/L	Opponent	Score
N23	W	USF	87-52
N27	W	at Florida Memorial	75-47
D5	W	FLORIDA	87-85
D12	L	FLORIDA STATE	77-74
D15	W	vs. UCF#	66-63
D17	W	vs. Carson-Newman#	88-73
D19	L	vs. Clemson#	74-59
D29	L	GEORGIA STATE%	63-60
D30	W	MERCER%	68-67
J2	W	EAST CAROLINA\$	60-56
J4	W	AUSTIN PEAY\$	74-52
J5	L	EAST TENNESSEE\$	70-44
J9	W	HOUSTON	64-47
J11	W	at FIU	78-59
J15	W	at Stetson	95-65
J16	W	at USF	60-48
J20	L	at Florida	80-73
J26	W	FIU	69-66
J28	W	FLORIDA MEMORIAL	100-54
J30	W	TAMPA	81-33
F1	W	FLORIDA A&M	66-62
F6	W	STETSON	75-67
F13	L	at Florida State	66-52
F15	L	at Florida A&M	69-64
F20	L	at Georgia	91-51
F22	W	at Georgia State	72-66
M4	W	vs. Stetson=	75-60
M5	L	vs. Florida State=	84-80
M7	L	vs. Delta State@	81-66

^ South Florida Invitational (Tampa, Fla.)

% Hurricane Christmas Classic (Coral Gables, Fla.)

\$ Hurricane New Year's Classic (Coral Gables, Fla.)

=FAIAW State Championship Tournament (Daytona Beach, Fla.)

@ AIAW Region III Championships (Tallahassee, Fla.)

## 1982-83

Record: 14-13 (8-5 H, 3-6 A, 3-2 N)

Head Coach: Lin Dunn

Date	W/L	Opponent	Score
N19	W	FLORIDA MEMORIAL	88-40
D4	L	at FIU	89-73
D11	W	at USF	75-63
D14	W	LAWRENCE	74-34
D15	L	vs. UT Martin+	85-81
D17	L	vs. Ohio State#	91-63
D18	W	vs. Tampa#	77-68
D19	L	vs. Georgia State#	83-69
D28	L	FAIRFIELD%	76-71

D30	L	NEBRASKA%	76-74
D31	W	PITTSBURGH%	(2OT) 79-75
J2	W	MILLIKIN\$	66-62
J3	W	ROBERT MORRIS\$	56-45
J4	W	WESTERN ILLINOIS\$	80-63
J7	W	vs. Georgia State^	71-66
J8	W	vs. Wake Forest^	81-65
J14	W	at Stetson	77-64
J17	W	at Florida Memorial	89-71
J22	L	at Florida A&M	65-58
J24	L	at UCF	70-60
J28	W	RICE	87-57
F5	W	STETSON	83-61
F12	L	at USF	64-63
F14	L	at Florida	78-64
F18	L	FLORIDA A&M	(OT) 80-78
F28	L	SOUTH CAROLINA	66-56
M2	L	FIU	63-53

+ at Stetson (DeLand, Fla.)

# South Florida Invitational (Tampa, Fla.)

% Hurricane Christmas Classic (Coral Gables, Fla.)

\$ Hurricane New Year's Classic (Coral Gables, Fla.)

^ Stetson Hatter Classic (DeLand, Fla.)

## 1983-84

Record: 19-12 (11-3 H, 6-5 A, 2-4 N)

Head Coach: Lin Dunn

Date	W/L	Opponent	Score
N18	W	FLORIDA MEMORIAL	76-56
N25	L	vs. North Carolina+	77-65
N26	L	at NC State	60-54
D2	W	LAMAR	71-62
D3	L	SOUTH CAROLINA STATE	73-69
D7	W	USF	81-64
D11	L	at Florida	78-58
D17	W	TAMPA	82-57
D28	L	PROVIDENCE#	70-60
D29	W	AUGUSTANA#	77-50
D31	W	TOLEDO#	88-77
J1	W	NORTH DAKOTA STATE@	64-61
J2	W	WESTERN KENTUCKY@	65-58
J4	W	MEMPHIS STATE@	76-73
J6	W	vs. SW Louisiana^	84-78
J7	W	at Stetson^	89-54
J13	L	at Florida State%	76-64
J14	L	vs. Temple%	87-69
J20	W	at USF	88-68
J24	W	FIU	82-64
J28	W	STETSON	79-52
F2	L	at St. John's	79-69
F4	W	at Rutgers	63-58
F6	L	FLORIDA	55-53
F10	W	at Tampa	73-64
F11	W	at Stetson	80-62
F14	W	at Florida Memorial	75-43
F22	L	vs. Idaho\$	68-66
F24	L	vs. Georgia State\$	88-79
F26	W	vs. Pepperdine\$	67-43
M3	L	at FIU	(2OT) 83-81

+ at NC State (Raleigh, N.C.)

@ Miami Masonic Classic (Coral Gables, Fla.)

^ Stetson Hatter Classic (DeLand, Fla.)

% Florida State Invitational (Tallahassee, Fla.)

\$ Alaska Northern Lights Invitational (Anchorage, Alaska)



# ALL-TIME RESULTS

## 1984-85

**Record: 21-7 (16-1 H, 4-4 A, 1-2 N)**

**Head Coach: Lin Dunn**

Date	W/L	Opponent	Score
N23	L	vs. Arkansas#	79-58
N24	L	vs. Eastern Kentucky#	81-74
N26	W	vs. New Orleans&	77-57
N27	L	at Memphis State&	91-74
D7	W	at USF	68-62
D15	W	FLORIDA STATE	79-65
D20	W	DARTMOUTH	62-52
D27	W	CLEVELAND STATE%	95-48
D28	W	ST. JOHN'S%	73-59
D30	W	MICHIGAN STATE%	78-68
D31	W	PURDUE%	69-64
J2	W	ST. JOSEPH'S\$	68-65
J4	W	MURRAY STATE\$	73-62
J5	W	MISSOURI\$	82-81
J8	W	FORDHAM	92-73
J11	W	LAMAR	89-54
J14	L	at Florida	85-68
J16	L	LOUISIANA STATE	67-62
J21	W	at Stetson	68-58
J25	W	USF	91-65
F7	L	at FIU	73-72
F9	W	at Texas A&M	75-62
F11	L	at Houston	83-68
F16	W	STETSON	77-46
F18	W	FLORIDA	68-53
F25	W	at Florida State	74-67
F26	W	EVANSVILLE	61-60
M4	W	FIU	81-73

# Sunshine State Classic (Orlando, Fla.)

& Memphis Classic (Memphis, Tenn.)

% Women's Court Christmas Classic (Coral Gables, Fla.)

\$ Women's Court New Year's Classic (Coral Gables, Fla.)

## 1985-86

**Record: 9-18 (6-7 H, 1-8 A, 2-3 N)**

**Head Coach: Lin Dunn**

Date	W/L	Opponent	Score
N29	L	vs. Iowa&	83-63
N30	W	vs. Baylor&	64-55
D4	W	UCF	62-61
D6	L	GRAMBLING STATE	81-75
D13	W	vs. BYU#	78-74
D14	L	at Illinois#	73-47
D17	W	MERCER	71-57
D19	L	EAST CAROLINA	58-43
D29	W	SAN DIEGO STATE@	88-51
D30	L	NE LOUISIANA@	88-62
D31	L	MISSISSIPPI@	79-61
J3	L	FAIRFIELD%	71-68
J4	W	DAYTON%	76-62
J5	L	NOTRE DAME%	59-53
J10	L	vs. Louisiana State\$	94-54
J11	L	vs. Rhode Island\$	66-65
J13	L	at Old Dominion	86-64
J15	L	at Florida	79-58
J25	L	at Louisiana Tech	81-40
J27	L	at Auburn	92-46
F8	L	at Kentucky	108-53

F10	L	at Iowa	75-46
F15	W	at USF	82-59
F17	L	at #1 Texas	112-43
F24	W	FLORIDA	70-45
M1	W	USF	53-48
M4	L	FIU	81-52

& Louisiana State Classic (Baton Rouge, La.)

# Illini Classic (Champaign, Ill.)

@ Burger King/Orange Bowl Invitational (Coral Gables, Fla.)

% Burger King Classic (Coral Gables, Fla.)

\$ Lady Pirate Classic (Greenville, N.C.)

## 1986-87

**Record: 15-15 (9-6 H, 3-4 A, 3-5 N)**

**Head Coach: Lin Dunn**

Date	W/L	Opponent	Score
N28	W	vs. Monmouth^	82-73
N29	L	vs. Purdue^	69-68
D4	W	GRAMBLING STATE	67-65
D6	L	KENTUCKY	71-55
D13	L	at Florida	81-73
D15	L	FLORIDA STATE	75-74
D19	L	at Michigan State#	63-52
D20	L	vs. BYU#	82-80
D22	W	MINNESOTA	77-64
D27	L	OHIO STATE@	79-75
D28	W	TEMPLE@	77-70
D29	L	NORTH CAROLINA@	89-71
J2	W	vs. Holy Cross%	83-76
J3	L	vs. Auburn%	98-55
J4	L	vs. Maryland%	84-64
J14	W	UMES	82-61
J17	L	at USF	84-62
J21	W	STETSON	77-65
J29	W	at Florida State	80-73
F7	W	at Notre Dame	62-61
F9	L	at Northern Illinois	77-72
F14	W	USF	80-61
F18	L	FIU	78-71
F22	W	FLORIDA	78-66
F27	L	vs. Mississippi State\$	81-67
F28	W	vs. Gonzaga\$	79-52
M1	W	at Alaska-Anchorage\$	71-62
M5	L	LOUISIANA TECH	76-58
M7	W	TULANE	76-72
M9	W	FLORIDA ATLANTIC	59-43

^ FIU Thanksgiving Classic (Miami, Fla.)

# Michigan State Christmas Tournament (East Lansing, Mich.)

@ Burger King/Orange Bowl Invitational (Coral Gables, Fla.)

% Miami Burger King Classic (Miami, Fla.)

\$ Northern Lights Invitational (Anchorage, Alaska)

## 1987-88

**Record: 14-13 (7-6 H, 5-7 A, 2-0 N)**

**Head Coach: Ken Patrick**

Date	W/L	Opponent	Score
N27	W	vs. Howard\$	81-58
N28	L	at Minnesota\$	76-72
D1	W	BETHUNE-COOKMAN	90-55
D12	W	at Florida	69-68
D19	W	FLORIDA	84-75
D21	W	vs. Mercer+	93-62

# ALL-TIME RESULTS



D28	L	VIRGINIA@	78-69
D29	L	AUBURN@	96-48
D30	L	ILLINOIS@	85-83
J7	L	NOTRE DAME	83-68
J9	L	OLD DOMINION	93-79
J11	W	FLORIDA A&M	104-86
J13	L	at Maine	76-56
J20	W	at UCF	93-82
J27	L	at Arizona	78-71
J28	L	at Arizona State	78-74
J31	W	USF	82-71
F4	L	at Florida A&M	89-88
F6	W	NORTHERN ILLINOIS	88-80
F8	W	at Stetson	67-63
F13	L	FIU	79-69
F15	W	FLORIDA ATLANTIC	87-66
F20	L	at Bethune-Cookman	80-72
F23	L	at FIU	79-70
F25	W	UCF	103-87
F29	W	at North Carolina	75-69
M6	W	at USF	76-60

\$ Minnesota Dial Classic (Minneapolis, Minn.)

+ at Coral Springs, Fla.

@ Burger King/Orange Bowl Invitational (Coral Gables, Fla.)

## 1988-89

**Record: 21-8 (11-1 H, 7-7 A, 3-0 N)**

**Head Coach: Ferne Labati**

Date	W/L	Opponent	Score
N25	W	vs. SW Missouri State#	90-71
N26	W	vs. Florida State#	96-85
D2	L	at Houston&	(OT) 81-76
D3	W	vs. Northwestern State&	92-89
D6	W	at Bethune-Cookman	77-65
D11	W	FLORIDA STATE	88-79
D19	W	FLORIDA A&M	103-64
D29	W	OKLAHOMA%	69-66
D30	L	SYRACUSE%	78-62
J4	L	at Purdue	79-65
J8	W	at Detroit	74-61
J9	W	at Toledo	66-52
J11	W	at Louisville	59-58
J14	W	USF	77-74
J16	L	at Florida	75-61
J21	W	at Florida A&M	73-66
J24	W	FLORIDA+	75-67
J28	L	at Rutgers	97-64
J31	W	FIU	83-76
F2	W	at Mercer	75-47
F4	L	at Auburn	73-44
F6	W	BARRY	85-36
F11	W	UCF	94-69
F13	W	STETSON	69-63
F18	W	FLORIDA ATLANTIC	94-77
F22	W	BETHUNE-COOKMAN	72-55
F24	W	at FIU	100-85
M4	L	at USF	85-82
M15	L	at Oklahoma State!	93-69

# Lady Sunshine Tournament (Lake Mary, Fla.)

& Lady Cougar Classic (Houston, Texas)

% Burger King/Pepsi Classic (Coral Gables, Fla.)

+ at Miami Arena (Miami, Fla.)

! NCAA Tournament (Stillwater, Okla.)

## 1989-90

**Record: 25-6 (13-1 H, 8-1 A, 4-4 N)**

**Head Coach: Ferne Labati**

Date	W/L	Opponent	Score
N29	W	FLORIDA	76-61
D1	W	NIAGARA\$	88-52
D2	W	ARIZONA\$	85-65
D6	W	at Florida A&M	77-70
D8	W	vs. Temple#	79-73
D9	L	vs. Kentucky#	80-71
D16	W	ILLINOIS-CHICAGO	70-41
D27	W	CLEVELAND STATE%	81-53
D28	W	MICHIGAN%	72-64
D29	L	WASHINGTON%	85-68
J3	W	vs. Dist. of Columbia^	79-47
J4	W	vs. James Madison^	72-53
J5	L	vs. Stephen F. Austin^	69-62
J9	W	at Massachusetts	76-58
J11	W	at Boston University	87-69
J13	W	at Stetson	88-69
J16	W	at Florida	85-73
J18	W	at USF	89-72
J22	W	FLORIDA A&M	90-56
J25	W	at Bethune-Cookman	76-26
F1	W	FIU	71-64
F5	W	BETHUNE-COOKMAN	76-43
F9	W	UMKC	70-58
F10	W	UCF	96-74
F17	L	at Florida State	95-66
F19	W	MERCER	84-62
F23	W	at FIU	94-76
M3	W	USF	72-59
M22	W	vs. Illinois State!	85-83
M23	L	vs. Kentucky!	80-68
M24	L	vs. Charlotte!	82-80

\$ Hurricane Tip-Off Classic (Coral Gables, Fla.)

# Felpausch/MSU Holiday Classic (East Lansing, Mich.)

% Burger King Classic (Coral Gables, Fla.)

^ FIU Sun and Fun Classic (Miami, Fla.)

! National Women's Invitational Tour. (WNIT) (Amarillo, Texas)

## 1990-91

**Record: 20-10 (9-6 H, 5-4 A, 6-0 N)**

**NSWAC: 9-3 (Tournament Champs)**

**Head Coach: Ferne Labati**

Date	W/L	Opponent	Score
N23	W	at Western Michigan	94-72
N25	L	at Purdue	86-56
D4	W	at Georgia State*	85-60
D8	L	RUTGERS	67-57
D14	W	TEXAS SOUTHERN	73-65
D15	L	TOLEDO	59-58
D19	L	FLORIDA STATE	76-62
D27	W	SYRACUSE%	68-53
D28	L	KANSAS%	76-48
D29	L	MICHIGAN STATE%	79-73
J2	W	vs. Oklahoma State^	74-71
J3	W	vs. Mississippi^	66-64
J4	W	vs. Murray State^	82-60
J9	L	at UMKC	53-44
J12	W	STETSON*	112-74
J17	L	at Florida A&M*	73-65



# ALL-TIME RESULTS

J19	W	at Georgia Southern*	86-79
J24	W	GEORGIA STATE*	68-49
J26	L	MERCER*	(OT) 86-83
J31	W	GEORGIA SOUTHERN*	89-66
F2	W	FLORIDA A&M*	78-71
F5	W	at FIU*	74-64
F9	W	HOWARD	78-58
F14	L	at Mercer*	80-71
F16	W	PORTLAND STATE	84-63
F20	W	at Stetson*	77-63
M2	W	FIU*	79-54
M7	W	vs. Stetson=	98-77
M8	W	vs. FIU=	75-55
M9	W	vs. Florida A&M=	73-44

\* New South Women's Athletic Conference game  
 = NSWAC Tournament (Tallahassee, Fla.)  
 % Pepsi/Church's Holiday Classic (Coral Gables, Fla.)  
 ^ FIU Sun and Fun Classic (Miami, Fla.)

## 1991-92

**Record: 30-2 (17-0 H, 11-1 A, 2-1 N)**  
**BIG EAST: 18-0 (Regular Season & Tournament Champs)**

**Head Coach: Ferne Labati**

Date	W/L	Opponent	Score
N23	L	at Florida State	(OT) 71-69
D1	W	FLORIDA	95-75
D8	W	at Rutgers	72-53
D13	W	TEXAS SOUTHERN	85-48
D19	W	No. 10 PURDUE	65-63
D22	W	HARVARD	87-62
D28	W	Cleveland State%	91-59
D29	W	FIU%	78-53
D30	W	Georgia Tech%	78-63
J3	W	at Boston College*	78-59
J5	W	at Seton Hall*	76-54
J8	W	GEORGETOWN*	89-51
J11	W	at Pittsburgh*	73-54
J13	W	at Providence*	87-83
J17	W	No. 22 CONNECTICUT*	70-66
J21	W	SYRACUSE*	74-52
J23	W	at St. John's*	58-57
J26	W	at Villanova*	75-50
F1	W	BOSTON COLLEGE*	79-60
F5	W	SETON HALL*	68-46
F8	W	at Georgetown*	83-76
F11	W	PITTSBURGH*	79-64
F16	W	PROVIDENCE*	95-69
F21	W	at Connecticut*	75-59
F23	W	at Syracuse*	79-66
F26	W	ST. JOHN'S*	85-63
M1	W	VILLANOVA*	84-67
M7	W	vs. Seton Hall&	76-62
M8	W	vs. Providence&	82-70
M9	W	at Connecticut&	56-47
M21	W	NORTH CAROLINA!	86-72
M26	L	vs. Vanderbilt!!	77-67

\* BIG EAST Conference game  
 % Pepsi/Church's Holiday Classic (Coral Gables, Fla.)  
 & BIG EAST Tournament (Storrs, Conn.)  
 ! NCAA Tournament (Coral Gables, Fla.)  
 !! NCAA Tournament (Charlottesville, Va.)

## 1992-93

**Record: 24-7 (13-3 H, 8-4 A, 2-0 N)**  
**BIG EAST: 15-3 (Co-Regular Season & Tournament Champs)**

**Head Coach: Ferne Labati**

Date	W/L	Opponent	Score
D6	W	FLORIDA ATLANTIC	94-37
D13	W	at FIU	80-58
D18	W	TEXAS SOUTHERN	98-41
D19	L	FLORIDA STATE	64-61
D28	W	BUCKNELL%	74-54
D29	W	APPALACHIAN STATE%	80-63
D30	L	TEXAS TECH% (OT)	75-74
J3	L	at Seton Hall*	73-59
J5	W	at Providence*	64-52
J9	W	GEORGETOWN*	62-55
J15	W	at Connecticut*	69-66
J17	W	at Syracuse*	65-53
J21	W	VILLANOVA*	64-53
J24	L	ST. JOHN'S*	65-59
J29	W	at Pittsburgh*	55-50
J31	W	at Boston College*	80-67
F3	W	SYRACUSE*	60-40
F6	W	PROVIDENCE*	85-65
F9	L	at Georgetown*	(3OT) 90-88
F11	L	at Maryland	67-57
F14	W	CONNECTICUT*	69-51
F16	W	BOSTON COLLEGE*	84-55
F20	W	at Villanova*	57-52
F22	W	at St. John's*	84-68
F27	W	SETON HALL*	72-60
M1	W	PITTSBURGH*	77-65
M6	W	vs. St. John's&	84-61
M7	W	vs. Villanova&	67-49
M8	W	at Providence&	76-55
M17	W	ST. PETER'S!	61-44
M20	L	at Western Kentucky!!	78-63

\* BIG EAST Conference game  
 % Church's Holiday Classic (Coral Gables, Fla.)  
 & BIG EAST Tournament (Providence, R.I.)  
 ! NCAA Tournament (Coral Gables, Fla.)  
 !! NCAA Tournament (Bowling Green, Ky.)

## 1993-94

**Record: 10-17 (7-5 H, 2-8 A, 1-4 N)**  
**BIG EAST: 7-11 (7-6th)**

**Head Coach: Ferne Labati**

Date	W/L	Opponent	Score
N27	L	vs. Wake Forest\$	74-65
N28	L	vs. South Carolina\$	71-68
D3	W	vs. Dayton^	67-53
D4	L	vs. Rhode Island^	56-54
D11	W	GEORGETOWN*	67-59
D18	W	VALPARAISO	77-59
D28	W	FLORIDA ATLANTIC%	90-69
D30	L	FIU%	75-56
J3	L	at Providence*	78-62
J6	W	VILLANOVA*	64-40
J9	L	at Pittsburgh*	71-66
J13	L	at Seton Hall*	93-50
J15	W	at St. John's*	(OT) 80-72





# ALL-TIME RESULTS

J19	W	SYRACUSE*	(2OT) 62-59
J23	L	at Connecticut*	87-46
J25	L	at Boston College*	80-71
J27	L	at Florida	59-50
J30	L	ST. JOHN'S*	68-67
F2	L	PITTSBURGH*	59-53
F6	W	at Villanova*	64-60
F10	L	SETON HALL*	82-46
F13	L	CONNECTICUT*	60-48
F17	L	at Georgetown*	81-60
F20	L	at Syracuse*	58-41
F23	W	PROVIDENCE*	65-63
F26	W	BOSTON COLLEGE*	75-72
M5	L	vs. Pittsburgh&	70-60

\* BIG EAST Conference game

\$ Old Dominion/Dial Classic (Norfolk, Va.)

^ Florida State/Dial Classic (Tallahassee, Fla.)

% Church's Holiday Classic (Coral Gables, Fla.)

& BIG EAST Tournament (Storrs, Conn.)

## 1994-95

**Record: 11-16 (6-7 H, 5-7 A, 0-2 N)**

**BIG EAST: 8-10 (6th)**

**Head Coach: Ferne Labati**

Date	W/L	Opponent	Score
N27	W	FAIRFIELD	81-71
N29	W	at Florida Atlantic	90-81
D2	L	vs. Florida^	84-63
D3	L	vs. USF^	74-65
D6	L	at FIU	77-62
D17	W	LIU BROOKLYN	74-59
D22	L	at Seton Hall*	72-44
D28	L	GRAMBLING STATE%	98-75
D29	L	AUBURN%	73-43
J2	W	BOSTON COLLEGE*	80-45
J4	L	at Villanova*	64-51
J7	L	at Pittsburgh*	73-61
J11	W	at Georgetown*	72-66
J14	L	ST. JOHN'S*	73-63
J18	W	at Syracuse*	65-54
J21	W	PROVIDENCE*	80-78
J24	L	No. 1 CONNECTICUT*	92-51
J28	W	at Boston College*	73-67
F1	W	PITTSBURGH*	54-50
F5	L	VILLANOVA*	72-59
F9	L	at #1 Connecticut*	85-48
F11	W	at St. John's*	60-56
F15	L	GEORGETOWN*	65-63
F18	W	SYRACUSE*	67-65
F21	L	SETON HALL*	82-65
F25	L	at Providence*	76-72
M4	L	at Seton Hall&	66-50

\* BIG EAST Conference game

^ Florida Four Challenge (Tallahassee, Fla.)

% Church's Chicken Holiday Classic (Coral Gables, Fla.)

& BIG EAST Tournament (South Orange, N.J.)

## 1995-96

**Record: 14-13 (10-6 H, 4-6 A, 0-1 N)**

**BIG EAST: 9-9 (T-1st BE 7)**

**Head Coach: Ferne Labati**

Date	W/L	Opponent	Score
N24	W	MANHATTAN+	74-66
N28	L	at Houston	80-72
D1	W	USF^	73-68
D2	L	FLORIDA^	71-70
D16	W	FIU	71-49
D20	W	SOUTHERN ILLINOIS	70-61
D22	W	at Pittsburgh*	72-44
D28	L	DETROIT%	78-77
D30	W	FLORIDAATLANTIC%	93-54
J4	L	at Providence*	81-60
J7	L	VILLANOVA*	59-53
J10	L	CONNECTICUT*	79-52
J13	L	at Seton Hall*	69-62
J17	W	RUTGERS*	58-45
J20	L	at Syracuse*	69-60
J22	W	at Boston College*	60-59
J25	W	WEST VIRGINIA*	77-58
J27	L	NOTRE DAME*	67-50
J31	W	PROVIDENCE*	74-73
F3	W	at St. John's*	62-54
F8	W	at West Virginia*	88-69
F10	L	at Villanova*	51-47
F14	L	GEORGETOWN*	71-69
F17	W	SYRACUSE*	84-60
F20	L	at Notre Dame*	86-70
F27	W	SETON HALL*	67-60
M2	L	vs. Pittsburgh&	52-49

\* BIG EAST Conference game

+ at Miami Arena (Miami, Fla.)

^ Florida Four Challenge (Coral Gables, Fla.)

% Church's Chicken Holiday Classic (Coral Gables, Fla.)

& BIG EAST Tournament (Storrs, Conn.)

## 1996-97

**Record: 15-14 (8-5 H, 5-8 A, 2-1 N)**

**BIG EAST: 8-10 (T-2nd BE 7)**

**Head Coach: Ferne Labati**

Date	W/L	Opponent	Score
N22	L	vs. Florida^	65-58
N23	W	at USF^	58-30
N26	W	FLORIDAATLANTIC	74-53
D1	L	at Old Dominion	94-55
D4	L	at St. John's*	61-44
D8	L	RUTGERS*	57-44
D14	W	at FIU	55-49
D19	W	ORAL ROBERTS	69-49
D27	W	BUTLER%	70-55
D29	L	ALABAMA%	73-43
J2	L	BOSTON COLLEGE*	66-48
J6	L	at Pittsburgh*	64-59
J9	L	CONNECTICUT*	69-51
J12	W	at Providence*	60-56
J15	L	Georgetown*	62-55
J19	W	SETON HALL*	79-67
J22	L	at West Virginia*	75-70
J25	W	ST. JOHN'S*	71-48



# ALL-TIME RESULTS

J29	L	NOTRE DAME*	72-71
F2	W	VILLANOVA*	71-56
F5	W	at Rutgers*	49-41
F12	W	PITTSBURGH*	89-61
F16	L	at Connecticut*	86-59
F19	L	at Boston College*	67-55
F22	W	at Syracuse*	64-53
F25	W	GEORGETOWN*	62-58
M1	W	vs. Pittsburgh&	64-50
M2	W	vs. Boston College&	63-48
M3	L	at Connecticut&	98-71

\* BIG EAST Conference game

^ Dial Classic (Tampa, Fla.)

% UM Holiday Classic (Coral Gables, Fla.)

& BIG EAST Tournament (Storrs, Conn.)

## 1997-98

**Record: 19-10 (12-1 H, 5-8 A, 2-1 N)**

**BIG EAST: 13-5 [2nd BE 7]**

**Head Coach: Ferne Labati**

Date	W/L	Opponent	Score
N16	W	FAIRFIELD	87-66
N20	W	USF^	55-52
N21	L	at Florida^	70-51
N25	W	at Florida Atlantic	105-84
D6	W	PROVIDENCE*	97-70
D14	L	FIU	81-60
D20	L	at Oklahoma	67-62
D27	W	DELAWARE STATE%	105-62
D28	W	MAINE%	91-78
D31	W	WEST VIRGINIA*	(OT) 74-72
J3	W	at Seton Hall*	70-66
J6	L	at Syracuse*	87-75
J8	L	at Notre Dame*	75-47
J10	W	BOSTON COLLEGE*	85-79
J14	L	at Villanova*	(OT) 68-67
J17	W	ST. JOHN'S*	72-60
J24	W	PITTSBURGH*	72-55
J28	L	at Rutgers*	77-65
J31	W	at Georgetown*	81-74
F3	W	NOTRE DAME*	77-76
F7	W	SYRACUSE*	58-56
F10	W	at Providence*	90-79
F13	L	at Connecticut*	80-60
F18	W	SETON HALL*	73-66
F21	W	VILLANOVA*	67-64
F24	W	at West Virginia*	90-69
M1	W	vs. Georgetown&	81-66
M2	L	at Rutgers&	81-62
M14	L	vs. Clemson!	60-49

\* BIG EAST Conference game

^ Dial Classic/Florida Four Challenge (Gainesville, Fla.)

% UM Holiday Classic (Coral Gables, Fla.)

& BIG EAST Tournament (Piscataway, N.J.)

! NCAA Tournament (Ruston, La.)

## 1998-99

**Record: 15-14 (10-4 H, 4-10 A, 1-0 N)**

**BIG EAST: 9-9 (T-6th)**

**Head Coach: Ferne Labati**

Date	W/L	Opponent	Score
N18	W	at FIU	67-65
N22	L	at Tulane	63-56
N24	L	at Florida	85-69
D1	W	COPPIN STATE	97-68
D5	W	BOSTON COLLEGE*	65-57
D8	W	SYRACUSE*	68-52
D12	W	HAMPTON	84-52
D16	W	FLORIDA ATLANTIC	91-57
D19	W	OKLAHOMA	62-60
D30	L	at St. John's*	(OT) 76-72
J2	W	PITTSBURGH*	75-60
J5	L	at Rutgers*	68-54
J7	L	WESTERN KENTUCKY	75-61
J10	L	at Pittsburgh*	63-61
J13	W	PROVIDENCE*	85-63
J16	W	No. 21 Boston College*	66-53
J20	L	at Connecticut*	89-55
J23	L	at Villanova*	56-54
J26	L	GEORGETOWN*	69-51
F3	W	WEST VIRGINIA*	98-73
F6	L	CONNECTICUT*	88-66
F10	L	RUTGERS*	66-57
F13	W	at Georgetown*	81-62
F17	W	at Seton Hall*	66-52
F20	W	ST. JOHN'S*	83-51
F23	L	at Notre Dame*	89-62
F27	W	vs. West Virginia&	86-69
F28	L	at Rutgers&	79-53
M12	L	at Rice!	65-58

\* BIG EAST Conference game

& BIG EAST Conference Tournament (Piscataway, N.J.)

! WNIT (Houston, Texas)

## 1999-00

**Record: 14-15 (9-8 H, 4-6 A, 1-1 N)**

**BIG EAST: 7-9 (T-6th)**

**Head Coach: Ferne Labati**

Date	W/L	Opponent	Score
N21	W	FURMAN	88-46
N24	W	EASTERN KENTUCKY	83-66
N28	L	TULANE	75-66
D1	L	FLORIDA	85-77
D4	W	FIU	76-61
D11	W	at Florida Atlantic	89-73
D19	L	NC STATE@	80-60
D28	W	BROWN%	79-62
D29	L	SMU%	76-55
J2	W	TEMPLE	64-44
J5	L	at Rutgers*	65-45
J8	W	at St. John's*	68-47
J11	L	at Western Kentucky	75-68
J15	W	SETON HALL*	64-60
J19	L	GEORGETOWN*	63-61
J22	L	NOTRE DAME*	76-54
J26	L	at Villanova*	44-34
J29	L	CONNECTICUT*	84-36



# ALL-TIME RESULTS

F2	L	BOSTON COLLEGE*	66-55
F5	W	at West Virginia*	70-50
F8	L	at Connecticut*	93-46
F12	W	at Providence*	71-66
F15	W	WEST VIRGINIA*	77-55
F19	L	at Georgetown*	66-61
F22	L	at Notre Dame*	83-68
F26	W	SYRACUSE*	66-64
F29	W	PITTSBURGH*	80-60
M4	W	vs. Seton Hall&	69-42
M5	L	vs. Notre Dame&	67-52

\* BIG EAST Conference game

@ Orange Bowl Classic (Miami, Fla.)

% Hurricane Holiday Classic (Coral Gables, Fla.)

& BIG EAST Tournament (Storrs, Conn.)

## 2000-01

**Record: 13-15 (11-6 H, 2-8 A, 0-1 N)**

**BIG EAST: 6-10 (T-8th)**

**Head Coach: Ferne Labati**

Date	W/L	Opponent	Score
N20	W	FLORIDAATLANTIC	87-50
N24	L	at Northwestern	56-48
D2	W	ST. BONAVENTURE	71-51
D5	L	CONNECTICUT*	77-53
D9	L	at FIU	78-48
D16	W	USF	73-51
D19	W	KENTUCKY	74-59
D22	L	FAIRFIELD	67-55
D28	W	NEW HAMPSHIRE%	70-61
D29	W	WESTERN MICHIGAN%	64-51
J2	W	RADFORD	83-48
J7	L	at Virginia Tech*	64-51
J10	W	at Boston College*	65-59
J13	W	at St. John's*	67-51
J17	L	PROVIDENCE*	77-60
J21	L	WESTERN KENTUCKY (OT)	82-75
J23	L	at Connecticut*	81-45
J27	L	RUTGERS*	39-37
J30	L	at Pittsburgh*	84-74
F3	W	GEORGETOWN*	52-46
F7	W	WEST VIRGINIA*	84-68
F10	L	at Seton Hall*	69-61
F14	W	ST. JOHN'S*	80-43
F17	W	PITTSBURGH*	96-69
F20	L	at Notre Dame*	81-54
F24	L	at Syracuse*	62-61
F27	L	VILLANOVA*	60-59
M3	L	vs. Boston College&	62-49

\* BIG EAST Conference game

% Hurricane Holiday Classic (Coral Gables, Fla.)

& BIG EAST Tournament (Storrs, Conn.)

## 2001-02

**Record: 19-12 (12-3 H, 5-8 A, 2-1 N)**

**BIG EAST: 10-6 (5th)**

**Head Coach: Ferne Labati**

Date	W/L	Opponent	Score
N18	W	IONA	71-52
N21	W	NORTHWESTERN	86-69
N23	W	IUPUI	72-58

N27	L	at USF	76-68
D1	L	at Kentucky	60-57
D4	W	WEST VIRGINIA*	69-53
D9	W	vs. No. 17 Texas@	57-55
D15	W	at Florida Atlantic	92-77
D27	W	LEHIGH%	76-49
D28	W	YALE%	75-46
D30	L	MINNESOTA	80-65
J2	L	NOTRE DAME*	69-65
J5	W	at Rutgers*	67-53
J8	L	at West Virginia*	57-52
J12	L	at No. 1 Connecticut*	96-50
J16	W	SYRACUSE* (OT)	75-71
J19	W	SETON HALL*	56-54
J23	W	at St. John's	68-51
J26	W	RUTGERS*	65-55
J29	L	at Villanova*	80-52
F2	W	PITTSBURGH*	77-61
F5	L	at Virginia Tech*	72-60
F13	W	at Georgetown*	64-56
F16	L	FIU	71-65
F20	W	No. 24 VIRGINIA TECH*	55-53
F23	L	at Providence*	69-64
F26	W	No. 18 BOSTON COLLEGE*	60-57
M2	W	vs. Georgetown&	69-52
M3	L	vs. Villanova&	68-49
M13	W	at Georgia Tech!	73-64
M16	L	at Houston!!	83-76

\* BIG EAST Conference game

@ Orange Bowl Fab Four Classic (Miami, Fla.)

% Hurricane Holiday Classic (Coral Gables, Fla.)

& BIG EAST Tournament (Piscataway, N.J.)

! WNIT (Atlanta, Ga.)

!! WNIT (Houston, Texas)

## 2002-03

**Record: 18-13 (11-4 H, 5-8 A, 2-1 N)**

**BIG EAST: 8-8 (7th)**

**Head Coach: Ferne Labati**

Date	W/L	Opponent	Score
N22	W	USF	60-49
N25	W	MORRIS BROWN	111-44
N29	W	vs. Quinnipiac^	87-56
N30	L	at Green Bay^	83-72
D2	L	at Florida	76-67
D14	L	at FIU	81-70
D16	W	FLORIDAATLANTIC	86-61
D19	W	TEXAS A&M	84-58
D21	W	EASTERN MICHIGAN	85-66
D28	W	WILLIAM & MARY%	85-57
D29	W	MARYLAND%	97-66
J4	W	at Georgetown*	60-57
J8	W	at Syracuse*	85-68
J11	W	at No. 16 Notre Dame*	80-70
J15	L	No. 24 BOSTON COLLEGE*	79-61
J22	W	at Pittsburgh*	79-76
J25	L	SYRACUSE*	62-59
J28	W	VIRGINIA TECH* (OT)	67-66
F1	L	No. 20 VILLANOVA*	61-55
F4	L	at Rutgers*	65-56
F8	W	ST. JOHN'S*	69-54
F15	L	at West Virginia*	100-84



# ALL-TIME RESULTS

F19	L	No. 1 CONNECTICUT*	81-60
F22	W	PROVIDENCE*	77-64
F26	L	at Seton Hall*	(OT) 78-71
M1	L	at No. 23 Boston College*	84-77
M4	W	GEORGETOWN*	73-71
M8	W	vs. Syracuse&	77-64
M9	W	at No. 18 Rutgers&	77-74
M10	L	vs. No. 18 Villanova&	65-59
M22	L	at New Mexico!	(OT) 91-85

\* BIG EAST Conference game

<sup>A</sup> Wisconsin-Green Bay Tournament (Green Bay, Wis.)

% Hurricane Holiday Classic (Coral Gables, Fla.)

& BIG EAST Tournament (Piscataway, N.J.)

! NCAA Tournament (Albuquerque, N.M.)

Beginning Jan. 15, 2003, all home games played at BankUnited Center (name changed to Watsco Center prior to 2016-17)

## 2003-04

Record: 22-7 (12-2 H, 7-3 A, 3-2 N)

BIG EAST: 11-5 (T-4th)

Head Coach: Ferne Labati

Date	W/L	Opponent	Score
N22	W	at Morehead State#	93-54
N23	W	vs. Eastern Kentucky#	90-81
N25	W	at USF	62-55
N28	W	vs. Weber State\$	82-60
N29	W	vs. Bradley\$	70-52
D2	W	FIU	78-58
D12	W	FLORIDA	80-75
D16	W	DARTMOUTH	74-53
D21	W	RICHMOND	80-73
D28	W	TOLEDO%	68-57
D29	W	No. 24 VANDERBILT%	79-57
J3	W	at St. John's*	79-60
J7	L	at Villanova*	58-55
J10	W	at No. 20 Boston College*	70-66
J14	W	GEORGETOWN*	(OT) 57-55
J17	W	PITTSBURGH*	77-68
J20	W	at Providence*	86-67
J28	L	NOTRE DAME*	59-50
J31	L	RUTGERS*	76-69
F8	L	at No. 4 Connecticut*	83-65
F10	W	ST. JOHN'S*	85-74
F14	W	at No. 21 Virginia Tech*	65-56
F18	W	at Syracuse*	85-65
F21	W	SETON HALL*	81-43
F25	L	at Notre Dame*	93-58
F28	W	WEST VIRGINIA*	82-74
M2	W	PROVIDENCE*	81-62
M7	L	vs. Boston College&	65-53
M21	L	vs. Maryland!	86-85

\* BIG EAST Conference game

# Morehead State Tournament (Morehead, Ky.)

\$ Saint Mary's Thanksgiving Classic (Moraga, Calif.)

% Hurricane Holiday Classic (Coral Gables, Fla.)

& BIG EAST Tournament (Hartford, Conn.)

! NCAA Tournament (Baton Rouge, La.)

## 2004-05

Record: 13-16 (9-5 H, 2-9 A, 2-2 N)

Atlantic Coast: 4-10 (T-8th)

Head Coach: Ferne Labati

Date	W/L	Opponent	Score
N19	W	GARDNER-WEBB <sup>A</sup>	65-47
N21	W	TCU <sup>A</sup>	68-57
N23	L	at Hartford	63-53
N26	L	vs. Oregon\$	79-73
N27	W	vs. UMESS\$	88-64
N30	L	at George Mason	60-35
D4	L	at FIU	67-62
D6	L	at No. 12 Texas Tech	109-49
D13	W	UCF	69-50
D20	W	MONTANA	55-49
D28	W	FAIRFIELD%	84-70
D29	W	LOYOLA MARYMOUNT%	78-67
J2	W	COPPIN STATE	93-83
J9	L	at Florida State*	65-56
J13	L	WAKE FOREST*	78-63
J17	L	at No. 8 North Carolina*	83-52
J20	L	at NC State*	73-59
J23	L	GEORGIA TECH*	62-46
J27	W	No. 21 FLORIDA STATE*	62-57
J31	W	at Clemson*	83-69
F3	L	No. 3 DUKE*	72-63
F6	W	VIRGINIA TECH*	78-67
F10	W	at Virginia*	66-60
F14	L	No. 21 NC STATE*	71-68
F17	L	No. 20 MARYLAND*	70-65
F24	L	at No. 2 Duke*	95-61
F27	L	at Virginia Tech*	90-45
M4	W	vs. Georgia Tech <sup>A</sup>	60-58
M5	L	vs. North Carolina <sup>A</sup>	64-57

\* Atlantic Coast Conference game

<sup>A</sup> The Miami Jam (Coral Gables, Fla.)

\$ LIU Turkey Classic (Brooklyn, N.Y.)

% Miami Holiday Classic (Coral Gables, Fla.)

<sup>A</sup> ACC Tournament (Greensboro, N.C.)

## 2005-06

Record: 17-13 (13-5 H, 4-6 A, 0-2 N)

Atlantic Coast: 6-8 (6th)

Head Coach: Katie Meier

Date	W/L	Opponent	Score
N18	W	SAMFORD	72-51
N25	W	BRADLEY#	73-61
N26	W	OAKLAND#	78-65
N30	L	GEORGE MASON	68-61
D2	W	FAIRLEIGH DICKINSON	100-62
D3	W	SIENA	76-47
D6	W	FIU	75-63
D10	W	HARTFORD	82-62
D16	L	at Montana	83-74
D20	W	at UCF	82-72
D28	W	NORTH CAROLINA A&T%	104-65
D29	W	No. 25 MISSISSIPPI%	79-70
J5	W	at Georgia Tech*	75-63
J9	L	No. 4 NORTH CAROLINA*	90-57
J12	W	at Clemson*	74-52
J15	L	vs. No. 13 Georgia+	74-59

# ALL-TIME RESULTS



J19	W	No. 21 BOSTON COLLEGE*	82-68
J22	L	VIRGINIA*	77-65
J26	L	at NC State*	83-77
J29	W	No. 25 VIRGINIA TECH*	77-62
F1	L	at No. 6 Maryland*	88-77
F5	W	at Wake Forest*	79-71
F9	L	FLORIDA STATE*	79-54
F12	L	at No. 21 Boston College*	79-69
F17	L	at Florida State*	68-61
F19	L	No. 1 DUKE*	(20T) 99-93
F26	W	GEORGIA TECH*	(20T) 90-85
M2	L	vs. Georgia Tech^	79-62
M18	W	FIU!	95-83
M22	L	at Virginia!!	83-72

\* Atlantic Coast Conference game

# UM Thanksgiving Tournament (Coral Gables, Fla.)

% Hurricane Holiday Classic (Coral Gables, Fla.)

+ ACC/SEC Russell Athletic Shootout (Duluth, Ga.)

^ ACC Tournament (Greensboro, N.C.)

! WNIT (Coral Gables, Fla.)

!! WNIT (Charlottesville, Va.)

## 2006-07

**Record: 11-19 (9-5 H, 2-13 A, 0-1 N)**

**Atlantic Coast: 2-12 (11th)**

**Head Coach: Katie Meier**

Date	W/L	Opponent	Score
N10	W	GEORGIA STATE	68-60
N13	W	MILWAUKEE	78-71
N15	W	at Santa Clara	78-65
N17	L	at St. Mary's	69-68
N19	W	at San Francisco	69-59
N24	W	NICHOLLS STATE#	85-42
N25	W	INDIANA#	79-70
D1	W	JACKSON STATE+	77-50
D3	L	at Michigan	60-55
D5	L	at FIU	83-78
D16	W	TEXAS STATE	92-67
D19	L	at Houston	82-73
D21	L	at Mississippi	82-64
D28	W	COPPIN STATE%	60-54
D29	L	AUBURN%	79-61
J3	L	at No. 3 Duke*	72-42
J7	L	at Florida State*	71-62
J10	L	No. 1 MARYLAND*	111-53
J15	L	at Georgia Tech*	52-37
J18	W	BOSTON COLLEGE*	83-68
J25	L	at Virginia Tech*	78-71
J28	L	CLEMSON*	79-69
F1	L	FLORIDA STATE*	75-68
F4	L	at Virginia*	73-60
F8	W	WAKE FOREST*	77-51
F11	L	at Boston College*	78-65
F15	L	GEORGIA TECH*	66-45
F18	L	at No. 2 North Carolina*	93-70
F24	L	NC STATE*	77-53
M1	L	vs. Georgia Tech^	66-52

\* Atlantic Coast Conference game

# Miami Thanksgiving Tournament (Coral Gables, Fla.)

+ Played at the Knight Sports Complex (Coral Gables, Fla.)

% Miami Holiday Tournament (Coral Gables, Fla.)

^ ACC Tournament (Greensboro N.C.)

## 2007-08

**Record: 9-21 (6-13 H, 2-6 A, 1-2 N)**

**Atlantic Coast: 2-12 (12th)**

**Head Coach: Katie Meier**

Date	W/L	Opponent	Score
N9	W	FLORIDA ATLANTIC	64-45
N13	L	JACKSONVILLE	72-64
N19	L	MICHIGAN+	65-50
N23	W	FORDHAM#	57-40
N24	L	BUTLER#	62-59
N28	W	at Milwaukee	(OT) 73-70
D2	W	UCF	64-56
D4	L	FIU	60-58
D8	L	HOUSTON	63-62
D15	L	MISSISSIPPI	65-52
D18	W	vs. Southern Mississippi\$	63-56
D19	L	vs. No. 8 LSU\$	63-52
D29	L	MAINE%	54-53
D30	W	CENTRAL ARKANSAS%	90-57
J2	W	CHARLESTON SOUTHERN	88-56
J5	L	No. 12 DUKE*	84-72
J10	W	at Clemson*	66-61
J13	L	at Georgia Tech*	68-65
J21	L	VIRGINIA	79-68
J24	L	FLORIDA STATE*	(OT) 75-70
J31	L	at No. 5 Maryland*	90-50
F3	L	at Boston College*	70-42
F7	W	GEORGIA TECH*	54-52
F11	L	VIRGINIA TECH*	(OT) 81-73
F14	L	at NC State*	51-45
F21	L	No. 2 NORTH CAROLINA*	79-61
F24	L	at Wake Forest*	50-45
F28	L	at Florida State*	50-49
M3	L	BOSTON COLLEGE*	63-52
M6	L	vs. Georgia Tech^	76-49

\* Atlantic Coast Conference game

+ ACC/Big Ten Challenge

# Miami Thanksgiving Tournament (Coral Gables, Fla.)

\$ Caribbean Classic (Cancun, Mexico)

% Miami Holiday Tournament (Coral Gables, Fla.)

^ ACC Tournament (Greensboro, N.C.)

## 2008-09

**Record: 13-17 (9-9 H, 4-7 A, 0-1 N)**

**Atlantic Coast: 2-12 (T-10th)**

**Head Coach: Katie Meier**

Date	W/L	Opponent	Score
N14	W	NORFOLK STATE	91-42
N16	L	GREEN BAY	63-61
N21	L	at Houston	70-64
N25	W	at FIU	66-49
N28	W	AUSTIN PEAY#	64-51
N29	W	SANTA CLARA#	60-44
D1	W	FLORIDA A&M	83-69
D5	L	INDIANA+	69-54
D13	W	BINGHAMTON	72-37
D18	W	at UCF	66-59
D21	W	GRAMBLING STATE	83-65
D29	W	BROWN%	81-41
D30	L	No. 9 AUBURN%	68-53
J2	W	CORNELL	61-47
J5	L	CLEMSON*	74-68



# ALL-TIME RESULTS

J9	L	at No. 5 Duke*	73-58
J12	L	No. 24 GEORGIA TECH*	68-50
J18	L	at Boston College*	62-54
J22	W	NC STATE*	72-60
J29	L	at Georgia Tech*	68-42
F1	L	WAKE FOREST*	78-69
F4	W	at SIU-Edwardsville	83-72
F8	L	No. 15 FLORIDA STATE*	75-59
F12	W	at Virginia Tech*	59-56
F16	L	BOSTON COLLEGE*	71-64
F19	L	at No. 23 Virginia*	(OT) 84-75
F22	L	at No. 11 Florida State*	59-58
F26	L	at No. 9 North Carolina*	90-76
M1	L	No. 5 MARYLAND*	89-64
M5	L	vs. Boston College <sup>A</sup>	76-59

\* Atlantic Coast Conference game  
 # Miami Thanksgiving Tournament (Coral Gables, Fla.)  
 + ACC/Big Ten Challenge  
 % Miami Holiday Tournament (Coral Gables, Fla.)  
 ^ ACC Tournament (Greensboro, N.C.)

## 2009-10

**Record: 22-14 (13-6 H, 9-7 A, 0-1 N)**

**Atlantic Coast: 4-10 (T-10th)**

**Head Coach: Katie Meier**

Date	W/L	Opponent	Score
N13	W	at UC Riverside	86-63
N13	W	at CSU Bakersfield	111-93
N18	W	BETHUNE-COOKMAN	88-46
N21	W	at UAB	70-56
N24	W	HOUSTON	68-54
N27	W	LONG BEACH STATE#	83-66
N28	W	MASSACHUSETTS#	63-57
D5	L	NEBRASKA	76-71
D19	W	at Binghamton	68-52
D21	W	at Cornell	101-62
D28	W	QUINNIPIAC%	93-48
D29	L	No. 17/22 TEXAS%	76-65
D31	W	NORTH FLORIDA	80-36
J3	W	at Miami (OH)	75-61
J10	W	No. 13/11 FLORIDA STATE*	78-71
J14	L	No. 7 DUKE*	69-62
J17	L	at Wake Forest*	67-64
J21	W	at Maryland*	80-77
J24	L	VIRGINIA TECH*	73-69
J27	L	at No. 25 Georgia Tech*	(OT) 80-73
J31	L	at Boston College*	72-64
F4	W	No. 9 NORTH CAROLINA*	80-69
F7	W	SIU-EDWARDSVILLE	85-60
F11	L	No. 21 VIRGINIA*	(OT) 69-63
F14	L	at NC State*	66-64
F18	L	at Clemson*	(OT) 73-72
F21	L	No. 19 GEORGIA TECH*	77-73
F25	L	at No. 9 Florida State*	87-62
F28	W	BOSTON COLLEGE*	(OT) 76-68
M4	L	vs. Wake Forest <sup>A</sup>	(OT) 61-60
M18	W	FGCU!	70-57
M21	W	FLORIDA!	77-64
M25	W	NORTH CAROLINA A&T!	84-77
M28	W	at Providence!!	73-65
M31	W	at Michigan!!!	76-59
A3	L	at California!!!!	73-61

\* Atlantic Coast Conference game  
 # Wyndham Miami Thanksgiving Tournament (Coral Gables, Fla.)  
 % Wyndham Miami Holiday Tournament (Coral Gables, Fla.)  
 ^ ACC Tournament (Greensboro, N.C.)  
 ! WNIT (Coral Gables, Fla.)  
 !! WNIT (Providence, R.I.)  
 !!! WNIT (Ann Arbor, Mich.)  
 !!!! WNIT (Berkeley, Calif.)

## 2010-11

**Record: 28-5 (20-0 H, 6-3 A, 2-2 N)**

**Atlantic Coast: 12-2 (Regular Season Co-Champs)**

**Head Coach: Katie Meier**

Date	W/L	Opponent	Score
N12	W	KENNESAW STATE	93-39
N17	L	at No. 21 Nebraska	99-85
N20	W	MIAMI (OH)	96-64
N22	W	UAB	68-52
N26	W	FLORIDA ATLANTIC#	89-48
N27	W	UNCG#	78-60
N29	W	SOUTHERN	85-36
D5	W	CSU BAKERSFIELD	88-61
D7	W	No. 12 GEORGETOWN (OT)	81-72
D11	W	ALCORN STATE	94-32
D18	W	UC RIVERSIDE	81-59
D21	W	at Mississippi	82-46
D28	W	GEORGE WASHINGTON%	83-62
D30	W	MORGAN STATE%	74-47
J1	W	LIPSCOMB	91-52
J6	W	at Virginia*	82-73
J9	W	at Virginia Tech*	69-56
J14	W	CLEMSON*	77-48
J16	W	BOSTON COLLEGE*	65-53
J24	L	at No. 21 Florida State*	66-59
J27	W	NC STATE*	84-77
J30	W	No. 25 GEORGIA TECH* (OT)	84-74
F3	L	at No. 3 Duke*	82-58
F10	W	No. 11 MARYLAND*	83-75
F13	W	at No. 10 North Carolina*	78-66
F17	W	at Boston College*	90-80
F21	W	WAKE FOREST*	74-46
F24	W	No. 12 FLORIDA STATE*	84-68
F27	W	at Georgia Tech*	70-59
M4	W	vs. NC State <sup>A</sup>	93-85
M5	L	vs. North Carolina <sup>A</sup>	83-57
M20	W	Gardner-Webb!	80-62
M22	L	Oklahoma!	88-83

\* Atlantic Coast Conference game  
 # Miami Thanksgiving Tournament (Coral Gables, Fla.)  
 % Miami Holiday Tournament (Coral Gables, Fla.)  
 ^ ACC Tournament (Greensboro, N.C.)  
 ! NCAA Tournament (Charlottesville, Va.)

## 2011-12

**Record: 26-6 (16-0 H, 8-5 A, 2-1 N)**

**Atlantic Coast: 14-2 (2nd)**

**Head Coach: Katie Meier**

Date	W/L	Opponent	Score
N11	W	TEXAS-PAN AMERICAN	83-37
N15	L	at No. 3 Tennessee	92-76
N17	W	PRAIRIE VIEW A&M	107-26
N23	W	at Alaska Anchorage\$	72-55

# ALL-TIME RESULTS



N25	W	vs. USF\$	92-72
N27	W	LONGWOOD	92-43
D1	W	at Michigan State+	76-60
D5	W	No. 11 RUTGERS (20T)	92-81
D10	W	MISSISSIPPI	76-48
D16	W	LOUISIANA-MONROE	103-39
D21	L	at No. 17 Georgetown	71-46
D28	W	HOLY CROSS%	89-49
D29	W	VCU%	91-61
J2	L	at No. 23 North Carolina*	65-63
J5	W	NC STATE*	78-68
J9	W	at Georgia Tech*	77-65
J12	W	No. 5 MARYLAND*	75-63
J15	W	at Florida State*	60-57
J19	W	at Virginia*	56-53
J23	W	VIRGINIA TECH*	79-48
J26	W	WAKE FOREST*	64-39
J29	W	at Boston College*	88-57
F5	W	CLEMSON*	68-47
F8	W	No. 22 NORTH CAROLINA*	61-37
F12	W	at No. 8 Maryland*	76-74
F16	W	at NC State*	73-61
F19	W	FLORIDA STATE*	67-60
F24	L	at No. 7 Duke*	74-64
F26	W	BOSTON COLLEGE*	88-42
M2	L	vs. Wake Forest^	81-74
M17	W	vs. Idaho State!	70-41
M19	L	No. 24 Gonzaga!	65-54

\* Atlantic Coast Conference game

\$ Great Alaska Shootout (Anchorage, Alaska)

+ ACC/Big Ten Challenge

% Miami Holiday Tournament (Coral Gables, Fla.)

^ ACC Tournament (Greensboro, N.C.)

! NCAA Tournament (Spokane, Wash.)

## 2012-13

**Record: 21-11 (15-3 H, 5-7 A, 1-1 N)**

**Atlantic Coast: 11-7 (T-4th)**

**Head Coach: Katie Meier**

Date	W/L	Opponent	Score
N9	W	NORTH FLORIDA	77-24
N12	W	at Richmond	69-63
N18	L	No. 24/20 TENNESSEE	79-67
N23	W	FLORIDA ATLANTIC#	76-61
N24	W	RADFORD#	75-58
N29	W	No. 6/7 PENN STATE+	69-65
D3	W	ALCORN STATE	68-53
D8	W	DAVIDSON	67-35
D16	L	at Rutgers	42-34
D20	W	NC STATE *	79-53
D28	W	CENTRAL CONN. STATE%	64-43
D29	W	WISCONSIN%	67-44
J3	W	CLEMSON*	78-56
J6	W	VIRGINIA*	58-52
J10	L	at No. 10/10 Maryland*	84-62
J13	L	at No. 18/22 Florida State*	86-65
J17	W	GEORGIA TECH*	71-65
J20	L	at Virginia *	62-52
J24	W	at Wake Forest*	79-78
J27	L	No. 11/16 NORTH CAROLINA*	64-62
J31	L	at No. 5/4 Duke*	82-43
F3	W	VIRGINIA TECH*	68-42

F7	W	at Clemson*	62-46
F10	L	No. 19/20 FLORIDA STATE*	93-78
F17	W	BOSTON COLLEGE*	79-54
F21	W	at NC State*	59-55
F24	L	at Georgia Tech*	68-64
F28	W	No. 5/4 DUKE*	69-65
M3	W	VIRGINIA TECH*	64-46
M7	W	vs. Virginia Tech^	45-39
M8	L	vs. No. 23/23 Florida State^	70-58
M24	L	at Iowa!	69-53

\* Atlantic Coast Conference game

# Miami Thanksgiving Tournament (Coral Gables, Fla.)

+ ACC/Big Ten Challenge

% Miami Holiday Tournament (Coral Gables, Fla.)

^ ACC Tournament (Greensboro, N.C.)

! NCAA Tournament (Iowa City, Iowa)

## 2013-14

**Record: 16-15 (10-9 H, 6-5 A, 0-1 N)**

**Atlantic Coast: 8-8 (8th)**

**Head Coach: Katie Meier**

Date	W/L	Opponent	Score
N8	W	NORTH FLORIDA	79-39
N10	L	RICHMOND	57-50
N15	L	MIDDLE TENNESSEE	61-55
N19	W	at Oakland	86-68
N25	W	YALE	91-67
N29	W	ST. FRANCIS BROOKLYN#	78-56
N30	W	MISSOURI#	74-68
D5	L	at Minnesota+	74-67
D15	W	COPPIN STATE	63-58
D21	L	at Arizona State	75-73
D28	W	MORGAN STATE%	80-42
D29	W	NEW MEXICO%	67-50
J1	L	PENN	67-66
J4	W	at Wake Forest*	84-53
J9	L	No. 18/17 FLORIDA STATE*	68-63
J12	W	at Virginia Tech*	64-62
J16	L	at Boston College*	63-62
J19	W	No. 20/21 NC STATE*	80-71
J23	L	at No. 2/2 Notre Dame*	79-52
J26	L	at Clemson*	60-52
J30	L	No. 3/3 DUKE*	76-75
F2	W	at No. 6/6 North Carolina*	83-80
F9	L	GEORGIA TECH*	89-87
F13	L	No. 9/9 MARYLAND*	67-52
F16	W	at RV/RV Florida State*	76-73
F20	L	SYRACUSE*	69-48
F23	W	WAKE FOREST*	72-64
F27	W	at Virginia*	83-63
M2	W	PITTSBURGH*	67-54
M6	L	vs. Florida State^ (OT)	72-67
M29	L	STETSON!	70-63

\* Atlantic Coast Conference game

# Miami Thanksgiving Tournament (Coral Gables, Fla.)

+ ACC/Big Ten Challenge

% Miami Holiday Tournament (Coral Gables, Fla.)

^ ACC Tournament (Greensboro, N.C.)

! WNIT (Coral Gables, Fla.)



# ALL-TIME RESULTS

## 2014-15

**Record: 20-13 (15-3 H, 2-9 A, 3-1 N)**

**Atlantic Coast: 8-8 (8th)**

**Head Coach: Katie Meier**

Date	W/L	Opponent	Score
N14	W	OAKLAND	66-53
N17	L	at Middle Tennessee	53-48
N21	W	NORTH FLORIDA	81-53
N25	L	RV/RV ARIZONA STATE	65-61
N28	W	ILLINOIS STATE#	95-44
N29	W	TULSA#	69-57
D4	W	WISCONSIN+	66-54
D6	W	JACKSONVILLE	65-36
D13	W	COPPIN STATE	70-54
D18	W	vs. UCLA&	74-67
D19	L	vs. Tulane&	70-65
D28	W	FLORIDA A&M%	83-47
D29	W	LSU%	76-71
J4	W	BOSTON COLLEGE*	74-53
J8	W	No. 4/4 NOTRE DAME*	78-63
J11	W	at Virginia Tech*	62-45
J15	W	CLEMSON*	79-42
J18	L	at No. 16/14 Duke*	68-53
J21	W	VIRGINIA*	67-58
J25	L	at No. 4/4 Louisville*	68-55
F1	L	at Pittsburgh*	81-66
F5	W	VIRGINIA TECH*	42-39
F8	L	at No. 9/8 Florida State*	80-60
F12	W	at No. 23/22 Syracuse*	85-71
F15	W	GEORGIA TECH*	64-59
F19	L	at NC State*	68-65
F22	L	No. 17/14 NORTH CAROLINA*	66-65
F26	L	at Wake Forest*	60-59
M1	L	No. 9/8 FLORIDA STATE*	69-55
M5	W	vs. Virginia^	62-52
M6	L	vs. No. 2/2 Notre Dame^	77-61
M20	W	vs. Washington!	86-80
M22	L	at No. 18/15 Iowa!	88-70

\* Atlantic Coast Conference game

# Miami Thanksgiving Tournament (Coral Gables, Fla.)

+ ACC/Big Ten Challenge

% Miami Holiday Tournament (Coral Gables, Fla.)

& Tulane/DoubleTree Classic (New Orleans, La.)

^ ACC Tournament (Greensboro, N.C.)

! NCAA Tournament (Iowa City, Iowa)

## 2015-16

**Record: 24-9 (13-3 H, 8-3 A, 3-3 N)**

**Atlantic Coast: 10-6 (T-5th)**

**Head Coach: Katie Meier**

Date	W/L	Opponent	Score
N13	W	WRIGHT STATE	80-67
N15	W	BETHUNE-COOKMAN	55-47
N17	W	at Old Dominion	61-35
N21	W	at Loyola Chicago	77-50
N23	W	at Charlotte	77-70
N27	W	MILWAUKEE#	77-38
N29	W	LA SALLE#	86-58
D2	W	ILLINOIS+	73-64
D4	W	COPPIN STATE	78-59
D6	W	UMASS LOWELL	84-53
D19	L	vs. No. 4/4 Baylor&	88-81

D20	W	vs. Indiana&	89-75
D22	W	FIU	83-55
D30	W	NC STATE*	73-44
J3	L	at Virginia*	76-56
J7	W	PITTSBURGH*	79-55
J10	W	at Clemson*	83-49
J14	W	WAKE FOREST*	71-60
J17	W	at North Carolina*	76-61
J24	L	No. 14/13 FLORIDA STATE*	69-58
J28	W	at Virginia Tech*	57-45
F1	L	SYRACUSE*	57-51
F4	W	at Boston College*	67-62
F7	W	RV/RV DUKE*	61-53
F11	W	at Georgia Tech*	58-55
F14	L	at No. 3/3 Notre Dame*	90-69
F21	W	VIRGINIA TECH* (OT)	67-56
F25	L	No. 10/10 LOUISVILLE*	79-51
F28	L	at No. 12/12 Florida State*	70-67
M3	W	vs. Pittsburgh^	77-55
M4	W	vs. No. 14/10 Florida State^	74-56
M5	L	vs. No. 2/3 Notre Dame^	78-67
M19	L	vs. South Dakota State!	74-71

\* Atlantic Coast Conference game

# Miami Thanksgiving Classic (Coral Gables, Fla.)

+ ACC/Big Ten Challenge

& Florida Sunshine Classic (Winter Park, Fla.)

^ ACC Tournament (Greensboro, N.C.)

! NCAA Tournament (Stanford, Calif.)

## 2016-17

**Record: 24-9 (14-3 H, 7-5 A, 3-1 N)**

**Atlantic Coast: 10-6 (7th)**

**Head Coach: Katie Meier**

Date	W/L	Opponent	Score
N11	L	at No. 19/19 Kentucky&	82-66
N13	W	vs. Albany&	77-53
N16	W	CHARLOTTE	80-46
N20	W	at St. John's	62-50
N25	W	GRAMBLING STATE#	89-61
N27	W	TEXAS TECH#	74-56
D1	W	at No. 9/10 Ohio State+ (OT)	94-89
D4	W	OLD DOMINION	66-56
D6	W	LOYOLA CHICAGO	81-43
D16	W	at FIU	69-49
D19	W	COPPIN STATE%	75-35
D20	W	MAINE%	76-51
D29	L	No. 7/7 FLORIDA STATE*	81-66
J2	W	at Pittsburgh*	82-50
J5	W	at RV/No. 23 NC State*	67-64
J8	L	No. 7/6 NOTRE DAME*	67-55
J11	W	No. 15/16 VIRGINIA TECH*	82-75
J15	L	at No. 9/8 Louisville*	63-59
J22	L	at RV/No. 24 Syracuse*	81-48
J26	W	NORTH CAROLINA*	100-88
J29	W	BOSTON COLLEGE*	58-51
F2	W	at Wake Forest*	79-56
F6	L	at No. 5/5 Florida State*	80-71
F9	W	VIRGINIA*	63-52
F12	W	CLEMSON*	81-57
F19	L	at No. 13/14 Duke*	83-70
F23	W	at Virginia Tech*	79-69
F26	W	GEORGIA TECH*	75-70



# ALL-TIME RESULTS



M2	W	vs. Georgia Tech <sup>^</sup>	87-71
M3	W	vs. No. 8/12 Florida State <sup>^</sup>	56-54
M4	L	vs. No. 13/11 Duke <sup>^</sup>	57-52
M18	W	FGCU!	62-60
M20	L	QUINNIPIAC!	85-78

\* Atlantic Coast Conference game  
 & Kentucky Classic (Lexington, Ky.)  
 # Miami Thanksgiving Tournament (Coral Gables, Fla.)  
 + ACC/Big Ten Challenge  
 % Miami Holiday Tournament (Coral Gables, Fla.)  
<sup>^</sup> ACC Tournament (Conway, S.C.)  
 ! NCAA Tournament (Coral Gables, Fla.)

## 2017-18

**Record: 21-11 (13-5 H, 5-4 A, 3-2 N)**

**Atlantic Coast: 10-5 (7-6th)**

**Head Coach: Katie Meier**

Date	W/L	Opponent	Score
N10	W	FIU	77-69
N12	W	VERMONT	73-49
N18	L	at Colorado	67-61
N21	W	NEW ORLEANS	76-46
N24	W	MAINE#	80-70
N26	L	No. 15/15 MARYLAND#	79-71
N30	W	MICHIGAN STATE+	67-57
D3	L	ST. JOHN'S	74-64
D10	W	No. 20/23 KENTUCKY	65-54
D15	W	ALABAMA STATE	79-31
D18	W	vs. Sacramento State&	82-56
D20	W	vs. Southern Illinois&	75-65
D28	W	BETHUNE-COOKMAN	85-39
D31	W	No. 14/15 DUKE*	51-48
J4	L	at No. 2/2 Notre Dame*	83-76
J7	L	WAKE FOREST*	61-50
J11	L	at No. 13/12 Florida State*	105-67
J14	W	at Clemson*	72-60
J18	W	SYRACUSE*	72-67
J21	W	at Boston College*	65-43
J25	L	No. 4/4 LOUISVILLE*	84-74
J28	W	at Virginia Tech*	82-78
F4	W	at North Carolina*	92-72
F8	W	No. 23/23 NC STATE*	52-48
F11	L	No. 12/12 FLORIDA STATE*	91-71
F15	W	PITTSBURGH*	82-58
F18	W	at Virginia*	77-62
F22	L	at Georgia Tech*	70-51
F25	W	VIRGINIA TECH*	76-46
M1	W	vs. Wake Forest <sup>^</sup>	68-60
M2	L	vs. Florida State <sup>^</sup>	73-69
M17	L	vs. Quinnipiac!	86-72

\* Atlantic Coast Conference game  
 # Miami Thanksgiving Tournament (Coral Gables, Fla.)  
 + ACC/Big Ten Challenge  
 & Puerto Rico Classic (Trujillo Alto, P.R.)  
<sup>^</sup> ACC Tournament (Greensboro, N.C.)  
 ! NCAA Tournament (Storrs, Conn.)

## 2018-19

**Record: 25-9 (17-3 H, 6-5 A, 2-1 N)**

**Atlantic Coast: 12-4 (4th)**

**Head Coach: Katie Meier**

Date	W/L	Opponent	Score
N6	W	at FIU	94-43
N9	W	STEPHEN F. AUSTIN	81-60
N11	W	HARTFORD	75-62
N15	W	No. 19/19 MARQUETTE	63-55
N18	L	at Iowa State	75-52
N23	W	NEBRASKA#	82-68
N25	W	TEMPLE#	73-61
N29	L	at Purdue+	74-63
D2	W	COLORADO	73-58
D9	W	NEW ORLEANS	78-38
D16	W	MARYLAND EASTERN SHORE	71-53
D20	W	vs. Vanderbilt&	90-65
D21	W	vs. Alabama&	101-74
D28	W	FLORIDA A&M%	103-54
D30	L	CENTRAL MICHIGAN%	90-80
J3	W	rv/25 VIRGINIA TECH*	68-61
J6	W	at Wake Forest*	72-57
J10	L	CLEMSON*	76-67
J17	W	at Duke*	58-50
J20	W	NORTH CAROLINA*	76-68
J23	W	at No. 13/14 Syracuse*	84-71
J27	W	BOSTON COLLEGE*	76-73
J31	L	at No. 24/21 Florida State*	62-58
F3	W	VIRGINIA*	72-59
F7	W	NO. 4/4 NOTRE DAME*	72-65
F10	W	at Pittsburgh*	65-51
F17	W	at No. 2/2 Louisville*	79-73
F21	L	at Virginia Tech*	73-65
F24	W	NO. 22/20 FLORIDA STATE*	64-54
F28	W	GEORGIA TECH*	69-56
M3	L	at No. 10/10 NC STATE*	70-68
M8	L	vs. No. 18/16 Syracuse <sup>^</sup>	92-85
M22	W	FGCU!	69-62
M24	L	NO. 22/20 ARIZONA STATE!	57-55

\* Atlantic Coast Conference game  
 # Miami Thanksgiving Tournament (Coral Gables, Fla.)  
 + ACC/Big Ten Challenge  
 & Florida Sunshine Classic (Orlando, Fla.)  
 % Miami Holiday Classic  
<sup>^</sup> ACC Tournament (Greensboro, N.C.)  
 ! NCAA Tournament (Storrs, Conn.)

## 2019-20

**Record: 15-15 (12-6 H, 2-8 A, 1-1 N)**

**Atlantic Coast: 7-11 (11th)**

**Head Coach: Katie Meier**

Date	W/L	Opponent	Score
N10	W	JACKSON STATE	83-68
N13	W	NORTH FLORIDA	78-55
N17	W	IUPUI	74-65
N22	W	vs. NC A&T&	68-67
N23	L	at No. 19/20 DePaul&	89-83
N29	L	No. 7/5 OREGON STATE#	75-53
N30	W	MIAMI (OH)#	80-62
D4	L	No. 14/16 INDIANA+	58-45
D17	W	BINGHAMTON	79-56
D20	W	UNC ASHEVILLE%	75-46



# ALL-TIME RESULTS

D21	W	WASHINGTON STATE%	74-86
D29	W	WAKE FOREST*	59-56
J2	L	at Georgia Tech*	61-54
J5	L	No. 8/8 FLORIDA STATE*	73-62
J9	L	No. 7/7 LOUISVILLE*	87-41
J12	W	SYRACUSE*	77-62
J16	L	at North Carolina*	78-58
J19	L	at Notre Dame*	76-53
J23	W	CLEMSON*	68-64
J26	L	at No. 14/14 Florida State*	69-61
J30	W	GEORGIA TECH* (OT)	54-49
F2	L	at Virginia Tech*	69-45
F9	L	DUKE	74-55
F13	L	at Virginia*	69-64
F16	W	at Clemson*	63-48
F20	L	No. 10/10 NC State*	50-48
F23	L	at Boston College*	75-64
F27	W	at Wake Forest*	79-63
M1	W	PITTSBURGH*	73-54
M4	L	vs. Clemson^	71-56

\* Atlantic Coast Conference game  
 & Maggie Dixon Classic (Chicago, Ill.)  
 # Miami Thanksgiving Tournament (Coral Gables, Fla.)  
 + ACC/Big Ten Challenge  
 % Miami Holiday Classic  
 ^ ACC Tournament (Greensboro, N.C.)

Due to the COVID-19 outbreak, the 2020 NCAA Tournament and the 2020 WNIT were canceled.

## 2020-21

**Record: 11-11 (8-4 H, 3-5 A, 0-1 N)**

**Atlantic Coast: 8-10 (T-9th)**

**Head Coach: Katie Meier**

Date	W/L	Opponent	Score
N25	W	JACKSONVILLE	74-58
N28	W	NORTH FLORIDA	81-39
D3	W	FLORIDA ATLANTIC	73-61
D10	L	#20/18 SYRACUSE*	69-58
D14	W	NORTH CAROLINA*	67-63
D20	L	at #4/3 NC State*	78-47
D31	L	NOTRE DAME*	71-60
J3	W	CLEMSON*	80-71
J7	L	at Wake Forest*	63-60
J10	W	at North Carolina*	69-59
J17	L	at #24/21 Syracuse*	99-64
J21	W	at Pittsburgh*	72-68
J26	L	at #1/1 Louisville*	79-76
J28	L	GEORGIA TECH*	70-56
F7	W	FLORIDA STATE*	68-53
F11	L	VIRGINIA TECH*	75-55
F14	L	at Florida State*	67-59
F16	L	at Georgia Tech*	67-56
F18	W	BOSTON COLLEGE*	77-60
F25	W	WAKE FOREST*	69-67
F28	W	at Clemson*	68-62
M4	L	vs. Virginia Tech^	72-64

\* Atlantic Coast Conference game  
 ^ ACC Tournament (Greensboro, N.C.)

## 2021-22

**Record: 21-13 (12-4 H, 5-6 A, 4-3 N)**

**Atlantic Coast: 10-8 (T-7th)**

**Head Coach: Katie Meier**

Date	W/L	Opponent	Score
N9	W	JACKSON STATE	72-67
N12	W	BETHUNE-COOKMAN	55-43
N14	W	STETSON	54-39
N18	W	FLORIDA ATLANTIC	56-46
N25	L	vs. Washington State\$	62-47
N27	L	vs. #4/6 Indiana\$	53-51
D2	L	at #8/8 Maryland+	82-74
D5	W	TULANE	70-63
D6	W	ARK-PINE BLUFF	78-65
D12	W	ROBERT MORRIS	86-45
J6	L	WAKE FOREST*	47-46
J9	L	#5/4 NC STATE*	76-64
J13	W	at Clemson*	69-60
J16	W	#15/16 GEORGIA TECH*	46-45
J18	L	#21/24 DUKE*	58-49
J20	W	at Florida State*	59-52
J23	L	at Boston College*	79-66
J27	W	at Wake Forest*	66-59
F1	L	#4/4 LOUISVILLE*	69-66
F3	W	SYRACUSE*	71-65
F6	L	at #24/23 North Carolina*	85-38
F10	L	at #18/19 Notre Dame*	69-53
F13	W	FLORIDA STATE*	76-59
F15	W	at Virginia*	71-55
F17	W	PITTSBURGH*	60-50
F20	W	at #16/18 Georgia Tech*	51-39
F24	L	at #23/24 Virginia Tech*	70-63
F27	W	CLEMSON*	76-40
M3	W	vs. Duke^	61-55
M4	W	vs. #4/4 Louisville^	61-59
M5	W	vs. #20/20 Notre Dame^	57-54
M6	L	vs. #3/3 NC State^	60-47
M18	W	vs. South Florida!	78-66
M20	L	at #1/1 SOUTH CAROLINA!	49-33

\* Atlantic Coast Conference game  
 ^ ACC Tournament (Greensboro, N.C.)  
 \$ Baha Mar Hoops Showcase (Nassau, Bahamas)  
 ! NCAA Tournament

# SERIES RECORDS



A	
Alabama	1-2
UAB	2-2
Alabama State	1-0
Alaska Anchorage	2-0
Albany	1-0
Alcorn State	2-0
Appalachian State	1-0
Arkansas-Pine Bluff	1-0
Arizona	1-1
Arizona State	0-4
Arkansas	0-1
Army West Point	1-0
Auburn	0-8
Augustana	1-0
Austin Peay	2-0

B	
Barry	3-1
Baylor	1-1
Bethune-Cookman	10-1
Binghamton	4-0
Boston College	29-19
Boston University	1-0
Bradley	2-0
BYU	1-1
Broward Central	11-9
Brown	2-0
Bucknell	1-0
Butler	1-1

C	
California	0-1
UC Riverside	2-0
Cal State Bakersfield	2-0
Carson-Newman	1-0
Central Arkansas	1-0
Central Connecticut State	1-0
UCF	11-3
Central Michigan	0-1
Charleston Southern	1-0
Charlotte	2-1
Clemson	17-8
Cleveland State	3-0
Colorado	1-1
Connecticut	5-18
Coppin State	4-0
Cornell	2-0

D	
Dartmouth	2-0
Davidson	1-0
Dayton	3-0
Delaware State	1-0
Delta State	0-1
DePaul	0-1
Detroit	1-1
District of Columbia	1-0
Drake	0-1
Duke	5-16

E	
East Carolina	1-1
East Tennessee State	0-1
Eastern Kentucky	2-1
Eastern Michigan	1-0
Edinboro State	0-1
Evansville	1-0

F	
Fairfield	3-3
Farleigh Dickinson	1-0
Flagler	2-2
Florida	14-28
Florida A&M	13-9
Florida Atlantic	19-0
FGCU	3-0
FIU	37-22
Florida Memorial	6-0
Florida Southern	0-1
Florida State	18-48
Florida Tech	2-3
Fordham	2-0
Furman	1-0

G	
Gardner-Webb	2-0
Georgetown	16-9
George Mason	0-2
George Washington	1-0
Georgia	0-2
Georgia Southern	2-0
Georgia State	5-3
Georgia Tech	19-17
Gonzaga	1-1
Grambling State	3-2
Green Bay	1-1

H	
Hampton	1-0
Hartford	2-1
Harvard	1-0
Holy Cross	2-0
Homestead AFB	2-0
Houston	2-7
Howard	2-0

I	
Idaho	0-1
Idaho State	1-0
Illinois	1-2
Illinois-Chicago	1-0
Illinois State	2-0
Indiana	2-3
IUPUI	2-0
Iona	1-0
Iowa	0-4
Iowa State	0-1

J	
Jackson State	3-1
Jacksonville	2-1
James Madison	1-0



# SERIES RECORDS

## K

Kansas	0-2
Kennesaw State	1-0
Kentucky	2-6

## L

La Salle	1-0
Lamar	2-1
Lawrence	1-0
Lehigh	1-0
Lipscomb	1-0
Long Beach State	1-0
LIU Brooklyn	1-0
Longwood	1-0
LSU	1-3
Louisiana	1-0
Louisiana-Monroe	1-0
Louisiana Tech	0-2
Louisville	3-7
Loyola Chicago	2-0
Loyola Marymount	1-0

## M

Maine	3-2
Manhattan	1-0
Manhattanville	1-0
Marquette	1-0
Maryland	5-12
Maryland-Eastern Shore	3-0
UMass Lowell	1-0
Marymack (MO)	0-1
Massachusetts	2-0
Memphis	1-1
Mercer	5-2
Miami-Dade Downtown	6-0
Miami-Dade New World	11-0
Miami-Dade North	12-8
Miami-Dade South	7-8
Miami (OH)	3-0
Michigan	2-2
Michigan State	3-2
Middle Tennessee	1-2
Millikin	1-0
Milwaukee	3-0
Minnesota	1-3
Mississippi	4-3
Mississippi State	0-1
Missouri	2-0
Missouri State	1-0
UMKC	1-1
Monmouth	1-0
Montana	1-1
Morehead State	1-0
Morgan State	2-0
Morris Brown	1-0
Murray State	2-0

## N

Nebraska	1-3
New Hampshire	1-0
New Mexico	1-1
New Orleans	3-0

Niagara	1-0
Nicholls State	1-0
Norfolk State	1-0
North Carolina	12-15
North Carolina A&T	3-0
UNC Asheville	1-0
UNC Greensboro	1-0
NC State	11-15
North Florida	6-0
North Dakota State	1-0
Northern Illinois	1-1
Northwestern	1-1
Northwestern State	1-0
Notre Dame	6-22

## O

Oakland	3-0
Ohio State	1-2
Oklahoma	2-2
Oklahoma State	1-1
Old Dominion	2-3
Oral Roberts	1-1
Oregon	0-1
Oregon State	0-1

## P

Penn	0-1
Penn State	1-0
Pepperdine	1-0
Pittsburgh	25-9
Prairie View A&M	1-0
Portland State	1-0
Providence	18-6
Purdue	2-4

## Q

Quinnipiac	2-2
------------	-----

## R

Radford	2-0
Rhode Island	0-2
Rice	1-1
Richmond	2-1
Robert Morris	2-0
Rutgers	8-13

## S

Sacramento State	1-0
St. Bonaventure	1-0
St. Francis Brooklyn	1-0
St. John's	19-7
St. Joseph's	1-1
St. Mary's	0-1
St. Peter's	1-0
Samford	1-0
San Diego State	1-0
San Francisco	1-0
Santa Clara	2-0
Siena	1-0
Seton Hall	13-9
South Alabama	0-1
South Carolina	0-3
South Carolina State	0-1

# SERIES RECORDS



South Dakota State	0-1
USF	30-11
Southern	1-0
Southern Illinois	2-0
SIU-Edwardsville	2-0
SMU	0-1
Southern Miss	1-1
Stephen F. Austin	1-1
Stetson	20-4
Syracuse	22-12

## T

Tampa	5-1
Temple	4-1
Tennessee	0-2
UT Martin	0-1
Texas	1-2
Texas A&M	2-0
TCU	1-0
UT Rio Grande Valley	1-0
Texas State	1-0
Texas Southern	3-0
Texas Tech	1-2
Toledo	3-1
Tulane	2-3
Tulsa	1-0

## U

UCLA	1-0
Upper Iowa	1-0

## V

Valparaiso	1-0
Vanderbilt	2-1
Vermont	1-0
Villanova	9-13
Virginia	11-10
VCU	1-0
Virginia Tech	21-11

## W

Wake Forest	16-11
Washington	1-1
Washington State	1-1
Weber State	1-0
West Virginia	12-3
Western Illinois	1-0
Western Kentucky	2-4
Western Michigan	2-0
William & Mary	1-0
Wisconsin	2-0
Wright State	1-0

## Y

Yale	2-0
------	-----



# SERIES RESULTS

## ALABAMA (1-2)

(H: 1-1; N: 0-1)

12/21/18	W	101-74	(n)
12/29/96	L	73-43	(h)
1/4/80	L	73-61	(h)

## UAB (2-2)

(H: 1-1; A: 1-1; N: 0-0)

11/22/10	W	68-52	(h)
11/21/09	W	70-54	(a)
11/21/80	L	79-63	(a)
1/23/80	L	83-71	(h)

## ALABAMA STATE (1-0)

(H: 1-0)

12/15/17	W	79-31	(h)
----------	---	-------	-----

## ALASKA ANCHORAGE (2-0)

(A: 2-0)

11/23/11	W	72-55	(a)
3/1/87	W	71-62	(a)

## ALBANY (1-0)

(N: 1-0)

11/13/16	W	77-53	(n)
----------	---	-------	-----

## ALCORN STATE (2-0)

(H: 2-0)

12/3/12	W	68-53	(h)
12/11/10	W	94-32	(h)

## APPALACHIAN STATE (1-0)

(H: 1-0)

12/29/92	W	80-63	(h)
----------	---	-------	-----

## ARKANSAS-PINE BLUFF (1-0)

(H: 1-0)

12/6/21	W	78-65	(h)
---------	---	-------	-----

## ARIZONA (1-1)

(H: 1-0; A: 0-1)

12/2/89	W	85-65	(h)
1/27/88	L	78-71	(a)

## ARIZONA STATE (0-4)

(H: 0-1; A: 0-2; N: 0-1)

3/24/19!	L	57-55	(n)
11/25/14	L	65-61	(h)
12/21/13	L	75-73	(a)
1/28/88	L	78-74	(a)

! NCAA Tournament

## ARKANSAS (0-1)

(A: 0-1)

11/23/84	L	79-58	(a)
----------	---	-------	-----

## ARMY WEST POINT (1-0)

(H: 1-0)

1/7/80	W	73-62	(h)
--------	---	-------	-----

## AUBURN (0-8)

(H: 0-5; A: 0-3)

12/30/08	L	68-53	(h)
12/29/06	L	79-61	(h)
12/29/94	L	73-43	(h)
2/4/89	L	73-44	(a)
12/29/87	L	96-48	(h)
1/3/87	L	98-55	(a)
1/27/86	L	92-46	(a)
1/5/81	L	78-72	(h)

## AUGUSTANA (1-0)

(H: 1-0)

12/29/84	W	77-50	(h)
----------	---	-------	-----

## AUSTIN PEAY (2-0)

(H: 2-0)

11/28/08	W	64-51	(h)
1/4/82	W	74-52	(h)

## BARRY (3-1)

(H: 2-0; A: 1-1)

2/6/89	W	85-36	(h)
2/19/74	W	41-33	(h)
2/1/74	W	44-41	(a)
2/15/73	L	51-45	(a)

## BAYLOR (1-1)

(N: 1-1)

12/19/15	L	88-81	(n)
11/30/85	W	64-55	(n)

## BETHUNE-COOKMAN (10-1)

(H: 8-0; A: 2-1)

11/12/21	W	55-43	(h)
12/28/17	W	85-39	(h)
11/15/15	W	55-47	(h)
11/18/09	W	88-46	(h)
2/5/90	W	76-43	(h)
1/25/90	W	76-26	(a)
2/22/89	W	72-55	(h)
12/6/88	W	77-65	(a)
2/20/88	L	80-72	(a)
12/1/87	W	90-55	(h)
1/20/81	W	2-0—forfeit	(h)

## BINGHAMTON (3-0)

(H: 2-0; A: 1-0)

12/17/19	W	79-56	(h)
12/19/09	W	68-52	(a)
12/13/08	W	72-37	(h)

## BOSTON COLLEGE (29-19)

(H: 17-5; A: 11-11; N: 1-3)

1/23/22	L	79-66	(a)
2/18/21	W	77-60	(h)
2/23/20	L	75-64	(a)
1/27/19	W	76-73	(h)
1/21/18	W	65-43	(a)
1/29/17	W	58-51	(h)
2/4/16	W	67-62	(a)
1/4/15	W	74-53	(h)

# SERIES RESULTS



1/16/14	L	63-62	(a)
2/17/13	W	79-54	(h)
2/26/12	W	88-42	(h)
2/5/12	W	88-57	(a)
2/17/11	W	90-80	(a)
1/16/11	W	65-53	(h)
2/28/10	W	76-68	(h)
1/31/10	L	72-64	(a)
3/5/09*	L	76-59	(n)
2/16/09	L	71-64	(h)
1/18/09	L	62-54	(a)
3/2/08	L	63-52	(h)
2/3/08	L	70-42	(a)
2/11/07	L	78-65	(a)
1/18/07	W	83-68	(h)
2/12/06	L	79-69	(a)
1/19/06	W	82-68	(h)
3/7/04#	L	65-53	(n)
1/10/04	W	70-66	(a)
3/1/03	L	84-77	(a)
1/15/03	L	79-61	(h)
2/26/02	W	60-57	(h)
3/3/01#	L	62-49	(n)
1/10/01	W	65-59	(a)
2/2/00	L	66-55	(h)
1/16/99	W	66-53	(a)
12/5/98	W	65-57	(h)
1/10/98	W	85-79	(h)
3/2/97#	W	63-48	(n)
2/19/97	L	67-55	(a)
1/2/97	L	66-48	(h)
1/22/96	W	60-59	(a)
1/22/95	W	73-67	(a)
1/2/95	W	80-45	(h)
2/26/94	W	75-72	(h)
1/25/94	L	80-71	(a)
2/16/93	W	84-55	(h)
1/31/93	W	80-67	(a)
2/1/92	W	79-60	(h)
1/3/92	W	78-59	(a)

\* ACC Tournament

# BIG EAST Tournament

## BOSTON UNIVERSITY (1-0)

(A: 1-0)			
1/11/90	W	87-69	(a)

## BRADLEY (2-0)

(H: 1-0; N: 1-0)			
11/25/05	W	73-61	(h)
11/29/03	W	70-52	(n)

## BYU (1-1)

(N: 1-1)			
12/20/86	L	82-80	(n)
12/13/85	W	78-74	(n)

## BROWARD CENTRAL (11-9)

(H: 6-1; A: 5-4; N: 0-4)			
2/13/81	W	69-50	(a)
11/17/80	W	87-49	(h)
2/12/80	W	104-35	(a)
11/28/79	W	101-38	(a)

1978-79	L	81-58	(n)
1978-79	L	93-82	(h)
1978-79	L	77-61	(a)
2/21/78	L	70-62	(n)
1/2/78	L	59-47	(a)
2/18/77	L	72-65	(n)
2/16/77	W	75-64	(h)
2/4/77	L	69-59	(a)
2/21/76	L	91-65	(n)
2/2/76	L	69-65	(a)
1974-75	W	61-26	(h)
1974-75	W	49-19	(a)
1/30/74	W	43-27	(a)
2/21/74	W	44-28	(h)
1/12/73	W	36-26	(a)
2/13/73	W	41-25	(h)

## BROWN (2-0)

(H: 2-0)			
12/29/08	W	81-41	(h)
12/29/99	W	79-62	(h)

## BUCKNELL (1-0)

(H: 1-0)			
12/28/92	W	74-54	(h)

## BUTLER (1-1)

(H: 1-1)			
11/24/07	L	62-59	(h)
12/27/96	W	70-55	(h)

## CALIFORNIA (0-1)

(A: 0-1)			
4/3/10^	L	73-61	(a)
^ WNIT			

## UC RIVERSIDE (2-0)

(H: 1-0; A: 1-0)			
12/18/10	W	81-59	(h)
11/13/09	W	88-73	(a)

## CAL STATE BAKERSFIELD (2-0)

(H: 1-0; A: 1-0)			
12/5/10	W	86-61	(h)
11/15/09	W	111-93	(a)

## CARSON-NEWMAN (1-0)

(N: 1-0)			
12/17/81	W	86-63	(n)

## CENTRAL ARKANSAS (1-0)

(H: 1-0)			
12/30/07	W	90-57	(h)

## CENTRAL CONNECTICUT STATE (1-0)

(H: 1-0)			
12/28/12	W	64-43	(h)

## CENTRAL MICHIGAN (0-1)

(H: 0-1)			
12/20/18	L	90-80	(h)



# SERIES RESULTS

## UCF (11-3)

(H: 7-0; A: 3-2; N: 1-1)

12/18/08	W	66-59	(a)
12/2/07	W	64-56	(h)
12/20/05	W	82-72	(a)
12/13/04	W	60-50	(h)
2/10/90	W	96-74	(h)
2/11/89	W	94-69	(h)
2/25/88	W	103-87	(h)
1/20/88	W	93-82	(a)
12/04/85	W	62-61	(h)
1/24/83	L	70-60	(a)
12/15/81	W	66-63	(n)
2/06/81	W	86-75	(h)
2/19/80	L	57-56	(a)
1978-79	L	69-51	(n)

## CHARLESTON SOUTHERN (1-0)

(H: 1-0)

12/2/07	W	64-56	(h)
---------	---	-------	-----

## CHARLOTTE (2-1)

(H: 1-0; A: 1-0; N: 0-1)

11/16/16	W	80-46	(h)
11/23/15	W	77-70	(a)
3/24/90^	L	82-80	(n)
^ WNIT			

## CLEMSON (17-6)

(H: 8-3; A: 9-2; N: 0-3)

2/27/22	W	76-40	(h)
1/13/22	W	69-60	(a)
2/28/21	W	68-62	(a)
1/3/21	W	80-71	(h)
3/4/20*	L	71-56	(n)
2/16/20	W	63-48	(a)
1/23/20	W	68-64	(h)
1/10/19	L	76-67	(h)
1/14/18	W	72-60	(a)
2/12/17	W	81-57	(h)
1/10/16	W	83-49	(a)
1/15/15	W	79-42	(h)
1/26/14	L	60-52	(a)
2/7/13	W	62-46	(a)
1/3/13	W	78-56	(h)
2/5/12	W	68-47	(h)
1/14/11	W	77-48	(h)
2/18/10	L	73-72	(a)
1/5/09	L	74-68	(h)
1/10/08	W	66-61	(a)
1/28/07	L	79-69	(h)
1/12/06	W	74-52	(a)
1/31/05	W	83-69	(a)
3/14/98!	L	60-49	(n)
12/19/81	L	74-59	(n)

\*ACC Tournament

! NCAA Tournament

## CLEVELAND STATE (3-0)

(H: 3-0)

2/28/91	W	91-59	(h)
12/27/89	W	81-53	(h)
12/27/84	W	95-48	(h)

## COLORADO (1-1)

(H: 1-0; A: 0-1)

12/2/18	W	73-58	(h)
11/18/17	L	67-61	(a)

## CONNECTICUT (5-18)

(H: 2-8; A: 3-10)

2/8/04	L	83-65	(a)
2/19/03	L	81-60	(h)
1/12/02	L	96-50	(a)
1/23/01	L	81-45	(a)
12/5/00	L	77-53	(h)
1/29/00	L	84-36	(h)
2/8/00	L	93-46	(a)
2/6/99	L	88-66	(h)
1/20/99	L	89-55	(a)
2/13/98	L	80-60	(a)
3/3/97#	L	98-71	(a)
2/16/97	L	86-59	(a)
1/9/97	L	69-51	(h)
1/10/96	L	79-52	(h)
2/9/95	L	85-48	(a)
1/24/95	L	92-51	(h)
2/13/94	L	60-48	(h)
1/23/94	L	87-46	(a)
2/14/93	W	69-51	(h)
1/15/93	W	69-66	(a)
3/9/92#	W	56-47	(a)
2/21/92	W	75-59	(a)
1/17/92	W	70-66	(h)

# BIG EAST Tournament

## COPPIN STATE (7-0)

(H: 7-0)

12/19/16	W	75-35	(h)
12/4/15	W	78-59	(h)
12/13/14	W	70-54	(h)
12/15/13	W	63-58	(h)
12/28/06	W	60-54	(h)
1/2/05	W	93-83	(h)
12/1/98	W	97-68	(h)

## CORNELL (2-0)

(H: 1-0; A: 1-0)

12/21/09	W	101-62	(a)
1/2/09	W	61-47	(h)

## DARTMOUTH (2-0)

(H: 2-0)

12/16/03	W	74-53	(h)
12/20/84	W	62-52	(h)

## DAVIDSON (1-0)

(H: 1-0)

12/8/12	W	67-35	(h)
---------	---	-------	-----

## DAYTON (3-0)

(H: 2-0; N: 1-0)

12/3/94	W	67-53	(n)
1/4/86	W	76-62	(h)
2/15/81	W	62-58	(h)



# SERIES RESULTS



## DELAWARE STATE (1-0)

(H: 1-0)

12/27/97	W	105-62	(h)
----------	---	--------	-----

## DELTA STATE (0-1)

(N: 0-1)

3/7/82+	L	81-66	(n)
---------	---	-------	-----

+ AIAW Tournament

## DEPAUL (0-1)

(A: 0-1)

11/23/19	L	89-83	(a)
----------	---	-------	-----

## DETROIT (1-1)

(H: 0-1; A: 1-0)

12/28/95	L	78-77	(h)
1/8/89	W	74-61	(a)

## DISTRICT OF COLUMBIA (1-0)

(N: 1-0)

1/3/90	W	79-47	(n)
--------	---	-------	-----

## DRAKE (0-1)

(H: 0-1)

1/2/81	L	101-63	(h)
--------	---	--------	-----

## DUKE (5-16)

(H: 3-6; A: 1-9; N: 1-1)

3/3/22*	W	61-55	(n)
1/18/22	L	58-49	(h)
2/9/20	L	74-55	(a)
1/17/19	W	58-50	(a)
12/31/17	W	51-48	(h)
3/4/17*	L	57-52	(n)
2/19/17	L	83-70	(a)
2/7/16	W	61-53	(h)
1/18/15	L	68-53	(a)
1/30/14	L	76-75	(h)
2/28/13	W	69-65	(h)
1/31/13	L	82-43	(a)
2/24/12	L	74-64	(a)
2/3/11	L	82-58	(a)
1/14/10	L	69-62	(h)
1/9/09	L	73-58	(a)
1/5/08	L	84-72	(h)
1/3/07	L	72-42	(a)
2/19/06	L	99-93	(h)
2/24/05	L	95-61	(a)
2/3/05	L	72-63	(h)

\* ACC Tournament

## EAST CAROLINA (1-1)

(H: 1-0; A: 0-1)

12/19/85	L	58-43	(a)
1/2/82	W	60-56	(h)

## EAST TENNESSEE STATE (0-1)

(H: 0-1)

1/5/82	L	70-44	(h)
--------	---	-------	-----

## EASTERN KENTUCKY (2-1)

(H: 1-0; N: 1-1)

11/23/03	W	90-81	(n)
11/24/99	W	83-66	(h)
11/24/94	L	81-74	(n)

## EASTERN MICHIGAN (1-0)

(H: 1-0)

12/21/02	W	85-66	(h)
----------	---	-------	-----

## EDINBORO STATE (0-1)

(H: 0-1)

1/2/80	L	70-62	(h)
--------	---	-------	-----

## EVANSVILLE (1-0)

(H: 1-0)

2/26/85	W	61-60	(h)
---------	---	-------	-----

## FAIRFIELD (3-3)

(H: 3-3)

11/28/04	W	84-70	(h)
12/22/00	L	67-55	(h)
11/16/97	W	87-66	(h)
11/27/94	W	81-71	(h)
1/3/86	L	71-68	(h)
12/28/82	L	76-71	(h)

## FAIRLEIGH DICKINSON (1-0)

(H: 1-0)

12/2/05	W	100-62	(h)
---------	---	--------	-----

## FLAGLER (2-2)

(A: 1-1; N: 1-1)

2/16/80	W	64-62	(n)
1/27/80	W	74-73	(a)
1974-75	L	62-49	(a)
2/26/74	L	74-38	(n)

## FLORIDA (14-28)

(H: 11-6; A: 2-15; N: 1-7)

3/21/10^	W	77-64	(h)
12/12/03	W	80-75	(h)
12/2/02	L	76-67	(a)
12/1/99	L	85-77	(h)
11/24/98	L	85-69	(a)
11/21/97	L	70-51	(a)
11/22/96	L	65-58	(n)
12/2/95	L	71-70	(h)
12/2/94	L	84-63	(n)
1/27/94	L	59-50	(a)
12/1/91	W	95-75	(h)
1/16/90	W	85-73	(a)
11/29/89	W	76-61	(h)
1/24/89	W	75-67	(h)
1/16/89	L	75-61	(a)
12/19/87	W	84-75	(h)
12/12/87	W	69-68	(a)
2/22/87	W	78-66	(h)
12/13/86	L	81-73	(a)
2/24/86	W	70-45	(h)
1/15/86	L	79-58	(a)
2/18/85	W	68-53	(h)



# SERIES RESULTS

1/14/85	L	85-68	(a)
2/06/85	L	55-53	(h)
12/11/83	L	78-58	(a)
2/14/83	L	78-64	(a)
1/20/82	L	80-73	(a)
12/05/81	W	87-85	(h)
2/28/81	W	65-59	(n)
2/7/81	W	75-64	(h)
1/10/81	L	84-55	(a)
2/20/80	L	81-66	(n)
2/18/80	L	77-66	(a)
1/12/80	L	80-71	(h)
2/23/78	L	76-55	(n)
1/28/78	L	84-47	(a)
2/25/77	L	73-41	(h)
2/8/77	L	75-28	(h)
2/20/76	L	83-41	(n)
2/9/76	L	103-53	(a)
1974-75	L	58-45	(n)
1974-75	L	67-32	(n)

## FLORIDA A&M (13-9)

(H: 9-2; A: 2-6; N: 2-1)

12/28/18	W	103-54	(h)
12/29/14	W	83-47	(h)
12/1/09	W	83-69	(h)
3/9/91@	W	73-44	(n)
2/2/91	W	78-71	(h)
1/17/91	L	73-65	(a)
1/22/90	W	90-56	(h)
12/6/89	W	77-70	(a)
1/21/89	W	73-66	(a)
12/19/88	W	103-64	(h)
2/4/88	L	89-88	(a)
1/11/88	W	104-86	(h)
2/18/83	L	80-78	(h)
1/22/83	L	65-58	(a)
2/15/82	L	69-64	(a)
2/1/82	W	66-62	(h)
2/20/81	W	79-47	(h)
12/7/80	L	72-50	(a)
1978-79	L	90-58	(h)
1978-79	L	67-37	(a)
1974-75	W	59-38	(n)
2/27/73	L	55-47	(n)

## FLORIDA ATLANTIC (19-0)

(H: 15-0; A: 4-0)

11/18/21	W	56-46	(h)
12/3/20	W	73-61	(h)
11/23/12	W	76-61	(h)
11/26/10	W	89-48	(h)
11/9/07	W	64-45	(h)
12/16/02	W	86-61	(h)
12/15/01	W	92-77	(a)
11/20/00	W	87-50	(h)
12/11/99	W	89-73	(a)
12/16/98	W	91-57	(h)
11/25/97	W	105-84	(a)
11/26/96	W	74-53	(h)
12/30/95	W	93-54	(h)

11/29/94	W	90-81	(a)
12/28/93	W	90-69	(h)
12/6/92	W	94-37	(h)
2/18/89	W	72-55	(h)
2/15/88	W	87-66	(h)
3/9/87	W	59-43	(h)

## FGCU (3-0)

(H: 3-0)

3/22/19!	W	69-62	(h)
3/18/17!	W	62-60	(h)
3/18/10^	W	70-57	(h)

! NCAA Tournament

^ WNIT

## FIU (37-22)

(H: 24-10; A: 11-10; N: 2-2)

11/6/18	W	94-43	(a)
11/10/17	W	77-69	(h)
12/16/16	W	69-49	(a)
12/22/15	W	83-55	(h)
11/25/08	W	66-49	(a)
12/4/07	L	60-58	(h)
12/5/06	L	83-78	(a)
3/18/06^	W	95-83	(h)
12/6/05	W	75-63	(h)
12/4/04	L	67-62	(a)
12/2/03	W	78-58	(h)
12/14/02	L	81-70	(a)
2/16/02	L	71-65	(h)
12/9/00	L	78-48	(a)
12/4/99	W	76-61	(h)
11/18/98	W	67-65	(a)
12/14/97	L	81-60	(h)
12/14/96	W	55-49	(a)
12/16/95	W	71-49	(h)
12/6/94	L	77-62	(a)
12/30/93	L	75-56	(h)
12/13/92	W	80-53	(a)
12/29/91	W	78-53	(h)
3/8/91@	W	75-55	(n)
3/2/91	W	79-54	(h)
2/5/91	W	74-64	(a)
2/23/90	W	94-76	(a)
2/1/90	W	71-64	(h)
2/24/89	W	100-85	(a)
1/31/89	W	83-76	(h)
2/23/88	L	79-70	(a)
2/13/88	L	79-69	(h)
2/18/87	L	78-71	(h)
3/4/86	L	81-52	(h)
3/4/85	W	81-73	(h)
2/7/85	L	73-72	(a)
3/3/84	L	83-81	(a)
1/24/84	W	82-64	(h)
3/2/83	L	63-53	(h)
12/4/82	L	89-73	(a)
1/26/82	W	69-66	(h)
1/11/82	W	78-59	(a)
2/21/81	W	84-56	(h)
1/27/81	W	109-56	(h)
2/15/80	W	83-35	(h)
1/15/81	W	98-41	(h)

# SERIES RESULTS



2/6/79	W	86-58	(h)
2/12/79	W	74-44	(h)
2/18/78	W	50-43	(n)
2/8/78	W	54-50	(a)
1/23/78	W	71-42	(h)
2/26/77	L	66-58	(h)
2/24/77	W	64-51	(h)
2/19/77	L	52-48	(n)
2/14/77	W	73-65	(h)
2/1/77	L	57-49	(a)
2/26/76	L	59-57	(n)
2/17/76	L	57-50	(h)
1/29/76	W	56-38	(h)

^ WNIT

@ NWSAC Tournament

## FLORIDA MEMORIAL (6-0)

(H: 3-0; A: 3-0)

2/14/84	W	75-43	(a)
11/18/83	W	76-56	(h)
1/17/83	W	89-71	(a)
11/19/82	W	88-40	(h)
11/28/82	W	100-54	(h)
11/27/81	W	75-47	(a)

## FLORIDA SOUTHERN (0-1)

(A: 0-1)

1/18/80	L	71-69	(a)
---------	---	-------	-----

## FLORIDA STATE (18-48)

(H: 9-18; A: 5-22; N: 4-8)

2/13/22	W	76-59	(h)
1/20/22	W	59-52	(a)
2/14/21	L	67-59	(a)
2/7/21	W	68-53	(h)
1/26/20	L	79-61	(a)
1/5/20	L	73-62	(h)
2/24/19	W	64-54	(h)
1/31/19	L	62-58	(a)
3/2/18*	L	73-69	(n)
2/11/18	L	91-71	(h)
1/11/18	L	105-67	(a)
3/3/17*	W	56-54	(n)
2/6/17	L	80-71	(a)
12/29/16	L	81-66	(h)
3/4/16*	W	74-56	(n)
2/28/16	L	70-67	(a)
1/24/16	L	69-58	(h)
3/1/15	L	69-55	(h)
2/8/15	L	80-60	(a)
3/6/14*	L	72-67 (OT)	(n)
2/16/14	W	76-73	(a)
1/09/14	L	68-63	(h)
3/8/13*	L	70-58	(n)
2/10/13	L	93-78	(h)
1/13/13	L	86-65	(a)
2/19/12	W	67-60	(h)
1/15/12	W	60-57	(a)
2/24/11	W	84-68	(h)
1/24/11	L	66-59	(a)
2/25/10	L	87-62	(a)
1/10/10	W	78-70	(h)
2/22/09	L	59-58	(a)

2/8/09	L	75-59	(h)
2/28/08	L	50-49	(a)
1/24/08	L	75-70	(h)
2/1/07	L	75-68	(h)
1/7/07	L	71-62	(a)
2/17/06	L	68-61	(a)
2/9/06	L	79-54	(h)
1/27/05	W	62-57	(h)
1/9/05	L	65-56	(a)
12/19/92	L	64-61	(h)
1/23/91	L	71-69	(a)
12/19/91	L	76-62	(h)
2/17/90	L	95-66	(a)
12/11/88	W	88-79	(h)
11/26/88	W	96-85	(n)
1/29/87	W	80-73	(a)
12/15/86	L	75-74	(h)
2/25/85	W	74-67	(a)
12/15/84	W	79-65	(h)
1/13/84	L	76-64	(a)
3/5/82	L	84-80	(n)
2/13/82	L	66-52	(a)
12/12/81	L	77-74	(h)
2/27/81	W	79-70	(n)
1/13/81	L	62-55	(h)
12/6/80	L	87-73	(a)
2/22/80	L	72-61	(n)
1/22/80	L	93-74	(a)
12/14/79	L	82-64	(h)
1978-79	L	73-57	(n)
1978-79	L	74-64	(h)
1978-79	L	79-53	(a)
2/24/78	L	66-56	(n)
1974-75	L	59-45	(n)

\*ACC Tournament

## FLORIDA TECH (2-3)

(H: 0-1; N: 2-2)

2/7/76	W	60-55	(n)
1/17/76	L	60-57	(h)
1974-75	W	53-32	(n)
2/27/74	L	36-41	(n)
2/26/73	L	38-31	(n)

## FORDHAM (2-0)

(H: 2-0)

11/23/07	W	57-40	(h)
1/8/85	W	92-73	(h)

## FURMAN (1-0)

(H: 1-0)

11/21/99	W	88-46	(h)
----------	---	-------	-----

## GARDNER-WEBB (2-0)

(H: 1-0; N: 1-0)

3/20/11!	W	80-62	(n)
11/19/04	W	65-47	(h)

! NCAA Tournament



# SERIES RESULTS

## GEORGETOWN (16-9)

(H: 9-4; A: 6-5; N: 1-0)

12/21/11	L	71-46	(a)
12/7/10	W	81-72	(h)
1/4/04	W	57-55	(h)
3/4/03	W	73-71	(h)
1/4/03	W	60-57	(a)
3/2/02	W	69-52	(n)
2/13/02	W	64-56	(a)
2/3/01	W	52-46	(h)
1/19/00	L	63-61	(h)
2/19/00	L	66-61	(a)
2/13/99	W	81-62	(a)
1/26/99	L	69-51	(h)
3/1/98#	W	81-66	(h)
1/31/98	W	81-74	(a)
2/25/97	W	62-58	(h)
1/15/97	L	62-55	(a)
2/14/96	L	71-69	(h)
2/15/95	L	65-63	(h)
1/11/95	W	72-66	(a)
2/17/94	L	81-60	(a)
2/11/93	W	67-59	(h)
2/9/93	L	90-88	(a)
1/9/93	W	62-55	(h)
2/8/92	W	83-76	(a)
1/8/92	W	89-51	(h)

# BIG EAST Tournament

## GEORGE MASON (0-2)

(H: 0-1; A: 0-1)

11/30/05	L	68-61	(h)
11/30/04	L	60-35	(a)

## GEORGE WASHINGTON (1-0)

(H: 1-0)

12/28/10	W	83-62	(h)
----------	---	-------	-----

## GEORGIA (0-2)

(A: 0-1; N: 0-1)

1/15/06	L	74-59	(n)
2/20/82	L	91-51	(a)

## GEORGIA SOUTHERN (2-0)

(H: 1-0; A: 1-0)

1/31/91	W	89-66	(h)
1/19/91	W	86-79	(a)

## GEORGIA STATE (5-3)

(H: 2-1; A: 2-0; N: 1-2)

11/10/06	W	68-60	(h)
1/24/91	W	68-49	(h)
12/4/90	W	85-60	(a)
2/24/84	L	88-79	(n)
1/7/83	W	71-66	(n)
12/19/82	L	83-69	(n)
2/22/82	W	72-66	(a)
12/29/81	L	63-60	(h)

## GEORGIA TECH (19-17)

(H: 11-6; A: 6-8; N: 2-3)

2/20/22	W	51-39	(a)
1/16/22	W	46-45	(h)
2/16/21	L	67-56	(a)
1/28/21	L	70-56	(h)
1/30/20	W	54-49 (OT)	(h)
1/2/20	L	61-54	(a)
2/28/19	W	69-56	(h)
2/22/18	L	70-51	(a)
3/2/17*	W	87-71	(n)
2/26/17	W	75-70	(h)
2/11/16	W	58-55	(a)
2/15/15	W	64-59	(h)
2/9/14	L	89-87	(h)
2/24/13	L	68-64	(a)
1/17/13	W	71-65	(h)
1/9/12	W	77-65	(a)
2/27/11	W	70-59	(a)
1/30/11	W	84-74	(h)
2/21/10	L	77-73	(h)
1/27/10	L	80-73	(a)
1/29/09	L	68-42	(a)
1/12/09	L	60-50	(h)
3/6/08*	L	76-49	(n)
2/7/08	W	54-52	(h)
1/13/08	L	68-65	(a)
3/1/07*	L	66-52	(n)
2/15/07	L	66-45	(h)
1/15/07	L	52-37	(a)
3/2/06*	L	79-62	(n)
2/26/06	W	90-85	(h)
1/5/06	W	75-63	(a)
3/4/05*	W	60-58	(n)
1/23/05	L	62-46	(h)
3/13/02^	W	73-64	(a)
12/30/91	W	78-63	(h)
12/15/80	W	86-80	(h)

\*ACC Tournament

^ WNIT

## GONZAGA (1-1)

(A: 0-1; N: 1-0)

3/19/11!	L	65-54	(a)
2/28/86	W	79-52	(n)

! NCAA Tournament

## GRAMBLING STATE (3-2)

(H: 3-2)

11/25/16	W	89-61	(h)
12/21/08	W	83-65	(h)
12/28/94	L	98-75	(h)
12/4/86	W	67-65	(h)
12/6/85	L	81-75	(h)

## GREEN BAY (0-2)

(H: 0-1; A: 0-1)

11/16/08	L	63-61	(h)
11/30/02	L	83-72	(a)

## HAMPTON (1-0)

(H: 1-0)

12/12/98	W	84-52	(h)
----------	---	-------	-----

# SERIES RESULTS



## HARTFORD (2-1)

(H: 2-0; A: 0-1)

11/11/19	W	75-62	(h)
12/10/05	W	82-62	(h)
11/23/04	L	63-53	(a)

## HARVARD (1-0)

(H: 1-0)

12/22/91	W	87-62	(h)
----------	---	-------	-----

## HOLY CROSS (2-0)

(H: 1-0; N: 1-0)

12/28/11	W	89-49	(h)
1/2/87	W	83-76	(n)

## HOMESTEAD AFB (2-0)

(H: 1-0; A: 1-0)

2/23/76	W	63-50	(a)
1/14/76	W	100-20	(h)

## HOUSTON (2-7)

(H: 2-1; A: 0-6)

11/24/09	W	68-54	(h)
11/21/08	L	70-64	(a)
12/8/07	L	63-62	(h)
12/19/06	L	82-73	(a)
3/16/02^	L	83-76	(a)
11/28/95	L	80-72	(a)
12/2/89	L	81-76	(a)
2/11/85	L	83-68	(a)
1/9/82	W	64-47	(h)

^ WNIT

## HOWARD (2-0)

(H: 1-0; N: 1-0)

2/9/91	W	78-58	(h)
11/27/87	W	81-58	(n)

## IDAHO (0-1)

(N: 0-1)

2/22/84	L	68-66	(n)
---------	---	-------	-----

## IDAHO STATE (1-0)

(N: 1-0)

3/17/11!	W	70-41	(n)
----------	---	-------	-----

! NCAA Tournament

## ILLINOIS (1-2)

(H: 1-1; N: 0-1)

12/2/15	W	73-64	(h)
12/30/87	L	85-83	(h)
12/14/85	L	73-47	(n)

## ILLINOIS-CHICAGO (1-0)

(H: 1-0)

12/16/89	W	70-41	(h)
----------	---	-------	-----

## ILLINOIS STATE (2-0)

(H: 1-0; N: 1-0)

11/28/14	W	95-44	(h)
3/22/90^	W	85-83	(n)

^ WNIT

## INDIANA (2-3)

(H: 1-2; N: 1-1)

11/27/21	L	53-51	(n)
12/4/19	L	58-45	(h)
12/20/15	W	89-75	(n)
12/5/08	L	69-54	(h)
11/25/06	W	79-70	(h)

## IUPUI (2-0)

(H: 2-0)

11/17/19	W	74-65	(h)
11/23/01	W	72-58	(h)

## IONA (1-0)

(H: 1-0)

11/18/01	W	71-52	(h)
----------	---	-------	-----

## IOWA (0-4)

(A: 0-3; N: 0-1)

3/22/15!	L	88-70	(a)
3/24/13!	L	69-53	(a)
2/10/86	L	75-46	(a)
11/29/85	L	83-63	(n)

! NCAA Tournament

## IOWA STATE (0-1)

(A: 0-1)

11/18/18	L	75-62	(a)
----------	---	-------	-----

## JACKSON STATE (3-1)

(H: 3-1)

11/9/21	W	72-67	(h)
11/10/19	W	83-68	(h)
12/1/06	W	77-50	(h)
12/29/81	L	71-45	(h)

## JACKSONVILLE (2-1)

(H: 2-1)

11/25/20	W	74-58	(h)
12/6/14	W	65-36	(h)
11/13/07	L	72-64	(h)

## JAMES MADISON (1-0)

(N: 1-0)

1/4/90	W	72-53	(n)
--------	---	-------	-----

## KANSAS (0-2)

(H: 0-2)

12/28/90	L	76-48	(h)
12/31/79	L	101-62	(h)

## KENNESAW STATE (1-0)

(H: 1-0)

11/12/10	W	93-39	(h)
----------	---	-------	-----



# SERIES RESULTS

## KENTUCKY (2-6)

(H: 2-1; A: 0-3; N: 0-2)

12/10/17	W	65-54	(h)
11/11/16	L	82-66	(a)
12/1/01	L	60-57	(a)
12/19/00	W	74-59	(h)
3/23/90*	L	80-68	(n)
12/9/89	L	80-71	(n)
12/6/86	L	71-55	(h)
2/8/86	L	108-53	(a)
^ WNIT			

## LA SALLE (1-0)

(H: 1-0)

11/29/15	W	86-58	(h)
----------	---	-------	-----

## LAMAR (2-1)

(H: 2-1)

1/11/85	W	89-54	(h)
12/2/83	W	71-62	(h)
1/1/80	L	78-56	(h)

## LAWRENCE (1-0)

(H: 1-0)

12/14/82	W	74-34	(h)
----------	---	-------	-----

## LEHIGH (1-0)

(H: 1-0)

12/27/01	W	76-49	(h)
----------	---	-------	-----

## LIPSCOMB (1-0)

(H: 1-0)

1/1/11	W	91-52	(h)
--------	---	-------	-----

## LONG BEACH STATE (1-0)

(H: 1-0)

11/27/09	W	83-66	(h)
----------	---	-------	-----

## LIU BROOKLYN (1-0)

(H: 1-0)

1/17/95	W	74-59	(h)
---------	---	-------	-----

## LONGWOOD (1-0)

(H: 1-0)

11/27/11	W	92-43	(h)
----------	---	-------	-----

## LSU (1-3)

(H: 1-1; N: 0-2)

12/29/14	W	76-71	(h)
12/19/07	L	63-52	(n)
1/10/86	L	54-94	(n)
1/16/85	L	62-67	(h)

## LOUISIANA-LAFAYETTE (SW LOUISIANA) (1-0)

(N: 1-0)

1/6/84	W	84-78	(n)
--------	---	-------	-----

## LOUISIANA-MONROE (1-1)

(H: 1-1)

12/16/11	W	103-39	(h)
12/30/85	L	88-62	(h)

## LOUISIANA TECH (0-2)

(H: 0-1; A: 0-1)

3/5/87	L	76-58	(h)
1/25/86	L	81-40	(a)

## LOUISVILLE (3-7)

(H: 0-4; A: 2-3; N: 1-0)

3/4/22*	W	61-59	(n)
2/1/22	L	69-66	(h)
1/26/21	L	79-76	(a)
1/9/20	L	87-41	(h)
2/17/19	W	79-73	(a)
1/25/18	L	84-74	(h)
1/15/17	L	63-59	(a)
2/25/16	L	79-51	(h)
1/25/15	L	68-55	(a)
1/11/89	W	59-58	(a)

\*ACC Tournament

## LOYOLA CHICAGO (2-0)

(H: 1-0; A: 1-0)

12/6/16	W	81-43	(h)
11/21/15	W	77-50	(a)

## LOYOLA MARYMOUNT (1-0)

(H: 1-0)

12/29/04	W	78-67	(h)
----------	---	-------	-----

## MAINE (3-2)

(H: 3-1; A: 0-1)

11/24/17	W	80-70	(h)
12/20/16	W	76-51	(h)
12/29/07	L	54-53	(h)
12/28/97	W	91-78	(h)
1/13/88	L	76-56	(a)

## MANHATTAN (1-0)

(H: 1-0)

11/24/95	W	74-66	(h)
----------	---	-------	-----

## MANHATTANVILLE (1-0)

(H: 1-0)

1/9/77	W	48-46	(h)
--------	---	-------	-----

## MARQUETTE (1-0)

(H: 1-0)

11/15/19	W	63-55	(h)
----------	---	-------	-----

## MARYLAND (5-12)

(H: 3-5; A: 2-5; N: 0-2)

12/2/21	L	82-74	(a)
11/26/17	L	79-71	(h)
2/13/14	L	67-52	(h)
1/10/13	L	84-62	(a)
2/12/12	W	76-74	(a)
1/12/12	W	75-63	(h)
2/10/11	W	83-75	(h)
1/21/10	W	80-77	(a)
3/1/09	L	89-65	(h)
1/31/08	L	90-50	(a)
1/10/07	L	111-53	(h)
2/1/06	L	88-77	(a)

# SERIES RESULTS



2/17/05	L	70-65	(h)
3/21/04!	L	86-85	(n)
12/29/02	W	97-66	(h)
2/11/93	L	67-57	(a)
1/4/87	L	84-64	(n)

! NCAA Tournament

## MARYLAND EASTERN SHORE (3-0)

(H: 2-0; N: 1-0)

12/16/19	W	71-53	(h)
11/27/04	W	88-64	(n)
1/14/87	W	82-61	(h)

## MARYMACK (MO) (0-1)

(H: 0-1)

1/3/76	L	63-53	(h)
--------	---	-------	-----

## MASSACHUSETTS (2-0)

(H: 1-0; A: 1-0)

11/28/09	W	63-57	(h)
1/9/90	W	76-58	(a)

## UMASS LOWELL (1-0)

(H: 1-0)

12/6/15	W	84-53	(h)
---------	---	-------	-----

## MEMPHIS (1-1)

(H: 1-0; A: 0-1)

11/27/84	L	91-74	(a)
1/4/84	W	76-73	(h)

## MERCER (5-2)

(H: 4-1; A: 1-1)

2/14/91	L	80-71	(a)
1/26/91	L	86-83	(h)
2/19/90	W	84-62	(h)
2/2/89	W	75-47	(a)
12/21/88	W	93-62	(h)
12/17/85	W	71-57	(h)
12/30/81	W	68-67	(h)

## MIAMI-DADE DOWNTOWN (6-0)

(H: 3-0; A: 3-0)

2/10/77	W	67-45	(h)
1/13/77	W	75-56	(a)
2/3/76	W	71-38	(h)
1/22/76	W	74-54	(a)
1974-75	W	58-26	(h)
1974-75	W	65-21	(a)

## MIAMI-DADE NEW WORLD (11-0)

(H: 4-0; A: 4-0; N: 3-0)

2/10/81	W	72-57	(a)
12/10/80	W	82-55	(h)
2/14/80	W	85-19	(n)
1/10/80	W	89-54	(h)
12/10/79	W	98-35	(a)
1978-79	W	81-63	(a)
1978-79	W	79-54	(n)
1978-79	W	52-35	(h)
2/17/78	W	54-41	(n)
2/13/78	W	67-41	(h)
1/16/78	W	63-57	(a)

## MIAMI-DADE NORTH (12-7)

(H: 6-2; A: 6-4; N: 0-1)

2/23/81	W	58-48	(a)
1/22/81	W	80-60	(h)
2/15/80	W	55-52	(a)
12/8/79	W	90-66	(a)
12/1/79	W	77-56	(h)
1978-79	W	86-44	(a)
1978-79	W	97-61	(a)
1978-79	W	74-42	(h)
1/25/78	W	88-34	(a)
2/22/77	W	75-68	(h)
1/24/77	L	106-69	(a)
2/11/76	L	64-49	(a)
1/27/76	L	80-58	(h)
1974-75	W	44-38	(h)
1974-75	L	65-49	(n)
2/18/74	L	38-36	(a)
2/13/74	W	29-23	(h)
2/22/73	L	47-36	(a)
1/9/73	L	37-21	(h)

## MIAMI-DADE SOUTH (7-9)

(H: 5-0; A: 2-7; N: 0-2)

2/3/81	L	63-60	(a)
12/2/80	W	75-51	(h)
2/28/80	L	60-57	(a)
12/11/79	W	84-71	(h)
1978-79	W	66-60	(h)
2/18/78	L	69-59	(n)
2/7/78	L	53-46	(a)
1/20/78	W	73-69	(h)
2/7/77	L	56-50	(a)
1/26/77	W	42-39	(h)
2/7/76	L	62-60	(n)
1/20/76	L	49-40	(a)
1974-75	W	60-52	(a)
1974-75	L	54-46	(a)
2/12/74	W	48-47	(a)
2/8/73	L	56-26	(a)

## MIAMI (OH) (3-0)

(H: 2-0; A: 1-0)

11/30/19	W	80-62	(h)
11/20/10	W	96-64	(h)
1/3/10	W	75-61	(a)

## MICHIGAN (2-2)

(H: 1-1; 1-1)

3/31/10^	W	76-59	(a)
11/19/07	L	65-50	(h)
12/3/06	L	60-55	(a)
12/28/89	W	72-64	(h)
^ WNIIT			

## MICHIGAN STATE (3-2)

(H: 2-1; A: 1-1)

11/30/17	W	67-57	(h)
12/1/11	W	76-60	(a)
12/29/90	L	79-73	(h)
12/19/86	L	63-52	(a)
12/30/84	W	78-68	(h)



# SERIES RESULTS

## MIDDLE TENNESSEE (1-2)

*(H: 1-1; A: 0-1)*

11/17/14	L	53-48	(a)
11/15/13	L	61-55	(h)
12/30/80	W	80-74	(h)

## MILLIKIN (1-0)

*(H: 1-0)*

1/2/83	W	66-62	(h)
--------	---	-------	-----

## MILWAUKEE (3-0)

*(H: 2-0; A: 1-0)*

11/27/15	W	77-38	(h)
11/28/07	W	73-70 (OT)	(a)
11/13/06	W	78-71	(h)

## MINNESOTA (1-3)

*(H: 1-1; A: 0-2)*

12/05/13	L	74-67	(a)
12/30/01	L	80-65	(h)
11/28/87	L	76-72	(a)
12/22/86	W	77-64	(h)

## MISSISSIPPI (4-3)

*(H: 2-2; A: 1-1; N: 1-0)*

12/10/11	W	76-48	(h)
12/21/10	W	82-46	(a)
12/15/07	L	65-52	(h)
12/21/06	L	82-64	(a)
12/29/05	W	79-70	(h)
1/3/91	W	66-64	(n)
12/31/85	L	79-61	(h)

## MISSISSIPPI STATE (0-1)

*(N: 0-1)*

2/27/87	L	81-67	(n)
---------	---	-------	-----

## MISSOURI (2-0)

*(H: 1-0; N: 1-0)*

11/30/13	W	74-68	(h)
1/5/85	W	82-81	(n)

## MISSOURI STATE (1-0)

*(N: 1-0)*

11/25/88	W	90-71	(n)
----------	---	-------	-----

## UMKC (1-1)

*(H: 1-0; A: 0-1)*

1/9/91	L	53-44	(a)
2/9/90	W	70-58	(h)

## MONMOUTH (1-0)

*(N: 1-0)*

11/28/86	W	82-73	(n)
----------	---	-------	-----

## MONTANA (1-1)

*(H: 1-0; A: 0-1)*

12/16/05	L	83-74	(a)
12/20/04	W	55-49	(h)

## MOREHEAD STATE (1-0)

*(A: 1-0)*

11/22/03	W	93-54	(a)
----------	---	-------	-----

## MORGAN STATE (2-0)

*(H: 2-0)*

12/28/13	W	80-42	(h)
12/30/10	W	74-47	(h)

## MORRIS BROWN (1-0)

*(H: 1-0)*

11/25/02	W	111-44	(h)
----------	---	--------	-----

## MURRAY STATE (2-0)

*(H: 1-0; N: 1-0)*

1/4/91	W	82-60	(n)
1/4/85	W	73-62	(h)

## NEBRASKA (1-3)

*(H: 1-2; A: 0-1)*

11/23/18	W	82-68	(h)
11/17/10	L	99-85	(a)
12/5/09	L	76-71	(h)
12/30/82	L	76-74	(h)

## NEW HAMPSHIRE (1-0)

*(H: 1-0)*

12/28/00	W	70-61	(h)
----------	---	-------	-----

## NEW MEXICO (1-1)

*(H: 1-0; N: 0-1)*

12/29/13	W	67-50	(h)
3/22/03!	L	91-85	(n)

! NCAA Tournament

## NEW ORLEANS (3-0)

*(H: 2-0; N: 1-0)*

12/9/18	W	78-38	(h)
11/21/17	W	76-46	(h)
11/26/84	W	77-57	(n)

## NIAGARA (1-0)

*(H: 1-0)*

12/1/89	W	88-52	(h)
---------	---	-------	-----

## NICHOLLS STATE (1-0)

*(H: 1-0)*

11/24/06	W	85-42	(h)
----------	---	-------	-----

## NORFOLK STATE (1-0)

*(H: 1-0)*

11/14/08	W	91-42	(h)
----------	---	-------	-----

## NORTH CAROLINA (12-15)

*(H: 7-5; A: 5-6; N: 0-4)*

2/6/22	L	85-38	(a)
1/10/21	W	69-59	(a)
12/14/20	W	67-63	(h)
1/16/20	L	78-58	(a)
1/20/19	W	76-68	(h)
2/4/18	W	92-72	(a)
1/26/17	W	100-88	(h)
1/17/16	W	76-61	(a)
2/22/15	L	66-65	(h)
2/2/14	W	83-80	(a)
1/27/13	L	64-62	(h)



# SERIES RESULTS



2/8/12	W	61-37	(h)
1/2/12	L	65-63	(a)
3/5/11*	L	83-57	(n)
2/13/11	W	78-66	(a)
2/4/10	W	80-69	(h)
2/29/09	L	90-76	(a)
2/21/08	L	79-61	(h)
2/18/07	L	93-70	(a)
1/9/06	L	90-57	(h)
3/5/05*	L	64-57	(n)
1/17/05	L	83-52	(a)
3/21/92!	W	86-72	(h)
2/29/88	W	75-69	(a)
1/29/87	L	89-71	(h)
11/25/83	L	77-65	(n)
1/17/81	L	75-61	(n)

\*ACC Tournament  
! NCAA Tournament

## NORTH CAROLINA A&T (3-0)

(H: 2-0; N: 1-0)

11/22/19	W	68-67	(n)
3/25/10^	W	84-77	(h)
12/28/05	W	104-65	(h)

^ WNIT

## UNC ASHEVILLE (1-0)

(H: 1-0)

12/20/19	W	75-46	(h)
----------	---	-------	-----

## UNC GREENSBORO (1-0)

(H: 1-0)

11/27/10	W	78-60	(h)
----------	---	-------	-----

## NC STATE (11-15)

(H: 7-5; A: 3-9; N: 1-1)

3/6/22*	L	60-47	(n)
1/9/22	L	76-64	(h)
12/20/20	L	78-47	(a)
2/20/20	L	50-48	(h)
3/3/19	L	70-68	(a)
2/8/18	W	52-48	(h)
1/5/17	W	67-64	(a)
12/30/15	W	73-44	(h)
2/19/15	L	68-65	(a)
1/19/14	W	80-71	(h)
2/21/13	W	59-55	(a)
12/20/12	W	79-53	(h)
2/16/12	W	73-61	(a)
1/5/12	W	78-68	(h)
3/4/11*	W	93-85	(n)
1/27/11	W	84-77	(h)
2/14/10	L	66-64	(a)
1/22/09	W	72-60	(h)
2/14/08	L	51-45	(a)
2/24/07	L	77-53	(h)
1/26/06	L	83-77	(a)
2/14/05	L	71-68	(h)
1/20/05	L	73-59	(a)
12/19/99	L	80-60	(h)
11/26/83	L	60-54	(a)
1/16/81	L	97-50	(a)

\*ACC Tournament

## NORTH FLORIDA (6-0)

(H: 6-0)

11/28/20	W	81-39	(h)
11/13/19	W	78-55	(h)
11/21/14	W	81-53	(h)
11/8/13	W	79-39	(h)
11/9/12	W	77-24	(h)
12/31/09	W	80-36	(h)

## NORTH DAKOTA STATE (1-0)

(H: 1-0)

1/1/84	W	64-61	(h)
--------	---	-------	-----

## NORTHERN ILLINOIS (1-1)

(H: 1-0; A: 0-1)

2/6/88	W	88-80	(h)
2/9/87	L	77-72	(a)

## NORTHWESTERN (1-1)

(H: 1-0; A: 0-1)

11/21/01	W	86-69	(h)
11/24/00	L	56-48	(a)

## NORTHWESTERN STATE (1-0)

(N: 1-0)

12/3/88	W	92-89	(n)
---------	---	-------	-----

## NOTRE DAME (6-23)

(H: 3-9; A: 2-12; N: 1-2)

3/5/22*	W	57-54	(n)
2/10/22	L	69-53	(a)
12/31/21	L	71-60	(h)
1/19/20	L	76-53	(a)
2/7/19	W	72-65	(h)
1/4/18	L	83-76	(a)
1/8/17	L	67-55	(h)
3/5/16*	L	78-67	(n)
2/14/16	L	90-69	(a)
3/6/15*	L	77-61	(n)
1/8/15	W	78-63	(h)
1/23/14	L	79-52	(a)
2/25/04	L	93-58	(a)
1/28/04	L	59-50	(h)
1/11/03	W	80-70	(a)
1/2/02	L	69-65	(h)
2/20/01	L	81-54	(a)
2/22/00	L	83-68	(a)
1/22/00	L	76-54	(h)
3/5/00#	L	67-52	(a)
2/23/99	L	89-62	(a)
2/3/98	W	77-76	(h)
1/8/98	L	75-47	(a)
1/29/97	L	72-71	(h)
2/20/96	L	86-70	(a)
1/27/96	L	67-50	(h)
1/7/88	L	83-68	(h)
2/7/87	W	62-61	(a)
1/5/86	L	59-53	(h)

\*ACC Tournament

# BIG EAST Tournament



# SERIES RESULTS

## OKLAND [3-0]

(H: 2-0; A: 1-0)

11/14/14	W	66-53	(h)
11/19/13	W	86-68	(a)
11/26/05	W	78-65	(h)

## OHIO STATE [1-2]

(H: 0-2; A: 1-0)

12/1/16	W	94-89 (OT)	(a)
12/27/86	L	79-75	(h)
12/17/82	L	91-63	(n)

## OKLAHOMA [2-2]

(H: 2-0; A: 0-1; N: 0-1)

3/22/11	L	88-83	(n)
12/19/98	W	62-60	(h)
12/20/97	L	67-62	(a)
12/29/88	W	69-66	(h)

! NCAA Tournament

## OKLAHOMA STATE [1-1]

(A: 1-0; N: 0-1)

1/2/91	W	74-71	(n)
3/15/89!	L	93-69	(a)

! NCAA Tournament

## OLD DOMINION [2-3]

(H: 1-1; A: 1-2)

12/4/16	W	66-56	(h)
11/17/15	W	61-35	(a)
12/1/96	L	94-55	(a)
1/9/88	L	93-79	(h)
1/13/86	L	86-64	(a)

## ORAL ROBERTS [1-1]

(H: 1-1)

12/19/96	W	69-49	(h)
12/17/79	L	68-58	(h)

## OREGON [0-1]

(N: 0-1)

11/26/04	L	79-73	(n)
----------	---	-------	-----

## OREGON STATE [0-1]

(H: 0-1)

11/29/19	L	75-53	(h)
----------	---	-------	-----

## PENN [0-1]

(H: 0-1)

1/01/14	L	67-66	(h)
---------	---	-------	-----

## PENN STATE [1-0]

(H: 1-0)

11/29/12	W	69-65	(h)
----------	---	-------	-----

## PEPPERDINE [1-0]

(N: 1-0)

2/26/84	W	67-43	(n)
---------	---	-------	-----

## PITTSBURGH [25-9]

(H: 16-1; A: 7-6; N: 2-2)

2/17/22	W	60-50	(h)
1/21/21	W	72-68	(a)
3/1/20	W	73-54	(h)
2/10/19	W	65-51	(a)
2/15/18	W	82-58	(h)
1/2/17	W	82-50	(a)
3/3/16*	W	77-55	(n)
1/7/16	W	79-55	(h)
2/1/15	L	81-66	(a)
3/2/14	W	67-54	(h)
1/17/04	W	77-68	(h)
1/22/03	W	79-76	(a)
2/2/02	W	77-61	(h)
2/17/01	W	96-69	(h)
1/30/01	L	84-74	(a)
2/29/00	W	80-60	(h)
1/10/99	L	63-61	(a)
1/2/99	W	75-60	(h)
1/24/98	W	72-55	(h)
3/1/97#	W	64-50	(n)
2/12/97	W	89-61	(h)
1/6/97	L	64-59	(a)
3/2/96#	L	52-49	(n)
12/22/95	W	73-63	(a)
2/1/95	W	54-50	(h)
1/7/95	L	73-61	(a)
3/5/94#	L	70-60	(n)
2/2/94	L	59-53	(h)
1/9/94	L	71-66	(a)
3/1/93	W	77-65	(h)
1/29/93	W	55-50	(a)
2/11/92	W	79-64	(h)
1/11/92	W	73-54	(a)
12/31/82	W	79-75	(h)

# BIG EAST Tournament

## PORTLAND STATE [1-0]

(H: 1-0)

2/16/91	W	84-63	(h)
---------	---	-------	-----

## PRAIRIE VIEW A&M [1-0]

(H: 1-0)

11/17/11	W	107-26	(h)
----------	---	--------	-----

## PROVIDENCE [18-6]

(H: 9-2; A: 8-4; N: 1-0)

3/28/10^	W	73-65	(a)
3/2/04	W	81-62	(h)
1/20/04	W	86-67	(a)
2/22/03	W	77-64	(h)
2/23/02	L	69-64	(a)
1/17/01	L	77-60	(h)
2/12/00	W	71-66	(a)
1/13/99	W	85-63	(h)
2/10/98	W	90-79	(a)
12/6/97	W	97-70	(h)
1/12/97	W	60-56	(a)
1/31/96	W	74-73	(h)
1/4/96	L	81-60	(a)
2/25/95	L	76-72	(a)
1/21/95	W	80-78	(h)

# SERIES RESULTS



2/23/95	L	78-62	(a)
1/3/94	W	65-63	(h)
3/8/93#	W	76-55	(a)
2/6/93	W	85-65	(h)
1/5/93	W	64-52	(a)
3/8/92#	W	82-70	(n)
2/16/92	W	95-69	(h)
11/13/92	W	87-83	(a)
12/28/83	L	70-60	(h)

^ WNIT

# BIG EAST Tournament

## PURDUE [2-4]

(H: 2-0; A: 0-3; N: 0-1)

11/29/18	L	74-63	(a)
12/19/91	W	65-63	(h)
11/25/90	L	86-56	(a)
1/4/89	L	79-65	(a)
11/29/86	L	69-68	(n)
12/31/84	W	69-64	(h)

## QUINNIPIAC [2-2]

(H: 2-1; N: 0-1)

3/17/18!	L	86-72	(n)
3/20/17!	L	85-78	(h)
12/28/09	W	93-48	(h)
11/29/02	W	87-56	(n)

! NCAA Tournament

## RADFORD [2-0]

(H: 2-0)

11/24/12	W	75-58	(h)
1/2/01	W	83-48	(h)

## RHODE ISLAND [0-2]

(N: 0-2)

1/4/94	L	56-54	(n)
1/11/86	L	66-65	(n)

## RICE [1-1]

(H: 1-0; A: 0-1)

3/12/99^	L	65-58	(a)
1/28/83	W	87-57	(n)

^ WNIT

## RICHMOND [2-1]

(H: 1-1; A: 1-0)

11/10/13	L	57-50	(h)
11/12/12	W	69-63	(a)
12/2/03	W	80-73	(h)

## ROBERT MORRIS [2-0]

(H: 2-0)

12/12/21	W	86-45	(h)
1/3/83	W	56-45	(h)

## RUTGERS [8-13]

(H: 3-5; A: 5-8)

12/16/12	L	42-34	(a)
12/5/11	W	92-81 (2OT)	(h)
1/31/04	L	76-69	(h)
3/9/03#	W	77-74	(a)

2/4/03	L	65-56	(a)
1/26/02	W	65-55	(h)
1/5/02	W	67-53	(a)
1/27/01	L	39-37	(h)
1/5/00	L	65-45	(a)
2/28/99#	L	79-53	(a)
2/10/99	L	66-57	(h)
1/5/99	L	68-54	(a)
3/2/98#	L	81-62	(a)
1/8/98	L	77-65	(a)
2/5/97	W	49-41	(a)
12/8/96	L	57-44	(h)
1/17/96	W	58-45	(h)
12/8/91	W	72-53	(a)
12/8/90	L	67-57	(h)
1/28/89	L	97-64	(a)
2/4/84	W	63-58	(a)

# BIG EAST Tournament

## SACRAMENTO STATE [1-0]

(N: 1-0)

12/18/17	W	82-56	(n)
----------	---	-------	-----

## SAINT MARY'S [0-1]

(A: 0-1)

11/17/06	L	69-68	(a)
----------	---	-------	-----

## SAMFORD [1-0]

(H: 1-0)

11/18/05	W	72-51	(h)
----------	---	-------	-----

## SAN DIEGO STATE [1-0]

(H: 1-0)

12/29/85	W	88-51	(h)
----------	---	-------	-----

## SAN FRANCISCO [1-0]

(A: 1-0)

11/19/06	W	69-59	(a)
----------	---	-------	-----

## SANTA CLARA [2-0]

(H: 1-0; A: 1-0)

11/29/08	W	60-44	(h)
11/15/06	W	85-83	(a)

## SETON HALL [13-9]

(H: 8-2; A: 3-7; N: 2-0)

2/21/04	W	81-43	(h)
2/26/03	L	78-71	(a)
1/19/02	W	56-54	(h)
2/10/01	L	69-61	(a)
3/4/00#	W	64-60	(h)
1/15/00	W	69-42	(a)
2/17/99	W	66-52	(a)
2/18/98	W	73-66	(h)
1/3/98	W	70-66	(a)
1/19/97	W	79-67	(h)
2/27/96	W	67-60	(h)
1/13/96	L	69-62	(a)
3/4/95#	L	66-50	(a)
2/21/95	L	82-65	(h)
12/22/94	L	72-44	(a)
2/10/94	L	82-46	(h)



# SERIES RESULTS

1/13/94	L	93-50	(a)
2/27/93	W	72-60	(h)
1/3/93	L	73-59	(a)
3/7/92#	W	76-62	(n)
2/5/92	W	68-46	(h)
1/5/92	W	76-54	(a)

# BIG EAST Tournament

## SIENA (1-0)

(H: 1-0)

12/3/05	W	76-47	(h)
---------	---	-------	-----

## SOUTH ALABAMA (0-1)

(N: 0-1)

11/22/80	L	74-51	(n)
----------	---	-------	-----

## SOUTH CAROLINA (0-3)

(H: 0-1; A: 0-1; N: 0-1)

3/20/22!	L	49-33	(a)
11/28/93	L	71-68	(n)
2/28/83	L	66-56	(h)

! NCAA Tournament

## SOUTH CAROLINA STATE (0-1)

(H: 0-1)

12/3/83	L	73-69	(h)
---------	---	-------	-----

## SOUTH DAKOTA STATE (0-1)

(N: 0-1)

3/19/16!	L	74-71	(n)
----------	---	-------	-----

! NCAA Tournament

## SOUTHERN (1-0)

(H: 1-0)

11/29/10	W	85-36	(h)
----------	---	-------	-----

## USF (30-11)

(H: 14-1; A: 11-6; N: 5-4)

3/18/22!	W	78-66	(n)
11/25/11	W	92-72	(n)
11/25/03	W	62-55	(a)
11/22/02	W	60-49	(h)
11/27/01	L	76-68	(a)
12/16/00	W	73-51	(h)
11/20/97	W	55-52	(n)
11/23/96	W	58-30	(a)
12/1/95	W	73-68	(h)
12/3/94	L	74-65	(n)
3/3/90	W	72-59	(h)
1/18/90	W	89-72	(a)
3/4/89	L	85-82	(a)
1/14/89	W	77-74	(h)
3/6/88	W	76-60	(a)
1/31/87	W	82-71	(h)
2/14/87	W	80-61	(h)
1/17/87	L	84-62	(a)
3/1/86	W	53-48	(h)
2/15/86	W	82-59	(a)
1/25/85	W	91-65	(h)
12/7/84	W	68-62	(a)
1/20/84	W	88-68	(a)
12/7/83	W	81-64	(h)

2/12/83	L	64-63	(a)
12/11/82	W	75-63	(h)
1/16/82	W	60-48	(a)
11/23/81	W	87-52	(h)
2/26/81	W	69-47	(n)
1/9/81	W	59-41	(a)
11/24/80	W	78-60	(h)
2/21/80	W	84-77	(a)
2/2/80	W	72-55	(h)
1/26/80	L	81-76	(n)
1/19/80	W	84-72	(a)
1/20/79	L	72-33	(a)
2/22/79	L	85-45	(n)
1/27/78	L	84-47	(h)
1/28/77	L	59-46	(a)
2/27/76	L	71-46	(n)
2/6/76	W	59-52	(n)

! NCAA Tournament

## SOUTHERN ILLINOIS (2-0)

(H: 1-0; N: 1-0)

12/20/17	W	75-65	(n)
12/20/95	W	70-61	(h)

## SIU-EDWARDSVILLE (2-0)

(H: 1-0; A: 1-0)

2/7/10	W	85-60	(h)
2/4/09	W	83-72	(a)

## SMU (0-1)

(H: 0-1)

12/29/99	L	76-55	(h)
----------	---	-------	-----

## SOUTHERN MISS (1-1)

(A: 0-1; N: 1-0)

12/18/07	W	63-56	(n)
3/5/81+	L	80-75	(a)

+ AIAW Tournament

## ST. BONAVENTURE (1-0)

(H: 1-0)

12/2/00	W	71-51	(h)
---------	---	-------	-----

## ST. FRANCIS BROOKLYN (1-0)

(H: 1-0)

11/29/13	W	78-57	(h)
----------	---	-------	-----

## ST. JOHN'S (19-7)

(H: 8-4; A: 10-3; N: 1-0)

12/3/17	L	74-64	(h)
11/20/16	W	62-50	(a)
2/10/04	W	85-74	(h)
1/3/04	W	79-60	(a)
2/8/03	W	69-54	(h)
1/23/02	W	68-51	(a)
2/14/01	W	80-43	(h)
1/13/01	W	67-51	(a)
1/8/00	W	68-47	(a)
2/20/99	W	83-51	(h)
12/30/98	L	76-72	(a)
1/17/98	W	72-60	(h)
1/25/97	W	71-48	(h)

# SERIES RESULTS



12/4/96	L	61-44	(a)
2/3/96	W	62-54	(a)
2/11/95	W	60-56	(a)
1/14/95	L	73-63	(h)
1/30/94	L	68-67	(h)
1/15/94	W	80-72	(a)
3/6/93#	W	84-61	(n)
2/3/93	W	84-68	(a)
1/17/93	L	65-59	(h)
2/26/92	W	85-63	(h)
1/23/92	W	58-57	(a)
12/28/84	W	73-59	(h)
2/2/84	L	79-69	(a)

# BIG EAST Tournament

## ST. JOSEPH'S (1-1)

(H: 1-0; A: 0-1)

1/2/85	W	68-65	(h)
1/4/81	L	73-52	(a)

## ST. PETER'S (1-0)

(H: 1-0)

3/17/93!	W	61-44	(h)
----------	---	-------	-----

! NCAA Tournament

## STEPHEN F. AUSTIN (1-1)

(H: 1-0; N: 0-1)

11/9/18	W	81-60	(h)
1/5/90	L	69-62	(n)

## STETSON (20-4)

(H: 10-1; A: 8-2; N: 2-1)

11/14/21	W	54-39	(h)
3/20/14^	L	70-63	(h)
3/7/91	W	98-77	(n)
2/20/91	W	77-63	(a)
1/12/91@	W	112-74	(h)
1/13/90	W	88-69	(a)
2/13/89	W	69-63	(h)
2/8/88	W	67-63	(a)
1/21/87	W	77-65	(h)
2/16/85	W	77-46	(h)
1/2/85	W	68-58	(a)
2/11/84	W	80-62	(a)
1/28/84	W	79-52	(h)
1/7/84	W	89-54	(a)
2/5/83	W	83-61	(h)
1/14/83	W	77-64	(a)
3/4/82	W	75-60	(n)
2/6/82	W	75-67	(h)
1/15/82	W	95-65	(a)
2/14/81	W	70-58	(h)
2/8/80	L	72-50	(a)
1978-79	L	60-44	(a)
1978-79	L	66-57	(n)
2/6/77	W	74-59	(h)

^ WNIT

@ NWSAC Tournament

## SYRACUSE (22-12)

(H: 13-5; A: 8-6; N: 1-1)

2/3/22	W	71-65	(h)
1/17/21	L	99-64	(a)
12/10/20	L	69-58	(h)
1/12/20	W	77-62	(h)
3/8/19*	L	92-85	(n)
1/23/19	W	84-71	(a)
1/18/18	W	72-60	(h)
1/22/17	L	81-48	(a)
2/1/16	L	57-51	(h)
2/12/15	W	85-71	(a)
2/20/14	L	69-48	(h)
2/18/04	W	85-65	(a)
3/8/03#	W	77-64	(n)
1/25/03	L	62-59	(h)
1/8/03	W	85-68	(a)
1/16/02	W	75-71	(h)
2/24/01	L	62-61	(a)
2/26/00	W	66-64	(h)
12/8/98	W	68-52	(h)
2/7/98	W	58-56	(h)
1/6/98	L	87-75	(a)
2/22/97	W	64-53	(a)
2/17/96	W	84-60	(h)
1/20/96	L	69-60	(a)
2/18/95	W	67-65	(h)
1/18/95	W	65-54	(a)
2/20/94	L	58-41	(a)
1/19/94	W	59-62	(h)
2/3/93	W	60-40	(h)
1/17/93	W	65-53	(a)
2/23/92	W	79-66	(a)
1/21/92	W	74-52	(h)
12/27/90	W	68-53	(h)
12/30/88	L	78-62	(h)

\* ACC Tournament

# BIG EAST Tournament

## TAMPA (5-1)

(H: 2-0; A: 2-1; N: 1-0)

2/10/84	W	73-64	(a)
12/17/83	W	82-57	(h)
12/18/82	W	77-68	(n)
1/30/82	W	81-33	(h)
1978-79	W	56-49	(a)
1/29/77	L	50-45	(a)

## TEMPLE (4-1)

(H: 3-0; N: 1-1)

11/25/18	W	73-61	(h)
1/2/00	W	64-44	(h)
12/8/89	W	79-73	(n)
12/28/86	W	77-70	(h)
1/14/84	L	87-69	(n)

## TENNESSEE (0-2)

(H: 0-1; A: 0-1)

11/18/12	L	79-67	(h)
11/15/11	L	92-76	(a)



# SERIES RESULTS

## TEXAS (1-2)

(H: 0-1; A: 0-1; N: 1-0)

12/29/09	L	76-65	(h)
12/9/01	W	57-55	(n)
2/17/86	L	112-43	(a)

## TEXAS A&M (2-0)

(H: 1-0; A: 1-0)

12/19/02	W	84-58	(h)
2/9/85	W	75-62	(a)

## TCU (1-0)

(H: 1-0)

11/21/04	W	68-57	(h)
----------	---	-------	-----

## UT MARTIN (0-1)

(N: 0-1)

12/15/82	L	85-81	(n)
----------	---	-------	-----

## UT RIO GRANDE VALLEY (1-0)

(H: 1-0)

11/11/11	W	83-37	(h)
----------	---	-------	-----

## TEXAS SOUTHERN (3-0)

(H: 3-0)

12/18/92	W	98-41	(h)
12/31/91	W	85-48	(h)
12/14/90	W	73-65	(h)

## TEXAS STATE (1-0)

(H: 1-0)

2/16/06	W	92-67	(h)
---------	---	-------	-----

## TEXAS TECH (1-2)

(H: 1-1; A: 0-1)

11/27/16	W	74-56	(h)
12/6/04	L	109-49	(a)
12/30/92	L	75-74	(h)

## TOLEDO (3-1)

(H: 2-1; A: 1-0)

12/28/03	W	68-57	(h)
12/15/90	L	59-58	(h)
1/9/89	W	66-52	(a)
12/31/83	W	88-77	(h)

## TULANE (2-3)

(H: 2-1; A: 0-2)

12/5/21	W	70-63	(h)
12/19/14	L	70-65	(a)
11/28/99	L	75-66	(h)
11/22/98	L	63-56	(a)
3/7/87	W	76-72	(h)

## TULSA (1-0)

(H: 1-0)

11/29/14	W	69-57	(h)
----------	---	-------	-----

## UCLA (1-0)

(N: 1-0)

12/18/14	W	74-67	(n)
----------	---	-------	-----

## UPPER IOWA (1-0)

(H: 1-0)

1/6/80	W	70-39	(h)
--------	---	-------	-----

## VALPARAISO (1-0)

(H: 1-0)

12/18/93	W	77-59	(h)
----------	---	-------	-----

## VANDERBILT (2-1)

(H: 1-0; N: 1-1)

12/20/18	W	90-65	(n)
12/29/03	W	79-57	(h)
3/26/92!	L	77-67	(n)

! NCAA Tournament

## VERMONT (1-0)

(H: 1-0)

11/12/17	W	73-49	(h)
----------	---	-------	-----

## VILLANOVA (9-13)

(H: 4-3; A: 5-7; N: 1-2)

1/7/04	L	58-55	(a)
3/10/03#	L	65-59	(n)
2/1/03	L	61-55	(h)
3/3/02#	L	68-49	(n)
1/29/02	L	80-52	(a)
2/27/01	L	60-59	(h)
1/26/00	L	44-34	(a)
1/23/99	L	56-54	(a)
2/21/98	W	67-64	(h)
1/14/98	L	68-67	(a)
2/2/96	W	70-56	(h)
2/10/96	L	51-47	(a)
1/7/96	L	59-53	(h)
2/5/95	L	72-59	(h)
1/4/95	L	64-51	(a)
2/6/94	W	64-60	(a)
1/6/94	W	64-40	(h)
3/7/93#	W	67-49	(n)
2/20/93	W	57-52	(a)
1/21/93	W	64-53	(a)
3/1/92	W	84-67	(h)
1/26/92	W	75-50	(a)

# BIG EAST Tournament

## VIRGINIA (11-10)

(H: 4-4; A: 6-6; N: 1-0)

2/15/22	W	71-55	(a)
2/13/20	L	69-64	(a)
2/3/19	W	72-59	(h)
2/18/18	W	77-62	(a)
2/9/17	W	63-52	(h)
1/3/16	L	76-56	(a)
3/5/15*	W	62-52	(n)
1/21/15	W	67-58	(h)
2/27/14	W	83-63	(a)
1/20/13	L	62-52	(a)
1/6/13	W	58-52	(h)
1/19/12	W	56-53	(a)
1/6/11	W	82-73	(a)
2/11/10	L	69-63	(h)
2/19/09	L	84-75	(a)

# SERIES RESULTS



1/21/08	L	79-68	(h)	2/23/14	W	72-64	(h)
2/4/07	L	73-60	(a)	1/4/14	W	84-53	(a)
3/22/06^	L	83-72	(a)	1/24/13	W	79-78	(a)
1/22/06	L	77-68	(h)	3/2/12*	L	81-74	(n)
2/10/05	W	66-60	(a)	1/26/11	W	64-39	(h)
12/28/87	L	78-69	(h)	2/21/11	W	74-46	(h)

\*ACC Tournament  
^ WNIT

## VCU (1-0)

(H: 1-0)

12/29/11	W	91-61	(h)
----------	---	-------	-----

## VIRGINIA TECH (21-11)

(H: 11-3; A: 9-7; N: 1-1)

2/24/22	L	70-63	(a)
3/4/21*	L	72-64	(n)
2/11/21	L	75-55	(h)
2/2/20	L	69-45	(a)
2/21/19	L	73-65	(a)
1/3/19	W	68-61	(h)
2/25/18	W	76-46	(h)
1/28/18	W	82-78	(a)
2/23/17	W	79-68	(a)
1/11/17	W	82-75	(h)
2/21/16	W	67-56 (OT)	(h)
1/28/16	W	57-45	(a)
2/5/15	W	42-39	(h)
1/11/15	W	62-45	(a)
1/12/14	W	64-62	(a)
3/7/13*	W	45-39	(n)
3/3/13	W	64-46	(a)
2/3/13	W	68-42	(h)
1/23/12	W	79-48	(h)
1/9/11	W	69-56	(a)
1/24/10	L	73-69	(h)
2/12/09	W	59-56	(a)
2/11/08	L	81-73	(h)
1/25/07	L	78-71	(a)
1/29/06	W	77-62	(h)
2/27/05	L	90-45	(a)
2/6/05	W	78-67	(h)
2/14/04	W	65-56	(a)
1/28/03	W	67-66	(h)
2/20/02	W	55-53	(h)
2/5/02	L	72-60	(a)
1/7/01	L	64-51	(a)

\*ACC Tournament

## WAKE FOREST (16-11)

(H: 7-4; A: 7-4; N: 2-3)

1/27/22	W	66-59	(a)
1/6/22	L	47-46	(h)
2/25/21	W	69-67	(h)
1/7/21	L	63-60	(a)
2/27/20	W	79-63	(a)
12/29/19	W	59-56	(h)
1/6/19	W	72-57	(a)
3/1/18*	W	68-60	(n)
1/7/18	L	61-50	(h)
2/2/17	W	79-56	(a)
1/14/16	W	71-60	(h)
2/26/15	L	60-59	(a)

2/23/14	W	72-64	(h)
1/4/14	W	84-53	(a)
1/24/13	W	79-78	(a)
3/2/12*	L	81-74	(n)
1/26/11	W	64-39	(h)
2/21/11	W	74-46	(h)
3/4/10*	L	66-65	(n)
1/17/10	L	67-64	(a)
2/1/09	L	78-69	(h)
2/24/08	L	50-45	(a)
2/8/07	W	77-51	(h)
1/5/06	W	79-71	(a)
1/9/05	L	78-63	(h)
11/27/93	L	74-65	(n)
1/8/83	W	81-65	(n)

\*ACC Tournament

## WASHINGTON (1-1)

(H: 0-1; N: 1-0)

3/20/15!	W	86-80	(n)
12/29/89	L	85-68	(h)

! NCAA Tournament

## WASHINGTON STATE (1-1)

(H: 1-0; N: 0-1)

11/25/21	L	62-47	(n)
12/21/19	W	74-68	(h)

## WEBER STATE (1-0)

(N: 1-0)

11/28/03	W	82-60	(n)
----------	---	-------	-----

## WEST VIRGINIA (12-3)

(H: 8-0; A: 3-3; N: 1-0)

2/28/04	W	82-74	(h)
2/15/03	L	100-84	(a)
1/8/02	L	57-52	(a)
12/4/01	W	69-53	(h)
2/7/01	W	84-68	(h)
2/15/00	W	77-55	(h)
2/5/00	W	70-50	(a)
2/27/99#	W	86-69	(n)
2/3/99	W	98-73	(h)
2/24/98	W	90-69	(a)
12/31/97	W	74-72	(h)
1/22/97	L	75-70	(a)
2/8/96	W	88-69	(a)
1/25/96	W	77-58	(h)
12/28/80	W	89-87	(h)

# BIG EAST Tournament

## WESTERN ILLINOIS (1-0)

(H: 1-0)

1/4/83	W	80-63	(h)
--------	---	-------	-----

## WESTERN KENTUCKY (2-4)

(H: 2-2; A: 0-2)

1/21/01	L	82-75	(h)
1/11/00	L	75-68	(a)
1/7/99	L	75-61	(h)
3/20/93!	L	78-63	(a)
1/2/84	W	65-58	(h)
1/1/81	W	76-65	(h)

! NCAA Tournament



## SERIES RESULTS

### WESTERN MICHIGAN (2-0)

(H: 1-0; A: 1-0)

---

12/29/00	W	64-51	(h)
11/23/90	W	94-72	(a)

### WILLIAM & MARY (1-0)

(H: 1-0)

---

12/28/02	W	85-57	(h)
----------	---	-------	-----

### WISCONSIN (2-0)

(H: 2-0)

---

12/4/14	W	66-54	(h)
12/29/12	W	67-44	(h)

### WRIGHT STATE (1-0)

(H: 1-0)

---

11/13/16	W	80-67	(h)
----------	---	-------	-----

### YALE (2-0)

(H: 2-0)

---

11/25/13	W	91-67	(h)
12/28/01	W	75-46	(h)



# HISTORY VS. CONFERENCES



Conference	W	L
America East†	13	3
American Athletic	4	1
Atlantic 10	15	6
Atlantic Coast&	151	166
Atlantic Sun*	62	11
Big 10	17	25
Big 12	7	11
Big East	152	113
Big Sky	4	2
Big South	5	0
Big West	3	0
Colonial Athletic	5	4
Conference USA	23	9
Horizon League	10	6
Independent	6	0
Ivy League	9	1
Metro Atlantic	10	5
Mid-American	10	3
Mid-Eastern	28	5
Missouri Valley	6	0
Mountain West	1	1
Northeast	8	0
Ohio Valley	11	1
Pac-12	5	11
Patriot League	3	0
Southeastern	25	50
Southern	4	0
Southland	10	5
Southwestern	16	4
Summit League^	12	1
Sun Belt	21	16
Western Athletic	2	3
West Coast#	6	2

\* - includes records from NSWAC/TAAC  
 ^ - includes records from Mid-Continent/  
 North Star  
 † - includes records from ECAC/NAC  
 # - includes records from WCAC  
 & - includes ACCT and conference games

Atlantic 10	15	6	Big 12	7	11
Fordham	1	0	Baylor	0	1
George Washington	1	9	Iowa State	0	1
La Salle	1	0	Kansas	0	1
Massachusetts	2	0	Missouri	1	0
Rhode Island	0	2	Nebraska	0	3
Richmond	2	1	Oklahoma	2	2
Rutgers	2	2	Oklahoma State	1	1
St. Bonaventure	1	0	Texas	1	1
St. Joseph's	1	0	Texas A&M	1	0
Temple	3	1	Texas Tech	1	1
West Virginia	1	0			

Atlantic Coast	151	166
Boston College	14	10
Clemson	15	8
Duke	4	15
Florida State	10	31
Georgia Tech	17	17
Louisville	1	6
Maryland	7	10
NC State	11	13
North Carolina	14	14
Notre Dame	2	8
Pittsburgh	8	1
Syracuse	4	6
Virginia	11	11
Virginia Tech	17	7
Wake Forest	15	10

Atlantic Sun	62	11
FGCU	3	0
FIU	11	5
Florida A&M	6	2
Florida Atlantic	10	0
Gardner-Webb	1	0
Georgia Southern	2	0
Georgia State	2	0
Jacksonville	2	1
Kennesaw State	1	0
Lipscomb	1	0
Mercer	4	2
North Florida	5	0
Stetson	8	1
UCF	6	0

Big 10	17	25
Illinois	1	2
Indiana	2	3
Iowa	0	4
Maryland	0	2
Michigan	2	2
Michigan State	3	2
Minnesota	1	3
Nebraska	1	0
Northwestern	1	1
Ohio State	1	2
Penn State	1	0
Purdue	2	4
Wisconsin	2	0

Big East	152	113
Boston College	15	8
Connecticut	5	18
DePaul	0	1
Georgetown	16	9
Marquette	1	0
Notre Dame	2	12
Pittsburgh	16	8
Providence	18	6
Rutgers	6	11
Seton Hall	13	9
St. John's	19	7
Syracuse	17	6
USF	1	0
Villanova	9	13
Virginia	1	0
Virginia Tech	2	2
West Virginia	11	3

Big Sky	4	2
Idaho	0	1
Idaho State	1	0
Montana	1	1
Sacramento State	1	0
Weber State	1	0

Big South	5	0
Charleston Southern	1	0
Gardner-Webb	1	0
Radford	2	0
UNC Asheville	1	0

Big West	3	0
Long Beach State	1	0
UC Riverside	2	0

Colonial Athletic	5	4
East Carolina	1	1
George Mason	0	2
Georgia State	1	0
James Madison	1	0
Old Dominion	0	1
VCU	1	0
William & Mary	1	0

## NCAA DIVISION I

Conference	W	L
<b>America East</b>	<b>13</b>	<b>3</b>
Albany	1	0
Binghamton	3	0
Boston University	1	0
Hartford	2	1
Maine	3	2
New Hampshire	1	0
UMass-Lowell	1	0
Vermont	1	0
<b>American Athletic</b>	<b>4</b>	<b>1</b>
South Florida	1	0
Temple	1	0
Tulane	1	1
Tulsa	1	0



# HISTORY VS. CONFERENCES

<b>Conference USA</b>	<b>23</b>	<b>9</b>
Alabama-Birmingham	2	0
Charlotte	2	0
Florida Atlantic	2	0
FIU	4	0
Houston	1	4
Middle Tennessee	0	2
Old Dominion	2	0
TCU	1	0
Tulane	0	2
UCF	3	0
USF	6	1

<b>Horizon League</b>	<b>10</b>	<b>6</b>
Butler	1	1
Detroit	0	1
Evansville	1	0
Green Bay	0	2
IUPUI	1	0
Milwaukee	3	0
Notre Dame	0	2
Oakland	2	0
Robert Morris	1	0
Wright State	1	0

<b>Ivy League</b>	<b>9</b>	<b>1</b>
Brown	2	0
Cornell	2	0
Dartmouth	2	0
Harvard	1	0
Penn	0	1
Yale	2	0

<b>Metro Atlantic</b>	<b>10</b>	<b>5</b>
Fairfield	3	3
Fordham	1	0
Holy Cross	1	0
Iona	1	0
Manhattan	1	0
Niagara	1	0
Quinnipiac	0	2
Siena	1	0
St. Peter's	1	0

<b>Mid-American</b>	<b>10</b>	<b>3</b>
Central Michigan	0	1
Eastern Michigan	1	0
Miami (OH)	3	0
Northern Illinois	1	1
Toledo	3	1
Western Michigan	2	0

<b>Mid-Eastern</b>	<b>28</b>	<b>5</b>
Bethune-Cookman	7	1
Coppin State	7	0
Delaware State	1	0
Florida A&M	6	4
Hampton	1	0
Howard	1	0
UMES	1	0
Morgan State	1	0
Norfolk State	1	0
North Carolina A&T	1	0

<b>Missouri Valley</b>	<b>6</b>	<b>0</b>
Bradley	2	0
Illinois State	2	0
Loyola Chicago	2	0

<b>Mountain West</b>	<b>1</b>	<b>1</b>
New Mexico	1	1

<b>Northeast</b>	<b>8</b>	<b>0</b>
Central Conn. State	1	0
Fairleigh Dickinson	1	0
LIU-Brooklyn	1	0
Monmouth	1	0
Quinnipiac	2	0
Robert Morris	1	0
St. Francis Brooklyn	1	0

<b>Ohio Valley</b>	<b>11</b>	<b>1</b>
Austin Peay	2	0
Eastern Kentucky	2	1
Middle Tennessee	1	0
Morehead State	1	0
Murray State	2	0
Samford	1	0
SIU-Edwardsville	2	0

<b>Pac-12</b>	<b>4</b>	<b>7</b>
Arizona State	0	3
California	0	1
Colorado	1	1
Oregon State	0	1
UCLA	1	0
Washington	1	0
Washington State	1	1

<b>Patriot</b>	<b>3</b>	<b>0</b>
Bucknell	1	0
Holy Cross	1	0
Lehigh	1	0

<b>Southeastern</b>	<b>25</b>	<b>50</b>
Alabama	1	2
Auburn	0	8
Florida	14	20
Georgia	0	2
Kentucky	2	6
LSU	1	3
Mississippi	4	3
Mississippi State	0	1
Missouri	1	0
South Carolina	0	2
Tennessee	0	2
Vanderbilt	2	1

<b>Southern</b>	<b>4</b>	<b>0</b>
Appalachian State	1	0
Davidson	1	0
Furman	1	0
UNC Greensboro	1	0

<b>Southland</b>	<b>10</b>	<b>5</b>
Central Arkansas	1	0
Lamar	2	1

Louisiana Tech	0	2
NE Louisiana (ULM)	0	1
New Orleans	2	0
Nicholls State	1	0
Northwestern State	1	0
Stephen F. Austin	1	1
SW Louisiana (Lafayette)	1	0
Texas State	1	0

<b>Southwestern</b>	<b>19</b>	<b>4</b>
Alabama State	1	0
Alcorn State	2	0
Ark-Pine Bluff	1	0
Bethune-Cookman	1	0
Grambling State	3	2
Jackson State	3	1
Prairie View A&M	1	0
Southern	4	1
Texas Southern	3	0

<b>Summit League</b>	<b>12</b>	<b>1</b>
Cleveland State	3	0
Dayton	1	0
Illinois Chicago	1	0
IUPUI	1	0
Notre Dame	1	0
Oakland	1	0
Oral Roberts	1	0
South Dakota State	0	1
SW Missouri State	1	0
Valparaiso	1	0
Western Illinois	1	0

<b>Sun Belt</b>	<b>21</b>	<b>16</b>
Charlotte	0	1
FIU	6	6
Florida Atlantic	3	0
Louisiana-Monroe	1	0
Old Dominion	0	2
South Alabama	0	1
USF	10	2
Western Kentucky	1	4

<b>Western Athletic</b>	<b>2</b>	<b>3</b>
BYU	1	1
Rice	0	1
San Diego State	1	0
SMU	0	1

<b>West Coast</b>	<b>6</b>	<b>2</b>
Gonzaga	1	1
Loyola Marymount	1	0
Pepperdine	1	0
Saint Mary's	0	1
San Francisco	1	0
Santa Clara	2	0

## NCAA DIVISION II, NAIA and Discontinued Leagues

Totals	157	110
--------	-----	-----

**NOTE:** records against teams are determined by what conference the team was in at the time of the game.

# ACC/BIG 10 CHALLENGE HISTORY



## ACC/BIG TEN CHALLENGE RESULTS (6-6)\*

Date	UM Rank	Opponent	Location	Result
11/19/07	-	Michigan	Coral Gables, Fla.	L, 65-50
12/5/08	-	Indiana	Coral Gables, Fla.	L, 69-54
12/1/11	-	at Michigan State	East Lansing, Mich.	W, 76-60
11/29/12	-	#6/7 Penn State	Coral Gables, Fla.	W, 69-65
12/5/13	-	at Minnesota	Minneapolis, Minn.	L, 74-67
12/4/14	-	Wisconsin	Coral Gables, Fla.	W, 66-54
12/2/15	-	Illinois	Coral Gables, Fla.	W, 73-64
12/1/16	#18/16	at #9/10 Ohio State	Columbus, Ohio	(OT) W, 84-89
11/30/17	-	Michigan State	Coral Gables, Fla.	W, 67-57
11/29/18	#21/20	at Purdue	West Lafayette, Ind.	L, 74-63
12/4/19	#21/22	#14/16 Indiana	Coral Gables, Fla.	L, 58-45
12/2/21	-	#8/8 Maryland	College Park, Md.	L, 82-74

## ACC/BIG TEN CHALLENGE RECORDS\*

Overall 6-6

### Site

Home 4-3  
Away 2-3

### Month

November 2-2  
December 4-4

### Day

Monday 0-1  
Wednesday 1-1  
Thursday 5-3  
Friday 0-1

Overtime 1-0

## ACC IN THE CHALLENGE\*

Overall Record 104-74  
Series Record 10-1-3

2007: ACC 8, Big Ten 3

2008: ACC 7, Big Ten 4

2009: ACC 7, Big Ten 4

2010: ACC 6, Big Ten 5

2011: ACC 6, Big Ten 6

2012: ACC 7, Big Ten 5

2013: ACC 7, Big Ten 5

2014: ACC 7, Big Ten 7

2015: ACC 7, Big Ten 7

2016: ACC 9, Big Ten 5

2017: ACC 10, Big Ten 4

2018: ACC 8, Big Ten 6

2019: Big Ten 9, ACC 5

2021: ACC 10, Big Ten 4

\* There was no ACC/Big 10 Challenge in 2020 due to the COVID-19 pandemic



# ACC TOURNAMENT HISTORY

## ACC TOURNAMENT RECORD

12-18 overall record, 3 Semifinals appearances, 1 Finals appearance

<i>Record by Round</i>		<i>Record by Seed</i>				<i>Record by Location</i>	
First Round	4-7	Second	1-2	Ninth	1-1	Conway, S.C.	2-1
Second Round	4-3	Fourth	0-1	Tenth	0-2	Greensboro, N.C.	10-17
Quarterfinals	3-5	Fifth	3-2	Eleventh	0-2	Overall	12-18
Semifinals	1-2	Sixth	1-2	Twelfth	0-2		
Finals	0-1	Seventh	5-2	Overall	12-18		
Overall	12-18	Eighth	1-2				

## ACC TOURNAMENT RESULTS (12-18)

<b>2004-05 (No. 9 Seed)</b>							
3/4/05	vs. No. 8 Georgia Tech	First Round	W	60-58		Greensboro, N.C.	
3/5/05	vs. No. 1 North Carolina	Quarterfinals	L	64-57		Greensboro, N.C.	
<b>2005-06 (No. 6 seed)</b>							
3/2/06	vs. No. 11 Georgia Tech	First Round	L	79-62		Greensboro, N.C.	
<b>2006-07 (No. 11 seed)</b>							
3/1/07	vs. No. 6 Georgia Tech	First Round	L	66-52		Greensboro, N.C.	
<b>2007-08 (No. 12 seed)</b>							
3/6/08	vs. No. 5 Georgia Tech	First Round	L	76-49		Greensboro, N.C.	
<b>2008-09 (No. 10 seed)</b>							
3/5/09	vs. No. 7 Boston College	First Round	L	76-59		Greensboro, N.C.	
<b>2009-10 (No. 12 seed)</b>							
3/4/10	vs. No. 7 Wake Forest	First Round	L	61-60 (OT)		Greensboro, N.C.	
<b>2010-11 (No. 2 seed)</b>							
3/4/11	vs. No. 10 NC State	Quarterfinals	W	93-85		Greensboro, N.C.	
3/5/11	vs. No. 6 North Carolina	Semifinals	L	83-57		Greensboro, N.C.	
<b>2011-12 (No. 2 seed)</b>							
3/2/12	vs. No. 7 Wake Forest	Quarterfinals	L	81-74		Greensboro, N.C.	
<b>2012-13 (No. 5 seed)</b>							
3/7/13	vs. No. 12 Virginia Tech	First Round	W	45-39		Greensboro, N.C.	
3/8/13	vs. No. 4 Florida State	Quarterfinals	L	70-58		Greensboro, N.C.	
<b>2013-14 (No. 8 seed)</b>							
3/6/14	vs. No. 9 Florida State	First Round	L	72-67 (OT)		Greensboro, N.C.	
<b>2014-15 (No. 8 seed)</b>							
3/5/15	vs. No. 9 Virginia	First Round	W	62-52		Greensboro, N.C.	
3/6/15	vs. No. 1 Notre Dame	Second Round	L	77-61		Greensboro, N.C.	
<b>2015-16 (No. 5 seed)</b>							
3/3/16	vs. No. 12 Pittsburgh	First Round	W	77-55		Greensboro, N.C.	
3/4/16	vs. No. 4 Florida State	Second Round	W	74-56		Greensboro, N.C.	
3/5/16	vs. No. 1 Notre Dame	Quarterfinals	L	78-67		Greensboro, N.C.	
<b>2016-17 (No. 7 seed)</b>							
3/2/17	vs. No. 10 Georgia Tech	Second Round	W	87-71		Conway, S.C.	
3/3/17	vs. No. 2 Florida State	Quarterfinals	W	56-54		Conway, S.C.	
3/4/17	vs. No. 3 Duke	Semifinals	L	57-52		Conway, S.C.	

# ACC TOURNAMENT HISTORY



## 2017-18 (No. 6 seed)

3/1/18	vs. No. 11 Wake Forest	Second Round	W	68-60	Greensboro, N.C.
3/2/18	vs. No. 3 Florida State	Quarterfinals	L	73-69	Greensboro, N.C.

## 2018-19 (No. 4 seed)

3/8/19	vs. No. 5 Syracuse	Second Round	L	92-85	Greensboro, N.C.
--------	--------------------	--------------	---	-------	------------------

## 2019-20 (No. 11 seed)

3/4/20	vs. No. 14 Clemson	First Round	L	71-56	Greensboro, N.C.
--------	--------------------	-------------	---	-------	------------------

## 2020-21 (No. 10 seed)

3/4/21	vs. No. 7 Virginia Tech	Second Round	L	72-64	Greensboro, N.C.
--------	-------------------------	--------------	---	-------	------------------

## 2021-22 (No. 7 seed)

3/3/22	vs. No. 10 Duke	Second Round	W	61-55	Greensboro, N.C.
3/4/22	vs. No. 2 Louisville	Quarterfinals	W	61-59	Greensboro, N.C.
3/5/22	vs. No. 3 Notre Dame	Semifinals	W	57-54	Greensboro, N.C.
3/6/22	vs. No. 1 NC State	Finals	L	60-47	Greensboro, N.C.



# BIG EAST TOURNAMENT HISTORY

## BIG EAST TOURNAMENT RECORD

14-11 overall record, 2 Championships

### Record by Round

First Round	5-2
Quarterfinals	5-6
Semifinals	2-3
Finals	2-0
<b>Overall</b>	<b>14-11</b>

### Record by Seed

First	6-0
Third	1-1
Fourth	2-3
Fifth	1-1
Sixth	0-2
Seventh	4-3
Tenth	0-1
<b>Overall</b>	<b>14-11</b>

### Record by Location

Hartford, Conn.	0-1
Piscataway, N.J.	5-4
Providence, R.I.	3-0
South Orange, N.J.	0-1
Storrs, Conn.	6-5
<b>Overall</b>	<b>14-11</b>

## BIG EAST TOURNAMENT RESULTS (14-11)

### 1991-92 (No. 1 seed) — Tournament Champions

3/7/92	vs. No. 9 Seton Hall	Quarterfinals	W	76-62	Storrs, Conn.
3/8/92	vs. No. 4 Providence	Semifinals	W	82-70	Storrs, Conn.
3/9/92	vs. No. 2 Connecticut	Finals	W	56-47	Storrs, Conn.

### 1992-93 (No. 1 seed) — Tournament Champions

3/6/93	vs. No. 8 St. John's	Quarterfinals	W	84-61	Providence, R.I.
3/7/93	vs. No. 5 Villanova	Semifinals	W	67-49	Providence, R.I.
3/8/93	vs. No. 7 Providence	Finals	W	76-55	Providence, R.I.

### 1993-94 (No. 6 seed)

3/5/94	vs. No. 3 Pittsburgh	Quarterfinals	L	70-60	Storrs, Conn.
--------	----------------------	---------------	---	-------	---------------

### 1994-95 (No. 6 seed)

3/4/95	vs. No. 3 Seton Hall	Quarterfinals	L	52-49	South Orange, N.J.
--------	----------------------	---------------	---	-------	--------------------

### 1995-96 (No. 4 seed)

3/1/97	vs. No. 13 Pittsburgh	First Round	L	52-49	Storrs, Conn.
--------	-----------------------	-------------	---	-------	---------------

### 1996-97 (No. 4 seed)

3/1/97	vs. No. 13 Pittsburgh	First Round	W	64-50	Storrs, Conn.
3/2/97	vs. No. 5 Boston College	Quarterfinals	W	63-48	Storrs, Conn.
3/3/97	vs. No. 1 Connecticut	Semifinals	L	98-71	Storrs, Conn.

### 1997-98 (No. 3 seed)

3/1/98	vs. No. 11 Georgetown	Quarterfinals	W	81-66	Piscataway, N.J.
3/2/98	vs. No. 2 Rutgers	Semifinals	L	79-53	Piscataway, N.J.

### 1998-99 (No. 7 seed)

2/27/99	vs. No. 10 West Virginia	First Round	W	86-69	Piscataway, N.J.
2/28/99	vs. No. 2 Rutgers	Quarterfinals	L	79-53	Piscataway, N.J.

### 1999-00 (No. 7 seed)

3/4/00	vs. No. 10 Seton Hall	First Round	W	69-42	Storrs, Conn.
3/5/00	vs. No. 2 Notre Dame	Quarterfinals	L	67-52	Storrs, Conn.

### 2000-01 (No. 10 seed)

3/3/01	vs. No. 7 Boston College	First Round	L	62-49	Storrs, Conn.
--------	--------------------------	-------------	---	-------	---------------

### 2001-02 (No. 5 seed)

3/2/02	vs. No. 12 Georgetown	First Round	W	69-52	Piscataway, N.J.
3/3/02	vs. No. 4 Villanova	Quarterfinals	L	68-49	Piscataway, N.J.

### 2002-03 (No. 7 seed)

3/8/03	vs. No. 10 Syracuse	First Round	W	77-64	Piscataway, N.J.
3/9/03	at No. 2 Rutgers	Quarterfinals	W	77-74	Piscataway, N.J.
3/10/03	vs. No. 3 Villanova	Semifinals	L	65-59	Piscataway, N.J.

### 2003-04 (No. 4 seed)

3/7/04	vs. No. 5 Boston College	Quarterfinals	L	65-53	Hartford, Conn.
--------	--------------------------	---------------	---	-------	-----------------

# NCAA TOURNAMENT HISTORY



## NCAA TOURNAMENT RECORD

15 NCAA appearances, 8-15 overall record, 1 Sweet Sixteen

<i>Record by Round</i>		<i>Record by Seed</i>		<i>Record by Location</i>		<i>Record by Location (cont.)</i>	
First Round	7-7	Second	1-1	Albuquerque, N.M.	0-1	Ruston, La.	0-1
Second Round	1-7	Third	2-2	Baton Rouge, La.	0-1	Spokane, Wash.	1-1
Sweet Sixteen	0-1	Fourth	2-2	Bowling Green, Ky.	0-1	Stanford, Calif.	0-1
<b>Overall</b>	<b>8-15</b>	Fifth	1-3	Charlottesville, Va.	1-2	Stillwater, Ok.	0-1
		Eighth	1-4	Columbia, S.C.	1-1	Storrs, Conn.	0-1
		Eleventh	1-3	Coral Gables, Fla.	4-2	<b>Overall</b>	<b>8-15</b>
		<b>Overall</b>	<b>8-15</b>	Iowa City, Iowa	1-2		

## NCAA TOURNAMENT RESULTS (8-15)

1988-89	(No. 8 seed — Midwest Region)						
3/15/89	at No. 9 Oklahoma State	First Round	L	93-69		Stillwater, Okla.	
1991-92	(No. 2 seed — East Region)						
3/21/92	No. 7 North Carolina	Second Round	W	86-72		Coral Gables, Fla.	
3/26/92	vs. No. 3 Vanderbilt	Sweet Sixteen	L	77-67		Charlottesville, Va.	
1992-93	(No. 5 seed — East Region)						
3/17/93	No. 12 St. Peter's	First Round	W	61-44		Coral Gables, Fla.	
3/20/93	at No. 4 Western Kentucky	Second Round	L	73-63		Bowling Green, Ky.	
1997-98	(No. 11 seed — Midwest Region)						
3/14/98	vs. No. 6 Clemson	First Round	L	60-49		Ruston, La.	
2002-03	(No. 11 seed — Midwest Region)						
3/22/03	at No. 6 New Mexico	First Round	L	91-85 (OT)		Albuquerque, N.M.	
2003-04	(No. 5 seed — West Region)						
3/21/04	vs. No. 12 Maryland	First Round	L	86-85		Baton Rouge, La.	
2010-11	(No. 3 seed — Dayton Region)						
3/20/11	vs. No. 14 Gardner-Webb	First Round	W	80-62		Charlottesville, Va.	
3/22/11	vs. No. 6 Oklahoma	Second Round	L	88-83		Charlottesville, Va.	
2011-12	(No. 3 seed — Kingston Region)						
3/17/12	vs. No. 14 Idaho State	First Round	W	70-41		Spokane, Wash.	
3/19/12	at No. 11 Gonzaga	Second Round	L	65-54		Spokane, Wash.	
2012-13	(No. 8 seed — Norfolk Region)						
3/24/13	at No. 9 Iowa	First Round	L	69-53		Iowa City, Iowa	
2014-15	(No. 11 seed — Oklahoma City Region)						
3/22/15	vs. No. 6 Washington	First Round	W	86-80		Iowa City, Iowa	
3/24/15	at No. 3 Iowa	Second Round	L	88-70		Iowa City, Iowa	
2015-16	(No. 5 seed — Lexington Region)						
3/19/16	vs. No. 12 South Dakota State	First Round	L	74-71		Stanford, Calif.	
2016-17	(No. 4 seed — Stockton Region)						
3/18/17	vs. No. 13 FGCU	First Round	W	62-60		Coral Gables, Fla.	
3/20/17	vs. No. 12 Quinnipiac	Second Round	L	85-78		Coral Gables, Fla.	
2017-18	(No. 8 seed — Albany Region)						
3/17/18	vs. No. 9 Quinnipiac	First Round	L	82-76		Storrs, Conn.	
2018-19	(No. 4 seed — Portland Region)						
3/22/19	vs. No. 13 FGCU	First Round	W	69-62		Coral Gables, Fla.	
3/24/19	vs. No. 5 Arizona State	Second Round	L	55-57		Coral Gables, Fla.	
2021-22	(No. 8 seed — Greensboro Region)						
3/18/22	vs. No. 9 South Florida	First Round	W	78-66		Columbia, S.C.	
3/20/22	at No. 1 South Carolina	Second Round	L	49-33		Columbia, S.C.	



# WNIT & AIAW HISTORY

## WNIT TOURNAMENT RECORD

6 NCAA appearances, 8-7 overall record, 1 Finals

<b>Record by Round</b>		<b>Record by Location</b>	
First Round	4-2	Ann Arbor, Mich.	1-0
Second Round	1-3	Amarillo, Texas	1-2
Third Round	1-0	Atlanta, Ga.	1-0
Quarterfinals	1-1	Berkeley, Calif.	0-1
Semifinals	1-0	Charlottesville, Va.	0-1
Finals	0-1	Coral Gables, Fla.	4-1
<b>Overall</b>	<b>8-7</b>	Houston, Texas	0-2
		Providence, R.I.	1-0
		<b>Overall</b>	<b>8-7</b>

## WNIT RESULTS (8-7)

### 1989-90\*

3/22/90	vs. Illinois State	First Round	W	85-83	Amarillo, Texas
3/23/90	vs. Kentucky	Second Round	L	80-68	Amarillo, Texas
3/24/90	vs. Charlotte	Quarterfinals	L	82-80	Amarillo, Texas

### 1998-99

3/12/99	at Rice	First Round	L	65-58	Houston, Texas
---------	---------	-------------	---	-------	----------------

### 2001-02

3/13/02	at Georgia Tech	First Round	W	73-64	Atlanta, Ga.
3/16/02	at Houston	Second Round	L	83-76	Houston, Texas

### 2005-06

3/18/06	FIU	First Round	W	95-83	Coral Gables, Fla.
3/22/06	at Virginia	Second Round	L	82-73	Charlottesville, Va.

### 2009-10

3/18/10	FGCU	First Round	W	70-57	Coral Gables, Fla.
3/21/10	Florida	Second Round	W	77-64	Coral Gables, Fla.
3/25/10	North Carolina A&T	Third Round	W	84-77	Coral Gables, Fla.
3/28/10	at Providence	Quarterfinals	W	73-65	Providence, R.I.
3/31/10	at Michigan	Semifinals	W	76-59	Ann Arbor, Mich.
4/3/10	at California	Finals	L	73-61	Berkeley, Calif.

### 2013-14

3/20/14	Stetson	First Round	L	70-63	Coral Gables, Fla.
---------	---------	-------------	---	-------	--------------------

\* Then called the National Women's Invitational Tournament

## AIAW TOURNAMENT RESULTS (0-2)

### 1980-81

3/5/81	at Southern Miss	L	80-75	Hattiesburg, Miss.
--------	------------------	---	-------	--------------------

### 1981-82

3/7/82	vs. Delta State	L	81-66	Tallahassee, Fla.
--------	-----------------	---	-------	-------------------

## NWSAC TOURNAMENT RESULTS (3-0)

### 1990-91 Tournament champions

3/7/91	vs. Stetson	W	98-77	Tallahassee, Fla.
3/8/91	vs. FIU	W	75-55	Tallahassee, Fla.
3/9/91	vs. Florida A&M	W	73-44	Tallahassee, Fla.



# NCAA TOURNAMENT TEAMS



**1988-89 Record: 21-8 (11-1 H, 7-7 A, 3-0 N)**

**Head Coach: Ferne Labati**

**Assistant Coaches: Robin Harmony, Carlos Aldave**

3	Lisa Jones	F	5-9	JR	Miami, Fla. (Florida JC)
12	Elaine Harlow	G	5-5	JR	Cocoa Beach, Fla. (Cocoa Beach)
15	Julie Feicht	G	5-7	FR	East Liverpool, Ohio (Wellsville)
22	Merren Armour	G	5-9	FR	Annnville, Pa. (Annnville)
23	Tanya Wood	F	5-9	SO	Jersey City, N.J. (St. Peter's College)
24	Frances Savage	F	5-9	SO	Ft. Lauderdale, Fla. (Piper)
25	Melissa Edwards	C	6-0	JR	Morrow, Ga. (Morrow)
33	Vicki Bowers	F	5-10	FR	Nevada, Ohio (Upper Sandusky)
34	Chountelle Bullock	F	5-10	JR	Bradenton, Fla. (USF)
41	Sherri Eyer	F	5-10	FR	Hershey, Penn. (Hershey)
42	Jeannie Hebert	G	5-8	FR	North Pole, Alaska (Monroe Catholic)
43	Nanci Clayton	C	6-0	JR	Los Angeles, Calif. (Locke)

**1991-92 Record: 30-2 (17-0 H, 11-1 A, 2-1 N)**

**BIG EAST: 18-0 (Regular Season & Tournament Champions)**

**Head Coach: Ferne Labati**

**Assistant Coaches: Robin Harmony, Dan Olson, Toni Smiley**

14	Mary Tantillo	G	5-5	SO	North Beach, N.J. (Southern Regional)
15	Dellareese Wilson	G	5-9	JR	Miami, Fla. (Norland)
20	Tanya Young	F	5-11	FR	Miami, Fla. (South Miami)
22	Merren Armour	G	5-9	SR	Canberra, Australia (Annnville, Pa.)
23	Ronnie McGarry	F	5-11	SO	W. Swanzey, N.H. (Monadnock Regional)
24	Frances Savage	F	5-9	SR	Ft. Lauderdale, Fla. (Piper)
25	Vicki Plowden	C	6-0	JR	Miami, Fla. (South Miami)
33	Vicki Bowers	F	5-10	SR	Nevada, Ohio (Upper Sandusky)
40	Carla Harris	G	5-9	JR	Miami, Fla. (Norland)
41	Sherri Eyer	F	5-10	SR	Hershey, Pa. (Hershey)
42	Jeannie Hebert	G	5-8	SR	North Pole, Alaska (Monroe Catholic)
43	Galia Maik	F	6-0	SO	Petah-Tikva, Israel (Tel Aviv University)
44	Cami Young	F	6-0	JR	Orlando, Fla. (Valencia CC)

**1992-93 Record: 24-7 (13-3 H, 8-4 A, 2-0 N)**

**BIG EAST: 15-3 (Co-Regular Season & Tournament Champions)**

**Head Coach: Ferne Labati**

**Assistant Coaches: Robin Harmony, Toni Smiley**

**Grad. Asst: Jeannie Hebert**

3	Nickki Mitchell	G	5-6	JR	St. Petersburg, Fla. (Miami-Dade CC South)
12	Holly Rilinger	G	5-4	FR	Waynesboro, Va. (Waynesboro)
14	Mary Tantillo	G	5-6	SR	North Beach, N.J. (Southern Regional)
15	Dellareese Wilson	G	5-9	SR	Miami, Fla. (Norland)
20	Tanya Young	F	5-11	SO	Miami, Fla. (South Miami)
21	Desma Thomas	F	5-11	FR	Miami, Fla. (American)
22	Christine Olson	C	6-4	FR	Seminole, Fla. (Seminole)
23	Ronnie McGarry	F	5-11	JR	W. Swanzey, N.H. (Monadnock Regional)
25	Vicki Plowden	C	6-0	SR	Miami, Fla. (South Miami)
30	Nina Wagner	G	5-5	SO	Horsham, Pa. (Archbishop Wood)
32	Veronica Watson	C	6-3	FR	Pigeon Forge, Tenn. (Sevier County)
33	Mionsha Jones	F	5-11	FR	Miami, Fla. (American)
41	Carla Harris	G	5-9	SR	Miami, Fla. (Norland)
43	Galia Maik	F	6-0	JR	Petah-Tikva, Israel (Tel-Aviv University)
44	Cami Young	F	6-0	JR	Orlando, Fla. (Valencia CC)



# NCAA TOURNAMENT TEAMS

**1997-98 Record: 19-10 (12-1 H, 5-8 A, 2-1 N)**

**BIG EAST: 13-5**

**Head Coach: Ferne Labati**

**Associate Head Coach: Robin Harmony**

**Assistant Coaches: Toni Smiley, Nina Wagner**

3	McChelle Murray	G	5-11	SR	Hollywood, Fla. (Norland)
10	Octavia Blue	F	6-1	SR	Deerfield Beach, Fla. (Davie Nova)
13	Gina Graziani	G	5-8	SO	Pembroke Pines, Fla. (Cooper City)
14	Tessa Iacoboni	G	5-5	SR	Hollidaysburg, Pa. (Hollidaysburg Senior)
20	Shannon Drury	G	5-8	SO	Virginia Beach, Va. (Frank W. Cox)
23	Kym Hope	F/C	6-2	JR	Hollywood, Fla. (McArthur)
24	Dona Nando	G	5-6	FR	Flushing, N.Y. (Cardozo)
31	Cassandra Wimes	G	5-10	JR	Miami, Fla. (Central)
34	Beth Barnhart	G	5-9	JR	Hodgen, Okla. (Moss School)
41	Camilla Östh	F/C	6-2	FR	Sodertalje, Sweden (Sodertalje BBK)
42	Jennifer Jordan	C	6-0	JR	Miami, Fla. (Norland)
53	Saritta Hines	F	5-11	FR	Detroit, Mich. (Martin Luther King)

**2002-03 Record: 18-11 (11-4 H, 5-7 A, 2-2 N)**

**BIG EAST: 8-8**

**Head Coach: Ferne Labati**

**Associate Head Coach: Robin Harmony**

**Assistant Coaches: Geneva Morgan, Nina Wagner**

1	Tatjana Marincic	G/F	6-2	FR	Mississauga, Ontario (T.L. Kennedy)
2	Tamara James	G/F	5-9	FR	Dania, Fla. (South Broward)
3	Melissa Knight	F	5-11	SO	Philadelphia, Pa. (William Penn Charter)
10	Yalonda McCormick	G	5-8	SO	Miami, Fla. (Monsignor Pace)
15	Vera Arsova	F	6-1	JR	STIP, Macedonia (Slavco Stojmiski)
22	Fallon Phanord	G	5-9	SO	Miami, Fla. (Dr. Michael M. Krop)
23	Shaquana Wilkins	F	6-2	JR	Plymouth, Fla. (Winter Park)
25	Meghan Saake	G	5-10	SR	Wellington, Fla. (Wellington)
30	Hutashi Wilson	G	5-6	JR	Toronto, Canada (Michael Power)
34	Alicia Hartlaub	F	6-2	SR	Schaefferstown, Pa. (Elco)
40	Katie Hayek	G	5-9	FR	Lancaster, Pa. (Lancaster Catholic)
53	Chanivia Broussard	F	6-0	JR	Miami, Fla. (Northwestern)

**2003-04 Record: 22-7 (12-2 H, 7-3 A, 3-2 N)**

**BIG EAST: 11-5**

**Head Coach: Ferne Labati**

**Associate Head Coach: Robin Harmony**

**Assistant Coaches: Meghan Burke, Jackie Moore**

00	Amy Audibert	F/C	6-3	FR	Niagara Falls, Ontario (A.N. Myer)
1	Tatjana Marincic	G/F	6-2	SO	Mississauga, Ontario (T.L. Kennedy)
2	Tamara James	G/F	5-9	SO	Dania, Fla. (South Broward)
3	Melissa Knight	F	5-11	JR	Philadelphia, Pa. (William Penn Charter)
5	Imani Dhahabu	F/C	6-1	FR	Vallejo, Calif. (Salesian)
10	Yalonda McCormick	G	5-8	JR	Miami, Fla. (Monsignor Pace)
15	Vera Arsova	F	6-1	SR	STIP, Macedonia (Slavco Stojmiski)
21	Sandra Jansson	G	5-6	FR	Sodertalje, Sweden (Vastergards)
22	Fallon Phanord	G	5-9	JR	Miami, Fla. (Dr. Michael M. Krop)
23	Shaquana Wilkins	F	6-2	SR	Plymouth, Fla. (Winter Park)
30	Hutashi Wilson	G	5-6	SR	Toronto, Canada (Michael Power)
40	Katie Hayek	G	5-9	SO	Lancaster, Pa. (Lancaster Catholic)
53	Chanivia Broussard	F	6-0	SR	Miami, Fla. (Northwestern)

# NCAA TOURNAMENT TEAMS



**2010-11 Record: 28-5 (20-0 H, 6-3 A, 2-2 N)**

**ACC: 12-2 (Regular Season Co-Champions)**

**Head Coach: Katie Meier**

**Assistant Coaches: Darrick Gibbs, Carolyn Kieger, Vernetta Skeete**

1	Riquna Williams	G	5-6	JR	Pahokee, Fla. (Pahokee)
3	Stefanie Yderstrom	G	5-8	SO	Ostertalje, Sweden (Igelstaviken)
12	Krystal Saunders	G	5-8	FR	West Park, Fla. (South Broward)
21	Stephanie Gardner	G	5-7	FR	Glassboro, N.J. (Glassboro)
23	Shanel Williams	G	5-8	SO	Chesapeake, Va. (Indian River)
32	Morgan Stroman	F	6-1	SO	Hopkins, S.C. (Lower Richland)
34	Sylvia Bullock	F	6-2	JR	Anchorage, Alaska (South Anchorage)
42	Shenise Johnson	G	5-11	JR	Henrietta, N.Y. (Rush-Henrietta)
50	Maria Brown	F	6-1	FR	Monroe, La. (Ouchita Parish)
54	Selina Archer	C	6-4	FR	Clermont, Fla. (East Ridge)

**2011-12 Record: 26-6 (16-0 H, 9-5 A, 1-1 N)**

**ACC: 14-2**

**Head Coach: Katie Meier**

**Assistant Coaches: Darrick Gibbs, Carolyn Kieger, Vernetta Skeete**

1	Riquna Williams	G	5-6	SR	Pahokee, Fla. (Pahokee)
3	Stefanie Yderstrom	G	5-8	JR	Ostertalje, Sweden (Igelstaviken)
10	Michelle Woods	G	5-8	FR	Naples, Fla. (Community)
12	Krystal Saunders	G	5-8	SO	West Park, Fla. (South Broward)
15	Tyler Hobgood	F	6-1	FR	Oxford, N.C. (J.F. Webb)
23	Shanel Williams	G	5-8	JR	Chesapeake, Va. (Indian River)
24	Jessica Capers	F	6-2	JR	Gastonia, N.C. (Indian River CC)
32	Morgan Stroman	F	6-1	JR	Hopkins, S.C. (Lower Richland)
33	Suriya McGuire	G	5-11	FR	Minneapolis, Minn. (Roosevelt)
34	Sylvia Bullock	F	6-2	SR	Anchorage, Alaska (South Anchorage)
40	Shawnice Wilson	C	6-6	JR	Pittsburgh, Pa. (Pittsburgh)
42	Shenise Johnson	G	5-11	SR	Henrietta, N.Y. (Rush-Henrietta)
50	Maria Brown	F	6-1	SO	Monroe, La. (Ouchita Parish)
54	Selina Archer	C	6-4	SO	Clermont, Fla. (East Ridge)

**2012-13 Record: 21-11 (15-3 H, 5-7 A, 1-1 N)**

**ACC: 11-7**

**Head Coach: Katie Meier**

**Assistant Coaches: Darrick Gibbs, Carolyn Kieger, Octavia Blue**

1	Caprice Dennis	G	5-9	FR	Detroit, Mich. (Pershing)
3	Stefanie Yderstrom	G	5-8	SR	Ostertalje, Sweden (Igelstaviken)
10	Michelle Woods	G	5-8	SO	Naples, Fla. (Community)
12	Krystal Saunders	G	5-8	SO	West Park, Fla. (South Broward)
20	Keyona Hayes	F	6-1	FR	Marietta, Ga. (St. Francis)
21	Jassany Williams	F	6-2	JR	Davie, Fla. (Auburn)
32	Morgan Stroman	F	6-1	SR	Hopkins, S.C. (Lower Richland)
33	Suriya McGuire	G	5-11	SO	Minneapolis, Minn. (Roosevelt)
40	Shawnice Wilson	C	6-6	SR	Pittsburgh, Pa. (Pittsburgh)
50	Maria Brown	F	6-1	JR	Monroe, La. (Ouchita Parish)



# NCAA TOURNAMENT TEAMS

**2014-15 Record: 20-13 (15-3 H, 2-9 A, 3-1 N)**

**ACC: 8-8**

**Head Coach: Katie Meier**

**Assistant Coaches: Darrick Gibbs, Octavia Blue, Zach Kancher**

0	Keyanna Harris	F	6-0	FR	Riveria Beach, Fla. (William T. Dwyer)
3	Jessica Thomas	G	5-6	SO	Gainesville, Fla. (Buchholz)
5	Nigia Greene	G	5-10	SO	Atlanta, Ga. (St. Francis)
10	Michelle Woods	G	5-8	R-JR	Naples, Fla. (Community)
14	Aisha Edwards	G	5-8	FR	Boca Raton, Fla. (West Boca Raton)
15	Necole Sterling	F	5-10	SR	Los Angeles, Calif. (Gulf Coast State College)
20	Keyona Hayes	F	6-1	JR	Marietta, Ga. (St. Francis)
21	Jassany Williams	F	6-2	R-SR	Davie, Fla. (Auburn)
23	Adrienne Motley	G	5-9	SO	Newport News, Va. (Woodside)
25	Khaila Prather	F	6-1	FR	Upper Marlboro, Md. (Riverdale Baptist)
30	Erykah Davenport	F	6-2	FR	Decatur, Ga. (Tucker)
33	Suriya McGuire	G	5-11	SR	Minneapolis, Minn. (Roosevelt)

**2015-16 Record: 24-9 (13-3 H, 8-3 A, 3-3 N)**

**ACC: 10-6**

**Head Coach: Katie Meier**

**Assistant Coaches: Octavia Blue, Tia Jackson, Fitzroy Anthony**

0	Keyanna Harris	F	6-0	SO	Riveria Beach, Fla. (William T. Dwyer)
1	Laura Cornelius	G	5-8	FR	Groningen, Netherlands (Caland Lyceum)
3	Jessica Thomas	G	5-6	JR	Gainesville, Fla. (Buchholz)
5	Nigia Greene	G	5-10	JR	Atlanta, Ga. (St. Francis)
10	Michelle Woods	G	5-8	R-SR	Naples, Fla. (Community)
20	Keyona Hayes	F	6-1	R-JR	Marietta, Ga. (St. Francis)
21	Emese Hof	F/C	6-3	FR	Utrecht, Netherlands (Caland Lyceum)
22	Zada Williams	F/C	6-2	FR	Babson Park, Fla. (Lake Wales)
23	Adrienne Motley	G	5-9	JR	Newport News, Va. (Woodside)
25	Khaila Prather	F	6-1	SO	Upper Marlboro, Md. (Riverdale Baptist)
30	Erykah Davenport	F/C	6-2	SO	Decatur, Ga. (Tucker)

**2016-17 Record: 24-9 (14-2 H, 7-5 A, 3-2 N)**

**ACC: 10-6**

**Head Coach: Katie Meier**

**Assistant Coaches: Octavia Blue, Tia Jackson, Fitzroy Anthony**

0	Keyanna Harris	F	6-0	JR	Riveria Beach, Fla. (William T. Dwyer)
1	Laura Cornelius	G	5-8	SO	Groningen, Netherlands (Caland Lyceum)
3	Jessica Thomas	G	5-6	SR	Gainesville, Fla. (Buchholz)
4	Shaneese Bailey	G/F	5-9	R-JR	Callahan, Fla. (Florida Atlantic)
5	Nigia Greene	G	5-10	SR	Atlanta, Ga. (St. Francis)
12	Sarah Mortensen	G/F	6-1	FR	Copenhagen, Denmark (Long Island Lutheran [N.Y.]
15	Neydja Petithomme	G	5-8	JR	Boca Raton, Fla. (Auburn)
20	Keyona Hayes	F	6-1	R-SR	Marietta, Ga. (St. Francis)
21	Emese Hof	F/C	6-3	SO	Utrecht, Netherlands (Caland Lyceum)
22	Zada Williams	F/C	6-2	SO	Babson Park, Fla. (Lake Wales)
23	Adrienne Motley	G	5-9	SR	Newport News, Va. (Woodside)
25	Khaila Prather	F	6-1	JR	Upper Marlboro, Md. (Riverdale Baptist)
30	Erykah Davenport	F/C	6-2	JR	Decatur, Ga. (Tucker)
51	Serena-Lynn Geldof	C	6-6	FR	Ostend, Belgium (KA Redingehof Leuven)

# NCAA TOURNAMENT TEAMS



**2017-18 Record: 21-11 (13-5 H, 5-4 A, 3-2 N)**

**ACC: 10-6**

**Head Coach: Katie Meier**

**Assistant Coaches: Octavia Blue, Tia Jackson, Fitzroy Anthony**

0	Keyanna Harris	F	6-0	SR	Riveria Beach, Fla. (William T. Dwyer)
1	Laura Cornelius	G	5-8	JR	Groningen, Netherlands (Caland Lyceum)
3	Endia Banks	G	5-9	FR	Duluth, Ga. (Duluth)
4	Shaneese Bailey	G/F	5-9	R-SR	Callahan, Fla. (Florida Atlantic)
5	Mykea Gray	G	5-4	FR	Upper Marlboro, Md. (National Christian Academy)
12	Sarah Mortensen	G/F	6-1	SO	Copenhagen, Denmark (Long Island Lutheran [N.Y.]
13	Taylor Mason	G	5-9	FR	Decatur, Ga. (Norcross)
15	Neydja Petithomme	G	5-8	SR	Boca Raton, Fla. (Auburn)
20	Kelsey Marshall	G	5-9	FR	Davie, Fla. (Miami Country Day School)
21	Emese Hof	F/C	6-3	JR	Utrecht, Netherlands (Caland Lyceum)
23	Rebecca Ripley	G/F	6-0	FR	Stratham, N.H. (New Hampton School)
25	Khaila Prather	F	6-1	SR	Upper Marlboro, Md. (Riverdale Baptist)
30	Erykah Davenport	F/C	6-2	SR	Decatur, Ga. (Tucker)
32	Beatrice Mompremier	F	6-4	JR	Miami, Fla. (Baylor)
51	Serena-Lynn Geldof	C	6-6	SO	Ostend, Belgium (KA Redingehof Leuven)

**2018-19 Record: 25-9 (17-3 H, 6-5 A, 2-1 N)**

**ACC: 12-4**

**Head Coach: Katie Meier**

**Assistant Coaches: Octavia Blue, Tia Jackson, Fitzroy Anthony**

1	Laura Cornelius	G	5-8	JR	Groningen, Netherlands (Caland Lyceum)
3	Endia Banks	G	5-9	FR	Duluth, Ga. (Duluth)
5	Mykea Gray	G	5-4	FR	Upper Marlboro, Md. (National Christian Academy)
12	Sarah Mortensen	G/F	6-1	SO	Copenhagen, Denmark (Long Island Lutheran [N.Y.]
13	Taylor Mason	G	5-9	FR	Decatur, Ga. (Norcross)
15	Jamir Huston	F	6-0	FR	Cleveland, Ohio (John Hay)
20	Kelsey Marshall	G	5-9	FR	Davie, Fla. (Miami Country Day School)
21	Emese Hof	F/C	6-3	JR	Utrecht, Netherlands (Caland Lyceum)
23	Rebecca Ripley	G/F	6-0	FR	Stratham, N.H. (New Hampton School)
25	Khaila Prather	F	6-1	SR	Upper Marlboro, Md. (Riverdale Baptist)
32	Beatrice Mompremier	F	6-4	JR	Miami, Fla. (Baylor)
33	Destiny Harden	F	6-0	SO	Chicago, Ill. (West Virginia)

**2021-22 Record: 21-13 (12-4 H, 5-6 A, 4-3 N)**

**ACC: 10-8**

**Head Coach: Katie Meier**

**Associate Head Coach: Fitzroy Anthony**

**Assistant Coaches: Beth Dunkenberger, Shenise Johnson**

0	Kenza Salgues	G	5-9	JR	Montpellier, France (INSEP)
1	Moulayna Johnson Sidi Baba	G/F	6-1	JR	Stockholm, Sweden (Solna Gymnasium)
3	Destiny Harden	F	6-0	R-SR	Chicago, Ill. (West Virginia)
4	Jasmyne Roberts	G	5-10	FR	Jacksonville, Fla. (Bishop Kenny)
5	Mykea Gray	G	5-4	SR	Upper Marlboro, Md. (National Christian Academy)
12	Ja'Leah Williams	G	5-9	FR	Pompano Beach, Fla. (Blanche Ely)
13	Lashae Dwyer	G	5-6	FR	Toronto, Ontario, Canada (Webb School)
20	Kelsey Marshall	G	5-9	GR	Davie, Fla. (Miami Country Day School)
21	Lola Pendande	F	6-4	JR	Almeria, Spain (Utah)
22	Chiso Okafor	F	6-1	FR	Mataró, Spain (IES Llavaneres)
23	Paula Fraile Ruiz	F	6-4	SO	Barcelona, Spain (Insitut Joaquim Blume)
25	Karla Erjavec	G	5-10	SR	Zagreb, Croatia (Wyoming)
33	Maeva Djaldi-Tabdi	F	6-4	GR	Paris, France (Syracuse)
35	Naomi Mbandu	F	6-2	SR	Amiens, France (Gulf Coast State)



## WNIT TEAMS

**1989-90 Record: 25-6 (13-1 H, 8-1 A, 4-4 N)**

**Head Coach: Ferne Labati**

**Assistant Coaches: Robin Harmony, Tim Rapant, Toni Smiley**

3	Lisa Jones	F	5-9	SR	Miami, Fla. (Florida JC)
12	Elaine Harlow	G	5-5	SR	Cocoa Beach, Fla. (Cocoa Beach)
14	Christi Johnson	G	5-5	SO	Chattanooga, Tenn. (Southridge [Fla.])
22	Merren Armour	G	5-9	SO	Annnville, Pa. (Annnville)
23	Tanya Wood	F	5-9	JR	Jersey City, N.J. (St. Peter's College)
24	Frances Savage	F	5-9	JR	Ft. Lauderdale, Fla. (Piper)
32	Margaret Farley	G/F	5-10	FR	Belle Glade, Fla. (Glades Central Community)
33	Vicki Bowers	F	5-10	SO	Nevada, Ohio (Upper Sandusky)
35	Belinda Kuneczt	C	6-4	FR	Peru, Ind. (Maconaquah)
41	Sherri Eyer	F	5-10	SO	Hershey, Penn. (Hershey)
42	Jeannie Hebert	G	5-8	SO	North Pole, Alaska (Monroe Catholic)
43	Nanci Clayton	C	6-0	SR	Los Angeles, Calif. (Locke)

**1998-99 Record: 15-14 (10-4 H, 4-10 A, 1-0 N)**

**BIG EAST: 9-9**

**Head Coach: Ferne Labati**

**Assistant Coaches: Robin Harmony, Dan Olson, Toni Smiley**

4	Rachel Oates	G	5-4	SO	Plantation, Fla. (Dade Christian)
5	Sheila James	G	5-3	FR	Rubonia, Fla. (Palmetto)
10	Bianca Rosales	G	5-9	SO	Miami, Fla. (Holy Cross)
13	Gina Graziani	G	5-8	JR	Pembroke Pines, Fla. (Cooper City)
20	Shannon Drury	G	5-8	JR	Virginia Beach, Va. (Frank W. Cox)
23	Kym Hope	F/C	6-2	SR	Hollywood, Fla. (McArthur)
24	Dona Nando	G	5-6	SO	Flushing, N.Y. (Cardozo)
30	Toni Williams	F/C	6-4	FR	LaBelle, Fla. (LaBelle)
31	Cassandra Wimes	G	5-10	SR	Miami, Fla. (Central)
33	Kathryn Fowler	F	6-0	FR	New York, N.Y. (Christ the King)
34	Beth Barnhart	G	5-9	SR	Hodgen, Okla. (Moss School)
41	Camilla Östh	F/C	6-2	SO	Sodertalje, Sweden (Sodertalje BBK)
42	Jennifer Jordan	C	6-0	SR	Miami, Fla. (Norland)
45	Martha Bodley	C	6-3	FR	St. Croix, U.S.V.I. (St. Croix Educational)
52	Christal White	F	5-11	FR	Pittsburgh, Pa. (Mt. Alvernia)

**2001-02 Record: 19-12 (12-3 H, 5-8 A, 2-1 N)**

**BIG EAST: 10-6**

**Head Coach: Ferne Labati**

**Associate Head Coach: Robin Harmony**

**Assistant Coaches: Geneva Morgan, Nina Wagner**

3	Melissa Knight	F	5-11	FR	Philadelphia, Pa. (William Penn Charter)
5	Sheila James	G	5-5	SR	Orlando, Fla. (Palmetto)
10	Yalonda McCormick	G	5-8	FR	Miami, Fla. (Monsignor Pace)
14	Yolanda Whigham	G	5-8	FR	Plant City, Fla. (Plant City)
15	Vera Arsova	F	6-1	FR	STIP, Macedonia (Slavco Stojmenski)
21	Amanda Papuga	G	5-10	JR	Oak Brook, Ill. (Lyons Township)
22	Fallon Phanord	G	5-9	FR	Miami, Fla. (Dr. Michael M. Krop)
23	Shaquana Wilkins	F	6-2	SO	Plymouth, Fla. (Winter Park)
25	Meghan Saake	G	5-10	JR	Wellington, Fla. (Wellington)
30	Hutashi Wilson	G	5-6	SO	Toronto, Canada (Michael Power)
33	Kathryn Fowler	F	6-0	SR	New York, N.Y. (Christ the King)
34	Alicia Hartlaub	F	6-2	JR	Schaefferstown, Pa. (Elco)
45	Martha Bodley	C	6-3	SR	St. Croix, U.S.V.I. (St. Croix Educational)
53	Chaniviva Broussard	F	6-0	SO	Miami, Fla. (Northwestern)

# WNIT TEAMS



**2005-06 Record: 17-13 (13-5 H, 4-6 A, 0-2 N)**

**ACC: 6-8**

**Head Coach: Katie Meier**

**Assistant Coaches: Darrick Gibbs, Angie Hembree, Tombi Bell**

00	Amy Audibert	F/C	6-3	JR	Niagara Falls, Ont., Canada (A.N. Myer)
1	Tatjana Marincic	G/F	6-1	SR	Mississauga, Ont., Canada (T.L. Kennedy)
2	Tamara James	G/F	5-9	SR	Dania, Fla. (South Broward)
3	Melissa Knight	F	5-11	SR	Philadelphia, Pa. (William Penn Charter)
4	Lamese James	G/F	6-0	SO	Hollywood, Fla. (South Broward)
5	Imani Dhahabu	F/C	6-1	JR	Vallejo, Calif. (Salesian)
20	Albrey Grimsley	G	5-9	SO	Fort Pierce, Fla. (Centennial)
21	Renee Taylor	G	5-2	JR	Harlem, N.Y. (Monroe CC)
23	LaToya Cunningham	G	5-6	FR	Vallejo, Calif. (La Jolla Country Day)
30	Selena Eskinazi-Budge	G	5-9	SO	Beachwood, Ohio (Beachwood)
32	Brittany Denson	C	6-3	FR	Winter Haven, Fla. (Winter Haven)
33	Marianne Curtis	G	5-8	SO	Miami, Fla. (Palmetto)
40	Katie Hayek	G	5-9	SR	Lancaster, Pa. (Lancaster Catholic)

**2009-10 Record: 22-14 (13-6 H, 9-7 A, 0-1 N)**

**ACC: 4-10**

**Head Coach: Katie Meier**

**Assistant Coaches: Darrick Gibbs, Carolyn Kieger, Lonnette Hall**

1	Riquna Williams	G	5-6	SO	Pahokee, Fla. (Pahokee)
3	Stefanie Yderstrom	G	5-8	FR	Ostertalje, Sweden (Igelstaviken)
13	Hannah Shaw	C	6-4	FR	Nottingham, England (Beckett School)
14	Charmaine Clark	G/F	5-11	SR	Hinesville, Ga. (Bradwell Institute)
23	Shanel Williams	G	5-8	FR	Chesapeake, Va. (Indian River)
31	Lee Anna Osei	G	5-3	FR	Toronto, Ont., Canada (Commerce)
32	Morgan Stroman	F	6-1	FR	Hopkins, S.C. (Lower Richland)
33	Diane Barnes	F	6-2	SR	Lakeland, Fla. (Trinity Valley CC)
34	Sylvia Bullock	F	6-2	SO	Anchorage, Alaska (South Anchorage)
42	Shenise Johnson	G	5-11	SO	Henrietta, N.Y. (Rush-Henrietta)

**2013-14 Record: 16-15 (10-9 H, 6-5 A, 0-1 N)**

**ACC: 8-8**

**Head Coach: Katie Meier**

**Assistant Coaches: Darrick Gibbs, Carolyn Kieger, Octavia Blue**

1	Caprice Dennis	G	5-9	SO	Detroit, Mich. (Pershing)
3	Jessica Thomas	G	5-6	FR	Gainesville, Fla. (Buchholz)
5	Nigia Greene	G	5-10	FR	Atlanta, Ga. (St. Francis)
10	Michelle Woods	G	5-8	JR	Naples, Fla. (Community)
13	Tara Scwhitter	G	5-7	SR	Oradell, N.J. (Immaculate Heart Academy)
12	Krystal Saunders	G	5-8	SR	West Park, Fla. (South Broward)
15	Necole Sterling	F	5-10	JR	Los Angeles, Calif. (Gulf Coast State College)
20	Keyona Hayes	F	6-1	SO	Marietta, Ga. (St. Francis)
21	Jassany Williams	F	6-2	R-JR	Davie, Fla. (Auburn)
33	Suriya McGuire	G	5-11	JR	Minneapolis, Minn. (Rosevelt)
23	Adrienne Motley	G	5-9	FR	Newport News, Va. (Woodside)
50	Maria Brown	F	6-1	SR	Monroe, La. (Ouachita Parish)



# HURRICANES IN THE POLLS

## 1984-85

Date	AP	USA Today	Record
Jan. 6	20		11-3
Jan. 13	20		13-3

## 1991-92

Date	AP	USA Today	Record
Dec. 22	25		5-1
Jan. 5	25		9-1
Jan. 12	19		12-1
Jan. 19	14		14-1
Jan. 26	12		16-1
Feb. 2	9		18-1
Feb. 9	8		20-1
Feb. 16	8		21-1
Feb. 23	8		23-1
Mar. 1	7		25-1
Mar. 8	6		27-1
Mar. 15	6		30-2

## 1992-93

Date	AP	USA Today	Record
Nov. 24*	20		0-0
Dec. 8	18		1-0
Dec. 15	16		2-0
Dec. 22	20		3-1
Dec. 29	22		5-1
Mar. 9	24		23-6
Mar. 16	20		23-6

## 2003-04

Date	AP	USA Today	Record
Jan. 5	25		12-0
Jan. 12	21		13-1
Jan. 19	18		16-1
Jan. 26	17		17-1
Feb. 2	22		17-4
Feb. 16	22		19-4
Feb. 23	21		21-4

## 2010-11

Date	AP	USA Today	Record
Jan. 12	22	25	16-1
Jan. 17	17	22	18-1
Jan. 24	16	22	18-1
Jan. 31	18	21	20-2
Feb. 7	20	21	20-3
Feb. 14	13	16	22-3
Feb. 21	12	14	23-3
Feb. 28	10	10	26-3
Mar. 7	11	10	27-4
Final		16	28-5

## 2011-12

Date	AP	USA Today	Record
Oct. 29	7	7	0-0
Nov. 14	7	7	1-0
Nov. 21	9	9	2-1
Nov. 28	9	9	5-1
Dec. 5	9	9	7-1
Dec. 12	7	8	8-1
Dec. 19	7	7	9-1

Dec. 26	12	10	9-2
Jan. 2	12	13	11-2
Jan. 9	13	11	12-3
Jan. 16	11	10	15-3
Jan. 23	10	8	16-3
Jan. 30	7	7	19-3
Feb. 6	6	6	20-3
Feb. 13	6	6	22-3
Feb. 20	5	5	24-3
Feb. 27	7	7	25-4
Mar. 5	8	9	25-5
Mar. 12	8	9	25-5
Final		11	26-6

## 2012-13

Date	AP	USA Today	Record
Oct. 24	24		0-0
Nov. 12	23		1-0
Dec. 3	23		5-1
Dec. 10	21		7-1
Jan. 7	24		12-2
Jan. 14	25		12-4
Jan. 21	23		13-5

## 2015-16

Date	AP	USA Today	Record
Dec. 8		22	10-0
Dec. 15	23	21	10-0
Dec. 22	23	20	11-1
Dec. 28	22	20	12-1
Jan. 11	21	20	15-2
Jan. 18	16	16	17-2
Jan. 25	17	17	17-3
Feb. 1	16	20	18-3
Feb. 8	19	17	20-4
Feb. 15	18	17	21-5
Feb. 22	17	17	22-5
Feb. 29	21	21	22-7
Mar. 7	20	19	24-8
Mar. 14	19	19	24-8
Final		24	24-9

## 2016-17

Date	AP	USA Today	Record
Nov. 4	14	20	0-0
Nov. 14	22	22	1-1
Nov. 21	21	22	3-1
Nov. 28	18	16	5-1
Dec. 5	14	13	7-1
Dec. 12	13	12	8-1
Dec. 19	11	11	9-1
Dec. 26	11	11	11-1
Jan. 2	14	14	11-2
Jan. 9	14	14	13-3
Jan. 16	14	14	14-4
Jan. 23	17	17	14-5
Jan. 30	16	16	16-5
Feb. 6	16	17	17-5
Feb. 13	16	17	19-6
Feb. 20	17	17	19-7
Feb. 27	16	16	21-7
Mar. 6	16	16	23-8
Mar. 13	16	16	23-8
Final		19	24-9



# HURRICANES IN THE POLLS



## 2017-18

Date	AP	USA Today	Record
Oct. 26		24	0-0

## 2018-19

Date	AP	USA Today	Record
Oct. 31	25	24	0-0
Nov. 12	24		3-0
Nov. 19	24	22	4-1
Nov. 26	21	20	6-1
Dec. 3	25	23	7-2
Dec. 10	24	22	8-2
Dec. 17	24	23	9-2
Dec. 24	24	23	11-2
Jan. 7		23	14-3
Jan. 21		23	16-4
Jan. 28		23	18-4
Feb. 4	25	25	19-5
Feb. 11	20	20	21-5
Feb. 18	14	14	22-5
Feb. 25	15	16	23-6
Mar. 4	16	15	24-7
Mar. 11	19	16	24-8
Mar. 18	19	15	24-8
Final		20	25-9

## 2019-20

Date	AP	USA Today	Record
Oct. 30	18	19	0-0
Nov. 11	17	-	1-0
Nov. 18	16	17	3-0
Nov. 25	19	18	4-1
Dec. 2	21	22	5-2
Dec. 23	24	-	8-3



# HURRICANE HONORS

## NATIONAL ACCOLADES

### NATIONAL PLAYER OF THE YEAR

Name	Organization	Year
Frances Savage	Sports Illustrated	1991-92

### ALL-AMERICANS

Name	Organization	Team	Year
Maria Rivera	Kodak/WBCA	Hon. Mention	1987-88
Frances Savage	Kodak/WBCA	Hon. Mention	1990-91
Frances Savage	AP	Second	1990-91
Jeannie Hebert	WBBY	Hon. Mention	1991-92
Vicki Plowden	WBBY	Hon. Mention	1991-92
Frances Savage	Kodak/WBCA	First	1991-92
Vicki Plowden	Kodak/WBCA	Hon. Mention	1992-93
Octavia Blue	Kodak/WBCA	Hon. Mention	1997-98
Octavia Blue	WBNS	Third	1997-98
Tamara James	Kodak/WBCA	Hon. Mention	2002-03
Tamara James	AP	Hon. Mention	2002-03
Tamara James	Full Court Press	Hon. Mention	2003-04
Tamara James	Kodak/WBCA	Hon. Mention	2004-05
Tamara James	AP	Hon. Mention	2004-05
Tamara James	WBNS	Second	2005-06
Tamara James	Full Court Press	Third	2005-06
Tamara James	AP	Hon. Mention	2005-06
Tamara James	Kodak/WBCA	Hon. Mention	2005-06
Shenise Johnson	State Farm/WBCA	First	2010-11
Shenise Johnson	USBWA	First	2010-11
Shenise Johnson	Full Court Press	Second	2010-11
Shenise Johnson	AP	Third	2010-11
Riquana Williams	AP	Hon. Mention	2010-11
Shenise Johnson	WBCA	First	2011-12
Shenise Johnson	USBWA	First	2011-12
Shenise Johnson	NetScouts	First	2011-12
Shenise Johnson	CSM	First	2011-12
Shenise Johnson	AP	Second	2011-12
Riquana Williams	AP	Third	2011-12
Adrienne Motley	WBCA	Hon. Mention	2015-16
Beatrice Mompremier	AP/WBCA	Hon. Mention	2018-19
Beatrice Mompremier	AP/WBCA	Hon. Mention	2019-20

AP—Associated Press  
 CSM—College Sports Madness  
 S&S—Street & Smith's  
 WBBY—Women's Basketball Yearbook  
 WBCA—Women's Basketball Coaches Association  
 WBNS—Women's Basketball News Service  
 USBWA—United States Basketball Writers Association

### PRESEASON ALL-AMERICANS

Name	Org.	Team	Year
Frances Savage	S&S	Hon. Mention	1989-90
Jeannie Hebert	S&S	Hon. Mention	1991-92
Frances Savage	WBBY	Hon. Mention	1991-92
Tamara James	S&S	Hon. Mention	2003-04
Shenise Johnson	AP	First	2011-12
Adrienne Motley	CSM	Fourth	2016-17
Beatrice Mompremier	AP	First	2019-20

### FRESHMAN ALL-AMERICANS

Name	Org.	Year
Maria Rivera	WBBY	1983-84
Joani Bowles	WBBY	1989-90
Jeannie Hebert	WBBY	1988-89
Ronnie McGary	WBBY	1990-91

## ACC AWARDS

### PLAYER OF THE YEAR

Name	Year
Shenise Johnson	2010-11

### PRESEASON PLAYER OF THE YEAR

Name	Year
Shenise Johnson	2011-12
Beatrice Mompremier	2019-20

### MOST IMPROVED PLAYER

Name	Year
Emese Hof	2018-19

## BIG EAST CONFERENCE AWARDS

### PLAYER OF THE YEAR

Name	Year
Frances Savage	1991-92

### PRESEASON PLAYER OF THE YEAR

Name	Year
Vicki Plowden	1992-93

### DEFENSIVE PLAYER OF THE YEAR

Name	Year
Meghan Saake	2001-02

### FRESHMAN OF THE YEAR

Name	Year
Holly Rilinger	1992-93

### MOST IMPROVED PLAYER

Name	Year
Frances Savage	1991-92
Kym Hope	1997-98

## ALL-ACC TEAMS

### ALL-ACC

Name	Team	Year
Tamara James	First	2004-05
Tamara James	First	2005-06
Renee Taylor	Hon. Mention	2005-06
Renee Taylor	Second	2006-07
Maurita Reid	Hon. Mention	2007-08
Shenise Johnson	Hon. Mention	2008-09
Shenise Johnson	First	2009-10
Riquana Williams	Second	2009-10
Shenise Johnson	First	2010-11
Riquana Williams	First	2010-11
Morgan Stroman	Third	2010-11
Shenise Johnson	First	2011-12
Riquana Williams	First	2011-12
Stefanie Yderstrom	Third	2011-12
Morgan Stroman	First (BRP, HC)	2012-13
Stefanie Yderstrom	First (HC)	2012-13
Adrienne Motley	First (BRP, HC)	2014-15
Adrienne Motley	First (BRP, HC)	2015-16
Adrienne Motley	Second (BRP, HC)	2016-17
Jessica Thomas	Second (BRP, HC)	2016-17
Erykah Davenport	Second (BRP, HC)	2017-18
Emese Hof	First (BRP, HC)	2018-19

# HURRICANE HONORS



Beatrice Mompremier	First (BRP, HC)	2018-19
Kelsey Marshall	Hon. Mention (BRP, HC)	2021-22

The Blue Ribbon Panel (BRP) and ACC Coaches (HC) began selecting separate teams in 2012-13

## PRESEASON ALL-ACC

Name	Year
Tamara James	2004-05
Tamara James	2005-06
Shenise Johnson	2010-11
Shenise Johnson	2011-12
Riquna Williams	2011-12
Stefanie Yderstrom (BRP, HC)	2012-13
Adrienne Motley (BRP, HC)	2015-16
Adrienne Motley (BRP, HC)	2016-17
Beatrice Mompremier (BRP, HC)	2019-20

## ALL-ACC DEFENSIVE TEAM

Name	Year
Maurita Reid	2007-08
Shenise Johnson	2009-10
Shenise Johnson	2010-11
Shenise Johnson	2011-12
Morgan Stroman	2012-13
Emese Hof	2018-19
Mykea Gray	2019-20

## ACC ALL-FRESHMAN TEAM

Name	Team	Year
Shenise Johnson	First	2008-09
Adrienne Motley	First (BRP, HC)	2013-14
Mykea Gray	First (BRP, HC)	2017-18
Kelsey Marshall	First (BRP)	2017-18
Ja'Leah Williams	First (BRP)	2021-22

## PAST ALL-CONFERENCE TEAMS

### PAST ALL-CONFERENCE

Name	Conference	Team	Year
Jill Poorman	FSAC	First	1979-80
Sylvia Wilson	FSAC	First	1979-80
Dottie Richardson	FSAC	First	1980-81
Sylvia Wilson	FSAC	First	1980-81
Joani Bowles	FSAC	Second	1983-84
Cordelia Fulmore	FSAC	First	1983-84
Vicki Plowden	NSWAC	First	1990-91
Jeannie Hebert	NSWAC	Second	1990-91
Jeannie Hebert	BIG EAST	Second	1991-92
Frances Savage	BIG EAST	First	1991-92
Vicki Plowden	BIG EAST	First	1991-92
Vicki Plowden	BIG EAST	First	1992-93
Holly Ringer	BIG EAST	Third	1992-93
Della Wilson	BIG EAST	Second	1992-93
Desma Thomas	BIG EAST	Third	1993-94
Octavia Blue	BIG EAST	Third	1995-96
Octavia Blue	BIG EAST	Third	1996-97
Desma Thomas	BIG EAST	Third	1996-97
Octavia Blue	BIG EAST	First	1997-98
Kym Hope	BIG EAST	First	1997-98
Kym Hope	BIG EAST	First	1998-99
Jennifer Jordan	BIG EAST	Third	1998-99
Chanivia Broussard	BIG EAST	Second	2001-02
Meghan Saake	BIG EAST	HM	2001-02
Tamara James	BIG EAST	Second	2002-03

Chanivia Broussard	BIG EAST	Third	2003-04
Tamara James	BIG EAST	First	2003-04
Yalonda McCormick	BIG EAST	HM	2003-04

FSAC—Florida State Athletic Conference (AIAW)

NSWAC—New South Women's Athletic Conference

## PAST PRESEASON ALL-CONFERENCE

Name	Conference	Team	Year
Frances Savage	BIG EAST	First	1991-92
Vicki Plowden	BIG EAST	First	1992-93
Desma Thomas	BIG EAST	Second	1994-95
Octavia Blue	BIG EAST	Second	1995-96
Octavia Blue	BIG EAST	Second	1996-97
Octavia Blue	BIG EAST	First	1997-98
Kym Hope	BIG EAST	First	1997-98
Chanivia Broussard	BIG EAST	First	2002-03
Tamara James	BIG EAST	First	2003-04

## PAST PRESEASON CONFERENCE ALL-FRESHMAN TEAM

Name	Conference	Team	Year
Holly Rlinger	BIG EAST	Second	1992-93
Veronica Watson	BIG EAST	First	1992-93
Jill Henne	BIG EAST	Second	1993-94
Octavia Blue	BIG EAST	First	1994-95
Chanivia Broussard	BIG EAST	First	2000-01
Tamara James	BIG EAST	First	2002-03

## CONFERENCE LEADERS

### ACC

Name	Category	Year
Tamara James	Scoring	2004-05
Tamara James	Scoring	2005-06
Renee Taylor	Scoring	2006-07
Riquna Williams	Scoring	2010-11
Mykea Gray	Steals	2019-20

### BIG EAST

Name	Category	Year
Frances Savage	Rebounding	1991-92
Jeannie Hebert	Assists	1991-92
Gina Graziani	Assists	1996-97
Desma Thomas	3-Pointers	1996-97
Gina Graziani	Assists	1997-98
Kym Hope	Rebounding	1997-98
Gina Graziani	Assists	1999-00
Tamara James	Scoring	2002-03

## ACC ACADEMIC HONORS

### ALL-ACC ACADEMIC TEAM

Name	Year
Tatjana Marincic	2004-05
Tatjana Marincic	2005-06
Amy Audibert	2006-07
Epiphany Woodson	2007-08
Morgan Stroman	2009-10
Stefanie Yderstrom	2010-11
Stefanie Yderstrom	2011-12
Stefanie Yderstrom	2012-13
Adrienne Motley	2013-14
Jassany Williams	2014-15
Emese Hof	2015-16
Jessica Thomas	2015-16



# HURRICANE HONORS

Laura Cornelius	2016-17
Emese Hof	2016-17
Jessica Thomas	2016-17
Endia Banks	2017-18
Emese Hof	2017-18
Kelsey Marshall	2017-18
Emese Hof	2018-19
Laura Cornelius	2018-19
Destiny Harden	2020-21
Kelsey Marshall	2020-21
Destiny Harden	2021-22
Kelsey Marshall	2021-22
Ja'Leah Williams	2021-22

## ACC HONOR ROLL

<i>Name</i>	<i>Year</i>
Amy Audibert	2004-05
Marianne Curtis	2004-05
Selena Eskinazi	2004-05
Tatjana Marincic	2004-05
Marianne Curtis	2005-06
Amy Audibert	2006-07
Marianne Curtis	2006-07
Briyana Blair	2007-08
LaToya Drake	2007-08
Damisha Moore	2007-08
Vitalia Vasconiante	2007-08
Epiphany Woodson	2007-08
LaToya Cunningham	2008-09
LaToya Drake	2008-09
Sylvia Bullock	2010-11
Stefanie Yderstrom	2010-11
Stefanie Yderstrom	2011-12
Morgan Stroman	2012-13
Jassany Williams	2012-13
Stefanie Yderstrom	2012-13
Shawnice Wilson	2012-13
Krystal Saunders	2013-14
Jessica Thomas	2013-14
Jassany Williams	2013-14
Keyona Hayes	2014-15
Jassany Williams	2014-15
Laura Cornelius	2015-16
Erykah Davenport	2015-16
Emese Hof	2015-16
Khaila Prather	2015-16
Laura Cornelius	2016-17
Serena Lynn-Geldof	2016-17
Keyanna Harris	2016-17
Keyona Hayes	2016-17
Emese Hof	2016-17
Sarah Mortensen	2016-17
Adrienne Motley	2016-17
Jessica Thomas	2016-17
Shaneese Bailey	2017-18
Endia Banks	2017-18
Laura Cornelius	2017-18
Keyanna Harris	2017-18
Emese Hof	2017-18
Kelsey Marshall	2017-18
Sarah Mortensen	2017-18
Khaila Prather	2017-18
Laura Cornelius	2018-19
Emese Hof	2018-19

Kelsey Marshall	2018-19
Sarah Mortensen	2018-19
Khaila Prather	2018-19
Destiny Harden	2019-20
Jamir Huston	2019-20
Moulayna Johnson Sidi Baba	2019-20
Kelsey Marshall	2019-20
Taylor Mason	2019-20
Beatrice Mompremier	2019-20
Kenza Salgues	2019-20
Paula Fraile Ruiz	2020-21
Moulayna Johnson Sidi Baba	2020-21
Kelsey Marshall	2020-21
Taylor Mason	2020-21
Kenza Salgues	2020-21
Karla Erjavec	2021-22
Paula Fraile Ruiz	2021-22
Destiny Harden	2021-22
Kelsey Marshall	2021-22
Jasmyne Roberts	2021-22
Ja'Leah Williams	2021-22

## ALL-TOURNAMENT TEAMS

### NCAA TOURNAMENT

<i>Name</i>	<i>Region</i>	<i>Year</i>
Vicki Plowden	East	1991-92

### WNIT

<i>Name</i>	<i>Year</i>
Frances Savage	1989-90
Shenise Johnson	2009-10
Riquna Williams	2009-10

### ACC TOURNAMENT

<i>Name</i>	<i>Team</i>	<i>Year</i>
Tamara James	Second	2004-05
Shenise Johnson	First	2010-11
Riquna Williams	Second	2010-11
Shawnice Wilson	Second	2011-12
Jessica Thomas	Second	2015-16
Keyona Hayes	Second	2016-17
Kelsey Marshall	First	2021-22
Destiny Harden	First	2021-22

### BIG EAST TOURNAMENT

<i>Name</i>	<i>Year</i>
Jeannie Hebert	1991-92
Vicki Plowden	1991-92
Frances Savage (MVP)	1991-92
Carla Harris	1992-93
Vicki Plowden	1992-93
Holly Riling	1992-93
Desma Thomas	1996-97
Kym Hope	1997-98
Tamara James	2002-03

### NSWAC TOURNAMENT

<i>Name</i>	<i>Year</i>
Jeannie Hebert (MVP)	1990-91
Vicki Plowden	1990-91

# HURRICANE HONORS



## ACC WEEKLY AWARDS

### PLAYER OF THE WEEK

Name	Date	Year
Tamara James	1/3	2004-05
Tamara James	2/7	2004-05
Tamara James	2/14	2004-05
Tamara James	12/5	2005-06
Renee Taylor	11/20	2006-07
Riquna Williams	11/16	2009-10
Riquna Williams	1/11	2009-10
Shenise Johnson	2/8	2009-10
Riquna Williams	12/13	2010-11
Riquna Williams	12/27	2010-11
Shenise Johnson	1/3	2010-11
Riquna Williams	1/17	2010-11
Riquna Williams	1/31	2010-11
Shenise Johnson	2/14	2010-11
Shenise Johnson	2/21	2010-11
Shenise Johnson	11/28	2011-12
Riquna Williams	12/12	2011-12
Morgan Stroman	2/11	2012-13
Shawnice Wilson	3/4	2012-13
Adrienne Motley	1/12	2014-15
Beatrice Mompremier	1/7	2018-19
Beatrice Mompremier	1/21	2018-19
Beatrice Mompremier	2/11	2018-19
Beatrice Mompremier	2/18	2018-19
Beatrice Mompremier	11/25	2019-20
Beatrice Mompremier	12/23	2019-20
Destiny Harden	3/1	2020-21

Riquna Williams	7x
Shenise Johnson	5x
Beatrice Mompremier	5x
Tamara James	4x
Destiny Harden	1x
Emese Hof	1x
Adrienne Motley	1x
Morgan Stroman	1x
Renee Taylor	1x
Shawnice Wilson	1x

### ROOKIE OF THE WEEK

Name	Date	Year
Brittany Denson	1/9	2005-06
Shenise Johnson	12/1	2008-09
Shenise Johnson	1/5	2008-09
Shenise Johnson	2/23	2008-09
Morgan Stroman	1/11	2009-10
Keyona Hayes	2/11	2012-13
Adrienne Motley	2/3	2013-14
Mykea Gray	11/13	2017-18
Mykea Gray	11/27	2017-18
Lashae Dwyer	12/13	2021-22
Ja'Leah Williams	2/21	2021-22

Shenise Johnson	3x
Mykea Gray	2x
Brittany Denson	1x
Lashae Dwyer	1x
Keyona Hayes	1x
Adrienne Motley	1x
Morgan Stroman	1x
Ja'Leah Williams	1x

## BIG EAST WEEKLY AWARDS

### PLAYER OF THE WEEK

Name	Date	Year
Vicki Plowden	12/23	1991-92
Frances Savage	12/30	1991-92
Frances Savage	1/19	1991-92
Frances Savage	2/9	1991-92
Frances Savage	2/16	1991-92
Frances Savage	3/2	1991-92
Vicki Plowden	1/10	1992-93
Vicki Plowden	2/21	1992-93
Octavia Blue	12/27	1995-96
Jennifer Jordan	1/29	1995-96
Octavia Blue	12/7	1997-98
Octavia Blue	12/12	1997-98
Kym Hope	1/4	1997-98
Kym Hope	2/8	1997-98
Octavia Blue	2/12	1997-98
Jennifer Jordan	1/18	1998-99
Kym Hope	2/22	1998-99
Dalia Clarke	1/15	2000-01
Chanivia Broussard	12/10	2001-02
Meghan Saake	12/17	2001-02
Shaquana Wilkins	1/21	2001-02
Tamara James	11/23	2003-04
Tamara James	2/23	2003-04

Frances Savage	5x
Octavia Blue	4x
Kym Hope	3x
Vicki Plowden	3x
Tamara James	2x
Jennifer Jordan	2x
Chanivia Broussard	1x
Dalia Clarke	1x
Meghan Saake	1x
Shaquana Wilkins	1x

### FRESHMAN OF THE WEEK

Name	Date	Year
Holly Rilinger	1/4	1992-93
Holly Rilinger	1/17	1992-93
Holly Rilinger	2/1	1992-93
Holly Rilinger	2/15	1992-93
Sheron Murray	12/13	1993-94
MeChelle Murray	12/19	1994-95
Octavia Blue	1/23	1994-95
Amanda Papuga	11/22	1999-00
Alicia Hartlaub	1/17	1999-00
Chanivia Broussard	1/15	2000-01
Tamara James	11/25	2002-03
Tamara James	12/2	2002-03
Tamara James	12/23	2002-03
Tamara James	1/6	2002-03
Tamara James	1/13	2002-03

Tamara James	5x
Holly Rilinger	4x
Octavia Blue	1x
Chanivia Broussard	1x
Alicia Hartlaub	1x
MeChelle Murray	1x
Sheron Murray	1x
Amanda Papuga	1x



# UM SPORTS HOF, ACC LEGENDS & PRO CANES

## UM SPORTS HALL OF FAMERS

### PLAYERS

Name	Played	Inducted
Robin Harmony	1980-84	1997
Maria Rivera	1984-88	1998
Frances Savage	1988-92	2002
Jeannie Hebert	1988-92	2003
Vicki Plowden	1990-93	2007
Octavia Blue	1994-98	2008
Desma Thomas	1992-94; 1995-97	2012
Kym Hope	1995-99	2015
Tamara James	2002-06	2016
Chanivia Broussard	2000-04	2018
Shenise Johnson	2008-12	2022

### COACHES

Name	Coached	Inducted
Lin Dunn	1978-87	1995
Ferne Labati	1988-2005	2004
Katie Meier	2005-pres.	2017

## ACC WOMEN'S BASKETBALL LEGENDS

### PLAYERS

Name	Played	Honored
Frances Savage	1988-92	2005
Vicki Plowden	1990-93	2006
Jeannie Hebert	1988-92	2007
Octavia Blue	1994-98	2008
Kym Hope	1995-99	2009
Meghan Saake	1999-03	2010
Chanivia Broussard	2000-04	2011
Tamara James	2002-06	2012
Robin Harmony	1980-84	2013
Sylvia Wilson	1979-82	2016

### COACHES

Name	Coached	Honored
Lin Dunn	1978-87	2014
Ferne Labati	1988-2005	2015
Katie Meier <sup>^</sup>	2005-pres.	2006

<sup>^</sup> - Honored by Duke as a former player

No ACC Legends were named in 2017 or 2018

## PROFESSIONAL PLAYERS

### KATIE MEIER ERA (29)

Name	Played
Diane Barnes	2007-10
Maria Brown	2010-14
Charmaine Clark	2006-10
Laura Cornelius	2015-19
Maeva Djaldi-Tabdi	2021-22
LaToya Drake	2007-09
Serena-Lynn Geldof	2016-18
Mykea Gray	2017-22
Keyona Hayes	2012-14; 2015-17

Emese Hof	2015-19
Tamara James	2002-06
Shenise Johnson	2008-12
Kelsey Marshall	2017-22
Naomi Mbandu	2020-22
Suriya McGuire	2011-15
Beatrice Mompremier	2016-20
Adrienne Motley	2013-17
Laura Quevedo	2014-15
Maurita Reid	2006-08
Hannah Shaw	2009-10
Necole Sterling	2013-15
Morgan Stroman	2009-13
Renee Taylor	2005-07
Jessica Thomas	2013-17
Carla Williams	2006-08
Jassany Williams	2013-15
Riquna Williams	2008-12
Shawnice Wilson	2011-13
Stefanie Yderstrom	2009-13

### PRE-MEIER ERA (13)

Name	Played
Octavia Blue	1994-98
Martha Bodley	1998-02
Wendy Foote*	1974-78
Robin Harmony	1980-84
Kym Hope	1995-99
Galia Maik	1991-94
McChelle Murray	1994-98
Vicki Plowden*	1990-93
Dottie Richardson	1976-77; 1978-81
Maria Rivera	1984-88
Frances Savage	1988-92
Desma Thomas	1992-94; 1995-97
Shaquana Wilkins	2000-04

\* - Played in the United States prior to the WNBA era

## WNBA HISTORY

### DRAFTED (5)

Name	Rd.	Pick	Team	Active
Octavia Blue	2	15	Sparks	1998; 2003-04
Tamara James	1	8	Mystics	2006-07
Shenise Johnson	1	5	Silver Stars	2012-pres.
Beatrice Mompremier	2	20	Sparks	2020-pres.
Adrienne Motley	3	32	Fever	—
Riquna Williams	2	17	Shock	2012-15; 2017-pres.

### UNDRAFTED (6)

Name	Team	Active
Martha Bodley	Sol	—
Keyona Hayes	Lynx	—
Kym Hope	Starzz	2000
Desma Thomas	Mercury	—
Jessica Thomas	Stars	—
Shawnice Wilson	Lynx	—



# PAST COACHES

## BARRY SCHIMER

### 1972-75

Barry Schimer served as the first head coach of the Miami women's basketball team, starting in 1972. Schimer coached the Hurricanes for three seasons (1972-1975), posting a 16-15 record, with back-to-back winning seasons his last two years.

In his final season, Schimer led the Canes to a second-place finish in the FAIAW with a record of 8-6. Miami was a perfect 3-0 at home that season.

## SHULA FEUER

### 1975-77

Shula Feuer took over the head coaching job at Miami prior to the 1975-76 season. In two years with the Canes, Feuer posted a 16-24 mark with a third-place finish in the FAIAW in 1976-77.

In 2018, Feuer was honored with the Women's Basketball Hall of Fame Trailblazer Award for her commitment to women's basketball. Feuer was recognized as one of the founding members of the Women's Basketball League, the predecessor to the current WNBA.

## ISABELLA HUTCHINSON

### 1977-78

Isabella Hutchison could easily be called the founder of the University of Miami women's athletics program. She came to the University of Miami in 1965 with the mandate of beginning a women's intramural sports program. From that beginning, Hutchison went on to coach numerous sports, including the Miami women's basketball team in 1977-78.

Outside of Miami, Hutchison is well known in the cause of furthering women's athletics. She was not only President of the Florida Association of Women's Intercollegiate Athletics from 1977-79, but also Chairperson of many AIAW and NCAA committees such as awards and officiating.

Following her time at Miami, Hutchison went on to serve as Associate Athletic Director for Women's Sports at Indiana University until her retirement from collegiate athletics in 2000.

## LIN DUNN

### 1978-87

Lin Dunn served as head coach of the Women's Basketball program from 1978-87, accumulating a 149-119 record with the Hurricanes.

During her nine seasons in Coral Gables, Dunn guided the Hurricanes to their first-ever ranking in the Associated Press Top 20 in 1985 and to their first Florida State Championship in 1981. She was the 1981 Florida Coach of the Year and served with the 1986 United States Women's Basketball Team in 1986.

Her first year saw UM finish 10-13 and place fifth in the state. The team rebounded largely in her second season, posting an 18-16 record. Dunn's impact became apparent in her third season with Miami (1980-81), as the Hurricanes

forged a 24-15 record.

From there, the record-setting team made its first postseason appearance in the AIAW Region III Championship. Her 1981-82 squad followed up on its previous seasons' success with a 19-10 record, and another berth into the AIAW post-season tournament. Dunn's seventh season resulted in her top win percentage (.750) 21-7.

Dunn served as President of the Women's Basketball Coaches Association in 1984-85. She was inducted into the Women's Basketball Hall of Fame in 2014.

## KEN PATRICK

### 1987-88

Ken Patrick was named the interim head coach for the 1987-88 season. Patrick served as an assistant coach during the prior year under Lin Dunn.

Under Patrick's direction, the Canes went 14-13.

## FERNE LABATI

### 1988-05

Ferne Labati became the head coach of Woman's basketball at the University of Miami in 1988. She has the most wins of any UM women's basketball coach and took her 2003-2004 team to the NCAA Tournament.

Highlighting her 15 seasons are nine berths in postseason play, six in the NCAA tournament and three in the WNIT.

The Canes won back-to-back BIG EAST regular season and Tournament titles in 1992 and 1993, while finishing as high as No. 6 nationally. Her 1996 squad earned a share of the BIG EAST 7 division title. Labati herself was named WBCA/Converse Coach of the Year in 1992.

Labati's record at Miami stands at 290-179 (.618) while her overall record in 26 seasons as a head coach is 426-301 (.586). Though her success on the court is impressive, what she has accomplished off the court might serve as her legacy at the University of Miami: In her 16 seasons, 40 of the 41 student-athletes that completed their eligibility at Miami have graduated.

### COACHING AWARDS

Lin Dunn	1980-81	NSWAC Coach of the Year
Ferne Labati	1991-92	BIG EAST Coach of the Year
Ferne Labati	1991-92	Kodak/WBCA National Coach of the Year
Katie Meier	2010-11	ACC Coach of the Year
Katie Meier	2010-11	Russell Athletic/WBCA Region 2 Coach of the Year
Katie Meier	2010-11	Associated Press National Coach of the Year
Katie Meier	2013	USA Basketball National Coach of the Year

### ALL-TIME COACHING RECORDS (by wins)

Name	Year(s)	Season(s)	Record	Pct.
Katie Meier	2005-pres.	17	324-211	.606
Ferne Labati	1988-05	17	303-195	.608
Lin Dunn	1978-87	9	149-119	.556
Barry Schimer	1972-75	3	16-15	.516
Shula Feuer	1975-77	2	16-24	.400
Ken Patrick	1987-88	1	14-13	.519
Isabella Hutchinson	1977-78	1	8-8	.500



# HURRICANE LETTER WINNERS

## -A-

Anderson, Sandra	1978-79
Archer, Selina	2010-11
Armour, Merren	1988-92
Audibert, Amy	2003-07
Arsova, Vera	2001-03
Athanas, Marecion	1972-73

## -B-

Bailey, Shaneese	2016-18
Baker, Debbie	1976-77
Banks, Endia	2017-21
Barnes, Diane	2007-10
Barnhart, Beth	1995-99
Barnhart, Kathy	1974-75
Bell, Marci	1975-77
Bentoski, Pat	1979-80
Bjork, Sharon	1975-76
Blair, Briyana	2007-09
Blount, Gailyn	1972-75
Blue, Octavia	1994-98
Bodley, Martha	1998-02
Bolton, Wendy	1972-73
Bowers, Vicki	1988-92
Bowie, Pat	1978-79
Bowles, Joani	1983-85
Brant, Regina	1985-87
Broussard, Chanivia	2000-04
Brown, Maria	2010-14
Bullock, Chountelle	1986-89
Bullock, Sylvia	2008-12
Butler, Hope	1984-88

## -C-

Caffey, Chandra	1976-78
Capers, Jessica	2011-13
Castaneda, Jessie	1993-94
Castineira, Barbara	1976-80
Chang, Yasmeen	2019-20
Chiarelli, Ann	1972-73
Clark, Charmaine	2006-10
Clark, Dalia	1999-01
Clayton, Nanci	1985-90
Clement, Jeannine	1973-74
Collinson, Carly	1996-97
Colville, Julie	1985-86
Cornelius, Laura	2015-17; 2018-19
Cunningham, LaToya	2005-09
Curtis, Marianne	2004-06

## -D-

Davenport, Erykah	2014-18
DelPrincipe, Laura	1983-84
Dennis, Caprice	2012-14
Denson, Brittany	2005-07
Dhahabu, Imani	2003-05
Djaldi-Tabdi, Maeva	2021-22
Dourney, Sue	1972-73
Drake, LaToya	2007-09
Drury, Shannon	1996-99
Dwyer, Lashae	2021-pres.

## -E-

East, Sue	1973-75
Edwards, Melissa	1985-89
<b>Erjavec, Karla</b>	<b>2020-pres.</b>
Erman, Lisa	1981-83
Eskinazi-Budge, Selena	2004-06
Eyer, Sherri	1988-92

## -F-

Farber, Sue	1975-76
Farley, Margaret	1989-90
Faulkner, Maureen	1993-96
Feicht, Julie	1988-89
Fistel, Naomi	1973-74
Foote, Wendy	1974-78
Fowler, Kathryn	1998-02
Fraile Ruiz, Paula	2020-22
Fuentes, Ana	1978-79
Fulmore, Cordelia	1983-85

## -G-

Gardner, Stephanie	2010-11
Gatlin, Rikiah	2008-09
Geldof, Serena-Lynn	2016-18
Gering, Marjorie	1978-79
Gony, Nyayongah	2020-21
Grafentin, Debbie	1977-79
Gray, Mykea	2017-20; 2021-22
Graziani, Gina	1996-00
Greene, Nigia	2014-17
Grimsley, Albrey	2004-08

## -H-

Haight, Sue	1973-75
Hamilton, Sandra	1985-86
<b>Harden, Destiny</b>	<b>2018-pres.</b>
Harlow, Elaine	1986-90
Harmony, Robin	1980-84
Hartlaub, Alicia	1999-03
Harris, Carla	1990-93
Harris, Gwen	1980-84
Harris, Keyanna	2014-18
Hartman, Sue	1976-80
Harvey, Loretta	1980-84
Hayek, Katie	2002-06
Hayes, Keyona	2012-14; 2015-17
Hebert, Jeannie	1988-92
Henne, Jill	1993-97
Hester, Kathryn	2006-08
Hines, Saritta	1997-98
Hobgood, Tyler	2011-13
Hof, Emese	2015-19
Holland, Allison	1977-79
Holmes, Jacquelyn	1972-74
Hope, Kym	1995-99
Hotchkiss, Mandy	1976-77
Hunter, Dana	1979-83
Huston, Jamir	2018-21

## -I-

Iacoboni, Tessa	1995-98
-----------------	---------



# HURRICANE LETTERWINNERS



## -J-

Jackson, Brianna	2019-21
Jackson, Deborah	1979-80
James, Lamese	2004-06; 2007-09
James, Sheila	1998-02
James, Tamara	2002-06
Johnson, Christi	1989-90
Johnson, Shenise	2008-12
<b>Johnson Sidi Baba, Moulayna</b>	<b>2019-pres.</b>
Jones, Debbie	1972-74
Jones, JoJuana	2004-05
Jones, Lisa	1988-90
Jones, Shay	1992-93; 1994-96
Jordan, Jennifer	1994-96; 1997-99

## -K-

Knight, Melissa	2001-06
Kunczt, Belinda	1989-91

## -L-

Lavrínovich, Ann	1980-81
Lewman, Lori	1983-85
Lichtenwalner, Kristin	1981-85
Lusinski, Kim	1975-77

## -M-

Maggs, Marguerite	1978-79
Maik, Galia	1991-94
Mapp, Donna	1981-83
Marincic, Tatjana	2002-06
Marshall, Debbie	1980-85
Marshall, Kelsey	2017-22
Martin, Tania	1985-87
Mason, Taylor	2017-21
Mbandu, Naomi	2020-22
McCarthy, Carolyn	1981-83
McCormick, Yalonda	2001-05
McCray, Johonna	1980-81; 1982-83
McCrystal, Margaret	1976-79
McGarry, Ronnie	1990-94
McGraw, Toni	1987-88
McGuire, Suriya	2011-15
Melendez, Lisa	1991-92
Mendoza, Yasmin	1992-94
Metcalfe, Lauve	1972-73
Miller, Lynn	1972-73
Mitchell, Kathy	1978-79
Mitchell, Nickki	1992-94
Mompremier, Beatrice	2017-20
Moore, Damisha	2007-09
Mortensen, Sarah	2016-19
Moss, Rochelle	1973-75
Motley, Adrienne	2013-17
Mounds, Lorraine	1978-79
Mulkewicz, Nancy	1973-74
Mullin, Annette	1987-88
Murray, MeChelle	1994-98
Murray, Sheron	1993-96

## -N-

Nagel, Bobbi	1975-76
Nando, Dona	1997-01
Nelson, Lori	1979-81

## -O-

Oates, Rachel	1997-98
<b>Okafor, Chiso</b>	<b>2021-pres.</b>
Östh, Camilla	1997-01
Olson, Christine	1992-96
Osei, Lee Anna	2009-10

## -P-

Papuga, Amanda	1999-02
<b>Pendance, Lola</b>	<b>2021-pres.</b>
Petithomme, Neydja	2016-18
Phanord, Fallon	2001-05
Pier, Juli	1980-81; 1982-85
Plowden, Vicki	1990-93
Poorman, Jill	1979-82
Poulin, Michelle	1974-75
Prather, Khaila	2014-17; 2018-19
Presswood, Shannon	2000-01

## -Q-

Quevedo, Laura	2014-15
----------------	---------

## -R-

Rayam, Linda	1974-75
Reid, Maurita	2006-08
Richardson, Dottie	1976-77; 1978-81
Rilinger, Holly	1992-93
Rivera, Maria	1984-88
<b>Roberts, Jasmynne</b>	<b>2021-pres.</b>
Robinson, Heather	1994-95
Roby, Sydnee	2019-21
Roos, Asa	1987-88
Roper, Nancy	1972-73
Rosales, Bianca	1997-98
Rubin, Barb	1974-77
Ruddell, Colleen	1984-88

## -S-

Saake, Meghan	1999-03
Sadler, Ebori	2006-07
<b>Salgues, Kenza</b>	<b>2019-pres.</b>
Sanderson, Anita	1973-74
Sands, Kim	1974-75
Santiago, Lynda	1974-76
Saunders, Krystal	2010-14
Savage, Frances	1988-92
Schmid, Kate	1994-95
Schwitzer, Tara	2013-14
Segall, Nancy	1976-78
Serra, Sue	1975-76
Shaw, Hannah	2009-10
Simcox, Tina	1975-76
Slover, Melinda	1973-74
Smiley, Toni	1984-88
Smith, Iris	1984-86
Smith, Ruth	1987-88
Smith, Tracey	1977-78
Sos, Marcella	1974-75
Sours, Ashley	2008-09
Sterling, Necole	2013-15
Stroman, Morgan	2009-13
Surowich, Liz	1976-77



# HURRICANE LETTER WINNERS

## -T-

Taft, Laurie	1972-75
Tantillo, Mary	1990-93
Taylor, Joyce	1979-82
Taylor, Renee	2005-07
Thomas, Desma	1992-94; 1995-97
Thomas, Jessica	2013-17
Thomas, Sue	1973-76
Thomasson, Erin	1985-87
Toomer, Tarla	1994-97
Trachten, Roberta	1977-78
Trifiro, Michelle	1974-76

## -V-

Vasciunaite, Vitalija	2007-2009
-----------------------	-----------

## -W-

Wade, Chris	1986-87
Wade, Linda	1983-84
Wagner, Nina	1991-95
Watson, Veronica	1992-94
Wells, Sandra	1979-80
Werb, Sue	1984-85
Whigham, Yolanda	2001-02
White, Betsy	1978-80
White, Christal	1998-00
Wilkins, Shaquana	2000-04
Wiley, Jean	1982-83
Williams, Carla	2006-08
<b>Williams, Ja'Leah</b>	<b>2021-pres.</b>
Williams, Jassany	2013-15
Williams, Riquna	2008-12
Williams, Robin	1985-87
Williams, Shanel	2009-12
Williams, Zada	2015-17
Wilson, Della	1990-93
Wilson, Hutashi	2000-04
Wilson, Shawnice	2011-13
Wilson, Sylvia	1979-82
Wimes, Cassandra	1994-96; 1997-99
Wood, Tanya	1988-90
Woods, Michelle	2011-13; 2014-16
Woodson, Epiphany	2007-09
Wygall, Wynn	1972-73

## -Y-

Yderstrom, Stefanie	2009-13
Young, Cami	1992-94
Young, Tanya	1991-95

## -Z-

Zaltz, Rinat	1994-95
--------------	---------

# HURRICANE JERSEY NUMBERS



Since 1980

## 0

<b>Salgues, Kenza</b>	<b>2019-pres.</b>
Harris, Keyanna	2014-18
Moore, Damisha	2007-09
Audibert, Amy	2003-07
Toomer, Tarla	1994-97

## 1

<b>Johnson Sidi Baba, Moulayna</b>	<b>2019-pres.</b>
Cornelius, Laura	2015-17; 2018-19
Dennis, Caprice	2012-14
Williams, Riquna	2008-12
Marincic, Tatjana	2002-06
Clark, Dalia	2000-01

## 2

<i>James, Tamara*</i>	2002-06
-----------------------	---------

\* - jersey retired/honored

## 3

<b>Harden, Destiny</b>	<b>2019-pres.</b>
Banks, Endia	2017-19
Thomas, Jessica	2013-17
Yderstrom, Stefanie	2009-13
Taylor, Renee	2006-07
Knight, Melissa	2001-06
Murray, McChelle	1994-98
Mitchell, Nickki	1992-94
Jones, Lisa	1988-90

## 4

<b>Roberts, Jasmyne</b>	<b>2021-pres.</b>
Banks, Endia	2019-21
Bailey, Shaneese	2016-18
James, Lamese	2004-06; 2007-09
Oates, Rachel	1998-99

## 5

<b>Erjavec, Karla</b>	<b>2022-pres.</b>
Gray, Mykea	2017-22
Greene, Nigja	2014-17
Drake, LaToya	2007-09
Dhahabu, Imani	2003-05
James, Sheila	1998-02
Oates, Rachel	1997-98

## 10

Woods, Michelle	2011-13; 2014-16
Reid, Maurita	2006-08
McCormick, Yalonda	2001-05
<i>Blue, Octavia*</i>	1994-98
Castaneda, Jessie	1993-94
Ruddell, Colleen	1984-88

\* - jersey retired/honored

## 11

<i>Rivera, Maria*</i>	1984-88
-----------------------	---------

\* - jersey retired/honored

## 12

<b>Williams, Ja'Leah</b>	<b>2021-pres.</b>
Allen, Iggy	2019-20
Mortensen, Sarah	2016-19
Quevedo, Laura	2014-15
Saunders, Krystal	2010-14
Robinson, Heather	1994-95
Rilinger, Holly	1992-93
Harlow, Elaine	1986-90
McCarthy, Carolyn	1981-83

## 13

<b>Dwyer, Lashae</b>	<b>2021-pres.</b>
Mason, Taylor	2017-21
Schwiter, Tara	2013-14
Shaw, hannah	2009-10
Graziani, Gina	1996-00

## 14

<b>Cavinder, Haley</b>	<b>2022-pres.</b>
Gony, Nyayongah	2020-21
Edwards, Aisha	2014-15
Clark, Charmaine	2006-10
Whigham, Yolanda	2001-02
Iacoboni, Tessa	1995-98
Tantillo, Mary	1990-93
Johnson, Christi	1989-90
Wade, Chris	1986-87

## 15

<b>Cavinder, Hanna</b>	<b>2022-pres.</b>
Huston, Jamir	2018-21
Petitthomme, Neydja	2016-18
Sterling, Nicole	2013-15
Hobgood, Tyler	2011-13
Arsova, Vera	2001-03
Clark, Dalia	1999-00
Murray, Sheron	1993-96
Wilson, Della	1990-93
Feicht, Julie	1988-89

## 20

Marshall, Kelsey	2017-22
Hayes, Keyona	2012-14; 2015-17
Grimsley, Albrej	2004-08
Drury, Shannon	1996-99
Young, Tanya	1991-95
Hamilton, Sandra	1985-86
Pier, Juli	1980-81; 1982-85

## 21

<b>Pendande, Lola</b>	<b>2021-pres.</b>
Jackson, Brianna	2019-21
Hof, Emese	2015-19
Williams, Jassany	2013-15
Gardner, Stephanie	2010-11
Blair, Briyana	2007-09
Taylor, Renee	2005-06
Jansson, Sandra	2004-05
Papuga, Amanda	1999-02



# HURRICANE JERSEY NUMBERS

Since 1980

Thomas, Desma	1992-94; 1995-97
McGraw, Toni	1987-88
Clayton, Nanci	1985-86
Bowles, Joani	1983-85
Taylor, Joyce	1979-82

## 22

<b>Okafor, Chiso</b>	<b>2021-pres.</b>
Chang, Yasmeen	2019-20
Williams, Zada	2015-17
Sours, Ashley	2008-09
Phanord, Fallon	2001-05
Olson, Christine	1992-96
Armour, Merren	1988-92
Martin, Tania	1985-87
Harmony, Robin	1980-84

## 23

Fraile Ruiz, Paula	2020-22
Ripley, Rebecca	2018-19
Motley, Adrienne	2013-17
Williams, Shanell	2009-12
Cunningham, LaToya	2005-09
Wilkins, Shaquana	2000-04
Hope, Kym	1995-99
McGarry, Ronnie	1990-94
Wood, Tanya	1988-90
Smith, Iris	1984-86
Harris, Gwen	1980-84

## 24

Capers, Jessica	2011-12
Nando, Dona	1997-01
<i>Savage, Frances*</i>	<i>1988-92</i>
Mullin, Annette	1987-88
Williams, Robin	1985-87
Lewman, Lori	1983-85
Hunter, Dana	1979-83

\* - jersey retired/honored

## 25

Erjavec, Karla	2020-22
Prather, Khaila	2014-17; 2018-19
Capers, Jessica	2012-13
Sadler, Eboni	2006-07
Saake, Meghan	1999-03
Zaltz, Rinat	1994-95
Plowden, Vicki	1990-93
Edwards, Melissa	1985-89
Fulmore, Cordelia	1983-85

## 30

Davenport, Erykah	2014-18
Vasciunaite, Vitalija	2007-09
Eskinazi-Budge, Selena	2004-06
Wilson, Hutashi	2000-04
Williams, Toni	1998-99
Wagner, Nina	1991-95
Bullock, Chountelle	1986-87
Colville, Julie	1985-86
Lichtenwalner, Kristin	1981-85

## 31

Keen, Macy	2013-14
Osei, Lee Anna	2009-10
Wimes, Cassaundra	1994-96; 1997-99
Thomasson, Erin	1985-87
Marshall, Debbie	1980-85

## 32

<b>Spearman, Lazaria</b>	<b>2022-pres.</b>
Mompremier, Beatrice	2017-20
Stroman, Morgan	2009-13
Woodson, Epiphany	2007-09
Denson, Brittany	2005-07
Watson, Veronica	1992-94
Farley, Margaret	1989-90
Bullock, Chountelle	1987-88
Brant, Regina	1985-87
Werb, Sue	1984-85
Erman, Lisa	1981-83

## 33

Djaldi-Tabdi, Maeva	2021-22
Harden, Destiny	2018-19
McGuire, Suriya	2011-15
Barnes, Diane	2007-10
Curtis, Marianne	2004-06
Fowler, Kathryn	1998-02
Jones, Shay	1992-93; 1994-96
Bowers, Vicki	1988-92
Smiley, Toni	1984-88
Mapp, Donna	1981-83

## 34

Bullock, Sylvia	2008-12
Hartlaub, Alicia	1999-03
Barnhart, Beth	1995-99
Mendoza, Yasmin	1992-94
Bullock, Chountelle	1988-89
Butler, Hope	1984-88
Poorman, Jill	1979-82

## 35

<b>Lattimore, Latasha</b>	<b>2022-pres.</b>
Mbandu, Naomi	2020-22
Moncaleri, Chrissi	1999-00
Faulkner, Maureen	1993-96
Kunczt, Belinda	1989-91

## 40

Wilson, Shawnice	2011-13
Hayek, Katie	2002-06
Harris, Carla	1991-92
Roos, Asa	1987-88
Wilson, Sylvia	1979-82

## 41

Osth, Camilla	1997-01
Johnson, Cheryl	1993-94
Harris, Carla	1992-93
Eyer, Sherri	1988-92

# HURRICANE JERSEY NUMBERS



Since 1980

42

Johnson, Shenise	2008-12
Williams, Carla	2006-08
Jordan, Jennifer	1994-96; 1997-99
Hebert, Jeannie	1988-92
Smith, Ruth	1987-88

43

Maik, Galia	1991-94
Clayton, Nanci	1988-89

44

<b>Oldacre, Kyla</b>	<b>2022-pres.</b>
Roby, Sydnee	2019-21
Hester, Kathryn	2006-08
Lilley, Jamie	1996-97
Young, Cami	1992-94
Clayton, Nanci	1989-90

45

Gatlin, Rikiah	2008-09
Bodley, Martha	1998-02

50

Brown, Maria	2010-14
Jones, JoJuana	2004-05
Presswood, Shannon	2000-01
Schmid, Kate	1994-95

51

Geldof, Serena-Lynn	2016-18
---------------------	---------

52

White, Christal	1998-00
-----------------	---------

53

Broussard, Chanivia	2000-04
Hines, Saritta	1997-98
Henne, Jill	1993-97

54

Archer, Selina	2010-11
Collinson, Carly	1996-97



## RETIRED/HONORED JERSEYS

### #2 TAMARA JAMES (2002-06)

2003 Kodak/WBCA & AP Honorable Mention All-American  
 2003 Second Team All-BIG EAST  
 2003 BIG EAST All-Tournament Team  
 2004 Full Court Press Honorable Mention All-American  
 2004 First Team All-BIG EAST  
 2005 Kodak/WBCA & AP Honorable Mention All-American  
 2005 First Team All-ACC  
 2005 ACC All-Tournament Second Team  
 2006 WBNS Second Team All-American  
 2006 Full Court Press Third Team All-American  
 2006 First Team All-ACC  
 University of Miami Sports Hall of Fame  
 ACC Women's Basketball Legend  
 Three-time conference scoring champion  
 Miami's all-time leading scorer  
 Seventh in rebounding and steals at Miami



From day one at the University of Miami, Tamara James made her mark as one of the top basketball players in program history. One of the country's most prolific players in her four collegiate seasons, James averaged 20.4 points per game and finished her career as Miami's all-time leading scorer with 2,406 points.

A standout guard at South Broward High School, James was ranked No. 14 in the nation by All-Star Girls Report in her senior season, during which she averaged 21.0 points and 11.0 rebounds per game. She was named the Florida State Player of the Year in 2002.

James was a McDonald's All-American, Fourth Team Parade All-American and Nike All-American in high school before choosing to attend the University of Miami, where she helped turn the program into one of the nation's best. She recorded one of the best freshman seasons in UM history, becoming the first freshman to lead the BIG EAST in scoring, with an average of 21.0 points per game. This total ranked her No. 12 nationally and was fourth-best in Miami history at the time. She scored double figures in 30 of 31 games played in the 2002-03 season.

Selected to the All-BIG EAST Preseason First Team, James' sophomore season continued in much the same fashion. She became the 17th Hurricane to reach 1,000 points, finishing the season ranked No. 14 in program history with 1,114. She scored a career-high 37 points in a win against Eastern Kentucky, and 22 points in 25 minutes in a win against Seton Hall. She earned All-BIG EAST First Team honors and was named BIG EAST Player of the Week twice on the season.

With Miami's move to the ACC in time for the 2004-2005 season, James became the second player in NCAA history to lead two major conferences in scoring. She led the Hurricanes in nearly every statistical category during her junior season, including field goals made (242), 3-point percentage (.328), rebounding (6.9 rpg) and minutes played (36.1 mpg), helping the Hurricanes to an NCAA Tournament berth.

In her senior season, James led the ACC in scoring with an average of 21.5 points per game and helped earn Miami a place in the 2006 WNIT. She passed UM Hall of Famer Maria Rivera's all-time scoring record when she netted 32 points against FIU. During James' career, the Hurricanes posted a 70-47 record.

James not only left UM with the most points in program history, but also as the leader in free throws made and free throws attempted, in addition to ranking in the top three all-time in nine different categories. She was the first-round draft pick of the WNBA's Washington Mystics in 2006 and has since played overseas for teams in Israel, Turkey and Spain. She was chosen as a member of the ACC Women's Basketball Legends Class of 2012.

# RETIRED/HONORED JERSEYS



## #10 OCTAVIA BLUE (1994-98)

*1995 BIG EAST All-Freshman Team  
1996 Second Team All-BIG EAST  
1997 Second Team All-BIG EAST  
1998 WBNS Third Team All-American  
1998 Kodak/WBCA Honorable Mention All-American  
1998 First Team All-BIG EAST  
University of Miami Sports Hall of Fame  
ACC Women's Basketball Legend  
Miami's single-season 3-point percentage leader  
Eighth in scoring at Miami*

The first player in University of Miami program history to be drafted by a WNBA team, Octavia Blue had an illustrious career as a Hurricane. She ended her tenure at UM ranking in the top six of numerous career statistical categories, including fourth in scoring with 1,724 points, a number that still ranks eighth all-time.

A native of Deerfield Beach, Fla., Blue matriculated to Miami after a stellar prep career at nearby Nova High School, where she was a two-time team captain. She averaged double figures all four seasons, including posting 28.2 points and 15.0 rebounds per game during a dominant senior season. That year, she received first team all-state and player of the year recognition from both the Miami Herald and the Sun Sentinel. Both papers named Blue, who notched 46 points in one high school game, second team all-state after a junior season in which she logged 26.4 points and 13.0 rebounds per game.



Blue made an impact right away at Miami, leading the Hurricanes in scoring (14.5 ppg), rebounding (7.2 rpg), minutes (29.8 mpg) and blocks (20) during her freshman campaign in 1994-95. In the first game of her career, Blue notched 24 points and nine rebounds against Fairfield. She followed that with a 28-point outing versus Florida Atlantic in her second-career contest. Following the season, Blue was selected to the BIG EAST All-Freshman Team.

In 1995-96, as a sophomore, Blue garnered the first of three straight All-BIG EAST honors. Starting all 27 contests, Blue scored in double figures 24 times and led Miami in scoring (16.0 ppg) for the second straight year. She also tallied a team-best five double-doubles and paced UM in field goal percentage (.488). Blue earned the first of four career BIG EAST Player of the Week honors during a season in which Miami tied for first in the BIG EAST 7 Division.

Blue was named a Third Team All-BIG EAST selection for the second season in a row as a junior in 1996-97. The skilled forward posted 13.4 points and 5.6 rebounds per contest and totaled a career-best 37 steals during the campaign.

Saving her best for last, Blue was dominant during her senior season in 1997-98. She became the second player in program history to garner first, second or third team All-America honors, earning WBNS Third Team All-America status. A Second Team All-BIG EAST pick and a Kodak/WBCA Honorable Mention All-American, Blue led Miami in scoring for the third time (19.2 ppg) and helped the Hurricanes to their fourth NCAA Tournament appearance. Her 40 points and 16 made field goals against Florida Atlantic were then the third-highest single-game marks by a UM player and it still stands tied for fourth. After attempting just three 3-pointers in her first three seasons, Blue posted the best single-season mark in program history (.453) in her last year.

Blue started 107 of 112 games during her career and three of contests she did not start were games she missed with an ankle injury as a freshman. Entering 2017-18, she has still has six career records in the top 10 on Miami's all-time list. In 2008, Blue was both inducted into the UM Sports Hall of Fame and tabbed as an ACC Women's Basketball Legend.



## RETIRED/HONORED JERSEYS

### #11 MARIA RIVERA (1984-88)

*1984 WBBY Freshman All-American*

*1988 Kodak/WBCA Honorable Mention All-American*

*University of Miami Sports Hall of Fame*

*Miami's all-time leader in field goals made*

*Second in scoring and steals, sixth in assists at Miami*

*Only Hurricane to score 40-plus points in a game multiple times*

As one of the most electric scorers ever to step on the court and play at the University of Miami, Maria Rivera left her mark as a four-year standout with the Hurricanes. During her playing career from 1984-88, Rivera reached a level never before achieved at Miami and departed as the Hurricanes' record holder in several categories, including career points with 2,358.

Rivera came to Miami by way of Canovana, Puerto Rico, where, at just the age of 14, she was named the 1978 Player of the Year by the Puerto Rican Olympic Committee before going on to star on the Puerto Rican 1979 and 1983 Pan American Teams.

From day one she showed an unprecedented desire to achieve at UM. Speaking only Spanish, Rivera borrowed \$2,000 dollars from a bank to enroll in an intense fast-paced English program to pass an English equivalency exam required to enroll at Miami, and just three months later she was on campus and playing for the Hurricanes.

Rivera averaged 18.7 points and 5.3 assists, leading the Hurricanes in scoring in 13-of-28 games in 1984-85, her first season at Miami. That season she showed what lay ahead on several occasions, including a school-record-setting performance against Lamar during which she hit 10-of-11 shots from the field and a 33-point outing against Florida. Following the conclusion of the regular season, she was named to the *Women's Basketball Yearbook* Freshman All-America Team.

The following season she stepped up her game, averaging 21.4 points, 4.4 rebounds and 3.3 assists. Her 21.4 points per game was the second-highest single-season average in UM history and her 579 points was the third-highest ever at Miami.

Rivera's junior season was highlighted by yet another impressive scoring output, averaging 20.9 points, which ranked third all-time at UM just behind her previous season's mark. That year was full of memorable achievements, including a then-career-high 38-point game in UM's opener against Monmouth, but none were more exciting than when she surpassed former Hurricane Sylvia Wilson to become Miami's all-time leading scorer.

In her senior campaign at Miami, Rivera turned in another memorable season. Needing 29 points to break former men's basketball legend Rick Barry's UM basketball record of 2,298 points, Rivera scored 30 points in the first half of a Feb. 25 contest with UCF en route to a then-school-record 41 points to become Miami's all-time leading scorer in both men's and women's basketball.

Upon finishing her career with the Hurricanes, Rivera left as the school record-holder in 16 separate categories—including points (2,358), scoring average (21.1 ppg), steals (382) and field goals made (891) and attempted (1,931) to firmly ensure her place as one of the greatest basketball players to ever play at Miami.





# RETIRED/HONORED JERSEYS



## #24 FRANCES SAVAGE (1988-92)

*1990 WNIT All-Tournament Team*  
*1991 AP Second Team All-American*  
*1991 Kodak/WBCA Honorable Mention All-American*  
*1992 Sports Illustrated Player of the Year*  
*1992 Kodak/WBCA First Team All-American*  
*1992 BIG EAST Player of the Year*  
*1992 BIG EAST Tournament MVP*  
*1992 First Team All-BIG EAST*  
*1992 BIG EAST Most Improved Player*  
*University of Miami Sports Hall of Fame*  
*ACC Women's Basketball Legend*  
*Iron Arrow Society*  
*Third in rebounding, fourth in scoring at Miami*



Frances Savage is one of the best players to ever don a uniform at the University of Miami. During her four-year career from 1988-91 Savage etched her name throughout the UM record books. She left as the school's second all-time leading scorer with 2,184 points and still ranks first all-time with a career 23.2 scoring average—despite missing all but two games of the 1990-91 season.

The 12th child of a household of 13 children, the Fort Lauderdale, Fla., native averaged greater than 30 points per game during her senior season at Sunrise Piper High School and was named the Miami Herald's Broward Player of the Year in 1985 and 1987.

After drawing All-America honors as a high school standout, Savage chose to attend the University of Miami, but was forced to sit out her freshman season in 1987 while fulfilling academic requirements. Once her opportunity arose in 1988, Savage burst onto the scene, scoring 32 points in her collegiate debut versus Southwest Missouri State—the most points scored by a Miami player in her opening game. She would go on to start and score double figures in all 29 games of the 1988 season, averaging 22.4 points and 9.2 rebounds per game.

As a preseason All-America candidate, Savage's junior season picked up where the 1988 season left off, scoring double figures in all 31 games that season while leading the team in scoring (23.6 ppg), rebounding (9.5 rpg), steals (71), free throw percentage (.786) and field goal percentage (.540). In 1990, Savage opened her senior season with back-to-back 30-point outings, but was lost for the year with a torn ACL suffered in just the second game of the season.

Granted a fifth year of eligibility, in 1991, Savage returned to score 31 points in her first start against in-state rival Florida. She tied the then-school record with 41 points in Miami's win over Providence during the course of the Hurricanes' 30-game win streak.

Averaging 23.3 points and 10.6 rebounds per game, Savage helped lead the Hurricanes to the BIG EAST Championship title in only their first season in the conference and was named both the BIG EAST and Sports Illustrated Player of the Year, in addition to garnering Kodak/WBCA All-America honors.

At the end of her illustrious career, Savage ranked No. 10 in Division I history in scoring average (minimum 1,500 points) and her 23.2 mark stands at No. 20 all-time entering 2016-17.

Savage left Miami as one of the most decorated athletes in school history, holding nine Hurricane records, as well as finishing as the school's second all-time leading scorer. She has since been inducted into the UM Sports Hall of Fame and to UM's Iron Arrow Society—the highest honor bestowed on an individual by the university. Savage was Miami's inaugural ACC Women's Basketball Legend, earning the distinction in 2005.



# CAREER STATS: A-BAR

## JACAIRA ALLEN (2019-20)

YEAR	GP-GS	MPG	FGM-FGA	PCT	3PM-3PA	PCT	FTM-FTA	PCT	REB-AVG	AST	BLK	STL	PTS-AVG
2019-20	12-0	9.1	9-27	.333	1-4	.250	4-8	.500	18-1.5	5	0	6	23-1.9
TOTAL	12-0	9.1	9-27	.333	1-4	.250	4-8	.500	18-1.5	5	0	6	23-1.9

## SANDRA ANDERSON (1978-79)

YEAR	GP-GS	MPG	FGM-FGA	PCT	3PM-3PA	PCT	FTM-FTA	PCT	REB-AVG	AST	BLK	STL	PTS-AVG
1978-79	NO STATS AVAILABLE						NO STATS AVAILABLE						
TOTAL	NO STATS AVAILABLE						NO STATS AVAILABLE						

## SELINA ARCHER (2010-11)

YEAR	GP-GS	MPG	FGM-FGA	PCT	3PM-3PA	PCT	FTM-FTA	PCT	REB-AVG	AST	BLK	STL	PTS-AVG
2010-11	27-0	9.6	37-65	.569	0-0	.000	8-17	.471	58-2.1	5	10	6	82-3.0
TOTAL	27-0	9.6	37-65	.569	0-0	.000	8-17	.471	58-2.1	5	10	6	82-3.0

## MERREN ARMOUR (1988-92)

YEAR	GP-GS	MPG	FGM-FGA	PCT	3PM-3PA	PCT	FTM-FTA	PCT	REB-AVG	AST	BLK	STL	PTS-AVG
1988-89	28-0	10.0	17-55	.309	0-4	.000	10-21	.476	23-0.8	20	0	7	44-1.6
1989-90	15-0	6.4	8-21	.381	0-0	.000	5-6	.833	1-0.1	5	0	1	21-1.4
1990-91	26-1	11.7	34-79	.430	0-2	.000	12-17	.706	35-1.3	31	0	6	80-3.1
1991-92	31-0	9.3	26-52	.500	2-6	.333	14-16	.875	18-0.6	33	0	7	68-2.2
TOTAL	100-1	9.4	85-207	.411	2-12	.167	41-60	.683	77-0.8	89	0	21	213-2.1

## AMY AUDIBERT (2003-07)

YEAR	GP-GS	MPG	FGM-FGA	PCT	3PM-3PA	PCT	FTM-FTA	PCT	REB-AVG	AST	BLK	STL	PTS-AVG
2003-04	9-0	3.7	4-15	.267	0-0	.000	2-6	.333	11-1.2	2	0	0	10-1.1
2004-05	18-7	11.8	18-44	.409	0-0	.000	10-16	.625	34-1.9	12	5	5	46-2.6
2005-06	24-0	8.8	7-23	.304	0-0	.000	6-11	.545	30-1.3	6	7	4	20-0.8
2006-07	29-21	12.2	17-52	.327	4-10	.400	10-14	.714	61-2.1	15	9	11	48-1.7
TOTAL	80-28	9.1	46-134	.343	4-10	.400	28-47	.596	136-1.7	35	21	20	124-1.6

## VERA ARSOVA (2001-03)

YEAR	GP-GS	MPG	FGM-FGA	PCT	3PM-3PA	PCT	FTM-FTA	PCT	REB-AVG	AST	BLK	STL	PTS-AVG
2001-02	NO STATS AVAILABLE						NO STATS AVAILABLE						
2002-03	6-0	2.7	1-4	.250	0-0	.000	0-0	.000	6-1.0	0	0	0	2-0.3
TOTAL	NO STATS AVAILABLE						NO STATS AVAILABLE						

## MARECION ATHANAS (1972-73)

YEAR	GP-GS	MPG	FGM-FGA	PCT	3PM-3PA	PCT	FTM-FTA	PCT	REB-AVG	AST	BLK	STL	PTS-AVG
1972-73	NO STATS AVAILABLE						NO STATS AVAILABLE						
TOTAL	NO STATS AVAILABLE						NO STATS AVAILABLE						

## SHANESE BAILEY (2016-18)

YEAR	GP-GS	MPG	FGM-FGA	PCT	3PM-3PA	PCT	FTM-FTA	PCT	REB-AVG	AST	BLK	STL	PTS-AVG
2016-17	33-2	10.1	36-86	.419	0-10	.000	36-43	.837	57-1.7	14	1	15	108-3.3
2017-18	30-17	21.3	74-167	.443	5-26	.192	69-93	.742	105-3.5	29	5	23	222-7.4
TOTAL	63-19	15.4	110-253	.435	5-36	.139	105-136	.772	162-2.6	43	6	38	330-5.2

## DEBBIE BAKER (1976-77)

YEAR	GP-GS	MPG	FGM-FGA	PCT	3PM-3PA	PCT	FTM-FTA	PCT	REB-AVG	AST	BLK	STL	PTS-AVG
1976-77	NO STATS AVAILABLE						NO STATS AVAILABLE						
TOTAL	NO STATS AVAILABLE						NO STATS AVAILABLE						

## ENDIA BANKS (2017-21)

YEAR	GP-GS	MPG	FGM-FGA	PCT	3PM-3PA	PCT	FTM-FTA	PCT	REB-AVG	AST	BLK	STL	PTS-AVG
2017-18	32-32	26.4	99-222	.446	12-48	.250	37-55	.673	141-4.4	87	3	34	247-7.7
2018-19	34-14	21.4	51-144	.354	14-46	.304	14-23	.609	120-3.5	74	3	18	130-3.8
2019-20	30-30	29.3	80-207	.386	19-62	.306	34-55	.618	114-3.8	97	3	33	213-7.1
2020-21	22-16	30.2	87-202	.431	17-56	.304	25-42	.595	100-4.5	69	0	21	216-9.8
TOTAL	118-92	26.4	317-775	.409	62-212	.292	110-175	.629	475-4.0	327	9	106	806-6.8

## DIANE BARNES (2007-10)

YEAR	GP-GS	MPG	FGM-FGA	PCT	3PM-3PA	PCT	FTM-FTA	PCT	REB-AVG	AST	BLK	STL	PTS-AVG
2007-08	29-9	13.7	26-72	.361	0-0	.000	15-36	.417	91-3.1	6	11	21	67-2.3
2008-09	26-11	17.2	59-117	.504	0-1	.000	33-61	.541	99-3.8	12	9	22	151-5.8
2009-10	35-30	28.1	126-231	.545	0-0	.000	72-118	.610	267-7.6	32	20	31	324-9.3
TOTAL	90-50	19.7	211-420	.502	0-1	.000	120-215	.558	457-5.1	50	40	74	218-6.0

# CAREER STATS: BAR-BOL



## BETH BARNHART (1995-99)

YEAR	GP-GS	MPG	FGM-FGA	PCT	3PM-3PA	PCT	FTM-FTA	PCT	REB-AVG	AST	BLK	STL	PTS-AVG
1995-96	27-12	19.0	48-146	.329	6-23	.261	29-37	.784	67-2.5	42	0	27	131-4.9
1996-97	29---	---	48-166	.289	8-33	.242	30-51	.588	77-2.7	52	3	32	134-4.6
1997-98	27-3	16.3	46-108	.426	9-21	.429	37-48	.771	56-2.1	37	1	18	138-5.1
1998-99	28-27	29.8	76-215	.353	14-55	.255	51-72	.708	88-3.1	72	3	43	217-7.8
TOTAL	111-42	---	218-635	.343	37-132	.280	147-208	.707	288-2.6	203	7	120	620-5.6

## KATHY BARNHART (1974-75)

YEAR	GP-GS	MPG	FGM-FGA	PCT	3PM-3PA	PCT	FTM-FTA	PCT	REB-AVG	AST	BLK	STL	PTS-AVG
1974-75	NO STATS AVAILABLE						NO STATS AVAILABLE						
TOTAL	NO STATS AVAILABLE						NO STATS AVAILABLE						

## MARCI BELL (1975-77)

YEAR	GP-GS	MPG	FGM-FGA	PCT	3PM-3PA	PCT	FTM-FTA	PCT	REB-AVG	AST	BLK	STL	PTS-AVG
1975-76	NO STATS AVAILABLE						NO STATS AVAILABLE						
1976-77	NO STATS AVAILABLE						NO STATS AVAILABLE						
TOTAL	NO STATS AVAILABLE						NO STATS AVAILABLE						

## PAT BENTOSKI (1979-80)

YEAR	GP-GS	MPG	FGM-FGA	PCT	3PM-3PA	PCT	FTM-FTA	PCT	REB-AVG	AST	BLK	STL	PTS-AVG
1979-80	34-26	---	112-239	.469	---	---	37-55	.673	57-1.7	130	5	98	261-7.7
TOTAL	34-26	---	112-239	.469	---	---	37-55	.673	57-1.7	130	5	98	261-7.7

## SHARON BJORK (1975-76)

YEAR	GP-GS	MPG	FGM-FGA	PCT	3PM-3PA	PCT	FTM-FTA	PCT	REB-AVG	AST	BLK	STL	PTS-AVG
1975-76	NO STATS AVAILABLE						NO STATS AVAILABLE						
TOTAL	NO STATS AVAILABLE						NO STATS AVAILABLE						

## BRIYANA BLAIR (2007-09)

YEAR	GP-GS	MPG	FGM-FGA	PCT	3PM-3PA	PCT	FTM-FTA	PCT	REB-AVG	AST	BLK	STL	PTS-AVG
2007-08	21-0	8.1	16-40	.400	2-7	.286	7-13	.538	22-1.0	14	0	11	41-2.0
2008-09	28-5	10.4	29-83	.349	3-22	.136	11-29	.379	49-1.8	21	6	20	72-2.6
TOTAL	49-5	9.3	45-123	.366	5-29	.172	18-42	.429	71-1.4	35	6	31	113-2.3

## GAILYN BLOUNT (1972-75)

YEAR	GP-GS	MPG	FGM-FGA	PCT	3PM-3PA	PCT	FTM-FTA	PCT	REB-AVG	AST	BLK	STL	PTS-AVG
1972-73	NO STATS AVAILABLE						NO STATS AVAILABLE						
1973-74	NO STATS AVAILABLE						NO STATS AVAILABLE						
1974-75	NO STATS AVAILABLE						NO STATS AVAILABLE						
TOTAL	NO STATS AVAILABLE						NO STATS AVAILABLE						

## OCTAVIA BLUE (1994-98)

YEAR	GP-GS	MPG	FGM-FGA	PCT	3PM-3PA	PCT	FTM-FTA	PCT	REB-AVG	AST	BLK	STL	PTS-AVG
1994-95	24-23	29.8	127-329	.386	0-2	.000	94-144	.653	172-7.2	14	20	32	348-14.5
1995-96	27-27	29.2	178-365	.488	0-0	.000	76-134	.567	174-6.4	26	5	35	432-16.0
1996-97	29-28		161-382	.421	0-1	.000	66-102	.647	162-5.6	15	5	37	388-13.4
1997-98	29-29	33.1	205-448	.458	24-53	.453	122-169	.722	164-5.7	23	8	35	556-19.2
TOTAL	109-107		671-1524	.440	24-56	.429	358-549	.652	672-6.2	78	38	139	1,724-15.8

## MARTHA BODLEY (1998-02)

YEAR	GP-GS	MPG	FGM-FGA	PCT	3PM-3PA	PCT	FTM-FTA	PCT	REB-AVG	AST	BLK	STL	PTS-AVG
1998-99	13-0	6.6	10-21	.476	0-0	.000	12-24	.500	35-2.7	1	8	0	32-2.5
1999-00	10-0	5.4	3-10	.300	0-0	.000	1-4	.250	11-1.1	0	6	0	7-0.7
2000-01	18-0	4.5	15-31	.484	0-0	.000	4-10	.400	22-1.2	2	6	2	34-1.9
2001-02	NO STATS AVAILABLE						NO STATS AVAILABLE						
TOTAL	NO STATS AVAILABLE						NO STATS AVAILABLE						

## WENDY BOLTON (1972-73)

YEAR	GP-GS	MPG	FGM-FGA	PCT	3PM-3PA	PCT	FTM-FTA	PCT	REB-AVG	AST	BLK	STL	PTS-AVG
1972-73	NO STATS AVAILABLE						NO STATS AVAILABLE						
TOTAL	NO STATS AVAILABLE						NO STATS AVAILABLE						



# CAREER STATS: BOW-CAF

## VICKI BOWERS (1988-92)

YEAR	GP-GS	MPG	FGM-FGA	PCT	3PM-3PA	PCT	FTM-FTA	PCT	REB-AVG	AST	BLK	STL	PTS-AVG
1988-89	7-0	4.6	4-12	.333	0-0	.000	0-1	.000	6-0.9	0	0	1	8-1.1
1989-90	12-0	3.3	2-8	.250	0-0	.000	1-3	.333	12-1.0	1	0	1	5-0.4
1990-91	8-0	1.3	1-4	.250	0-0	.000	0-0	.000	3-0.4	0	0	0	2-0.3
1991-92	12-0	3.3	1-8	.125	0-0	.000	0-1	.000	6-0.5	0	0	0	2-0.2
TOTAL	39-0	2.9	8-32	.250	0-0	.000	1-5	.200	27-0.7	1	0	2	17-0.4

## PAT BOWIE (1978-79)

YEAR	GP-GS	MPG	FGM-FGA	PCT	3PM-3PA	PCT	FTM-FTA	PCT	REB-AVG	AST	BLK	STL	PTS-AVG
1978-79	NO STATS AVAILABLE						NO STATS AVAILABLE						
TOTAL	NO STATS AVAILABLE						NO STATS AVAILABLE						

## JOANI BOWLES (1983-85)

YEAR	GP-GS	MPG	FGM-FGA	PCT	3PM-3PA	PCT	FTM-FTA	PCT	REB-AVG	AST	BLK	STL	PTS-AVG
1983-84	31-31	---	215-433	.497	---	---	76-123	.618	261-8.4	38	45	82	506-16.3
1984-85	17-14	---	59-106	.557	---	---	20-31	.645	77-4.5	9	18	12	138-8.1
TOTAL	48-45	---	274-539	.508	---	---	96-154	.623	338-7.0	47	63	94	644-13.4

## REGINA BRANT (1985-87)

YEAR	GP-GS	MPG	FGM-FGA	PCT	3PM-3PA	PCT	FTM-FTA	PCT	REB-AVG	AST	BLK	STL	PTS-AVG
1985-86	16-2	6.6	13-39	.333	---	---	3-7	.429	28-1.8	0	3	1	29-1.8
1986-87	21-0	9.0	12-50	.240	---	---	2-6	.333	49-2.3	2	5	7	26-1.2
TOTAL	37-2	7.8	25-89	.281	---	---	5-13	.384	77-2.1	2	8	8	55-1.5

## CHANIVIA BROUSSARD (2000-04)

YEAR	GP-GS	MPG	FGM-FGA	PCT	3PM-3PA	PCT	FTM-FTA	PCT	REB-AVG	AST	BLK	STL	PTS-AVG
2000-01	27-22	21.9	158-369	.428	4-15	.267	36-74	.486	152-25.6	22	32	46	356-13.2
2001-02	29-20	---	173-407	.425	13-51	.255	54-85	.635	124-4.3	27	35	57	413-14.2
2002-03	29-5	16.9	115-263	.437	8-31	.258	35-69	.507	126-4.3	31	32	35	273-9.4
2003-04	29-28	28.9	175-359	.487	3-15	.200	87-127	.685	181-6.2	48	33	64	440-15.2
TOTAL	114-75	---	621-1398	.444	28-112	.250	212-355	.597	583-5.1	128	132	202	1,482-13.0

## MARIA BROWN (2010-14)

YEAR	GP-GS	MPG	FGM-FGA	PCT	3PM-3PA	PCT	FTM-FTA	PCT	REB-AVG	AST	BLK	STL	PTS-AVG
2010-11	33-0	13.4	32-75	.427	0-0	.000	24-42	.571	76-2.3	13	15	12	88-2.7
2011-12	32-0	13.0	33-94	.351	0-2	.000	15-36	.417	93-2.9	13	5	15	81-2.5
2012-13	32-3	13.9	33-90	.367	0-1	.000	16-18	.889	100-3.1	21	9	14	82-2.6
2013-14	31-22	21.9	70-180	.389	0-3	.000	39-62	.629	154-5.0	33	17	27	179-5.8
TOTAL	128-25	15.5	168-439	.383	0-6	.000	94-158	.595	423-3.3	80	46	68	430-3.4

## CHOUNTELLE BULLOCK (1986-89)

YEAR	GP-GS	MPG	FGM-FGA	PCT	3PM-3PA	PCT	FTM-FTA	PCT	REB-AVG	AST	BLK	STL	PTS-AVG
1986-87	DNP												
1987-88	27-15	23.7	93-222	.419	0-0	.000	67-103	.650	183-6.8	40	11	24	253-9.4
1988-89	15-2	23.7	50-118	.424	0-0	.000	22-36	.611	119-7.9	15	13	11	122-8.1
TOTAL	42-17	23.7	143-340	.421	0-0	.000	89-139	.640	302-7.2	55	24	35	375-8.9

## SYLVIA BULLOCK (2008-12)

YEAR	GP-GS	MPG	FGM-FGA	PCT	3PM-3PA	PCT	FTM-FTA	PCT	REB-AVG	AST	BLK	STL	PTS-AVG
2008-09	28-5	11.5	28-72	.389	0-0	.000	16-37	.432	67-2.4	10	12	20	72-2.6
2009-10	36-21	21.4	44-121	.364	0-0	.000	34-80	.425	146-4.1	22	35	34	122-3.4
2010-11	33-33	26.9	52-97	.536	0-0	.000	36-90	.400	132-4.0	42	29	33	140-4.2
2011-12	32-32	23.9	48-103	.466	0-0	.000	35-69	.507	139-4.3	36	44	23	131-4.1
TOTAL	129-91	20.9	172-393	.438	0-0	.000	121-276	.438	417-3.8	110	120	110	465-3.6

## HOPE BUTLER (1984-88)

YEAR	GP-GS	MPG	FGM-FGA	PCT	3PM-3PA	PCT	FTM-FTA	PCT	REB-AVG	AST	BLK	STL	PTS-AVG
1984-85	17-0	---	19-40	.475	---	---	22-35	.629	64-3.8	9	1	14	60-3.5
1985-86	27-24	28.8	106-227	.467	---	---	27-48	.563	148-5.5	30	4	43	239-8.9
1986-87	30-30	35.3	211-421	.501	---	---	77-125	.616	266-8.9	36	2	82	499-16.6
1987-88	27-25	31.3	145-273	.531	0-1	.000	69-98	.704	216-8.0	49	2	51	359-13.3
TOTAL	101-79	---	481-961	.501	0-1	.000	195-306	.637	694-6.9	124	9	190	1,157-11.5

## CHANDRA CAFFEY (1976-78)

YEAR	GP-GS	MPG	FGM-FGA	PCT	3PM-3PA	PCT	FTM-FTA	PCT	REB-AVG	AST	BLK	STL	PTS-AVG
1976-77	NO STATS AVAILABLE												
1977-78	NO STATS AVAILABLE						NO STATS AVAILABLE						
TOTAL	NO STATS AVAILABLE						NO STATS AVAILABLE						

# CAREER STATS: CAP-COL



## JESSICA CAPERS (2011-13)

YEAR	GP-GS	MPG	FGM-FGA	PCT	3PM-3PA	PCT	FTM-FTA	PCT	REB-AVG	AST	BLK	STL	PTS-AVG
2011-12	20-0	7.4	15-34	.441	0-0	.000	4-14	.286	47-2.4	3	4	8	34-1.7
2012-13	17-0	6.3	7-18	.389	0-0	.000	4-9	.444	25-1.5	1	2	6	18-1.1
TOTAL	37-0	6.9	22-52	.423	0-0	.000	8-23	.348	72-1.9	4	6	14	52-1.4

## JESSIE CASTANEDA (1993-94)

YEAR	GP-GS	MPG	FGM-FGA	PCT	3PM-3PA	PCT	FTM-FTA	PCT	REB-AVG	AST	BLK	STL	PTS-AVG
1993-94	27-3	14.5	28-104	.269	8-36	.222	9-15	.600	38-1.4	32	0	22	73-2.7
TOTAL	27-3	14.5	28-104	.269	8-36	.222	9-15	.600	38-1.4	32	0	22	73-2.7

## BARBARA CASTINEIRA (1976-80)

YEAR	GP-GS	MPG	FGM-FGA	PCT	3PM-3PA	PCT	FTM-FTA	PCT	REB-AVG	AST	BLK	STL	PTS-AVG
1976-77			NO STATS AVAILABLE				NO STATS AVAILABLE						
1977-78			NO STATS AVAILABLE				NO STATS AVAILABLE						
1978-79			NO STATS AVAILABLE				NO STATS AVAILABLE						
1979-80	28-14	---	47-116	.405	---	---	11-22	.500	35-1.3	30	5	29	105-3.8
TOTAL													

## YASMEEN CHANG (2019-PRES.)

YEAR	GP-GS	MPG	FGM-FGA	PCT	3PM-3PA	PCT	FTM-FTA	PCT	REB-AVG	AST	BLK	STL	PTS-AVG
2019-20	18-0	7.0	9-40	.225	1-7	.143	7-11	.636	16-0.9	7	1	9	26-1.4
TOTAL	18-0	7.0	9-40	.225	1-7	.143	7-11	.636	16-0.9	7	1	9	26-1.4

## ANN CHIARELLI (1972-73)

YEAR	GP-GS	MPG	FGM-FGA	PCT	3PM-3PA	PCT	FTM-FTA	PCT	REB-AVG	AST	BLK	STL	PTS-AVG
1972-73			NO STATS AVAILABLE				NO STATS AVAILABLE						
TOTAL			NO STATS AVAILABLE				NO STATS AVAILABLE						

## CHARMAINE CLARK (2006-10)

YEAR	GP-GS	MPG	FGM-FGA	PCT	3PM-3PA	PCT	FTM-FTA	PCT	REB-AVG	AST	BLK	STL	PTS-AVG
2006-07	30-20	27.9	75-218	.344	11-42	.262	55-95	.579	146-4.9	32	14	23	216-7.2
2007-08	29-19	21.2	61-167	.365	6-29	.207	42-66	.636	98-3.4	26	18	18	170-5.9
2008-09	30-28	25.1	76-177	.429	2-7	.286	27-51	.529	123-4.1	81	26	27	181-6.0
2009-10	35-30	29.4	92-268	.343	16-63	.254	40-61	.656	144-4.1	104	15	40	240-6.9
TOTAL	124-97	25.9	304-830	.366	35-141	.248	164-273	.600	511-4.1	243	73	118	807-6.5

## DALIA CLARK (1999-01)

YEAR	GP-GS	MPG	FGM-FGA	PCT	3PM-3PA	PCT	FTM-FTA	PCT	REB-AVG	AST	BLK	STL	PTS-AVG
1999-00	15-0	12.0	25-71	.352	4-17	.235	12-20	.600	53-3.5	9	5	13	66-4.4
2000-01	28-17	23.0	99-219	.452	7-27	.259	27-53	.509	179-6.4	73	12	59	232-8.3
TOTAL	43-17	17.5	124-290	.428	11-44	.250	39-73	.534	232-5.4	82	17	72	298-6.9

## NANCI CLAYTON (1985-90)

YEAR	GP-GS	MPG	FGM-FGA	PCT	3PM-3PA	PCT	FTM-FTA	PCT	REB-AVG	AST	BLK	STL	PTS-AVG
1985-86	24-3	12.5	25-80	.313	---	---	9-20	.450	86-3.6	5	5	27	59-2.5
1986-87	5-5	33.2	22-55	.400	---	---	12-16	.750	28-5.6	2	1	12	56-11.2
1987-88	DNP												
1988-89	29-24	19.9	73-141	.518	0-0	.000	44-75	.587	123-4.2	15	5	26	190-6.6
1989-90	31-31	28.8	96-189	.508	0-0	.000	37-57	.649	208-6.7	18	11	43	229-7.4
TOTAL	89-63	23.6	216-465	.465	0-0	.000	102-168	.607	445-5.0	40	22	108	534-6.0

## JEANNINE CLEMENT (1973-74)

YEAR	GP-GS	MPG	FGM-FGA	PCT	3PM-3PA	PCT	FTM-FTA	PCT	REB-AVG	AST	BLK	STL	PTS-AVG
1973-74			NO STATS AVAILABLE				NO STATS AVAILABLE						
TOTAL			NO STATS AVAILABLE				NO STATS AVAILABLE						

## CARLY COLLINSON (1996-97)

YEAR	GP-GS	MPG	FGM-FGA	PCT	3PM-3PA	PCT	FTM-FTA	PCT	REB-AVG	AST	BLK	STL	PTS-AVG
1996-97	28-N/A	N/A	30-60	.500	0-0	.000	9-17	.529	50-1.8	2	15	4	69-2.5
TOTAL	28-N/A	N/A	30-60	.500	0-0	.000	9-17	.529	50-1.8	2	15	4	69-2.5

## JULIE COLVILLE (1985-86)

YEAR	GP-GS	MPG	FGM-FGA	PCT	3PM-3PA	PCT	FTM-FTA	PCT	REB-AVG	AST	BLK	STL	PTS-AVG
1985-86	25-2	7.6	17-38	.447	---	---	5-8	.625	30-1.2	3	8	5	39-1.6
TOTAL	25-2	7.6	17-38	.447	---	---	5-8	.625	30-1.2	3	8	5	39-1.6



# CAREER STATS: COR-DRA

## LAURA CORNELIUS (2015-17; 2018-19)

YEAR	GP-GS	MPG	FGM-FGA	PCT	3PM-3PA	PCT	FTM-FTA	PCT	REB-AVG	AST	BLK	STL	PTS-AVG
2015-16	33-0	22.4	66-167	.395	47-111	.423	8-10	.800	67-2.0	84	1	23	187-5.7
2016-17	31-6	25.8	87-215	.405	44-118	.373	31-41	.756	102-3.3	88	0	38	249-8.0
2017-18		DNP		DNP		DNP		DNP		DNP		DNP	
2018-19	34-34	31.0	109-258	.422	52-137	.380	75-88	.852	117-3.4	141	3	38	345-10.1
TOTAL	98-40	26.4	262-640	.409	143-366	.391	114-139	.820	286-2.9	313	4	99	781-8.0

## LATOYA CUNNINGHAM (2005-09)

YEAR	GP-GS	MPG	FGM-FGA	PCT	3PM-3PA	PCT	FTM-FTA	PCT	REB-AVG	AST	BLK	STL	PTS-AVG
2005-06	30-1	22.9	47-147	.320	23-89	.258	15-25	.600	63-2.1	51	0	15	132-4.4
2006-07	30-3	24.9	47-158	.297	24-93	.258	16-21	.762	94-3.1	60	3	14	134-4.5
2007-08	30-15	38.7	76-235	.323	43-151	.285	7-13	.538	66-2.2	74	1	36	202-6.7
2008-09	29-25	30.2	86-228	.377	50-140	.357	17-28	.607	72-2.5	89	0	30	239-8.2
TOTAL	119-43	29.2	256-768	.333	140-473	.296	55-87	.632	295-2.5	274	4	95	707-5.9

## MARIANNE CURTIS (2004-06)

YEAR	GP-GS	MPG	FGM-FGA	PCT	3PM-3PA	PCT	FTM-FTA	PCT	REB-AVG	AST	BLK	STL	PTS-AVG
2004-05	24-2	7.4	4-31	.129	2-3	.667	9-11	.818	14-0.6	12	0	8	19-0.8
2005-06		DNP		DNP		DNP		DNP		DNP		DNP	
TOTAL	24-2	7.4	4-31	.129	2-3	.667	9-11	.818	14-0.6	12	0	8	19-0.8

## ERYKAH DAVENPORT (2014-18)

YEAR	GP-GS	MPG	FGM-FGA	PCT	3PM-3PA	PCT	FTM-FTA	PCT	REB-AVG	AST	BLK	STL	PTS-AVG
2014-15	33-0	12.4	50-114	.439	0-0	.000	16-37	.432	121-3.7	4	18	21	116-3.5
2015-16	33-21	17.9	83-162	.512	0-1	.000	37-72	.514	172-5.2	14	25	31	203-6.2
2016-17	33-30	18.5	95-168	.565	0-0	.000	33-60	.550	162-4.9	13	23	45	223-6.8
2017-18	31-31	25.8	152-277	.549	0-0	.000	85-129	.659	267-8.6	30	26	47	389-12.5
TOTAL	130-82	18.5	380-721	.527	0-1	.000	171-298	.574	722-5.6	61	92	144	931-7.2

## LAURA DELPRINCIPE (1983-84)

YEAR	GP-GS	MPG	FGM-FGA	PCT	3PM-3PA	PCT	FTM-FTA	PCT	REB-AVG	AST	BLK	STL	PTS-AVG
1983-84	9-0	---	2-7	.286	---	---	0-3	.000	9-1.0	0	0	0	4-0.4
TOTAL	9-0	---	2-7	.286	---	---	0-3	.000	9-1.0	0	0	0	4-0.4

## CAPRICE DENNIS (2012-14)

YEAR	GP-GS	MPG	FGM-FGA	PCT	3PM-3PA	PCT	FTM-FTA	PCT	REB-AVG	AST	BLK	STL	PTS-AVG
2012-13	27-0	13.6	24-101	.238	11-56	.196	7-14	.500	25-0.9	21	2	19	66-2.4
2013-14	27-14	23.6	90-256	.352	38-115	.330	57-84	.679	84-3.1	38	1	33	275-10.2
TOTAL	54-14	18.6	114-357	.319	49-171	.287	64-98	.653	109-2.0	59	3	52	341-6.3

## BRITTANY DENSON (2005-07)

YEAR	GP-GS	MPG	FGM-FGA	PCT	3PM-3PA	PCT	FTM-FTA	PCT	REB-AVG	AST	BLK	STL	PTS-AVG
2005-06	22-11	19.0	49-107	.458	0-0	.000	28-52	.538	117-5.3	18	30	26	126-5.7
2006-07	17-16	23.8	60-119	.504	0-0	.000	23-35	.657	117-6.9	17	17	19	143-8.4
TOTAL	39-27	21.4	109-226	.482	0-0	.000	51-87	.586	234-6.0	35	47	45	269-6.9

## IMANI DHAHABU (2003-05)

YEAR	GP-GS	MPG	FGM-FGA	PCT	3PM-3PA	PCT	FTM-FTA	PCT	REB-AVG	AST	BLK	STL	PTS-AVG
2003-04	10-0	11.1	16-26	.615	0-0	.000	3-4	.750	24-2.4	3	4	7	35-3.5
2004-05	29-18	20.1	70-170	.412	0-0	.000	23-33	.697	144-5.0	14	24	28	163-5.6
TOTAL	39-18	15.6	86-196	.439	0-0	.000	26-37	.703	168-4.3	17	28	35	198-5.1

## MAEVA DJALDI-TABDI (2021-22)

YEAR	GP-GS	MPG	FGM-FGA	PCT	3PM-3PA	PCT	FTM-FTA	PCT	REB-AVG	AST	BLK	STL	PTS-AVG
2021-22	34-0	17.0	89-221	.403	23-78	.295	18-29	.621	115-3.4	20	39	11	219-6.4
TOTAL	34-0	17.0	89-221	.403	23-78	.295	18-29	.621	115-3.4	20	39	11	219-6.4

## SUE DOURNEY (1972-73)

YEAR	GP-GS	MPG	FGM-FGA	PCT	3PM-3PA	PCT	FTM-FTA	PCT	REB-AVG	AST	BLK	STL	PTS-AVG
1972-73													
TOTAL													

## LATOYA DRAKE (2007-09)

YEAR	GP-GS	MPG	FGM-FGA	PCT	3PM-3PA	PCT	FTM-FTA	PCT	REB-AVG	AST	BLK	STL	PTS-AVG
2007-08	25-1	11.7	27-71	.380	0-0	.000	26-39	.667	31-2.2	3	12	12	80-3.2
2008-09	29-19	16.0	67-130	.515	0-0	.000	26-45	.578	98-3.4	10	12	21	160-5.5
TOTAL	54-20	13.9	94-201	.468	0-0	.000	52-84	.619	129-3.8	13	24	33	240-4.4

# CAREER STATS: DRU-FAU



## SHANNON DRURY (1996-99)

YEAR	GP-GS	MPG	FGM-FGA	PCT	3PM-3PA	PCT	FTM-FTA	PCT	REB-AVG	AST	BLK	STL	PTS-AVG
1996-97	26-N/A	N/A	23-82	.280	11-51	.216	14-17	.824	33-1.3	17	0	11	71-2.7
1997-98	29-20	19.9	46-139	.331	33-92	.359	22-31	.710	67-2.3	27	0	26	147-5.1
1998-99	15-9	23.1	44-105	.419	23-65	.354	5-6	.833	46-3.1	26	0	15	116-7.7
TOTAL	56-29	---	113-326	.347	67-208	.322	41-54	.759	146-2.6	70	0	52	334-6.0

## LASHAE DWYER (2021-PRES)

YEAR	GP-GS	MPG	FGM-FGA	PCT	3PM-3PA	PCT	FTM-FTA	PCT	REB-AVG	AST	BLK	STL	PTS-AVG
2021-22	30-0	11.4	35-100	.350	5-24	.208	30-47	.638	52-1.7	21	2	38	105-3.5
TOTAL	30-0	11.4	35-100	.350	5-24	.208	30-47	.638	52-1.7	21	2	38	105-3.5

## SUE EAST (1973-75)

YEAR	GP-GS	MPG	FGM-FGA	PCT	3PM-3PA	PCT	FTM-FTA	PCT	REB-AVG	AST	BLK	STL	PTS-AVG
1973-74	NO STATS AVAILABLE						NO STATS AVAILABLE						
1974-75	NO STATS AVAILABLE						NO STATS AVAILABLE						
TOTAL	NO STATS AVAILABLE						NO STATS AVAILABLE						

## MELISSA EDWARDS (1985-89)

YEAR	GP-GS	MPG	FGM-FGA	PCT	3PM-3PA	PCT	FTM-FTA	PCT	REB-AVG	AST	BLK	STL	PTS-AVG
1985-86	22-6	13.6	20-59	.339	---	---	23-40	.575	53-2.4	3	5	4	63-2.9
1986-87	5-0	4.4	2-6	.333	---	---	0-1	.000	2-0.4	1	0	0	4-0.8
1987-88	24-13	19.3	56-116	.483	0-0	.000	22-35	.629	78-3.3	4	6	7	134-5.6
1988-89	29-3	16.0	57-137	.416	0-0	.000	25-48	.521	112-3.9	3	15	12	139-4.8
TOTAL	80-22	13.3	135-318	.425	0-0	.000	70-124	.565	245-3.1	11	26	23	340-4.3

## KARLA ERJAVEC (2020-PRES)

YEAR	GP-GS	MPG	FGM-FGA	PCT	3PM-3PA	PCT	FTM-FTA	PCT	REB-AVG	AST	BLK	STL	PTS-AVG
2020-21	17-6	21.5	27-81	.333	15-47	.319	3-4	.750	21-1.2	34	0	9	72-4.2
2021-22	34-34	28.7	79-205	.385	37-103	.359	35-44	.795	92-2.7	94	5	26	230-6.8
TOTAL	17-6	21.5	27-81	.333	15-47	.319	3-4	.750	21-1.2	34	0	9	72-4.2

## LISA ERMAN (1981-83)

YEAR	GP-GS	MPG	FGM-FGA	PCT	3PM-3PA	PCT	FTM-FTA	PCT	REB-AVG	AST	BLK	STL	PTS-AVG
1981-82	7-0	---	2-8	.250	---	---	0-0	.000	4-0.6	1	0	0	4-0.6
1982-83	6-0	---	3-7	.429	---	---	2-2	1.000	11-1.8	-	-	-	8-1.3
TOTAL	13-0	---	5-15	.333	---	---	2-2	1.000	15-1.2	-	-	-	12-0.9

## SELENA ESKINAZI-BUDGE (2004-06)

YEAR	GP-GS	MPG	FGM-FGA	PCT	3PM-3PA	PCT	FTM-FTA	PCT	REB-AVG	AST	BLK	STL	PTS-AVG
2004-05	5-0	1.6	0-1	.000	0-0	.000	0-0	.000	1-0.2	0	0	0	0-0.0
2005-06	4-0	8.3	2-6	.333	2-4	.500	2-5	.400	5-1.3	3	0	1	8-2.0
TOTAL	9-0	5.0	2-7	.286	2-4	.500	2-5	.400	6-0.7	3	0	1	8-0.9

## SHERRI EYER (1988-92)

YEAR	GP-GS	MPG	FGM-FGA	PCT	3PM-3PA	PCT	FTM-FTA	PCT	REB-AVG	AST	BLK	STL	PTS-AVG
1988-89	23-0	6.5	19-34	.559	0-0	.000	4-7	.571	27-1.2	4	1	3	42-1.8
1989-90	27-0	8.3	23-50	.460	0-0	.000	8-15	.533	30-1.1	11	1	3	54-2.0
1990-91	30-22	22.6	70-147	.476	0-0	.000	26-52	.500	108-3.6	21	4	27	166-5.5
1991-92	32-1	12.7	29-62	.468	0-0	.000	11-20	.550	67-2.1	5	1	9	69-2.2
TOTAL	112-23	12.5	141-293	.481	0-0	.000	49-94	.521	232-2.1	41	7	42	331-3.0

## SUE FARBBER (1975-76)

YEAR	GP-GS	MPG	FGM-FGA	PCT	3PM-3PA	PCT	FTM-FTA	PCT	REB-AVG	AST	BLK	STL	PTS-AVG
1975-76	NO STATS AVAILABLE						NO STATS AVAILABLE						
TOTAL	NO STATS AVAILABLE						NO STATS AVAILABLE						

## MARGARET FARLEY (1989-90)

YEAR	GP-GS	MPG	FGM-FGA	PCT	3PM-3PA	PCT	FTM-FTA	PCT	REB-AVG	AST	BLK	STL	PTS-AVG
1989-90	31-3	17.7	46-100	.460	0-2	.000	22-30	.733	55-1.8	55	3	25	114-3.7
1990-91	10-6	23.7	14-35	.400	0-0	.000	13-21	.619	19-1.9	21	0	5	41-4.1
TOTAL	41-9	20.7	60-135	.444	0-2	.000	35-51	.686	74-1.8	76	3	30	155-3.8

## MAUREEN FAULKNER (1993-96)

YEAR	GP-GS	MPG	FGM-FGA	PCT	3PM-3PA	PCT	FTM-FTA	PCT	REB-AVG	AST	BLK	STL	PTS-AVG
1993-94	15-3	12.0	7-29	.241	2-18	.111	0-2	.000	27-1.8	15	0	14	16-1.1
1994-95	27-27	26.7	27-76	.355	8-37	.215	15-29	.517	78-2.9	71	1	49	77-2.9
1995-96	26-20	24.1	22-77	.286	12-44	.273	5-9	.556	60-2.3	65	2	40	61-2.3
TOTAL	68-50	20.9	56-182	.308	22-99	.222	20-40	.500	165-2.4	151	3	103	154-2.3



# CAREER STATS: FEI-GON

## JULIE FEICHT (1988-89)

YEAR	GP-GS	MPG	FGM-FGA	PCT	3PM-3PA	PCT	FTM-FTA	PCT	REB-AVG	AST	BLK	STL	PTS-AVG
1988-89	10-0	5.9	6-26	.375	0-0	.000	1-3	.333	6-0.6	5	0	0	13-1.3
TOTAL	10-0	5.9	6-26	.375	0-0	.000	1-3	.333	6-0.6	5	0	0	13-1.3

## NAOMI FISTEL (1973-74)

YEAR	GP-GS	MPG	FGM-FGA	PCT	3PM-3PA	PCT	FTM-FTA	PCT	REB-AVG	AST	BLK	STL	PTS-AVG
1973-74	NO STATS AVAILABLE						NO STATS AVAILABLE						
TOTAL	NO STATS AVAILABLE						NO STATS AVAILABLE						

## WENDY FOOTE (1974-78)

YEAR	GP-GS	MPG	FGM-FGA	PCT	3PM-3PA	PCT	FTM-FTA	PCT	REB-AVG	AST	BLK	STL	PTS-AVG
1974-75	13		102	—	—	—	36-72	.500	—	—	—	—	240-18.5
1975-76	15		103	—	—	—	30-59	.508	—	—	—	—	236-15.7
1976-77	18		115	—	—	—	45-68	.662	—	—	—	—	295-16.4
1977-78	16		160	—	—	—	83-119	.697	—	—	—	—	403-25.2
TOTAL	62		480	—	—	—	194-318	.610	—	—	—	—	1,174-18.9

## KATHRYN FOWLER (1998-02)

YEAR	GP-GS	MPG	FGM-FGA	PCT	3PM-3PA	PCT	FTM-FTA	PCT	REB-AVG	AST	BLK	STL	PTS-AVG
1998-99	27-0	6.9	15-29	.517	0-0	.000	15-34	.441	51-1.9	8	1	5	45-1.7
1999-00	15-0	22.9	44-78	.564	0-0	.000	25-37	.676	94-6.3	16	0	20	113-7.5
2000-01	23-2	11.2	24-54	.444	1-1	1.000	16-24	.667	59-2.6	10	1	12	65-2.8
2001-02	NO STATS AVAILABLE						NO STATS AVAILABLE						
TOTAL													

## PAULA FRAILE RUIZ (2020-22)

YEAR	GP-GS	MPG	FGM-FGA	PCT	3PM-3PA	PCT	FTM-FTA	PCT	REB-AVG	AST	BLK	STL	PTS-AVG
2020-21	DNP		DNP		DNP		DNP		DNP		DNP		DNP
2021-22	12-0	2.9	6-14	.429	0-2	.000	0-0	.000	4-0.3	2	1	0	12-1.0
TOTAL	12-0	2.9	6-14	.429	0-2	.000	0-0	.000	4-0.3	2	1	0	12-1.0

## ANA FUENTES (1978-79)

YEAR	GP-GS	MPG	FGM-FGA	PCT	3PM-3PA	PCT	FTM-FTA	PCT	REB-AVG	AST	BLK	STL	PTS-AVG
1978-79	NO STATS AVAILABLE						NO STATS AVAILABLE						
TOTAL	NO STATS AVAILABLE						NO STATS AVAILABLE						

## CORDELIA FULMORE (1983-85)

YEAR	GP-GS	MPG	FGM-FGA	PCT	3PM-3PA	PCT	FTM-FTA	PCT	REB-AVG	AST	BLK	STL	PTS-AVG
1983-84	31-31	—	258-479	.539	—	—	90-141	.638	359-11.6	46	17	88	606-19.5
1984-85	28-28	—	228-417	.548	—	—	80-123	.650	250-8.9	73	25	100	536-19.1
TOTAL	59-59	—	486-896	.542	—	—	170-264	.644	609-10.3	119	42	188	1,142-19.4

## STEPHANIE GARDNER (2010-11)

YEAR	GP-GS	MPG	FGM-FGA	PCT	3PM-3PA	PCT	FTM-FTA	PCT	REB-AVG	AST	BLK	STL	PTS-AVG
2010-11	25-0	8.7	15-45	.333	5-17	.294	10-12	.833	13-0.5	14	0	5	45-1.8
TOTAL	25-0	8.7	15-45	.333	5-17	.294	10-12	.833	13-0.5	14	0	5	45-1.8

## RIKIAH GATLIN (2008-09)

YEAR	GP-GS	MPG	FGM-FGA	PCT	3PM-3PA	PCT	FTM-FTA	PCT	REB-AVG	AST	BLK	STL	PTS-AVG
2008-09	5-0	4.6	0-7	.000	0-0	.000	3-4	.750	11-2.2	1	0	1	3-0.6
TOTAL	5-0	4.6	0-7	.000	0-0	.000	3-4	.750	11-2.2	1	0	1	3-0.6

## SERENA-LYNN GELDOLF (2016-18)

YEAR	GP-GS	MPG	FGM-FGA	PCT	3PM-3PA	PCT	FTM-FTA	PCT	REB-AVG	AST	BLK	STL	PTS-AVG
2016-17	12-0	4.3	7-13	.538	0-0	.000	3-3	1.000	16-1.3	0	4	3	17-1.4
2017-18	27-0	8.7	32-65	.492	0-0	.000	9-21	.429	58-2.1	5	25	11	73-2.7
TOTAL	39-0	7.3	39-78	.500	0-0	.000	12-24	.500	74-1.9	5	29	14	90-2.3

## MARJORIE GERING (1978-79)

YEAR	GP-GS	MPG	FGM-FGA	PCT	3PM-3PA	PCT	FTM-FTA	PCT	REB-AVG	AST	BLK	STL	PTS-AVG
1978-79	NO STATS AVAILABLE						NO STATS AVAILABLE						
TOTAL	NO STATS AVAILABLE						NO STATS AVAILABLE						

## NYAYONGAH GONY (2020-PRES)

YEAR	GP-GS	MPG	FGM-FGA	PCT	3PM-3PA	PCT	FTM-FTA	PCT	REB-AVG	AST	BLK	STL	PTS-AVG
2020-21	22-0	10.2	26-69	.377	17-52	.327	9-12	.750	29-1.3	4	1	6	78-3.5
TOTAL	22-0	10.2	26-69	.377	17-52	.327	9-12	.750	29-1.3	4	1	6	78-3.5



# CAREER STATS: GRA-HAR



## DEBBIE GRAFENTIN (1977-79)

YEAR	GP-GS	MPG	FGM-FGA	PCT	3PM-3PA	PCT	FTM-FTA	PCT	REB-AVG	AST	BLK	STL	PTS-AVG	
1977-78		NO STATS AVAILABLE					NO STATS AVAILABLE							
1978-79		NO STATS AVAILABLE					NO STATS AVAILABLE							
TOTAL		NO STATS AVAILABLE					NO STATS AVAILABLE							

## MYKEA GRAY (2017-20; 21-22)

YEAR	GP-GS	MPG	FGM-FGA	PCT	3PM-3PA	PCT	FTM-FTA	PCT	REB-AVG	AST	BLK	STL	PTS-AVG
2017-18	32-32	25.9	121-335	.361	48-152	.316	83-111	.748	52-1.6	74	0	45	373-11.7
2018-19	34-34	28.0	135-337	.401	61-176	.347	98-126	.778	70-2.1	76	1	41	429-12.6
2019-20	30-30	29.1	120-343	.350	55-168	.327	87-108	.806	75-2.5	90	1	64	382-12.7
2020-21	DNP		DNP		DNP		DNP		DNP		DNP		
2021-22	31-6	16.1	44-155	.284	23-76	.303	36-48	.750	43-1.4	43	2	14	147-4.7
TOTAL	127-102	24.8	420-1171	.359	187-572	.327	3.4-393	.774	240-1.9	283	4	164	1331-10.5

## GINA GRAZIANI (1996-00)

YEAR	GP-GS	MPG	FGM-FGA	PCT	3PM-3PA	PCT	FTM-FTA	PCT	REB-AVG	AST	BLK	STL	PTS-AVG
1996-97	29-N/A	N/A	43-122	.352	10-31	.323	25-54	.462	78-2.7	198	50	38	131-4.5
1997-98	29-29	36.3	42-131	.321	5-37	.135	55-79	.696	81-2.8	210	5	41	144-5.0
1998-99	24-20	32.2	42-114	.368	2-16	.125	38-53	.717	59-2.5	153	0	29	124-5.2
1999-00	15-15	33.5	46-126	.365	6-18	.333	50-70	.714	41-2.7	94	0	25	148-9.9
TOTAL	97-64	---	173-493	.351	23-102	.225	168-256	.656	259-2.7	655	55	133	547-5.6

## NIGIA GREENE (2014-17)

YEAR	GP-GS	MPG	FGM-FGA	PCT	3PM-3PA	PCT	FTM-FTA	PCT	REB-AVG	AST	BLK	STL	PTS-AVG
2014-15	33-4	15.1	60-155	.387	29-103	.282	18-22	.818	46-1.4	14	0	35	167-5.1
2015-16	16-0	10.3	16-56	.286	11-38	.289	3-6	.500	10-0.6	6	0	9	46-2.9
2016-17	26-0	12.7	37-87	.425	23-62	.371	6-9	.667	29-1.1	16	2	12	103-4.0
TOTAL	75-4	13.2	113-298	.379	63-203	.310	27-37	.730	85-1.1	36	2	56	316-4.2

## ALBREY GRIMSLEY (2004-08)

YEAR	GP-GS	MPG	FGM-FGA	PCT	3PM-3PA	PCT	FTM-FTA	PCT	REB-AVG	AST	BLK	STL	PTS-AVG
2004-05	29-24	25.3	67-178	.376	13-53	.245	28-46	.609	97-3.3	74	1	26	175-6.0
2005-06	30-0	20.0	56-119	.471	1-9	.111	23-40	.575	104-3.5	62	8	30	136-4.5
2006-07	30-30	29.2	100-216	.463	10-32	.313	16-27	.593	102-3.4	82	4	39	226-7.5
2007-08	25-25	28.2	82-201	.408	10-32	.313	25-35	.714	69-2.8	93	4	22	199-8.0
TOTAL	114-79	25.7	305-714	.427	34-126	.270	92-148	.621	372-3.3	311	17	117	736-6.5

## SUE HAIGHT (1973-75)

YEAR	GP-GS	MPG	FGM-FGA	PCT	3PM-3PA	PCT	FTM-FTA	PCT	REB-AVG	AST	BLK	STL	PTS-AVG	
1973-74		NO STATS AVAILABLE					NO STATS AVAILABLE							
1974-75		NO STATS AVAILABLE					NO STATS AVAILABLE							
TOTAL		NO STATS AVAILABLE					NO STATS AVAILABLE							

## SANDRA HAMILTON (1985-86)

YEAR	GP-GS	MPG	FGM-FGA	PCT	3PM-3PA	PCT	FTM-FTA	PCT	REB-AVG	AST	BLK	STL	PTS-AVG	
1985-86		NO STATS AVAILABLE					NO STATS AVAILABLE							
TOTAL		NO STATS AVAILABLE					NO STATS AVAILABLE							

## DESTINY HARDEN (2018-PRES)

YEAR	GP-GS	MPG	FGM-FGA	PCT	3PM-3PA	PCT	FTM-FTA	PCT	REB-AVG	AST	BLK	STL	PTS-AVG
2019-20	25-15	16.6	46-127	.362	12-41	.293	18-31	.581	98-3.9	15	9	22	122-4.9
2020-21	22-21	23.6	89-178	.500	19-61	.311	39-61	.639	118-5.4	29	9	27	236-10.7
2021-22	24-21	20.7	71-162	.438	15-44	.341	27-39	.692	100-4.2	19	6	32	184-7.7
TOTAL	71-57	20.2	206-467	.441	46-146	.315	84-131	.641	316-4.5	63	24	81	542-7.6

## ELAINE HARLOW (1986-90)

YEAR	GP-GS	MPG	FGM-FGA	PCT	3PM-3PA	PCT	FTM-FTA	PCT	REB-AVG	AST	BLK	STL	PTS-AVG
1986-87	30-30	35.0	94-230	.409	---	---	57-71	.803	74-2.5	101	0	71	245-8.2
1987-88	26-6	19.0	35-81	.432	0-5	.000	11-22	.500	44-1.7	84	0	42	81-3.1
1988-89	29-29	31.6	124-271	.458	40-94	.426	82-103	.796	63-2.2	121	1	56	370-12.8
1989-90	30-29	33.9	141-344	.410	51-144	.361	63-84	.750	63-2.1	126	0	55	397-13.2
TOTAL	115-94	29.9	394-926	.425	91-243	.374	213-280	.760	244-2.1	432	1	224	1,093-9.5



# CAREER STATS: HAR-HAY

## ROBIN HARMONY (1980-84)

YEAR	GP-GS	MPG	FGM-FGA	PCT	3PM-3PA	PCT	FTM-FTA	PCT	REB-AVG	AST	BLK	STL	PTS-AVG
1980-81	38-31	—	159-404	.394	—	—	48-76	.632	174-4.6	139	16	100	366-9.6
1981-82	29-29	—	133-325	.409	—	—	29-44	.659	193-6.7	127	13	56	295-10.2
1982-83	27-27	—	120-264	.455	—	—	35-57	.614	218-8.1	67	11	60	275-10.2
1983-84	31-31	—	163-385	.423	—	—	46-70	.657	175-5.6	115	18	98	372-12.0
TOTAL	125-118	—	575-1378	.417	—	—	158-247	.640	760-6.1	448	58	314	1,308-10.5

## ALICIA HARTLAUB (1999-03)

YEAR	GP-GS	MPG	FGM-FGA	PCT	3PM-3PA	PCT	FTM-FTA	PCT	REB-AVG	AST	BLK	STL	PTS-AVG
1999-00	15-15	28.7	61-140	.436	0-1	.000	32-45	.711	110-7.3	14	11	17	154-10.3
2000-01	28-25	25.5	108-286	.378	0-2	.000	33-56	.589	152-5.4	29	12	19	249-8.9
2001-02	NO STATS AVAILABLE						NO STATS AVAILABLE						
2002-03	29-10	15.9	41-134	.306	0-1	.000	21-36	.583	116-4.0	21	17	21	103-3.6
TOTAL													

## CARLA HARRIS (1990-93)

YEAR	GP-GS	MPG	FGM-FGA	PCT	3PM-3PA	PCT	FTM-FTA	PCT	REB-AVG	AST	BLK	STL	PTS-AVG
1990-91	29-11	19.0	53-172	.308	2-13	.154	34-55	.618	96-3.3	34	3	47	142-4.9
1991-92	32-0	16.0	44-127	.346	2-5	.400	22-33	.557	62-1.9	19	2	36	112-3.5
1992-93	31-29	29.2	111-290	.383	19-53	.358	90-122	.738	152-4.9	49	6	76	331-10.7
TOTAL	92-40	21.4	208-589	.353	24-71	.338	146-210	.695	310-3.4	102	11	159	585-6.4

## GWEN HARRIS (1980-84)

YEAR	GP-GS	MPG	FGM-FGA	PCT	3PM-3PA	PCT	FTM-FTA	PCT	REB-AVG	AST	BLK	STL	PTS-AVG
1980-81	33-17	---	98-315	.311	---	---	60-77	.779	104-3.2	52	1	44	256-7.8
1981-82	29-24	---	115-297	.387	---	---	70-123	.569	115-4.0	66	3	53	300-10.3
1982-83	NO STATS AVAILABLE						NO STATS AVAILABLE						
1983-84	22-0	---	31-74	.419	---	---	14-24	.583	26-1.2	27	0	23	76-3.5
TOTAL													

## KEYANNA HARRIS (2014-18)

YEAR	GP-GS	MPG	FGM-FGA	PCT	3PM-3PA	PCT	FTM-FTA	PCT	REB-AVG	AST	BLK	STL	PTS-AVG
2014-15	23-0	6.4	8-23	.348	1-5	.200	8-11	.727	15-0.7	8	2	14	25-1.1
2015-16	32-0	11.3	33-87	.379	1-18	.056	26-39	.667	62-1.9	19	7	22	93-2.9
2016-17	33-27	20.1	65-153	.425	10-37	.270	19-35	.543	117-3.5	34	11	48	159-4.8
2017-18	32-18	24.3	89-224	.397	15-51	.294	29-49	.592	145-4.5	80	5	66	222-6.9
TOTAL	120-45	16.2	195-487	.400	27-111	.243	82-134	.612	339-2.8	141	25	150	499-4.2

## SUE HARTMAN (1976-80)

YEAR	GP-GS	MPG	FGM-FGA	PCT	3PM-3PA	PCT	FTM-FTA	PCT	REB-AVG	AST	BLK	STL	PTS-AVG
1976-77	NO STATS AVAILABLE						NO STATS AVAILABLE						
1977-78	NO STATS AVAILABLE						NO STATS AVAILABLE						
1978-79	NO STATS AVAILABLE						NO STATS AVAILABLE						
1979-80	31-11	---	40-92	.435	---	---	20-43	.465	90-2.9	67	14	50	100-3.2
TOTAL													

## LORETTA HARVEY (1980-84)

YEAR	GP-GS	MPG	FGM-FGA	PCT	3PM-3PA	PCT	FTM-FTA	PCT	REB-AVG	AST	BLK	STL	PTS-AVG
1980-81	37-36	---	82-246	.333	---	---	50-85	.588	116-3.1	156	2	105	214-5.8
1981-82	29-29	---	58-150	.387	---	---	27-54	.500	111-3.8	168	4	84	143-4.9
1982-83	NO STATS AVAILABLE						NO STATS AVAILABLE						
1983-84	30-30	---	85-198	.429	---	---	67-103	.650	112-3.7	144	3	94	237-7.9
TOTAL													

## KATIE HAYEK (2002-06)

YEAR	GP-GS	MPG	FGM-FGA	PCT	3PM-3PA	PCT	FTM-FTA	PCT	REB-AVG	AST	BLK	STL	PTS-AVG
2002-03	15-0	8.1	13-29	.448	7-19	.368	7-8	.875	10-0.7	4	0	0	40-2.7
2003-04	11-0	5.5	3-13	.231	3-11	.273	5-6	.833	6-0.5	0	0	1	14-1.3
2004-05	29-2	19.1	56-171	.327	35-112	.313	12-22	.545	43-1.5	37	5	22	159-5.5
2005-06	30-30	19.9	56-152	.368	33-108	.306	16-18	.889	40-1.3	38	4	18	161-5.4
TOTAL	85-32	13.2	128-365	.351	78-250	.312	40-54	.741	99-1.2	79	9	41	374-4.4

# CAREER STATS: HAY-HOP



## KEYONA HAYES (2012-14; 2015-17)

YEAR	GP-GS	MPG	FGM-FGA	PCT	3PM-3PA	PCT	FTM-FTA	PCT	REB-AVG	AST	BLK	STL	PTS-AVG
2012-13	32-0		67-154	.435	0-1	.000	40-59	.678	166-5.2	12	18	25	174-5.4
2013-14	31-23		127-251	.506	3-11	.273	70-104	.673	203-6.5	34	18	39	327-10.5
2014-15	DNP												
2015-16	33-31		130-243	.535	6-18	.333	35-52	.673	183-5.5	51	10	42	301-9.1
2016-17	33-32		135-250	.540	6-18	.333	63-99	.636	202-6.1	40	22	28	339-10.3
TOTAL	129-86		459-898	.511	15-48	.313	208-314	.662	754-5.8	137	68	134	1,141-8.8

## JEANNIE HEBERT (1988-92)

YEAR	GP-GS	MPG	FGM-FGA	PCT	3PM-3PA	PCT	FTM-FTA	PCT	REB-AVG	AST	BLK	STL	PTS-AVG
1988-89	29-29	34.8	147-367	.401	3-35	.086	104-159	.654	92-3.2	147	10	44	401-13.8
1989-90	30-30	32.0	145-340	.426	3-9	.333	117-153	.765	72-2.4	137	12	49	410-13.7
1990-91	28-28	35.9	179-406	.441	14-42	.333	100-132	.758	109-3.9	189	6	71	472-16.9
1991-92	32-32	34.4	181-379	.478	5-16	.313	116-139	.835	70-2.2	221	7	73	483-15.1
TOTAL	129-126	34.3	652-1492	.437	25-102	.245	437-583	.750	343-2.9	694	35	237	1,766-14.8

## JILL HENNE (1993-97)

YEAR	GP-GS	MPG	FGM-FGA	PCT	3PM-3PA	PCT	FTM-FTA	PCT	REB-AVG	AST	BLK	STL	PTS-AVG
1993-94	20-1	8.3	13-34	.382	4-6	.667	12-19	.632	22-1.1	0	2	7	42-2.1
1994-95	14-0	3.6	3-9	.333	0-3	.000	2-2	1.000	10-0.7	0	0	0	8-0.6
1995-96	11-0	3.5	2-4	.500	0-0	.000	2-5	.400	8-0.7	0	1	2	6-0.5
1996-97	18-N/A	N/A	6-13	.462	1-1	1.000	6-9	.667	8-0.4	1	0	0	19-1.1
TOTAL	---	---	24-50	.480	5-10	.500	22-35	.629	48-0.7	1	3	9	75-1.1

## KATHRYN HESTER (2006-08)

YEAR	GP-GS	MPG	FGM-FGA	PCT	3PM-3PA	PCT	FTM-FTA	PCT	REB-AVG	AST	BLK	STL	PTS-AVG
2006-07	27-1	9.8	17-52	.327	2-10	.200	6-12	.500	51-1.9	4	6	3	42-1.6
2007-08	9-0	5.6	5-12	.417	0-0	.000	2-6	.333	11-1.2	0	1	0	12-1.3
TOTAL	36-1	7.7	22-64	.343	2-10	.200	8-18	.444	62-1.7	4	7	3	54-1.5

## SARITTA HINES (1997-98)

YEAR	GP-GS	MPG	FGM-FGA	PCT	3PM-3PA	PCT	FTM-FTA	PCT	REB-AVG	AST	BLK	STL	PTS-AVG
1997-98	9-0	2.3	0-1	.000	0-0	.000	3-10	.300	10-1.1	0	5	0	3-0.3
TOTAL	9-0	2.3	0-1	.000	0-0	.000	3-10	.300	10-1.1	0	5	0	3-0.3

## TYLER HOBGOOD (2011-13)

YEAR	GP-GS	MPG	FGM-FGA	PCT	3PM-3PA	PCT	FTM-FTA	PCT	REB-AVG	AST	BLK	STL	PTS-AVG
2011-12	9-0	4.0	3-7	.429	0-0	.000	1-5	.200	17-1.9	0	2	1	7-0.8
TOTAL	9-0	4.0	3-7	.429	0-0	.000	1-5	.200	17-1.9	0	2	1	7-0.8

## EMESE HOF (2015-19)

YEAR	GP-GS	MPG	FGM-FGA	PCT	3PM-3PA	PCT	FTM-FTA	PCT	REB-AVG	AST	BLK	STL	PTS-AVG
2015-16	33-12	19.1	117-216	.542	0-1	.000	50-81	.617	180-5.5	24	42	25	284-8.6
2016-17	31-3	16.5	87-169	.515	0-1	.000	27-45	.600	128-4.1	26	31	15	201-6.5
2017-18	29-25	22.4	106-202	.525	0-1	.000	49-72	.681	158-5.4	30	40	23	261-9.0
2018-19	34-34	28.7	197-336	.586	0-0	.000	89-129	.690	282-8.3	64	69	25	483-14.2
TOTAL	127-74	21.8	507-923	.549	0-3	.000	215-327	.657	748-5.9	144	182	88	1,229-9.7

## ALLISON HOLLAND (1977-79)

YEAR	GP-GS	MPG	FGM-FGA	PCT	3PM-3PA	PCT	FTM-FTA	PCT	REB-AVG	AST	BLK	STL	PTS-AVG
1977-78			NO STATS AVAILABLE				NO STATS AVAILABLE						
1978-79			NO STATS AVAILABLE				NO STATS AVAILABLE						
TOTAL			NO STATS AVAILABLE				NO STATS AVAILABLE						

## JACQUELYN HOLMES (1972-74)

YEAR	GP-GS	MPG	FGM-FGA	PCT	3PM-3PA	PCT	FTM-FTA	PCT	REB-AVG	AST	BLK	STL	PTS-AVG
1972-73			NO STATS AVAILABLE				NO STATS AVAILABLE						
1973-74			NO STATS AVAILABLE				NO STATS AVAILABLE						
TOTAL			NO STATS AVAILABLE				NO STATS AVAILABLE						

## KYM HOPE (1995-99)

YEAR	GP-GS	MPG	FGM-FGA	PCT	3PM-3PA	PCT	FTM-FTA	PCT	REB-AVG	AST	BLK	STL	PTS-AVG
1995-96	26-0	14.3	28-68	.412	0-0	.000	28-52	.538	95-3.7	11	16	17	84-3.2
1996-97	29-29	---	143-265	.540	0-2	.000	81-117	.692	234-8.1	33	53	45	367-12.7
1997-98	29-29	35.9	191-358	.534	1-1	1.000	128-166	.771	306-10.6	53	33	56	511-17.6
1998-99	29-29	33.8	184-348	.529	0-3	.000	132-163	.810	253-8.7	52	62	54	500-17.2
TOTAL	113-87	---	546-1039	.526	0-3	.000	369-498	.741	888-7.9	149	164	172	1,462-12.9



# CAREER STATS: HOT-JOH

## MANDY HOTCHKISS (1976-77)

YEAR	GP-GS	MPG	FGM-FGA	PCT	3PM-3PA	PCT	FTM-FTA	PCT	REB-AVG	AST	BLK	STL	PTS-AVG
1976-77			NO STATS AVAILABLE				NO STATS AVAILABLE						
TOTAL			NO STATS AVAILABLE				NO STATS AVAILABLE						

## DANA HUNTER (1979-83)

YEAR	GP-GS	MPG	FGM-FGA	PCT	3PM-3PA	PCT	FTM-FTA	PCT	REB-AVG	AST	BLK	STL	PTS-AVG
1979-80	31-4	---	68-185	.368	---	---	21-36	.583	39-1.3	37	1	32	157-5.1
1980-81	34-10	---	105-239	.439	---	---	36-49	.735	68-2.0	46	2	34	246-7.2
1981-82	29-5	---	71-168	.422	---	---	13-22	.591	47-1.6	27	0	16	155-5.3
1982-83			NO STATS AVAILABLE				NO STATS AVAILABLE						
TOTAL													

## JAMIR HUSTON (2018-21)

YEAR	GP-GS	MPG	FGM-FGA	PCT	3PM-3PA	PCT	FTM-FTA	PCT	REB-AVG	AST	BLK	STL	PTS-AVG
2018-19	24-0	7.4	15-37	.405	0-0	.000	12-25	.480	45-1.9	9	7	13	42-1.8
2019-20	30-10	15.4	34-86	.395	1-3	.333	12-36	.333	121-4.0	15	6	22	81-2.7
2020-21	17-2	11.7	24-64	.375	0-0	.000	9-21	.429	31-1.8	4	3	7	57-3.4
TOTAL	71-12	11.8	73-187	.390	1-3	.333	33-82	.402	197-2.8	28	16	42	180-2.5

## TESSA IACOBONI (1995-98)

YEAR	GP-GS	MPG	FGM-FGA	PCT	3PM-3PA	PCT	FTM-FTA	PCT	REB-AVG	AST	BLK	STL	PTS-AVG
1995-96	3-0	2.3	0-2	.000	0-1	.000	4-5	.800	0-0.0	0	0	0	4-1.3
1996-97	10-N/A	N/A	0-4	.000	0-1	.000	0-1	.000	4-0.4	0	0	1	0-0.0
1997-98	8-1	2.8	1-2	.500	0-0	.000	6-10	.600	0-0.0	2	0	2	8-1.0
TOTAL	21-1	---	1-8	.125	0-2	.000	10-16	.625	4-0.2	2	0	3	12-0.6

## BRIANNA JACKSON (2019-21)

YEAR	GP-GS	MPG	FGM-FGA	PCT	3PM-3PA	PCT	FTM-FTA	PCT	REB-AVG	AST	BLK	STL	PTS-AVG
2019-20	30-16	16.9	56-112	.500	1-6	.167	33-52	.635	136-4.5	10	39	30	146-4.9
2020-21	10-4	8.4	11-24	.458	0-3	.000	13-14	.929	26-2.6	2	4	4	35-3.5
TOTAL	40-20	14.8	67-136	.493	1-9	.111	46-66	.697	162-4.1	12	43	34	181-4.5

## DEBORAH JACKSON (1979-80)

YEAR	GP-GS	MPG	FGM-FGA	PCT	3PM-3PA	PCT	FTM-FTA	PCT	REB-AVG	AST	BLK	STL	PTS-AVG
1979-80	16-8	---	23-48	.479	---	---	2-5	.400	29-1.8	39	1	32	48-3.0
TOTAL	16-8	---	23-48	.479	---	---	2-5	.400	29-1.8	39	1	32	48-3.0

## LAMESE JAMES (2004-06; 2007-09)

YEAR	GP-GS	MPG	FGM-FGA	PCT	3PM-3PA	PCT	FTM-FTA	PCT	REB-AVG	AST	BLK	STL	PTS-AVG
2004-05	17-0	3.5	7-21	.333	0-6	.000	1-2	.500	19-1.1	3	2	2	15-0.9
2005-06	30-12	15.3	55-114	.482	6-21	.286	23-37	.622	118-3.9	14	13	25	139-4.6
2006-07	DNP												
2007-08	30-3	15.7	54-124	.435	5-21	.238	15-28	.536	118-3.9	13	9	14	128-4.3
2008-09	25-2	15.4	50-105	.476	4-19	.211	28-38	.737	72-2.9	11	5	23	132-5.3
TOTAL	102-17	12.5	166-364	.456	15-67	.224	67-105	.638	327-3.2	41	29	64	414-4.1

## SHEILA JAMES (1998-02)

YEAR	GP-GS	MPG	FGM-FGA	PCT	3PM-3PA	PCT	FTM-FTA	PCT	REB-AVG	AST	BLK	STL	PTS-AVG
1998-99	26-2	13.2	33-102	.324	18-57	.316	25-33	.758	36-1.4	30	1	15	109-4.2
1999-00	13-13	28.2	72-178	.404	32-98	.327	21-27	.778	70-5.4	27	1	26	197-15.2
2000-01	25-18	25.9	82-219	.374	40-122	.328	46-65	.708	84-3.4	73	1	53	250-10.0
2001-02			NO STATS AVAILABLE				NO STATS AVAILABLE						
TOTAL													

## TAMARA JAMES (2002-06)

YEAR	GP-GS	MPG	FGM-FGA	PCT	3PM-3PA	PCT	FTM-FTA	PCT	REB-AVG	AST	BLK	STL	PTS-AVG
2002-03	31-31	33.3	238-461	.516	19-58	.328	155-204	.760	244-7.9	49	14	56	650-21.0
2003-04	28-26	35.3	170-340	.500	39-103	.379	85-111	.766	129-4.6	72	18	55	464-16.6
2004-05	29-29	36.1	242-504	.480	19-119	.328	124-161	.770	199-6.9	57	13	75	647-22.3
2005-06	30-30	32.8	218-449	.486	53-137	.387	156-188	.830	233-7.8	70	11	93	645-21.5
TOTAL	118-116	34.4	868-1754	.495	150-417	.360	520-664	.783	805-6.8	248	56	279	2,406-20.4

## CHRISTI JOHNSON (1988-89)

YEAR	GP-GS	MPG	FGM-FGA	PCT	3PM-3PA	PCT	FTM-FTA	PCT	REB-AVG	AST	BLK	STL	PTS-AVG
1988-89	13-0	4.0	3-7	.429	0-0	.000	4-6	.667	9-0.7	3	0	3	10-0.8
1989-90	8-0	4.8	1-4	.250	0-0	.000	2-4	.500	5-0.6	3	1	5	4-0.5
TOTAL	21-0	4.4	4-11	.363	0-0	.000	6-10	.600	14-0.7	6	1	8	14-0.7

# CAREER STATS: JOH-KUN



## SHENISE JOHNSON (2008-12)

YEAR	GP-GS	MPG	FGM-FGA	PCT	3PM-3PA	PCT	FTM-FTA	PCT	REB-AVG	AST	BLK	STL	PTS-AVG
2008-09	30-30	31.0	141-366	.385	20-62	.323	82-100	.820	213-7.1	122	29	78	384-12.8
2009-10	36-36	34.8	251-506	.496	50-127	.394	133-172	.773	276-7.7	166	21	111	685-19.0
2010-11	33-33	32.7	236-484	.488	44-126	.349	132-156	.846	275-8.3	127	26	104	648-19.6
2011-12	32-32	31.2	202-447	.452	34-114	.298	107-122	.877	256-8.0	141	14	108	545-17.0
TOTAL	131-131	32.4	830-183	.460	148-429	.345	3454-550	.825	1020-7.8	556	90	4-1	2,262-17.3

## MOULAYNA JOHNSON SIDI BABA (2019-PRES)

YEAR	GP-GS	MPG	FGM-FGA	PCT	3PM-3PA	PCT	FTM-FTA	PCT	REB-AVG	AST	BLK	STL	PTS-AVG
2019-20	25-3		20-77	.260	10-44	.227	8-16	.500	58-2.3	20	1	9	58-2.3
2020-21	19-6		22-79	.278	9-37	.243	16-22	.727	68-3.6	7	2	4	69-3.6
2021-22	31-0	14.3	14-70	.200	4-31	.129	16-24	.667	109-3.5	14	3	9	48-1.5
TOTAL	75-9	16.0	56-226	.248	23-112	.205	40-62	.645	235-3.1	41	6	22	175-2.3

## DEBBIE JONES (1972-74)

YEAR	GP-GS	MPG	FGM-FGA	PCT	3PM-3PA	PCT	FTM-FTA	PCT	REB-AVG	AST	BLK	STL	PTS-AVG
1972-73	NO STATS AVAILABLE												
1973-74	NO STATS AVAILABLE												
TOTAL	NO STATS AVAILABLE												

## JOJUANA JONES (2004-05)

YEAR	GP-GS	MPG	FGM-FGA	PCT	3PM-3PA	PCT	FTM-FTA	PCT	REB-AVG	AST	BLK	STL	PTS-AVG
2004-05	8-0	11.4	6-17	.353	0-0	.000	7-10	.700	31-3.9	2	1	1	19-2.4
TOTAL	8-0	11.4	6-17	.353	0-0	.000	7-10	.700	31-3.9	2	1	1	19-2.4

## LISA JONES (1988-90)

YEAR	GP-GS	MPG	FGM-FGA	PCT	3PM-3PA	PCT	FTM-FTA	PCT	REB-AVG	AST	BLK	STL	PTS-AVG
1988-89	29-29	30.1	86-169	.509	1-3	.333	63-117	.538	191-6.6	40	2	45	236-8.1
1989-90	31-31	28.6	113-235	.481	0-1	.000	92-136	.676	199-6.4	32	4	49	318-10.3
TOTAL	60-60	29.4	199-404	.493	1-4	.250	155-253	.613	390-6.5	72	6	94	554-9.2

## SHAY JONES (1992-93; 1994-96)

YEAR	GP-GS	MPG	FGM-FGA	PCT	3PM-3PA	PCT	FTM-FTA	PCT	REB-AVG	AST	BLK	STL	PTS-AVG
1992-93	26-0	9.1	18-58	.310	0-2	.000	29-46	.630	62-2.5	7	4	16	65-2.5
1993-94	DNP												
1994-95	11-6	17.8	29-78	.372	1-7	.143	22-39	.564	51-4.6	2	1	10	81-7.4
1995-96	8-1	5.8	5-9	.556	0-0	.000	0-1	.000	9-1.1	2	1	2	10-1.3
TOTAL	45-7	10.9	52-145	.359	1-9	.111	51-86	.593	122-2.7	11	6	28	156-3.5

## JENNIFER JORDAN (1994-96; 1997-99)

YEAR	GP-GS	MPG	FGM-FGA	PCT	3PM-3PA	PCT	FTM-FTA	PCT	REB-AVG	AST	BLK	STL	PTS-AVG
1994-95	26-7	18.3	51-113	.451	0-0	.000	69-99	.697	122-4.7	6	3	26	171-6.6
1995-96	26-23	26.1	110-195	.564	0-0	.000	84-126	.667	173-6.7	13	7	34	304-11.7
1996-97	DNP												
1997-98	28-4	17.2	65-131	.496	0-0	.000	55-83	.663	85-3.0	7	1	18	185-6.6
1998-99	29-29	32.5	139-283	.491	0-0	.000	112-157	.713	200-6.9	15	6	31	390-13.4
TOTAL	109-63	23.5	365-722	.506	0-0	.000	320-465	.688	580-5.3	41	17	109	1,050-9.6

## MACY KEEN (2012-13)

YEAR	GP-GS	MPG	FGM-FGA	PCT	3PM-3PA	PCT	FTM-FTA	PCT	REB-AVG	AST	BLK	STL	PTS-AVG
2012-13	12-0	6.3	6-13	.462	0-0	.000	3-6	.500	21-1.8	1	12	2	15-1.3
TOTAL	12-0	6.3	6-13	.462	0-0	.000	3-6	.500	21-1.8	1	12	2	15-1.3

## MELISSA KNIGHT (2001-06)

YEAR	GP-GS	MPG	FGM-FGA	PCT	3PM-3PA	PCT	FTM-FTA	PCT	REB-AVG	AST	BLK	STL	PTS-AVG
2001-02	NO STATS AVAILABLE												
2002-03	28-16	20.4	71-155	.458	18-50	.360	24-33	.727	104-3.7	49	12	42	184-6.6
2003-04	16-15	29.7	50-111	.450	16-44	.364	24-31	.774	72-4.5	44	1	25	140-8.8
2004-05	DNP												
2005-06	30-30	27.7	130-261	.498	53-132	.402	39-51	.765	89-3.0	51	11	45	352-11.7
TOTAL													

## BELINDA KUNCZT (1989-91)

YEAR	GP-GS	MPG	FGM-FGA	PCT	3PM-3PA	PCT	FTM-FTA	PCT	REB-AVG	AST	BLK	STL	PTS-AVG
1989-90	30-0	12.6	53-115	.461	0-0	.000	20-34	.588	118-3.9	5	35	5	126-4.2
1990-91	30-3	13.4	71-159	.447	0-0	.000	24-36	.667	98-3.3	7	18	12	166-5.5
TOTAL	60-3	13.0	124-274	.453	0-0	.000	44-70	.629	216-3.6	12	53	17	292-4.9



# CAREER STATS: LAV-MAR

## ANN LAVRINOVICH (1980-81)

YEAR	GP-GS	MPG	FGM-FGA	PCT	3PM-3PA	PCT	FTM-FTA	PCT	REB-AVG	AST	BLK	STL	PTS-AVG
1980-81	7-0	---	4-10	.400	---	---	0-0	.000	11-1.6	1	0	1	8-1.1
TOTAL	7-0	---	4-10	.400	---	---	0-0	.000	11-1.6	1	0	1	8-1.1

## LORI LEWMAN (1983-85)

YEAR	GP-GS	MPG	FGM-FGA	PCT	3PM-3PA	PCT	FTM-FTA	PCT	REB-AVG	AST	BLK	STL	PTS-AVG
1983-84	DNP	---	DNP	---	DNP	---	DNP	---	DNP	---	DNP	---	---
1984-85	23-21	---	81-185	.438	---	---	17-23	.739	58-2.5	31	3	16	179-7.9
TOTAL	23-21	---	81-185	.438	---	---	17-23	.739	58-2.5	31	3	16	179-7.9

## KRISTIN LICHTENWALNER (1981-85)

YEAR	GP-GS	MPG	FGM-FGA	PCT	3PM-3PA	PCT	FTM-FTA	PCT	REB-AVG	AST	BLK	STL	PTS-AVG
1981-82	19-0	---	18-36	.500	---	---	8-17	.471	50-2.6	13	0	12	44-2.3
1982-83	---	---	NO STATS AVAILABLE				---	NO STATS AVAILABLE				---	---
1983-84	30-2	---	47-103	.456	---	---	18-42	.429	99-3.3	17	1	10	112-3.7
1984-85	28-28	---	38-89	.427	---	---	16-31	.516	83-3.0	40	2	43	92-3.3
TOTAL	---	---	---	---	---	---	---	---	---	---	---	---	---

## KIM LUSINSKI (1975-77)

YEAR	GP-GS	MPG	FGM-FGA	PCT	3PM-3PA	PCT	FTM-FTA	PCT	REB-AVG	AST	BLK	STL	PTS-AVG
1975-76	---	---	NO STATS AVAILABLE				---	NO STATS AVAILABLE				---	---
1976-77	---	---	NO STATS AVAILABLE			---	NO STATS AVAILABLE			---	NO STATS AVAILABLE		
TOTAL	---	---	NO STATS AVAILABLE				---	NO STATS AVAILABLE				---	---

## MARGUERITE MAGGS (1978-79)

YEAR	GP-GS	MPG	FGM-FGA	PCT	3PM-3PA	PCT	FTM-FTA	PCT	REB-AVG	AST	BLK	STL	PTS-AVG
1978-79	---	---	NO STATS AVAILABLE				---	NO STATS AVAILABLE				---	---
TOTAL	---	---	NO STATS AVAILABLE				---	NO STATS AVAILABLE				---	---

## GALIA MAIK (1991-94)

YEAR	GP-GS	MPG	FGM-FGA	PCT	3PM-3PA	PCT	FTM-FTA	PCT	REB-AVG	AST	BLK	STL	PTS-AVG
1991-92	12-0	3.2	3-10	.300	0-0	.000	2-4	.500	9-0.8	0	0	2	8-0.7
1992-93	5-0	2.0	0-0	.000	0-0	.000	1-2	.500	2-0.4	0	0	0	1-0.2
1993-94	11-2	12.4	9-31	.290	0-0	.000	2-6	.333	29-2.6	4	0	5	20-1.8
TOTAL	28-2	5.7	12-41	.292	0-0	.000	5-12	.417	40-1.4	4	0	7	29-1.0

## DONNA MAPP (1981-83)

YEAR	GP-GS	MPG	FGM-FGA	PCT	3PM-3PA	PCT	FTM-FTA	PCT	REB-AVG	AST	BLK	STL	PTS-AVG
1981-82	27-6	---	80-201	.400	---	---	30-73	.411	179-6.6	7	9	20	190-7.0
1982-83	---	---	NO STATS AVAILABLE				---	NO STATS AVAILABLE				---	---
TOTAL	---	---	---	---	---	---	---	---	---	---	---	---	---

## TATJANA MARINCIC (2002-06)

YEAR	GP-GS	MPG	FGM-FGA	PCT	3PM-3PA	PCT	FTM-FTA	PCT	REB-AVG	AST	BLK	STL	PTS-AVG
2002-03	22-0	9.2	18-45	.400	2-18	.111	4-8	.500	32-1.5	10	0	7	42-1.9
2003-04	13-0	9.0	8-26	.308	0-5	.000	11-14	.786	15-1.2	8	0	8	27-2.1
2004-05	28-7	19.6	43-91	.473	4-14	.286	37-47	.787	96-3.4	29	14	22	127-4.5
2005-06	16-0	5.3	7-16	.438	1-2	.500	5-6	.833	15-0.9	2	4	5	20-1.3
TOTAL	79-7	10.8	76-178	.427	7-39	.179	57-75	.760	158-2.0	49	18	42	216-2.7

## DEBBIE MARSHALL (1980-85)

YEAR	GP-GS	MPG	FGM-FGA	PCT	3PM-3PA	PCT	FTM-FTA	PCT	REB-AVG	AST	BLK	STL	PTS-AVG
1980-81	DNP	---	---	---	---	---	---	---	---	---	---	---	---
1981-82	1-0	---	0-2	.000	---	---	0-0	.000	1-1.0	1	0	2	0-0.0
1982-83	---	---	NO STATS AVAILABLE				---	NO STATS AVAILABLE				---	---
1983-84	31-30	---	129-309	.417	---	---	23-34	.676	76-2.5	65	9	46	281-9.1
1984-85	28-9	---	93-216	.431	---	---	31-51	.608	79-2.8	69	12	50	217-7.8
TOTAL	---	---	---	---	---	---	---	---	---	---	---	---	---

## KELSEY MARSHALL (2017-22)

YEAR	GP-GS	MPG	FGM-FGA	PCT	3PM-3PA	PCT	FTM-FTA	PCT	REB-AVG	AST	BLK	STL	PTS-AVG
2017-18	31-0	19.3	80-221	.362	51-155	.329	37-50	.740	68-2.2	39	1	25	248-8.0
2018-19	34-20	23.3	94-248	.379	67-179	.374	11-18	.611	78-2.3	60	5	26	266-7.8
2019-20	30-29	27.7	118-299	.395	74-206	.359	31-43	.721	68-2.3	72	8	27	341-11.4
2020-21	21-19	28.5	98-275	.356	49-166	.295	33-46	.717	61-2.9	37	3	21	278-13.2
2021-22	34-34	31.9	164-411	.399	82-241	.340	56-79	.709	114-3.4	91	9	45	466-13.7
TOTAL	150-102	26.0	554-1454	.381	323-947	.341	168-236	.712	389-2.6	299	26	144	1599-10.7

# CAREER STATS: MAR-MCG



## TANIA MARTIN (1985-87)

YEAR	GP-GS	MPG	FGM-FGA	PCT	3PM-3PA	PCT	FTM-FTA	PCT	REB-AVG	AST	BLK	STL	PTS-AVG
1985-86	18-3	9.8	11-42	.262	---	---	7-10	.700	20-1.1	16	1	7	29-1.6
1986-87	6-0	3.8	3-8	.375	---	---	0-1	.000	3-0.5	1	0	0	6-1.0
TOTAL	24-3	6.8	14-50	.280	---	---	7-11	.636	23-1.0	17	1	8	35-1.5

## TAYLOR MASON (2017-21)

YEAR	GP-GS	MPG	FGM-FGA	PCT	3PM-3PA	PCT	FTM-FTA	PCT	REB-AVG	AST	BLK	STL	PTS-AVG
2017-18	32-0	12.4	26-79	.329	4-15	.267	22-37	.595	46-1.4	23	0	13	78-2.4
2018-19	34-0	15.9	31-100	.310	8-36	.222	34-45	.756	68-2.0	41	1	11	104-3.1
2019-20	28-1	18.9	44-141	.312	14-53	.264	31-44	.705	55-2.0	30	3	17	133-4.8
2020-21	22-19	28.2	60-174	.345	11-42	.262	42-63	.667	97-4.4	47	0	20	173-7.9
TOTAL	116-20	18.0	161-494	.326	37-146	.253	129-189	.683	266-2.3	141	4	61	488-4.2

## NAOMI MBANDU (2020-22)

YEAR	GP-GS	MPG	FGM-FGA	PCT	3PM-3PA	PCT	FTM-FTA	PCT	REB-AVG	AST	BLK	STL	PTS-AVG
2020-21	22-16	25.9	62-133	.466	10-33	.303	43-52	.827	104-4.7	36	4	31	177-8.0
2021-22	33-13	15.8	45-116	.388	6-32	.188	20-28	.714	94-2.8	67	11	53	293-5.3
TOTAL	55-29	19.8	107-249	.430	16-65	.246	63-80	.788	198-3.6	67	11	53	293-5.3

## CAROLYN MCCARTHY (1981-83)

YEAR	GP-GS	MPG	FGM-FGA	PCT	3PM-3PA	PCT	FTM-FTA	PCT	REB-AVG	AST	BLK	STL	PTS-AVG
1981-82	21-0	---	14-33	.424	---	---	19-29	.655	23-1.1	19	0	13	47-2.2
1982-83	NO STATS AVAILABLE						NO STATS AVAILABLE						
TOTAL	NO STATS AVAILABLE						NO STATS AVAILABLE						

## YALONDA McCORMICK (2001-05)

YEAR	GP-GS	MPG	FGM-FGA	PCT	3PM-3PA	PCT	FTM-FTA	PCT	REB-AVG	AST	BLK	STL	PTS-AVG
2001-02	17-0	---	21-72	.292	1-9	.111	7-11	.636	22-1.3	30	0	9	50-2.9
2002-03	31-31	30.5	125-300	.417	17-52	.327	49-69	.710	98-3.2	185	7	100	316-10.2
2003-04	29-29	38.1	126-333	.378	52-145	.359	50-65	.769	114-3.9	157	11	93	354-12.2
2004-05	28-27	36.4	139-369	.377	40-136	.294	34-53	.642	117-4.2	167	7	78	352-12.6
TOTAL	105-87	---	411-1074	.383	110-342	.322	140-198	.707	351-3.3	539	25	280	1,072-10.2

## JOHONNA MCCRAY (1980-81; 1982-83)

YEAR	GP-GS	MPG	FGM-FGA	PCT	3PM-3PA	PCT	FTM-FTA	PCT	REB-AVG	AST	BLK	STL	PTS-AVG
1980-81	25-0	---	36-104	.346	---	---	10-22	.455	82-3.3	1	13	12	82-3.3
1981-82	DNP												
1982-83	---	---	35-81	.432	---	---	14-31	.452	83-3.6	?	?	?	84-3.7
TOTAL													

## MARGARET MCCRYSTAL (1976-79)

YEAR	GP-GS	MPG	FGM-FGA	PCT	3PM-3PA	PCT	FTM-FTA	PCT	REB-AVG	AST	BLK	STL	PTS-AVG
1976-77	NO STATS AVAILABLE												
1977-78	NO STATS AVAILABLE						NO STATS AVAILABLE						
1978-79	NO STATS AVAILABLE						NO STATS AVAILABLE						
TOTAL	NO STATS AVAILABLE						NO STATS AVAILABLE						

## RONNIE MCGARRY (1990-94)

YEAR	GP-GS	MPG	FGM-FGA	PCT	3PM-3PA	PCT	FTM-FTA	PCT	REB-AVG	AST	BLK	STL	PTS-AVG
1990-91	30-30	32.0	123-291	.423	1-2	.500	42-81	.519	139-4.6	79	11	66	289-9.6
1991-92	32-32	27.4	90-185	.486	0-1	.000	31-50	.620	143-4.5	45	16	62	211-6.6
1992-93	28-24	26.6	49-141	.348	0-2	.000	19-33	.576	154-5.5	38	8	47	117-4.2
1993-94	27-26	30.2	64-171	.374	1-7	.143	52-89	.584	119-4.4	53	16	49	181-6.7
TOTAL	117-112	29.1	326-788	.414	2-12	.167	144-253	.569	555-4.7	215	52	224	798-6.8

## TONI MCGRAW (1987-88)

YEAR	GP-GS	MPG	FGM-FGA	PCT	3PM-3PA	PCT	FTM-FTA	PCT	REB-AVG	AST	BLK	STL	PTS-AVG
1987-88	12-0	4.8	7-19	.368	0-0	.000	3-4	.750	9-0.8	7	0	5	17-1.4
TOTAL	12-0	4.8	7-19	.368	0-0	.000	3-4	.750	9-0.8	7	0	5	17-1.4

## SURIYA MCGUIRE (2011-15)

YEAR	GP-GS	MPG	FGM-FGA	PCT	3PM-3PA	PCT	FTM-FTA	PCT	REB-AVG	AST	BLK	STL	PTS-AVG
2011-12	31-0	10.4	39-92	.424	3-8	.375	19-32	.594	53-1.7	24	11	26	100-3.2
2012-13	32-21	24.1	92-250	.368	6-29	.207	40-72	.556	116-3.6	72	22	44	230-7.2
2013-14	31-20	24.8	115-269	.428	4-27	.148	52-92	.565	140-4.5	51	31	43	286-9.2
2014-15	33-26	21.6	71-207	.343	11-44	.250	61-105	.581	142-4.3	50	12	33	214-6.5
TOTAL	127-67	20.3	317-818	.388	24-108	.222	172-301	.571	451-3.6	197	76	146	830-6.5



# CAREER STATS: MEL-MOT

## LISA MELENDEZ (1991-92)

YEAR	GP-GS	MPG	FGM-FGA	PCT	3PM-3PA	PCT	FTM-FTA	PCT	REB-AVG	AST	BLK	STL	PTS-AVG
1991-92	12-0	2.4	0-6	.000	0-0	.000	2-5	.400	6-0.5	1	1	4	2-0.2
TOTAL	12-0	2.4	0-6	.000	0-0	.000	2-5	.400	6-0.5	1	1	4	2-0.2

## YASMIN MENDOZA (1992-94)

YEAR	GP-GS	MPG	FGM-FGA	PCT	3PM-3PA	PCT	FTM-FTA	PCT	REB-AVG	AST	BLK	STL	PTS-AVG
1992-93	3-0	2.0	1-3	.333	0-1	.000	0-1	.000	2-0.7	1	0	1	2-0.7
1993-94	1-0	3.0	1-2	.500	0-1	.000	0-0	.000	0-0.0	1	0	1	2-2.0
TOTAL	4-0	2.5	2-5	.400	0-2	.000	0-1	.000	2-0.7	2	0	2	4-1.0

## LAUVE METCALFE (1972-73)

YEAR	GP-GS	MPG	FGM-FGA	PCT	3PM-3PA	PCT	FTM-FTA	PCT	REB-AVG	AST	BLK	STL	PTS-AVG
1972-73	NO STATS AVAILABLE						NO STATS AVAILABLE						
TOTAL	NO STATS AVAILABLE						NO STATS AVAILABLE						

## LYNN MILLER (1972-73)

YEAR	GP-GS	MPG	FGM-FGA	PCT	3PM-3PA	PCT	FTM-FTA	PCT	REB-AVG	AST	BLK	STL	PTS-AVG
1972-73	NO STATS AVAILABLE						NO STATS AVAILABLE						
TOTAL	NO STATS AVAILABLE						NO STATS AVAILABLE						

## KATHY MITCHELL (1978-79)

YEAR	GP-GS	MPG	FGM-FGA	PCT	3PM-3PA	PCT	FTM-FTA	PCT	REB-AVG	AST	BLK	STL	PTS-AVG
1978-79	NO STATS AVAILABLE						NO STATS AVAILABLE						
TOTAL	NO STATS AVAILABLE						NO STATS AVAILABLE						

## NICKKI MITCHELL (1992-94)

YEAR	GP-GS	MPG	FGM-FGA	PCT	3PM-3PA	PCT	FTM-FTA	PCT	REB-AVG	AST	BLK	STL	PTS-AVG
1992-93	27-2	8.3	18-39	.462	2-6	.333	22-34	.647	25-0.9	24	0	16	60-2.2
1993-94	27-27	33.6	121-307	.394	41-133	.308	50-85	.588	89-3.3	65	3	45	333-12.3
TOTAL	54-29	21.0	139-346	.402	43-139	.309	72-119	.605	114-2.1	89	3	61	393-7.3

## BEATRICE MOMPREMIER (2017-20)

YEAR	GP-GS	MPG	FGM-FGA	PCT	3PM-3PA	PCT	FTM-FTA	PCT	REB-AVG	AST	BLK	STL	PTS-AVG
2017-18	DNP												
2018-19	33-32	29.5	223-422	.528	1-3	.333	103-178	.579	401-12.2	31	34	31	550-16.7
2019-20	17-14	25.9	110-211	.521	4-13	.308	62-88	.705	167-9.8	10	24	18	286-16.8
TOTAL	50-46	28.3	333-633	.526	5-16	.313	165-266	.620	568-11.4	41	58	49	836-16.7

## DAMISHA MOORE (2007-09)

YEAR	GP-GS	MPG	FGM-FGA	PCT	3PM-3PA	PCT	FTM-FTA	PCT	REB-AVG	AST	BLK	STL	PTS-AVG
2007-08	18-3	12.5	25-69	.362	3-22	.136	4-5	.800	44-2.4	15	4	4	57-3.2
2008-09	22-8	9.7	23-66	.348	2-16	.125	4-8	.500	18-0.8	19	3	11	52-2.4
TOTAL	40-11	11.0	48-135	.356	5-38	.132	8-13	.615	62-1.6	34	7	15	109-2.7

## SARAH MORTENSEN (2016-19)

YEAR	GP-GS	MPG	FGM-FGA	PCT	3PM-3PA	PCT	FTM-FTA	PCT	REB-AVG	AST	BLK	STL	PTS-AVG
2016-17	30-0	7.2	26-69	.377	16-40	.400	4-9	.444	50-1.7	13	2	4	72-2.4
2017-18	26-5	13.3	34-90	.378	15-51	.294	11-17	.647	56-2.2	8	5	9	94-3.6
2018-19	34-1	10.0	34-88	.386	29-72	.403	3-8	.375	43-1.3	15	3	11	100-2.9
TOTAL	90-6	10.0	94-247	.381	60-163	.368	18-34	.529	149-1.7	36	10	24	266-3.0

## ROCHELLE MOSS (1973-75)

YEAR	GP-GS	MPG	FGM-FGA	PCT	3PM-3PA	PCT	FTM-FTA	PCT	REB-AVG	AST	BLK	STL	PTS-AVG
1973-74	NO STATS AVAILABLE						NO STATS AVAILABLE						
1974-75	NO STATS AVAILABLE						NO STATS AVAILABLE						
TOTAL	NO STATS AVAILABLE						NO STATS AVAILABLE						

## ADRIENNE MOTLEY (2013-17)

YEAR	GP-GS	MPG	FGM-FGA	PCT	3PM-3PA	PCT	FTM-FTA	PCT	REB-AVG	AST	BLK	STL	PTS-AVG
2013-14	31-28	29.3	128-288	.444	21-70	.300	66-91	.725	122-3.9	82	5	39	343-11.1
2014-15	33-33	31.4	214-435	.492	35-99	.354	94-123	.764	139-4.2	68	3	47	557-16.9
2015-16	33-33	30.3	191-440	.529	58-159	.365	79-103	.767	119-3.6	84	2	53	519-15.7
2016-17	32-32	30.1	156-374	.417	55-149	.359	58-79	.734	93-2.9	86	12	34	425-13.3
TOTAL	129-126	30.3	689-1537	.448	169-477	.354	297-396	.750	473-3.7	320	22	173	1,844-14.3



# CAREER STATS: MOU-OLS



## LORRAINE MOUNTS (1978-79)

YEAR	GP-GS	MPG	FGM-FGA	PCT	3PM-3PA	PCT	FTM-FTA	PCT	REB-AVG	AST	BLK	STL	PTS-AVG	
1978-79		NO STATS AVAILABLE					NO STATS AVAILABLE							
TOTAL		NO STATS AVAILABLE					NO STATS AVAILABLE			NO STATS AVAILABLE				

## NANCY MULKEWICZ (1973-74)

YEAR	GP-GS	MPG	FGM-FGA	PCT	3PM-3PA	PCT	FTM-FTA	PCT	REB-AVG	AST	BLK	STL	PTS-AVG	
1973-74		NO STATS AVAILABLE					NO STATS AVAILABLE							
TOTAL		NO STATS AVAILABLE					NO STATS AVAILABLE			NO STATS AVAILABLE				

## ANNETTE MULLIN (1987-88)

YEAR	GP-GS	MPG	FGM-FGA	PCT	3PM-3PA	PCT	FTM-FTA	PCT	REB-AVG	AST	BLK	STL	PTS-AVG	
1987-88		NO STATS AVAILABLE					NO STATS AVAILABLE							
TOTAL		NO STATS AVAILABLE					NO STATS AVAILABLE			NO STATS AVAILABLE				

## MECHELLE MURRAY (1994-98)

YEAR	GP-GS	MPG	FGM-FGA	PCT	3PM-3PA	PCT	FTM-FTA	PCT	REB-AVG	AST	BLK	STL	PTS-AVG
1994-95	19-1	12.3	36-92	.391	9-30	.300	13-20	.650	47-2.5	11	3	27	94-4.9
1995-96	26-0	10.1	32-96	.333	3-22	.136	13-20	.650	43-1.7	7	2	13	80-3.1
1996-97	27-N/A	N/A	40-116	.345	10-42	.238	26-47	.553	56-2.1	14	5	9	116-4.3
1997-98	27-17	17.7	62-178	.348	16-55	.291	45-65	.692	93-3.4	26	7	25	185-6.9
TOTAL	99-18	---	170-482	.352	38-149								

## SHERON MURRAY (1993-96)

YEAR	GP-GS	MPG	FGM-FGA	PCT	3PM-3PA	PCT	FTM-FTA	PCT	REB-AVG	AST	BLK	STL	PTS-AVG
1993-94	26-12	17.7	67-179	.374	7-13	.538	12-22	.545	89-3.4	15	5	24	153-5.9
1994-95	22-17	26.0	109-274	.398	3-15	.200	15-33	.455	117-5.3	19	5	24	236-10.7
1995-96	10-0	5.3	7-21	.333	0-0	.000	6-9	.667	8-0.8	3	0	1	20-2.0
TOTAL	58-29	16.3	183-474	.386	10-28	.357	33-64	.516	214-3.7	37	10	49	409-7.1

## BOBBI BAGEL (1975-76)

YEAR	GP-GS	MPG	FGM-FGA	PCT	3PM-3PA	PCT	FTM-FTA	PCT	REB-AVG	AST	BLK	STL	PTS-AVG	
1975-76		NO STATS AVAILABLE					NO STATS AVAILABLE							
TOTAL		NO STATS AVAILABLE					NO STATS AVAILABLE			NO STATS AVAILABLE				

## DONA NANDO (1997-01)

YEAR	GP-GS	MPG	FGM-FGA	PCT	3PM-3PA	PCT	FTM-FTA	PCT	REB-AVG	AST	BLK	STL	PTS-AVG
1997-98	19-0	5.1	3-11	.273	0-0	.000	8-9	.889	8-0.4	9	1	5	14-0.7
1998-99	9-0	2.2	0-3	.000	0-0	.000	2-2	1.000	2-0.2	2	0	0	2-0.2
1999-00	15-1	11.9	27-59	.458	7-15	.467	14-22	.636	25-1.7	16	0	11	75-5.0
2000-01	27-14	19.0	29-99	.293	5-27	.185	15-20	.750	42-1.6	48	0	30	78-2.9
TOTAL	70-15	9.6	59-172	.343	12-42	.286	39-53	.736	77-1.1	75	1	46	169-2.4

## LORI NELSON (1979-81)

YEAR	GP-GS	MPG	FGM-FGA	PCT	3PM-3PA	PCT	FTM-FTA	PCT	REB-AVG	AST	BLK	STL	PTS-AVG
1979-80	28-2	---	53-121	.438	---	---	20-37	.540	60-2.1	10	9	17	126-4.5
1980-81	23-0	---	43-100	.430	---	---	26-41	.634	59-2.6	17	3	10	112-4.9
TOTAL	51-2	---	96-221	.434	---	---	46-78	.590	119-2.3	27	12	27	238-4.7

## RACHEL OATES (1997-98)

YEAR	GP-GS	MPG	FGM-FGA	PCT	3PM-3PA	PCT	FTM-FTA	PCT	REB-AVG	AST	BLK	STL	PTS-AVG
1997-98	2-0	1.5	0-2	.000	0-0	.000	0-0	.000	0-0.0	0	0	0	0-0.0
1998-99	5-0	1.4	2-2	1.000	0-0	.000	1-2	.500	0-0.0	0	0	1	5-1.0
TOTAL	7-0	1.5	2-4	.500	0-0	.000	1-2	.500	0-0.0	0	0	1	5-0.7

## CHISO OKAFOR (2021-PRES)

YEAR	GP-GS	MPG	FGM-FGA	PCT	3PM-3PA	PCT	FTM-FTA	PCT	REB-AVG	AST	BLK	STL	PTS-AVG
2021-22	7-0	3.7	1-4	.250	0-0	.000	1-4	.250	6-0.9	1	1	1	3-0.4
TOTAL	7-0	3.7	1-4	.250	0-0	.000	1-4	.250	6-0.9	1	1	1	3-0.4

## CHRISTINE OLSON (1992-96)

YEAR	GP-GS	MPG	FGM-FGA	PCT	3PM-3PA	PCT	FTM-FTA	PCT	REB-AVG	AST	BLK	STL	PTS-AVG
1992-93	27-0	7.6	20-46	.435	0-0	.000	15-23	.652	40-1.5	2	9	6	55-2.0
1993-94	5-4	15.6	14-29	.483	0-0	.000	1-6	.167	13-2.6	1	1	2	29-5.8
1994-95	23-8	10.4	22-56	.393	0-0	.000	7-14	.500	47-2.0	4	5	7	51-2.2
1995-96	20-4	6.8	11-24	.458	0-0	.000	3-7	.429	14-0.7	2	2	6	25-1.3
TOTAL	75-16	10.1	67-155	.432	0-0	.000	26-50	.520	114-1.5	9	17	21	160-2.1



# CAREER STATS: OSE-POU

## LEE ANNA OSEI (2009-10)

YEAR	GP-GS	MPG	FGM-FGA	PCT	3PM-3PA	PCT	FTM-FTA	PCT	REB-AVG	AST	BLK	STL	PTS-AVG
2009-10	8-0	5.0	0-3	.000	0-0	.000	4-5	.800	4-0.5	5	0	5	4-0.5
TOTAL	8-0	5.0	0-3	.000	0-0	.000	4-5	.800	4-0.5	5	0	5	4-0.5

## CAMILLA ÖSTH (1997-01)

YEAR	GP-GS	MPG	FGM-FGA	PCT	3PM-3PA	PCT	FTM-FTA	PCT	REB-AVG	AST	BLK	STL	PTS-AVG
1997-98	25-0	7.2	6-27	.222	1-8	.125	2-4	.500	17-0.7	11	6	6	15-0.6
1998-99	27-0	8.9	19-54	.352	3-6	.500	6-10	.600	28-1.0	4	2	2	47-1.7
1999-00	15-15	21.1	38-87	.437	0-1	.000	16-25	.640	40-2.7	16	5	10	92-6.1
2000-01	27-8	16.6	37-110	.336	2-6	.333	10-14	.714	56-2.1	25	9	19	86-3.2
TOTAL	94-23	13.5	100-278	.360	6-21	.386	34-53	.642	141-1.5	56	22	37	240-2.6

## AMANDA PAPUGA (1999-02)

YEAR	GP-GS	MPG	FGM-FGA	PCT	3PM-3PA	PCT	FTM-FTA	PCT	REB-AVG	AST	BLK	STL	PTS-AVG
1999-00	14-1	13.2	23-60	.383	7-20	.350	9-16	.562	15-1.1	22	0	6	62-4.4
2000-01	23-7	18.7	40-94	.426	12-34	.353	31-48	.646	49-2.1	65	0	22	123-5.3
2001-02	NO STATS AVAILABLE						NO STATS AVAILABLE						
TOTAL	NO STATS AVAILABLE						NO STATS AVAILABLE						

## LOLA PENDANDE (2021-PRES)

YEAR	GP-GS	MPG	FGM-FGA	PCT	3PM-3PA	PCT	FTM-FTA	PCT	REB-AVG	AST	BLK	STL	PTS-AVG
2021-22	34-34	19.5	99-187	.529	0-3	.000	40-58	.690	165-4.9	20	28	24	238-7.0
TOTAL	34-34	19.5	99-187	.529	0-3	.000	40-58	.690	165-4.9	20	28	24	238-7.0

## NEYDJA PETITHOMME (2016-18)

YEAR	GP-GS	MPG	FGM-FGA	PCT	3PM-3PA	PCT	FTM-FTA	PCT	REB-AVG	AST	BLK	STL	PTS-AVG
2016-17	7-0	1.9	0-2	.000	0-0	.000	2-4	.500	2-0.3	3	0	1	2-0.3
2017-18	21-0	13.4	22-62	.355	12-36	.333	11-14	.786	32-1.5	36	0	12	67-3.2
TOTAL	28-0	10.5	22-64	.344	12-36	.333	13-18	.722	34-1.2	39	0	13	69-2.5

## FALLON PHANORD (2001-05)

YEAR	GP-GS	MPG	FGM-FGA	PCT	3PM-3PA	PCT	FTM-FTA	PCT	REB-AVG	AST	BLK	STL	PTS-AVG
2001-02	NO STATS AVAILABLE						NO STATS AVAILABLE						
2002-03	18-0	9.1	10-31	.323	0-1	.000	5-11	.455	22-1.2	12	0	13	25-1.4
2003-04	10-1	6.2	3-12	.250	0-1	.000	0-0	.000	12-1.2	0	1	2	6-0.6
2004-05	29-29	26.5	50-142	.352	2-13	.154	32-49	.653	109-3.8	49	12	39	134-4.6
TOTAL	NO STATS AVAILABLE						NO STATS AVAILABLE						

## JULI PIER (1980-81; 1982-85)

YEAR	GP-GS	MPG	FGM-FGA	PCT	3PM-3PA	PCT	FTM-FTA	PCT	REB-AVG	AST	BLK	STL	PTS-AVG
1980-81	14-0	---	20-45	.444	---	---	13-23	.565	36-2.6	5	13	6	53-3.8
1981-82	DNP												
1982-83	NO STATS AVAILABLE						NO STATS AVAILABLE						
1983-84	16-0	---	8-18	.444	---	---	2-4	.500	14-0.9	1	5	7	18-1.1
1984-85	8-0	---	3-11	.272	---	---	0-1	.000	13-1.7	4	3	0	6-0.9
TOTAL	NO STATS AVAILABLE						NO STATS AVAILABLE						

## VICKI PLOWDEN (1990-93)

YEAR	GP-GS	MPG	FGM-FGA	PCT	3PM-3PA	PCT	FTM-FTA	PCT	REB-AVG	AST	BLK	STL	PTS-AVG
1990-91	28-27	26.8	194-360	.539	0-0	.000	67-108	.620	281-10.0	18	27	53	455-16.3
1991-92	32-32	27.4	194-377	.515	1-2	.500	87-144	.604	265-8.3	17	41	35	476-14.9
1992-93	31-31	29.0	191-418	.457	2-5	.400	89-143	.622	311-10.0	44	40	64	473-15.3
TOTAL	91-90	27.5	579-1155	.501	3-7	.429	243-395	.615	857-9.4	79	108	152	1,404-15.4

## JILL POORMAN (1979-82)

YEAR	GP-GS	MPG	FGM-FGA	PCT	3PM-3PA	PCT	FTM-FTA	PCT	REB-AVG	AST	BLK	STL	PTS-AVG
1979-80	34-30	---	197-398	.495	---	---	83-140	.593	259-7.6	20	11	61	477-14.0
1980-81	DNP												
1981-82	26-18	---	83-182	.456	---	---	29-42	.690	109-4.2	19	9	21	195-7.5
TOTAL	60-48	---	280-580	.483	---	---	112-182	.615	368-6.1	39	20	82	672-11.2

## MICHELLE POULIN (1974-75)

YEAR	GP-GS	MPG	FGM-FGA	PCT	3PM-3PA	PCT	FTM-FTA	PCT	REB-AVG	AST	BLK	STL	PTS-AVG
1974-75	NO STATS AVAILABLE						NO STATS AVAILABLE						
TOTAL	NO STATS AVAILABLE						NO STATS AVAILABLE						

# CAREER STATS: PRA-ROB



## KHAILA PRATHER (2014-17; 2018-19)

YEAR	GP-GS	MPG	FGM-FGA	PCT	3PM-3PA	PCT	FTM-FTA	PCT	REB-AVG	AST	BLK	STL	PTS-AVG
2014-15	33-0	11.9	22-69	.319	0-0	.000	17-36	.472	105-3.2	7	15	11	61-1.8
2015-16	33-2	10.6	24-67	.358	0-0	.000	14-35	.400	88-2.7	5	9	16	62-1.9
2016-17	27-0	8.1	12-43	.279	0-0	.000	9-26	.346	67-2.5	1	6	11	33-1.2
2018-19	21-1	10.1	14-31	.452	0-0	.000	9-18	.500	46-2.2	5	6	7	37-1.8
TOTAL	114-3	10.3	72-210	.343	0-0	.000	49-115	.426	306-2.7	18	36	45	193-1.7

## SHANNON PRESSWOOD (2000-01)

YEAR	GP-GS	MPG	FGM-FGA	PCT	3PM-3PA	PCT	FTM-FTA	PCT	REB-AVG	AST	BLK	STL	PTS-AVG
2000-01	11-0	5.0	7-19	.368	0-0	.000	3-9	.333	10-0.9	2	4	0	17-1.5
TOTAL	11-0	5.0	7-19	.368	0-0	.000	3-9	.333	10-0.9	2	4	0	17-1.5

## LAURA QUEVEDO (2014-15)

YEAR	GP-GS	MPG	FGM-FGA	PCT	3PM-3PA	PCT	FTM-FTA	PCT	REB-AVG	AST	BLK	STL	PTS-AVG
2014-15	15-13	22.0	27-73	.370	17-50	.340	18-23	.783	72-4.8	19	1	14	89-5.9
TOTAL	15-13	22.0	27-73	.370	17-50	.340	18-23	.783	72-4.8	19	1	14	89-5.9

## LINDA RAYAM (1974-75)

YEAR	GP-GS	MPG	FGM-FGA	PCT	3PM-3PA	PCT	FTM-FTA	PCT	REB-AVG	AST	BLK	STL	PTS-AVG
1974-75	NO STATS AVAILABLE												
TOTAL	NO STATS AVAILABLE												

## MAURITA REID (2006-08)

YEAR	GP-GS	MPG	FGM-FGA	PCT	3PM-3PA	PCT	FTM-FTA	PCT	REB-AVG	AST	BLK	STL	PTS-AVG
2006-07	30-29	29.3	165-376	.439	66-170	.388	43-62	.694	178-5.9	76	11	95	439-14.6
2007-08	30-30	29.2	164-418	.392	76-219	.347	54-83	.651	168-5.6	71	4	110	458-15.3
TOTAL	60-59	29.3	329-794	.414	142-389	.365	97-145	.669	346-5.8	147	15	205	897-15.0

## DOTTIE RICHARDSON (1976-77; 1978-81)

YEAR	GP-GS	MPG	FGM-FGA	PCT	3PM-3PA	PCT	FTM-FTA	PCT	REB-AVG	AST	BLK	STL	PTS-AVG
1976-77	NO STATS AVAILABLE												
1977-78	DNP												
1978-79	NO STATS AVAILABLE												
1979-80	31-24	---	111-249	.446	---	---	26-58	.448	162-5.2	35	7	100	248-8.0
1980-81	38-38	---	182-354	.514	---	---	37-83	.446	284-7.5	60	5	105	401-10.6
TOTAL													

## HOLLY RILINGER (1992-93)

YEAR	GP-GS	MPG	FGM-FGA	PCT	3PM-3PA	PCT	FTM-FTA	PCT	REB-AVG	AST	BLK	STL	PTS-AVG
1992-93	28-27	35.5	150-397	.378	52-140	.371	90-105	.857	89-3.2	91	1	29	442-15.8
TOTAL	28-27	35.5	150-397	.378	52-140	.371	90-105	.857	89-3.2	91	1	29	442-15.8

## REBECCA RIPLEY (2018-19)

YEAR	GP-GS	MPG	FGM-FGA	PCT	3PM-3PA	PCT	FTM-FTA	PCT	REB-AVG	AST	BLK	STL	PTS-AVG
2018-19	15-0	3.4	4-14	.286	4-10	.400	3-4	.750	6-0.4	1	0	1	15-1.0
TOTAL	15-0	3.4	4-14	.286	4-10	.400	3-4	.750	6-0.4	1	0	1	15-1.0

## MARIA RIVERA (1984-88)

YEAR	GP-GS	MPG	FGM-FGA	PCT	3PM-3PA	PCT	FTM-FTA	PCT	REB-AVG	AST	BLK	STL	PTS-AVG
1984-85	28-28	---	202-380	.531	---	---	120-156	.769	93-3.3	149	4	100	524-18.7
1985-86	27-27	37.7	230-533	.432	---	---	119-163	.730	118-4.4	89	2	77	579-21.4
1986-87	30-30	37.0	251-545	.461	---	---	125-158	.791	97-3.2	141	3	106	627-20.9
1987-88	27-27	36.3	209-473	.442	66-177	.373	144-174	.828	102-3.8	108	3	99	628-23.3
TOTAL	112-112	---	892-1931	.462	66-177	.373	508-651	.780	410-3.7	487	12	382	2,358-21.1

## JASMYNE ROBERTS (2021-PRES)

YEAR	GP-GS	MPG	FGM-FGA	PCT	3PM-3PA	PCT	FTM-FTA	PCT	REB-AVG	AST	BLK	STL	PTS-AVG
2021-22	28-0	8.0	22-47	.468	5-13	.385	5-9	.556	41-1.5	11	2	21	54-1.9
TOTAL	28-0	8.0	22-47	.468	5-13	.385	5-9	.556	41-1.5	11	2	21	54-1.9

## HEATHER ROBINSON (1994-95)

YEAR	GP-GS	MPG	FGM-FGA	PCT	3PM-3PA	PCT	FTM-FTA	PCT	REB-AVG	AST	BLK	STL	PTS-AVG
1994-95	8-0	4.5	4-10	.400	0-1	.000	1-2	.500	7-0.9	2	0	1	9-1.1
TOTAL	8-0	4.5	4-10	.400	0-1	.000	1-2	.500	7-0.9	2	0	1	9-1.1



# CAREER STATS: ROB-SAN

## SYDNEE ROBY (2019-21)

YEAR	GP-GS	MPG	FGM-FGA	PCT	3PM-3PA	PCT	FTM-FTA	PCT	REB-AVG	AST	BLK	STL	PTS-AVG
2019-20	29-2	8.7	24-49	.490	0-0	.000	30-54	.556	47-1.6	4	18	4	78-2.7
2020-21	21-1	8.8	24-55	.436	0-0	.000	14-31	.452	52-2.5	3	10	6	62-3.0
TOTAL	50-3	8.7	48-104	.462	0-0	.000	44-85	.518	99-2.0	7	28	10	140-2.8

## ASA ROOS (1987-88)

YEAR	GP-GS	MPG	FGM-FGA	PCT	3PM-3PA	PCT	FTM-FTA	PCT	REB-AVG	AST	BLK	STL	PTS-AVG
1987-88	27-26	29.7	119-264	.451	8-18	.444	57-80	.713	157-5.8	67	4	50	303-11.2
TOTAL	27-26	29.7	119-264	.451	8-18	.444	57-80	.713	157-5.8	67	4	50	303-11.2

## NANCY ROPER (1972-73)

YEAR	GP-GS	MPG	FGM-FGA	PCT	3PM-3PA	PCT	FTM-FTA	PCT	REB-AVG	AST	BLK	STL	PTS-AVG
1972-73	NO STATS AVAILABLE						NO STATS AVAILABLE						
TOTAL	NO STATS AVAILABLE						NO STATS AVAILABLE						

## BIANCA ROSALES (1997-99)

YEAR	GP-GS	MPG	FGM-FGA	PCT	3PM-3PA	PCT	FTM-FTA	PCT	REB-AVG	AST	BLK	STL	PTS-AVG
1997-98	DNP		DNP		DNP		DNP		DNP		DNP		
1998-99	3-0	1.0	0-0	.000	0-0	.000	1-4	.250	0-0.0	0	0	0	1-0.3
TOTAL	3-0	1.0	0-0	.000	0-0	.000	1-4	.250	0-0.0	0	0	0	1-0.3

## BARB RUBIN (1974-77)

YEAR	GP-GS	MPG	FGM-FGA	PCT	3PM-3PA	PCT	FTM-FTA	PCT	REB-AVG	AST	BLK	STL	PTS-AVG
1974-75	NO STATS AVAILABLE						NO STATS AVAILABLE						
1975-76	NO STATS AVAILABLE						NO STATS AVAILABLE						
1976-77	NO STATS AVAILABLE						NO STATS AVAILABLE						
TOTAL	NO STATS AVAILABLE						NO STATS AVAILABLE						

## COLLEEN RUDELL (1984-88)

YEAR	GP-GS	MPG	FGM-FGA	PCT	3PM-3PA	PCT	FTM-FTA	PCT	REB-AVG	AST	BLK	STL	PTS-AVG
1984-85	28-0	---	19-73	.260	---	---	18-23	.783	17-0.7	36	0	28	56-2.0
1985-86	25-8	15.1	27-84	.321	---	---	3-6	.500	17-0.7	35	2	25	57-2.3
1986-87	18-0	11.4	14-46	.304	---	---	3-5	.600	6-0.3	9	0	11	31-1.7
1987-88	18-2	9.1	9-32	.281	4-9	.444	0-1	.000	10-0.6	17	0	5	22-1.2
TOTAL	89-10	---	69-235	.294	4-9	.444	24-35	.686	50-0.6	97	2	69	166-1.9

## MEGHAN SAAKE (1999-03)

YEAR	GP-GS	MPG	FGM-FGA	PCT	3PM-3PA	PCT	FTM-FTA	PCT	REB-AVG	AST	BLK	STL	PTS-AVG
1999-00	29-29	27.4	85-250	.340	2-19	.105	22-55	.400	115-4.0	71	18	49	194-6.7
2000-01	27-27	30.3	62-186	.343	5-28	.179	44-70	.618	120-4.5	99	16	74	173-6.6
2001-02	31-31		139-348	.401	30-94	.322	38-50	.760	152-4.9	125	25	121	346-11.2
2002-03	31-31	36.0	118-299	.395	30-94	.319	51-67	.761	120-3.9	108	36	114	317-10.2
TOTAL	118-118		404-1083	.373	67-243	.275	160-242	.661	507-4.3	403	95	358	1,030-8.7

## EBONI SADLER (2006-07)

YEAR	GP-GS	MPG	FGM-FGA	PCT	3PM-3PA	PCT	FTM-FTA	PCT	REB-AVG	AST	BLK	STL	PTS-AVG
2006-07	15-0	11.4	14-57	.246	3-23	.130	11-16	.688	31-2.1	6	9	11	42-2.8
TOTAL	15-0	11.4	14-57	.246	3-23	.130	11-16	.688	31-2.1	6	9	11	42-2.8

## KENZA SALGUES (2019-PRES)

YEAR	GP-GS	MPG	FGM-FGA	PCT	3PM-3PA	PCT	FTM-FTA	PCT	REB-AVG	AST	BLK	STL	PTS-AVG
2019-20	25-0	8.2	11-49	.224	11-46	.239	4-6	.667	13	9	0	0	37
2020-21	4-0	3.0	0-1	.000	0-1	.000	0-0	.000	0	0	0	0	0
2021-22	DNP		DNP		DNP		DNP		DNP		DNP		DNP
TOTAL	29-0	7.5	11-50	.220	11-47	.234	4-6	.667	13	9	0	0	37

## ANITA SANDERSON (1973-74)

YEAR	GP-GS	MPG	FGM-FGA	PCT	3PM-3PA	PCT	FTM-FTA	PCT	REB-AVG	AST	BLK	STL	PTS-AVG
1973-74	NO STATS AVAILABLE						NO STATS AVAILABLE						
TOTAL	NO STATS AVAILABLE						NO STATS AVAILABLE						

## KIM SANDS (1974-75)

YEAR	GP-GS	MPG	FGM-FGA	PCT	3PM-3PA	PCT	FTM-FTA	PCT	REB-AVG	AST	BLK	STL	PTS-AVG
1974-75	NO STATS AVAILABLE						NO STATS AVAILABLE						
TOTAL	NO STATS AVAILABLE						NO STATS AVAILABLE						

# CAREER STATS: SAN-SMI



## LYNDA SANTIAGO (1974-76)

YEAR	GP-GS	MPG	FGM-FGA	PCT	3PM-3PA	PCT	FTM-FTA	PCT	REB-AVG	AST	BLK	STL	PTS-AVG	
1974-75		NO STATS AVAILABLE					NO STATS AVAILABLE							
1975-76		NO STATS AVAILABLE					NO STATS AVAILABLE							
TOTAL		NO STATS AVAILABLE					NO STATS AVAILABLE							

## KRYSTAL SAUNDERS (2010-14)

YEAR	GP-GS	MPG	FGM-FGA	PCT	3PM-3PA	PCT	FTM-FTA	PCT	REB-AVG	AST	BLK	STL	PTS-AVG
2010-11	24-0	18.8	35-121	.289	20-78	.256	16-21	.762	43-1.8	28	1	23	106-4.4
2011-12	32-6	15.8	39-132	.295	10-55	.182	16-21	.762	67-2.1	36	0	25	104-3.3
2012-13	32-28	27.8	68-227	.300	32-139	.230	29-45	.644	102-3.2	54	2	24	197-6.2
2013-14	31-30	31.5	89-274	.325	70-218	.321	31-40	.775	91-2.9	50	0	30	279-9.0
TOTAL	119-64	23.7	231-754	.306	132-490	.269	92-127	.724	303-2.5	168	3	102	686-5.8

## FRANCES SAVAGE (1988-92)

YEAR	GP-GS	MPG	FGM-FGA	PCT	3PM-3PA	PCT	FTM-FTA	PCT	REB-AVG	AST	BLK	STL	PTS-AVG
1988-89	29-29	33.9	256-467	.548	6-23	.261	131-166	.789	268-9.2	66	17	56	649-22.4
1989-90	31-31	34.1	284-526	.540	18-43	.419	147-187	.786	293-9.5	76	17	71	733-23.6
1990-91	2-2	39.0	19-43	.442	0-2	.000	22-28	.786	20-10.0	7	0	4	60-30.0
1991-92	32-32	30.6	271-557	.487	19-46	.413	181-222	.815	339-10.6	77	10	71	742-23.2
TOTAL	94-94	34.4	830-1593	.521	43-114	.377	481-603	.798	920-9.8	226	44	202	2,184-23.2

## KATE SCHMID (1994-95)

YEAR	GP-GS	MPG	FGM-FGA	PCT	3PM-3PA	PCT	FTM-FTA	PCT	REB-AVG	AST	BLK	STL	PTS-AVG
1994-95	26-1	10.0	21-82	.256	2-18	.111	20-30	.650	46-1.8	7	1	9	64-2.5
TOTAL	26-1	10.0	21-82	.256	2-18	.111	20-30	.650	46-1.8	7	1	9	64-2.5

## TARA SCHWITTER (2013-14)

YEAR	GP-GS	MPG	FGM-FGA	PCT	3PM-3PA	PCT	FTM-FTA	PCT	REB-AVG	AST	BLK	STL	PTS-AVG
2013-14	2-0	2.0	0-1	.000	0-1	.000	1-2	.500	0-0.0	0	0	3	1-0.5
TOTAL	2-0	2.0	0-1	.000	0-1	.000	1-2	.500	0-0.0	0	0	3	1-0.5

## NANCY SEGALL (1976-78)

YEAR	GP-GS	MPG	FGM-FGA	PCT	3PM-3PA	PCT	FTM-FTA	PCT	REB-AVG	AST	BLK	STL	PTS-AVG	
1976-77		NO STATS AVAILABLE					NO STATS AVAILABLE							
1977-78		NO STATS AVAILABLE					NO STATS AVAILABLE							
TOTAL		NO STATS AVAILABLE					NO STATS AVAILABLE							

## SUE SERRA (1975-76)

YEAR	GP-GS	MPG	FGM-FGA	PCT	3PM-3PA	PCT	FTM-FTA	PCT	REB-AVG	AST	BLK	STL	PTS-AVG	
1975-76		NO STATS AVAILABLE					NO STATS AVAILABLE							
TOTAL		NO STATS AVAILABLE					NO STATS AVAILABLE							

## HANNAH SHAW (2009-10)

YEAR	GP-GS	MPG	FGM-FGA	PCT	3PM-3PA	PCT	FTM-FTA	PCT	REB-AVG	AST	BLK	STL	PTS-AVG
2009-10	26-0	7.0	12-39	.308	0-0	.000	7-10	.700	37-1.4	5	4	3	31-1.2
TOTAL	26-0	7.0	12-39	.308	0-0	.000	7-10	.700	37-1.4	5	4	3	31-1.2

## TINA SIMCOX (1975-76)

YEAR	GP-GS	MPG	FGM-FGA	PCT	3PM-3PA	PCT	FTM-FTA	PCT	REB-AVG	AST	BLK	STL	PTS-AVG	
1975-76		NO STATS AVAILABLE					NO STATS AVAILABLE							
TOTAL		NO STATS AVAILABLE					NO STATS AVAILABLE							

## MELINDA SLOVER (1973-74)

YEAR	GP-GS	MPG	FGM-FGA	PCT	3PM-3PA	PCT	FTM-FTA	PCT	REB-AVG	AST	BLK	STL	PTS-AVG	
1973-74		NO STATS AVAILABLE					NO STATS AVAILABLE							
TOTAL		NO STATS AVAILABLE					NO STATS AVAILABLE							

## TONI SMILEY (1984-88)

YEAR	GP-GS	MPG	FGM-FGA	PCT	3PM-3PA	PCT	FTM-FTA	PCT	REB-AVG	AST	BLK	STL	PTS-AVG
1984-85	28-11	---	85-186	.456	---	---	26-54	.481	115-4.1	18	2	44	196-7.0
1985-86	27-20	28.1	104-272	.382	---	---	25-43	.581	98-3.6	49	2	33	233-8.6
1986-87	30-25	30.0	147-307	.479	---	---	33-54	.611	160-5.3	46	3	35	327-10.9
1987-88	27-18	23.4	101-218	.463	1-9	.111	26-45	.578	115-4.3	58	4	33	229-8.5
TOTAL	112-74	---	437-983	.445	1-9	.111	110-196	.561	488-4.4	171	11	145	985-8.8



# CAREER STATS: SMI-TAY

## IRIS SMITH (1984-86)

YEAR	GP-GS	MPG	FGM-FGA	PCT	3PM-3PA	PCT	FTM-FTA	PCT	REB-AVG	AST	BLK	STL	PTS-AVG
1984-85	24-1	---	30-66	.455	---	---	7-16	.438	49-2.0	3	0	12	67-2.8
1985-86	27-22	25.1	73-179	.408	---	---	31-57	.544	112-4.1	19	4	28	177-6.6
TOTAL	51-23	---	103-245	.420	---	---	38-73	.521	161-3.2	22	4	40	244-4.8

## RUTH SMITH (1987-88)

YEAR	GP-GS	MPG	FGM-FGA	PCT	3PM-3PA	PCT	FTM-FTA	PCT	REB-AVG	AST	BLK	STL	PTS-AVG
1987-88	25-3	13.1	35-75	.467	0-0	.000	15-25	.600	71-2.8	8	12	4	85-3.4
TOTAL	25-3	13.1	35-75	.467	0-0	.000	15-25	.600	71-2.8	8	12	4	85-3.4

## TRACEY SMITH (1977-78)

YEAR	GP-GS	MPG	FGM-FGA	PCT	3PM-3PA	PCT	FTM-FTA	PCT	REB-AVG	AST	BLK	STL	PTS-AVG
1977-78	NO STATS AVAILABLE						NO STATS AVAILABLE						
TOTAL	NO STATS AVAILABLE						NO STATS AVAILABLE						

## MARCELLA SOS (1974-75)

YEAR	GP-GS	MPG	FGM-FGA	PCT	3PM-3PA	PCT	FTM-FTA	PCT	REB-AVG	AST	BLK	STL	PTS-AVG
1974-75	NO STATS AVAILABLE						NO STATS AVAILABLE						
TOTAL	NO STATS AVAILABLE						NO STATS AVAILABLE						

## ASHLEY SOURS (2008-09)

YEAR	GP-GS	MPG	FGM-FGA	PCT	3PM-3PA	PCT	FTM-FTA	PCT	REB-AVG	AST	BLK	STL	PTS-AVG
2008-09	23-0	11.2	44-74	.595	0-0	.000	9-16	.563	63-2.7	3	24	6	97-4.2
TOTAL	23-0	11.2	44-74	.595	0-0	.000	9-16	.563	63-2.7	3	24	6	97-4.2

## NECOLE STERLING (2013-15)

YEAR	GP-GS	MPG	FGM-FGA	PCT	3PM-3PA	PCT	FTM-FTA	PCT	REB-AVG	AST	BLK	STL	PTS-AVG
2013-14	27-2	14.6	52-141	.369	16-45	.356	22-32	.688	80-3.0	29	3	13	142-5.3
2014-15	32-9	20.6	84-228	.368	42-116	.362	21-37	.568	85-2.7	32	4	24	231-7.2
TOTAL	59-11	17.8	136-369	.369	58-161	.360	43-69	.623	165-2.8	61	7	37	373-6.3

## MORGAN STROMAN (2009-13)

YEAR	GP-GS	MPG	FGM-FGA	PCT	3PM-3PA	PCT	FTM-FTA	PCT	REB-AVG	AST	BLK	STL	PTS-AVG
2009-10	36-21	22.6	83-201	.413	0-1	.000	97-136	.713	211-5.9	38	24	64	263- 7.3
2010-11	33-33	28.3	164-316	.519	1-6	.167	121-187	.647	270-8.2	69	29	109	450-13.6
2011-12	19-19	22.7	93-168	.554	1-2	.500	58-79	.734	124-6.5	25	8	42	245-12.9
2012-13	32-32	26.7	143-301	.475	0-7	.000	127-183	.694	281-8.8	65	39	57	413-12.9
TOTAL	120-105	25.1	483-986	.490	2-15	.133	403-585	.688	886-7.4	197	100	272	1,371-11.4

## LIZ SUROWICH (1976-77)

YEAR	GP-GS	MPG	FGM-FGA	PCT	3PM-3PA	PCT	FTM-FTA	PCT	REB-AVG	AST	BLK	STL	PTS-AVG
1976-77	NO STATS AVAILABLE						NO STATS AVAILABLE						
TOTAL	NO STATS AVAILABLE						NO STATS AVAILABLE						

## LAURIE TAFT (1972-75)

YEAR	GP-GS	MPG	FGM-FGA	PCT	3PM-3PA	PCT	FTM-FTA	PCT	REB-AVG	AST	BLK	STL	PTS-AVG
1972-73	NO STATS AVAILABLE						NO STATS AVAILABLE						
1973-74	NO STATS AVAILABLE						NO STATS AVAILABLE						
1974-75	NO STATS AVAILABLE						NO STATS AVAILABLE						
TOTAL	NO STATS AVAILABLE						NO STATS AVAILABLE						

## MARY TANTILLO (1990-93)

YEAR	GP-GS	MPG	FGM-FGA	PCT	3PM-3PA	PCT	FTM-FTA	PCT	REB-AVG	AST	BLK	STL	PTS-AVG
1990-91	9-0	2.0	0-2	.000	0-0	.000	3-4	.750	1-0.1	0	0	1	3-0.3
1991-92	20-0	4.1	11-28	.393	0-2	.000	11-17	.647	14-0.7	6	0	3	33-1.7
1992-93	15-0	3.9	6-11	.545	3-3	1.000	5-8	.625	5-0.3	1	0	3	20-1.3
TOTAL	44-0	3.3	17-41	.414	3-5	.600	19-29	.655	20-0.5	7	0	7	56-1.3

## JOYCE TAYLOR (1979-82)

YEAR	GP-GS	MPG	FGM-FGA	PCT	3PM-3PA	PCT	FTM-FTA	PCT	REB-AVG	AST	BLK	STL	PTS-AVG
1979-80	33-10	---	114-278	.410	---	---	40-87	.459	150-4.6	19	23	55	268-8.1
1980-81	27-14	---	68-195	.349	---	---	46-75	.613	186-6.9	24	17	49	182-6.7
1981-82	26-7	---	62-142	.437	---	---	41-72	.569	129-5.0	21	12	32	165-6.3
TOTAL	86-31	---	244-615	.397	---	---	127-234	.543	465-5.4	64	52	136	615-7.2

# CAREER STATS: TAY-WAD



## RENEE TAYLOR (2005-07)

YEAR	GP-GS	MPG	FGM-FGA	PCT	3PM-3PA	PCT	FTM-FTA	PCT	REB-AVG	AST	BLK	STL	PTS-AVG
2005-06	30-29	32.3	153-387	.298	49-150	.327	112-134	.836	77-2.6	115	0	71	467-15.6
2006-07	30-29	34.8	180-468	.385	69-227	.304	129-153	.843	79-2.6	63	1	63	558-18.6
TOTAL	60-58	33.6	333-852	.391	118-377	.313	241-287	.840	156-2.6	178	1	134	1,025-17.1

## DESMA THOMAS (1992-94; 1995-97)

YEAR	GP-GS	MPG	FGM-FGA	PCT	3PM-3PA	PCT	FTM-FTA	PCT	REB-AVG	AST	BLK	STL	PTS-AVG
1992-93	30-6	14.0	36-107	.336	0-4	.000	36-65	.554	87-2.9	13	8	20	108-3.6
1993-94	25-24	32.3	110-351	.313	25-88	.288	106-156	.679	195-7.8	47	20	37	351-14.0
1994-95	DNP												
1995-96	27-27	32.1	120-339	.354	46-155	.297	92-134	.687	134-5.0	72	21	60	378-14.0
1996-97	29-29		135-355	.380	81-216	.375	96-120	.800	136-4.7	64	9	60	447-15.4
TOTAL	111-86		401-1152	.348	152-463	.328	330-475	.695	552-5.0	196	58	177	1,284-11.6

## JESSICA THOMAS (2013-17)

YEAR	GP-GS	MPG	FGM-FGA	PCT	3PM-3PA	PCT	FTM-FTA	PCT	REB-AVG	AST	BLK	STL	PTS-AVG
2013-14	31-2	17.2	52-152	.342	24-92	.261	30-41	.732	58-1.9	50	3	27	158-5.1
2014-15	33-32	26.3	106-309	.343	45-155	.290	50-68	.735	88-2.7	74	2	41	307-9.3
2015-16	33-33	31.6	139-363	.383	64-181	.354	45-73	.616	122-3.7	120	6	50	387-11.7
2016-17	33-33	32.2	138-374	.369	46-158	.291	107-137	.781	79-2.4	130	2	52	429-13.0
TOTAL	130-100	27.0	435-1198	.363	179-586	.305	232-319	.727	347-2.7	374	13	170	1,281-9.9

## SUE THOMAS (1973-76)

YEAR	GP-GS	MPG	FGM-FGA	PCT	3PM-3PA	PCT	FTM-FTA	PCT	REB-AVG	AST	BLK	STL	PTS-AVG
1973-74			NO STATS AVAILABLE				NO STATS AVAILABLE						
1974-75			NO STATS AVAILABLE				NO STATS AVAILABLE						
1975-76			NO STATS AVAILABLE				NO STATS AVAILABLE						
TOTAL			NO STATS AVAILABLE				NO STATS AVAILABLE						

## ERIN THOMASSON (1985-87)

YEAR	GP-GS	MPG	FGM-FGA	PCT	3PM-3PA	PCT	FTM-FTA	PCT	REB-AVG	AST	BLK	STL	PTS-AVG
1985-86	13-0	4.8	2-12	.167	---	---	0-0	.000	2-0.2	2	0	1	4-0.3
1986-87	9-0	7.0	1-8	.125	---	---	0-0	.000	6-0.7	1	1	1	2-0.2
TOTAL	22-0	5.9	3-20	.150	---	---	0-0	.000	8-0.4	3	1	2	6-0.3

## TARLA TOOMER (1994-97)

YEAR	GP-GS	MPG	FGM-FGA	PCT	3PM-3PA	PCT	FTM-FTA	PCT	REB-AVG	AST	BLK	STL	PTS-AVG
1994-95	17-1	9.9	8-29	.276	3-13	.231	12-17	.706	14-0.8	14	0	7	31-1.8
1995-96	23-6	15.0	12-44	.273	1-15	.067	10-15	.667	36-1.6	61	0	31	35-1.5
1996-97			NO STATS AVAILABLE				NO STATS AVAILABLE						
TOTAL			NO STATS AVAILABLE				NO STATS AVAILABLE						

## ROBERTA TRACHTEN (1977-78)

YEAR	GP-GS	MPG	FGM-FGA	PCT	3PM-3PA	PCT	FTM-FTA	PCT	REB-AVG	AST	BLK	STL	PTS-AVG
1977-78			NO STATS AVAILABLE				NO STATS AVAILABLE						
TOTAL			NO STATS AVAILABLE				NO STATS AVAILABLE						

## MICHELLE TRIFIRO (1974-76)

YEAR	GP-GS	MPG	FGM-FGA	PCT	3PM-3PA	PCT	FTM-FTA	PCT	REB-AVG	AST	BLK	STL	PTS-AVG
1974-75			NO STATS AVAILABLE				NO STATS AVAILABLE						
1975-76			NO STATS AVAILABLE				NO STATS AVAILABLE						
TOTAL			NO STATS AVAILABLE				NO STATS AVAILABLE						

## VITALIJA VASCIUNAIT (2007-09)

YEAR	GP-GS	MPG	FGM-FGA	PCT	3PM-3PA	PCT	FTM-FTA	PCT	REB-AVG	AST	BLK	STL	PTS-AVG
2007-08	15-0	4.2	10-35	.286	8-26	.308	2-2	1.000	4-0.3	4	1	3	30-2.0
2008-09	14-0	8.9	21-53	.396	14-43	.326	1-5	.200	7-0.5	2	0	8	57-4.1
TOTAL	29-0	6.6	31-88	.352	22-69	.319	3-7	.429	11-0.4	6	1	11	87-3.0

## CHRIS WADE (1987-88)

YEAR	GP-GS	MPG	FGM-FGA	PCT	3PM-3PA	PCT	FTM-FTA	PCT	REB-AVG	AST	BLK	STL	PTS-AVG
1987-88	24-0	7.2	4-12	.333	---	---	2-3	.667	13-0.5	15	0	5	10-0.4
TOTAL	24-0	7.2	4-12	.333	---	---	2-3	.667	13-0.5	15	0	5	10-0.4

## LINDA WADE (1983-84)

YEAR	GP-GS	MPG	FGM-FGA	PCT	3PM-3PA	PCT	FTM-FTA	PCT	REB-AVG	AST	BLK	STL	PTS-AVG
1983-84	17-0	---	23-59	.390	---	---	6-16	.375	15-0.9	7	1	4	52-3.1
TOTAL	17-0	---	23-59	.390	---	---	6-16	.375	15-0.9	7	1	4	52-3.1



# CAREER STATS: WAG-WIL

## NINA WAGNER (1991-95)

YEAR	GP-GS	MPG	FGM-FGA	PCT	3PM-3PA	PCT	FTM-FTA	PCT	REB-AVG	AST	BLK	STL	PTS-AVG
1991-92	15-0	3.5	4-13	.308	0-2	.000	1-3	.333	5-0.3	5	0	0	9-0.6
1992-93	7-0	2.6	0-3	.000	0-0	.000	3-5	.600	3-0.4	0	0	0	3-0.4
1993-94	9-0	3.9	2-7	.286	0-1	.000	0-1	.000	3-0.3	2	0	1	4-0.4
1994-95	20-2	6.5	4-20	.200	1-1	1.000	2-3	.667	12-0.6	16	0	3	11-0.6
TOTAL	51-2	4.1	10-43	.233	1-4	.250	6-12	.500	23-0.5	23	0	4	27-0.5

## VERONICA WATSON (1992-94)

YEAR	GP-GS	MPG	FGM-FGA	PCT	3PM-3PA	PCT	FTM-FTA	PCT	REB-AVG	AST	BLK	STL	PTS-AVG
1992-93	25-0	5.8	16-42	.381	0-0	.000	4-6	.667	30-1.2	5	3	6	36-1.4
1993-94	26-11	13.0	27-70	.386	0-1	.000	2-9	.222	60-2.3	20	4	8	56-2.2
TOTAL	51-11	9.4	43-112	.384	0-1	.000	6-15	.400	90-1.8	25	7	14	92-1.8

## SANDRA WELLS (1979-80)

YEAR	GP-GS	MPG	FGM-FGA	PCT	3PM-3PA	PCT	FTM-FTA	PCT	REB-AVG	AST	BLK	STL	PTS-AVG
1979-80	16-11	---	66-183	.361	---	---	37-55	.673	30-1.9	68	0	43	169-10.6
TOTAL	16-11	---	66-183	.361	---	---	37-55	.673	30-1.9	68	0	43	169-10.6

## SUE WERB (1984-85)

YEAR	GP-GS	MPG	FGM-FGA	PCT	3PM-3PA	PCT	FTM-FTA	PCT	REB-AVG	AST	BLK	STL	PTS-AVG
1984-85	5-0	---	3-3	1.000	---	---	0-0	.000	3-0.6	2	0	2	6-1.2
TOTAL	5-0	---	3-3	1.000	---	---	0-0	.000	3-0.6	2	0	2	6-1.2

## YOLANDA WHIGHAM (2001-02)

YEAR	GP-GS	MPG	FGM-FGA	PCT	3PM-3PA	PCT	FTM-FTA	PCT	REB-AVG	AST	BLK	STL	PTS-AVG
2001-02	NO STATS AVAILABLE						NO STATS AVAILABLE						
TOTAL	NO STATS AVAILABLE						NO STATS AVAILABLE						

## BETSY WHITE (1978-80)

YEAR	GP-GS	MPG	FGM-FGA	PCT	3PM-3PA	PCT	FTM-FTA	PCT	REB-AVG	AST	BLK	STL	PTS-AVG
1978-79	NO STATS AVAILABLE												
1979-80	10-0	---	5-16	.313	---	---	5-6	.833	4-0.4	2	0	9	15-1.5
TOTAL	NO STATS AVAILABLE												

## CHRISTAL WHITE (1998-00)

YEAR	GP-GS	MPG	FGM-FGA	PCT	3PM-3PA	PCT	FTM-FTA	PCT	REB-AVG	AST	BLK	STL	PTS-AVG
1998-99	23-0	11.0	21-48	.438	1-3	.333	30-42	.714	43-1.9	5	5	9	73-3.2
1999-00	3-0	8.3	2-8	.250	0-0	.000	4-6	.667	11-3.7	1	1	1	8-2.7
TOTAL	26-0	9.7	23-56	.411	1-3	.333	34-48	.708	54-2.1	6	6	10	81-3.1

## SHAQUANA WILKINS (2000-04)

YEAR	GP-GS	MPG	FGM-FGA	PCT	3PM-3PA	PCT	FTM-FTA	PCT	REB-AVG	AST	BLK	STL	PTS-AVG
2000-01	26-0	10.5	37-69	.536	0-0	.000	19-28	.679	61-2.3	9	10	23	93-3.6
2001-02	NO STATS AVAILABLE												
2002-03	30-20	22.3	108-198	.545	0-1	.000	39-56	.696	180-6.0	34	25	28	255-8.5
2003-04	16-16	33.7	65-138	.471	0-0	.000	33-42	.786	148-9.3	30	23	21	163-10.2
TOTAL	NO STATS AVAILABLE												

## JEAN WILLEY (1982-83)

YEAR	GP-GS	MPG	FGM-FGA	PCT	3PM-3PA	PCT	FTM-FTA	PCT	REB-AVG	AST	BLK	STL	PTS-AVG
1982-83	NO STATS AVAILABLE						NO STATS AVAILABLE						
TOTAL	NO STATS AVAILABLE						NO STATS AVAILABLE						

## TONI WILLIAM (1998-99)

YEAR	GP-GS	MPG	FGM-FGA	PCT	3PM-3PA	PCT	FTM-FTA	PCT	REB-AVG	AST	BLK	STL	PTS-AVG
1998-99	3-0	3.3	2-4	.500	0-0	.000	1-3	.333	5-1.7	0	1	1	5-1.7
TOTAL	3-0	3.3	2-4	.500	0-0	.000	1-3	.333	5-1.7	0	1	1	5-1.7

## CARLA WILLIAMS (2006-08)

YEAR	GP-GS	MPG	FGM-FGA	PCT	3PM-3PA	PCT	FTM-FTA	PCT	REB-AVG	AST	BLK	STL	PTS-AVG
2006-07	30-1	14.1	65-135	.481	0-0	.000	21-42	.500	114-3.8	4	12	15	151-5.0
2007-08	28-22	17.0	62-136	.456	0-1	.000	24-45	.533	114-4.1	9	13	31	148-5.3
TOTAL	58-23	15.6	127-271	.468	0-1	.000	45-87	.517	228-3.9	13	25	46	299-5.2



# CAREER STATS: WIL-WIL



## JALEAH WILLIAMS (2021-PRES)

YEAR	GP-GS	MPG	FGM-FGA	PCT	3PM-3PA	PCT	FTM-FTA	PCT	REB-AVG	AST	BLK	STL	PTS-AVG
2021-22	34-28	26.9	97-233	.416	5-30	.167	49-70	.700	140-4.1	75	7	65	248-7.3
TOTAL	34-28	26.9	97-233	.416	5-30	.167	49-70	.700	140-4.1	75	7	65	248-7.3

## JASSANY WILLIAMS (2013-15)

YEAR	GP-GS	MPG	FGM-FGA	PCT	3PM-3PA	PCT	FTM-FTA	PCT	REB-AVG	AST	BLK	STL	PTS-AVG
2013-14	31-11	19.1	71-156	.455	0-0	.000	27-49	.551	167-5.4	26	57	13	169-5.5
2014-15	33-33	21.0	71-173	.410	0-0	.000	39-52	.750	199-6.0	4	76	31	181-5.5
TOTAL	64-44	20.1	142-329	.432	0-0	.000	66-101	.653	366-5.7	30	133	44	350-5.5

## RIQUINA WILLIAMS (2008-12)

YEAR	GP-GS	MPG	FGM-FGA	PCT	3PM-3PA	PCT	FTM-FTA	PCT	REB-AVG	AST	BLK	STL	PTS-AVG
2008-09	26-6	17.5	78-261	.299	24-111	.216	47-61	.770	51-2.0	19	11	44	227-8.7
2009-10	36-25	30.4	253-628	.403	106-294	.361	95-129	.736	152-4.2	62	17	64	707-19.6
2010-11	33-33	31.4	251-632	.397	75-252	.298	140-181	.773	176-5.3	93	16	91	717-21.7
2011-12	30-27	27.7	178-448	.397	67-182	.368	74-92	.804	103-3.4	77	20	71	497-16.6
TOTAL	125-91	26.8	760-1969	.386	272-839	.324	356-463	.769	482-3.9	251	64	270	2,148-17.2

## ROBIN WILLIAMS (1985-87)

YEAR	GP-GS	MPG	FGM-FGA	PCT	3PM-3PA	PCT	FTM-FTA	PCT	REB-AVG	AST	BLK	STL	PTS-AVG
1985-86	22-18	29.7	50-132	.379	---	---	29-39	.744	68-3.1	67	0	33	129-5.9
1986-87	30-30	34.6	104-256	.406	---	---	86-120	.717	114-3.8	62	1	53	294-9.8
TOTAL	52-48	32.2	154-388	.397	---	---	115-159	.723	182-3.5	129	1	86	423-8.1

## SHANEL WILLIAMS (2009-12)

YEAR	GP-GS	MPG	FGM-FGA	PCT	3PM-3PA	PCT	FTM-FTA	PCT	REB-AVG	AST	BLK	STL	PTS-AVG
2009-10	34-0	12.1	33-107	.308	9-25	.360	17-30	.567	37-1.1	9	1	20	92-2.7
2010-11	32-0	13.8	29-92	.315	3-11	.273	35-65	.538	61-1.9	17	3	25	96-3.0
2011-12	31-0	7.3	17-47	.362	1-9	.111	8-21	.381	27-0.9	11	1	12	43-1.4
2012-13	3-0	8.0	3-7	.429	1-1	1.000	0-0	.000	2-0.7	0	0	2	7-2.3
TOTAL	100-0	10.3	82-253	.324	14-46	.304	60-116	.517	127-1.27	37	5	59	238-2.4

## ZADA WILLIAMS (2015-17)

YEAR	GP-GS	MPG	FGM-FGA	PCT	3PM-3PA	PCT	FTM-FTA	PCT	REB-AVG	AST	BLK	STL	PTS-AVG
2015-16	21-0	5.0	16-33	.485	0-0	.000	6-16	.375	34-1.6	6	1	7	38-1.8
2016-17	14-0	3.4	8-10	.800	0-0	.000	3-4	.750	13-0.9	0	2	1	19-1.4
TOTAL	35-0	4.3	24-43	.558	0-0	.000	9-20	.450	47-1.3	6	3	8	57-1.6

## DELLA WILSON (1990-93)

YEAR	GP-GS	MPG	FGM-FGA	PCT	3PM-3PA	PCT	FTM-FTA	PCT	REB-AVG	AST	BLK	STL	PTS-AVG
1990-91	23-14	25.2	79-209	.391	10-39	.256	30-41	.732	75-3.3	92	3	53	198-8.6
1991-92	32-32	31.7	102-250	.408	7-29	.241	36-60	.600	119-3.7	125	4	51	247-7.7
1992-93	31-31	35.7	172-380	.453	14-49	.347	65-94	.691	144-4.6	134	5	93	426-13.7
TOTAL	87-77	30.9	353-839	.421	31-117	.265	131-195	.672	338-3.9	351	12	197	871-10.0

## HUTASHI WILSON (2000-04)

YEAR	GP-GS	MPG	FGM-FGA	PCT	3PM-3PA	PCT	FTM-FTA	PCT	REB-AVG	AST	BLK	STL	PTS-AVG
2000-01	18-0	5.6	6-21	.286	0-8	.000	6-20	.300	16-0.9	4	0	8	18-1.0
2001-02	NO STATS AVAILABLE												
2002-03	29-11	16.9	38-112	.339	14-41	.341	18-30	.600	55-1.9	51	0	25	108-3.7
2003-04	16-3	16.5	18-47	.383	5-19	.263	13-22	.591	24-1.5	39	0	15	54-3.4
TOTAL													

## SHAWNICE WILSON (2011-13)

YEAR	GP-GS	MPG	FGM-FGA	PCT	3PM-3PA	PCT	FTM-FTA	PCT	REB-AVG	AST	BLK	STL	PTS-AVG
2011-12	32-12	18.8	78-172	.453	0-0	.000	50-68	.735	184-5.8	14	18	16	206-6.4
2012-13	32-29	23.5	123-237	.519	0-2	.000	75-94	.798	275-8.6	23	20	28	321-10.0
TOTAL	64-41	21.2	201-409	.491	0-2	.000	125-162	.772	459-7.2	37	38	44	527-8.2

## SYLVIA WILSON (1979-82)

YEAR	GP-GS	MPG	FGM-FGA	PCT	3PM-3PA	PCT	FTM-FTA	PCT	REB-AVG	AST	BLK	STL	PTS-AVG
1979-80	33-30	—	232-438	.530	—	—	56-103	.544	344-10.4	24	80	56	520-15.8
1980-81	38-37	—	268-568	.472	—	—	134-222	.604	449-11.8	17	61	53	670-17.6
1981-82	28-27	—	221-503	.439	—	—	81-131	.618	322-11.5	21	57	45	523-18.7
TOTAL	99-94	—	721-1509	.478	—	—	271-456	.594	1115-11.3	62	198	154	1,713-17.3



# CAREER STATS: WIM-ZAL

## CASSAUNDR WIMES (1994-96; 1997-99)

YEAR	GP-GS	MPG	FGM-FGA	PCT	3PM-3PA	PCT	FTM-FTA	PCT	REB-AVG	AST	BLK	STL	PTS-AVG
1994-95	26-7	13.5	51-113	.451	0-0	.000	69-99	.697	122-4.7	6	3	26	171-6.6
1995-96	26-23	24.8	110-195	.564	0-0	.000	84-126	.667	173-6.7	13	7	34	304-11.7
1996-97	DNP												
1997-98	24-13	20.8	82-202	.406	21-62	.339	37-47	.787	67-2.8	23	5	36	222-9.3
1998-99	29-29	27.6	128-336	.381	23-80	.288	58-82	.707	106-3.7	51	8	47	337-11.6
TOTAL	105-72	21.7	371-846	.439	44-142	.310	248-354	.701	468-4.5	93	23	143	1,034-9.8

## TANYA WOOD (1988-90)

YEAR	GP-GS	MPG	FGM-FGA	PCT	3PM-3PA	PCT	FTM-FTA	PCT	REB-AVG	AST	BLK	STL	PTS-AVG
1988-89	15-0	4.9	3-11	.273	0-0	.000	4-6	.667	17-1.1	3	1	2	10-0.7
1989-90	9-0	6.6	9-15	.600	0-0	.000	4-5	.800	7-0.8	2	1	1	22-2.4
TOTAL	24-0	5.8	12-26	.461	0-0	.000	8-11	.727	24-1.0	5	2	3	32-1.3

## MICHELLE WOODS (2011-13; 2014-16)

YEAR	GP-GS	MPG	FGM-FGA	PCT	3PM-3PA	PCT	FTM-FTA	PCT	REB-AVG	AST	BLK	STL	PTS-AVG
2011-12	31-0	11.3	29-92	.315	15-58	.259	24-33	.727	44-1.4	30	0	31	97-3.1
2012-13	31-15	22.5	62-183	.339	24-83	.289	36-62	.581	88-2.8	67	7	35	184-5.9
2013-14	DNP												
2014-15	33-15	25.9	83-240	.346	36-114	.316	77-112	.688	126-3.8	73	5	31	279-8.5
2015-16	33-33	25.7	75-233	.322	30-117	.256	34-43	.791	120-3.6	101	11	43	214-6.5
TOTAL	128-63	21.5	249-748	.333	105-372	.282	171-250	.684	378-3.0	271	23	140	774-6.0

## EPIPHANY WOODSON (2007-09)

YEAR	GP-GS	MPG	FGM-FGA	PCT	3PM-3PA	PCT	FTM-FTA	PCT	REB-AVG	AST	BLK	STL	PTS-AVG
2007-08	29-18	25.3	71-218	.326	23-88	.261	21-31	.677	74-2.6	55	0	28	186-6.4
2008-09	21-11	23.1	54-162	.333	15-63	.238	19-22	.864	46-2.2	51	0	18	142-6.8
TOTAL	50-29	24.2	125-380	.329	38-151	.252	40-53	.755	120-2.4	106	0	46	328-6.6

## WYNN WYCAL (1972-73)

YEAR	GP-GS	MPG	FGM-FGA	PCT	3PM-3PA	PCT	FTM-FTA	PCT	REB-AVG	AST	BLK	STL	PTS-AVG
1972-73													
TOTAL													

## STEFANIE YDERSTROM (2009-13)

YEAR	GP-GS	MPG	FGM-FGA	PCT	3PM-3PA	PCT	FTM-FTA	PCT	REB-AVG	AST	BLK	STL	PTS-AVG
2009-10	30-17	25.0	78-245	.318	47-159	.296	22-26	.846	44-1.5	64	10	26	225-7.5
2010-11	33-33	29.2	83-255	.325	53-172	.308	45-54	.833	75-2.3	88	7	44	264-8.0
2011-12	32-32	25.6	113-299	.378	68-195	.349	46-54	.852	49-1.5	54	5	36	340-10.6
2012-13	32-32	30.0	123-362	.340	60-164	.366	68-77	.883	43-1.3	75	2	41	374-11.7
TOTAL	127-114	27.5	397-1161	.342	228-690	.330	181-211	.860	211-1.7	281	24	147	1,203-9.5

## CAMI YOUNG (1992-94)

YEAR	GP-GS	MPG	FGM-FGA	PCT	3PM-3PA	PCT	FTM-FTA	PCT	REB-AVG	AST	BLK	STL	PTS-AVG
1992-93	19-0	4.7	9-20	.450	4-5	.800	6-8	.750	18-0.9	3	1	3	28-1.5
1993-94	24-6	15.5	66-199	.332	10-38	.263	22-29	.759	49-2.0	17	1	10	164-6.8
TOTAL	43-6	10.1	75-219	.342	14-43	.326	28-37	.757	67-1.6	20	2	13	192-4.5

## TANYA YOUNG (1991-95)

YEAR	GP-GS	MPG	FGM-FGA	PCT	3PM-3PA	PCT	FTM-FTA	PCT	REB-AVG	AST	BLK	STL	PTS-AVG
1991-92	25-0	5.5	10-31	.323	1-3	.333	11-20	.550	38-1.5	5	2	11	32-1.3
1992-93	30-5	7.9	25-63	.397	0-2	.000	6-29	.207	59-2.0	7	1	13	56-1.9
1993-94	26-16	28.6	102-267	.382	0-1	.000	46-88	.523	257-9.9	24	23	40	250-9.6
1994-95	22-17	23.5	79-174	.454	0-0	.000	35-67	.522	155-7.0	19	11	33	193-8.8
TOTAL	103-38	16.4	216-535	.404	1-6	.167	98-204	.480	509-4.9	55	37	97	531-5.2

## RINAT ZALTZ (1994-95)

YEAR	GP-GS	MPG	FGM-FGA	PCT	3PM-3PA	PCT	FTM-FTA	PCT	REB-AVG	AST	BLK	STL	PTS-AVG
1994-95	27-24	27.1	105-295	.356	25-80	.313	58-79	.734	114-4.2	55	11	44	293-10.9
TOTAL	27-24	27.1	105-295	.356	25-80	.313	58-79	.734	114-4.2	55	11	44	293-10.9





# 2021-22 SCHEDULE

NOV. 9	VS JACKSON SATE
NOV. 12	VS BETHUNE-COOKMAN
NOV. 14	VS STETSON
NOV. 18	VS FAU
NOV. 25	VS WASHINGTON STATE <small>BAHAMAR SHOWCASE</small>
NOV. 27	VS INDIANA <small>BAHAMAR SHOWCASE</small>
DEC. 2	@ MARYLAND <small>BIG TEN/ACC CHALLENGE</small>
DEC. 5	VS TULANE
DEC. 6	VS ARKANSAS-PINE BLUFF
DEC. 12	VS ROBERT MORRIS
DEC. 19	VS DUKE
DEC. 21	VS NORTH FLORIDA
JAN. 2	@ VIRGINIA
JAN. 6	VS WAKE FOREST
JAN. 9	VS LOUISVILLE
JAN. 13	@ CLEMSON
JAN. 16	VS GEORGIA TECH
JAN. 20	@ FLORIDA STATE
JAN. 23	@ BOSTON COLLEGE
JAN. 27	VS NC STATE
JAN. 30	@ WAKE FOREST
FEB. 3	VS SYRACUSE
FEB. 6	@ NORTH CAROLINA
FEB. 10	@ NOTRE DAME
FEB. 13	VS FLORIDA STATE
FEB. 17	VS PITTSBURGH
FEB. 20	@ GEORGIA TECH
FEB. 24	@ VIRGINIA TECH
FEB. 27	VS CLEMSON

HOME

AWAY

NEUTRAL

A close-up photograph of a red sports jersey. The jersey has a fine, dotted mesh texture. The name 'SEBASTIAN' is printed in large, bold, black, sans-serif capital letters across the chest. Below the name, the top of a black number '7' is visible. At the top of the frame, the white, shaggy fur trim of a hood or collar is seen, partially covering a white plastic strap or buckle. The lighting is bright, creating some highlights and shadows on the fabric.

**SEBASTIAN**