

WOMEN'S BASKETBALL

2022-23 GAME NOTES



@HokiesWBB



@GanesWBB

NO. 8 VIRGINIA TECH
24-4, 14-4 ACC



MIAMI HURRICANES
19-11, 11-7 ACC

Head Coach: Kenny Brooks (James Madison, 1992)
Record at VT: 148-73 (7th season)
Career Record: 485-195 (21st season)
Record vs. opponent at VT: 5-6

Head Coach: Katie Meier (Duke, 1990)
Record at Miami: 343-222 (18th season)
Career Record: 419-267 (22nd season)
Record vs. VT: 18-9

GAME 29 • NO. 8 VIRGINIA TECH vs. MIAMI • MARCH 3, 2023 • 8 P.M. • GREENSBORO COLISEUM

VIRGINIA TECH'S LAST STARTING FIVE

Virginia Tech Hokies	Ht.	Yr.	Hometown	PPG	RPG	Other
G 5 Georgia Amoore	5-6	Jr.	Victoria, Australia	14.6	2.8	First Team All-ACC
G 23 Kayana Traylor	5-9	Sr.	Martinsville, Ind.	11.1	3.1	Had 14 pts, 7 reb, 5 ast at GT Sunday
G 22 Cayla King	6-0	Sr.	Greensboro, N.C.	8.5	3.1	Third in program history with 210 3FGs
F 13 Taylor Soule	5-11	Gr.	West Lebanon, N.H.	11.4	5.7	Second Team All-ACC
C 33 Elizabeth Kitley	6-6	Sr.	Summerfield, N.C.	18.8	10.7	Two-time ACC Player of the Year

THE SERIES WITH THE HURRICANES

- VT is 11-22 all-time against the Hurricanes.
- VT and Miami have met in the ACC Tournament two times, with both clubs winning once. Most recently, they met in the Second Round in 2021 with the Hokies winning 72-64.
- The Hurricanes won the regular season meeting in Coral Gables in January 77-66.

A WIN WOULD...

- Move the Hokies into the semifinal round of the ACC Tournament for the second time in program history. Last season's appearance was the first.
- Mark the 25th victory of the season. VT has reached 25 wins in 29 games on one previous occasion, the 1998-99 season. That was also the last season that VT recorded 24 or more victories.

VIRGINIA TECH'S ACC TOURNAMENT HISTORY

- In 18 appearances, the Hokies are 9-18 at the event.
- Kenny Brooks is 5-6 since taking over the program in 2016-17.
- The Hokies' most common opponent in the ACC Tournament has been Wake Forest, playing them five times. VT is 2-3 in those meetings.
- The only league school that Tech has not faced in the ACC Tournament is Notre Dame. This season ND is the one seed and could match up with the Hokies in the final round on Sunday.
- This season the Hokies are the three seed, the highest seed earned in program history. It is the first edition of the tournament that the Hokies have had a double bye.

ACC PLAYER OF THE YEAR ELIZABETH KITLEY

- Kitley was named the ACC's Player of the Year for a second consecutive season this week. She became the 10th woman in league history to accomplish the feat. She also won the Kay Yow Scholar Athlete of the Year once again.
- She is the only active player in D1 to score 1,900 points, record 1,000 rebounds and have 245 blocks.

GAME 29

TELEVISION

ACCN (Jenn Hildreth & Debbie Antonelli)

RADIO

VT Sports Network & 100.7 (Evan Hughes)
Sirius XM Channel 137 or 139

LIVE STATS

stats.hokiesports.com

2022-23 SCHEDULE

RECORD	24-4
ACC	14-4
NON-CONFERENCE	10-0
HOME	14-1
AWAY	8-3
NEUTRAL	2-0

Date	Opponent	TV	TIME
N7	Mount St. Mary's	ACCNX	W, 101-45
N11	Bucknell	ACCNX	W, 67-41
N14	USC Upstate	ACCNX	W, 79-24
N21	Kentucky*	FloHoops	W, 82-74
N23	Missouri*	FloHoops	W, 73-57
N27	Longwood	ACCNX	W, 89-28
D1	Nebraska	ACCN	W, 85-54
D4	at Tennessee	ESPN2	W, 59-56
D7	at Boston College*	ACCN	W, 73-58
D11	UNC Asheville	ACCNX	W, 86-48
D18	No. 5 Notre Dame*	ACCN	L, 52-63
D21	at High Point	ESPN+	W, 86-66
D29	at Clemson*	RSN	L, 59-64
J1	No. 13 UNC*	ACCN	W, 68-65
J5	Virginia*	RSN	W, 74-66
J8	at Miami*	RSN	L, 66-77
J12	Louisville*	ACCNX	W, 81-79
J19	at Pitt*	ACCNX	W, 69-62
J22	Wake Forest*	RSN	W, 74-57
J26	at No. 16 Duke*	ACCN	L, 55-66
J29	at Virginia*	ACCN	W, 72-60
F2	Syracuse*	ACCNX	W, 78-64
F6	at No. 22 NC State*	ESPN2	W, 73-61
F12	No. 19 Florida State*	ACCN	W, 84-70
F16	No. 9 Duke*	ACCNX	W, 61-45
F19	NC State*	ESPN2	W, 75-62
F23	at No. 22 UNC*	RSN	W, 61-59
F26	at Georgia Tech*	ACCN	W, 65-52
M3	Miami#	ACCN	8 PM

All times Eastern

Denotes ACC contests (*)

Denotes Pink Flamingo Championship (^)

Denotes ACC Tourney in Greensboro, NC (#)

FOLLOW THE HOKIES



@HOKIESWBB

QUICK FACTS

THE BASICS

University Name: Virginia Tech
 Location: Blacksburg, Va.
 Founded: 1872
 Enrollment: 36,000+
 President: Dr. Timothy Sands
 Director of Athletics: Whit Babcock
 Nickname: Hokies
 Mascot: Hokie Bird
 Colors: Chicago Maroon and Burnt Orange
 Affiliation: NCAA Division I
 Conference: Atlantic Coast

FACILITY FACTS

CASSELL COLISEUM
 Capacity: 8,925
 Record in Arena: 460-210 (.687)

TEAM INFORMATION

2021-22 Record: 23-10
 Home/Away/Neutral: 12-2/8-5/3-3
 Conference Record: 13-5
 Home/Away: 8-1/5-4
 Conference Finish: T-3
 Conference Tournament: Lost in semifinals
 Starters Returning/Lost: 3/2
 Letterwinners Returning/Lost: 5/5
 Newcomers: 6

Total seasons: 46
 First season: 1976/77
 All-Time Record: 769-619
 All-Time ACC Record: 105-192
 All-Time ACC Tournament Record: 9-18
 ACC Championship Game Appearances: 0
 NCAA Tournament Appearances (Last): 10 (2022)
 All-Time NCAA Record: 9-11



MEDIA INFORMATION

CREDENTIALS

Outlets interested in obtaining credentials to cover Virginia Tech women's basketball home games must apply for credentials via email to the program's SID Carter Brown at cart315@vt.edu

INTERVIEW POLICY

Gamedays: Head Coach Kenny Brooks and selected student-athletes will be available to the media after the game and following a 10-minute cooling off period. For home games, interviews with Coach Brooks and student-athletes will be conducted in-person in the Cassell Coliseum Media Center.

Non-Gamedays: All interview requests for members of the program need to be arranged through the Virginia Tech Creative Communications Office - contact Carter W. Brown (c: 804-551-0457; e: cart315@vt.edu). Coaches should not be contacted directly under any circumstances. Student-athletes may be solicited for NIL opportunities only.



2022-23 VIRGINIA TECH NUMERICAL ROSTER

No.	Name	Cl.	Pos.	Ht.	Hometown	High School/Previous School
1	Carleigh Wenzel	Fr.	G	6-0	San Antonio, Texas	Antonian College Prep
3	Chloe Brooks	r-Sr.	G	5-10	Harrisonburg, Va.	Spotswood
5	Georgia Amoore	Jr.	G	5-6	Ballarat, Victoria, Australia	Loretto College Ballarat (Ballarat Rush)
10	Charlise Dunn	Fr.	G	6-2	Victoria, Australia	Lake Ginninderra
11	D'asia Gregg	Sr.	F	6-2	Florence, S.C.	Wilson (Georgia Tech/Gulf Coast State)
13	Taylor Soule	Gr.	F	5-11	W. Lebanon, N.H.	Kimball Union Academy/Boston College
14	Maddie Vejsicky	Fr.	G	6-0	Newark, Ohio	Newark
15	Ashley Owusu	Sr.	G	6-0	Woodbridge, Va.	Paul VI/Maryland
22	Cayla King	Sr.	G	6-0	Greensboro, N.C.	Northwest Guilford
23	Kayana Traylor	Sr.	G	5-9	Martinsville, Ind.	Martinsville/Purdue
32	Clara Ford	Gr.	C	6-3	Vienna, Va.	George C. Marshall/Boston College
33	Elizabeth Kitley	Sr.	C	6-6	Summerfield, N.C.	Northwest Guilford
35	Taylor Geiman	Sr.	G/F	6-0	Hanover, Pa.	South Western

COACHING & SUPPORT STAFF

Head Coach: Kenny Brooks (James Madison, 1992)
Record at VT: 148-73 (7th Year)
Overall Record: 485-195 (21st Year)
Assistant Coach: Lindsey Hicks (3rd Year)
Assistant Coach: Radville Autukaite (1st Year)
Strength & Conditioning: Greg Werner (7th Year)
Athletic Trainer: Erin Cash (7th Year)
Chief of Staff: Tim Clark (7th Year)
Video Coordinator: Chase Sanchez (2nd Year)
Director of Player Personnel: Will Sims (1st Year)
Coordinator of S-A Engagement: Maddie Bailey (1st Year)
Operations Assistant: Kendall Dillard (1st Year)

PRONUNCIATION GUIDE

Georgia AMOORE	Aye-more
D'ASIA Gregg	Dee-asia
KAYANA Traylor	Kay-on-nuh Tray-lor
Taylor GEIMAN	Guy-man
Ashley OWUSU	Oh-woo-sue
Taylor SOULE	Soul
Carleigh WENZEL	When-zill
Maddie VEJSICKY	Veh-sick-y
CHARLISE Dunn	Shar-lease

ROSTER BY CLASS

Freshmen (3)	Sophomores (0)	Juniors (1)	Seniors (8)
Charlise Dunn		Georgia Amoore	Chloe Brooks**
Maddie Vejsicky			Clara Ford*
Carleigh Wenzel			Taylor Geiman
			D'asia Gregg
			Cayla King
			Elizabeth Kitley
			Ashley Owusu
			Taylor Soule*
			Kayana Traylor

* denotes a redshirt

^ denotes a graduate student

▶ VIRGINIA TECH'S SINGLE GAME PROGRAM RECORDS AT THE ACC TOURNAMENT

TEAM RECORDS - ACC TOURNAMENT GAME		INDIVIDUAL RECORDS - ACC TOURNAMENT GAME	
Most points scored	87 vs. UNC (3/3/2022)	Most points	28 - Taylor Emery vs. Syracuse (3/2/2018)
Most points combined	155 vs. Syracuse (3/2/2018)	Most FG made	11 - Taylor Emery vs. Syracuse (3/2/2018)
Most points (Qtr)	29 (Q4) vs. Syracuse (3/2/2018)	Most FG attempts	20 (2x) last Taylor Emery vs. Syracuse (3/2/2018)
Most points (Half)	53 (first) vs. Clemson (3/3/2022)	Best FG %	75% - Dawn Chriss (9-12) vs. Wake Forest (3/2/2006)
Fewest points scored	37 vs. Boston College (3/2/2016)	Most 3FG made	5 - Aisha Sheppard vs. Syracuse (3/2/2018)
Fewest points (Qtr)	7 (2x) last Q2 vs. NC State (3/5/2021)	Most 3FG attempts	12 - Aisha Sheppard vs. Syracuse (3/2/2018)
Fewest points (Half)	8 (first) vs. Miami (3/7/2013)	Most FT made	9 (2x) last by Kayana Traylor vs. NC State (3/5/2022)
Fewest points combined	84 vs. Miami (3/7/2013)	Most FT attempts	9 (3x) last last by Kayana Traylor vs. NC State (3/5/2022)
Largest margin of victory	22 vs. Clemson (3/3/2022)	Best FT %	100 (7x) last by Kayana Traylor (9-9) vs. NC State (3/5/2022)
Worst defeat	39 vs. FSU (3/6/2015)	Most rebounds	15 - Kerri Gardin vs. Duke (3/3/2006)
Most points in a loss	74 vs. Wake Forest (3/1/2012)	Most assists	8 - Vanessa Panousis vs. NC State (3/4/2021)
Most points allowed	90 vs. UNC (3/2/2017)	Most turnovers	8 - Monet Tellier vs. Georgia Tech (3/3/2021)
Fewest points allowed	45 (2x) last vs. Pitt (3/5/2015)	Most steals	6 - Kirby Copeland vs. Duke (3/3/2016)
Most FG made	32 vs. Wake Forest (3/2/2006)	Most blocks	6 - Regan Magarity vs. Clemson (3/1/2017)
Most FG attempts	67 vs. Wake Forest (3/4/2005)	Most minutes played	45 - Georgia Amoore vs. UNC (3/4/2022)
Best FG%	58.7% vs. Clemson (3/3/2022)		
Most 3FG made	10 vs. Louisville (3/2/2018)		
Most 3FG attempts	25 (2x) last vs. Miami (3/5/2021)		
Most 3's made combined	17 vs. Syracuse (3/2/2018)		
Most 3s att. combined	61 vs. Syracuse (3/2/2018)		
Most FT made	22, vs. UNC (3/3/2022)		
Most FT attempted	27, vs. UNC (3/3/2022)		
Best FT%	100% (10-10) vs. NC State (3/5/2021)		
Most total rebounds	51 vs. Wake Forest (3/4/2005)		
Most assists	18 vs. UNC (3/3/2022)		
Fewest turnovers	8 vs. Wake Forest (3/4/2005)		
Most turnovers	33 vs. Georgia Tech (3/3/2011)		
Most steals	11 vs. Duke (3/3/2006)		
Most blocks	9 vs. Clemson (3/1/2017)		

▶ VIRGINIA TECH'S PROGRAM TRENDS SURROUNDING THE ACC TOURNAMENT

TECH BY SEED			RECORD VS OPPONENT		RECORD BY VENUE	
SEED	APPS	RECORD	SCHOOL	RECORD	ARENA	RECORD
1	NONE	N/A	Boston College	1-3	Greensboro Coliseum	9-17
2	NONE	N/A	Clemson	1-3	HTC Center	0-1
3	1	N/A	Duke	0-1	RECORD BY STATE	
4	NONE	N/A	Florida State	0-1	STATE	RECORD
5	2	2-2	Georgia Tech	0-1	North Carolina	9-17
6	NONE	N/A	Louisville	0-1	South Carolina	0-1
7	4	3-4	Miami	1-1	RECORD BY COACH	
8	NONE	N/A	North Carolina	1-1	HEAD COACH	RECORD
9	1	1-1	NC State	1-2	Beth Dunkenberger (05-11)	2-7
10	4	1-4	Notre Dame	N/A	Dennis Wolff (12-16)	2-5
11	2	0-2	Pitt	1-0	Kenny Brooks (17-present)	5-6
12	4	0-4	Syracuse	1-0		
13	NONE	N/A	Virginia	0-1		
14	NONE	N/A	Wake Forest	2-3		
15	1	2-1				

HISTORICAL MARKS REACHED IN ACC TOURNAMENT PLAY

- The Hokies' 22-point margin against Clemson on March 3, 2022 tied the ACC Tournament's record for the largest margin in the Second Round.
- Kenny Brooks' 650th game as a head coach came on March 4, 2022 against fourth-seed and No. 16 UNC in the Quarterfinal Round of the 2022 ACC Tournament. The Hokies won a 87-80 OT thriller to advance to the Semifinals of the competition for the first time in program history.

ACC POSTSEASON AWARDS HAUL FOR THE HOKIES

- Kitley's selection as Player of the Year signals a third consecutive First Team All-ACC nod for the center, as she becomes the first Hokie to earn the honor three times. She was also included on the All-Defensive Team for the second consecutive season.
- PG Georgia Amoore was named to the ACC's First Team as well, her first postseason All-ACC Team made of her career. She was an Honorable Mention pick in 2022.
- Forward Taylor Soule was honored on the league's Second Team. It was her fourth All-ACC selection of her career.
- Forward D'asia Gregg was the third-highest vote getter in the category of Sixth Player of the Year.
- Head Coach Kenny Brooks was the third-highest vote getter for Coach of the Year.

ELIZABETH KILEY NAMED ACC, NATIONAL PLAYER OF THE WEEK

- After averaging 25 points, 10.5 rebounds and shot 64.7% in victories last week, center Elizabeth Kitley claimed her fourth ACC player of the Week honor this season.
- She was also named ESPN's Player of the Week.
- Kitley ranks fourth in the ACC in scoring, second in field goal percentage, first in rebounds, first in blocks and first in double-doubles. She is the only ACC athlete to have a 20-rebound game.

KITLEY CONTINUES STELLAR PLAY

- Senior center Elizabeth Kitley won the ACC's Player of the Year a season ago after averaging 18.9 points, 9.8 rebounds, 2.4 blocks and shooting 55% from the field.
- In 2022-23 she is averaging 18.8 points, 10.7 boards, 2.2 blocks and she is shooting 56.9% from the floor.
- She leads the conference with 18 double-doubles and is the only ACC WBB athlete to record a 20-rebound game.
- This season her preseason accolades include: AP All-American, Lisa Leslie Award Watch List, ACC Player of the Year, Naismith Trophy Women's Watch List, Wooden Award Watch List and Wade Trophy Watch List.

NOTES FROM THE GEORGIA TECH GAME

- D'asia Gregg did not score for the first time since playing Kentucky in the Bahamas in November in the fourth game of the season.
- VT had zero bench points at Georgia Tech.

UNDEFEATED IN FEBRUARY

- For the second time in his career, Kenny Brooks has guided a team to an undefeated month of February. The first time was in 2015-16 with JMU.
- It was the first time in VT program history that the team did not lose in the month of February.

TECH'S RESUME AMONG THE BEST IN AMERICA

- VT owns six NET Top 25 wins this season. Only the top four teams, South Carolina, Indiana, Stanford and UConn.
- The NCAA Tournament Committee dubbed the Hokies as the overall number 8 seed Thursday night prior to tipoff against the Tar Heels.

KENNY GETS TO 20 WINS

- In each season of his tenure at VT that was not shortened due to COVID-19, Head Coach Kenny Brooks has guided the Hokies to 20 or more victories.
- This season, he did so in 24 games, the fastest that his team's have reached the mark at VT. The previous best was 26 games (in 2019-20 & 2021-22).
- He was added to the 2023 Werner Ladder Naismith Coach of the Year Late Season Watch List on Feb. 15.

HOKIES ONE OF THREE CLUBS TO HAVE FIVE 1,000-POINT SCORERS

- Georgia Amoore became the fifth current Hokie to record 1,000 career points Feb. 12 against FSU. Elizabeth Kitley, Taylor Soule, Kayana Traylor and Ashley Owusu were already members of the 1,000-point club.
- VT became the third team in D1 to have five active athletes who have scored 1,000 career points. The other two clubs are Louisville and Maryland.

GEORGIA & CAYLA'S TRIPLES STARTING TO STACK UP

- According to Her Hoop Stats, guards Georgia Amoore and Cayla King are the third and fourth Hokies since 2009-10 to record seven or more career games with five or more 3's.
- The other Hokies to have accomplished the feat are Aisha Sheppard (22 times in 159 games), Vanessa Panouisis (nine times in 127 games). Cayla King has accomplished it eight times in 113 games while Amoore has played in just 86 career games so far and has made 5+ 3's 10 times.

KITLEY GRABS 1,000th CAREER REBOUND

- With her first rebound at Duke on Jan. 26, Elizabeth Kitley became the second woman in program history to record 1,000 career rebounds (Regan Magarity).
- Only 14 active D1 WBB players have secured 1,000 rebounds in their careers.

TAYLOR SOULE & ELIZABETH KITLEY REPRESENT DYNAMIC DUO

- There are 40 active D1 WBB athletes who have scored 1,800 or more career points.
- Two of those are Hokies Taylor Soule and Elizabeth Kitley.
- Tech's duo constitutes one of three pairs of teammates to accomplish the feat this season alongside Iowa's Caitlin Clark and Monica Czinano and Oklahoma's Taylor Robertson and Madi Williams.
- The only other ACC WBB athletes to register 1,800 points are Syracuse's Dyaisha Fair and Miami's Haley Cavinder.

RECAPPING THE ACC SEASON

- Tech earned nine wins in league play by 10 or more points including seven of the eight to close the season.
- The six road wins in ACC play are a program record, one more than the five won in 2021-22.
- VT started the league season 3-3 after a loss at Miami on Jan. 8. Since then the Hokies have won 11 of 12 with the lone loss coming to regular season champion Notre Dame.

TRENDS FOR THE HOKIES

- VT is 24-4 with one or more student-athletes scoring in double figures.
- VT is 24-3 with two or more student-athletes scoring in double figures.
- VT is 20-1 with three or more student-athletes scoring in double figures.
- VT is 13-0 with four or more student-athletes scoring in double figures.
- VT is 4-0 with five or more student-athletes scoring in double figures.
- VT is 1-0 with six or more student-athletes scoring in double figures.

KITLEY A DOUBLE-DOUBLE MACHINE

- Elizabeth Kitley's 52 total double-doubles (114 GP) rank second in school history behind only Regan Magarity who tallied 55 in 132 games.
- Kitley led the ACC with 15 double-doubles last season.
- She has 18 already this season in 27 games played.

SPECIALTY STATS ON CENTER ELIZABETH KITLEY

- Tech is 31-8 when Kitley scores 20+
- Tech is 3-2 when Kitley scores 30+
- Tech is 48-9 when Kitley records 10+ rebounds
- Tech is 45-7 when Kitley records a double-double
- Tech is 53-23 when Kitley shoots 10+ FGs
- Tech is 31-17 when Kitey shoots 5+ FTs
- She owns the program record for 30-point games with four in her career and has the only 40-point game in program history.

PROFICIENT AT THE LONG BALL

- VT owns a 240-game streak making a 3-point FG. The streak began on December 30, 2015 vs. Furman. It is the longest in program history since 3FG began in 1987.
- Tech's second-best streak was 87 straight contests (January 14, 1989 - January 25, 1992).

DOUBLE DOUBLE-DOUBLES STACKING UP

- VT has six games this season where two athletes have secured a double-double. That is the most since there were six such games in 2018-19.
- In 2016-17, Coach Brooks' first season at VT there were seven such games.

MISCELLANEOUS NOTES SURROUNDING THE PROGRAM

- Nine different ACC WBB athletes have won ACC POY back-to-back (Kitley would be 10)
- WBCA Academic Top 25 in 2022 for the first time ever (3.61 GPA).
- Finished ninth in the NET in 2022 (program record).
- Coach Brooks has coached two of the top 3-point shooters in NCAA WBB history: Aisha Sheppard's 402 3FG are ninth-most all-time and Dawn Evans (JMU) is T16 with 387.
- VT's 26 points in OT vs. NC State is an NCAA record for an OT period (Jan. 28, 2021) as is Aisha Sheppard's 18 points scored in that OT period.

WHEN THE HOKIES HIT THE CENTURY MARK

- VT scored 101 points to open the season, the 13th game in program history that the team scored 100 or more.
- Six of those occasions came in the team's first game of the season.
- Tech has topped 100 points in the following seasons: 1980, 1982, 1983 (twice), 1984, 1986, 1993, 1996, 2004, 2007, 2019, 2021, 2022.
- Tech has now scored 100+ three times in the Kenny Brooks era, including on two opening nights: 2019 and 2022.

ACC

REGULAR SEASON STANDINGS

	TEAM	ACC	PCT	OVERALL
1.	Notre Dame	15-3	.833	24-4
2.	Duke	14-4	.778	24-5
2.	Virginia Tech	14-4	.778	24-4
4.	Louisville	12-6	.667	21-10
4.	FSU	12-6	.667	23-8
6.	Miami	11-7	.611	18-11
6.	North Carolina	11-7	.611	20-9
8.	NC State	9-9	.500	19-10
8.	Syracuse	9-9	.500	18-11
10.	Clemson	7-11	.389	16-14
11.	Boston College	5-13	.278	15-16
11.	Wake Forest	5-13	.278	14-15
13.	Virginia	4-14	.222	15-14
13.	Georgia Tech	4-14	.222	13-16
15.	Pitt	3-15	.167	10-19

PREDICTED ORDER OF FINISH

	TEAM (FIRST-PLACE VOTES)	POINTS
1.	Louisville (31)	1068
2.	Virginia Tech (17)	984
3.	NC State (8)	963
4.	Notre Dame (4)	942
5.	North Carolina	895
6.	Miami	674
7.	Duke	627
8.	Georgia Tech	623
9.	Florida State	553
10.	Syracuse	379
11.	Virginia	303
12.	Clemson	275
13.	Boston College	271
14.	Wake Forest	256
15.	Pitt	187

PRESEASON ALL-ACC TEAM

Ten-member Team

Elizabeth Kitley (49), Virginia Tech
Hailey Van Lith (7), Louisville
Olivia Miles (3), Notre Dame
Deja Kelly, North Carolina
Diamond Johnson, NC State
Jakia Brown-Turner, NC State
Jewel Spear, Wake Forest
Ashley Owusu, Virginia Tech
Morgan Jones (1), Louisville
Taylor Soule, Virginia Tech

PRESEASON ACC PLAYER OF THE YEAR

Elizabeth Kitley, Virginia Tech

NEWCOMER WATCH LIST

Ashley Owusu, Virginia Tech
Saniya Rivers, NC State
Dyaisha Fair, Syracuse
Ta'Niya Latson, Florida State
(tie) Haley Cavinder, Miami
(tie) Ruby Whitehorn, Clemson



SCORING NOTES ON THE HOKIES' PROGRAM

- In the ACC era, VT WBB has scored 90 or more points on 23 occasions, winning each time. Kenny Brooks has been the head coach for 16 of those games.
- Brooks has had at least one such game in each of his seven seasons in Blacksburg, including four each during the 2017-18 and 2018-19 seasons.

TECH ENTERS 22-23 WITH EXPECTATIONS

- Tech was ranked 13th in the preseason AP Poll, the highest preseason position in program history. The 13 mark is the highest that the program has achieved since the 1999 season. That season, Tech achieved its highest ever ranking in the AP Poll, ninth.
- The Hokies placed three athlete's on the ACC's preseason All-Conference Team: Elizabeth Kitley, Ashley Owusu and Taylor Soule. They became the first program since Notre Dame in 2018 to place three or more on the preseason team.
- VT was selected to finish second in the conference, the program's highest predicted finish since joining the ACC in 2004. Last season VT was picked fourth and finished tied for third.
- Kitley was chosen as the preseason Player of the Year after winning the award last season. Nine women have won the award twice and on each occasion they did so in consecutive seasons.

CHASING HISTORY IN THE BIG DANCE

- After making the program's first appearance in the NCAA Tournament since 2006 in 2021, the Hokies also made last year's field. A third consecutive trip would be just the second time in VT history that the program has gone three seasons in a row following a four-year stretch from 2003-06.

CAYLA KING SHOOTS FROM DISTANCE

- Senior G Cayla King is averaging a career best 8.5 points per game this season.
- For her career, 210 of her 233 made field goals have come from beyond the arc (90.8%) where she shoots better than 38%.
- VT is 22-2 when King scores 10+ points. The first loss came by two points to No. 2 NC State (Jan. 24, 2021) and the second was a five-point game at Clemson (Dec. 29, 2022).

FORWARD D'ASIA GREGG CONTINUES TO MAKE IMPACT

- Forward D'asia Gregg has steadily seen her role grow in her time at VT.
- VT is 28-7 when Gregg plays 20+ minutes.
- VT is 25-6 when Gregg grabs 5+ rebounds.
- VT is 15-5 when Gregg scores 6+ points.
- Gregg has scored in double figures four times this season.
- She recorded consecutive double-doubles against UNC and UVA, starting against the Cavaliers for the first time in her career.

JUNIOR TAYLOR GEIMAN BACK ON THE FLOOR FOR BROOKS AND CO.

- Hanover, Pennsylvania native Taylor Geiman has played in just 32 career games in three seasons, suffering season-ending knee injuries in both of her first two seasons in Blacksburg.
- Back healthy, the G/F is poised to make an impact once again on the court for the Hokies.
- Praised as a 'Swiss Army' knife by Coach Brooks, Geiman can play nearly any position on the floor.
- She played in 13 contests averaging 7.9 minutes. In 2021-22, Geiman connected on a 3-point FG in the win over No. 15 Duke and came off the bench to make a 3FG against NC State in the ACC Tournament.

KITLEY'S STAT LINE IN 2021-22 IMPRESSIVE

- Only four WBB athletes registered a stat line of 18.1 ppg., 9.8 rebounds, .551 FG% while registering 77 or more blocks last season. VT center Elizabeth Kitley was one of them.
- The other three were Yale's Camila Emsbo, South Carolina's Aliyah Boston and Jackson State's Amesha Williams-Holiday.
- Kitley recorded 237 FGs last season, a program record. That figure ranks 10th amongst athletes returning for the 2022-23 season.

VT LOOKING TO CAPITALIZE FROM THE CHARITY STRIPE

- Tech's roster features three of the top seven athletes in terms of FT attempts in the ACC last season.
- Taylor Soule led the conference with 180 attempts (.683), Elizabeth Kitley was third with 145 (.724) and Kayana Traylor was seventh (.816).

THE GREENSBORO GIRLS

- Cayla King and Elizabeth Kitley are great friends, growing up in the Greensboro, North Carolina area and competing together in high school winning two state titles with Northwest Guildford.
- At VT, the duo has competed in 111 games together, with the Hokies going 79-32 (.706) in those contests.
- King has scored more than Kitley 10 times with the Hokies going 7-3 in those contests. The first loss came vs. No. 11 Tennessee 64-58 on Dec. 5, 2021 and the second was a 64-59 decision at Clemson on Dec. 29, 2022 and the third was a 66-55 game at Duke on Jan. 26, 2023.
- In the three games in which the two have scored the same amount, VT is 1-2.
- In the 98 games that Kitley has outscored King VT is 71-27.
- The most points that the duo has scored is 51 (Nov. 7, 2022 101-45 win over Mount St. Mary's)
- The fewest points that the duo has scored is 2 (Feb. 6, 2020 71-59 loss to No. 7 NC State)
- When they combine to score 0-9 VT is 4-5
- When they combine to score 10-19 VT is 17-12
- When they combine to score 20-29 VT is 33-13
- When they combine to score 30-39 VT is 21-0
- When they combine to score 40-49 VT is 3-2
- When they combine to score 50+ VT is 1-0

AMOORE'S HISTORIC NIGHT AT CASSELL

- Against Nebraska on December 1, PG Georgia Amoore recorded the first triple-double in program history.
- The junior guard produced 24 points, 10 rebounds and 11 assists, with each figure representing a career-high as the Hokies earned a 31-point victory in the ACC/Big Ten Challenge.

MORE ON TECH IN THE NON-CONFERENCE

- Since his arrival in 2016, Coach Brooks has owned the non-conference portion of the schedule, accumulating an 86-17 record.
- He has reached the ACC season unbeaten in the non-conference five times at VT.
- VT is 13-6 against schools from the other Power Five conferences during his tenure, including an impressive 8-2 mark vs. the Big Ten, 4-2 vs. the SEC and a 1-2 record vs. the Big 12. He is yet to face a squad from the Pac 12.
- This season the Hokies went 4-0 against P5 squads outside of the ACC, with an 82-74 win over Kentucky, a 73-57 win over Missouri, an 85-54 victory against Nebraska in the ACC/Big Ten Challenge and a 59-56 win at Tennessee.

BROOKS LEADS A VETERAN GROUP

- The Hokies' roster features nine athletes who have played collegiate basketball for four or more seasons. That is the most in the ACC. Duke ranks second with eight while Miami has seven.
- Tech's roster boasted 757 games played (465 starts), 17,667 minutes played and 6,993 points scored heading into opening tip on November 7.

BROOKS CEMENTS HIS PLACE IN HISTORY

- Brooks' 6-0 mark in the ACC/Big Ten Challenge is tied for the second-longest streak to begin a tenure. Muffet McGraw (6) and Brenda Frese (7) are the only coaches with a longer streak.
- With The Challenge ending, VT concluded The Challenge on a seven-game streak overall in the competition, which is the second-longest of any ACC squad. FSU closed the Challenge on a 10-game winning streak.

KITLEY'S HISTORIC PERFORMANCE IN THE NCAA TOURNAMENT

- Kitley's 42 points vs FGCU are the fourth-most ever in an opening weekend game and the second-most in a first round game (43 from Barbara Kennedy of Clemson in 1982).
- Kitley's 16 made FG are the third-most in an opening weekend game.

VIRGINIA TECH TRENDS UNDER KENNY BROOKS

- From 2004-2016 prior to Brooks' arrival, the VT program was 48-148 (.245) in ACC play and 24-66 (.267) at home.
- Since his arrival in 2016-17 the Hokies are 62-56 (.525) in the league and 36-24 (.600) at Cassell Coliseum.
- The senior class of Elizabeth Kitley, Cayla King and Taylor Geiman have been instrumental in the turnaround. That group is 46-24 (.657) in ACC play and 27-9 (.750) at home.
- The last two seasons, Tech has gone 27-9 in the league and 16-2 at home in ACC play.

VT ALL-TIME SCORING LEADERS	POINTS	YEARS
Elizabeth Kitley	1,917	2019-
Aisha Sheppard	1,883	17-22
Renee Dennis	1,791	83-87
Tere Williams	1,750	97-01
Regan Magarity	1,651	14-19
Ieva Kublina	1,647	00-04
Jenny Root	1,582	91-95
Christi Osborne	1,500	91-95
Amy Wetzel	1,444	96-01
Vanessa Panousis	1,379	13-17
VT ALL-TIME REBOUND LEADERS	REB	YEARS
Regan Magarity	1,290	14-19
Elizabeth Kitley	1,090	2019-
Tere Williams	855	97-01
Ieva Kublina	845	00-04
Jenny Root	815	91-95
VT ALL-TIME BLOCK LEADERS	BLOCKS	YEARS
Ieva Kublina	256	00-04
Elizabeth Kitley	249	2019-
Susan Walvius	204	82-86
VT COACHES MOST WINS	WINS	LOSSES
Carol Alfano	278	262
Bonnie Hendrickson	158	62
Kenny Brooks	148	73
Beth Dunkenberger	110	104
Dennis Wolff	61	93
Carolyn Owen	8	16
John Wetzel	7	9
BROOKS' HOKIES	2022-23	AT VT
When scoring 49 or less	0-0	0-6
When scoring 50-59	1-3	6-25
When scoring 60-69	6-1	32-26
When scoring 70-79	9-0	55-13
When scoring 80-89	7-0	40-3
When scoring 90-99	0-0	12-0
When scoring 100+	1-0	3-0
BROOKS BY SITUATION	2022-23	AT VT
vs. ranked opp	5-2	13-33
Day games	10-2	68-42
Night games (tip 5 p.m.)	14-2	80-31
In November	6-0	40-4
In December	5-2	35-8
In January	6-2	25-28
In February	7-0	32-19
In March	0-0	17-12
On Monday	3-0	8-0
On Tuesday	0-0	11-2
On Wednesday	3-0	14-3
On Thursday	7-2	44-26
On Friday	1-0	14-5
On Saturday	0-0	9-5
On Sunday	8-2	46-30
White uniforms	10-0	73-18
Maroon script uniforms	3-0	3-0
Maroon uniforms	4-2	27-25
Orange uniforms	0-0	16-6
Black uniforms	3-1	16-18
Retro White uniforms	2-1	5-4
Gray uniforms	2-0	7-0

THE HOKIES IN THE NATIONAL POLLS

AP Top 25

RK	TEAM	REC	PTS	TREND
1	South Carolina (28)	29-0	700	-
2	Indiana	26-2	650	-
3	Utah	25-3	599	↑5
4	LSU	27-1	590	↑1
5	Maryland	24-5	588	↑2
6	Stanford	27-4	587	↓3
7	Iowa	23-6	560	↓1
8	Virginia Tech	24-4	497	↑1
9	UConn	25-5	484	↓5
10	Notre Dame	24-4	481	-
11	Villanova	25-5	378	↑4
12	Texas	22-7	355	↑7
13	Duke	24-5	347	↓2
14	Ohio State	23-6	331	↑2
15	Gonzaga	27-3	282	↑3
16	Oklahoma	22-5	273	↓3
17	Michigan	21-8	202	↓5
18	North Carolina	20-9	183	↑4
19	UCLA	22-8	181	↓2
20	Colorado	22-7	174	↑1
21	Arizona	21-8	144	↓7
22	UNLV	27-2	122	↑2
23	Iowa State	18-8	115	↓3
24	Middle Tennessee	23-4	58	↑1
25	South Florida	25-5	42	↑1

Coaches Poll

RK	TEAM	REC	PTS	TREND
1	South Carolina (32)	29-0	800	-
2	Indiana	26-2	738	-
3	LSU	27-1	731	↑1
4	Utah	26-3	690	↑3
5	Stanford	27-4	671	↓2
6	Maryland	24-5	634	↑2
7	Iowa	23-6	615	↓1
8	Virginia Tech	24-4	573	↑1
9	UConn	26-5	562	↓4
10	Notre Dame	24-4	533	-
11	Villanova	26-5	441	↑4
12	Duke	24-5	405	-
13	Oklahoma	22-5	403	↓2
14	Ohio State	23-6	391	↓1
15	Gonzaga	27-3	338	↑3
16	UCLA	22-8	269	-
17	Texas	22-8	225	↑3
18	Michigan	21-8	213	↓1
19	North Carolina	20-9	212	↑2
20	Arizona	21-8	207	↓6
21	Colorado	23-7	163	↑1
22	South Florida	25-5	151	↑1
23	Iowa State	18-8	142	↓4
24	Florida Gulf Coast	28-3	93	-
25	UNLV	27-2	88	-

TRACKING TECH IN THE POLLS

Date	AP	Coaches
Preseason	13	13
Nov. 14/15	14	14
Nov. 21 /22	11	9
Nov. 28/29	9	9
Dec. 5/6	7	7
Dec. 12/13	6	6
Dec. 19/20	8	8
Dec. 26/27	7	7
Jan. 2/3	9	10
Jan. 9/10	13	13
Jan. 16/17	12	10
Jan. 23/24	12	10
Jan. 30/31	13	11
Feb. 6/7	11	9
Feb. 13/14	11	9
Feb. 20/21	9	9
Feb. 27/28	8	8
March 6/7	-	-

TECH'S HISTORY IN THE AP POLL

- Dating back to last season, the Hokies have been ranked in 21 consecutive polls. That stretch is a program record for consecutive polls ranked, eclipsing the 19-week streak from Dec. 7, 1998 - Dec. 6, 1999.
- Tech has remained in the top 15 of every AP Polls this season.
- The Hokies' No. 6 ranking earned on Dec. 6 is the highest in program history.
- Prior to this season, the highest that the Hokies had been ranked was ninth on Feb. 22, 1999.

A WELL-BALANCED TEAM

- VT has had five different athletes lead the team in scoring already this season: Amoore, King, Kitley, Soule and Traylor.
- VT has had six different athletes score 20+ this season: Amoore, King, Kitley, Owusu, Soule and Traylor.
- VT has had four different athletes score 20+ this season: Amoore, King, Kitley and Traylor.

NO PLACE LIKE HOME

- VT has made a habit of winning games at Cassell Coliseum and own a few impressive streaks.
- Tech has played 29 home games since its last home loss to unranked team: Feb. 28, 2021 vs. UNC.
- Tech has played 139 home games since its last home loss to unranked non-conference opponent: Dec. 4, 2014 vs. Northwestern.
- Tech has played 179 home games since its last home loss to non-P5 opponent: Dec. 16, 2012 vs FGCU

VIRGINIA TECH ATHLETES IN THE NATIONAL RANKINGS

PG GEORGIA AMOORE

- One of 22 athletes in WBB to record a triple-double this season. Olivia Miles (Notre Dame) is the only other ACC athlete to achieve the feat.
- She ranks 20th in total assists (151) and 19th in assists per game (5.4) in the country.
- She has scored in double figures in 22 of Tech's 28 contests.
- Owns 13 games of 20+ points and four or more 3FG in ACC play. Since 2009-10, Aisha Sheppard has the program record in the span with 14 such games.

SG CAYLA KING

- She is one of nine players to score nine or more 3's in a game this season. She hit nine in the season opener vs. Mount St. Mary's which is a program record.

C ELIZABETH KITLEY

- One of three athletes in WBB to average 18 points per game and 10.5 rebounds (Angel Reese and Aneesah Morrow).
- She is sixth in the nation with 18 double-doubles.
- Kitley ranks 17th in total rebounds (290) and 11th in defensive rebounds per game (8.0).
- Her 2.3 blocks per game is 13th as well.



KENNY BROOKS

IN SEVENTH SEASON AT VIRGINIA TECH

CAREER RECORDS

Overall Record	485-195
Conference Games	255-113
Non-Conference Games	231-82
Conference Tournament	31-15
ACC Tournament	5-6
NCAA Tournament	2-8
WNIT	20-7
Overtime Games	19-12

KENNY VS. THE ACC SCHOOLS

School	Record	Streak
Boston College	6-0	W6
Clemson	6-4	L1
Duke	5-4	W1
Florida State	2-5	W2
Georgia Tech	4-3	W2
Louisville	1-7	W1
Miami	5-6	L1
NC State	3-10	W2
North Carolina	10-3	W4
Notre Dame	1-7	L4
Pitt	7-1	W7
Syracuse	5-3	W3
Virginia	6-6	W4
Wake Forest	6-3	W1
Total	67-62	W8

KENNY AT CASSELL

Year	Record	ACC
2016-17	14-6	2-6
2017-18	15-9	4-4
2018-19	13-5	3-5
2019-20	13-2	7-2
2020-21	9-5	4-5
2021-22	12-2	8-1
2022-23	14-1	8-1
Total	90-25	36-24
Overall Record	90-25 (.782)	
Conference Games	36-24 (.600)	
Non-Conference Games	54-1 (.981)	

▶ COACH BROOKS' CAREER BREAKDOWN

Season	School	Overall	Conference	Finish	Postseason	Final AP	RPI/NET
2002-03	JMU	16-10 .615	11-7 .611	4th	-	-	134
2003-04	JMU	13-18 .419	7-11 .389	7th	-	-	170
2004-05	JMU	18-11 .620	10-8 .556	4th	-	-	105
2005-06	JMU	24-7 .774	14-4 .778	2nd	WNIT First Round	-	55
2006-07	JMU	27-6 .818	16-2 .889	2nd	NCAA First Round	-	26
2007-08	JMU	24-10 .705	14-4 .778	2nd	WNIT Round of 16	-	45
2008-09	JMU	24-10 .705	14-4 .778	3rd	WNIT Second Round	-	57
2009-10	JMU	26-7 .787	13-5 .722	2nd	NCAA First Round	-	44
2010-11	JMU	26-8 .764	16-2 .889	1st	NCAA First Round	-	37
2011-12	JMU	29-8 .783	14-4 .778	2nd	WNIT Finals	-	29
2012-13	JMU	25-11 .694	15-3 .824	2nd	WNIT Quarterfinals	-	63
2013-14	JMU	29-6 .828	15-1 .938	1st	NCAA Second Round	-	38
2014-15	JMU	29-4 .878	17-1 .944	1st	NCAA First Round	-	31
2015-16	JMU	27-6 .818	17-1 .944	1st	NCAA First Round	-	34
Totals	14 Seasons	337-122 .734	193-57 .772				
2016-17	Virginia Tech	20-14 .588	4-12 .250	T11th	WNIT Round of 16	-	77
2017-18	Virginia Tech	23-14 .621	6-10 .375	T9th	WNIT Finals	-	47
2018-19	Virginia Tech	22-12 .647	6-10 .375	T10th	WNIT Round of 16	-	66
2019-20	Virginia Tech	21-9 .700	11-7 .611	T4th	*No postseason played	-	38
2020-21	Virginia Tech	15-10 .600	8-8 .500	7th	NCAA Second Round	-	33
2021-22	Virginia Tech	23-10 .696	13-5 .722	T3rd	NCAA First Round	16	9
2022-23	Virginia Tech	24-4 .857	14-4 .777	T2nd	-	-	-
Totals	7 Seasons	148-73 .662	62-56 .525				
Overall	21 Seasons	485-194 .714	255-112 .694				

▶ THE BROOKS FILE

Born	12/20/1968
Hometown	Waynesboro, Virginia
Wife	Chrissy
Children	Kendyl, Chloe, Gabby, Nicholas
Education	JMU, 1992
Joined Tech Staff	3/28/2016
Years as College Head Coach	25
Years as College Coach	20

Coaching Career

1994-98	Assistant Coach, VMI (men's)
1998-02	Assistant Coach, JMU
2002-03	Interim Head Coach, JMU
2003-16	Head Coach, JMU
2016-pr.	Head Coach, Virginia Tech

▶ ACCOMPLISHMENTS

Eight NCAA Tournaments

2007, 2010, 2011, 2014, 2015, 2016, 2021, 2022

Five CAA Tournament Championships

2010, 2011, 2014, 2015, 2016

Four CAA Regular Season Titles

2011, 2014, 2015, 2016

Four-time CAA Coach of the Year

2007, 2014, 2015, 2016

Seven Conference Players of the Year

CAA: Meredith Alexis (07), Tamera Young (08), Dawn Evans (11), Kirby Burkholder (14), Precious Hall (15), Jazmon Gwathmey (16)
ACC: Elizabeth Kitley (22 & 23)

Brooks notched his 150th win at Virginia Tech on January 13, 2022 with a 65-54 victory at No. 16 Duke. The win completed the season sweep over the Blue Devils, the first time in program history that the Hokies had accomplished the feat.



BIOGRAPHY IN BULLETS

- Kenny Brooks was named the seventh head women's basketball coach in Virginia Tech women's basketball history on March 28, 2016 and concluded his sixth season at the helm of the Hokies' program in 2022.
- Since Brooks' arrival in Blacksburg, the Hokies have enjoyed six consecutive winning seasons, and made a return to the NCAA Tournament in 2021 after a 15-year absence.
- In 2021-22 Tech set several program records including placing an athlete on an AP All-American Team for the first time ever (Elizabeth Kitley), having the ACC's Player of the Year (Kitley), going 13-5 in conference and defeating five different ranked teams.
- Tech's 2020-21 season was a special one in several regards, with the Hokies winning their First Round NCAA Tournament game against Marquette, the team securing the program's first win over an AP top four team, a program record six-game winning streak in ACC play, and for the first time, two student-athletes were honored as First Team All-ACC performers.
- The Hokies set numerous program records in 2019-20, most notably winning 11 ACC games for the first time and earning the five seed at the conference's tournament. Center Elizabeth Kitley became the first Hokie to win ACC Freshman of the Year.
- To begin his tenure, Brooks and the Hokies reeled off 15 straight wins to open the 2016-17 season, Tech's strongest start to a season in 18 years. Behind that strong start, Tech climbed to as high as No. 15 in the AP Poll.
- Brooks has ushered in a new era of uptempo basketball at Virginia Tech, as his Hokies have reset the program scoring record twice and surpassed the mark for 3-pointers made.
- During his time in Blacksburg, Brooks has recruited and developed All-ACC performer Taylor Emery, who set the single season scoring record in 2017-18 at 667 points. She also scored the most field goals in a single campaign with 236. She became the fastest player to 1,000 points (55 games) and was the first Hokie to earn first team All-ACC honors when she did so in 2019.
- Five Hokies have reached 1,000 points since Brooks joined Tech including All-ACC performers Emery, Regan Magarity, Aisha Sheppard and Elizabeth Kitley. Magarity graduated in 2019 with her name imprinted all throughout the record book, with over 1,600 points and an ACC record 1,299 rebounds. Sheppard is VT's all-time leading scorer, owns the ACC WBB record for 3FG and was the highest WNBA Draft selection from VT in 2022.
- Brooks joined the Hokies after an impressive 14-seasons at his alma mater, James Madison. He compiled a record of 337-122 (.756) making him the winningest coach in JMU program history. He guided the Dukes to 11 consecutive postseason appearances that included six NCAA bids and five trips to the WNIT.
- Over an 11-year stretch (2005-16), Brooks' squads never won fewer than 24 games, averaging 26.3 wins per year. The Dukes won three consecutive CAA championships under Brooks' tutelage (2014-16) and captured a total of five conference titles.
- During those final three seasons in Harrisonburg, Brooks and the Dukes compiled an impressive 60-3 record in conference play.
- He was named CAA Coach of the Year for a fourth time in 2015-16, while his student-athletes also garnered CAA Player and Rookie of the Year honors.

- Under Brooks, JMU tallied six CAA Players of the Year, three Rookies of the Year and two Defensive Players of the Year. The Dukes also recorded 31 All-CAA selection, 11 Defensive Team and 10 All-Rookie Team selections during his tenure.
- The Waynesboro, Virginia native has coached five WNBA Draft picks; Tamera Young, Lauren Okafor and Jazmon Gwathmey from JMU and Regan Magarity and Aisha Sheppard from Virginia Tech.
- BA 1992 graduate of JMU, Brooks played for three seasons under legendary coach Lefty Driessel and made two NIT appearances while earning a degree in business management. He began his coaching career as a part-time assistant for the 1993-94 JMU men's squad that won the CAA Tournament and advanced to the NCAA Tournament.
- After four seasons as an assistant for the men's program at VMI (1994-98), he moved back to his alma mater as a men's assistant from 1998-2002. He was named interim women's head coach on Dec. 6, 2002 before taking over those duties on a full-time basis on March 21, 2003.

STATISTICALLY THE BEST

- Brooks has coached his team to leading the nation in a statistical category at both schools: JMU led D1 in rebound margin (+12.9) in 2008 and VT led D1 in free throw percentage in 2019 at 80%.

KENNY'S FORTRESS IS CASSELL COLISEUM

- In his seven seasons in Blacksburg, Coach Brooks has enjoyed a 90-25 (.782) record in home games played on Carilion Clinic Court at Cassell Coliseum.
- He owns 26 victories by 30+ points against non-conference foes at home and is 54-1 against them in all competitions.

COMMONWEALTH COMPETITION

- Brooks is 17-8 against the eight in-state foes that he has faced while at VT.
- This season the Hokies will face Longwood and Virginia.
- He is 4-0 vs. Radford, 3-0 vs. George Mason, 3-1 vs. Liberty, 2-0 vs. Richmond, 2-0 vs. Longwood, 1-0 vs. VCU, 5-6 vs. Virginia and 0-1 against JMU.
- Including games played at Cassell, Brooks is 93-29 (.762) in the state of Virginia as the head coach of the Hokies.

MR. MARCH

- Brooks' career record in the month of March is 72-35 (.672).
- In his 20 completed seasons of being a head coach his teams have won five or more games in March seven times, most recently in 2017-18 when the Hokies were runners up in the WNIT.

IF AN EXTRA PERIOD IS NEEDED

- Brooks' career record after regulation is 20-13. He has posted a 4-4 record at VT in overtime.

BREAKING DOWN BROOKS IN ACC PLAY (62-56)

- Brooks is 36-24 in ACC contests at Cassell Coliseum.
- Brooks is 26-32 on the road in ACC play.

2022-23 SINGLE GAME HIGHS & LOWS

VIRGINIA TECH TEAM HIGHS

Points	101	vs. Mount St. Mary's (11/7/22)
FG made	32	vs. Mount St. Mary's (11/7/22)
FG attempted	67	vs. USC Upstate (11/14/22)
FG%	.561	vs. Mount St. Mary's (11/7/22)
3FG made	14	vs. Mount St. Mary's (11/7/22)
3FG attempted	32	at Tennessee (12/4/22)
3FG%	.500	2x, last at Boston College (12/7/22)
Free Throws made	23	vs. Mount St. Mary's (11/7/22)
Free Throws attempted	27	vs. Mount St. Mary's (11/7/22)
Free Throw%	.852	vs. Mount St. Mary's (11/7/22)
Rebounds	45	2x last vs. USC Upstate (11/14/22)
Offensive Rebounds	16	vs. Bucknell (11/11/22)
Defensive Rebounds	32	vs. Mount St. Mary's (11/7/22)
Assists	23	vs. Syracuse (2/2/23)
Steals	8	vs. Mount St. Mary's (11/7/22)
Blocks	7	vs. Mount St. Mary's (11/7/22)
Turnovers	19	vs. Mount St. Mary's (11/7/22)
Fouls	19	vs. Kentucky (11/21/22)

OPPONENT TEAM HIGHS

Points	79	vs. Louisville (1/12/23)
FG made	31	vs. Louisville (1/12/23)
FG attempted	68	vs. Kentucky (11/21/22)
FG%	.508	vs. Louisville (1/12/23)
3FG made	8	vs. Mount St. Mary's (11/7/22)
3FG attempted	33	vs. Mount St. Mary's (11/7/22)
3FG%	.242	vs. Mount St. Mary's (11/7/22)
Free Throws made	14	2x at Tennessee (12/4/22)
Free Throws attempted	20	2x at Tennessee (12/4/22)
Free Throw%	.875	vs. Mount St. Mary's (11/7/22)
Rebounds	40	at Clemson (12/29/22)
Offensive Rebounds	18	2x, last at Clemson (12/29/22)
Defensive Rebounds	34	vs. Notre Dame (12/18/22)
Assists	14	vs. Kentucky (11/21/22)
Steals	11	vs. Kentucky (11/21/22)
Blocks	9	vs. Notre Dame (12/18/22)
Turnovers	26	vs. USC Upstate (11/14/22)
Fouls	29	2x, last vs. Kentucky (11/21/22)

VIRGINIA TECH TEAM LOWS

Points	52	vs. Notre Dame (12/18/22)
FG made	19	at Clemson (12/29/22)
FG attempted	51	at Clemson (12/29/22)
FG%	.294	vs. Notre Dame (12/18/22)
3FG made	4	vs. Kentucky (11/21/22)
3FG attempted	14	vs. Kentucky (11/21/22)
3FG%	.231	vs. Notre Dame (12/18/22)
Free Throws made	6	vs. Notre Dame (12/18/22)
Free Throws attempted	10	vs. Notre Dame (12/18/22)
Free Throw%	.556	vs. USC Upstate (11/14/22)
Rebounds	28	at Miami (1/8/23)
Offensive Rebounds	5	at Miami (1/8/23)
Defensive Rebounds	21	vs. Bucknell (11/14/22)
Assists	11	vs. Notre Dame (12/18/22)
Steals	3	vs. Notre Dame (12/18/22)
Blocks	2	vs. Bucknell (11/11/22)
Turnovers	7	vs. Bucknell (11/11/22)
Fouls	14	vs. USC Upstate (11/14/22)

OPPONENT TEAM LOWS

Points	24	vs. USC Upstate (11/7/22)
FG made	9	vs. USC Upstate (11/7/22)
FG attempted	43	2x last vs. USC Upstate (11/7/22)
FG%	.209	vs. USC Upstate (11/7/22)
3FG made	1	2x, last vs. Notre Dame (12/18/22)
3FG attempted	8	vs. Notre Dame (12/18/22)
3FG%	.077	vs. USC Upstate (11/7/22)
Free Throws made	3	vs. Bucknell (11/11/22)
Free Throws attempted	6	vs. Bucknell (11/11/22)
Free Throw%	.500	vs. Bucknell (11/11/22)
Rebounds	23	vs. Mount St. Mary's (11/7/22)
Offensive Rebounds	4	vs. Bucknell (11/11/22)
Defensive Rebounds	13	vs. Mount St. Mary's (11/7/22)
Assists	3	2x last vs. USC Upstate (11/7/22)
Steals	0	vs. Bucknell (11/11/22)
Blocks	1	vs. Bucknell (11/11/22)
Turnovers	18	vs. Kentucky (11/21/22)
Fouls	19	vs. Bucknell (11/11/22)

VIRGINIA TECH INDIVIDUAL HIGHS

Points	33	Cayla King vs. Mount St. Mary's (11/7/22)
FG made	11	4x last by Georgia Amoore at NC State (2/6/23)
FG attempted	21	Georgia Amoore at NC State (2/6/23)
FG% (min. 5 made)	.750	Elizabeth Kitley (6-8) vs. USC Upstate (11/14/22)
3FG made	9	Cayla King vs. Mount St. Mary's (11/7/22)
3FG attempted	16	Cayla King vs. Mount St. Mary's (11/7/22)
3FG% (min. 3 made)	.562	Cayla King (9-16) vs. Mount St. Mary's (11/7/22)
Free Throws made	9	Elizabeth Kitley vs. Kentucky (11/21/22)
Free Throws attempted	10	Elizabeth Kitley vs. Kentucky (11/21/22)
Rebounds	20	Elizabeth Kitley vs. Notre Dame (12/18/22)
Offensive Rebounds	8	Taylor Soule at Pitt (1/19/23)
Defensive Rebounds	17	Elizabeth Kitley vs. Notre Dame (12/18/22)
Assists	11	Georgia Amoore vs. Nebraska (12/1/22)
Steals	4	Taylor Soule vs. Mount St. Mary's (11/7/22)
Blocks	6	Elizabeth Kitley vs. Mount St. Mary's (11/7/22)
Turnovers	7	Georgia Amoore vs. UNC (1/1/23)

OPPONENT INDIVIDUAL HIGHS

Points	29	Hailey Van Lith vs. Louisville (1/12/23)
FG made	10	Hailey Van Lith vs. Louisville (1/12/23)
FG attempted	26	Hailey Van Lith vs. Louisville (1/12/23)
FG% (min. 5 made)	.667	Jasmyne Roberts (8-12) at Miami (1/8/23)
3FG made	5	2x, last by Jewel Spear (1/22/23)
3FG attempted	12	Jewel Spear (1/22/23)
3FG% (min. 3 made)	.714	Jasmyne Roberts (5-7) at Miami (1/8/23)
Free Throws made	7	Hailey Van Lith vs. Louisville (1/12/23)
Free Throws attempted	9	Morgan Jones vs. Louisville (1/12/23)
Rebounds	13	Olivia Miles vs. Notre Dame (12/18/22)
Offensive Rebounds	5	Isabella Geraci vs. USC Upstate (11/14/22)
Defensive Rebounds	13	Olivia Miles vs. Notre Dame (12/18/22)
Assists	7	Olivia Miles vs. Notre Dame (12/18/22)
Steals	6	Dontavia Waggoner at Boston College (12/7/22)
Blocks	3	4x last by Kylee Watson & Sonia Citron vs. Notre Dame (12/18/22)
Turnovers	6	2x last Nyla Walker vs. USC Upstate (11/14/22)

THE LAST TIME IN VIRGINIA TECH WOMEN'S BASKETBALL HISTORY

VIRGINIA TECH PLAYERS

Scored 20 points	Elizabeth Kitley 21 & Kayana Traylor 20 at UNC (2/23/23)
Scored 25 points	29, Elizabeth Kitley at Georgia Tech (2/26/23)
Scored 30 points	33, Cayla King vs. Mount St. Mary's (11/7/22)
Scored 35 points	35, Taylor Emery vs. Clemson (3/7/19)
Scored 40 points	42, Elizabeth Kitley vs. FGCU (3/18/22)
Two players scored 20 points	Elizabeth Kitley 21 & Kayana Traylor 20 at UNC (2/23/23)
Three players scored 20 points	Elizabeth Kitley (25), Taylor Soule (24) & Kayana Traylor (22) at Clemson (12/29/22)
Two players scored 25 points	Dara Mabrey (26) & Regan Magarity (30) at Boston College (2/3/19)
Five in double figures	vs. USC Upstate (11/14/22), Kayana Traylor (17), Elizabeth Kitley (13), Georgia Amoore (11) Taylor Soule (10), Ashley Owusu (10)
Six in double figures	vs. UNC Asheville (12/11/22), Taylor Soule (21), Elizabeth Kitley (18), Cayla King (12), D'asia Gregg (10), Georgia Amoore (10), Kayana Traylor (10)
Seven or more in double figures	vs. Wagner (11/10/17), Taylor Emery (20), Aisha Sheppard (10), Kendyl Brooks (12), Regan Magarity 912, Michelle Berry (11), Rachel Camp (10), Alexis Jean (16)
100% on FG (min. of 7 attempts)	(7-for-7) Elizabeth Kitley vs. George Washington (12/1/20)
100% on 3FG (min. of 4 attempts)	vs. Furman (12/30/15), 4-4 Hannah Young
Made 5 3FG in a game	Georgia Amoore at NC State (2/6/23)
Made 6 3FG in a game	Georgia Amoore vs. Florida State (2/12/23)
Made 7 3FG in a game	vs. Tennessee (12/5/21), Aisha Sheppard
Made 8 or more 3FG in a game	vs. Mount St. Mary's (11/7/22), Cayla King (9)
Attempted 10 or more 3FG in a game	10 Georgia Amoore at UNC (2/23/23)
100% on FT (min. 10 attempts)	at North Carolina (2/9/20), Dara Mabrey (12-12)
Player had 15 rebounds	vs. Boston College (2/6/22), Elizabeth Kitley (15)
Player had 20 rebounds	vs. Notre Dame (12/18/22), Elizabeth Kitley (20)
Two players with 10+ rebounds	vs. Syracuse (2/2/23), Elizabeth Kitley (11) & D'asia Gregg (12)
Three players with 10+ rebounds	vs. Georgia Southern (11/10/18), Trinity Baptiste (12), Regan Magarity (11), Taylor Emery (10)
Four players with 10+ rebounds	vs. Mercer (2/22/86), Stephanie Green (10), Joyce Waddy (11), Michelle Bain (10), Susan Walvius (10)
Player had 10 assists	vs. NC State (2/19/23), Georgia Amoore (11)
Player had 15 assists	NEVER
Player blocked 5 shots	vs. North Carolina (2/13/22), Elizabeth Kitley
Player blocked 6 or more shots	vs. NC State (2/19/23), Elizabeth Kitley (7)
Player had 5 steals	at Notre Dame (2/20/20), Taja Cole
Player had 6 steals	vs. High Point (12/16/17), Chanette Hicks
Player had 7 steals	vs. Louisville (2/9/17), Chanette Hicks
Player had 8 or more steals	vs. Radford (12/21/16), Chanette Hicks (8)
Double-double with points & rebounds	29 & 11, Elizabeth Kitley at Georgia Tech (2/26/23)
Double-double with points & assists	vs. NC State (2/19/23), Georgia Amoore 15-11
Two players had double-doubles	vs. NC State (2/19/23), Elizabeth Kitley 24-11 & Georgia Amoore 15-11
Three players had double-doubles	vs. Wichita State (12/21/19), Trinity Baptiste 14-10, Taja Cole 15-10 assists, Lydia Rivers 11-12
Recorded a triple-double	vs. Nebraska (12/1/22), Georgia Amoore 24-10-11

VIRGINIA TECH TEAM

Defeated an AP Top 5 team	83-71 (OT) vs. No. 2 NC State (1/28/21)
Defeated an AP Top 10 team	61-45 vs. No. 9 Duke (2/16/23)
Defeated an AP Top 25 team	61-59 at No. 22 UNC (2/23/23)
Defeated a ranked team at home	61-45 vs. No. 9 Duke (2/16/23)
Defeated a ranked team on road	61-59 at No. 22 UNC (2/23/23)
Defeated a ranked team at neutral site	87-80 (OT) vs. No. 16 North Carolina (3/4/22)
Unranked Hokies beat ranked opp	66-61 vs. No. 23 North Carolina (2/13/22)
Scored 100 or more points	101-45 vs. Mount St. Mary's (11/7/22)
Scored fewer than 50 points	46-71 at No. 19 North Carolina (1/9/22)
Won an overtime game	87-80 (OT) vs. No. 16 North Carolina (3/4/22)
Lost an overtime game	67-72 (OT) at Duke (1/12/20)

OPPOSING TEAM

Scored 100 or more points	62-107 at No. 13 Florida State (1/14/18)
Scored 49 points or fewer	45-61 vs. No. 9 Duke (2/16/23)
Unranked opp beat ranked Hokies	66-77 No. 9 VT lost at Miami (1/8/23)
Unranked Hokies beat ranked opp	66-61 vs. No. 23 North Carolina (2/13/22)

VIRGINIA TECH WOMEN'S BASKETBALL INDIVIDUAL RECORDS FOR A SINGLE GAME

GAME HIGHS

Most points scored	42, Elizabeth Kitley vs. FGCU (3/18/22)
Most points scored at home	34, Renee Dennis vs. Memphis (2/787)
Most points scored on the road	36, Brittany Cook at Miami (2/11/08)
Field goals made	17, Elizabeth Kitley at George Washington (11/11/21)
Field goals attempted	30, Renee Dennis vs. Memphis (2/7/87)
Most FG made without a miss	9 (2x), last by Nicole Jones vs. Fordham (1/2/1999)
3FG made	9, Cayla King vs. Mount St. Mary's (11/7/22)
3FG attempts	20, Aisha Sheppard vs. Notre Dame (1/21/21)
Free throws made	16, Amy Wetzel vs. Wisconsin (3/14/1998)
Free throws attempted	18, Nikki Davis at Miami (1/24/10)
Free throws made without a miss	13, Sue Logsdon vs. William & Mary (1/2/91)
Offensive rebounds (since 1987-88)	11, Utaha Drye vs. USC Upstate (2/2/09)
Defensive rebounds (since 1987-88)	17, Elizabeth Kitley vs. Gardner-Webb (12/6/20)
Total rebounds	21 (4x), last by Elizabeth Kitley vs. Wake Forest (1/17/21)
Assists	13 (5x), last by Chanette Hicks at Illinois (11/30/17)
Turnovers	13, Sherry Banks vs. George Washington (1/21/97)
Steals	9, Taiqua Brittingham vs. Northwestern (12/22/83)
Blocks	9 (3x), last by Susan Walvius (1/4/86)
Minutes Played	54 (2x), last by Katie O'Connor vs. Dayton (2/27/1999)

VIRGINIA TECH TEAM

Most points scored	117 at Mercer (2/16/87)
Most points combined	201 (2x), last at Dayton (1/18/97)
Most points scored at home	105 (3x), last vs. Saint Francis (11/5/19)
Most points scored on the road	117 at Mercer (2/16/87)
Most points scored in a quarter	39 vs. Maryland Eastern Shore (12/6/17) in 3Q
Most points scored in a half	67 at Charleston (12/14/84) in 2H
Fewest points scored in a quarter	2 at Virginia (1/26/17)
Fewest points scored in a half	8 (2x), last at Miami (2/5/15) in 1H
Fewest points combined	73 at Boston College (1/5/12)
Largest margin of victory	67 vs. Wagner (11/10/17)
Worst defeat	60, vs. Old Dominion (1/27/78)
Most points in a loss	90, at Clemson (12/29/84)
Fewest points scored	26, at Duke (1/16/03)
Fewest points allowed	24, vs. USC Upstate (11/14/22)
Most points allowed	108, vs. Old Dominion (1/27/78)
FG made	51, at Mercer (2/16/87)
FG attempted	94, vs. Appalachian State (11/17/79)
FG percentage	66.1 vs. Appalachian State (11/17/79)
3FG made	18, vs. Wichita State (12/21/19)
3FG attempted	39, vs. Notre Dame (1/21/21)
3FG made (both teams)	26, at NC State (1/24/21)
3FG attempted (both teams)	70, vs. USC Upstate (11/6/18)
Free throws made	43, vs. Yale (1/9/82)
Free throws attempted	58, vs. Yale (1/9/82)
Most FT made without a miss	20, vs. Duke (12/30/21)
Offensive rebounds (since 1987-88)	43, vs. Liberty (1/8/90)
Defensive rebounds (since 1987-88)	49, vs. Gardner-Webb (12/6/20)
Total rebounds	75, vs. Liberty (1/8/90)
Assists	38, at Mercer (2/16/87)
Fewest turnovers	6 (5x), last vs. Radford (12/12/21)
Most turnovers	46, at James Madison (2/16/78)
Steals	23, at Florida State (12/17/79)
Blocks	14, vs. East Tennessee State (12/21/92)

CAREER GAMES STARTED

	Streak	22-23	Career	ACC
Georgia Amoore	76	28	84	51
Chloe Brooks	0	0	0	0
Charlise Dunn	0	0	0	0
Clara Ford ²	0	0	18	12
Taylor Geiman	0	0	0	0
D'Asia Gregg	0	1	1	1
Cayla King	28	28	80	50
Elizabeth Kitley	13	27	114	71
Ashley Owusu ³	0	7	82	0
Taylor Soule ²	85	28	130	73
Kayana Traylor ¹	21	21	101	24
Maddie Vesjicky	0	0	0	0
Carleigh Wenzel	0	0	0	0

¹ includes games played for Purdue

² includes games played for Boston College

³ includes games played for Maryland



NON-CONFERENCE BREAKDOWN

Team	NET	Result
Mount St. Mary's	314	W, 101-45
Bucknell	237	W, 67-41
USC Upstate	350	W, 79-24
Kentucky*	88	W, 82-74
Missouri*	56	W, 73-57
Longwood	345	W, 89-28
Nebraska	41	W, 85-54
at Tennessee	15	W, 59-56
UNC Asheville	344	W, 86-48
at High Point	234	W, 86-66

Tech traveled to Nassau in The Bahamas to compete in the Baha Mar Pink Flamingo Championship where they defeated Kentucky and Missouri.



Georgia Amoore recorded the program's first triple-double vs. Nebraska on Dec. 1. She finished the game with 24 points, 10 rebounds and 11 assists.



MISCELLANEOUS STATS

MOST FIRST HALF POINTS

Virginia Tech	44	vs. Kentucky (11/21/22)
Opponents	39	at Miami (1/8/23)

FEWEST FIRST HALF POINTS

Virginia Tech	22	vs. Notre Dame (12/18/22)
Opponents	9	vs. USC Upstate (11/14/22)

LARGEST HALFTIME LEAD

Virginia Tech	31	vs. Longwood (11/27/22)
Opponents	12	at Clemson (12/29/22)

LARGEST HALFTIME LEAD BLOWN

Virginia Tech	none	
Opponents	4	at UNC (2/23/23)

LARGEST HALFTIME DEFICIT

Virginia Tech	12	at Clemson (12/29/22)
Opponents	31	vs. Longwood (11/27/22)

LARGEST HALFTIME DEFICIT OVERCOME

Virginia Tech	4	at UNC (2/23/23)
Opponents	none	

MOST SECOND HALF POINTS

Virginia Tech	58	vs. Mount St. Mary's (11/7/22)
Opponents	51	vs. Kentucky (11/21/22)

FEWEST SECOND HALF POINTS

Virginia Tech	30	2x, last vs. Notre Dame (12/18/22)
Opponents	15	vs. USC Upstate (11/14/22)

BIGGEST DEFICIT OVERCOME

Virginia Tech	10	at UNC (2/23/23)
Opponents	9	vs. Notre Dame (12/18/22)

LARGEST MARGIN OF VICTORY

Virginia Tech	61	vs. Longwood (11/27/22)
Opponents	11	2x, last at Miami (1/8/23)

STARTING LINEUP

Amoore, Owusu, King, Soule, Kitley	7-0
Amoore, Traylor, King, Soule, Kitley	15-4
Amoore, Traylor, King, Soule, Gregg	1-0

BEST QUARTERS

Points scored	34, 1Q vs. Florida State (2/12/23)
Points allowed	4 (2x), last 1Q vs. Longwood (11/27/22)
FG made	12, 1Q vs. Florida State (2/12/23)
FG%	76.9, 2Q at Boston College (12/7/22)
3FG made	9, 1Q vs. Florida State (2/12/23)
3FG% (min 5 attempts)	72.7%, 1Q vs. Florida State (2/12/23)
FT made	9, 4Q vs. Nebraska (12/1/22)

WORST QUARTERS

Points scored	6, 2Q vs. Notre Dame (12/18/22)
Points allowed	30, 3Q vs. Wake Forest (1/22/23)
FG made	2, 2Q vs. Notre Dame (12/18/22)
FG%	11.8%, 2Q vs. Notre Dame (12/18/22)
3FG made	0 (10x), last 4Q at Miami (1/8/23)
3FG% (min 5 attempts)	0%, 2Q vs. USC Upstate (11/14/22)
FT made	0, 2Q at Clemson (12/29/22)



Virginia Tech Women's Basketball
Virginia Tech Combined Team Statistics (as of Feb 28, 2023)
All Games



RECORD:	OVERALL	HOME	AWAY	NEUTRAL
ALL GAMES	24-4	14-1	8-3	2-0
CONFERENCE	14-4	8-1	6-3	0-0
NON-CONFERENCE	10-0	6-0	2-0	2-0

#	Player	gp-gs	min	avg	Total		3-Point		F-Throw		Rebounds				pf	dq	a	to	blk	stl	pts	avg
					fg-fga	fg%	3fg-fga	3fg%	ft-fa	ft%	off	def	tot	avg								
33	Elizabeth Kitley	27-27	932	34.5	206-362	.569	1-5	.200	94-131	.718	75	215	290	10.7	61	1	41	56	62	19	507	18.8
5	Georgia Amooore	28-28	1015	36.3	140-371	.377	80-243	.329	50-67	.746	8	69	77	2.8	59	1	151	75	3	22	410	14.6
13	Taylor Soule	28-28	799	28.5	121-234	.517	6-23	.261	71-98	.724	84	76	160	5.7	87	5	48	50	3	31	319	11.4
23	Kayana Traylor	27-21	815	30.2	97-230	.422	31-89	.348	76-97	.784	14	70	84	3.1	49	0	79	58	5	29	301	11.1
22	Cayla King	28-28	843	30.1	72-189	.381	65-170	.382	30-39	.769	23	65	88	3.1	78	0	40	19	13	20	239	8.5
15	Ashley Owusu	17-7	258	15.2	31-79	.392	8-15	.533	16-22	.727	11	15	26	1.5	17	0	17	20	1	5	86	5.1
11	D'asia Gregg	28-1	642	22.9	51-112	.455	19-49	.388	19-24	.792	27	136	163	5.8	58	0	45	63	10	13	140	5.0
10	Charlise Dunn	10-0	59	5.9	5-14	.357	2-11	.182	3-3	1.000	0	2	2	0.2	5	0	0	2	2	3	15	1.5
32	Clara Ford	11-0	52	4.7	4-7	.571	0-0	.000	2-2	1.000	6	10	16	1.5	5	0	0	3	1	0	10	0.9
14	Maddie Vejsicky	6-0	15	2.5	1-5	.200	1-4	.250	2-2	1.000	1	3	4	0.7	3	0	0	2	0	1	5	0.8
35	Taylor Geiman	25-0	170	6.8	5-14	.357	5-14	.357	0-0	.000	5	13	18	0.7	11	0	12	6	2	6	15	0.6
Total		28	5600		733-1617	.453	218-623	.350	363-485	.748	289	746	1035	37.0	433	7	433	374	102	149	2047	73.1
Opponent		28	5600		613-1572	.390	124-423	.293	273-377	.724	238	622	860	30.7	550	14	264	403	89	165	1623	58.0

TEAM STATISTICS	VT	OPP	Date	Opponent	Score	Att.	
SCORING	2047	1623	11/07/22	MOUNT ST. MARY'S	W	101-45	2104
Starters	1784	1205	11/11/22	BUCKNELL	W	67-41	2268
Bench	263	418	11/14/22	USC UPSTATE	W	79-24	1486
Points per game	73.1	58.0	11/21/22	vs Kentucky	W	82-74	0
Scoring margin	+15.1	-	11/23/22	vs Missouri	W	73-57	0
FIELD GOALS-ATT	733-1617	613-1572	11/27/22	LONGWOOD	W	89-28	1913
Field goal pct	.453	.390	12/01/22	NEBRASKA	W	85-54	2651
3 POINT FG-ATT	218-623	124-423	12/04/22	at Tennessee	W	59-56	8507
3-point FG pct	.350	.293	* 12/07/22	at Boston College	W	73-58	1112
3-point FG made per game	7.8	4.4	12/11/22	UNC ASHEVILLE	W	86-48	2028
FREE THROWS-ATT	363-485	273-377	* 12/18/22	(5) NOTRE DAME	L	52-63	4206
Free throw pct	.748	.724	12/21/22	at High Point	W	86-66	1378
F-Throws made per game	13.0	9.8	* 12/29/22	at Clemson	L	59-64	1517
REBOUNDS	1035	860	* 01/01/23	(13) NORTH CAROLINA	W	68-65	4186
Rebounds per game	37.0	30.7	* 01/05/23	VIRGINIA	W	74-66	2630
Rebounding margin	+6.3	-	* 01/08/23	at Miami	L	66-77	1639
ASSISTS	433	264	* 01/12/23	LOUISVILLE	W	81-79	2328
Assists per game	15.5	9.4	* 01/19/23	at Pitt	W	69-62	356
TURNOVERS	374	403	* 01/22/23	WAKE FOREST	W	74-57	3209
Turnovers per game	13.4	14.4	* 01/26/23	at (16) Duke	L	55-66	2207
Turnover margin	+1.0	-	* 01/29/23	at Virginia	W	72-60	5103
Assist/turnover ratio	1.2	0.7	* 02/02/23	SYRACUSE	W	78-64	2592
STEALS	149	165	* 02/06/23	at (22) NC State	W	73-61	5500
Steals per game	5.3	5.9	* 02/12/23	(19) FLORIDA STATE	W	84-70	2897
BLOCKS	102	89	* 02/16/23	(9) DUKE	W	61-45	3084
Blocks per game	3.6	3.2	* 02/19/23	NC STATE	W	75-62	6413
WINNING STREAK	8	-	* 02/23/23	at (22) North Carolina	W	61-59	2908
Home win streak	8	-	* 02/26/23	at Georgia Tech	W	65-52	2014
ATTENDANCE	43,995	32,241					
Home games-Avg/Game	15-2,933	11-2,931					* - Conference game
Neutral site-Avg/Game	-	2-0					

Score by Periods	1st	2nd	3rd	4th	Totals
Virginia Tech	524	487	523	513	2047
Opponents	359	393	439	432	1623



Virginia Tech Women's Basketball
Virginia Tech Combined Team Statistics (as of Feb 28, 2023)
Conference Games



RECORD:	OVERALL	HOME	AWAY	NEUTRAL
ALL GAMES	14-4	8-1	6-3	0-0
CONFERENCE	14-4	8-1	6-3	0-0
NON-CONFERENCE	0-0	0-0	0-0	0-0

#	Player	gp-gs	min	avg	Total		3-Point		F-Throw		Rebounds			pf	dq	a	to	blk	stl	pts	avg	
					fg-fga	fg%	3fg-fga	3fg%	ft-fa	ft%	off	def	tot									
33	Elizabeth Kitley	17-17	618	36.4	130-225	.578	0-1	.000	56-81	.691	46	137	183	10.8	42	1	24	39	39	12	316	18.6
5	Georgia Amoore	18-18	690	38.3	101-260	.388	59-167	.353	27-37	.730	4	40	44	2.4	40	0	88	50	3	12	288	16.0
13	Taylor Soule	18-18	533	29.6	74-152	.487	3-13	.231	43-62	.694	46	58	104	5.8	58	3	29	38	3	19	194	10.8
23	Kayana Traylor	18-18	555	30.8	58-145	.400	21-56	.375	39-50	.780	10	33	43	2.4	34	0	45	44	2	17	176	9.8
22	Cayla King	18-18	569	31.6	40-116	.345	37-105	.352	26-32	.813	18	44	62	3.4	56	0	29	13	7	12	143	7.9
11	D'asia Gregg	18-1	439	24.4	37-83	.446	12-34	.353	10-12	.833	18	97	115	6.4	40	0	36	45	7	10	96	5.3
15	Ashley Owusu	10-0	90	9.0	4-25	.160	2-5	.400	3-4	.750	2	5	7	0.7	7	0	6	6	0	2	13	1.3
35	Taylor Geiman	15-0	102	6.8	4-6	.667	4-6	.667	0-0	.000	2	8	10	0.7	6	0	8	4	0	4	12	0.8
32	Clara Ford	4-0	4	1.0	1-1	1.000	0-0	.000	0-0	.000	0	0	0	0.0	1	0	0	0	0	0	2	0.5
10	Charlise Dunn	2-0	0	0.0	0-0	.000	0-0	.000	0-0	.000	0	0	0	0.0	0	0	0	0	0	0	0	0.0
14	Maddie Vejsicky	1-0	0	0.0	0-0	.000	0-0	.000	0-0	.000	0	1	1	1.0	0	0	0	0	0	0	0	0.0
Total		18	3600		449-1013	.443	138-387	.357	204-278	.734	172	469	641	35.6	284	4	265	256	61	88	1240	68.9
Opponent		18	3600		429-1030	.417	80-251	.319	192-256	.750	148	410	558	31.0	319	4	178	219	64	116	1130	62.8

TEAM STATISTICS	VT	OPP
SCORING	1240	1130
Starters	1127	859
Bench	113	271
Points per game	68.9	62.8
Scoring margin	+6.1	-
FIELD GOALS-ATT	449-1013	429-1030
Field goal pct	.443	.417
3 POINT FG-ATT	138-387	80-251
3-point FG pct	.357	.319
3-point FG made per game	7.7	4.4
FREE THROWS-ATT	204-278	192-256
Free throw pct	.734	.750
F-Throws made per game	11.3	10.7
REBOUNDS	641	558
Rebounds per game	35.6	31.0
Rebounding margin	+4.6	-
ASSISTS	265	178
Assists per game	14.7	9.9
TURNOVERS	256	219
Turnovers per game	14.2	12.2
Turnover margin	-2.1	-
Assist/turnover ratio	1.0	0.8
STEALS	88	116
Steals per game	4.9	6.4
BLOCKS	61	64
Blocks per game	3.4	3.6
WINNING STREAK	8	-
Home win streak	8	-
ATTENDANCE	31,545	22,356
Home games-Avg/Game	9-3,505	9-2,484
Neutral site-Avg/Game	-	0-0

Date	Opponent	Score	Att.
* 12/07/22	at Boston College	W 73-58	1112
* 12/18/22	(5) NOTRE DAME	L 52-63	4206
* 12/29/22	at Clemson	L 59-64	1517
* 01/01/23	(13) NORTH CAROLINA	W 68-65	4186
* 01/05/23	VIRGINIA	W 74-66	2630
* 01/08/23	at Miami	L 66-77	1639
* 01/12/23	LOUISVILLE	W 81-79	2328
* 01/19/23	at Pitt	W 69-62	356
* 01/22/23	WAKE FOREST	W 74-57	3209
* 01/26/23	at (16) Duke	L 55-66	2207
* 01/29/23	at Virginia	W 72-60	5103
* 02/02/23	SYRACUSE	W 78-64	2592
* 02/06/23	at (22) NC State	W 73-61	5500
* 02/12/23	(19) FLORIDA STATE	W 84-70	2897
* 02/16/23	(9) DUKE	W 61-45	3084
* 02/19/23	NC STATE	W 75-62	6413
* 02/23/23	at (22) North Carolina	W 61-59	2908
* 02/26/23	at Georgia Tech	W 65-52	2014

* - Conference game


Score by Periods	1st	2nd	3rd	4th	Totals
Virginia Tech	330	308	301	301	1240
Opponents	267	268	299	296	1130

CARLEIGH WENZEL

FRESHMAN 6-FOOT-0 GUARD

San Antonio, Texas (Antonian College Prep) • Major is sports media and analytics

#1



SEASON/CAREER BESTS

POINTS

Season -
Career -

REBOUNDS

Season -
Career -

ASSISTS

Season -
Career -

BLOCKS

Season -
Career -

STEALS

Season -
Career -

MINUTES

Season -
Career -

FIELD GOALS MADE

Season -
Career -

FIELD GOALS ATTEMPTED

Season -
Career -

3-PT. FIELD GOALS MADE

Season -
Career -

3-PT. FIELD GOALS ATTEMPTED

Season -
Career -

FREE THROWS MADE

Season -
Career -

FREE THROWS ATTEMPTED

Season -
Career -

PRIOR TO TECH

- In her prep career at O'Connor High School she played for two seasons scoring over 1,000 points with a career-high 37 in the first round of the playoff her sophomore season. Wenzel was named the Express News Newcomer of the Year her freshman season and the team's Offensive MVP the following season. With Antonian, Wenzel reached the 1,500-point plateau and earned a plethora of accolades
- She is a four star, 94-rated talent according to ESPN HoopGurlz. The 44th-highest rated player in the class of 2022, Wenzel is the tenth-highest rated guard.

QUOTING COACH BROOKS

- Carleigh is an elite shooter that plays with a confident flair. She can shoot the ball in a variety of ways and has outstanding range. She played a significant role on one of the best AAU teams I saw this summer. I can't wait to see the impact she makes on our program.

WENZEL TO EARN REDSHIRT

- Kenny Brooks announced on Nov. 7, 2022 that Wenzel would redshirt during her freshman season.

2022-23 GAME-BY-GAME STATS

OPPONENT	DATE	GP	GS	MIN	FG-FGA	PCT	3FG-FGA	PCT	FT-FTA	PCT	OFF	DEF	TOT	A	T/O	BLK	STL	PTS	
Mount St. Mary's	Nov. 7	DNP																	
Bucknell	Nov. 11	DNP																	
USC Upstate	Nov. 14	DNP																	
vs. Kentucky	Nov. 21	DNP																	
vs. Missouri	Nov. 23	DNP																	
Longwood	Nov. 27	DNP																	
Nebraska	Dec. 1	DNP																	
at Tennessee	Dec. 4	DNP																	
at Boston College*	Dec. 7	DNP																	
UNC Asheville	Dec. 11	DNP																	
Notre Dame*	Dec. 18	DNP																	
at High Point	Dec. 21	DNP																	
at Clemson*	Dec. 29	DNP																	
North Carolina*	Jan. 1	DNP																	
Virginia*	Jan. 5	DNP																	
at Miami*	Jan. 8	DNP																	
Louisville*	Jan. 12	DNP																	
at Pitt*	Jan. 19	DNP																	
Wake Forest*	Jan. 22	DNP																	
at Duke*	Jan. 26	DNP																	
at Virginia*	Jan. 29	DNP																	
Syracuse*	Feb. 2	DNP																	
at NC State*	Feb. 6	DNP																	
Florida State*	Feb. 12	DNP																	
Duke*	Feb. 16	DNP																	
NC State*	Feb. 19	DNP																	
at North Carolina*	Feb. 23	DNP																	
at Georgia Tech*	Feb. 26	DNP																	

PRODUCTION TRACKER

	This Season	Career
Scored 10+ Points	0	0
Scored 20+ Points	0	0
Scored 30+ Points	0	0
Led Tech in Scoring	0	0
Made 5+ 3FGs	0	0
Led Tech in 3FGM	0	0
Shot over 40% on 3FG	0	0
Had a Double-Double	0	0
Had 5+ Assists	0	0
Had Multiple Steals	0	0



CAREER STATS

	GP-GS	MIN	AVG	FG-FGA	FG%	3FG-FGA	3FG%	FT-FTA	FT%	OFF-DEF-TOT	AVG	AST	AVG	TO	BLK	STL	PTS	AVG
2022-23	0-0	0	0.0	0-0	.000	0-0	.000	0-0	.000	0-0-0	0.0	0	0.0	0	0	0	0	0.0
TOTAL	0-0	0	0.0	0-0	.000	0-0	.000	0-0	.000	0-0-0	0.0	0	0.0	0	0	0	0	0.0

CHLOE BROOKS

R-SENIOR 5-FOOT-10 GUARD

Harrisonburg, VA (Spotswood) • Program of study is a Master's of public health

#3



SEASON/CAREER BESTS

POINTS

Season -
Career 3, vs. Miami (2/2/20)

REBOUNDS

Season -
Career 3, vs. Gardner-Webb (12/6/20)

ASSISTS

Season -
Career 3, vs. Richmond (11/25/20)

BLOCKS

Season -
Career 1 (2x), last vs. G-Webb (12/6/20)

STEALS

Season -
Career Never

MINUTES

Season -
Career 10, vs. Gardner-Webb (12/6/20)

FIELD GOALS MADE

Season -
Career 1, vs. Miami (2/2/20)

FIELD GOALS ATTEMPTED

Season -
Career 2, vs. Richmond (11/25/20)

3-PT. FIELD GOALS MADE

Season -
Career 1, vs. Miami (2/2/20)

3-PT. FIELD GOALS ATTEMPTED

Season -
Career 2, vs. Richmond (11/25/20)

FREE THROWS MADE

Season -
Career Never

FREE THROWS ATTEMPTED

Season -
Career Never

2021-22 (R-JUNIOR)

- Did not feature on the court for the Hokies.

2020-21 (R-SOPHOMORE)

- Appeared in seven games, playing a career-high 10 minutes in the Hokies' victory over Gardner-Webb where she pulled down three rebounds.
- Brooks had three assists in Tech's win over Richmond.

2020-21 (R-FRESHMAN)

- Made her first career appearance in a contest vs. Wichita State at the Coqui Classic in Puerto Rico.
- Knocked down her only shot attempt, a 3-pointer in transition in the win over Miami.

2020-21 (FRESHMAN)

- Sat out due to injury and earned a medical redshirt.

PERSONAL

- Born on April 15, she is the second daughter of Kenny and Chrissy Brooks. She has three siblings, including Kendyl, a former guard on the Virginia Tech women's basketball team.
- Her uncle Cory Alexander played basketball at the University of Virginia before playing in the NBA and her father Kenny played hoops at James Madison.
- Brooks earned her degree in human development in December of 2021.

2022-23 GAME-BY-GAME STATS

OPPONENT	DATE	GP	GS	MIN	FG-FGA	PCT	3FG-FGA	PCT	FT-FTA	PCT	OFF	DEF	TOT	A	T/O	BLK	STL	PTS	
Mount St. Mary's	Nov. 7	DNP																	
Bucknell	Nov. 11	DNP																	
USC Upstate	Nov. 14	DNP																	
vs. Kentucky	Nov. 21	DNP																	
vs. Missouri	Nov. 23	DNP																	
Longwood	Nov. 27	DNP																	
Nebraska	Dec. 1	DNP																	
at Tennessee	Dec. 4	DNP																	
at Boston College*	Dec. 7	DNP																	
UNC Asheville	Dec. 11	DNP																	
Notre Dame*	Dec. 18	DNP																	
at High Point	Dec. 21	DNP																	
at Clemson*	Dec. 29	DNP																	
North Carolina*	Jan. 1	DNP																	
Virginia*	Jan. 5	DNP																	
at Miami*	Jan. 8	DNP																	
Louisville*	Jan. 12	DNP																	
at Pitt*	Jan. 19	DNP																	
Wake Forest*	Jan. 22	DNP																	
at Duke*	Jan. 26	DNP																	
at Virginia*	Jan. 29	DNP																	
Syracuse*	Feb. 2	DNP																	
at NC State*	Feb. 6	DNP																	
Florida State*	Feb. 12	DNP																	
Duke*	Feb. 16	DNP																	
NC State*	Feb. 19	DNP																	
at North Carolina*	Feb. 23	DNP																	
at Georgia Tech*	Feb. 26	DNP																	

PRODUCTION TRACKER

	This Season	Career
Scored 10+ Points	-	0
Scored 20+ Points	-	0
Scored 30+ Points	-	0
Led Tech in Scoring	-	0
Made 5+ 3FGs	-	0
Led Tech in 3FGM	-	0
Shot over 40% on 3FG	-	1
Had a Double-Double	-	0
Had 5+ Assists	-	0
Had Multiple Steals	-	0



CAREER STATS

	GP-GS	MIN	AVG	FG-FGA	FG%	3FG-FGA	3FG%	FT-FTA	FT%	OFF-DEF-TOT	AVG	AST	AVG	TO	BLK	STL	PTS	AVG
2018-19	0-0	0.0	0.0	0-0	.000	0-0	.000	0-0	.000	0-0-0	0.0	0	0.0	0	0	0	0	0.0
2019-20	4-0	12	3.0	1-1	1.000	1-1	1.000	0-0	.000	0-1-1	0.3	1	0.3	1	0	0	3	0.8
2020-21	7-0	35	5.0	0-5	.000	0-5	.000	0-0	.000	1-3-4	0.6	4	0.6	3	2	0	0	0.0
2021-22	0-0	0	0.0	0-0	.000	0-0	.000	0-0	.000	0-0-0	0.0	0	0.0	0	0	0	0	0.0
TOTAL	11-0	47	4.3	1-6	.167	1-6	.167	0-0	.000	1-4-5	0.5	5	0.5	4	2	0	3	0.3



SEASON/CAREER BESTS

POINTS

Season 27, at NC State (2/6/23)
 Career 27, at NC State (2/6/23)

REBOUNDS

Season 10, vs. Nebraska (12/1/22)
 Career 10, vs. Nebraska (12/1/22)

ASSISTS

Season 11 (2x), last vs. NC State (2/19/22)
 Career 11 (2x), last vs. NC State (2/19/22)

BLOCKS

Season 1 (2x), NC State (2/6/23)
 Career 2, vs. North Carolina (1/31/21)

STEALS

Season 3, vs. USC Upstate (11/14/22)
 Career 4, at Miami (2/11/21)

MINUTES

Season 40 (2x), last vs. UNC (1/1/23)
 Career 45, vs. UNC (3/4/22)

FIELD GOALS MADE

Season 8, vs. Nebraska (12/1/22)
 Career 9, at Notre Dame (12/17/20)

FIELD GOALS ATTEMPTED

Season 20, vs. Notre Dame (12/18/22)
 Career 20, vs. Notre Dame (12/18/22)

3-PT. FIELD GOALS MADE

Season 6, vs. UNC (1/1/23)
 Career 6, vs. UNC (1/1/23)

3-PT. FIELD GOALS ATTEMPTED

Season 14, vs. UNC (1/1/23)
 Career 14, vs. UNC (1/1/23)

FREE THROWS MADE

Season 4 (7x), last vs. UNC (1/1/23)
 Career 6, vs. UNC (3/4/22)

FREE THROWS ATTEMPTED

Season 6, vs. Nebraska (12/1/22)
 Career 6 (3x), last vs. Nebraska (12/1/22)

CAREER HONORS

- Ranks fourth at VT in 3FG (207)
- Ranks fourth at VT in total assists (411)
- Ranks first at VT in assists in ACC play (246)
- Recorded the program's first triple-double on Dec. 1, 2022 vs. Nebraska. She finished with 24 points, 10 rebounds and 11 assists, career highs in each category.
- Had her first career double-double on Dec. 11, 2022 vs. UNC Asheville.
- Scored her 1,000th career point vs. FSU (Feb. 12, 2023)
- First Team All-ACC 2023
- First Team ACC All-Tournament Team (the program's first ever First Teamer at the competition)
- 2022 Honorable Mention All-ACC
- 2021 ACC All-Freshman Team
- Two-time ACC All-Academic Team

2022-23 GAME-BY-GAME STATS

OPPONENT	DATE	GP	GS	MIN	FG-FGA	PCT	3FG-FGA	PCT	FT-FTA	PCT	OFF	DEF	TOT	A	T/O	BLK	STL	PTS
Mount St. Mary's	Nov. 7	Y	Y	32:03	4-7	.571	2-3	.666	1-2	.500	1	5	6	9	5	0	0	11
Bucknell	Nov. 11	Y	Y	26:43	3-10	.300	2-7	.286	3-4	.750	0	2	2	4	2	0	1	11
USC Upstate	Nov. 14	Y	Y	25:01	5-14	.357	1-8	.125	0-0	.000	1	1	2	4	0	0	3	11
vs. Kentucky	Nov. 21	Y	Y	37:22	4-11	.363	2-6	.333	4-5	.800	0	1	1	4	4	0	1	14
vs. Missouri	Nov. 23	Y	Y	38:28	4-12	.333	3-8	.375	4-4	1.000	0	3	3	6	1	0	0	15
Longwood	Nov. 27	Y	Y	29:05	2-8	.250	2-7	.285	1-2	.500	0	2	2	7	3	0	1	7
Nebraska	Dec. 1	Y	Y	39:40	8-15	.530	4-10	.400	4-6	.666	2	8	10	11	1	0	0	24
at Tennessee	Dec. 4	Y	Y	35:18	2-14	.142	2-12	.166	4-5	.800	0	4	4	7	6	0	1	10
at Boston College*	Dec. 7	Y	Y	40:00	2-5	.400	0-1	.000	4-4	1.000	0	1	1	5	1	0	0	8
UNC Asheville	Dec. 11	Y	Y	31:04	4-11	.363	2-9	.222	0-0	.000	0	3	3	10	3	0	2	10
Notre Dame*	Dec. 18	Y	Y	35:29	8-20	.400	4-11	.363	0-0	.000	1	1	2	4	3	0	0	20
at High Point	Dec. 21	Y	Y	30:45	3-9	.333	1-6	.166	2-2	1.000	0	0	0	1	0	0	1	9
at Clemson*	Dec. 29	Y	Y	39:32	5-12	.416	3-11	.272	1-2	.500	0	2	2	3	2	0	1	14
North Carolina*	Jan. 1	Y	Y	40:00	7-17	.411	6-14	.428	4-5	.800	0	2	2	6	7	0	0	24
Virginia*	Jan. 5	Y	Y	38:47	8-17	.470	4-10	.400	4-4	1.000	0	4	4	1	1	0	0	22
at Miami*	Jan. 8	Y	Y	40:00	5-15	.333	3-11	.272	0-0	.000	0	3	3	6	1	0	0	13
Louisville*	Jan. 12	Y	Y	37:52	5-15	.333	2-8	.250	1-2	.500	0	3	3	8	2	0	0	13
at Pitt*	Jan. 19	Y	Y	37:45	7-17	.411	5-11	.454	2-2	1.000	0	1	1	3	2	0	2	21
Wake Forest*	Jan. 22	Y	Y	38:20	6-13	.461	5-10	.500	0-0	.000	0	3	3	6	2	0	1	17
at Duke*	Jan. 26	Y	Y	39:09	2-12	.166	1-9	.111	2-4	.500	0	1	1	0	4	0	0	7
at Virginia*	Jan. 29	Y	Y	37:44	4-11	.363	1-4	.250	0-1	.000	0	4	4	5	3	1	0	9
Syracuse*	Feb. 2	Y	Y	35:54	5-13	.384	4-10	.400	1-2	.500	1	2	3	3	3	0	1	15
at NC State*	Feb. 6	Y	Y	38:43	11-21	.524	5-11	.454	0-0	.000	0	3	3	6	3	1	1	27
Florida State*	Feb. 12	Y	Y	36:39	7-14	.500	6-11	.545	5-6	.833	0	0	0	9	1	0	1	25
Duke*	Feb. 16	Y	Y	37:34	8-18	.440	4-8	.500	0-0	.000	0	4	4	1	4	0	2	20
NC State*	Feb. 19	Y	Y	37:27	5-15	.333	2-9	.220	3-4	.750	1	2	3	11	3	0	0	15
at North Carolina*	Feb. 23	Y	Y	40:00	4-14	.285	2-10	.200	0-0	.000	0	3	3	4	6	1	1	10
at Georgia Tech*	Feb. 26	Y	Y	36:04	3-11	.272	2-8	.250	0-1	.000	1	1	2	7	2	0	2	8

PRODUCTION TRACKER

	This Season	Career
Scored 10+ Points	22	52
Scored 20+ Points	8	15
Scored 30+ Points	0	0
Led Tech in Scoring	8	17
Made 5+ 3FGs	5	10
Led Tech in 3FGM	14	31
Shot over 40% on 3FG	10	42
Had a Double-Double	2	2
Had 5+ Assists	16	46
Had Multiple Steals	4	17



CAREER STATS

	GP-GS	MIN	AVG	FG-FGA	FG%	3FG-FGA	3FG%	FT-FTA	FT%	OFF-DEF-TOT	AVG	AST	AVG	TO	BLK	STL	PTS	AVG
2020-21	25-23	788	31.5	102-262	.389	57-144	.396	34-41	.829	8-52-60	2.4	115	4.6	75	4	20	295	11.8
2021-22	33-33	1095	33.2	129-320	.403	70-175	.400	40-50	.800	4-75-79	2.3	145	4.4	76	1	32	368	11.1
2022-23	28-28	1015	36.3	140-371	.377	80-243	.329	50-67	.746	8-69-77	2.8	151	5.4	75	3	22	410	14.6
TOTAL	86-84	2898	33.2	371-953	.389	207-562	.368	124-158	.785	20-196-216	2.5	411	4.8	226	8	74	1073	12.5

CHARLISE DUNN



SEASON/CAREER BESTS

POINTS

Season 5, vs. Mount St. Mary's (11/7/22)
Career same

REBOUNDS

Season 1, vs. Mount St. Mary's (11/7/22)
Career same

ASSISTS

Season -
Career same

BLOCKS

Season 1 (2x), last vs. UNCA (12/11/22)
Career same

STEALS

Season 1 (3x), last vs. UNCA (12/11/22)
Career same

MINUTES

Season 15, vs. USC Upstate (11/14/22)
Career same

FIELD GOALS MADE

Season 1 (5x), last vs. Nebraska (12/1/22)
Career same

FIELD GOALS ATTEMPTED

Season 3 (2x), last vs. Nebraska (12/1/22)
Career same

3-PT. FIELD GOALS MADE

Season 1 (2x), last vs. USC Upstate (11/14/22)
Career same

3-PT. FIELD GOALS ATTEMPTED

Season 2 (4x), last vs. UNCA (12/11/22)
Career same

FREE THROWS MADE

Season 2, vs. Mount St. Mary's (11/7/22)
Career same

FREE THROWS ATTEMPTED

Season 2, vs. Mount St. Mary's (11/7/22)
Career same

CAREER STATS

	GP-GS	MIN	AVG	FG-FGA	FG%	3FG-FGA	3FG%	FT-FTA	FT%	OFF-DEF-TOT	AVG	AST	AVG	TO	BLK	STL	PTS	AVG
2022-23	10-0	59	5.9	5-14	.357	2-11	.182	3-3	1.000	0-2-2	0.3	0	0.0	2	2	3	15	1.5
TOTAL	10-0	59	5.9	5-14	.357	2-11	.182	3-3	1.000	0-2-2	0.3	0	0.0	2	2	3	15	1.5

FRESHMAN 6-FOOT-2 GUARD

Victoria, Australia (Lake Ginninderra) • Major is human nutrition, foods and exercise

#10

NICKNAME

- Known around the program as "Charli" or "Chuck"

2021-22 (GRAYSHIRT)

- Enrolled at VT in January of 2022 and practiced with the team.

PRIOR TO TECH

- Dunn helped the U-15 Australian Sapphires in the Oceania qualifiers win gold as she was named tournament MVP. In 2019 Dunn suited up for the U-17 Australian Gems in Oceania qualifiers as the team took home the gold. She also earned calls up to the U-16 and U-17 teams in 2020 for both the Asia qualifiers and World Cup that were

not contested due to COVID-19. Most recently Dunn and the U-19 Australia Gems won silver at the World Cup in 2021. She is the ninth-ranked international player in the class according to World Wide Hoops.

QUOTING COACH BROOKS

- Charlise is a special player because of her ability to play multiple positions. At her size, her ability to pass the ball and score in a variety of ways will cause many mismatches. Charlise is a very experienced player and has competed at the highest level as a member of several Australian national teams. I am excited to add another Aussie to the group!

2022-23 GAME-BY-GAME STATS

OPPONENT	DATE	GP	GS	MIN	FG-FGA	PCT	3FG-FGA	PCT	FT-FTA	PCT	OFF	DEF	TOT	A	T/O	BLK	STL	PTS	
Mount St. Mary's	Nov. 7	Y	N	8:27	1-2	.500	1-2	.500	2-2	1.000	0	1	1	0	0	0	0	5	
Bucknell	Nov. 11	Y	N	4:33	1-3	.333	0-2	.000	0-0	.000	0	0	0	0	0	0	0	2	
USC Upstate	Nov. 14	Y	N	14:19	1-2	.500	1-2	.500	0-0	.000	0	0	0	0	2	0	1	3	
vs. Kentucky	Nov. 21	DNP																	
vs. Missouri	Nov. 23	DNP																	
Longwood	Nov. 27	Y	N	8:41	1-1	1.000	0-0	.000	0-0	.000	0	1	1	0	0	1	0	2	
Nebraska	Dec. 1	Y	N	8:20	1-3	.333	0-2	.000	1-1	1.000	0	0	0	0	0	0	1	3	
at Tennessee	Dec. 4	Y	N	1:05	0-1	.000	0-1	.000	0-0	.000	0	0	0	0	0	0	0	0	
at Boston College*	Dec. 7	Y	N	0:14	0-0	.000	0-1	.000	0-0	.000	0	0	0	0	0	0	0	0	
UNC Asheville	Dec. 11	Y	N	12:21	0-2	.000	0-2	.000	0-0	.000	0	0	0	0	0	1	1	0	
Notre Dame*	Dec. 18	DNP																	
at High Point	Dec. 21	Y	N	0:42	0-0	.000	0-0	.000	0-0	.000	0	0	0	0	0	0	0	0	
at Clemson*	Dec. 29	DNP																	
North Carolina*	Jan. 1	DNP																	
Virginia*	Jan. 5	DNP																	
at Miami*	Jan. 8	DNP																	
Louisville*	Jan. 12	DNP																	
at Pitt*	Jan. 19	DNP																	
Wake Forest*	Jan. 22	DNP																	
at Duke*	Jan. 26	DNP																	
at Virginia*	Jan. 29	DNP																	
Syracuse*	Feb. 2	DNP																	
at NC State*	Feb. 6	DNP																	
Florida State*	Feb. 12	DNP																	
Duke*	Feb. 16	DNP																	
NC State*	Feb. 19	Y	N	0:21	0-0	.000	0-0	.000	0-0	.000	0	0	0	0	0	0	0	0	
at North Carolina*	Feb. 23	DNP																	
at Georgia Tech*	Feb. 26	DNP																	

PRODUCTION TRACKER

	This Season	Career
Scored 10+ Points	0	0
Scored 20+ Points	0	0
Scored 30+ Points	0	0
Led Tech in Scoring	0	0
Made 5+ 3FGs	0	0
Led Tech in 3FGM	0	0
Shot over 40% on 3FG	2	2
Had a Double-Double	0	0
Had 5+ Assists	0	0
Had Multiple Steals	0	0



D'ASIA GREGG

R-SENIOR 6-FOOT-2 FORWARD

Florence, SC (Wilson High/Georgia Tech/Gulf Coast State) • Majoring in public health

#11



SEASON/VT CAREER BESTS

POINTS

Season 13, vs. NC State (2/19/23)
Career 13 (2x), last vs. NC ST(2/19/23)

REBOUNDS

Season 12, vs. Syracuse (2/2/23)
Career 12 (2x), last vs. Cuse (2/2/23)

ASSISTS

Season 7, vs. Syracuse (2/2/23)
Career 7, vs. Syracuse (2/2/23)

BLOCKS

Season 1 (4x), last vs. UNC (1/1/23)
Career 1 (5x), last vs. UNC (1/1/23)

STEALS

Season 1 (3x), last at Tennessee (12/4/22)
Career 1 (4x), last at Tennessee (12/4/22)

MINUTES

Season 33:03, vs. Virginia (1/5/23)
Career 33:03, vs. Virginia (1/5/23)

FIELD GOALS MADE

Season 4 (3x), last vs. Cuse (2/2/23)
Career same

FIELD GOALS ATTEMPTED

Season 12, vs. UVA (1/5/23)
Career 12, vs. UVA (1/5/23)

3-PT. FIELD GOALS MADE

Season 2 (3x), last vs. UNC (1/1/23)
Career 2 (2x), last vs. UNC (1/1/23)

3-PT. FIELD GOALS ATTEMPTED

Season 6, vs. UNC (1/1/23)
Career 6, vs. UNC (1/1/23)

FREE THROWS MADE

Season 4, at Tennessee (12/4/22)
Career 6, vs. Miami (3/4/21)

FREE THROWS ATTEMPTED

Season 6, at Tennessee (12/4/22)
Career 7, vs. Miami (3/4/21)

NICKNAME

- Known around the program as "D Mo"

2021-22 (SENIOR)

- Played in 32 contests, coming off the bench in each game.
- Scored a season-high 10 points in OT win vs. UNC at the ACC Tournament.
- Led VT in rebounds four times, including each of last three games of the season.

2020-21 (JUNIOR)

- Gregg played in 17 contests, contributing 3.4 points and 3.6 rebounds.

- Recorded a double-double with season-high totals in points (13) and rebounds (10) in the Hokies' win at Miami.

PRIOR TO TECH

- Gregg spent a season at Georgia Tech averaging 2.5 points and 1.2 rebounds before transferring to Gulf Coast State where she helped the Commodores to a top 10 ranking and a bye in the NJCAA Division I Women's National Championship.
- In 2019-20 she averaged 15.3 points per game while shooting 47% from the field and 6.1 rebounds per contest.

2022-23 GAME-BY-GAME STATS

OPPONENT	DATE	GP	GS	MIN	FG-FGA	PCT	3FG-FGA	PCT	FT-FTA	PCT	OFF	DEF	TOT	A	T/O	BLK	STL	PTS
Mount St. Mary's	Nov. 7	Y	N	17:37	0-0	.000	0-0	.000	0-0	.000	0	3	3	0	1	0	0	0
Bucknell	Nov. 11	Y	N	14:37	0-0	.000	0-0	.000	0-0	.000	1	4	5	0	0	1	0	0
USC Upstate	Nov. 14	Y	N	19:16	0-3	.000	0-2	.000	2-2	1.000	2	2	4	0	1	0	1	2
vs. Kentucky	Nov. 21	Y	N	10:18	0-0	.000	0-0	.000	0-0	.000	1	2	3	0	4	0	0	0
vs. Missouri	Nov. 23	Y	N	20:49	3-4	.750	1-2	.500	1-2	.500	1	3	4	0	1	0	0	8
Longwood	Nov. 27	Y	N	20:37	2-3	.666	1-1	1.000	0-0	.000	1	5	6	1	0	1	0	5
Nebraska	Dec. 1	Y	N	32:09	1-4	.250	1-2	.500	2-2	1.000	0	7	7	3	3	1	0	5
at Tennessee	Dec. 4	Y	N	19:56	2-4	.500	2-4	.500	4-6	.666	1	3	4	1	2	0	1	10
at Boston College*	Dec. 7	Y	N	25:55	2-5	.400	0-2	.000	0-0	.000	2	5	7	5	3	1	0	4
UNC Asheville	Dec. 11	Y	N	24:08	4-6	.666	2-3	.666	0-0	.000	1	6	7	2	1	0	0	10
Notre Dame*	Dec. 18	Y	N	20:56	1-6	.166	0-3	.000	0-0	.000	1	4	5	1	2	0	0	2
at High Point	Dec. 21	Y	N	22:42	2-5	.400	0-1	.000	0-0	.000	1	4	5	2	5	1	0	4
at Clemson*	Dec. 29	Y	N	21:00	2-5	.400	1-1	1.000	0-0	.000	0	3	3	0	4	0	0	5
North Carolina*	Jan. 1	Y	N	33:00	3-9	.333	2-6	.333	3-3	1.000	2	8	10	2	1	1	0	11
Virginia*	Jan. 5	Y	Y	33:03	4-12	.333	0-3	.000	2-2	1.000	1	9	10	1	6	1	2	10
at Miami*	Jan. 8	Y	N	22:42	3-6	.500	2-4	.500	0-0	.000	0	6	6	2	0	1	1	8
Louisville*	Jan. 12	Y	N	22:34	1-3	.333	0-1	.000	0-0	.000	1	0	1	1	4	0	0	2
at Pitt*	Jan. 19	Y	N	11:02	1-1	1.000	0-0	.000	0-0	.000	1	3	4	1	2	0	0	2
Wake Forest*	Jan. 22	Y	N	15:21	1-2	.500	0-0	.000	0-0	.000	3	1	4	1	0	0	0	2
at Duke*	Jan. 26	Y	N	26:10	2-4	.500	1-2	.500	2-2	1.000	0	2	2	2	4	0	2	7
at Virginia*	Jan. 29	Y	N	28:14	1-2	.500	0-1	.000	0-0	.000	0	5	5	6	4	1	2	2
Syracuse*	Feb. 2	Y	N	25:08	4-5	.800	1-1	1.000	0-1	.000	2	10	12	7	3	0	0	9
at NC State*	Feb. 6	Y	N	21:49	1-2	.500	1-2	.500	2-2	1.000	0	8	8	0	2	0	0	5
Florida State*	Feb. 12	Y	N	29:05	3-5	.600	1-2	.500	0-0	.000	0	12	12	2	2	0	1	7
Duke*	Feb. 16	Y	N	22:26	1-5	.200	0-0	.000	1-2	.500	2	4	6	1	4	0	0	3
NC State*	Feb. 19	Y	N	27:12	5-6	.830	3-4	.750	0-0	.000	2	7	9	3	1	0	0	13
at North Carolina*	Feb. 23	Y	N	29:30	2-2	1.000	0-0	.000	0-0	.000	1	3	4	1	2	0	2	4
at Georgia Tech*	Feb. 26	Y	N	23:27	0-3	.000	0-2	.000	0-0	.000	0	7	7	0	1	0	2	0

PRODUCTION TRACKER

	This Season	VT Career
Scored 10+ Points	5	7
Scored 20+ Points	0	0
Scored 30+ Points	0	0
Led Tech in Scoring	0	0
Had 10+ Rebounds	3	6
Led Tech in Rebounds	3	8
Had a Double-Double	2	3
Had 5+ Assists	2	2
Had Multiple Steals	2	2
Had Multiple Blocks	1	2



CAREER STATS

	GP-GS	MIN	AVG	FG-FGA	FG%	3FG-FGA	3FG%	FT-FTA	FT%	OFF-DEF-TOT	AVG	AST	AVG	TO	BLK	STL	PTS	AVG
2018-19	22-0	151	6.8	18-56	.321	7-24	.291	11-16	.687	14-13-27	1.2	7	0.3	16	0	5	54	2.4
2020-21	17-0	274	16.1	16-49	.327	7-27	.259	18-22	.818	14-47-61	3.6	15	0.8	13	1	1	57	3.4
2021-22	32-0	467	14.5	31-75	.413	5-23	.217	27-34	.794	23-101-124	3.8	24	0.7	32	5	5	94	2.9
2022-23	28-1	640	22.8	51-112	.454	19-49	.387	19-24	.791	27-136-163	5.8	45	1.7	63	10	13	140	5.0
TOTAL	99-1	1531	15.0	116-292	.397	38-123	.309	75-96	.781	78-297-375	3.8	91	0.7	124	16	24	345	3.5

TAYLOR SOULE

GRADUATE 5-FOOT-11 FORWARD

West Lebanon, New Hampshire (Kimball Union Academy/Boston College)

#13



SEASON/CAREER BESTS

POINTS	Season 24 (2x), last vs. Louisville (1/12/23)
	Career 33, Quinnipiac (3/21/22)
REBOUNDS	Season 7 (3x), last at HPU (12/21/22)
	Career 16 (2x), last vs. Quin (3/21/22)
ASSISTS	Season 5, vs. Wake Forest (1/22/23)
	Career 6, at Syracuse (2/27/22)
BLOCKS	Season 1 (3x), last vs. Duke (2/16/23)
	Career 4, vs. Delaware St. (12/20/19)
STEALS	Season 4, vs. Mount St. Mary's (11/7/22)
	Career 5 (2x), last vs. Pitt (2/15/22)
MINUTES	Season 37, at Tennessee (12/4/22)
	Career 43, vs. NC State (2/10/22)
FIELD GOALS MADE	Season 11, at High Point (12/21/22)
	Career 14, vs. Quinnipiac (3/21/22)
FIELD GOALS ATTEMPTED	Season 18, at High Point (12/21/22)
	Career 21, vs. Pitt (2/25/21)
3-PT. FIELD GOALS MADE	Season 2, vs. Nebraska (12/1/22)
	Career same
3-PT. FIELD GOALS ATTEMPTED	Season 2 (3x), last vs. UNCA (12/11/22)
	Career 2 (4x), last vs. UNCA (12/11/22)
FREE THROWS MADE	Season 6 (3x), last vs. Louisville (1/12/23)
	Career 13, vs. UMass (11/29/20)
FREE THROWS ATTEMPTED	Season 9, vs. Louisville (1/12/23)
	Career 16 (2x), last vs. UMass (11/29/20)

PRIOR TO TECH

- Soule competed for the past four seasons at Boston College where she recorded 1,500 points and earned All-ACC honors in each of the past three years, including a Second Team nod in 2021-22 after averaging 16 points and 5.5 rebounds in 32 minutes of action per contest for the Eagles.
- In 2021-22, Soule led BC to a 21-12 record (10-8 in ACC) as they reached the Round of 16 in the WNIT. She scored in double figures in 30 games, posted 20 points or more nine times and dropped a career-high 33 in the penultimate game of the season vs Quinnipiac.

- For her 123-game career, Soule averages 13.4 points, 5.9 rebounds and shoots .504 from the field. The West Lebanon, New Hampshire native owns 17 career double-doubles and has started in 102 games.

CAREER HONORS (BC & VT)

- **Four-time All-ACC (First Team 2021, Second Team 2020, 2022, 2023).**
- 2020 ACC Most Improved Player.

PERSONAL

- Born on Jan. 5, she is the daughter of Kate Soule and John McDermott.
- Earned a degree in communications from BC.

2022-23 GAME-BY-GAME STATS

OPPONENT	DATE	GP	GS	MIN	FG-FGA	PCT	3FG-FGA	PCT	FT-FTA	PCT	OFF	DEF	TOT	A	T/O	BLK	STL	PTS
Mount St. Mary's	Nov. 7	Y	Y	27:23	4-6	.666	0-2	.000	6-6	1.000	4	1	5	2	3	0	4	14
Bucknell	Nov. 11	Y	Y	25:47	2-8	.250	0-1	.000	2-4	.500	4	0	4	1	0	0	1	6
USC Upstate	Nov. 14	Y	Y	19:41	4-6	.666	0-2	.000	2-3	.666	4	2	6	4	1	0	2	10
vs. Kentucky	Nov. 21	Y	Y	26:29	7-12	.583	0-0	.000	1-1	1.000	5	2	7	1	3	0	1	15
vs. Missouri	Nov. 23	Y	Y	20:54	1-3	.333	0-1	.000	2-2	1.000	3	1	4	1	0	0	0	4
Longwood	Nov. 27	Y	Y	22:22	3-6	.500	0-0	.000	3-5	.600	4	2	6	1	2	0	0	9
Nebraska	Dec. 1	Y	Y	30:50	6-9	.666	2-2	1.000	4-4	1.000	3	2	5	1	2	0	0	18
at Tennessee	Dec. 4	Y	Y	36:59	2-4	.500	0-1	.000	0-1	.000	4	3	7	4	0	0	1	4
at Boston College*	Dec. 7	Y	Y	27:47	4-7	.571	1-1	1.000	0-0	.000	3	2	5	2	3	0	0	9
UNC Asheville	Dec. 11	Y	Y	27:03	7-10	.700	1-2	.500	6-7	.857	3	2	5	2	1	0	1	21
Notre Dame*	Dec. 18	Y	Y	34:18	2-13	.153	0-1	.000	1-2	.500	3	3	6	0	3	1	1	5
at High Point	Dec. 21	Y	Y	31:56	11-18	.611	0-1	.000	2-3	.666	4	3	7	2	0	0	2	24
at Clemson*	Dec. 29	Y	Y	30:25	3-5	.600	0-1	.000	3-4	.750	3	3	6	4	1	0	0	9
North Carolina*	Jan. 1	Y	Y	19:28	2-5	.400	1-1	1.000	0-0	.000	4	1	5	1	4	1	0	5
Virginia*	Jan. 5	Y	Y	37:23	8-17	.470	0-2	.000	2-4	.500	3	7	10	2	2	0	0	18
at Miami*	Jan. 8	Y	Y	20:45	3-7	.428	0-1	.000	1-1	1.000	3	1	4	1	3	0	2	7
Louisville*	Jan. 12	Y	Y	27:28	9-14	.642	0-0	.000	6-9	.666	1	1	2	1	3	0	1	24
at Pitt*	Jan. 19	Y	Y	30:52	5-10	.500	0-1	.000	2-2	1.000	8	3	11	0	3	0	0	12
Wake Forest*	Jan. 22	Y	Y	31:58	5-9	.555	0-0	.000	6-7	.857	5	3	8	5	1	0	0	16
at Duke*	Jan. 26	Y	Y	37:14	6-11	.545	1-1	1.000	6-8	.750	2	2	4	0	2	0	2	19
at Virginia*	Jan. 29	Y	Y	19:24	2-4	.500	0-0	.000	5-6	.833	0	5	5	2	2	0	0	9
Syracuse*	Feb. 2	Y	Y	23:32	6-11	.545	0-0	.000	0-2	.000	1	4	5	2	2	0	1	12
at NC State*	Feb. 6	Y	Y	34:33	1-5	.200	0-1	.000	0-0	.000	1	5	6	1	2	0	3	2
Florida State*	Feb. 12	Y	Y	35:27	6-8	.750	0-1	.000	6-7	.857	1	3	4	3	2	0	1	18
Duke*	Feb. 16	Y	Y	34:06	3-7	.428	0-0	.000	5-7	.714	3	5	8	1	0	1	3	11
NC State*	Feb. 19	Y	Y	31:24	6-8	.750	0-1	.000	0-1	.000	0	1	1	1	1	0	0	12
at North Carolina*	Feb. 23	Y	Y	31:20	1-4	.250	0-0	.000	0-2	.000	3	4	7	1	2	2	0	2
at Georgia Tech*	Feb. 26	Y	Y	26:08	2-7	.285	0-1	.000	0-0	.000	2	5	7	2	2	0	1	4

PRODUCTION TRACKER

	This Season	Career
Scored 10+ Points	15	90
Scored 20+ Points	3	28
Scored 30+ Points	-	1
Led Tech in Scoring	3	same
Had 10+ Rebounds	2	22
Led Tech in Rebounds	3	same
Shot over 50% on FG	15	76
Had a Double-Double	2	19
Had 5+ Assists	1	6
Had Multiple Blocks	-	7



CAREER STATS

	GP-GS	MIN	AVG	FG-FGA	FG%	3FG-FGA	3FG%	FT-FTA	FT%	OFF-DEF-TOT	AVG	AST	AVG	TO	BLK	STL	PTS	AVG
2018-19	29-20	633	21.8	84-156	.538	0-1	.000	61-99	.677	60-53-113	3.9	39	1.3	56	11	24	229	7.9
2019-20	32-30	879	27.5	163-302	.540	0-5	.000	139-193	.611	97-148-245	7.7	42	1.3	66	14	38	465	14.5
2020-21	19-19	559	31.5	111-258	.430	1-7	.143	76-101	.781	68-65-133	7.0	32	1.7	36	5	24	299	15.7
2021-22	33-33	1064	32.2	202-394	.513	2-11	.182	123-180	.619	94-86-180	5.5	81	2.5	83	7	48	529	16.0
2022-23	28-28	803	28.6	121-234	.517	6-23	.261	71-98	.724	84-76-160	5.7	48	1.8	50	3	31	319	11.4
TOTAL	141-130	3978	28.0	681-1344	.507	9-47	.192	470-671	.700	403-428-831	5.9	242	1.7	291	40	165	1841	13.1

MADDIE VEJSICKY

FRESHMAN 6-FOOT-0 GUARD

Newark, Ohio (Newark) • Majoring in fashion merchandising

#14



SEASON/CAREER BESTS

POINTS

Season 3, vs. UNC Asheville (12/11/22)
Career same

REBOUNDS

Season 2, vs. USC Upstate (11/14/22)
Career same

ASSISTS

Season -
Career same

BLOCKS

Season -
Career same

STEALS

Season 1, vs. USC Upstate (11/14/22)
Career same

MINUTES

Season 4 (2x), last vs. UNCA (12/11/22)
Career same

FIELD GOALS MADE

Season 1, vs. UNC Asheville (12/11/22)
Career same

FIELD GOALS ATTEMPTED

Season 2, vs. UNC Asheville (12/11/22)
Career same

3-PT. FIELD GOALS MADE

Season 1, vs. UNC Asheville (12/11/22)
Career same

3-PT. FIELD GOALS ATTEMPTED

Season 1 (4x), last vs. UNCA (12/11/22)
Career same

FREE THROWS MADE

Season -
Career same

FREE THROWS ATTEMPTED

Season -
Career same

PRIOR TO TECH

- A three-year letter winner at Newark High School, she has been named to the conference's First Team, earned MVP honors at the Title Nine Tournament and has led her squad to a State Final Four and Championship game appearance. She owns a personal best 10 3-pointers in a single game and has the program record for 3's in a single season.
- Dan Olson from Collegiate Basketball Report ranks her 106 nationally and 20th at her position.

QUOTING COACH BROOKS


- "Maddie is a very talented combo guard that will add depth to our guard group. Maddie is a knockdown shooter with crafty ball handling skills. Her work ethic and winning mentality stood out to me immediately during the recruiting process. Maddie will be a great addition to our backcourt."

2022-23 GAME-BY-GAME STATS

OPPONENT	DATE	GP	GS	MIN	FG-FGA	PCT	3FG-FGA	PCT	FT-FTA	PCT	OFF	DEF	TOT	A	T/O	BLK	STL	PTS
Mount St. Mary's	Nov. 7	DNP		0	0-0	.000	0-0	.000	0-0	.000	0	0	0	0	0	0	0	0
Bucknell	Nov. 11	Y	N	1:45	0-1	.000	0-1	.000	0-0	.000	0	0	0	0	0	0	0	0
USC Upstate	Nov. 14	Y	N	3:37	0-1	.000	0-1	.000	0-0	.000	1	1	2	0	2	0	1	0
vs. Kentucky	Nov. 21	DNP																
vs. Missouri	Nov. 23	DNP																
Longwood	Nov. 27	Y	N	2:32	0-1	.000	0-1	.000	0-0	.000	0	0	0	0	0	0	0	0
Nebraska	Dec. 1	DNP																
at Tennessee	Dec. 4	DNP																
at Boston College*	Dec. 7	DNP																
UNC Asheville	Dec. 11	Y	N	3:47	1-2	.500	1-1	1.000	0-0	.000	0	1	1	1	0	0	0	3
Notre Dame*	Dec. 18	DNP																
at High Point	Dec. 21	Y	N	1:46	0-0	.000	0-0	.000	2-2	1.000	0	0	0	0	0	0	0	0
at Clemson*	Dec. 29	DNP																
North Carolina*	Jan. 1	DNP																
Virginia*	Jan. 5	DNP																
at Miami*	Jan. 8	DNP																
Louisville*	Jan. 12	DNP																
at Pitt*	Jan. 19	DNP																
Wake Forest*	Jan. 22	DNP																
at Duke*	Jan. 26	DNP																
at Virginia*	Jan. 29	DNP																
Syracuse*	Feb. 2	DNP																
at NC State*	Feb. 6	DNP																
Florida State*	Feb. 12	DNP																
Duke*	Feb. 16	DNP																
NC State*	Feb. 19	Y	N	00:21	0-0	.000	0-0	.000	0-0	.000	0	1	1	0	0	0	0	0
at North Carolina*	Feb. 23	DNP																
at Georgia Tech*	Feb. 26	DNP																

PRODUCTION TRACKER

	This Season	Career
Scored 10+ Points	0	0
Scored 20+ Points	0	0
Scored 30+ Points	0	0
Led Tech in Scoring	0	0
Made 5+ 3FGs	0	0
Led Tech in 3FGM	0	0
Shot over 40% on 3FG	1	0
Had a Double-Double	0	0
Had 5+ Assists	0	0
Had Multiple Steals	0	0



CAREER STATS

	GP-GS	MIN	AVG	FG-FGA	FG%	3FG-FGA	3FG%	FT-FTA	FT%	OFF-DEF-TOT	AVG	AST	AVG	TO	BLK	STL	PTS	AVG
2022-23	6-0	15	2.5	1-5	.200	1-4	.250	2-2	1.000	1-3-4	0.7	0	0.0	2	0	1	5	0.8
TOTAL	5-0	15	2.5	1-5	.200	1-4	.250	2-2	1.000	1-3-4	0.6	0	0.0	2	0	1	5	0.8

ASHLEY OWUSU

SENIOR 6-FOOT-0 GUARD

Woodbridge, VA (Paul VI/Maryland)

#15



SEASON/CAREER BESTS

POINTS

Season 21, vs. Longwood (11/27/22)
Career 34, at Penn State (12/31/20)

REBOUNDS

Season 6, vs. Kentucky (11/21/22)
Career 10 (2x), last at Mich. St. (1/7/21)

ASSISTS

Season 4, vs. Mount St. Mary's (11/7/22)
Career 12, vs. Iowa (2/23/21)

BLOCKS

Season -
Career 2, at Minnesota (1/14/21)

STEALS

Season 1 (3x), last vs. Nebraska (12/1/22)
Career 4, at Minnesota (3/1/21)

MINUTES

Season 33, vs. Kentucky (11/21/22)
Career 40, at Ohio St. (1/25/21)

FIELD GOALS MADE

Season 7, vs. Longwood (11/27/22)
Career 15, at Penn St. (12/31/20)

FIELD GOALS ATTEMPTED

Season 12, vs. Kentucky (11/21/22)
Career 24, at Ohio St. (1/25/21)

3-PT. FIELD GOALS MADE

Season 4, vs. Longwood (11/27/22)
Career 4, vs. Longwood (11/27/22)

3-PT. FIELD GOALS ATTEMPTED

Season 5, vs. Longwood (11/27/22)
Career 6, vs. Wagner (11/5/19)

FREE THROWS MADE

Season 4, vs. Bucknell (11/11/22)
Career 12, vs. Miami (12/2/21)

FREE THROWS ATTEMPTED

Season 16, vs. Kentucky (11/21/22)
Career 14, vs. Miami (12/2/21)

PRIOR TO TECH

- Owusu starred at Maryland for three years where she was a 1,200-point scorer, Ann Meyers Drysdale Award winner and two-time AP All-American.
- In 2021-22 she averaged 14.3 points, 3.1 rebounds and 3.6 assists while shooting 42% from the field. She scored in double figures in 20 of 27 games played and registered eight 20-point games, scoring a season-high 30 points vs. Stanford in November. She was named to the Big Ten's Second Team.
- For her UMD career: 14.6 ppg, 4.2 rebounds, 5.0 assists and shoots 76% from the free throw line.

CAREER HONORS (MARYLAND)

- Ann Meyers Drysdale Award Winner 2021.
- AP All-American (3rd Team 2021 and Honorable Mention 2022).
- Three-time All-Big Ten (1st 2021 and 2nd 2020 and 2022).
- Big Ten Freshman of the Year 2020.
- Big Ten Tournament MVP (2020 and 2021).
- Wade Watch List 2020 and 2021.
- Wooden Award Watch List 2021.

PERSONAL

- She is the daughter of Betty McCurdy and Emmanuel Owusu.

2022-23 GAME-BY-GAME STATS

OPPONENT	DATE	GP	GS	MIN	FG-FGA	PCT	3FG-FGA	PCT	FT-FTA	PCT	OFF	DEF	TOT	A	T/O	BLK	STL	PTS
Mount St. Mary's	Nov. 7	Y	Y	27:40	4-8	.500	0-0	.000	1-3	.333	1	1	2	4	4	0	1	9
Bucknell	Nov. 11	Y	Y	27:21	2-9	.222	1-1	1.000	4-4	1.000	3	0	3	2	2	0	1	9
USC Upstate	Nov. 14	Y	Y	19:01	5-11	.454	0-2	.000	0-0	.000	0	2	2	2	1	0	0	10
vs. Kentucky	Nov. 21	Y	Y	32:52	6-12	.500	1-2	.500	3-6	.500	3	3	6	2	3	0	0	16
vs. Missouri	Nov. 23	Y	Y	26:06	3-6	.500	0-0	.000	0-0	.000	2	1	3	2	2	0	0	6
Longwood	Nov. 27	Y	Y	25:53	7-8	.875	4-5	.800	3-3	1.000	0	2	2	0	2	0	0	21
Nebraska	Dec. 1	Y	Y	8:01	0-0	.000	0-0	.000	2-2	1.000	0	1	1	0	0	0	1	2
at Tennessee	Dec. 4	DNP																
at Boston College*	Dec. 7	DNP																
UNC Asheville	Dec. 11	DNP																
Notre Dame*	Dec. 18	DNP																
at High Point	Dec. 21	DNP																
at Clemson*	Dec. 29	DNP																
North Carolina*	Jan. 1	DNP																
Virginia*	Jan. 5	DNP																
at Miami*	Jan. 8	DNP																
Louisville*	Jan. 12	DNP																
at Pitt*	Jan. 19	Y	N	21:35	2-8	.250	1-4	.250	0-0	.000	0	1	1	2	0	0	0	5
Wake Forest*	Jan. 22	Y	N	15:11	1-6	.166	1-1	1.000	1-2	.500	1	1	2	1	0	0	0	4
at Duke*	Jan. 26	Y	N	7:11	0-2	.000	0-0	.000	0-0	.000	0	0	0	0	1	0	1	0
at Virginia*	Jan. 29	Y	N	19:04	1-4	.250	0-0	.000	2-2	1.000	1	1	2	2	1	0	0	4
Syracuse*	Feb. 2	Y	N	3:32	0-0	.000	0-0	.000	0-0	.000	0	0	0	0	0	0	0	0
at NC State*	Feb. 6	Y	N	8:02	0-1	.000	0-0	.000	0-0	.000	0	1	1	1	2	0	0	0
Florida State*	Feb. 12	Y	N	4:54	0-1	.000	0-0	.000	0-0	.000	0	0	0	0	1	0	0	0
Duke*	Feb. 16	Y	N	3:33	0-1	.000	0-0	.000	0-0	.000	0	1	1	0	0	0	0	0
NC State*	Feb. 19	Y	N	1:57	0-0	.000	0-0	.000	0-0	.000	0	0	0	0	0	0	0	0
at North Carolina*	Feb. 23	DNP																
at Georgia Tech*	Feb. 26	Y	N	5:02	0-2	.000	0-0	.000	0-0	.000	0	0	0	0	1	0	1	0

PRODUCTION TRACKER

	This Season	Career
Scored 10+ Points	3	73
Scored 20+ Points	1	22
Scored 30+ Points	0	3
Led Tech in Scoring	0	same
Made 5+ 3FGs	0	0
Led Tech in 3FGM	1	same
Shot over 40% on 3FG	3	21
Had a Double-Double	0	6
Had 5+ Assists	0	53
Had Multiple Steals	0	32



CAREER STATS

	GP-GS	MIN	AVG	FG-FGA	FG%	3FG-FGA	3FG%	FT-FTA	FT%	OFF-DEF-TOT	AVG	AST	AVG	TO	BLK	STL	PTS	AVG
2019-20	32-16	860	26.8	144-323	.445	13-42	.309	82-112	.732	32-91-123	3.8	174	5.4	78	5	47	383	11.9
2020-21	29-29	901	31.0	199-404	.492	11-38	.289	109-143	.762	42-121-163	5.6	171	5.8	76	6	37	518	17.8
2021-22	27-25	782	28.9	139-328	.423	13-32	.406	94-118	.796	33-51-84	3.1	99	3.6	60	2	25	385	14.2
2022-23	17-7	257	15.1	31-79	.392	8-15	.533	16-22	.727	11-15-26	1.7	17	1.4	20	1	5	86	5.1
TOTAL	105-78	2802	26.8	513-1134	.452	45-127	.354	301-395	.762	118-278-396	3.7	461	4.6	234	14	114	1372	13.0

CAYLA KING

JUNIOR 6-FOOT-0 GUARD

Greensboro, NC (Northwest Guilford) • Majoring in human nutrition, foods and exercise

#22



SEASON/CAREER BESTS

POINTS

Season 33, vs. Mount St. Mary's (11/7/22)
Career 33, vs. Mount St. Mary's (11/7/22)

REBOUNDS

Season 8, vs. UNC (1/1/23)
Career 8 (2x), last vs. UNC (1/1/23)

ASSISTS

Season 4, vs. Syracuse (2/2/23)
Career 4 (5x), last vs. Cuse (2/2/23)

BLOCKS

Season 1 (6x), last vs. NC ST (2/19/23)
Career 1 (18x), last vs. NC ST (2/19/23)

STEALS

Season 3, at Tennessee (12/4/22)
Career 4, vs. Boston College (2/6/22)

MINUTES

Season 39, vs. Nebraska (12/1/22)
Career 40, vs. NC State (3/5/21)

FIELD GOALS MADE

Season 10, vs. Mount St. Mary's (11/7/22)
Career 10, vs. Mount St. Mary's (11/7/22)

FIELD GOALS ATTEMPTED

Season 17, vs. Mount St. Mary's (11/7/22)
Career 17, vs. Mount St. Mary's (11/7/22)

3-PT. FIELD GOALS MADE

Season 9, vs. Mount St. Mary's (11/7/22)
Career 9, vs. Mount St. Mary's (11/7/22)

3-PT. FIELD GOALS ATTEMPTED

Season 16, vs. Mount St. Mary's (11/7/22)
Career 16, vs. Mount St. Mary's (11/7/22)

FREE THROWS MADE

Season 9, at Miami (1/8/23)
Career 9, at Miami (1/8/23)

FREE THROWS ATTEMPTED

Season 11, at Miami (1/8/23)
Career 11, at Miami (1/8/23)

CAREER HONORS

- Third all-time at VT in 3FG with 210
- Two-time ACC All-Academic Team

2021-22 (JUNIOR)

- Scored 10+ five times (VT was 5-0 in those games).
- Made 59 3's, seventh-most in the ACC.

2020-21 (SOPHOMORE)

- Started 23 of 25 contests and averaged 8.7 points and 3.0 rebounds.
- One of the best shooters in the league, she made 60 3-pointers while shooting 38.5% from beyond the arc.
- Dropped 29 points and hit seven 3's in Tech's home win over Pitt on December 10, 2020. That game

was her first career ACC start.

2019-20 (FRESHMAN)

- Played in all 30 games averaging 2.9 points and 1.3 rebounds.
- Scored a career-best nine points on 3-4 shooting beyond the arc in the win against Rice at the Coqui Classic in Puerto Rico.

PERSONAL

- Born on Jan. 9, King is the daughter of Tom and Elda King. She has one brother, Ryan King.
- King is enrolled in human nutrition, foods and exercise.

2022-23 GAME-BY-GAME STATS

OPPONENT	DATE	GP	GS	MIN	FG-FGA	PCT	3FG-FGA	PCT	FT-FTA	PCT	OFF	DEF	TOT	A	T/O	BLK	STL	PTS
Mount St. Mary's	Nov. 7	Y	Y	23:29	10-17	.588	9-16	.562	4-5	.800	2	2	4	2	0	1	0	33
Bucknell	Nov. 11	Y	Y	30:52	3-6	.500	2-5	.400	0-0	.000	1	4	5	1	0	1	2	8
USC Upstate	Nov. 14	Y	Y	23:14	3-8	.375	3-7	.428	0-0	.000	1	1	2	0	1	1	0	9
vs. Kentucky	Nov. 21	Y	Y	17:25	1-2	.500	1-2	.500	0-0	.000	0	1	1	1	1	0	0	3
vs. Missouri	Nov. 23	Y	Y	26:49	2-5	.400	1-4	.250	0-0	.000	1	2	3	2	2	0	1	5
Longwood	Nov. 27	Y	Y	26:44	2-8	.250	2-7	.285	0-0	.000	0	4	4	1	0	1	0	6
Nebraska	Dec. 1	Y	Y	38:57	3-6	.500	3-6	.500	0-1	.000	0	1	1	0	0	0	0	9
at Tennessee	Dec. 4	Y	Y	31:38	4-10	.400	3-8	.375	0-0	.000	0	2	2	1	1	0	3	11
at Boston College*	Dec. 7	Y	Y	39:12	5-8	.625	5-8	.625	1-1	1.000	1	2	3	2	1	0	1	16
UNC Asheville	Dec. 11	Y	Y	26:48	4-7	.571	4-6	.666	0-1	.000	0	2	2	2	0	1	2	12
Notre Dame*	Dec. 18	Y	Y	32:42	0-5	.000	0-5	.000	0-0	.000	1	2	3	2	1	0	1	0
at High Point	Dec. 21	Y	Y	28:22	0-4	.000	0-4	.000	0-0	.000	0	2	2	1	1	1	0	0
at Clemson*	Dec. 29	Y	Y	36:45	5-12	.416	5-11	.454	0-2	.000	2	4	6	2	1	0	2	15
North Carolina*	Jan. 1	Y	Y	36:31	3-8	.375	3-7	.428	3-3	1.000	4	4	8	1	1	1	1	12
Virginia*	Jan. 5	Y	Y	34:10	3-7	.428	3-6	.500	0-0	.000	2	0	2	3	0	1	1	9
at Miami*	Jan. 8	Y	Y	35:14	0-4	.000	0-3	.000	9-11	.818	1	2	3	1	1	0	0	9
Louisville*	Jan. 12	Y	Y	33:23	1-7	.142	0-6	.000	0-0	.000	0	2	2	1	1	1	1	2
at Pitt*	Jan. 19	Y	Y	28:31	1-7	.142	1-7	.143	0-0	.000	0	2	2	1	1	0	1	3
Wake Forest*	Jan. 22	Y	Y	24:35	0-6	.000	0-5	.000	1-2	.500	2	3	5	2	1	0	0	1
at Duke*	Jan. 26	Y	Y	27:11	3-3	1.000	3-3	1.000	0-0	.000	0	1	1	1	1	0	0	9
at Virginia*	Jan. 29	Y	Y	28:37	2-4	.500	2-4	.500	1-2	.500	1	0	1	1	0	0	0	7
Syracuse*	Feb. 2	Y	Y	37:03	5-11	.454	5-11	.454	4-4	1.000	2	5	7	4	1	2	1	19
at NC State*	Feb. 6	Y	Y	29:13	3-6	.500	3-5	.600	1-1	1.000	1	2	3	0	0	0	1	10
Florida State*	Feb. 12	Y	Y	35:29	4-12	.333	4-12	.333	0-0	.000	0	4	4	0	0	1	0	12
Duke*	Feb. 16	Y	Y	31:11	1-2	.500	1-1	1.000	0-0	.000	0	4	4	1	1	0	1	3
NC State*	Feb. 19	Y	Y	26:34	1-3	.333	0-2	.000	0-0	.000	0	3	3	2	0	1	0	2
at North Carolina*	Feb. 23	Y	Y	19:11	1-6	.166	0-4	.000	2-2	1.000	1	4	5	2	2	0	0	4
at Georgia Tech*	Feb. 26	Y	Y	32:21	2-5	.400	2-5	.400	4-4	1.000	0	0	0	2	0	0	1	10

PRODUCTION TRACKER

	This Season	Career
Scored 10+ Points	10	24
Scored 20+ Points	1	2
Scored 30+ Points	1	1
Led Tech in Scoring	2	3
Made 5+ 3FGs	4	8
Led Tech in 3FGM	9	22
Shot over 40% on 3FG	16	24
Had a Double-Double	0	0
Had 5+ Assists	0	0
Had Multiple Steals	2	11



CAREER STATS

	GP-GS	MIN	AVG	FG-FGA	FG%	3FG-FGA	3FG%	FT-FTA	FT%	OFF-DEF-TOT	AVG	AST	AVG	TO	BLK	STL	PTS	AVG
2019-20	30-0	413	13.7	28-90	.311	26-80	.325	5-7	.714	21-19-40	1.3	13	0.4	17	3	9	87	2.9
2020-21	25-23	773	30.9	66-171	.386	60-156	.385	25-32	.781	20-55-75	3.0	29	1.2	19	6	18	217	8.7
2021-22	30-29	830	27.6	67-171	.392	59-148	.398	17-20	.850	20-68-88	2.9	47	1.5	25	5	21	210	7.0
2022-23	28-28	843	30.1	72-189	.381	65-170	.382	30-39	.769	23-65-88	3.1	40	1.4	19	13	20	239	8.5
TOTAL	113-80	2857	24.9	233-621	.375	210-554	.379	77-98	.786	84-207-291	2.6	129	1.1	80	27	68	753	6.7

KAYANA TRAYLOR

R-SENIOR 5-FOOT-9 GUARD

Martinsville, IND (Martinsville/Purdue) • Majoring in criminology

#23



SEASON/CAREER BESTS

POINTS

Season 25, at Virginia (1/29/23)
Career 31, at Michigan State (2/21/21)

REBOUNDS

Season 10, vs. Longwood (11/27/22)
Career 10, vs. Longwood (11/27/22)

ASSISTS

Season 7 (2x), last at HPU (12/21/22)
Career 9, vs. Northern Illinois (11/24/19)

BLOCKS

Season 2, vs. Louisville (1/12/23)
Career 2 (4x), last vs. Louisville (1/12/23)

STEALS

Season 3 (2x), last vs. vs. USC Upstate (11/14/22)
Career 4, at Indiana (3/3/19)

MINUTES

Season 36, at Tennessee (12/4/22)
Career 40, vs. Iowa (3/10/21)

FIELD GOALS MADE

Season 9, at Virginia (1/29/23)
Career 10, at Michigan State (2/21/21)

FIELD GOALS ATTEMPTED

Season 15, at Virginia (1/29/23)
Career 20, at Michigan State (2/21/21)

3-PT. FIELD GOALS MADE

Season 4, at North Carolina (2/23/23)
Career 4 (3x), last at UNC (2/23/23)

3-PT. FIELD GOALS ATTEMPTED

Season 6 (3x), last at Virginia (1/29/23)
Career 7 (4x)

FREE THROWS MADE

Season 9, vs. Longwood (11/27/22)
Career 10, at Michigan State (2/21/21)

FREE THROWS ATTEMPTED

Season 12, vs. Longwood (11/27/22)
Career 13, at Michigan State (2/21/21)

CAREER STATS

	GP-GS	MIN	AVG	FG-FGA	FG%	3FG-FGA	3FG%	FT-FTA	FT%	OFF-DEF-TOT	AVG	AST	AVG	TO	BLK	STL	PTS	AVG
2018-19	33-22	846	25.6	68-178	.382	17-60	.283	64-90	.711	15-49-64	1.9	119	3.7	88	7	32	217	6.6
2019-20	32-25	783	24.5	67-169	.396	18-54	.333	58-79	.734	10-58-68	2.1	109	3.2	91	2	19	210	6.6
2020-21	23-23	802	34.9	111-287	.387	26-91	.286	96-120	.800	12-52-64	2.8	90	3.9	69	5	27	344	15.0
2021-22	33-11	886	26.8	105-240	.437	32-97	.329	102-125	.816	13-65-78	2.3	58	1.7	43	0	20	344	10.4
2022-23	27-21	818	30.2	97-230	.421	31-89	.348	76-97	.783	14-70-84	3.1	79	3.0	58	5	29	301	11.2
TOTAL	148-102	4135	27.7	448-1104	.406	124-391	.317	396-511	.775	64-294-358	2.4	448	3.0	349	19	127	1416	9.5

NICKNAME

- Known around the program as "KT"

CAREER HONORS (VIRGINIA TECH)

- Second Team ACC All-Tournament Team
- Scored the 1,000th point of her career Feb. 8, 2022 vs. Clemson.
- **Recorded first career double-double. Longwood on Nov. 27, 2022 (11 points, 10 rebounds).**

CAREER HONORS (PURDUE)

- Appeared in 88 games with 70 starts. Averaged 8.8 points, 3.5 assists and 2.2 rebounds over 27.6 minutes per game

- Ranks 17th in program history with 311 assists.
- Second Team All-Big Ten by the coaches and Honorable Mention All-Big Ten by the media.
- Two-time Academic All-Big Ten honoree.

2021-22 (SENIOR)

- Made 11 starts, scoring 10.4 points and shooting better than 43% from the field.
- Scored in double figures 19 times, leading Tech in scoring three times.

PERSONAL

- Birthday is September 27.
- Sister Ashlyn is a freshman guard at nearby Radford University.

2022-23 GAME-BY-GAME STATS

OPPONENT	DATE	GP	GS	MIN	FG-FGA	PCT	3FG-FGA	PCT	FT-FTA	PCT	OFF	DEF	TOT	A	T/O	BLK	STL	PTS
Mount St. Mary's	Nov. 7	Y	N	18:34	4-8	.500	1-2	.500	2-2	1.000	2	2	4	3	2	0	3	11
Bucknell	Nov. 11	Y	N	28:50	3-7	.428	0-2	.000	3-4	.750	0	4	4	2	2	0	0	9
USC Upstate	Nov. 14	Y	N	25:46	5-9	.550	2-4	.500	5-8	.625	0	2	2	3	1	1	3	17
vs. Kentucky	Nov. 21	Y	N	33:46	3-10	.300	0-4	.000	3-4	.750	0	7	7	7	2	0	1	9
vs. Missouri	Nov. 23	Y	N	31:43	5-9	.550	1-2	.500	7-8	.875	1	5	6	4	0	0	1	18
Longwood	Nov. 27	Y	N	24:53	1-9	.111	0-5	.000	9-12	.750	0	10	10	5	2	1	2	11
Nebraska	Dec. 1	DNP																
at Tennessee	Dec. 4	Y	Y	35:13	7-11	.636	2-5	.400	2-2	1.000	0	3	3	0	4	0	0	18
at Boston College*	Dec. 7	Y	Y	19:44	4-9	.444	1-3	.333	0-1	.000	1	0	1	1	4	0	0	9
UNC Asheville	Dec. 11	Y	Y	26:28	4-12	.333	1-3	.333	1-2	.500	1	1	2	3	0	1	1	10
Notre Dame*	Dec. 18	Y	Y	36:35	3-12	.250	2-6	.333	1-2	.500	0	2	2	2	1	1	0	9
at High Point	Dec. 21	Y	Y	34:44	7-10	.700	3-6	.500	5-5	1.000	0	3	3	7	1	0	1	22
at Clemson*	Dec. 29	Y	Y	31:16	0-9	.000	0-4	.000	2-4	.500	1	3	4	3	4	0	3	2
North Carolina*	Jan. 1	Y	Y	26:12	1-4	.250	0-2	.000	1-1	1.000	0	3	3	5	1	0	1	3
Virginia*	Jan. 5	Y	Y	37:28	4-9	.444	1-3	.333	6-6	1.000	2	1	3	4	3	0	2	15
at Miami*	Jan. 8	Y	Y	34:03	3-6	.500	1-2	.500	3-4	.750	0	0	0	0	2	0	1	9
Louisville*	Jan. 12	Y	Y	31:33	6-9	.666	3-4	.750	2-2	1.000	1	2	3	0	2	2	1	17
at Pitt*	Jan. 19	Y	Y	28:41	3-7	.428	1-5	.200	6-7	.857	0	1	1	5	0	0	0	13
Wake Forest*	Jan. 22	Y	Y	35:06	2-6	.333	0-0	.000	2-3	.667	0	2	2	1	1	0	2	6
at Duke*	Jan. 26	Y	Y	25:53	3-8	.375	1-1	1.000	2-3	.667	1	0	1	2	2	0	0	9
at Virginia*	Jan. 29	Y	Y	32:22	9-15	.600	3-6	.500	4-4	1.000	0	1	1	2	2	0	2	25
Syracuse*	Feb. 2	Y	Y	28:55	0-5	.000	0-1	.000	3-4	.750	1	0	1	5	3	0	0	3
at NC State*	Feb. 6	Y	Y	29:52	1-3	.333	0-0	.000	2-2	1.000	0	0	0	0	4	0	0	4
Florida State*	Feb. 12	Y	Y	33:39	3-8	.375	2-5	.400	0-0	.000	0	3	3	3	4	0	2	8
Duke*	Feb. 16	Y	Y	30:45	1-4	.250	0-1	.000	2-2	1.000	0	3	3	5	1	0	1	4
NC State*	Feb. 19	Y	Y	24:44	2-6	.333	0-2	.000	2-2	1.000	0	2	2	0	2	0	0	6
at North Carolina*	Feb. 23	Y	Y	35:03	7-13	.538	4-6	.666	2-2	1.000	2	1	3	2	4	0	0	20
at Georgia Tech*	Feb. 26	Y	Y	35:16	6-12	.500	2-5	.400	0-1	.000	0	7	7	5	4	0	1	14

PRODUCTION TRACKER

	This Season	VT Career
Scored 10+ Points	13	32
Scored 20+ Points	3	3
Scored 30+ Points	0	0
Led Tech in Scoring	4	7
Made 5+ 3FGs	0	0
Led Tech in 3FGM	5	9
Shot over 40% on 3FG	10	23
Had a Double-Double	1	1
Had 5+ Assists	7	7
Had Multiple Steals	6	9





SEASON/CAREER BESTS

POINTS

Season 4, vs. USC Upstate (11/14/22)
Career 19, vs. Syracuse (12/20/20)

REBOUNDS

Season 6, vs. USC Upstate (11/14/22)
Career 16, vs. UMass (11/29/20)

ASSISTS

Season -
Career 3, vs. Louisville (2/4/21)

BLOCKS

Season 1, vs. Longwood (11/27/22)
Career 2, vs. UMass Lowell (11/5/19)

STEALS

Season -
Career 3, vs. Bryant (12/6/18)

MINUTES

Season 12 (2x), last vs. UNCA (12/11/22)
Career 34, vs. UMass (11/29/20)

FIELD GOALS MADE

Season 2, vs. USC Upstate (11/14/22)
Career 7, vs. UMass (11/29/20)

FIELD GOALS ATTEMPTED

Season 3, vs. USC Upstate (11/14/22)
Career 9 (3x), last vs. Syr. (12/20/20)

3-PT. FIELD GOALS MADE

Season -
Career NEVER

3-PT. FIELD GOALS ATTEMPTED

Season -
Career 1, vs. UMass (11/29/20)

FREE THROWS MADE

Season 2, vs. UNC Asheville (12/11/22)
Career 9, vs. Syracuse (12/20/20)

FREE THROWS ATTEMPTED

Season 2, vs. UNC Asheville (12/11/22)
Career 9, vs. Syracuse (12/20/20)

CAREER STATS

	GP-GS	MIN	AVG	FG-FGA	FG%	3FG-FGA	3FG%	FT-FTA	FT%	OFF-DEF-TOT	AVG	AST	AVG	TO	BLK	STL	PTS	AVG
2018-19	22-0	135	6.1	22-48	.458	0-0	.000	7-14	.500	22-22-44	2.0	1	0.04	13	1	6	51	2.3
2019-20	20-0	68	3.4	5-17	.294	0-0	.000	11-18	.611	10-17-27	1.3	1	0.05	6	3	2	21	1.0
2020-21	19-17	334	17.5	35-79	.443	0-1	.000	25-32	.781	50-56-106	5.5	10	0.52	24	4	6	95	5.0
2021-22	30-1	182	6.0	26-44	.590	0-0	.000	13-21	.619	15-24-39	1.3	6	0.20	13	2	1	65	2.2
2022-23	11-0	52	4.7	4-7	.571	0-0	.000	2-2	1.000	6-10-16	1.5	0	0.0	3	1	0	10	0.9
TOTAL	102-19	774	7.2	92-195	.472	0-1	.000	58-87	.667	103-129-232	2.3	18	0.2	59	11	15	242	2.5

PRIOR TO TECH

- Played for four years at Boston College where she played in 91 career games, tallying a career-high 19 points in 2020 against Syracuse and she secured 16 rebounds vs. UMass that same season.
- In 2021-22, Ford played in 30 games, starting once. She averaged 2.2 points, 1.3 rebounds and shot 59% from the field.
- Earned a degree in international studies with a concentration in global cultures at BC. She has been inspired by her father who works for the State Department and she lived abroad for 12 years.

PERSONAL

- She is the daughter of Anne-Marie and Rodney Ford.

QUOTING COACH BROOKS

- We are extremely excited to add Clara and her family to our team. She will add much needed depth to our front court and her maturity and leadership qualities will be an asset for our group.

2022-23 GAME-BY-GAME STATS

OPPONENT	DATE	GP	GS	MIN	FG-FGA	PCT	3FG-FGA	PCT	FT-FTA	PCT	OFF	DEF	TOT	A	T/O	BLK	STL	PTS
Mount St. Mary's	Nov. 7	Y	N	8:48	0-0	.000	0-0	.000	0-0	.000	0	2	2	0	1	0	0	0
Bucknell	Nov. 11	Y	N	1:45	0-0	.000	0-0	.000	0-0	.000	0	0	0	0	0	0	0	0
USC Upstate	Nov. 14	Y	N	11:35	2-3	.666	0-0	.000	0-0	.000	3	3	6	0	0	0	0	4
vs. Kentucky	Nov. 21	DNP																
vs. Missouri	Nov. 23	Y	N	00:44	0-0	.000	0-0	.000	0-0	.000	0	0	0	0	0	0	0	0
Longwood	Nov. 27	Y	N	6:09	1-2	.500	0-0	.000	0-0	.000	1	2	3	0	0	1	0	2
Nebraska	Dec. 1	DNP																
at Tennessee	Dec. 4	DNP																
at Boston College*	Dec. 7	Y	N	1:54	1-1	1.000	0-0	.000	0-0	.000	0	0	0	0	0	0	0	2
UNC Asheville	Dec. 11	Y	N	4:29	0-0	.000	0-0	.000	2-2	1.000	0	3	3	0	2	0	0	2
Notre Dame*	Dec. 18	DNP																
at High Point	Dec. 21	Y	N	6:17	0-1	.000	0-0	.000	0-0	.000	2	0	2	0	0	0	0	0
at Clemson*	Dec. 29	Y	N	1:15	0-0	.000	0-0	.000	0-0	.000	0	0	0	0	0	0	0	0
North Carolina*	Jan. 1	DNP																
Virginia*	Jan. 5	Y	N	1:18	0-0	.000	0-0	.000	0-0	.000	0	0	0	0	0	0	0	0
at Miami*	Jan. 8	DNP																
Louisville*	Jan. 12	DNP																
at Pitt*	Jan. 19	DNP																
Wake Forest*	Jan. 22	DNP																
at Duke*	Jan. 26	DNP																
at Virginia*	Jan. 29	DNP																
Syracuse*	Feb. 2	DNP																
at NC State*	Feb. 6	DNP																
Florida State*	Feb. 12	DNP																
Duke*	Feb. 16	DNP																
NC State*	Feb. 19	Y	N	0:21	0-0	.000	0-0	.000	0-0	.000	0	0	0	0	0	0	0	0
at North Carolina*	Feb. 23	DNP																
at Georgia Tech*	Feb. 26	DNP																

PRODUCTION TRACKER

	This Season	Career
Scored 10+ Points	-	6
Scored 20+ Points	-	0
Scored 30+ Points	-	0
Led Tech in Scoring	-	same
Had 10+ Rebounds	-	4
Led Tech in Rebounds	-	same
Shot over 50% on FG	1	35
Had a Double-Double	-	2
Had 5+ Assists	-	0
Had Multiple Blocks	-	1



ELIZABETH KITLEY

SENIOR 6-FOOT-6 CENTER

Summerfield, NC (Northwest Guilford) • Majoring in human nutrition, foods and exercise

#33



SEASON/CAREER BESTS

POINTS

Season 29, at Georgia Tech (2/26/23)
Career 42, vs. FGCU (3/18/22)

REBOUNDS

Season 20, vs. Notre Dame (12/18/22)
Career 21, vs. Wake Forest (1/17/21)

ASSISTS

Season 7, at High Point (12/21/22)
Career 7, at High Point (12/21/22)

BLOCKS

Season 7, vs. NC State (2/19/23)
Career 8, at Notre Dame (2/20/20)

STEALS

Season 2 (2x), last vs. Longwood (11/27/22)
Career 3 (10x), last vs. Louisville (1/7/20)

MINUTES

Season 40, vs. Notre Dame (12/18/22)
Career 43, vs. NC State (1/28/21)

FIELD GOALS MADE

Season 12, vs. Wake Forest (1/22/23)
Career 17, at George Wash. (11/11/21)

FIELD GOALS ATTEMPTED

Season 21, vs. Nebraska (12/1/22)
Career 27, vs. FGCU (3/18/22)

3-PT. FIELD GOALS MADE

Season 1, vs. Mount St. Mary's (11/7/22)
Career 1 (6x), last vs. Mount St. Mary's (11/7/22)

3-PT. FIELD GOALS ATTEMPTED

Season 1 (3x), last at Tennessee (12/4/22)
Career 2 (2x), last at ND Irish (2/3/22)

FREE THROWS MADE

Season 9, vs. Kentucky (11/21/22)
Career 11, vs. Boston College (2/6/22)

FREE THROWS ATTEMPTED

Season 10, vs. Kentucky (11/21/22)
Career 14, vs. FGCU (3/18/22)

NICKNAME

- Known around the program as "Liz"

CAREER HONORS

- **First in VT history in points (1,917)**
- **First in VT history in FG made (777)**
- **Second in VT history in double-doubles (52)**
- **Fifth in VT history in FT made (357)**
- **Second in VT history in rebounds (1,090)**
- **Second in VT history in blocks (249)**
- Two-time ACC Player of the Year
- Three-time First Team All-ACC member
- Two-time All-Defensive Team member
- Two-time Kay Yow Scholar Athlete of the Year
- Award recipient.
- Two-time Lisa Leslie Award Finalist
- AP Third Team All-American
- Naismith Women's College Player of the Year Semifinalist 2022
- Wooden Award Late Season Top 20 Watch List
- Naismith Defensive Player of the Year Watch List
- 2021 VaSID Player of the Year
- 2021 ACC All-Tournament Team Second Team
- 2020 ACC Freshman of the Year
- Three-time ACC All-Academic Team

2022-23 GAME-BY-GAME STATS

OPPONENT	DATE	GP	GS	MIN	FG-FGA	PCT	3FG-FGA	PCT	FT-FTA	PCT	OFF	DEF	TOT	A	T/O	BLK	STL	PTS
Mount St. Mary's	Nov. 7	Y	Y	27:23	5-7	.714	1-1	1.000	7-7	1.000	1	8	9	1	3	6	0	18
Bucknell	Nov. 11	Y	Y	35:22	10-19	.526	0-0	.000	2-2	1.000	6	7	13	2	1	1	1	22
USC Upstate	Nov. 14	Y	Y	21:06	6-8	.750	0-0	.000	1-5	.200	0	10	10	0	0	2	2	13
vs. Kentucky	Nov. 21	Y	Y	38:24	8-15	.530	0-0	.000	9-10	.900	3	10	13	1	3	3	1	25
vs. Missouri	Nov. 23	Y	Y	31:31	7-18	.388	0-0	.000	3-4	.750	2	8	10	0	2	2	1	17
Longwood	Nov. 27	Y	Y	24:53	9-13	.692	0-0	.000	5-5	1.000	5	9	14	2	2	1	2	23
Nebraska	Dec. 1	Y	Y	37:32	11-21	.523	0-1	.000	2-5	.400	2	10	12	2	1	1	1	24
at Tennessee	Dec. 4	Y	Y	39:28	3-13	.230	0-1	.000	0-0	.000	4	5	9	1	1	3	0	6
at Boston College*	Dec. 7	Y	Y	36:48	9-18	.500	0-0	.000	4-5	.800	1	11	12	3	4	2	2	22
UNC Asheville	Dec. 11	Y	Y	24:24	6-9	.666	0-1	.000	6-8	.750	2	8	10	1	2	0	0	18
Notre Dame*	Dec. 18	Y	Y	40:00	6-12	.500	0-0	.000	4-6	.666	3	17	20	2	2	2	2	16
at High Point	Dec. 21	Y	Y	33:26	11-14	.785	0-0	.000	3-4	.750	4	3	7	7	2	4	0	25
at Clemson*	Dec. 29	Y	Y	39:47	4-7	.571	0-0	.000	6-8	.750	3	3	6	0	3	0	0	14
North Carolina*	Jan. 1	Y	Y	39:13	5-11	.454	0-0	.000	3-4	.750	2	5	7	1	6	1	0	13
Virginia*	Jan. 5	DNP																
at Miami*	Jan. 8	Y	Y	33:17	8-17	.470	0-0	.000	4-6	.666	4	4	8	2	1	2	0	20
Louisville*	Jan. 12	Y	Y	38:15	7-11	.636	0-0	.000	6-9	.666	5	9	14	2	2	2	1	20
at Pitt*	Jan. 19	Y	Y	38:48	6-9	.666	0-0	.000	1-2	.500	2	11	13	1	0	1	1	13
Wake Forest*	Jan. 22	Y	Y	38:02	12-15	.800	0-0	.000	4-6	.666	2	10	12	1	5	1	2	28
at Duke*	Jan. 26	Y	Y	34:44	1-9	.111	0-0	.000	2-3	.666	4	9	13	3	2	1	0	4
at Virginia*	Jan. 29	Y	Y	30:36	8-11	.727	0-0	.000	0-0	.000	1	6	7	1	3	4	1	16
Syracuse*	Feb. 2	Y	Y	40:00	9-14	.642	0-0	.000	2-6	.333	2	9	11	2	2	3	0	20
at NC State*	Feb. 6	Y	Y	37:48	9-15	.600	0-0	.000	7-8	.875	6	8	14	2	2	3	0	25
Florida State*	Feb. 12	Y	Y	19:13	5-8	.625	0-0	.000	1-1	1.000	1	3	4	0	2	2	1	11
Duke*	Feb. 16	Y	Y	38:16	8-18	.440	0-0	.000	4-7	.571	4	7	11	1	0	4	2	20
NC State*	Feb. 19	Y	Y	37:29	11-16	.687	0-0	.000	0-1	.000	1	9	10	1	1	7	0	24
at North Carolina*	Feb. 23	Y	Y	40:00	9-14	.642	0-0	.000	3-4	.750	2	8	10	2	2	1	2	21
at Georgia Tech*	Feb. 26	Y	Y	34:50	13-20	.650	0-1	.000	3-3	1.000	3	8	11	0	2	1	0	29

PRODUCTION TRACKER

	This Season	Career
Scored 10+ Points	25	90
Scored 20+ Points	15	39
Scored 30+ Points	0	5
Led Tech in Scoring	13	52
Had 10+ Rebounds	18	55
Led Tech in Rebounds	23	73
Shot over 50% on FG	21	76
Had a Double-Double	18	52
Had 5+ Assists	1	2
Had Multiple Blocks	16	57



CAREER STATS

	GP-GS	MIN	AVG	FG-FGA	FG%	3FG-FGA	3FG%	FT-FTA	FT%	OFF-DEF-TOT	AVG	AST	AVG	TO	BLK	STL	PTS	AVG
2019-20	30-30	802	26.7	154-274	.562	1-5	.200	66-99	.667	64-162-226	7.5	22	0.7	65	63	6	375	12.5
2020-21	25-25	892	35.7	180-339	.531	3-7	.429	92-118	.780	61-198-259	10.4	49	2.0	69	47	13	455	18.2
2021-22	32-32	1024	32.0	237-430	.551	1-6	.167	105-145	.724	84-231-315	9.8	48	1.6	64	77	17	580	18.1
2022-23	27-27	932	34.5	206-362	.569	1-5	.200	94-131	.718	75-215-290	10.7	41	1.5	56	62	19	507	18.8
TOTAL	114-114	3652	31.7	777-1405	.553	6-23	.261	357-493	.724	284-806-1090	9.6	160	1.4	254	249	55	1917	16.8

TAYLOR GEIMAN

SENIOR 6-FOOT-0 GUARD/FORWARD

Hanover, PA (South Western) • Majoring in biomedical engineering

#35



SEASON/CAREER BESTS

POINTS

Season 3 (4x), last vs. NC State (2/19/23)
Career 11, vs. Wichita State (12/21/19)

REBOUNDS

Season 5, vs. USC Upstate (11/14/22)
Career 7 (3x), last at Clemson (2/25/21)

ASSISTS

Season 3, at Miami (1/8/23)
Career 3 (3x), last at Miami (1/8/23)

BLOCKS

Season 1, vs. USC Upstate (11/14/22)
Career 3, at Monmouth (12/12/17)

STEALS

Season 2, vs. NC State (2/19/23)
Career 3 (10x), last vs. Louisville (1/7/20)

MINUTES

Season 18 (2x), last vs. UVA (1/5/23)
Career 22, vs. App State (12/4/21)

FIELD GOALS MADE

Season 1 (3x), last vs. Louisville (1/12/23)
Career 4, vs. Wichita State (12/21/19)

FIELD GOALS ATTEMPTED

Season 2 (3x), last vs. Longwood (11/27/22)
Career 6, vs. Wichita State (12/21/19)

3-PT. FIELD GOALS MADE

Season 1 (3x), last vs. Louisville (1/12/23)
Career 3, vs. Wichita State (12/21/19)

3-PT. FIELD GOALS ATTEMPTED

Season 2 (3x), last vs. Longwood (11/27/22)
Career 5, vs. Wichita State (12/21/19)

FREE THROWS MADE

Season -
Career 3, vs. Belmont (11/30/19)

FREE THROWS ATTEMPTED

Season -
Career 4, vs. Belmont (11/30/19)

CAREER STATS

	GP-GS	MIN	AVG	FG-FGA	FG%	3FG-FGA	3FG%	FT-FTA	FT%	OFF-DEF-TOT	AVG	AST	AVG	TO	BLK	STL	PTS	AVG
2019-20	11-0	131	11.9	7-29	.241	6-23	.261	3-4	.750	5-12-17	1.5	6	0.5	10	2	6	23	2.1
2020-21	8-0	115	14.4	3-20	.150	1-17	.059	0-2	.000	5-9-14	1.8	10	1.3	8	1	1	7	0.9
2021-22	13-0	103	7.9	4-11	.363	2-8	.250	3-6	.500	3-9-12	0.9	5	0.2	2	3	5	13	1.0
2022-23	25-0	170	6.8	5-14	.357	5-14	.357	0-0	.000	5-13-18	0.7	12	0.5	6	2	6	15	0.6
TOTAL	57-0	518	9.0	19-74	.257	14-62	.226	6-12	.500	18-43-61	1.1	33	0.6	26	8	17	58	1.0

2021-22 (JUNIOR)

- Returned to the court after missing much of her sophomore season with an injury.
- Played in 13 contests averaging 7.9 minutes.
- Connected on a 3-point FG in the win over No. 15 Duke.

2020-21 (SOPHOMORE)

- Played in the first eight games of the season before an injury sidelined her.
- Averaged 0.9 points, 1.8 rebounds and 1.3 assists.

2019-20 (FRESHMAN)

- Played in 11 games before her season was cut short due to injury.

- Averaged 2.1 points and 1.5 rebounds.
- Scored 11 points on 3-5 shooting beyond the arc in 20 minutes (all season highs) in the win over Wichita State at the Coqui Classic in Puerto Rico. VT set a program record with 18 made 3FG in that contest.

PERSONAL

- Born on Aug. 22, she is the daughter of Jeff and Shannon Geiman.
- Brother Brock Geiman played basketball at Christopher Newport (2017-20).
- Her mother, Shannon, played basketball for West Virginia University.
- Geiman is majoring in biomedical engineering.

2022-23 GAME-BY-GAME STATS

OPPONENT	DATE	GP	GS	MIN	FG-FGA	PCT	3FG-FGA	PCT	FT-FTA	PCT	OFF	DEF	TOT	A	T/O	BLK	STL	PTS
Mount St. Mary's	Nov. 7	Y	N	8:36	0-2	.000	0-2	.000	0-0	.000	1	1	2	0	0	0	0	0
Bucknell	Nov. 11	Y	N	2:25	0-0	.000	0-0	.000	0-0	.000	0	0	0	0	0	0	0	0
USC Upstate	Nov. 14	Y	N	17:24	0-2	.000	0-2	.000	0-0	.000	2	3	5	1	0	1	1	0
vs. Kentucky	Nov. 21	Y	N	3:24	0-0	.000	0-0	.000	0-0	.000	0	0	0	1	0	0	0	0
vs. Missouri	Nov. 23	Y	N	2:56	0-0	.000	0-0	.000	0-0	.000	0	0	0	0	0	0	0	0
Longwood	Nov. 27	Y	N	8:31	1-2	.500	1-2	.500	0-0	.000	0	0	0	0	1	2	1	0
Nebraska	Dec. 1	Y	N	4:31	0-1	.000	0-1	.000	0-0	.000	0	0	0	0	0	0	0	0
at Tennessee	Dec. 4	Y	N	0:23	0-0	.000	0-1	.000	0-0	.000	0	0	0	0	0	0	0	0
at Boston College*	Dec. 7	Y	N	8:26	1-1	1.000	1-1	1.000	0-0	.000	0	0	0	1	0	0	0	3
UNC Asheville	Dec. 11	Y	N	12:28	0-1	.000	0-1	.000	0-0	.000	0	0	0	0	0	0	0	1
Notre Dame*	Dec. 18	DNP																
at High Point	Dec. 21	Y	N	9:20	0-0	.000	0-0	.000	0-0	.000	0	1	1	1	0	0	0	0
at Clemson*	Dec. 29	DNP																
North Carolina*	Jan. 1	Y	N	5:38	0-1	.000	0-1	.000	0-0	.000	0	1	1	0	0	0	0	0
Virginia*	Jan. 5	Y	N	17:51	0-1	.000	0-1	.000	0-0	.000	0	2	2	1	1	0	0	0
at Miami*	Jan. 8	Y	N	13:59	0-0	.000	0-0	.000	0-0	.000	1	1	2	3	1	0	0	0
Louisville*	Jan. 12	Y	N	8:35	1-1	1.000	1-1	1.000	0-0	.000	0	2	2	0	0	0	0	3
at Pitt*	Jan. 19	Y	N	2:46	0-0	.000	0-0	.000	0-0	.000	0	0	0	1	0	0	0	0
Wake Forest*	Jan. 22	Y	N	1:27	0-0	.000	0-0	.000	0-0	.000	0	0	0	0	0	0	0	0
at Duke*	Jan. 26	Y	N	2:28	0-0	.000	0-0	.000	0-0	.000	0	0	0	0	0	0	0	1
at Virginia*	Jan. 29	Y	N	3:59	0-0	.000	0-0	.000	0-0	.000	0	0	0	0	0	0	0	0
Syracuse*	Feb. 2	Y	N	5:56	0-0	.000	0-0	.000	0-0	.000	0	0	0	0	0	0	0	0
at NC State*	Feb. 6	DNP																
Florida State*	Feb. 12	Y	N	5:35	1-1	1.000	1-1	1.000	0-0	.000	0	0	0	0	0	0	0	0
Duke*	Feb. 16	Y	N	2:09	0-0	.000	0-0	.000	0-0	.000	1	0	1	0	1	0	0	0
NC State*	Feb. 19	Y	N	12:10	1-1	1.000	1-1	1.000	0-0	.000	0	0	0	1	1	0	2	3
at North Carolina*	Feb. 23	Y	N	4:56	0-0	.000	0-0	.000	0-0	.000	0	1	1	1	0	0	0	0
at Georgia Tech*	Feb. 26	Y	N	6:52	0-0	.000	0-0	.000	0-0	.000	0	1	1	0	0	0	0	0

PRODUCTION TRACKER

	This Season	Career
Scored 10+ Points	0	1
Scored 20+ Points	0	0
Scored 30+ Points	0	0
Led Tech in Scoring	0	0
Made 5+ 3FGs	0	0
Led Tech in 3FGM	0	0
Shot over 40% on 3FG	5	10
Had a Double-Double	0	0
Had 5+ Assists	0	0
Had Multiple Steals	1	2



THE HOKIES UNDER BROOKS	2022-23	VT CAREER
Home	14-1	90-25
Road	7-3	40-36
Neutral	2-0	17-12
In non-conference games	10-0	85-16
In ACC games	13-4	61-56
Won opening tip	17-3	84-28
Lost opening tip	6-1	63-45
After a win	18-4	103-42
After a loss	4-0	37-30
Longest win streak	10	15
Longest losing streak	1	11
When scoring first	15-3	94-37
Opponent scores first	8-1	52-36
Leading after 1st quarter	18-1	107-28
Trailing after 1st quarter	5-3	29-41
Tied after first quarter	0-0	9-3
Leading at halftime	19-0	117-17
Trailing at halftime	3-3	27-50
Tied at halftime	1-1	3-5
Leading after 3rd quarter	21-1	131-12
Trailing after 3rd quarter	2-3	14-54
Tied after 3rd quarter	0-0	3-2
When margin is <5	4-1	18-22
When margin is 6-10	3-1	34-22
When margin is 11-15	6-3	24-11
When margin is 16-20	4-0	20-8
When margin is 21+	6-0	51-10
In OT games	0-0	4-4
HIGHS AND LOWS	2022-23	VT CAREER
FG made	34	44
FG attempts	67	76
3FG made	14	18
3FG attempts	32	39
FT made	23	31
FT attempts	27	40
Rebounds	45	56
Assists	21	28
Steals	14	14
Blocks	7	10
Turnovers (High)	20	28
Turnovers (Low)	7	
Largest halftime lead	31	37
Largest halftime deficit	12	27
Most points scored in a half	58	60
Fewest points scored in a half	22	9
Most points scored	101	105
Fewest points scored	52	27
Opp most points scored	79	107
Opp fewest points scored	24	24
Highest scoring quarter	33	39
Lowest scoring quarter	6	2
Opp highest scoring quarter	30	32
Opp lowest scoring quarter	3	3



STARTING LINEUPS

W/L

7-0	Amoore, Owusu, King, Soule, Kitley
16-4	Amoore, Traylor, King, Soule, Kitley
1-0	Amoore, Traylor, King, Soule, Gregg

Margin of Victory/Defeat

	1-5	6-10	11-15	16-20	20-29	30+
Wins	4	3	7	3	2	5
Losses	1	0	3	0	0	0

Largest Scoring Run of the Season

Virginia Tech	23 (vs. USC Upstate 11/14/22)	16 (vs. Syracuse 2/2/23)
Opponents	12, (at Clemson 12/29/22)	

MISCELLANEOUS STAT LEADERS: *WHEN TWO OR MORE ATHLETES TIE FOR THE LEAD, BOTH RECEIVE A TALLY

Scored VT's 1st Points

Amoore (6x)
King (3x)
Kitley (8x)
Owusu (1x)
Soule (6x)
Traylor (4x)

First Off VT Bench

Traylor (6x)
Ford (1x)
Geiman (1x)
Gregg (21x)
Owusu (3x)

Double-Doubles

Amoore (2x)
Gregg (2x)
Kitley (18x)
Soule (2x)
Traylor (1x)

Lead VT in scoring

Amoore (8x)
King (1x)
Kitley (11x)
Soule (3x)
Traylor (4x)

10+ Points

Amoore (22x)
King (10x)
Kitley (25x)
Gregg (5x)
Owusu (3x)
Soule (15x)
Traylor (13x)

20+ Points

Amoore (8x)
King (1x)
Kitley (15x)
Owusu (1x)
Soule (3x)
Traylor (3x)

30+ Points

King (1x)

Lead VT in rebounds

Gregg (4x)
King (1x)
Kitley (24x)
Soule (3x)

10+ Rebounds

Amoore (1x)
Gregg (4x)
Kitley (19x)
Soule (2x)
Traylor (1x)

15+ Rebounds

Kitley (1x)

Lead VT in blocks

Amoore (1x)
Dunn (2x)
Ford (1x)
Geiman (1x)
Gregg (5x)
King (5x)
Kitley (24x)
Soule (1x)
Traylor (3x)

5+ Blocks

Kitley (2x)

Lead VT in assists

Amoore (19x)
Gregg (3x)
Kitley (2x)
Soule (2x)
Traylor (5x)

5+ Assists

Amoore (16x)
Gregg (3x)
Kitley (1x)
Soule (1x)
Traylor (7x)

10+ Assists

Amoore (3x)

Lead VT in steals

Amoore (6x)
Dunn (1x)
Geiman (1x)
Gregg (4x)
King (6x)
Kitley (8x)
Owusu (1x)
Soule (12x)
Traylor (12x)

2022-23 SEASON GAME-BY-GAME BOX SCORES

GAME NINE: VIRGINIA TECH 73 - BOSTON COLLEGE 58



Official Basketball Box Score - Final
Virginia Tech at Boston College
12/07/22 Conte Forum, Chestnut Hill, Mass.
2022-23 Women's Basketball

Game Time: 6:00 PM
Game Duration: 1:50
Attendance: 1,112
Officials: Joseph Vascy, Pauline Spurlock-Webb, Meadow Overstreet

Virginia Tech - 73

Record: 9-0 (1-0)

NO.	Name	Min	FG		3P		FT		Rebounds	Fouls	TP	AS	TO	ST	Blocks		+/-	Shooting By Period	
			M.A.	M.A.	M.A.	M.A.	OR	DR							OR	DR		FF	FD
13	Taylor Soule	F 27:47	4-7	1-1	0-0	3-2	5-4	4-4	9	2	3	2	2	0	0	10	1st FGM% 7-17 41.2%	3PT% 2-5 40.0%	
33	Elizabeth Kisley	G 36:48	9-18	0-0	4-5	11	12	4	3	22	3	4	2	2	2	17	FT% 1-2 50%	2nd FGM% 10-13 76.9%	
5	Georgia Amoree	G 40:00	2-5	0-1	4-4	0	1	1	4	8	5	1	0	0	15	3PT% 3-4 75.0%	FT% 3-3 100%		
22	Cayla King	G 39:12	5-8	5-8	1-1	2	3	2	1	16	2	1	1	0	0	15	3PT% 3-4 75.0%	FT% 3-3 100%	
23	Kayana Traylor	G 19:44	4-9	1-3	0-1	1	0	1	4	2	9	1	4	0	0	1	1st FGM% 6-11 54.5%	3PT% 2-4 50.0%	
11	D'asia Gregg	G 25:55	2-5	0-2	0-0	2	5	7	2	0	4	5	3	0	1	7	FT% 2-2 100%	3PT% 1-3 33.3%	
35	Taylor Geiman	G 06:26	1-1	1-1	0-0	0	0	0	1	3	0	1	0	0	0	2	FT% 1-1 100%	FT% 1-1 100%	
32	Clara Ford	G 01:54	1-1	0-0	0-0	0	0	0	0	2	0	1	0	0	0	1	FT% 1-1 100%	FT% 1-1 100%	
10	Charise Dunn	G 00:14	0-0	0-0	0-0	0	0	0	0	0	0	0	0	0	0	1	FT% 0-0 0.0%	FT% 0-0 0.0%	
Team				2-3		5-0		0-0		0-1						1st FGM% 3-4 75%		FT% 3-4 75%	
Totals		28:54		8-16		9-11		10-24		34		18		14		73		19 17 5 3 4 15	

Technical Fouls: NONE

GM FGM% 28.54 51.9%

3PT% 8-16 50.0%

FT% 3-4 75.0%

Dead Ball Rebounds: 0

Boston College - 58

Record: 7-4 (0-1)

NO.	Name	Min	FG		3P		FT		Rebounds	Fouls	TP	AS	TO	ST	Blocks		+/-	Shooting By Period	
			M.A.	M.A.	M.A.	M.A.	OR	DR							OR	DR		FF	FD
5	Maria Galdeng	G 35:26	5-9	0-0	4-6	2	4	6	2	7	14	3	4	0	3	2	-11	1st FGM% 3-17 17.6%	3PT% 1-4 25.0%
4	JoJo Lacey	G 33:04	3-7	0-1	0-0	1	1	4	0	6	1	1	1	0	0	-18	3PT% 0-0 0%	FT% 0-0 0%	
20	Taina Mair	G 40:00	5-12	1-5	0-0	3	3	2	0	11	6	1	1	0	0	-15	2nd FGM% 6-12 50.0%	3PT% 2-6 33.3%	
21	Andrea Daley	G 36:26	4-9	1-1	6-8	3	3	6	2	7	2	4	1	1	0	-7	FT% 5-6 83.3%	3PT% 2-2 100%	
24	Dontavia Waggoner	G 33:02	5-13	0-0	0-0	1	4	5	4	10	0	1	6	0	1	-14	1st FGM% 2-5 40.0%	3PT% 1-2 50.0%	
12	Aly VanTimmeren	G 20:45	0-4	0-2	2-2	0	0	0	0	1	2	0	1	0	0	-12	FT% 2-2 100%	FT% 2-2 100%	
3	Ava McGee	G 01:07	0-0	0-0	0-0	0	0	0	0	0	0	0	0	0	0	2	FT% 3-4 75%	FT% 3-4 75%	
Team				3-3		6-0		0-0		0-0						1st FGM% 4-10 40.0%		3PT% 0-1 0.0%	
Totals		22:54		2-9		12-16		9-18		27		14		18		58		12 12 9 4 3 15	

Technical Fouls: NONE

GM FGM% 22.54 40.7%

3PT% 2-9 22.2%

FT% 12-16 75.0%

Dead Ball Rebounds: 0

Biggest lead

VT 19 (2nd 0:06)

BC 0 (1st 10:00)

Points from Turnovers VT 14 BC 14

Paint 26 30

Lead Changes 0

Times Tied 1

Time with Lead 38:46 00:00

Period by Period Scoring

1st 2nd 3rd 4th TOT

VT 17 26 16 14 73

BC 7 17 22 12 58



GAME 10: VIRGINIA TECH 86 - UNC ASHEVILLE 48



Official Basketball Box Score - Final
UNC Asheville at Virginia Tech
12/11/22 Cassell Coliseum, Blacksburg, Va.
2022-23 Women's Basketball

Game Time: 1:00 PM
Game Duration: 1:45
Attendance: 2,027
Officials: Denise Brooks, Safi Esho, Ray Bullock, Jr.

UNC Asheville - 48

Record: 4-4

NO.	Name	Min	FG		3P		FT		Rebounds	Fouls	TP	AS	TO	ST	Blocks		+/-	Shooting By Period	
			M.A.	M.A.	M.A.	M.A.	OR	DR							OR	DR		FF	FD
5	Nycerra Minnis	F 22:27	1-2	0-0	0-2	0	3	2	2	2	2	0	2	0	0	-24	1st FGM% 3-15 20.0%	3PT% 1-4 25.0%	
2	Faith Adams	G 07:25	1-4	1-2	0-0	0	0	0	1	3	1	0	0	1	-3	FT% 1-2 50%	2nd FGM% 4-12 33.3%		
12	McKinley Brooks-Sumpter	G 23:57	5-10	0-2	1-1	0	7	4	1	11	0	4	0	1	0	-20	3PT% 1-5 20.0%	FT% 2-2 100%	
23	Mallory Bruce	G 16:43	2-5	1-2	0-0	1	2	3	2	0	1	1	0	0	-14	3rd FGM% 6-15 40.0%	FT% 2-5 40.0%		
30	Jordayna Ivey	G 29:24	5-10	2-3	4-6	2	0	2	3	4	16	3	3	1	1	-28	FT% 4-2 50%	4th FGM% 6-14 42.9%	
20	Dakota McCaughan	G 17:30	0-5	0-3	0-0	1	1	2	0	0	0	4	1	2	0	-18	3PT% 1-3 33.3%	FT% 1-3 33.3%	
45	Abigail Wilson	G 17:33	0-3	0-1	0-0	1	1	4	0	0	0	0	0	0	-14	3PT% 1-3 33.3%	FT% 1-3 33.3%		
10	Jamaya Blanks	G 19:01	4-8	1-1	0-0	1	3	4	2	0	9	0	2	0	-19	FT% 3-4 75%	FT% 3-4 75%		
11	Millie Brown	G 18:26	0-4	0-4	0-0	1	2	3	1	0	0	0	0	0	-19	3PT% 1-3 33.3%	FT% 1-3 33.3%		
24	Jadii Brigrman	G 10:17	0-0	0-0	0-0	1	1	1	0	0	0	1	0	0	-11	3PT% 1-3 33.3%	FT% 1-3 33.3%		
3	Jamia Blake	G 17:17	1-5	0-0	0-0	1	3	4	3	0	2	0	3	1	0	-20	GM FGM% 19-58 33.9%	FT% 5-8 27.8%	
Team				2-3		5-0		0-0		0-2						1st FGM% 3-15 20.0%		3PT% 1-4 25.0%	
Totals		19:56		5-18		5-9		9-26		35		22		8		48		22 6 2 3 38	

Technical Fouls: NONE

GM FGM% 19-58 33.9%

3PT% 5-8 27.8%

FT% 5-8 27.8%

Dead Ball Rebounds: 0

Virginia Tech - 86

Record: 10-0

NO.	Name	Min	FG		3P		FT		Rebounds	Fouls	TP	AS	TO	ST	Blocks		+/-	Shooting By Period	
			M.A.	M.A.	M.A.	M.A.	OR	DR							OR	DR		FF	FD
13	Taylor Soule	F 27:03	7-10	1-2	5-7	3	2	5	1	4	21	2	1	1	0	0	36	1st FGM% 7-16 43.8%	3PT% 1-6 16.7%
33	Elizabeth Kisley	G 24:24	6-9	0-1	6-8	2	8	10	2	6	18	1	2	0	0	26	FT% 2-2 100%	FT% 2-2 100%	
5	Georgia Amoree	G 31:04	4-11	2-9	0-0	3	3	0	3	0	10	3	2	0	0	26	2nd FGM% 8-14 57.1%	3PT% 2-5 40.0%	
22	Cayla King	G 26:48	4-7	4-6	0-1	2	0	2	2	3	12	2	0	1	1	28	FT% 6-8 75%	3PT% 4-8 50.0%	
23	Kayana Traylor	G 26:28	4-12	1-3	1-2	1	2	0	4	10	3	0	1	1	21	FT% 6-8 75%	3PT% 4-8 50.0%		
11	D'asia Gregg	G 24:08	4-6	2-3	0-0	1	6	7	1	11	0	2	1	0	0	25	1st FGM% 7-12 58.3%	3PT% 4-8 50.0%	
35	Taylor Geiman	G 12:28	0-1	0-1	0-0	0	0	0	0	0	0	1	0	0	11	FT% 6-8 75%	3PT% 4-8 50.0%		
10	Charise Dunn	G 12:21	0-2	0-2	0-0	0	0	0	0	1	0	0	1	0	11	FT% 6-8 75%	3PT% 4-8 50.0%		
32	Clara Ford	G 11:29	0-0	0-0	2-2	0	3	3	1	1	2	0	2	0	0	4	GM FGM% 30-60 50.0%	FT% 4-9 44.4%	
14	Maddie Vejsicky	G 03:47	1-2	1-1	0-0	0	1	1	0	0	3	0	0	0	0	-1	3PT% 1-1 100%	GM FGM% 30-60 50.0%	
Team				0-0		0-0		0-0		0-0						1st FGM% 7-16 43.8%		3PT% 1-6 16.7%	
Totals		30:60		11-28		15-20		27-37		34		8		22		86		20 9 3 3 2 38	

Technical Fouls: NONE

GM FGM% 30-60 50.0%

3PT% 11-28 39.3%

FT% 15-20 75.0%

Dead Ball Rebounds: 2

Biggest lead

UNC 0 (1st 10:00)

Hokies 40 (4th 2:35)

Points from Turnovers 6 24

Paint 20 38

Lead Changes 0

Times Tied 1

Time with Lead 00:00 38:07

Period by Period Scoring

1st 2nd 3rd 4th TOT

UNC 4 (3rd 3:14) 12 (3rd 4:43)

Hokies 17 24 24 21 86



GAME 11: VIRGINIA TECH 52 - NO. 5 NOTRE DAME 63



Official Basketball Box Score - Final
Notre Dame at Virginia Tech
12/18/22 Cassell Coliseum, Blacksburg, Va.
2022-23 Women's Basketball

Game Time: 4:00 PM
Game Duration: 1:49
Attendance: 4,296
Officials: Dee Kanher, Pauline Spurlock-Webb, Bruce Morris

Notre Dame - 63

Record: 9-1 (1-0)

NO.	Name	Min
-----	------	-----

2022-23 SEASON GAME-BY-GAME BOX SCORES

GAME 13: VIRGINIA TECH 59 - CLEMSON 64



Official Basketball Box Score - Final
Virginia Tech at Clemson
12/29/22 Littlejohn Coliseum, Clemson
2022-23 Women's Basketball

Game Time: 6:00 PM
Game Duration: 2:01
Attendance: 1,517

Officials: Bryan Brunette, Brock Morris, Erika Herrman

Virginia Tech - 59

Record: 11-2 (1-2)

NO.	Name	Min	FG		3P		FT		Rebounds		Fouls		TP	AS	ST	Blocks		+/-	
			M.A.	M.A.	M.A.	M.A.	OR	DR	FF	FD	BS	BA							
13	Taylor Soule	F	30:25	3-5	0-1	3-4	3	3	6	4	4	9	4	1	0	0	0	1	
53	Elizabeth Kitley	G	38:47	4-7	0-0	6-8	3	3	6	2	5	14	0	3	0	0	0	-4	
5	Georgia Amoreo	G	39:32	5-13	1-2	0	2	2	4	4	14	3	2	1	0	0	0	-6	
22	Cayla King	G	38:45	5-12	5-11	0	2	4	6	4	3	15	2	1	2	0	0	-7	
23	Kayana Traylor	G	31:16	0-9	0-4	2-4	1	3	4	1	3	2	3	4	3	0	2	-1	
11	D'asia Gregg	G	21:00	2-5	1-1	0-0	0	3	3	3	1	5	0	4	0	0	0	-6	
32	Clara Ford	G	01:15	0-0	0-0	0-0	0	0	0	0	0	0	0	0	0	0	0	-2	
Team				19-51	9-28	12-20	12	20	32	18	20	59	12	18	6	0	2	-5	

Technical Fouls: King 3, 7, 7, 5, 5

Shooting By Period	
1st FG%	6-14 42.9%
3PT%	2-7 28.6%
FT%	2-2 100%
2nd FG%	4-11 36.4%
3PT%	2-7 28.6%
FT%	0-2 0%
3rd FG%	4-12 33.3%
3PT%	1-5 20.0%
FT%	6-10 60%
4th FG%	5-14 35.7%
3PT%	4-9 44.4%
FT%	4-6 66.7%
GM FG%	19-51 37.3%
3PT%	9-28 32.1%
FT%	12-20 60.0%

Dead Ball Rebounds: 4

Clemson - 64

Record: 10-4 (1-1)

NO.	Name	Min	FG		3P		FT		Rebounds		Fouls		TP	AS	ST	Blocks		+/-
			M.A.	M.A.	M.A.	M.A.	OR	DR	FF	FD	BS	BA						
5	Amar Robinson	F	34:18	7-14	2-3	0-0	5	4	9	1	2	16	2	1	1	0	0	2
12	Hannah Hank	C	27:32	4-7	2-3	0-2	2	6	8	4	1	10	0	2	3	0	0	9
0	Brie Perpignan	G	22:32	2-7	0-3	0-0	1	0	1	4	1	4	1	0	0	0	0	-1
2	Daiisha Bradford	G	32:11	3-9	1-7	5-5	1	2	3	3	5	12	3	4	4	0	0	10
22	Ruby Whitehorn	G	34:18	5-13	0-2	3-4	5	4	9	2	3	13	2	2	1	0	3	0
3	MaKayla Elmore	F	06:30	0-0	0-0	0-0	0	0	0	0	0	0	0	0	0	0	0	-1
24	AieJah Douglas	F	18:02	1-3	0-2	0-2	1	2	3	3	2	0	3	0	0	0	0	5
30	Madi Ott	F	11:27	0-3	0-3	0-0	0	0	0	0	0	0	0	0	0	0	0	-1
21	Eno Inyang	F	11:40	2-3	0-0	3-4	2	3	5	3	2	7	0	1	1	0	0	-1
15	Kionna Gaines	F	01:30	0-0	0-0	0-0	0	0	0	0	0	0	0	0	0	0	0	-1
Team				24-59	5-23	11-17	18	22	40	21	17	64	8	14	11	2	0	5

Technical Fouls: Bradford 3, 7, 7, 5, 5

Shooting By Period	
1st FG%	11-18 61.1%
3PT%	3-5 60.0%
FT%	1-1 100%
2nd FG%	6-20 30.0%
3PT%	0-7 0.0%
FT%	0-0 0%
3rd FG%	9-12 75.0%
3PT%	1-6 16.7%
FT%	4-4 100%
4th FG%	4-9 44.4%
3PT%	1-5 20.0%
FT%	6-12 50%
GM FG%	24-59 40.7%
3PT%	5-23 21.7%
FT%	11-17 64.7%

Dead Ball Rebounds: 3

Biggest lead		VT		CU		Points from Turnovers		Period by Period Scoring				
VT	CU	1st	2nd	3rd	4th	TOT	1st	2nd	3rd	4th	TOT	
8 (1st 7:10)	15 (3rd 7:55)	16	16	14	34		VT	16	10	15	18	59
Best Scoring Run	8 (4th 7:52)	12 (2nd 7:25)	1	19			CU	26	12	11	15	64
Lead Changes	5	Second Chance	1	19								
Times Tied	1	Fast Breaks	6	9								
Time with Lead	05:59	Bench	5	9								



GAME 14: VIRGINIA TECH 68 - UNC 65



Official Basketball Box Score - Final
North Carolina at Virginia Tech
01/01/23 Cassell Coliseum, Blacksburg, VA
2022-23 Women's Basketball

Game Time: 4:00 PM
Game Duration: 1:50
Attendance: 4,186

Officials: Joseph Vasczy, Talisa Green, Thomas Danaher

North Carolina - 65

Record: 9-4 (0-2)

NO.	Name	Min	FG		3P		FT		Rebounds		Fouls		TP	AS	ST	Blocks		+/-	
			M.A.	M.A.	M.A.	M.A.	OR	DR	FF	FD	BS	BA							
31	Anya Poole	F	26:57	0-1	0-0	1-2	1	7	8	1	1	1	1	1	0	0	2	1	2
1	Alyssa Ulfby	G	23:35	6-8	0-0	0-0	2	3	5	4	1	12	1	2	0	0	0	4	
3	Kennedy Todd-Williams	G	34:08	3-14	1-5	2-2	2	3	5	2	1	9	1	1	2	0	1	1	
10	Eva Hodgson	G	30:57	2-6	1-3	0-0	0	1	1	0	5	0	1	0	0	0	0	-10	
25	Deja Kelly	G	33:34	9-17	1-2	2-2	0	3	3	5	7	21	3	4	3	0	1	2	
2	Paulina Paris	F	21:21	6-9	2-4	1-2	1	1	2	1	3	15	0	0	0	0	0	-2	
13	Tionni Key	F	09:39	0-2	0-0	0-0	1	1	2	2	1	0	0	1	0	0	0	-4	
0	Alexandra Zalyaya	F	13:03	0-2	0-2	0-0	0	0	0	3	1	0	1	0	1	0	0	-5	
20	Destiny Adams	F	06:46	0-1	0-0	2-2	1	0	1	0	1	2	0	0	0	0	0	-3	
Team				1	1	2	0	0	0	0	0	0	0	0	0	0	0	-3	
Totals				26-60	5-16	8-10	9	20	29	19	16	65	5	10	5	3	4	-3	

Technical Fouls: NONE

Shooting By Period	
1st FG%	7-15 46.7%
3PT%	0-2 0.0%
FT%	7-9 78.9%
2nd FG%	7-19 36.8%
3PT%	3-8 37.5%
FT%	4-4 100%
3rd FG%	6-13 46.2%
3PT%	1-2 50.0%
FT%	3-4 75%
4th FG%	6-13 46.2%
3PT%	1-4 25.0%
FT%	1-2 50%
GM FG%	26-60 43.3%
3PT%	5-16 31.3%
FT%	8-10 80.0%

Dead Ball Rebounds: 1

Virginia Tech - 68

Record: 12-2 (2-2)

NO.	Name	Min	FG		3P		FT		Rebounds		Fouls		TP	AS	ST	Blocks		+/-
			M.A.	M.A.	M.A.	M.A.	OR	DR	FF	FD	BS	BA						
13	Taylor Soule	F	19:26	2-5	1-1	0-0	4	1	5	4	2	5	1	4	1	1	0	9
33	Elizabeth Kitley	C	39:13	5-11	0-0	3-4	2	5	7	3	6	13	1	6	0	1	2	0
5	Georgia Amoreo	G	40:00	7-17	6-14	4-5	0	2	2	1	2	24	6	7	0	0	0	3
22	Cayla King	G	38:32	3-8	3-7	3-3	4	4	8	3	4	12	1	1	1	1	1	9
23	Kayana Traylor	G	26:12	1-4	0-2	1-1	0	3	3	1	3	5	1	0	0	0	0	-1
11	D'asia Gregg	F	33:03	3-2	2-6	3-3	2	6	10	2	4	11	2	1	0	1	0	3
35	Taylor Geiman	F	05:37	0-1	0-1	0-0	0	1	1	0	0	0	0	0	0	0	0	8
Team				0	2	2	0	0	0	0	0	0	0	0	0	0	0	0
Totals				21-55	12-31	14-16	16	19	38	16	19	68	16	20	3	4	3	3

Technical Fouls: NONE

Shooting By Period	
1st FG%	3-13 23.1%
3PT%	3-10 30.0%
FT%	7-7 100%
2nd FG%	8-14 57.1%
3PT%	4-8 50.0%
FT%	1-1 100%
3rd FG%	5-18 27.8%
3PT%	3-9 33.3%
FT%	5-5 100%
4th FG%	5-10 50.0%
3PT%	2-4 50.0%
GM FG%	21-55 38.2%
3PT%	12-31 38.7%
FT%	14-16 87.5%

Dead Ball Rebounds: 4

Biggest lead		Heels		Hokies		Points from Turnovers		Period by Period Scoring			
VT	CU	1st	2nd	3rd	4th	TOT	1st	2nd	3rd	4th	TOT
6 (3rd 6:44)	4 (2nd 4:54)	16	8	14			VT	16	20	14	65
Best Scoring Run	8 (3rd 6:44)	9 (3rd 3:46)	1	11			CU	26	12	11	59
Lead Changes	26	Second Chance	14	11							
Times Tied	12	Fast Breaks	3	0							
Time with Lead	17:33	Bench	17	11							



GAME 15: VIRGINIA TECH 74 - UVA 66



Official Basketball Box Score - Final
Virginia at Virginia Tech
01/05/23 Cassell Coliseum, Blacksburg, VA
2022-23 Women's Basketball

Game Time: 7:00 PM
Game Duration: 1:51
Attendance: 2,650

Officials: Angelica Suthren, Edward Sidisky, Kevin Spannock

Virginia - 66

Record: 13-2 (2-2)

NO.	Name	Min	FG		3P	
-----	------	-----	----	--	----	--

2022-23 SEASON GAME-BY-GAME SCORES

GAME 17: VIRGINIA TECH 81 - LOUISVILLE 79

Official Basketball Box Score - Final
Louisville at Virginia Tech
 01/20/23 Cassell Coliseum, Blacksburg, VA
 2022-23 Women's Basketball

Game Time: 7:00 PM
 Game Duration: 1:59
 Attendance: 2,328

Officials: Karen Preatts, Pauline Spurlock, Welsh, Tara Cozse

Record: 13-6 (4-2)

NO. Name	Min	FG	3P	FT	Rebounds	Fouls	TP	AS	TO	ST	Blocks	+/-	
		M.A.	M.A.	M.A.	OR DR TOT	PF	FF	FD			BS BA		
22 Liz Dixon	F 23:39	2-4	0-0	0-0	0	1	1	4	0	4	2	2	2
44 Olivia Cochran	F 09:46	2-2	0-0	0-0	0	1	1	4	0	0	1	0	0
3 Christy Carr	G 26:28	2-7	2-4	0-0	0	1	1	0	0	6	1	1	0
10 Haley Van Lih	G 40:00	10-26	2-7	7-7	3	2	5	2	4	29	3	5	3
24 Morgan Jones	G 38:45	7-11	0-0	5-9	0	9	2	6	19	2	4	1	0
2 Nyla Harris	08:02	1-2	0-0	0-0	2	0	2	1	2	2	0	1	1
40 Josia Williams	11:46	3-4	0-1	0-0	1	1	2	4	0	6	0	0	0
15 Mykasia Robinson	33:29	3-4	0-0	0-0	3	5	8	3	1	6	0	3	1
13 Merissa Russell	06:06	1-1	1-1	0-0	0	0	0	1	0	3	1	1	0
Team					1	1	2			0	0		
Totals		31-61	5-13	12-16	10	21	31	21	13	79	15	9	4

Technical Fouls: NONE

Shooting By Period

1st FG%	2nd FG%	3rd FG%	4th FG%
7-13 53.8%	9-17 52.9%	1-6 16.7%	1-2 50.0%
3PT% 0-3 0.0%	3PT% 1-4 25.0%	3PT% 1-4 25.0%	3PT% 1-2 50.0%
FT% 0-0 0.0%	FT% 1-6 16.7%	FT% 1-1 100%	FT% 1-1 100%
GM FG%	GM FG%	GM FG%	GM FG%
31-61 50.8%	31-61 50.8%	31-61 50.8%	31-61 50.8%
3PT% 5-13 38.5%	3PT% 5-13 38.5%	3PT% 5-13 38.5%	3PT% 5-13 38.5%
FT% 12-16 75.0%	FT% 12-16 75.0%	FT% 12-16 75.0%	FT% 12-16 75.0%

Dead Ball Rebounds: 2-0

Record: 14-3 (4-3)

NO. Name	Min	FG	3P	FT	Rebounds	Fouls	TP	AS	TO	ST	Blocks	+/-	
		M.A.	M.A.	M.A.	OR DR TOT	PF	FF	FD			BS BA		
13 Taylor Soule	F 27:28	9-14	0-0	6-9	1	1	2	5	8	24	1	3	1
33 Elizabeth Kitley	C 38:15	7-11	0-0	6-9	5	9	14	1	6	20	2	2	1
5 Georgia Amoree	G 37:52	5-15	2-8	1-2	0	3	1	4	13	8	2	0	2
22 Cayla King	G 33:23	1-7	0-6	0-0	0	2	2	4	0	2	1	1	1
23 Kayana Traylor	G 31:33	6-9	3-4	2-2	1	2	3	0	17	0	2	2	2
11 D'asia Gregg	22:34	1-3	0-1	0-0	1	0	1	2	0	2	1	4	0
35 Taylor Geiman	08:55	1-1	1-1	0-0	0	0	2	2	1	0	0	0	0
Team					4	3	7			0	1		
Totals		30-60	6-20	15-22	12	22	34	14	21	81	13	15	4

Technical Fouls: Soule 3rd 2nd 2nd

Shooting By Period

1st FG%	2nd FG%	3rd FG%	4th FG%
9-17 52.9%	9-17 52.9%	1-6 16.7%	1-2 50.0%
3PT% 1-6 16.7%	3PT% 1-4 25.0%	3PT% 1-4 25.0%	3PT% 1-2 50.0%
FT% 6-9 66.7%	FT% 1-1 100%	FT% 1-1 100%	FT% 1-1 100%
GM FG%	GM FG%	GM FG%	GM FG%
30-60 50.0%	30-60 50.0%	30-60 50.0%	30-60 50.0%
3PT% 6-20 30.0%	3PT% 6-20 30.0%	3PT% 6-20 30.0%	3PT% 6-20 30.0%
FT% 15-22 68.2%	FT% 15-22 68.2%	FT% 15-22 68.2%	FT% 15-22 68.2%

Dead Ball Rebounds: 4-0

Biggest lead	Cards	Hokies	Points from Turnovers	Points from Paint	Second Chance	Times Tied	Time with Lead
5 (4 th 5:33)	7 (2 nd 9:02)		16	16	19	17	11:55
Best Scoring Run	5 (3 rd 4:07)	8 (1 st 0:04)	38	38	18	19	17:47
Lead Changes	13		14	14	12	10	
Times Tied	17		14	14	12	10	
Time with Lead	11:55	17:47	14	14	12	10	

Period by Period Scoring	1st	2nd	3rd	4th	TOT
Points from Turnovers	16	16	19	19	70
Points from Paint	16	16	19	19	70
Second Chance	14	14	12	10	50
Times Tied	14	14	12	10	50
Hokies	20	16	21	24	81



GAME 18: VIRGINIA TECH 69 - PITT 62

Official Basketball Box Score - Final
Virginia Tech at Pittsburgh
 01/19/23 Petersen Events Center, Pittsburgh
 Pitt vs. Virginia Tech

Game Time: 6:00 PM
 Game Duration: 1:51
 Attendance: 356

Officials: Bruce Morris, Mark Resch, Krystle Appalton

Record: 15-3 (5-3)

NO. Name	Min	FG	3P	FT	Rebounds	Fouls	TP	AS	TO	ST	Blocks	+/-	
		M.A.	M.A.	M.A.	OR DR TOT	PF	FF	FD			BS BA		
13 Taylor Soule	F 30:52	5-10	0-1	2-2	8	3	11	4	3	12	0	3	0
33 Elizabeth Kitley	C 38:48	6-9	0-0	1-2	2	11	13	2	4	13	1	0	1
5 Georgia Amoree	G 37:45	7-17	5-11	2-2	0	1	1	3	2	3	2	2	0
22 Cayla King	G 28:31	1-7	1-7	0-0	0	2	2	2	0	3	1	1	0
23 Kayana Traylor	G 28:41	3-7	1-5	6-7	0	1	1	4	13	1	0	0	0
11 D'asia Gregg	11:02	1-1	0-0	0-0	1	3	4	3	2	2	1	2	0
15 Ashley Owusu	21:35	2-8	1-4	0-0	1	1	2	0	5	2	0	0	0
35 Taylor Geiman	02:46	0-0	0-0	0-0	0	0	0	0	0	0	0	0	0
Team					2	1	3			0	2		
Totals		25-59	8-28	11-13	13	23	36	17	15	69	14	10	4

Technical Fouls: NONE

Shooting By Period

1st FG%	2nd FG%	3rd FG%	4th FG%
5-10 50.0%	6-9 66.7%	7-17 41.2%	1-5 20.0%
3PT% 0-1 0.0%	3PT% 5-11 45.5%	3PT% 2-2 100%	3PT% 0-0 0.0%
FT% 2-2 100%	FT% 6-7 85.7%	FT% 1-2 50.0%	FT% 0-0 0.0%
GM FG%	GM FG%	GM FG%	GM FG%
25-59 42.4%	25-59 42.4%	25-59 42.4%	25-59 42.4%
3PT% 8-28 28.6%	3PT% 8-28 28.6%	3PT% 8-28 28.6%	3PT% 8-28 28.6%
FT% 11-13 84.6%	FT% 11-13 84.6%	FT% 11-13 84.6%	FT% 11-13 84.6%

Dead Ball Rebounds: 0-0

Record: 7-11 (0-7)

NO. Name	Min	FG	3P	FT	Rebounds	Fouls	TP	AS	TO	ST	Blocks	+/-	
		M.A.	M.A.	M.A.	OR DR TOT	PF	FF	FD			BS BA		
5 Amber Brown	F 33:54	4-6	0-0	9-10	1	7	8	2	6	17	1	0	0
21 Malayah Johnson	F 32:57	5-7	2-4	1-2	0	4	4	1	13	1	2	0	0
23 Avery Strickland	F 30:21	3-9	1-4	0-0	0	3	3	1	2	7	0	0	0
2 Liatu King	G 18:41	4-10	0-0	1-1	2	2	4	2	1	9	0	2	3
11 Marley Washenitz	G 26:37	2-5	0-1	0-0	1	0	1	2	0	4	2	3	1
4 Emy Hayford	13:07	1-2	0-0	1-1	0	1	1	2	1	3	2	0	0
22 Gabby Hutcherson	14:58	0-5	0-1	0-0	2	2	1	0	0	0	0	0	0
14 Cynthia Ezaja	12:27	1-3	0-0	3-4	2	1	3	4	3	5	0	0	0
1 Dayshanette Harris	13:45	1-3	0-0	2-2	1	0	1	4	0	1	1	1	0
12 Aslin Malcolm	03:13	0-1	0-1	0-0	0	0	0	0	0	0	0	0	0
Team					1	2	3			1	1	1	1
Totals		21-51	3-11	17-20	8	22	30	15	17	62	6	11	5

Technical Fouls: NONE

Shooting By Period

1st FG%	2nd FG%	3rd FG%	4th FG%
4-6 66.7%	5-7 71.4%	3-9 33.3%	1-5 20.0%
3PT% 0-0 0.0%	3PT% 2-4 50.0%	3PT% 1-4 25.0%	3PT% 0-0 0.0%
FT% 9-10 90.0%	FT% 1-2 50.0%	FT% 3-4 75.0%	FT% 0-0 0.0%
GM FG%	GM FG%	GM FG%	GM FG%
21-51 41.2%	21-51 41.2%	21-51 41.2%	21-51 41.2%
3PT% 3-11 27.3%	3PT% 3-11 27.3%	3PT% 3-11 27.3%	3PT% 3-11 27.3%
FT% 17-20 85.0%	FT% 17-20 85.0%	FT% 17-20 85.0%	FT% 17-20 85.0%

Dead Ball Rebounds: 2-1

Biggest lead	VTE	PIT	Points from Turnovers	Points from Paint	Second Chance	Times Tied	Time with Lead
11 (3 rd 2:36)	0 (1 st 10:00)		10	12	26	10	39:21
Best Scoring Run	7 (3 rd 8:39)	7 (2 nd 1:17)	24	26	12	10	00:00
Lead Changes	0		12	10	26	10	
Times Tied	1		10	3	26	10	
Time with Lead	39:21	00:00	12	10	26	10	

Period by Period Scoring	1st	2nd	3rd	4th	TOT
Points from Turnovers	10	12	26	10	68
Points from Paint	12	10	26	10	68
Second Chance	12	10	26	10	68
Times Tied	10	3	26	10	68
Hokies	13	19	18	12	62



GAME 19: VIRGINIA TECH 74 - WAKE FOREST 57

Official Basketball Box Score - Final
Wake Forest at Virginia Tech
 01/20/23 Cassell Coliseum, Blacksburg, VA
 2022-23 Women's Basketball

Game Time: 1:00 PM
 Game Duration: 1:49
 Attendance: 3,259

Officials: Carla Fountain, Ryan Durham, NC, Cappell

Record: 11-9 (2-7)

NO. Name	Min	FG	3P	FT	Rebounds	Fouls	TP	AS	TO	ST	Blocks	+/-	
		M.A.	M.A.	M.A.	OR DR TOT	PF	FF	FD			BS BA		
20 Olivia Summiel	F 19:48	0-2	0-0	0-0	0	1	1	2	0	0	0	1	-13
25 Demeara Hinds	F 32:39	4-6	0-0	1-2	3	7	10	4	1	9	1	0	-6
2 Kala Harrison	G 40:00	1-7	0-0	5-5	1	5	6	4	7	0	2	0	-17
21 Elise Williams	G 32:36	4-9	1-3	3-3	0	4	4	2	3	26	0	4	-7
24 Jewel Spear	G 36:32	8-18	5-12	6-6	0	1	2	6	27	1	0	0	-16
14 Niyah Becker	16:53	1-2	0-0	0-0	1	1	2	2	2	0	0	0	-4
0 Alyssa Andrews	06:59	0-1	0-0	0-0	1	0	1	0	0	0	1	1	0
32 Alexandra Scroggs	03:01	0-0	0-0	0-0	0	0	0	0	0	1	0	0	-4
19 Marta Morales	07:39	0-1	0-1	0-0	0	0	1	0	0	1	0	0	-7
11 Raegyn Conley	03:53	0-1	0-1	0-0	1	1	0	0	0	0	0	0	-5
Team					0	2							

2022-23 SEASON GAME-BY-GAME BOX SCORES

GAME 21: VIRGINIA TECH 72 - VIRGINIA 60



Official Basketball Box Score - Final
Virginia Tech at Virginia
01/29/23 John Paul Jones Arena, Charlottesville
Virginia vs #12 Virginia Tech

Game Time: 6:00 PM
Game Duration: 1:51
Attendance: 5,103

Record: 17-4 (7-4) Officials: Fabio Cosulich-Stephens, Saf Echo, Meadow Overstreet

NO. Name	Min	FG		3P		FT		Rebounds		Fouls		TP	AS	TO	ST	Blocks		+/-
		M.A.	M.A.	M.A.	M.A.	OR	DR	OR	DR	PF	FF					BS	BA	
13 Taylor Soule	F 19:24	2-4	0-0	0-0	5-6	0	5	5	4	9	2	2	0	0	0	0	0	8
33 Elizabeth Killey	G 30:36	8-11	0-0	0-0	7	6	7	4	3	16	1	3	1	4	0	0	9	
5 Georgia Amoreo	G 37:44	4-11	1-4	0-1	0	4	4	2	2	9	5	3	0	1	0	0	8	
22 Cayla King	G 28:37	2-4	1-2	1-2	1	1	0	1	2	1	7	1	0	0	0	1	23	
23 Kayana Traylor	G 32:22	9-15	3-6	4-4	4	1	0	1	0	4	25	2	2	2	0	0	6	
11 D'asia Gregg	28:14	1-2	0-1	0-0	0	5	5	1	2	2	6	4	2	1	0	0	3	
15 Ashley Owusu	19:04	1-4	0-0	2-2	1	1	2	1	1	4	2	1	0	0	0	0	-1	
35 Taylor Geiman	09:59	0-0	0-0	0-0	0	0	0	0	1	0	0	0	0	0	0	0	4	
Team						2	5	7										
Totals		27-51	6-15	12-15	5	27	32	16	17	72	19	15	5	6	1	12		

Shooting By Period
1st FG% 10-15 66.7%
2nd FG% 5-13 38.5%
3rd FG% 5-13 38.5%
4th FG% 7-10 70.0%
5th FG% 2-3 66.7%
FT% 8-10 80%
GM FG% 27-51 52.9%
3PT% 6-15 40.0%
FT% 12-15 80.0%

Technical Fouls: NONE
Dead Ball Rebounds: 0

Record: 14-8 (3-8)

NO. Name	Min	FG		3P		FT		Rebounds		Fouls		TP	AS	TO	ST	Blocks		+/-
		M.A.	M.A.	M.A.	M.A.	OR	DR	OR	DR	PF	FF					BS	BA	
20 Camryn Taylor	F 27:46	9-16	0-0	4-5	1	2	3	3	6	22	1	2	0	0	2	2	2	
33 Sam Brunelle	F 18:25	1-2	0-1	2-2	0	0	0	0	0	3	4	5	0	0	0	0	0	
2 Taylor Valladay	G 32:27	3-8	0-0	3-3	2	4	6	3	4	9	4	3	4	0	1	-8		
5 Yontia Vaughn	G 12:42	0-2	0-1	0-0	0	1	1	1	0	0	2	0	0	0	0	-5		
44 McKenna Dale	G 31:36	2-5	2-5	0-0	4	4	0	0	6	1	0	1	0	0	-10			
34 London Clarkson	27:31	7-15	0-0	1-1	3	1	4	1	3	15	0	3	1	0	-19			
14 Kaydan Lawson	20:25	0-1	0-1	2-2	1	2	3	1	2	3	1	0	0	-11				
23 Alexia Smith	20:33	1-8	0-1	0-0	0	4	4	0	0	2	0	0	1	1	-13			
1 Carole Miller	07:54	0-0	0-0	0-0	2	2	2	0	0	1	1	0	0	0	6			
32 Cady Pauley	00:41	0-0	0-0	0-0	0	0	0	0	0	0	0	0	0	0	-2			
Team						1	0											
Totals		23-57	2-9	12-13	8	21	29	17	16	60	16	13	8	1	6	-12		

Shooting By Period
1st FG% 5-14 35.7%
2nd FG% 1-2 50.0%
3rd FG% 8-17 47.1%
4th FG% 1-2 50.0%
5th FG% 1-1 100%
FT% 4-4 100%
3PT% 0-0 0%
1st FG% 6-12 50.0%
2nd FG% 2-2 100%
FT% 7-8 87.5%
GM FG% 23-57 40.4%
3PT% 2-9 22.2%
FT% 12-13 92.3%

Technical Fouls: NONE
Dead Ball Rebounds: 0

Biggest lead	VAT		UVA		Points from Turnovers	VAT		UVA		Period by Period Scoring			
	15 (2 nd 8:10)	5 (1 st 9:26)	12 (1 st 5:20)	8 (2 nd 2:21)		30	32	1st	2nd	3rd	4th	TOT	
Best Scoring Run	1		1		17	15	26	11	11	24	72		
Lead Changes	1		1		9	12							
Times Tied	1		1		6	9							
Time with Lead	37:08		02:46		11	5	13	18	10	19	60		



GAME 22: VIRGINIA TECH 78 - SYRACUSE 64



Official Basketball Box Score - Final
Syracuse at Virginia Tech
02/02/23 Cassell Coliseum, Blacksburg, Va.
2022-23 Women's Basketball

Game Time: 7:00 PM
Game Duration: 1:52
Attendance: 2,592

Record: 14-9 (5-7) Officials: Carla Fontana, Jeffrey Smith, John Capodino

NO. Name	Min	FG		3P		FT		Rebounds		Fouls		TP	AS	TO	ST	Blocks		+/-
		M.A.	M.A.	M.A.	M.A.	OR	DR	OR	DR	PF	FF					BS	BA	
21 Saniaa Wilson	F 20:28	1-4	0-0	0-0	1	1	2	4	1	2	0	1	1	1	1	1	-15	
22 Kyra Wood	F 23:08	0-4	0-0	0-0	2	2	4	3	3	0	0	1	1	1	3	2	0	
2 D'yaisha Fair	G 39:00	7-21	2-7	4-7	1	5	6	0	6	20	5	3	2	0	1	-13		
5 Georgia Woolley	G 35:55	7-15	4-10	0-1	0	1	1	3	18	1	2	1	1	1	-11			
25 Alaina Rice	G 35:46	5-10	1-2	2-2	1	4	5	3	2	13	2	2	0	0	-1			
24 Darisuna Lewis	28:01	3-9	0-1	0-0	3	8	11	4	0	6	0	2	0	0	-5			
1 Kennedi Perkins	16:42	2-5	0-2	1-2	1	3	4	2	2	5	0	1	1	0	-5			
Team						1	0	1										
Totals		25-68	7-22	7-12	10	24	34	17	17	64	8	13	7	5	5	-14		

Shooting By Period
1st FG% 7-17 41.2%
2nd FG% 8-17 47.1%
3rd FG% 2-5 40.0%
4th FG% 4-15 26.7%
5th FG% 0-3 0.0%
FT% 6-11 54.5%
1st FG% 5-19 26.3%
2nd FG% 2-8 25.0%
FT% 0-0 0%
GM FG% 25-68 36.8%
3PT% 7-22 31.8%
FT% 6-11 54.5%

Technical Fouls: Rice 4 P:0.43
Dead Ball Rebounds: 0

Record: 18-4 (8-4)

NO. Name	Min	FG		3P		FT		Rebounds		Fouls		TP	AS	TO	ST	Blocks		+/-
		M.A.	M.A.	M.A.	M.A.	OR	DR	OR	DR	PF	FF					BS	BA	
13 Taylor Soule	F 23:32	6-11	0-0	0-2	1	4	5	3	12	2	2	1	0	0	12			
33 Elizabeth Killey	F 40:00	9-14	0-0	2-6	2	9	11	8	20	2	0	3	2	14				
5 Georgia Amoreo	G 35:54	5-13	4-10	1-2	1	2	3	3	15	3	3	1	0	14				
22 Cayla King	G 37:03	5-11	5-11	4-4	2	5	7	4	2	19	4	1	1	2	0			
23 Kayana Traylor	G 28:55	0-5	0-1	3-4	1	0	1	4	1	3	5	3	0	2	16			
11 D'asia Gregg	25:08	4-5	1-1	0-1	2	10	12	1	9	7	3	0	0	5				
15 Ashley Owusu	03:32	0-0	0-0	0-0	0	0	0	0	0	0	0	0	0	-4				
35 Taylor Geiman	05:56	0-0	0-0	0-0	0	0	0	0	0	0	0	0	0	0				
Team						0	5	5										
Totals		29-59	10-23	10-19	9	35	44	17	16	78	23	15	3	5	14			

Shooting By Period
1st FG% 5-17 29.4%
2nd FG% 1-4 25.0%
FT% 0-1 0%
3rd FG% 9-15 60.0%
4th FG% 5-10 50.0%
5th FG% 1-1 100%
FT% 7-16 43.8%
3PT% 2-4 50.0%
FT% 1-2 50%
1st FG% 8-11 72.7%
2nd FG% 2-3 66.7%
3PT% 8-15 53.3%
GM FG% 29-59 49.2%
3PT% 10-23 43.5%
FT% 10-19 52.6%

Technical Fouls: NONE
Dead Ball Rebounds: 0

Biggest lead	Cuse		Hokies		Points from Turnovers	Cuse		Hokies		Period by Period Scoring			
	10 (1 st 2:09)	17 (4 th 2:22)	11	12		32	28	1st	2nd	3rd	4th	TOT	
Best Scoring Run	9 (1 st 2:09)		16 (4 th 5:08)		9	11							
Lead Changes	6		9		11	11							
Times Tied	6		4		8	8							
Time with Lead	15:45		19:04		11	9							



GAME 23: VIRGINIA TECH 73 - NC STATE 61



Official Basketball Box Score - Final
Virginia Tech at NC State
02/02/23 Reynolds Coliseum, Raleigh
2022-23 Women's Basketball

Game Time: 6:00 PM
Game Duration: 1:52
Attendance: 5,500

Record: 19-4 (9-4) Officials: Dee Karmer, Joseph Vascy, Denise Brooks

NO. Name	Min	FG		3P		FT		Rebounds		Fouls		TP	AS	TO	ST	Blocks		+/-
		M.A.	M.A.	M.A.	M.A.	OR	DR	OR	DR	PF	FF					BS	BA	
13 Taylor Soule	F 34:33	1-5	0-1	0-0	1	5	6	2	2	2	2	3	0	1	17			
33 Elizabeth Killey	G 37:48	9-15	0-0	7-8	6	8	14	2	7	25	2	2	0	3	20			
5 Georgia Amoreo	G 38:43	11-21	5-11	0-0	0	3	3	0	27	6	3	1	1	0	14			
22 Cayla King	G 29:13	3-6	3-5	1-1	1	2	3	4	2	10	0	1	0	1	10			
23 Kayana Traylor	G 29:52	1-3	0-0	2-2	1	2	3	3	4	0	4	0	0	0	-9			
11 D'asia Gregg	21:49	1-2	1-2	2-2	0	8	8	2	5	0	2	0	0	0	-3			
15 Ashley Owusu	08:02	0-1	0-0	0-0	0	1	1	0	0	1	2	0	0	0	-7			
Team						1	3	4										
Totals		26-53	9-19	12-13	10	32	42	13	16	73	10	16	5	4	3	12		

Shooting By Period
1st FG% 6-12 50.0%
2nd FG% 7-14 50.0%
3rd FG% 7-14 50.0%
4th FG% 6-14 42.9%
5th FG% 2-6 33.3%
FT% 1-2 50%
GM FG% 26-53 49.1%
3PT% 9-19 47.4%
FT% 12-13 92.3%

Technical Fouls: NONE
Dead Ball Rebounds: 0

Record: 16-7 (6-6)

NO. Name	Min	FG		3P		FT		Rebounds		Fouls		TP	AS	TO	ST	Blocks		+/-
		M.A.	M.A.	M.A.	M.A.	OR	DR	OR	DR	PF	FF					BS	BA	
5 Jasha Boyd	F 18:45	0-4	0-0	0-0	0	3	3	1	0	0	1	0	1	0	1	-18		
41 Camille Hobby	C 19:40	4-7	0-0	2-2	0	2	3	0	0	0	1	1	2	3	0			
3 Diamond Johnson	G 33:03	6-15	4-7	0-0	1	2	3	1	0	16	2	2	0	0	-9			
11 Jakia Brown-Turner	G 22:33	1-4	0-1	1-3														

2022-23 SEASON GAME-BY-GAME BOX SCORES

GAME 25: VIRGINIA TECH 61 - DUKE 45

Official Basketball Box Score - Final
Duke at Virginia Tech
 02/16/23 Cassell Coliseum, Blacksburg, VA
 2022-23 Women's Basketball

Game Time: 7:00 PM
 Game Duration: 1:45
 Attendance: 3,084

Officials: Angela Sanchez, Bruce Morris, Edward Szlosky

Record: 22-4 (12-3)

NO. Name	Min	FG		3P		FT		Rebounds		Fouls		TP	AS	TO	ST	Blocks		+/-	
		M.A.	M.A.	M.A.	M.A.	OR	DR	OR	DR	OR	DR					OR	DR		OR
21 Kennedy Brown	F 21:20	1-2	0-0	0-0	0-0	2	2	2	2	0	0	0	1	1	0	1	1	0	-11
0 Celeste Taylor	G 28:24	5-12	0-1	2-2	1	1	2	0	1	12	1	2	2	0	0	0	0	0	-22
4 Elizabeth Bolegoun	G 15:06	1-1	1-1	0-0	0	0	0	4	0	3	1	1	1	1	0	0	0	-7	
24 Reigan Richardson	G 18:34	0-5	0-1	1-2	0	0	0	2	3	1	2	2	0	0	1	1	0	-7	
30 Shayann Day-Wilson	G 22:54	1-6	0-1	2-2	0	1	1	1	4	3	3	2	0	0	0	0	0	-17	
11 Jordyn Oliver	F 17:53	3-4	0-0	1-3	0	1	1	1	2	7	0	2	0	0	0	0	0	-7	
5 Taya Corsdale	24:54	0-2	0-1	0-0	0	6	6	5	0	0	0	2	1	5	0	0	0	-9	
42 Mia Heide	18:40	0-2	0-0	0-0	1	2	3	3	1	0	0	1	0	0	3	1	0	-5	
2 Vanessa de Jesus	17:06	3-8	0-1	2-2	0	3	3	1	3	8	1	1	3	0	2	1	0	-1	
3 Ashton Jackson	15:09	2-5	2-4	2-2	0	1	1	1	1	8	1	1	0	0	1	4	0	-4	
Team					0	4	4	0	0	0	0	0	0	0	0	0	0	0	
Totals		16-47	3-10	10-13	2	21	23	20	12	45	9	15	10	10	5	16			

Technical Fouls: NONE

Shooting By Period
 1st FG%: 5-14 35.7%
 2nd FG%: 1-11 9.1%
 3rd FG%: 0-0 0.0%
 4th FG%: 1-11 9.1%
 FT%: 1-2 50.0%
 GM FG%: 16-47 34.0%
 3PT%: 3-10 30.0%
 FT%: 10-13 76.9%

Dead Ball Rebounds: 1

Virginia Tech - 61

NO. Name	Min	FG		3P		FT		Rebounds		Fouls		TP	AS	TO	ST	Blocks		+/-
		M.A.	M.A.	M.A.	M.A.	OR	DR	OR	DR	OR	DR					OR	DR	
13 Taylor Soule	F 34:06	3-7	0-0	5-7	3	5	8	3	7	11	1	0	3	1	2	16		
33 Elizabeth Kisley	C 38:16	8-18	0-0	4-7	7	11	3	5	20	1	0	2	4	3	19			
5 Georgia Amoree	G 37:34	8-18	4-8	0-0	0	4	4	0	20	1	4	2	0	3	14			
22 Cayla King	G 31:11	1-2	1-1	0-0	0	4	2	1	3	1	1	1	0	0	16			
23 Kayana Traylor	G 30:45	1-4	0-1	2-2	0	3	3	1	4	5	1	1	0	0	11			
11 Dasia Gregg	22:26	1-5	0-0	1-2	2	4	6	0	2	1	1	4	0	2	0			
15 Ashley Owusu	03:33	0-1	0-0	0-0	0	1	1	0	0	0	0	0	0	0	2			
35 Taylor Geiman	02:09	0-0	0-0	0-0	0	1	0	1	0	1	0	0	0	0	2			
Team					1	2	3	0	5									
Totals		22-55	5-10	12-18	11	30	41	12	20	61	9	16	9	5	10	16		

Technical Fouls: NONE

Shooting By Period
 1st FG%: 9-17 52.9%
 2nd FG%: 1-3 33.3%
 3rd FG%: 4-4 100%
 4th FG%: 3-10 30.0%
 FT%: 3-4 75%
 GM FG%: 22-55 40.0%
 3PT%: 2-10 20.0%
 FT%: 2-4 50%
 GM FG%: 22-55 40.0%
 3PT%: 5-10 50.0%
 FT%: 12-18 66.7%

Dead Ball Rebounds: 6, 1

Biggest lead	Devs		Hokies		Points from Turnovers	Paint	Period by Period Scoring					
	1st	2nd	3rd	4th			TOT					
Best Scoring Run	2 (1st 9:44)	26 (3rd 7:43)	11	18	11	26	22	11	3	12	19	45
Lead Changes	1	1	3	6	11	3	6	11	3	6	11	33
Times Tied	1	1	4	2	4	2	4	2	4	2	4	16
Time with Lead	00:16	38:37	23	3	18	18	10	18	10	18	10	61



GAME 26: VIRGINIA TECH 75 - NC STATE 62

Official Basketball Box Score - Final
NC State at Virginia Tech
 02/16/23 Cassell Coliseum, Blacksburg, VA
 2022-23 Women's Basketball

Game Time: 4:00 PM
 Game Duration: 1:42
 Attendance: 6,413

Officials: Karen Pharo, Bry Smith, Mark Pech

Record: 18-9 (8-8)

NO. Name	Min	FG		3P		FT		Rebounds		Fouls		TP	AS	TO	ST	Blocks		+/-
		M.A.	M.A.	M.A.	M.A.	OR	DR	OR	DR	OR	DR					OR	DR	
5 Jada Boyd	F 25:35	1-6	0-0	3-6	1	2	3	1	7	5	3	0	0	1	1	1	1	-11
41 Camille Hobby	C 18:28	3-7	0-1	2-2	1	2	3	2	2	8	0	0	1	0	1	1	1	-14
10 Alazha James	G 29:49	6-11	3-6	5-5	0	3	3	5	4	20	2	3	1	0	0	0	0	-9
11 Jakia Brown-Turner	G 36:44	3-15	1-6	0-0	0	3	3	1	1	7	3	0	0	0	2	1	0	-18
21 Madison Hayes	G 40:00	0-6	0-2	1-2	5	2	7	2	3	1	3	1	1	0	1	1	0	-13
2 Mimi Collins	31:07	6-9	0-1	0-0	1	4	5	2	0	12	2	0	0	0	0	0	0	-5
1 River Baldwin	18:17	4-10	1-1	0-0	2	1	3	2	0	9	0	0	0	1	3	5	0	-5
Team					1	3	4	0	1									
Totals		23-64	5-17	11-15	11	20	31	15	17	82	13	5	4	2	8	13		

Technical Fouls: NONE

Shooting By Period
 1st FG%: 7-16 43.8%
 2nd FG%: 6-14 42.9%
 3rd FG%: 0-2 0.0%
 4th FG%: 6-17 35.3%
 FT%: 1-2 50%
 GM FG%: 23-64 35.9%
 3PT%: 5-17 29.4%
 FT%: 11-15 73.3%

Dead Ball Rebounds: 0

Virginia Tech - 75

NO. Name	Min	FG		3P		FT		Rebounds		Fouls		TP	AS	TO	ST	Blocks		+/-
		M.A.	M.A.	M.A.	M.A.	OR	DR	OR	DR	OR	DR					OR	DR	
13 Taylor Soule	F 31:24	6-8	0-1	0-1	0	1	1	3	3	12	1	1	0	0	0	0	0	0
33 Elizabeth Kisley	C 37:29	11-16	0-0	2-3	1	9	10	1	5	24	1	1	0	7	2	14		
5 Georgia Amoree	G 37:27	5-15	2-9	3-4	1	2	4	4	15	11	0	0	0	0	9			
22 Cayla King	G 26:34	1-3	0-2	0-0	0	3	3	3	0	2	2	0	0	1	0	4		
23 Kayana Traylor	G 24:44	2-6	0-2	2-2	0	2	2	3	1	6	0	2	0	0	0	13		
11 Dasia Gregg	27:12	5-6	3-4	0-0	2	7	9	3	8	13	3	1	0	0	0	0	0	
15 Ashley Owusu	01:57	0-0	0-0	0-0	0	0	0	0	0	0	0	0	0	0	0	0	0	
35 Taylor Geiman	12:10	1-1	1-1	0-0	0	0	0	0	0	3	1	2	0	0	0	0	0	
10 Charise Dunn	00:21	0-0	0-0	0-0	0	0	0	0	0	0	0	0	0	0	0	0	0	
14 Maddie Vesjicky	00:21	0-0	0-0	0-0	0	1	1	0	0	0	0	0	0	0	0	0	0	
32 Clara Ford	00:21	0-0	0-0	0-0	0	0	0	0	0	0	0	0	0	0	0	0	0	
Team					1	2	3	0	0									
Totals		31-55	6-19	7-10	5	27	32	17	15	75	19	10	2	8	2	13		

Technical Fouls: NONE

Shooting By Period
 1st FG%: 7-15 46.7%
 2nd FG%: 2-9 22.2%
 3rd FG%: 2-2 100%
 4th FG%: 2-13 15.4%
 FT%: 1-3 33.3%
 GM FG%: 31-55 56.4%
 3PT%: 6-19 31.6%
 FT%: 7-10 70.0%

Dead Ball Rebounds: 2, 1

Biggest lead	Pack		Hokies		Points from Turnovers	Paint	Period by Period Scoring					
	1st	2nd	3rd	4th			TOT					
Best Scoring Run	5 (2nd 9:10)	20 (3rd 5:27)	15	8	15	28	26	19	17	11	15	62
Lead Changes	4	4	9	2	11	3	2	9	2	11	3	22
Times Tied	6	6	3	8	0	1	2	0	0	0	0	10
Time with Lead	03:34	31:44	21	16	18	29	13	15	75			



GAME 27: VIRGINIA TECH 61 - UNC 59

Official Basketball Box Score - Final
Virginia Tech at North Carolina
 02/23/23 Carmichael Arena, Chapel Hill
 2022-23 Women's Basketball

Game Time: 8:00 PM
 Game Duration: 2:00
 Attendance: 2,900

Officials: Puarani Spruick-Welch, Eric Brown, Brandon Entinse

Record: 23-4 (11-4)

NO. Name	Min	FG		3P		FT		Rebounds		Fouls		TP	AS	TO	ST	Blocks		+/-
		M.A.	M.A.	M.A.	M.A.	OR	DR	OR	DR	OR	DR					OR	DR	
13 Taylor Soule	F 31:20	1-4	0-0	0-2	3	4	7	3	4	2	1	2	1	1	0	0	0	-6
33 Elizabeth Kisley	C 40:00	9-14	0-0	3-4	2	8	10	2	6	21	2	2	2	1	1	2	0	0
5 Georgia Amoree	G 40:00	4-14	2-10	0-0	0	3	3	1	2	10	4	6	1	1	0	2	0	0
22 Cayla King	G 19:11	1-6	0-4	2-2	1	4	5	4	1	4	2	2	0	0	0	0	0	-3
23 Kayana Traylor	G 35:03	7-13	4-6	2-2	2	1	1	1	20	2	4	0	0	0	1	0	0	
11 Dasia Gregg	29:30	2-2	0-0	0-0	1	3	4	3	2	4	1	2	2	0	0	0	0	
35 Taylor Geiman	04:56	0-0	0-0	0-0	0	1	1	1	0	1	0	0	0	0	0	0	0	
Team					5	3	8	0	2									
Totals		24-53	6-20	7-10	14	27	41	15	18	61	13	20	6	2	2	2		

Technical Fouls: NONE

Shooting By Period
 1st FG%: 4-18 22.2%
 2nd FG%: 1-6 16.7%
 3rd FG%: 0-0 0%
 4th FG%: 9-15 60%
 FT%: 2-2 100%
 GM FG%: 24-53 45.3%
 3PT%: 6-20 30%
 FT%: 7-10 70%

Dead Ball Rebounds: 3, 1

North Carolina - 59

NO. Name

PHOTO ROSTER



1

CARLEIGH WENZEL
FR • G • 6-0
San Antonio, Texas



3

CHLOE BROOKS
GR • G • 5-10
Harrisonburg, Va.



5

GEORGIA AMOORE
JR • G • 5-6
Ballarat, Victoria, Australia



10

CHARLISE DUNN
FR • G • 6-2
Victoria, Australia




11

D'ASIA GREGG
SR • F • 6-2
Florence, S.C.




13

TAYLOR SOULE
GR • F • 5-11
West Lebanon, N.H.



14

MADDIE VEJSICKY
FR • G • 6-0
Newark, Ohio



15

ASHLEY OWUSU
SR • G • 6-0
Woodbridge, Va.



22

CAYLA KING
SR • G • 6-0
Greensboro, N.C.



23

KAYANA TRAYLOR
SR • G • 5-9
Martinsville, Ind.



32

CLARA FORD
GR • C • 6-3
Vienna, Va.



33

ELIZABETH KITLEY
SR • C • 6-6
Summerfield, N.C.



35

TAYLOR GEIMAN
SR • G • 6-0
Hanover, Pa.



KENNY BROOKS
HEAD COACH
7th SEASON



LINDSEY HICKS
ASSISTANT COACH
3rd SEASON



RADVILE AUTUKAITE
ASSISTANT COACH
1st SEASON