

UNIVERSITY OF HOUSTON BASKETBALL

ATHLETICS COMMUNICATIONS: 3204 Cullen Blvd. • Suite 2008 • Houston, TX • 77204 • Contact: Jeff Conrad (jconrad@central.uh.edu) O: (713) 743-9410 | C: (713) 557-3841 • UHCougars.com

#2/1 HOUSTON COUGARS (33-3 • 17-1 American)

Nov. 7 NORTHERN COLORADO ESPN+ **W, 83-36**
Veterans Classic (Veterans Hall • Annapolis, Md.)
 Nov. 11 vs. Saint Joseph's CBSN **W, 81-55**

Cougar Classic

Nov. 14 ORAL ROBERTS ESPN+ **W, 83-45**
Nov. 16 TEXAS SOUTHERN ESPN+ **W, 83-48**
 Nov. 20 at rv/rv Oregon ESPN **W, 66-56**
Nov. 26 KENT STATE ESPN+ **W, 49-44**
Nov. 29 NORFOLK STATE ESPN+ **W, 100-52**

The Battleground 2K22 (Dickies Arena • Fort Worth, Texas)
 Dec. 3 vs. -/rv Saint Mary's (Calif.) ESPN2 **W, 53-48**

Dec. 6 NORTH FLORIDA ESPN+ **W, 76-42**
Dec. 10 #8/10 ALABAMA ABC **L, 65-71**

Coaches vs. Racism | HBCU Roundball Classic

Dec. 13 NORTH CAROLINA A&T ESPN+ **W, 74-46**
 Dec. 17 at #2/2 Virginia ESPN2 **W, 69-61**
Dec. 21 MCNEESE ESPN+ **W, 83-44**
 Dec. 28 * at Tulsa ESPN+ **W, 89-50**
Dec. 31 * UCF ESPN+ **W, 71-65**

Jan. 5 * SMU ESPN2 **W, 87-53**
 Jan. 8 * at Cincinnati ESPN **W, 72-59**
Jan. 11 * SOUTH FLORIDA ESPN+ **W, 83-77**
 Jan. 17 * at -/rv Tulane ESPN+ **W, 80-60**
Jan. 22 * TEMPLE ESPN **L, 55-56**
 Jan. 25 * at UCF ESPN+ **W, 82-71**
Jan. 28 * CINCINNATI CBS **W, 75-69**

Feb. 2 * at Wichita State ESPN2 **W, 70-61**
 Feb. 5 * at Temple ESPN2 **W, 81-65**
Feb. 8 * TULSA ESPN+ **W, 80-42**
 Feb. 16 * at SMU ESPN2 **W, 80-65**
Feb. 19 * MEMPHIS ESPN **W, 72-64**
Feb. 22 * TULANE ESPN+ **W, 89-59**
 Feb. 25 * at East Carolina ESPN2 **W, 76-57**

Senior Night
March 2 * WICHITA STATE ESPN2 **W, 83-66**
 March 5 * at Memphis CBS **W, 67-65**

American Athletic Conference Championship (Dickies Arena • Fort Worth, Texas)
 March 10 vs. (9) East Carolina ESPN2 **W, 60-46**
 March 11 vs. (4) Cincinnati ESPN2 **W, 69-48**
 March 12 vs. (2) Memphis ESPN **L, 65-75**

NCAA Tournament First/Second Rounds (Legacy Arena • Birmingham, Ala.)
 March 16 vs. (16) Northern Kentucky TNT **W, 63-52**
 March 18 vs. (9) Auburn TBS **W, 81-64**

NCAA Tournament Midwest Regional (T-Mobile Center, Kansas City, Mo.)
 March 24 vs. #16/15 (5) Miami (Fla) CBS **6:15 p.m.**
 March 26 vs. (2) Texas(3) Xavier TBA

NCAA Tournament Final Four (NRG Stadium • Houston)
 April 1/3 vs. TBA TBA

Home Games played in Fertitta Center and listed in **BOLD CAPS**
 All times are Central and subject to change
 Rankings listed as Associated Press/USA TODAY Sports Coaches'
 All games can be heard on **950 AM KPRC & Varsity Network app**

NCAA TOURNAMENT MIDWEST REGION SWEET 16 #16/15 (5) MIAMI (Fla.) HURRICANES (27-7 • 15-5 ACC) vs. #2/1 (1) HOUSTON COUGARS (33-3 • 17-1 American)

6:15 p.m. • Friday, March 24, 2023
T-Mobile Center (18,972) Kansas City, Mo.
CBS | 950 AM KPRC | Varsity Network app

#2/1 HOUSTON FACES #16/15 (5) MIAMI (Fla.) in NCAA SWEET 16
 • Winners of 15 of its last 16 games, #2/1 Houston competes in the NCAA Sweet for the fourth consecutive Tournament when it faces #16/15 (5) Miami (Fla.) at 6:10 p.m., Friday, inside T-Mobile Center in Kansas City, Mo.

• The Cougars earned their trip to the Sweet 16 following wins over (16) Northern Kentucky and (9) Auburn in the NCAA First/Second Rounds last weekend in Birmingham, Ala.

Under the leadership of four-time American Athletic Conference Coach of the Year **Kelvin Sampson**, the Cougars have tied the school single-season record for wins and completed in the Top Five of both national polls throughout the 2022-23 season.

• Consensus All-American guard **Marcus Sasser** leads the Cougars with 16.9 points per game. Junior point guard **Jamal Shead** is one of only 10 student-athletes to rank among the nation's Top-30 leaders in both assists per game and assist-turnover ratio.

HEADLINES and STORYLINES

• Houston joins Gonzaga as the only schools to compete in the NCAA Sweet 16 in each of the last four NCAA Tournaments.

• In 2022-23, Houston remains one of the nation's premier teams away from home. This season, the Cougars have posted a 6-1 record in neutral-site games with an 11-0 record in true road games for a 17-1 total mark.

• Through March 19 games, Houston **leads the nation in field-goal percentage defense (36.1), scoring margin (+18.3), is tied for the national lead in winning percentage (91.7) ranks second in scoring defense (56.6) and 3-point field goal percentage defense (27.4), stands among the Top 10 in rebounding margin (+7.4, 7th) and is among the Top 25 in turnovers (10.1, 14th), offensive rebounding (12.7, 15th), turnover margin (+3.8, 15th), rebounding (39.1, 16th), blocked shots (4.9, 16th) and assist-turnover ratio (1.46, 16th).**

• In addition to several national statistical categories, the Cougars also ranked #1 in the final NCAA NET rankings, the latest *KenPom.com* efficiency rankings and ESPN BPI through March 19. The Cougars are the only team in the nation to rank among the Top-19 leaders in both *KenPom.com* offensive and defensive efficiencies.

• Since 2017-18, Houston ranks as the nation's second-winningest team with a 176-33 record. Only Gonzaga with a 185-21 record stands higher through games of March 19.

• Winning the regular season by four games over Memphis, the Cougars dominated the American Athletic Conference postseason awards in 2022-23. For the complete All-Conference awards, please visit page 4 in the bottom left corner.

• With his sixth American Athletic Conference championship (regular season and tournament) with the Cougars, **Head Coach Kelvin Sampson** tied Hall of Fame **Coach Guy V. Lewis** for the most conference titles in school history.

SETTING the SCENE

Television: **CBS**
Jim Nantz (PXP)
Bill Raftery (analyst)
Grant Hill (analyst)
Tracy Wolfson (reporter)

Radio: **950 AM KPRC / Varsity Network app**
Jeremy Branham (PXP)
 Pregame show begins at 6 p.m.

Series vs. Miami (Fla.): Houston leads 9-5
 First meeting since Feb. 20, 1971
 Houston won last five, six of last seven
 Houston won last, 99-93
 Miami - Feb. 20, 1971
 First meeting at neutral site
 First meeting in NCAA Tournament

Houston Head Coach: Kelvin Sampson
 (UNC Pembroke '78)
Career Record: 732-343 (34th year)
Houston Record: 232-173 (9th year)
vs. Miami (Fla.): First meeting
vs. Jim Larranaga: First meeting

Miami (Fla.) Head Coach: Jim Larranaga
 (Providence '71)
Career Record: 723-482 (39th yr.)
Miami (Fla.) Record: 253-148 (12th yr.)
vs. Houston: First meeting
vs. Kelvin Sampson: First meeting

Up Next ^ NCAA Tournament Elite Eight
 Sunday, March 26 • Time TBA
 vs. (2) Texas(3) Xavier
 T-Mobile Center • Kansas City, Mo.
 TV TBA • 950 AM KPRC / Varsity Network app
 ^ - with win in Sweet 16

@UHCOUGARMBK
#ForTheCity
#GoCoogs

THE KELVIN SAMPSON RADIO SHOW

Acme Oyster House • 1201 Westheimer Rd.
7 p.m. • Mondays

Head Coach Kelvin Sampson holds his weekly radio show on most Mondays, inside Acme Oyster House (1201 Westheimer, Houston, 77006).

Hosted by **Jeremy Branham**, the show airs from 7 to 8 p.m., during the American Athletic Conference season.

Each week, Coach Sampson and Jeremy discuss the latest news about Houston Basketball, the American Athletic Conference, the NCAA and

more. Student-athlete and coaching and support staff guests also join Coach and Jeremy on shows throughout the season.
 Fans can tune in to 950 AM KPRC or listen via the Varsity Network app.
 Fans can participate by tweeting questions to @UHCougarMBK.

Jan. 2	Feb. 13
Jan. 9	Feb. 20
Jan. 18	Feb. 27
Jan. 23	March 6
Jan. 30	March 13
Feb. 6	



HOUSTON COUGARS at a GLANCE (starters based on last game)

PROBABLE STARTERS	Pos.	Ht.	Wt.	Cl.-Exp.	Hometown	G-GS	PPG	RPG	Other
1 Jamal Shead	G	6-1	195	* Jr.-2L	Manor, Texas	36-36	10.4	3.0	5.4 apg
0 Marcus Sasser	G	6-2	195	* Sr.-3L	Dallas, Texas	35-35	16.9	2.8	1.98 ast-TO
12 Tramon Mark	G	6-5	195	* So.-2L	Dickinson, Texas	36-36	10.0	4.9	1.1 spg
25 Jarace Walker	F	6-8	240	Fr.-HS	New Freedom, Pa.	35-34	11.1	6.7	2.3 orpg
13 J'Wan Roberts	F	6-7	230	* R.-Jr.-2L	St.Thomas, U.S. Virgin Islands	36-35	10.3	7.9	61.3 FG%
RESERVES	Pos.	Ht.	Wt.	Cl.-Exp.	Hometown	G-GS	PPG	RPG	Other
32 Reggie Chaney	F	6-8	230	c-Sr.-2L	Tulsa, Okla.	34-1	2.9	2.6	0.7 spg
21 Emanuel Sharp	G	6-3	205	r-Fr.-RS	Tampa, Fla.	32-0	5.9	2.3	88.1 FT%
23 Terrance Arceneaux	G	6-5	190	Fr.-HS	Beaumont, Texas	33-1	3.8	2.5	0.7 spg
5 Ja'Vier Francis	F	6-8	235	So.-1L	New Orleans, La.	34-1	4.4	3.6	1.1 bpg
20 Ryan Elvin	G	6-1	170	* Jr.-SQ	Round Rock, Texas	15-0	1.5	0.3	0.2 spg
4 Darius Bowser	C	6-9	250	Gr.-TR	Gaffney, S.C.	6-1	0.0	0.3	2.6 mpg
3 Ramon Walker Jr.	G	6-4	210	So.-1L	Pearland, Texas	10-0	2.9	2.5	0.4 apg
24 Mylik Wilson	G	6-2	175	Sr.-TR	Rayville, La.	---	---	---	---
2 Cedric Lath	G	6-9	265	Fr.-HS	Abidjan, Ivory Coast	---	---	---	---

* - eligible for extra COVID year following senior season

2023 NCAA DIVISION I MEN'S BASKETBALL CHAMPIONSHIP

FIRST ROUND MARCH 18-17 | **SECOND ROUND** MARCH 18-19 | **SWEET 16** MARCH 23-24 | **ELITE 8** MARCH 25-26 | **NATIONAL SEMIFINALS** APRIL 1 | **FIRST FOUR** MARCH 14-15 | **NATIONAL SEMIFINALS** APRIL 1 | **SWEET 16** MARCH 23-24 | **ELITE 8** MARCH 25-26 | **NATIONAL SEMIFINALS** APRIL 1

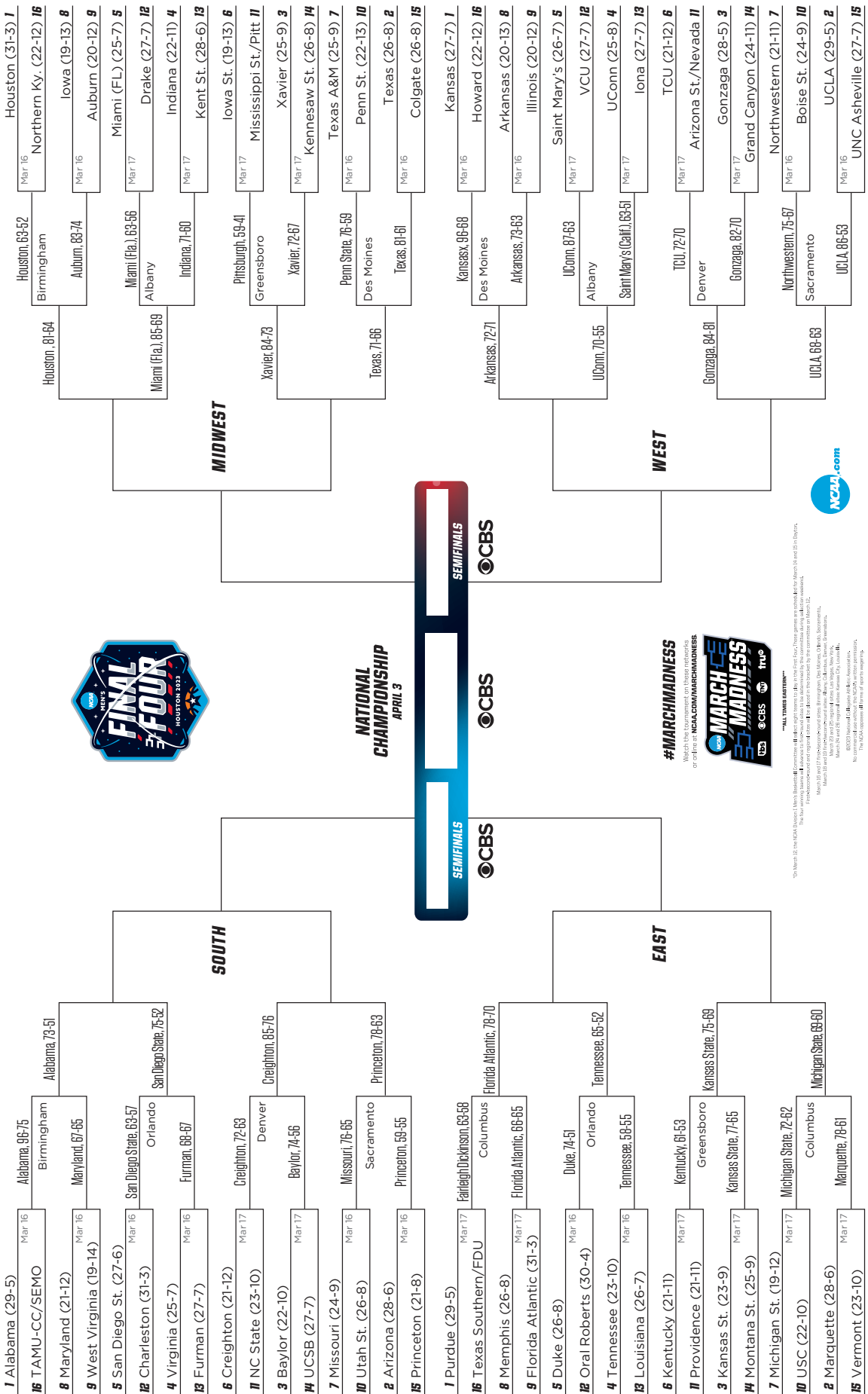
DAVTON
MARCH 14-15

16 Texas A&M-CC (23-10) | 11 Mississippi St. (21-12)

16 SE Missouri St. (19-16) | 11 Pittsburgh (22-11)

16 Houston (31-3) | 11 Arizona St. (22-12)

16 Northern Ky. (22-12) | 11 Nevada (22-10)



NATIONAL CHAMPIONSHIP
APRIL 3

SEMIFINALS
CBS

#MARCHMADNESS
Watch the tournament on these networks or online at NCAA.COM/MARCHMADNESS

NCAA.com

©2023 NCAA. All rights reserved. The NCAA logo is a registered trademark of the National Collegiate Athletic Association. The NCAA logo is a registered trademark of the National Collegiate Athletic Association. The NCAA logo is a registered trademark of the National Collegiate Athletic Association.

QUICK FACTS

GENERAL INFORMATION

Location:	Houston, Texas
Founded:	1927
Enrollment:	47,035
Nickname:	Cougars
Colors:	Scarlet (PMS 186) and White
Arena (capacity):	Fertitta Center (7,035)
Court Name:	Penick Court
Affiliation:	NCAA Division I
Conference:	American Athletic
President/Chancellor:	Dr. Renu Khator
Vice President for Athletics:	Chris Pezman
NCAA Faculty Representative:	Dr. Catherine Horn
Department of Athletics Phone:	(713) 743-9969
Athletics Ticket Office Phone:	(713) Go-Coogs (462-6647)

COACHING STAFF

Head Coach:	Kelvin Sampson (UNC Pembroke '78)
Record at Houston:	232-73 (9th yr.)
Career Record:	732-343 (34th yr.)
Assistant Coaches:	Kellen Sampson, Quannas White, Hollis Price

SUPPORT STAFF

Special Assistant to the Head Coach:	K.C. Beard
Director of Operations & Basketball Strategy:	Bobby Champagne
Director of Operations:	Lauren Sampson
Director of Player Development:	Anthony Goldwire
Video Coordinator:	Matthew McDonald
Associate AD for Sports Medicine:	John Houston
Director of Sports Performance:	Alan Bishop
Director of Program Strategy & Player Relations:	Bilal Batley
Associate Director of Operations:	Daniel Hixon
Video Assistant:	Miles Lester
Internal Operations:	Kellen Hutchinson, Cole Rabedeaux
Student Managers:	Eddie Lopez, Jonathan Loredo, Matthew Criswell, Carson Calhoun, Blaise Dupre, Bradley Seibert, Ben Still, Ciarra Merchant, Cameron Simmons, Daniela Perdomo, Bryan Gutierrez

TEAM INFORMATION

2021-22 Record:	32-6
2021-22 American Finish:	15-3 (Champions)
2021-22 American Championship Finish:	3-0 (Champions)
Starters Returning/Lost:	2/4
Lettermen Returning/Lost:	7/5
Newcomers:	4
Returning Scoring:	36.0% (1,063 of 2,844 pts.)
Returning Rebounding:	42.1% (624 of 1,482 rebs.)
Returning Assists:	51.5% (318 of 617 asts.)

FERTITTA CENTER

Capacity:	7,035
Record:	76-6 (.927)
First Game:	W, 65-61, vs. #18/21 Oregon (Dec. 1, 2018)
Attendance:	496,539 (6,056 avg.)
Renovation Cost:	\$60 million
Architects:	PGAL and AECOM
Project Manager:	Turner Construction

HISTORY

First Season:	1946
All-Time Record:	1,403-876 (.616)
NCAA Tournament Appearances / Last:	24 / 2023
Postseason Record:	43-42 (.506)
National Championship Appearances:	2 (1984, 1983)
Final Four Appearances:	6 (2021, 1984, 1983, 1982, 1968, 1967)
Elite Eight Appearances:	7 (2022, 2021, 1984, 1983, 1982, 1968, 1967)
Sweet 16 Appearances:	15 (2023, 2022, 2021, 2019, 1983, 1983, 1982, 1971, 1970, 1968, 1967, 1966, 1965, 1961, 1956)
Last NCAA Appearance:	2023 NCAA Tournament (defeated (9) Auburn, Round of 32, 81-64, March 18, 2023)
Conference Regular-Season Championships / Last:	11 (2022-23)
Conference Tournament Championships / Last:	8 (2022)
NIT Appearances:	11 (2017, 2016, 2006, 2005, 2002, 1993, 1991, 1988, 1985, 1977, 1962)
Last NIT Appearance:	2017 (lost to Akron, First Round)

ATHLETICS COMMUNICATIONS

Assistant AD / Primary Basketball Contact:	Jeff Conrad
Office / Cell Phone:	(713) 743-9410 / (713) 557-3841
Email:	jaconrad@central.uh.edu

2022-23 HOUSTON COUGARS

No.	Name	Pos.	Ht.	Wt.	Cl.-Exp.	Hometown-High School (Last School)
0	Marcus Sasser	G	6-2	195	* Sr.-3L	Dallas, Texas-Red Oak
1	Jamal Shead	G	6-1	195	* Jr.-2L	Manor, Texas-Manor
2	Cedric Lath	C	6-9	265	Fr.-HS	Abidjan, Ivory Coast-Balboa School [San Diego, Calif.]
3	Ramon Walker Jr.	G	6-4	210	So.-1L	Pearland, Texas-Shadow Creek
4	Darius Bowser	C	6-9	250	c-Sr.-TR	Gaffney, S.C.-Gaffney (Charleston Southern)
5	Ja'Vier Francis	F	6-8	235	So.-1L	New Orleans, La.-Montverde Academy [Fla.]
12	Tramon Mark	G	6-5	195	* r-So.-2L	Dickinson, Texas-Dickinson
13	J'Wan Roberts	F	6-7	230	* r-Jr.-2L	St. Thomas, U.S. Virgin Islands-Shoemaker [Killeen, Texas]
20	Ryan Elvin	G	6-1	170	* Jr.-SQ	Round Rock, Texas-Cedar Ridge
21	Emanuel Sharp	G	6-3	205	r-Fr.-RS	Tampa, Fla.-Bishop McLaughlin School
23	Terrance Arceneaux	G	6-5	190	Fr.-HS	Beaumont, Texas-Beaumont United
24	Mylik Wilson	G	6-2	175	* Sr.-TR	Rayville, La.-Rayville (Texas Tech/Louisiana)
25	Jarace Walker	F	6-8	240	Fr.-HS	New Freedom, Pa.-IMG Academy [Bradenton, Fla.]
32	Reggie Chaney	F	6-8	230	c-Sr.-1L	Tulsa, Okla.-Findlay Prep [Henderson, Nev.] (Arkansas)

* - eligible for extra year due to COVID-19 pandemic

COACHING STAFF

Head Coach: Kelvin Sampson (UNC Pembroke '78), 9th season
Assistant Coach: Kellen Sampson (Oklahoma '07), 9th season
Assistant Coach: Quannas White (Oklahoma '06), 5th season
Assistant Coach: Hollis Price (Oklahoma '11), 1st season as asst. coach/9th season (overall)

SUPPORT STAFF

Special Assistant to the Head Coach: K.C. Beard (Boise State '08)
Director of Operations & Basketball Strategy: Bobby Champagne (South Alabama '90)
Director of Operations: Lauren Sampson (Oklahoma '04)
Director of Player Development: Anthony Goldwire (Houston '20)
Video Coordinator: Matthew McDonald (Houston '19)
Associate AD for Sports Medicine: John Houston (Texas Tech '91)
Director of Sports Performance: Alan Bishop (Utah State '09)
Director of Program Strategy & Player Relations: Bilal Batley (Oklahoma '07)
Associate Director of Operations: Daniel Hixon (Houston '19)
Video Assistant: Miles Lester (Wake Forest '22)
Internal Operations: Kellen Hutchinson, Cole Rabedeaux (Wisconsin-Eau Claire '20)
Student Managers: Eddie Lopez, Jonathan Loredo, Matthew Criswell, Carson Calhoun, Blaise Dupre, Bradley Seibert, Ben Still, Ciarra Merchant, Cameron Simmons, Daniela Perdomo, Bryan Gutierrez, Laith Akhras

PRONUNCIATION GUIDE

Names	Pronunciation
TERRANCE ARCENEAUX	Tair-Ents Ar-Suh-Know
BILAL BATLEY	Buh-Loll (rhymes with Ball) Bat-Lee
DARIUS BOWSER	Dare-E-Uhs Bow-(as in now)-Zur
Bobby CHAMPAGNE	Sham-Pain
Ja'VIER Francis	Jay-Vee-Ur
CEDRIC LATH	Sed-Rick Lot
TRAMON Mark	Truh-Mon
Cole RABEDEAUX	Rab-Uh-Doe
J'WAN Roberts	Juh-wahn
EMANUEL Sharp	E-Man-You-Ell
JAMAL SHEAD	Juh-Mall Shed
JARACE Walker	Jair-Us
RAMON Walker Jr.	Ruh-Moan
QUANNAS White	Kwah-Nus
MYLIK Wilson	Muh-Leek
Hometowns	
ABIDJAN, Ivory Coast	Ah-Buh-Jahn
BEAUMONT, Texas	Bo-Mont
GAFFNEY, S.C.	Gaff-Neer
KILLEEN, Texas	Kuh-Leen
MANOR, Texas	May-Nur
PEARLAND, Texas	Pair-Land



HOUSTON x JORDAN BRAND

- In April 2018, the Cougars became the seventh school to be selected to join the Jordan Brand family.
- Houston is one of 11 schools to wear the Jumpman logo, joining North Carolina, Michigan, Oklahoma, Florida, Georgetown, Marquette, San Diego State, UCLA, Morehouse and Howard.
- In December 2020, Houston Women's Basketball joined the Jumpman roster.

UP NEXT

- With a win over #16/15 (5) Miami (Fla.), Houston would advance to the NCAA Tournament Elite Eight for the third straight NCAA Tournament.
- There, the Cougars would face the winner of (2) Texas-(3) Xavier on Sunday, March 26.
- Time and broadcasting network will be announced after the Sweet 16 games are completed.
- All Houston Men's Basketball games can be heard on 950 AM KPRC and the Varsity Network app.



HOUSTON to JOIN BIG 12

- On Sept. 9, 2021, the University of Houston accepted an invitation to join the Big 12 Conference.
- Cougars joined with BYU, Cincinnati and UCF to become part of the league... Will compete against current Big 12 members Baylor, Iowa State, Kansas, Kansas State, Oklahoma State, TCU, Texas Tech and West Virginia.
- Houston will begin Big 12 competition in Fall 2023.

TEAM COMPARISON

Category	UH	UM
Associated Press (as of March 13)	2nd	---
USATODAY Sports Coaches (as of March 13)	1st	---
NET ranking (through March 12)	1st	35th
KenPom (through March 19)	1st (+29.18)	32nd (+16.33)
Offensive Efficiency	9th (118.5)	11th (118.0)
Defensive Efficiency	4th (89.3)	108th (101.7)
ESPN BPI (through March 19)	1st	33rd
Overall Record	33-3	27-7
Conference Record (through March 23)	18-1 (Champions)	15-5 (Champs)
	The American	ACC
Points	74.9	79.1
Opp. Points	56.6	71.6
Scoring Margin	+18.3	+7.5
Rebounds	39.1	35.1
Opp. Rebounds	31.6	32.0
Rebounding Margin	+7.4	+3.2
Field Goal Pct.	46.1	48.1
Opp. Field Goal Pct.	36.1	44.7
3-Point Pct.	34.2	36.8
Opp. 3-Point Pct.	27.4	33.4
3-Point FG per game	7.4	7.6
Free Throw Pct.	72.7	77.4
Opp. Free Throw Pct.	68.5	74.0
Free Throws Made per Game	12.4	14.0
Personal Fouls	16.7	14.2
Assists	14.7	11.6
Turnovers	10.1	14.3
Turnovers Forced	13.9	12.5
Turnover Margin	+3.8	+1.2
Assist/Turnover Ratio	1.5	1.3
Blocked Shots	4.9	3.2
Steals	8.1	7.3

NET NOTES

- Houston finished at #1 in the final NET rankings released by the NCAA on March 12.
- Miami (Fla.) was ranked #35 in the rankings.
- Ranking system relies on game results, strength of schedule, game location, scoring margin, net offensive and defensive efficiency and qualities of wins and losses.
- Replaced RPI as primary sorting tool for evaluating teams.
- Approved in July 2019 after consultation with Division I Men's Basketball Committee, National Association of Basketball Coaches, top basketball analytics and Google Cloud Professional Services.

LAST TIME vs. AUBURN Houston 99, Miami (Fla.) 93 • Saturday, Feb. 20, 1971 • Miami

• Forwards Dwight Davis and Steve Newsome each posted double-doubles to lead the Cougars to a 99-93 win over Miami (Fla.) in Miami.

• Davis finished with 26 points on 11-of-17 shooting and grabbed 11 rebounds while Newsome finished with 15 points and a team-high 11 boards. Guard Poo Welch flirted with a triple-double with 20 points, eight rebounds and seven assists, and forward Jerry Bonney added 16 points off the bench.

• Robert Spagnolo hit a jumper with 3:28 remaining to pull the Hurricanes to within 88-87.

• Fortunately, Newsome tipped in a basket for a 90-87 Houston lead, and Welch was credited with another bucket on a goaltending call for a 92-87 Cougar lead with 1:50 left in the game.

• Miami (Fla.)'s Donald Strong led all players with 25 points on 10-of-12 shooting. Kevin O'Riordan finished with 22 points and grabbed eight rebounds while Willie Allen added 15 points and a game-high 11 rebounds. Spagnolo totaled 17 points with three rebounds in the loss.

• Houston jumped out to a 47-39 lead at halftime after hitting 47 percent of its shots in the first 20 minutes.

• The Cougars then joined the Hurricanes in an offensive explosion in the second half with both teams combining for 106 points with Miami (Fla.)'s 54 leading the way.

KELVIN SAMPSON vs. MIAMI (Fla.)

• Friday's game will be the first time Houston Head Coach Kelvin Sampson has faced Miami (Fla.) during his career.

KELVIN SAMPSON vs. JIM LARRANAGA

• Friday's game will be the first time Houston Head Coach Kelvin Sampson has faced Miami (Fla.) Head Coach Jim Larranaga during their careers.

LAST TIME OUT

#2/1 (1) Houston 81, (9) Auburn 64 • NCAA Tournament Round of 32 • Saturday, March 18, 2023 • Legacy Arena • Birmingham, Ala.

from Associated Press

• Sophomore guard Tramon Mark scored a career-best 26 points, and senior All-American guard Marcus Sasser added 22 - including five 3-pointers - as the Cougars stifled local favorite Auburn in the second half for an 81-64 victory in the NCAA Tournament Round of 32 inside Legacy Arena on Saturday night.

• The Cougars wiped out a 10-point halftime deficit, returning after the break with a chip on their shoulders.

• Essentially shutting down the lane, Houston played with the desperation of a national championship contender that wasn't ready to go home.

• The ninth-seeded Tigers were doomed by a stretch of more than

TOP-30 NATIONAL LEADERS in BOTH ASSISTS per GAME & ASSIST-TURNOVER RATIO through games of March 19, 2023

Table with 6 columns: Player, School, APG, Rk., A-TO, Rk. Lists Jamal Shead, Yuri Collins, Tyler Kolek, Jalen Pickett, Dajuan Harris, RayJ Dennis, Isaiah Stevens, Kihei Clark, Roman Penn, David DeJulius.

Shead, were both forced to the bench with four fouls apiece with the game still in doubt.

• But Mark kept the Cougars right on rolling offensively, and the big guys simply refused to let Auburn back in the game.

• Houston had 12 blocks, half of them swatted away by freshman forward Jarace Walker, with five more shots turned away by junior forward J'Wan Roberts.

• It wound up lasting an entire half.

• Houston scored the last nine points to blow it open at the end, with Sasser delivering one more 3-pointer that sent the Auburn fans - and there were plenty of them - heading for the exits.

WINNINGEST AMERICAN ATHLETIC CONFERENCE TEAMS (Conference games only)

Table with 6 columns: Rk., Record, Season, Pct., School, Head Coach. Lists Houston teams from 2017-18 to 2022-23.

the loss to Memphis.

• This marked the third straight season in which the Cougars competed inside Dickies Arena.

• The streak began with a 64-53 win over #14/13 Texas Tech during the Southwest Showcase on Nov. 29, 2020.

WINNINGEST HOUSTON TEAMS in CONFERENCE PLAY

Table with 6 columns: Rk., Record, Season, Pct., Conference, Head Coach. Lists Houston teams from 2015-16 to 2022-23.

the Southwest Showcase on Nov. 29, 2020.

From there, the team captured its first American Athletic Conference Championship title with three straight wins over Tulane (77-52, March 12, 2021); Memphis (76-74, March 13, 2021) and Cincinnati (91-54, March 14, 2021).

• In 2021-22, the Cougars enjoyed a 72-61 win over Oklahoma State on Dec. 18, 2021.

• Houston then defended its American Athletic Conference Championship title with wins over Cincinnati (71-53, March 11, 2022); Tulane (86-66, March 12, 2022) and Memphis (71-53, March 13, 2022).

• In 2022-23, Houston took a 53-48 win over -/rv Saint Mary's (Calif.) in The Battleground 2K22 on Dec. 13, 2022; a 60-46 win over East Carolina in the Quarterfinals on March 10 and a 69-48 win over Cincinnati in the Semifinals on March 11 before

10 1/2 minutes without a field goal and finished just 4-of-24 from the field in the second half.

• Auburn did draw plenty of fouls, only to struggle mightily at the line with a 19-of-36 showing. Jaylin Williams and Johni Broome led the Tigers with 14 points apiece.

• When Sasser swished a 3-pointer to push Houston back ahead, 46-45, he let out an emphatic scream on his way back down the court. He finished 5-of-9 beyond the arc.

• Fouls were his only real issue. The All-American guard and his running mate, junior point guard Jamal

Shead, were both forced to the bench with four fouls apiece with the game still in doubt.

• But Mark kept the Cougars right on rolling offensively, and the big guys simply refused to let Auburn back in the game.

• Houston had 12 blocks, half of them swatted away by freshman forward Jarace Walker, with five more shots turned away by junior forward J'Wan Roberts.

• It wound up lasting an entire half.

• Houston scored the last nine points to blow it open at the end, with Sasser delivering one more 3-pointer that sent the Auburn fans - and there were plenty of them - heading for the exits.

• It was quite a change from the first half.

• Auburn closed on a 17-4 run while Houston missed six of its last eight shots, its only baskets coming on a pair of layups.

HOME AWAY from HOME

• Despite its American Athletic Conference Championship Title Game loss to Memphis on March 12, Houston enjoyed tremendous success inside Dickies Arena in Fort Worth, Texas, during its brief history inside the facility.

• With the March 12 loss to Memphis, the Cougars are now 11-1 in games inside Dickies Arena.

• This marked the third straight season in which the Cougars competed inside Dickies Arena.

• The streak began with a 64-53 win over #14/13 Texas Tech during the Southwest Showcase on Nov. 29, 2020.

From there, the team captured its first American Athletic Conference Championship title with three straight wins over Tulane (77-52, March 12, 2021); Memphis (76-74, March 13, 2021) and Cincinnati (91-54, March 14, 2021).

• In 2021-22, the Cougars enjoyed a 72-61 win over Oklahoma State on Dec. 18, 2021.

• Houston then defended its American Athletic Conference Championship title with wins over Cincinnati (71-53, March 11, 2022); Tulane (86-66, March 12, 2022) and Memphis (71-53, March 13, 2022).

• In 2022-23, Houston took a 53-48 win over -/rv Saint Mary's (Calif.) in The Battleground 2K22 on Dec. 13, 2022; a 60-46 win over East Carolina in the Quarterfinals on March 10 and a 69-48 win over Cincinnati in the Semifinals on March 11 before

COUGARS AMONG STATISTICAL LEADERS

National rankings (through March 19, 2023) The American rankings (through March 19, 2023)

Table with 4 columns: Category, Mark, American Rank, National Rank. Lists various team statistics like AP, NET, KenPom, BPI, Scoring Offense, etc.

INDIVIDUAL

Table with 4 columns: Category, Mark, American Rank, National Rank. Lists SCORING for Marcus Sasser.

Table with 4 columns: Category, Mark, American Rank, National Rank. Lists REBOUNDS for J'Wan Roberts and Jarace Walker.

Table with 4 columns: Category, Mark, American Rank, National Rank. Lists FIELD-GOAL PERCENTAGE for J'Wan Roberts, Jarace Walker, and Marcus Sasser.

Table with 4 columns: Category, Mark, American Rank, National Rank. Lists ASSISTS for Jamal Shead and Marcus Sasser.

Table with 4 columns: Category, Mark, American Rank, National Rank. Lists FREE THROW PERCENTAGE for Marcus Sasser and Tramon Mark.

Table with 4 columns: Category, Mark, American Rank, National Rank. Lists STEALS for Jamal Shead and Marcus Sasser.

Table with 4 columns: Category, Mark, American Rank, National Rank. Lists 3-POINT FIELD GOAL PERCENTAGE for Marcus Sasser.

Table with 4 columns: Category, Mark, American Rank, National Rank. Lists 3-POINT FIELD GOALS MADE for Marcus Sasser.

Table with 4 columns: Category, Mark, American Rank, National Rank. Lists BLOCKED SHOTS for J'Wan Roberts, Jarace Walker, and Ja'vier Francis.

Table with 4 columns: Category, Mark, American Rank, National Rank. Lists ASSIST/TURNOVER RATIO for Jamal Shead and Marcus Sasser.

Table with 4 columns: Category, Mark, American Rank, National Rank. Lists OFFENSIVE REBOUNDS for J'Wan Roberts and Jarace Walker.

Table with 4 columns: Category, Mark, American Rank, National Rank. Lists DEFENSIVE REBOUNDS for J'Wan Roberts and Jarace Walker.

Table with 4 columns: Category, Mark, American Rank, National Rank. Lists MINUTES PLAYED for Jamal Shead.

Table with 4 columns: Category, Mark, American Rank, National Rank. Lists DOUBLE-DOUBLES for J'Wan Roberts, Ja'vier Francis, Jarace Walker, and Jamal Shead.

WELCOME to HOUSTON

- The Cougars signed four newcomers to the team for the 2023-24 season during the early signing period.
- Jefferson, McFarland and Tugler will compete as true freshmen in 2023-24... Lath join the Cougars in January 2023 and will sit out as a redshirt for the rest of the 2023-24 season... All will have four years of eligibility remaining with Lath as a redshirt freshman.
- No. 19 signing class nationally by 247Sports
- No. 24 signing class nationally by Rivals
- No. 24 signing class nationally by ESPN
- Group consists of four freshmen with two guards, a center and a forward

KORDELIUS JEFFERSON
Guard • 6-3 • 180 • Freshman
Arlington, Texas
James Martin High School

Top 100 prospect nationally and No. 7 recruit in state of Texas by 247Sports... Averaged 9.2 points, 5.2 rebounds, 3.9 assists and 1.5 steals per game as a junior in 2021-22... Led Martin High to 6A Region I semifinals... Coached by John Osborn... Chose Houston over Tennessee, Texas Tech and Texas A&M... First Dallas-area recruit to sign with Houston since Marcus Sasser out of Red Oak High School... First name is pronounced Kor-Dell-E-Us.

JACOB MCFARLAND
Center • 6-11 • 220 • Freshman
Moreno Valley, Calif.
Rancho Verde High School

No. 93 player nationally in ESPN100... Top 100 national prospect by 247Sports... Also recruited by Georgia, California and Wyoming... Coached by Johnny Dukes at Rancho Verde High School... Grabbed a game-high 12 rebounds with five blocks in CIF Section Division 3AA Quarterfinal win over No. 2 seed Chaparral High School.

JOSEPH TUGLER
Forward • 6-7 • 215 • Freshman
Houston, Texas
Cypress Falls High School

No. 77 player nationally and No. 8 prospect in the state of Texas by ESPN... Consensus 4-star recruit... Coaches by Richard Flores at Cypress Falls High School... Was an All-District 16-6A First-Team selection as a junior in 2021-22... Scored team-high 16 points against Westfield High to lead Golden Eagles to Region II-6A semifinals... Chose Houston over Texas, TCU, SMU, Kansas State and Tulsa... Last name is pronounced Tug-Lur.

CEDRIC LATH
Center • 6-10 • 260 • Freshman
Abidjan, Ivory Coast
Balboa School [Escondido, Calif.]

Joined the team on Jan. 11... Has played basketball for only three years after growing up in Ivory Coast... Emerged as No. 15 center nationally, according to On3 Consensus... Played for Dream Visions on the AAU circuit and burst on the scene in the summer with his physical play... Chose Houston over Texas, BYU, UCLA, TCU, Kansas State, Arizona, UConn and Illinois... Last name is pronounced Lot.

MARCUS is MOVING UP

- With 12 points in Houston's win over North Florida on Dec. 6, senior guard **Marcus Sasser** reached an impressive career milestone.
- Sasser became the 50th member of Houston's 1,000-Point career club.
- With 22 points against (9) Auburn in the NCAA Tournament Round of 32 on Saturday, Sasser moved past guard **Andre Owens** (1,407 pts., 2002-05) and now stands 16th in Houston career history with 1,444 points.
- Up next in the Houston records book are guard **Gary Phillips** (1,452 pts., 1958-61); guard **Kelvin Lewis** (1,465 pts., 2007-10); guard **Kenneth Williams** (1,476 pts., 1976-80) and guard **Aubrey Coleman** (1,516 pts., 2008-10).
- Sasser scored 244 points as a freshman in 2019-20 and followed with 398 points as a sophomore in 2020-21 before scoring 212 points in an injury shortened junior campaign in 2021-22.
- Prior to Sasser, forward **Fabian White Jr.** was the latest Cougar to reach quadruple digits in his collegiate career, hitting the milestone on Feb. 2, 2022, against South Florida inside the Fertitta Center. He finished with 1,232 career points

to rank 27th in school history.

- In addition to White, guard **Kyler Edwards**, guard **Taze Moore** and forward **Josh Carlton** also reached 1,000 points in their collegiate careers in 2021-22 after playing previous seasons at other schools.

MARCUS on the MARK

- With two 3-pointers in the first three minutes of Houston's Dec. 6 win over North Florida, senior guard **Marcus Sasser** reached a long-range career milestone.
- The Dallas native became the seventh Cougar in school history to drain 200+ 3-pointers during his career.
- With his first 3-pointer in Houston's win at Memphis on March 5, Sasser set the school career record in 3-point field goals
- After draining five treys in the NCAA Tournament Round of 32 win over (9) Northern Kentucky on March 18, Sasser now has 274 career 3-pointers.
- Guard **Robert McKiver** previously held the school record with 261 treys from 2006 to 2008.
- With nine 3-point attempts against East Carolina on March 10, Sasser also set the school record in that category and now has 740 3-point tries.

ALL in the SASSER FAMILY

- When he committed to play for the Cougars, junior guard **Marcus Sasser** just carried on a family tradition in the state of Texas.
- Houston became the fifth school in the state of Texas in which a Sasser played college basketball.
- Grandfather, Jeryl Sasser Sr., played for North Texas (1971-73).
- Father, Marcus Sr., played for Frank Phillips College.
- Uncle, Jason, was an All-American guard and Southwest Conference Player of the Year at Texas Tech (1993-96)... Jason served as Red Oak High School, from where Marcus graduated in 2019.
- Uncle, Jeryl Jr., was an All-American guard and Western Athletic Conference Player of the Year at SMU (1997-01).

PICKING UP WHERE HE LEFT

- Junior point guard **Jamal Shead** has wasted no time in 2022-23 in picking up where he left off a year ago.
- The Manor (pronounced May-Nor), Texas, native dishd out nine assists with only one turnover in more than 31 minutes against Northern Colorado in the Nov. 7 season opener.
- Shead dishd out 11 assists and added 12 points for his first double-double of the season in a 100-52 win over Norfolk State on Nov. 29 inside the Fertitta Center.
- Shead posted a game-high seven assists (with only one turnover) in Houston's Feb. 5 win at Temple and became the 20th player in school history to record multiple 100-assist seasons during their careers.
- He dishd out a season-high 12 assists in Houston's Feb. 8 win over Tulsa inside the Fertitta Center and became the eighth player in Houston history to

FRESHMAN 3-POINT SINGLE-GAME RECORDS

Rk.	No.	School	Opponent	Date
1.	7	Lamar Roberson	Florida Tech	Nov. 22, 2005
2.	6	Emanuel Sharp Marcus Sasser Damon Jones	McNeese Houston Christian at Arizona	Dec. 21, 2022 Nov. 26, 2019 Dec. 3, 1994
5.	5	Marcus Sasser Marcus Sasser Marcus Sasser Caleb Mills Cedrick Alley Jr. Danuel House Jherrod Stiggers Jherrod Stiggers Jherrod Stiggers Lanny Smith	Cincinnati at SMU at Rice Tulsa at BYU Marshall at Tulsa Louisiana College Florida A&M Southern Miss	March 1, 2020 Feb. 15, 2020 Nov. 19, 2019 Feb. 19, 2020 Nov. 24, 2018 March 2, 2013 Feb. 6, 2013 Nov. 19, 2012 Nov. 9, 2012 Feb. 3, 2004

Italics – Redshirt freshman | No italics – True freshman

- reach the 400-assist milestone.
- Shead currently stands seventh in Houston career history with 456 assists.
- With a game-high eight assists in a road win at SMU on Feb. 16, Shead moved past guard **Rob Williams** (407 asts., 1979-82) into his current position on the career list.
- Up next in the Houston records book are guards **Alvin Franklin** (502 asts., 1982-86) and guard **Lanny Smith** (502 asts., 2003-08).
- This season, Shead leads the Cougars and ranks second in the American Athletic Conference with 5.4 assists per game.
- He also stands third in The American with a 2.67 assist-turnover ratio.
- Through March 19, Shead stands 24th nationally with his assists average and is 27th in the country in assist-turnover ratio
- He is one of only 10 student-athletes rank among the nation's Top-30 student-athletes in both categories.

BIG NUMBERS for JAMAL

- 2022-23 Preseason All-American Athletic Conference Second Team selection **Jamal Shead** led the Cougars a year ago with 221 assists.
- His assists total was the most since Houston great **Reid Gettys** set the school single-season record with 309 assists in 1983-84.

- It was only the fifth time in school history a Cougar point guard reached 200+ assists in a single season. Shead became only the third Cougar to reach that total, joining Gettys and **Ken Ciolli**.
- Gettys reached that total three times during his career (309 in 1983-84; 209 in 1982-83 and 208 in 1984-85). Ciolli handed out 201 assists during the 1976-77 season.

EXCLUSIVE COMPANY

- With his play in 2022-23, junior point guard **Jamal Shead** finds himself in rare company.
- The Manor, Texas, native is one of only 10 players to rank among the nation's Top-30 leaders in both assists per game and assist-turnover ratio.
- Through March 20, Shead averaged 5.4 assists per game to rank 24th nationally. He stood 27th in the country with a 2.67 assist-turnover ratio.
- Saint Louis' Yuri Collins (10.1 apg, 1st; 2.82 ratio, 18th); Marquette's Tyler Kolek (7.5 apg, 3rd; 3.00 ratio, 8th); Penn State's Jalen Pickett (6.6 apg, 5th; 2.89 ratio, 13th); Kansas' Dajuan Harris (6.2 apg, 9th; 3.07 ratio, 7th); Toledo's RayJ Dennis (5.8 apg, 14th; 2.97 ratio, 10th); Colorado State's Isaiah Stevens (6.7 apg, 4th; 3.07 ratio, 6th); Virginia's Kihei Clark (5.4 apg, 22nd; 2.75 ratio, 22nd); Drake's Roman Penn (5.5 apg, 20th; 2.74, 24th) and Cincinnati's David DeJulius (5.4 apg, 27th; 3.19 ratio, 3rd) join Shead in the exclusive group.

MARCUS' MARKS

16th in UH history

1,444

*With 12 points in Houston's win over North Florida on Dec. 6, preseason All-American guard **Marcus Sasser** reached the 1,000-point milestone in his Houston career. He became the 50th 1,000-Point scorer in Houston history and currently ranks 16th in school history with his total.*

School Record

274

*With two 3-pointers in Houston's win over North Florida on Dec. 6, preseason All-American guard **Marcus Sasser** became only the seventh Cougar in school history to sink 200+ 3-pointers during his career. He set the school record in career 3-point field goals, moving past guard **Robert McKiver** in school history with his total.*

COUGARS in the PROS

NBA	Years at UH	Current Team	
Player			
Quentin Grimes	2019-21	New York Knicks	

OTHER LEAGUES

Player	Years at UH	Team	League
Armoni Brooks	2016-19	College Park Skyhawks	NBA G League
Josh Carlton	2021-22	Le Mans Sarthe Basket	French League
Corey Davis Jr.	2017-19	Allianz Pallacanestro Trieste	Lega Basket Serie A
Devin Davis	2016-18	Peristeri B.C.	Greek League
Damyean Dotson	2015-17	Gaziantep Basketbol	Turkish Super League
Kyler Edwards	2021-22	Motor City Cruise	NBA G League
Justin Gorham	2018-21	Hapoel Gilboa Galil	Israeli Premier League
Rob Gray	2015-18	Tofas	Turkish Super League
Nate Hinton	2018-20	Cleveland Charge	NBA G League
Taze Moore	2021-22	Texas Legends	NBA G League
Galen Robinson Jr.	2015-19	Sioux Falls Skyforce	NBA G League
Wes VanBeck	2014-18	BC Kalev/Cramo	Estonian-Latvian League
Fabian White Jr.	2017-22	South Bay Lakers	NBA G League

ONE of a KIND

• While known for his passes to his Cougar teammates, junior point guard **Jamal Shead** does just as well in taking care of the ball.

• A year ago, Shead led the Cougars and the American Athletic Conference with 5.8 assists per game and a 2.91 assist-turnover ratio.

• The Manor, Texas, native ranked 10th nationally with his assist average and finished ninth nationally in assist-turnover ratio in 2021-22.

• He was the only student-athlete in NCAA Division I to finish among the nation's Top-10 leaders in both categories in 2021-22.

WELCOME to HOUSTON, JARACE!

• Freshman forward **Jarace Walker** wasted little time in making himself know to Houston fans.

• In the Cougars' 83-36 season-opening win over Northern Colorado inside the Fertitta Center on Nov. 7, Walker led all players with 12 rebounds, including six offensive boards, with eighth points.

• Walker posted the highest rebound total by a freshman since center **Emmanuel Adeife** grabbed 15 rebounds in a 131-62 win over Florida Tech in the 2005-06 season opener on Nov. 22, 2005.

• It was the most rebounds by a Cougar in a season opener or in their Houston debut since then-junior forward **Devin Davis** grabbed 12 boards in a 93-52 win over Morgan State inside Hofheinz Pavilion on Nov. 11, 2016.

• Walker followed that with a game-high 23 points and eight rebounds in the Cougars' win over Saint Joseph's at the Veterans Classic in Annapolis, Md., on Nov. 11.

• In the Cougars' 69-61 win at #2/2 Virginia on Dec. 17, after the Cavaliers trimmed the Houston lead to 54-48 with less than four minutes remaining, Walker scored or assisted on the Cougars' next seven points to push the lead back to double digits. He was honored as the American Athletic Conference Freshman of the Week following that performance.

• The New Freedom, Pa., native recorded the first double-double of his career with 12 points and 10 rebounds in the Cougars' home win over North Florida on Dec. 6.

• In the Cougars' win over SMU on Jan. 5, Walker scored 11 of the team's first 13 points and finished with game highs of 23 points and 10 rebounds for his second double-double of the season.

• Walker totaled a game-high 21 points on 8-of-14 shooting and added five rebounds with three steals in the Cougars' Jan. 8 win at Cincinnati. It was the first consecutive 20-point efforts of his career.

• Walker grabbed a career-high 13 rebounds against Tulane inside the Fertitta Center on Feb. 22 as the Cougars clinched a share of the 2022-23

NCAA DIVISION I FATHER/SON COACHING DUOS

School	Father	Son
Houston	Kelvin Sampson	Kellen Sampson
Auburn	Bruce Pearl	Steve Pearl
Bellarmino	Scott Davenport	Doug Davenport
Cal State Bakersfield	Rod Barnes	Brandon Barnes
Cal State Northridge	Trent Johnson	Terry Johnson
Detroit Mercy	Mike Davis	Mike Davis Jr.
New Hampshire	Bill Herrion	Ryan Herrion

• There, he was listed as the No. 10 player nationally in the ESPN100, earned McDonald's All-America Honors and was a 5-star recruit by ESPN, *247Sports* and *Rivals*.

• In October 2022, he was named to the Preseason Watch List for the Karl Malone Award, presented annually to the nation's top collegiate power forward.

GIVE IT to JARACE!

• With his sixth American Athletic Conference Freshman of the Week honor on Feb. 6, freshman forward **Jarace Walker** set a Houston single-season record.

• According to the best Houston records, the New Freedom, Pa., native earned the most weekly conference awards in a season.

• His total passed guard **Aubrey Coleman**'s five Conference USA Rookie of the Week awards during the 2008-09 season and Coleman's five C-USA Player of the Week honors during the 2009-10 campaign.

• In addition to his American Athletic Conference accolades in 2022-23, Walker is a two-time recipient of the National Freshman of the Week award from CBS Sports and the United States Basketball Writers Association (Jan. 31 and Jan. 10).

FROM the FLOOR

• Junior forward **J'Wan Roberts** has emerged as one of the Cougars' and the American Athletic Conference's leading shooters from the field.

• The St. Thomas, U.S. Virgin Islands, native leads the Cougars and the American Athletic Conference with a 62.4 percentage (140-of-341) from the floor in 2022-23.

• Roberts has connected on at least 50.0 percent in all but eight games this season, including a 5-of-7 performance at #2/2 Virginia on Dec. 17 in the Cougars' first road win over a Top-Two (AP) opponent.

• He drained all seven shots from the field on the way to a game-high 15 points in the American Athletic Conference opening win at Tulsa on Dec. 28.

• Roberts opened the season shooting 6-of-8 against Northern Colorado and followed that with an 8-of-9 performance against Saint Joseph's during the Veterans Classic in Annapolis, Md., on Nov. 11.

• Roberts drained 7-of-9 shots from the field in Houston's 75-69 win over Cincinnati inside the Fertitta Center in Houston on Jan. 28.

• He connected on 9-of-10 shots to set a Fertitta Center record in the Cougars' win over Tulane on Feb. 22 to clinch a share of the 2022-23 American Athletic Conference regular-season championship.

JUST JA'VIER

• Sophomore center **Ja'Vier Francis** has established himself as a defensive force for the Cougars this season.

• The New Orleans native ranks third on the team and is eighth in the American Athletic Conference with 1.15 blocked shots per game.

• A product of Montverde Academy (Fla.), Francis blocked 2+ shots in five of the team's first seven games and has swatted at least one shot in 18 games in 2022-23, including 12 games with multiple blocks.

• Francis opened the season with back-to-back 3-block performances against Northern Colorado (Nov. 7) and vs. Saint Joseph's (Nov. 11) and followed with 2-block efforts in the Cougar Classic against Oral Roberts (Nov. 14) and Texas Southern (Nov. 16).

• Francis swatted a game-high four shots in the Cougars' 76-42 win over North Florida inside the Fertitta Center on Dec. 6.

• Francis recently posted career highs with 17 points and 15 rebounds against North Carolina A&T during the Coaches vs. Racism HBCU Roundball Classic on Dec. 13 inside the Fertitta Center for his second double-double of the season and his career.

• He swatted four shots and tied his season high in the Cougars' American Athletic Conference-opening win at Tulsa on Dec. 28.

CONSECUTIVE GAMES/STARTS STREAKS

Player	Consecutive Games	Consecutive Starts	Career Starts
J'Wan Roberts	74 (74)	29 (6)	36
Jamal Shead	74 (74)	55 (55)	70
Reggie Chaney	43 (15)	18	24 [33]
Tramon Mark	36 (36)	36 (36)	39
Marcus Sasser	33 (2)	33 (2)	92
Ja'Vier Francis	33	1	1
Ramon Walker Jr.	32	2	2
Emanuel Sharp	26 (26)	0	0
Jarace Walker	18 (18)	17 (6)	35
Terrance Arceneaux	11 (10)	1	1
Ryan Elvin	4	0	0
Darius Bowser	2	1 (1)	1 [53]
Mylik Wilson	0	0	0

Career highs in **bold** | () indicates current streak
[] career total, including previous schools

REGULAR RIVALS through March 18, 2023

Rk.	G	Opponent	W-L	Pct.	Current Strk	First Game	Last Game
1.	92	SMU	58-34	.630	W3	1955-56	2022-23
2.	85	Texas A&M	53-32	.624	L3	1946-47	2013-14
3.	83	Rice	65-18	.783	W6	1971-72	2021-22
4.	73	TCU	48-25	.658	W1	1955-56	2012-13
5.	64	Texas	32-32	.500	W1	1949-50	2012-13
6.	61	Tulsa	32-29	.525	W4	1950-51	2022-23
7.	59	Memphis	23-36	.390	L1	1956-57	2022-23
8.	56	Texas Tech	29-27	.518	W2	1960-61	2020-21
9.	54	Baylor	38-16	.704	L2	1952-53	2020-21
10.	50	Tulane	32-18	.640	W11	1946-47	2022-23
11.	47	Cincinnati	14-33	.298	W9	1957-58	2022-23

2022-23 opponents in **bold**

30-POINT GAMES		
Player	2022-23	Career
Marcus Sasser	2 [2-0]	2 [2-0]
Mylik Wilson	0	1 [1-0]

20-POINT GAMES		
Player	2022-23	Career
Marcus Sasser	13 (1) [13-0]	24 [20-4]
Tramon Mark	3 (1) [3-0]	6 [6-0]
Mylik Wilson	0	5 [5-0]
Jarace Walker	5 [5-0]	5 [5-0]
Jamal Shead	2 [2-0]	3 [3-0]
Ja'Vier Francis	1 [1-0]	1 [1-0]
J'Wan Roberts	2 [2-0]	2 [2-0]

DOUBLE-FIGURE SCORING GAMES		
Player	2022-23	Career
Marcus Sasser	29 (1) [28-1]	72 [63-9]
Mylik Wilson	0	35 [22-13]
Jamal Shead	22 (7) [20-2]	44 [39-5]
Tramon Mark	19 (1) [18-1]	32 [31-1]
J'Wan Roberts	23 [23-0]	25 [24-0]
Reggie Chaney	0	5 [5-0] / [14 - 10-4]
Jarace Walker	17 [17-0]	17 [16-0]
Emanuel Sharp	7 [7-0]	7 [7-0]
Ja'Vier Francis	5 [5-0]	5 [5-0]
Ramon Walker Jr.	0	4 [4-0]
Darius Bowser	0	3 [1-2]
Terrance Arceneaux	3 [3-0]	3 [3-0]

DOUBLE-DOUBLES		
Player	2022-23	Career
J'Wan Roberts	7 [6-1]	9 [9-0]
Jamal Shead	2 [2-0]	7 [6-1]
Ja'Vier Francis	3 [3-0]	3 [3-0]
Reggie Chaney	0	0 [1 - 0-1]
Jarace Walker	2 [2-0]	2 [2-0]

20-REBOUND GAMES		
Player	2022-23	Career
J'Wan Roberts	1 [1-0]	1 [1-0]

DOUBLE-FIGURE REBOUNDING GAMES		
Player	2022-23	Career
J'Wan Roberts	10 [9-1]	16 [15-1]
Jarace Walker	6 (1) [5-1]	6 [5-1]
Ja'Vier Francis	3 [3-0]	3 [3-0]
Reggie Chaney	0	0 [3 - 2-1]

DOUBLE-FIGURE ASSIST GAMES		
Player	2022-23	Career
Jamal Shead	4 [4-0]	10 [9-1]

Bold – Totals & records | () – current streak
[Bold] – Career totals & career records at Houston
[Bold] – career totals & career records, including previous schools

PRESEASON FAVORITES

• For the fourth straight season, the Cougars were named preseason favorites in the American Athletic Conference in voting by the league's head coaches.

• Houston was a unanimous selection in voting by the league's head coaches. The Cougars received 10 first-place votes on the way to 100 points to finish ahead of Memphis, which received one first-place vote and 87 points. Head coaches were not allowed to vote for their teams or student-athletes.

• Senior guard **Marcus Sasser** was named the league's Preseason Player of the Year and earned a place on the Preseason First Team. Freshman forward **Jarace Walker** was named the Preseason Rookie of the Year, while junior point guard **Jamal Shead** was named to the Pre-season Second Team.

• In 2021-22, the Cougars collected eight first-place votes and 98 points to stand atop the pre-season poll.

• In 2020-21, Houston earned nine first-place votes and 99 points.

• Houston and Memphis tied as favorites prior to the 2019-20 season in the league's preseason poll. Both teams received 113 points with the Cougars totaling seven first-place votes and Memphis with four.

RISING in the COACHING RANKS

• **Head Coach Kelvin Sampson** has compiled a 732-343 career record, including a 232-73 mark with the Cougars.

• Sampson ranks 26th in NCAA history (among coaches with 10+ years of Division I experience) with 730 wins.

• With the Cougars American Championship Semifinal win over Cincinnati on March 11, Sampson broke out of a tie with Norm Stewart, who recorded 729 wins at Missouri and Northern Iowa from 1961 to 1999; and Jerry Tarkanian, who recorded 729 wins at Long Beach State, UNLV and Fresno State from 1968 to 2002.

• Up next in the NCAA records book is John Chaney, who recorded 741 wins with Temple from 1982 to 2006.

IN THE NBA RANKS

• After being selected in the First Round in June 20-21, guard **Quentin Grimes** is in his second professional season with the New York Knicks

• Grimes was taken with the No. 25 overall pick in the First Round of the 2021 NBA Draft by the Knicks. He became the first Cougar to be taken in the First Round since **Greg Anderson** was taken in 1987 by the San Antonio Spurs.

Q is a RISING STAR

• With his play in the NBA in 2022-23, New York Knicks guard **Quentin Grimes** earned a place in the Rising Stars Challenge set for Feb. 18.

• Now in his second season with the Knicks, Grimes is averaging 10.1 points, 3.4 rebounds and 1.9 assists per game to lead the Knicks to a 33-27 record (through Feb.

MOVING UP

• With Houston's 77-67 win over South Carolina on Dec. 5, 2020, inside the Fertitta Center, **Head Coach Kelvin Sampson** became the second-winningest coach in Houston history.

• Sampson moved past **Pat Foster**, who recorded 142 victories from 1986 to 1993.

• Sampson ranks as Houston's career leader in winning percentage at .761 (232-73 record).

Rk.	Coach	Record	Pct.	Years
1.	Guy V. Lewis	592-279	.680	1956-86
2.	Kelvin Sampson	232-73	.761	2014 -
3.	Pat Foster	142-73	.660	1986-93
4.	Alden Pasche	135-116	.538	1946-56
5.	Tom Penders	121-77	.611	2004-10

(College Park Skyhawks) plays in the NBA G League.

• Forward **Josh Carlton** (Le Mans Sarthe Basket) plays in the French League.

17).

• Grimes competed for Team Joakim Noah at the Rising Stars Challenge at Vivint Arena in Salt Lake City on Feb. 18.

IN the PRO RANKS

• In addition to Grimes in the NBA ranks in 2022-23, numerous other Cougars continue to compete in various leagues for teams around the world.

• Guard **Armoni Brooks** (College Park Skyhawks) plays in the NBA G League.

• Forward **Devin Davis** (Peristeri B.C.) is playing in the Greek League.

• Guard **Damyean Dotson** (Gaziantep Basketbol) is competing in the Turkish Super League.

• Guard **Kyler Edwards** (Motor City Cruise) is playing in the NBA G League.

• Guard **Corey Davis Jr.** plays for Allianz Pallacanestro Trieste of the Lega Basket Serie A.

• Forward **Justin Gorham** plays for Hapoel Gilboa Galil of the Israeli Premier League.

• Guard **Rob Gray** (Tofas) is competing in the Turkish Super League.

• Guard **Nate Hinton** (Cleveland Charge) is competing in the NBA G League.

• Guard **Nate Hinton** (Houston Legends) is competing in the NBA G League.

• Guard **Galen Robinson Jr.** (Sioux Falls Skyforce) is competing in the NBA G League.

• Guard **Wes VanBeek** plays for BC Kalev/Cramo of the Estonian-Latvian League.

• Forward **Fabian White Jr.** (South Bay Lakers) is competing in the NBA G League.

CONFERENCE OPENERS

• With its 89-50 win at Tulsa on Dec. 28, Houston improved to 38-25 in their conference opener history.

• The Cougars have won their last eight conference openers (all in the American Athletic Conference) and 15 of their last 16. Only a 73-54 loss at Memphis on Dec. 31, 2014, prevents a longer Houston winning streak.

• Houston now has posted a 9-1 record in conference openers in the **American Athletic Conference**, a 7-10 mark in **Conference USA**, an 11-10 record in the **Southwest Conference**, an 8-2 mark in the **Missouri Valley Conference**, a 1-0 record in the **Gulf Coast Conference** and a 2-2 record in the **Lone Star Conference**.

in American Athletic Conference: Houston has posted a 9-1 record in conference openers during its American Athletic Conference history.

• The Cougars have won nine of their 10 American openers. Only a 73-54 loss at Memphis on Dec. 31, 2014 prevents a longer Houston winning streak.

at Home: Houston's Dec. 28 win at Tulsa marked the second straight season in which the Cougars opened American Athletic Conference play on the road.

With its Dec. 28 win at Tulsa, Houston has posted a 16-11 record during conference openers on the road during its history.

• The Cougars have won their last five conference openers on the road and seven of their last eight. Only a 73-54 loss at Memphis in the American Athletic Conference opener on Dec. 31, 2014, prevents a longer Houston winning streak.

in Conference Home Openers: With its 71-65 win over UCF on Dec. 31, Houston improved to 41-22 record in its conference home openers during the program's history.

• This includes a 9-1 mark in the **American Athletic Conference**, a 9-8 mark in **Conference USA**, a 15-6 record in the **Southwest Conference**, a 6-4 mark in the **Missouri Valley Conference**, a 1-0 record in the **Gulf Coast Conference** and a 1-3 record in the **Lone Star Conference**.

• Houston has won last eight American Athletic Conference home openers and 12 of its last 13 conference home openers. Only a 79-78 loss in overtime to Tulsa inside Hofheinz Pavilion on Jan. 6, 2015, prevents a longer Houston winning streak.

SEASON OPENER HISTORY

• With its 83-36 win over Northern Colorado inside Fertitta Center on Nov. 7, Houston improved to 59-19 in season openers during its history.

• Cougars have won their last 14 and 18 of their last 19 season openers... Only a 65-63 loss to Georgia Southern on the first day of the 2K Sports Classic benefiting Coaches vs. Cancer in Durham, N.C., on Nov. 11, 2008, prevents a longer streak.

• Houston has won handily in recent history, winning its last 14 season openers by an average of 26.9 points per game (377 points in 14 games).

• Houston has won seven of its last eight season openers by 28+ points. Only the 2021-22 season-opening 83-75 win in overtime prevents a longer streak.

KELVIN SAMPSON in SEASON OPENERS

• With Monday's 83-36 win over Northern Colorado in Fertitta Center, **Head Coach Kelvin Sampson** improved to 31-3 record in season openers during his award-winning career.

• In season openers, Sampson is 9-0 during his Houston tenure... Posted a 2-0 record at Indiana, an 11-1 mark at Oklahoma a 6-1 record at Washington State and a 3-1 mark at Montana Tech.

• With the win over Northern Colorado, Sampson's teams have won their last 14 season openers and 27 of his last 28... Only a 68-62 loss to Alabama at the AT&T Wireless Classic in New York on Nov. 14, 2002, prevents a longer streak.

• During his career, Sampson's teams have won by an average of 23.7 points per game (736 points in 31 games).

• In his teams' 31 season-opening wins, only four teams have won by fewer than double digits... His first team at Houston in 2014-15 claimed a 77-74 win at Murray State on Nov. 14, 2014, in his most recent single-digit, season-opening win.

REGULAR-SEASON NON-CONFERENCE WINS

Seasons in which Houston competed as a conference member

Rk.	Wins	Year	Overall
1.	13	2018-19	33-4
2.	12	2022-23	18-2
		1954-55	15-10
t4.	11	2012-13	20-13
		2007-08	24-10
		1991-92	25-6
		1983-84	32-5
t8.	10	2019-20	23-8
		2017-18	27-8
		2015-16	22-10
		2005-06	21-10
		1992-93	21-9
		1989-90	25-8
		1977-78	25-8
		1976-77	29-8
		1955-56	19-7
		1949-50	16-7

Bold Red – Current Season
Bold Black – under Coach Kelvin Sampson

NCAA TOURNAMENT HISTORY

NCAA TOURNAMENT HISTORY

NCAA Tournament National Championship Game Appearances	(2) 1984, 1983
NCAA Final Four Appearances	(6) 2021, 1984, 1983, 1982, 1968, 1967
NCAA Elite Eight Appearances	(7) 2022, 2021, 1984, 1983, 1982, 1968, 1967
NCAA Sweet 16 Appearances	(15) 2023, 2022, 2021, 2019, 1984, 1983, 1982, 1971, 1970, 1968, 1967, 1966, 1965, 1961, 1956
NCAA Tournament Appearances	(24) 2023, 2022, 2021, 2019, 2018, 2010, 1992, 1990, 1987, 1984, 1983, 1982, 1981, 1978, 1973, 1972, 1971, 1970, 1968, 1967, 1966, 1965, 1961, 1956
NCAA Tournament Record	38-28 (.576)
NCAA Final Four Most Outstanding Player	(1) Hakeem Olajuwon (1984)
NCAA All-Final Four Team Members	(5) Alvin Franklin (1984), Hakeem Olajuwon (1984), Michael Young (1984), Hakeem Olajuwon (1983), Elvin Hayes (1968)
NCAA All-Regional Team Members	17

2023

No. 1 Seed • Midwest Region • First/Second Rounds Legacy Arena • Birmingham, Ala.

March 16	W	63-52	(16) Northern Kentucky
March 18	W	81-64	(9) Auburn

Midwest Regional • T-Mobile Center • Kansas City, Mo. March 24 (5) Miami (Fla.)

2022 • ELITE EIGHT

No. 5 Seed • South Region • First/Second Rounds PPG Paints Arena • Pittsburgh

March 18	W	82-68	(12) UAB
March 20	W	68-53	(4) Illinois

South Regional • AT&T Center • San Antonio, Texas

March 24	W	72-60	#2/2 (1) Arizona
March 26	L	44-50	#6/5 (2) Villanova

Regional All-Tournament Team: Jamal Shead

2021 • FINAL FOUR

No. 2 Seed • Midwest Region • First Round Simon Skojdt Assembly Hall • Bloomington, Ind.

March 19	W	87-56	(15) Cleveland State
----------	---	-------	----------------------

Second Round • Lucas Oil Stadium • Indianapolis

March 21	W	63-60	(10) Rutgers
----------	---	-------	--------------

Sweet 16 • Hinkle Fieldhouse • Indianapolis

March 27	W	62-46	(11) Syracuse
----------	---	-------	---------------

Elite Eight • Lucas Oil Stadium • Equality Court • Indianapolis

March 29	W	67-61	(12) Oregon State
----------	---	-------	-------------------

Regional Most Outstanding Player: DeJon Jarreau

Regional All-Tournament Team: Quentin Grimes

Final Four • Lucas Oil Stadium • Unity Court • Indianapolis

April 3	L	59-78	#3/3 (1) Baylor
---------	---	-------	-----------------

2020

Seed Unknown • Region Unknown Arena Unknown • City Unknown

Canceled due to COVID-19 pandemic

2019 • SWEET 16

No. 3 Seed • Midwest Region • First/Second Rounds BOK Center • Tulsa, Okla.

March 22	W	84-55	(14) Georgia State
March 24	W	74-59	(11) Ohio State

Midwest Regional • Sprint Center • Kansas City, Mo.

March 29	L	58-62	#7/7 (2) Kentucky
----------	---	-------	-------------------

2018 • SECOND ROUND

No. 6 Seed • West Region • First/Second Rounds Intrust Bank Arena • Wichita, Kan.

March 15	W	67-65	(11) rv/rv San Diego State
March 17	L	63-64	#7/7 (3) Michigan

2010

No. 13 Seed • Midwest Region • First Round Spokane Veterans Memorial Arena • Spokane, Wash.

March 19	L	77-89	#20/20 (13) Maryland
----------	---	-------	----------------------

1992

No. 10 Seed • Midwest Region • First Round Bradley Center • Milwaukee, Wisc.

March 19	L	60-65	(7) Georgia Tech
----------	---	-------	------------------

1990

No. 8 Seed • Southeast Region • First Round Thompson-Boling Arena • Knoxville, Tenn.

March 15	L	66-70	(9) UC Santa Barbara
----------	---	-------	----------------------

1987

No. 12 Seed • Southeast Region • First Round The Omni • Atlanta, Ga.

March 13	L	55-66	(5) Kansas
----------	---	-------	------------

1984 • NATIONAL FINALIST

No. 2 Seed • Midwest Region • First/Second Rounds Mid-South Coliseum • Memphis, Tenn.

March 17	W	77-69	(10) Louisiana Tech
----------	---	-------	---------------------

Midwest Regional • The Arena • St. Louis, Mo.

March 23	W	78-71	(6) Memphis
March 25	W	68-63	(4) Wake Forest

Regional Most Outstanding Player: Hakeem Olajuwon

Regional All-Tournament Team: Hakeem Olajuwon, Michael Young

Final Four • Kingdome • Seattle

March 31	W	49-47 (OT)	(7 - East) Virginia
April 2	L	75-84	(1 - West) Georgetown

Final Four Most Outstanding Player: Hakeem Olajuwon

Final Four All-Tournament Team: Alvin Franklin, Hakeem Olajuwon, Michael Young

1983 • NATIONAL FINALIST

No. 1 Seed • Midwest Region • First/Second Rounds The Summit • Houston

March 19	W	60-50	(8) Maryland
----------	---	-------	--------------

Midwest Regional • Kemper Arena • Kansas City, Mo.

March 25	W	70-63	(4) Memphis
March 27	W	89-71	(3) Villanova

Regional Most Outstanding Player: Hakeem Olajuwon

Regional All-Tournament Team: Larry Micheaux, Hakeem Olajuwon, Michael Young

Final Four • University Arena • Albuquerque, N.M.

April 2	W	94-81	(1 - East) Louisville
April 4	L	52-54	(6 - West) NC State

Final Four All-Tournament Team: Hakeem Olajuwon

1982 • NCAA FINAL FOUR

No. 6 Seed • Midwest Region • First/Second Rounds Mabee Center • Tulsa, Okla.

March 11	W	94-84	(11) Alcorn State
March 13	W	78-74	(3) Tulsa

Midwest Regional • Checkerdome • St. Louis, Mo.

March 19	W	79-78	(2) Missouri
March 21	W	99-92	(8) Boston College

Regional Most Outstanding Player: Rob Williams

Regional All-Tournament Team: Larry Micheaux, Rob Williams

Final Four • Louisiana Superdome • New Orleans

March 27	L	63-68	(1 - East) North Carolina
----------	---	-------	---------------------------

NCAA TOURNAMENT CAREER LEADERS

Points

Rk.	Pts.	Name	School	Years (Games)
1.	407	Christian Laettner	Duke	1989-92 (23)
2.	358	Elvin Hayes	Houston	1966-68 (13)
3.	328	Danny Manning	Kansas	1985-88 (16)
4.	325	Tyler Hansbrough	North Carolina	2006-09 (17)
5.	324	Oscar Robertson	Cincinnati	1958-60 (10)

Rebounds

1.	222	Elvin Hayes	Houston	1966-68 (13)
2.	201	Lew Alcindor	UCLA	1967-69 (12)
3.	198	Tom Gola	La Salle	1954-55 (11)
4.	197	Jerry Lucas	Ohio State	1960-62 (12)
5.	181	Nick Collison	Kansas	2000-03 (16)
6.	176	Bill Walton	UCLA	1972-74 (12)
7.	169	Christian Laettner	Duke	1989-92 (23)
8.	165	Tim Duncan	Wake Forest	1994-97 (11)
9.	160	Paul Hogue	Cincinnati	1960-62 (12)
10.	157	Sam Lacey	New Mexico St.	1968-70 (11)
11.	155	Derrick Coleman	Syracuse	1987-90 (14)
12.	153	Hakeem Olajuwon	Houston	1982-84 (15)

Rebounding Average

1.	19.8	Tom Gola	La Salle	1954-55 (10)
2.	19.7	John Green	Michigan State	1957-79 (6)
3.	19.2	Artis Gilmore	Jacksonville	1970-71 (6)
4.	18.5	Paul Silas	Creighton	1962-64 (6)
5.	17.13	Len Chappell	Wake Forest	1961-62 (8)
6.	17.08	Elvin Hayes	Houston	1966-68 (13)

Field Goals

1.	152	Elvin Hayes	Houston	1966-68 (13)
2.	140	Danny Manning	Kansas	1985-88 (16)
t3.	128	Glen Rice	Michigan	1986-89 (13)
t3.	128	Christian Laettner	Duke	1989-92 (23)
t5.	123	Corliss Williamson	Arkansas	1993-95 (15)

NCAA TOURNAMENT HISTORY

vs. NCAA TOURNAMENT OPPONENTS

Team	Record	Pct.	Stk.
Alcorn State	1-0	1.000	W1
Arizona	1-0	1.000	W1
Auburn	1-0	1.000	W1
Baylor	0-1	.000	L1
Boston College	1-0	1.000	W1
Cleveland State	1-0	1.000	W1
Colorado State	1-0	1.000	W1
Dayton	1-0	1.000	W1
Drake	0-1	.000	L1
Georgetown	0-1	.000	L1
Georgia State	1-0	1.000	W1
Georgia Tech	0-1	.000	L1
Illinois	1-0	1.000	W1
Kansas	1-2	.333	L2
Kansas State	0-3	.000	L3
Kentucky	0-1	.000	L1
Louisiana	0-1	.000	L1
Louisiana Tech	1-0	1.000	W1
Louisville	2-0	1.000	W2
Loyola Chicago	1-0	1.000	W1
Marquette	1-0	1.000	W1
Maryland	1-1	.500	L1
Memphis	2-0	1.000	W2
Miami (Fla.)	0-0	.000	---
Michigan	0-1	.000	L1
Missouri	1-0	1.000	W1
New Mexico State	2-0	1.000	W2
NC State	0-1	.000	L1
North Carolina	1-1	.500	L1
Northern Kentucky	1-0	1.000	W1
Notre Dame	2-1	.667	L1
Ohio State	1-1	.500	W1
Oklahoma State	0-1	.000	L1
Oregon State	1-1	.500	W1
Pacific	1-0	1.000	W1
Rutgers	1-0	1.000	W1
San Diego State	1-0	1.000	W1
SMU	1-2	.333	W1
Syracuse	1-0	1.000	W1
TCU	1-0	1.000	W1
Texas	0-1	.000	L1
Texas Tech	0-1	.000	L1
Tulsa	1-0	1.000	W1
UAB	1-0	1.000	W1
UCLA	0-2	.000	L2
UC Santa Barbara	0-1	.000	L1
Villanova	1-2	.333	L1
Virginia	1-0	1.000	W1
Wake Forest	1-0	1.000	W1
Totals	38-28	.576	W2

1981

No. 8 Seed • East Region • First Round Charlotte Coliseum • Charlotte, N.C.

March 13	L 72-90	(9) Villanova
----------	---------	---------------

1978

Midwest Region • First Round Mabee Center • Tulsa, Okla.

March 10	L 77-100	Notre Dame
----------	----------	------------

1973

Midwest Region • First Round Henry Levitt Arena • Wichita, Kan.

March 10	L 89-102	Louisiana-Lafayette
----------	----------	---------------------

1972

Midwest Region • First Round Pan American Center • Las Cruces, N.M.

March 11	L 74-85	Texas
----------	---------	-------

1971

Midwest Region • First Round Hofheinz Pavilion • Houston

March 13	W 72-69	New Mexico State
----------	---------	------------------

Midwest Regional • Henry Levitt Arena • Wichita, Kan.

March 18	L 77-78	Kansas
March 20	W 119-106	Notre Dame

1970

Midwest Region • First Round Daniel-Meyer Coliseum • Fort Worth, Texas

March 7	W 71-64	Dayton
---------	---------	--------

Midwest Regional • Allen Fieldhouse • Lawrence, Kan.

March 12	L 87-92	Drake
----------	---------	-------

Regional Third Place • Allen Fieldhouse • Lawrence, Kan.

March 14	L 98-107	Kansas State
----------	----------	--------------

1968 • NCAA FINAL FOUR

Midwest Region • First Round • Salt Lake City

March 9	W 94-76	Loyola (Chicago)
---------	---------	------------------

Midwest Regional • Henry Levitt Arena • Wichita, Kan.

March 15	W 91-75	Louisville
----------	---------	------------

March 16	W 103-68	TCU
----------	----------	-----

All-Tournament Team: Don Chaney, Elvin Hayes, Theodis Lee

Final Four • Memorial Sports Arena • Los Angeles

March 22	L 69-101	UCLA
----------	----------	------

Final Four • Consolation Memorial Sports Arena • Los Angeles

March 25	L 85-89	Ohio State
----------	---------	------------

Final Four All-Tournament Team: Elvin Hayes

1967 • NCAA FINAL FOUR

Midwest Region • First Round CSU Auditorium • Fort Collins, Colo.

March 11	W 59-58	New Mexico State
----------	---------	------------------

Midwest Regional • Allen Field House • Lawrence, Kan.

March 17	W 66-53	Kansas
----------	---------	--------

March 19	W 83-75	SMU
----------	---------	-----

All-Tournament Team: Don Chaney, Elvin Hayes

Final Four • Freedom Hall • Louisville, Ky.

March 24	L 58-73	UCLA
----------	---------	------

Final Four • Consolation • Freedom Hall • Louisville, Ky.

March 25	W 84-62	North Carolina
----------	---------	----------------

1966

West Region • First Round Henry Levitt Arena • Wichita, Kan.

March 7	W 82-76	Colorado State
---------	---------	----------------

West Regional • Pauley Pavilion • Los Angeles

March 11	L 60-63	Oregon State
----------	---------	--------------

Regional Consolation • Pauley Pavilion • Los Angeles

March 12	W 102-91	Pacific
----------	----------	---------

1965

Midwest Region • First Round Lubbock Coliseum • Lubbock, Texas

March 8	W 99-98	Notre Dame
---------	---------	------------

Midwest Regional • Ahearn Fieldhouse • Manhattan, Kan.

March 12	L 60-75	Oklahoma State
----------	---------	----------------

Midwest Regional Consolation • Ahearn Fieldhouse Manhattan, Kan.

March 13	L 87-89	SMU
----------	---------	-----

HOUSTON by SEEDING

The NCAA began seeding teams in 1979

Team	Record	Pct.	Stk.	Last
No. 1	6-1	.857	W2	2023
No. 2	8-2	.800	L1	2021
No. 3	2-1	1.000	L1	2019
No. 4	0-0	.000	---	---
No. 5	3-1	.750	L1	2022
No. 6	5-2	.714	L1	2018
No. 7	0-0	.000	---	---
No. 8	0-2	.000	L2	1990
No. 9	0-0	.000	---	---
No. 10	0-1	.000	L1	1992
No. 11	0-0	.000	---	---
No. 12	0-1	.000	L1	1987
No. 13	0-1	.000	L1	2010
No. 14	0-0	.000	---	---
No. 15	0-0	.000	---	---
No. 16	0-0	.000	---	---
Seeded	24-12	.667	W2	2023
Unseeded	14-16	.467	L3	1978
Totals	38-28	.576	W2	2023

HOUSTON vs. SEEDING

Team	Record	Pct.	Stk.	Last
No. 1	2-3	.400	W1	2022
No. 2	1-2	.333	L2	2022
No. 3	2-1	.667	L1	2018
No. 4	3-0	1.000	W3	1984
No. 5	0-1	.000	L1	1987
No. 6	1-1	.500	W1	1984
No. 7	1-1	.500	W1	1992
No. 8	2-0	1.000	W2	1983
No. 9	1-2	.333	W1	2023
No. 10	2-0	1.000	W2	2021
No. 11	4-0	1.000	W4	2021
No. 12	2-0	1.000	W2	2022
No. 13	0-1	.000	L1	2010
No. 14	1-0	1.000	W1	2019
No. 15	1-0	1.000	W1	2021
No. 16	1-0	1.000	W1	2023
Seeded	24-12	.667	W2	2023
Unseeded	14-16	.467	L3	1978
Totals	38-28	.576	W2	2023

1961

Midwest Region • First Round • Delmar Gym • Houston

March 15	W 77-61	Marquette
----------	---------	-----------

Midwest Regional • Allen Fieldhouse • Lawrence, Kan.

March 17	L 64-75	Kansas State
----------	---------	--------------

Midwest Regional Consolation • Allen Fieldhouse Lawrence, Kan.

March 18	L 67-69	Texas Tech
----------	---------	------------

All-Tournament Team: Gary Phillips

1956

West Region • Second Round Allen Fieldhouse • Lawrence, Kan.

March 16	L 74-89	SMU
----------	---------	-----

West Regional Consolation • Allen Fieldhouse Lawrence, Kan.

March 17	L 70-89	Kansas State
----------	---------	--------------

NCAA TOURNAMENT RECORDS

HOUSTON • TEAM

Games Played:	5	2021, 1984, 1983, 1982, 1968, 1967
Minutes Played:	225	vs. Virginia (3/31/84)
Margin of Victory:	35 (103-68)	vs. TCU (3/16/68)
Margin of Defeat:	32 (69-101)	vs. UCLA (3/22/68)
Points Scored (High):	119	vs. Notre Dame (3/20/71)
Points Scored (Low):	44	vs. Villanova (3/26/22)
Points Scored – Half (High):	62 (2nd)	vs. Notre Dame (3/20/71)
Points Scored – Half (Low):	18 (2nd)	vs. Virginia (3/31/84)
Points Scored – Overtime:	6	vs. Virginia (3/31/84)
Field Goals:	47	vs. Notre Dame (3/20/71)
Field Goal Attempts:	100	vs. Pacific (3/12/66)
Field Goal Percentage (High):	65.5 (38-58)	vs. Alcorn State (3/11/82)
Field Goal Percentage (Low):	28.2 (22-78)	at UCLA (3/22/68)
3-Point Field Goals:	11	vs. Oregon State (3/29/21)
3-Point Field Goal Attempts:	32	vs. Oregon State (3/29/21)
3-Point FG Percentage (High):	50.0 (2-4)	vs. UC Santa Barbara (3/15/90)
3-Point FG Percentage (Low):	5.0 (1-20)	vs. Villanova (3/26/22)
Free Throws (High):	33	vs. Boston College (3/21/82)
Free Throws (Low):	4	vs. Villanova (3/13/81)
Free Throw Attempts (High):	44	vs. Boston College (3/21/82)
Free Throw Attempts (Low):	8	vs. Georgia Tech (3/19/92)
Free Throw Percentage:	90.0 (9-10)	vs. Northern Kentucky (3/16/23)
Rebounds (High):	76	vs. TCU (3/16/68)
Rebounds (Low):	26	vs. Georgetown (4/2/84); by Villanova (3/13/81)
Assists:	27	vs. SMU (3/19/67)
Steals:	12	vs. Ohio State (3/24/19)
Blocked Shots:	12	vs. Auburn (3/18/23)
Turnovers (High):	25	vs. Tulsa (3/13/82)
	25	vs. Kansas State (3/14/70)
Turnovers (Low):	6	vs. Ohio State (3/24/19)
	6	vs. Maryland (3/19/83)
	6	vs. Maryland (3/19/10)
Fouls:	28	vs. SMU (3/13/65); vs. Texas Tech (3/8/65)

HOUSTON • INDIVIDUAL

Games Played (Season):	5	Quentin Grimes, Marcus Sasser, DeJon Jarreau, Justin Gorham, Fabian White Jr., Tramon Mark, Reggie Chaney and Brison Gresham (2020-21)
		Alvin Franklin, Reid Gettys, Hakeem Olajuwon, Rickie Winslow and Michael Young (1983-84)
		Benny Anders, Clyde Drexler, Alvin Franklin, Reid Gettys, Larry Micheaux, Hakeem Olajuwon and Michael Young (1982-83)
		Eric Davis, Clyde Drexler, Larry Micheaux, Hakeem Olajuwon, Lynden Rose, Rob Williams and Michael Young (1981-82)
		Don Chaney, Joe Hamood, Elvin Hayes, Theodis Lee, Vern Lewis and Ken Spain (1967-68)
		Melvin Bell, Don Chaney, Gary Grider, Elvin Hayes, Don Kruse, Leary Lentz, Vern Lewis and Ken Spain, (1966-67)
Games Played (Career):	16	Michael Young (1980-84)
Minutes Played:	45	Alvin Franklin, Reid Gettys, Hakeem Olajuwon, Michael Young, vs. Virginia (3/31/84)
Points Scored:	49	Elvin Hayes, vs. Loyola Chicago (3/9/68)
Field Goals:	20	Elvin Hayes, vs. Loyola Chicago (3/9/68)
Field Goal Attempts:	34	Elvin Hayes, vs. Ohio State (3/23/68); Elvin Hayes, vs. TCU (3/16/68)
Field Goal Percentage:	90.9 (10-11)	Hakeem Olajuwon, vs. Villanova (3/27/83)
3-Point Field Goals:	7	Corey Davis Jr., vs. Georgia State (3/22/19)
3-Point Field Goal Attempts:	17	Corey Davis Jr., vs. Georgia State (3/22/19)
3-Point Field Goal Percentage:	75.0 (6-8)	Kyler Edwards, vs. UAB (3/18/22)
Free Throws:	12	Poo Welch vs. Notre Dame (3/20/71) Ollie Taylor vs. Dayton (3/7/70)
Free Throw Attempts:	18	Poo Welch, vs. Notre Dame (3/20/71)
Free Throw Percentage:	100.0 (6-6)	Corey Davis Jr., vs. Ohio State (3/24/19)
	100.0 (10-10)	Reid Gettys, vs. Boston College (3/21/82)
Rebounds:	28	Elvin Hayes, vs. Pacific (3/12/68)
Assists:	14	Vern Lewis, vs. Ohio State (3/23/68)
Steals:	6	Galen Robinson Jr., vs. Ohio State (3/24/19)
Blocked Shots:	8	Hakeem Olajuwon, vs. Villanova (3/27/83)

OPPONENT • TEAM

Points Scored (High):	107	vs. Kansas State (3/14/70)
Points Scored (Low):	47	vs. Virginia (3/31/84)
Points Scored – Half (High):	56 (2nd)	vs. Kansas State (3/14/70)
Points Scored – Half (Low):	18 (1st)	vs. Marquette (3/15/61)
Points Scored – Overtime:	4	vs. Virginia (3/31/84)
Field Goals:	47	vs. Kansas State (3/14/70)
Field Goal Attempts:	102	vs. Notre Dame (3/20/71)
Field Goal Percentage (High):	67.3 (33-49)	vs. Villanova (3/13/81)
Field Goal Percentage (Low):	27.5 (19-69)	vs. Northern Kentucky (3/16/23)
3-Point Field Goals:	11	vs. #3/3 Baylor (4/3/21)
3-Point Field Goal Attempts:	33	vs. Northern Kentucky (3/16/23)
3-Point FG Percentage (High):	45.8 (11-24)	vs. #3/3 Baylor (4/3/21)
3-Point FG Percentage (Low):	15.2 (5-33)	vs. Northern Kentucky (3/16/23)
Free Throws (High):	33	vs. SMU (3/16/56)
Free Throws (Low):	5	done three times; Most recently by Kansas (3/13/87);
Free Throw Attempts (High):	46	vs. SMU (3/16/56)
Free Throw Attempts (Low):	7	vs. Kansas (3/13/87); vs. Virginia (3/31/84)
Free Throw Percentage:	100.0 (15-15)	vs. Villanova (3/26/22)
Rebounds (High):	71	vs. Kansas State (3/14/70)
Rebounds (Low):	23	vs. Maryland (3/19/83)
Assists:	26	vs. UCLA (3/22/68)
Steals:	9	vs. Northern Kentucky (3/16/23)
	9	vs. UC Santa Barbara (11/15/90)
Blocked Shots:	10	vs. Memphis (3/23/84)
Turnovers (High):	27	vs. Kansas State (3/14/70)
	27	vs. Drake (3/12/70)
Turnovers (Low):	6	vs. NC State (4/4/83)
Fouls :	33	vs. Boston College (3/21/82)

OPPONENT • INDIVIDUAL

Minutes Played:	45	Othell Wilson, Virginia (3/31/84)
Points:	47	Austin Carr, Notre Dame (3/20/71)
Field Goals:	17	Austin Carr, Notre Dame (3/20/71)
Field Goal Attempts:	40	Austin Carr, Notre Dame (3/20/71)
Field Goal Percentage:	83.3 (10-12)	William Bedford, Memphis (3/23/84)
3-Point Field Goals:	4	Jared Butler, #3/3 Baylor (4/3/21)
	4	C.J. Jackson, Ohio State (3/24/19)
3-Point Field Goal Attempts:	11	C.J. Jackson, Ohio State (3/24/19)
3-Point Field Goal Percentage:	80.0 (4-5)	Jared Butler, #3/3 Baylor (4/3/21)
Free Throws:	13	Austin Carr, Notre Dame (3/20/71)
Free Throw Attempts:	17	Austin Carr, Notre Dame (3/20/71)
Free Throw Percentage:	100.0 (7-7),	Landon Milbourne, Maryland (3/19/10);
	(6-6),	Greivis Vasquez, Maryland (3/19/10);
	(9-9)	by Steve Harris, Tulsa (3/13/82);
	(9-9)	by Collis Jones, Notre Dame (3/20/71)
Rebounds:	23	Keith Swagerty, Pacific (3/12/66)
Assists:	12	Lucius Allen, UCLA (3/22/68)
Steals:	5	Sidney Lowe, NC State (4/4/83)
Blocked Shots:	6	Keith Lee, Memphis (3/23/84)

RECORDS WATCH

TEAM • SEASON

GAMES PLAYED

1.	38	2021-22
t2.	37	2018-19
		1976-77
		1983-84
5.	36	2022-23
6.	34	2007-08
		1982-83
t8.	35	2017-18
		2009-10
t10.	33	2013-14
		2012-13
		2008-09
		1981-82
		1989-90
		1967-68
		2006-07
		1977-78
		2001-02

WINS

t1.	33	33-3	2022-23
t1.	33	33-4	2018-19
t3.	32	32-6	2021-22
	32	32-5	1983-84
t5.	31	31-3	1982-83
		31-2	1967-68
7.	29	29-8	1976-77
8.	28	28-4	2020-21
t9.	27	27-8	2017-18
		27-4	1966-67
t11.	25	25-6	1989-90
		25-8	1981-82
		25-8	1977-78
		25-5	1969-70

MINUTES

1.	7,675	2021-22
2.	7,450	1976-77
3.	7,425	1983-84
4.	7,400	2018-19
5.	7,200	2022-23
6.	7,050	2009-10
7.	7,000	2017-18
t8.	6,800	2007-08
		1982-83
10.	6,775	2012-13
11.	6,675	2006-07

3-POINT FIELD GOALS MADE

1.	375	2007-08
2.	333	2018-19
3.	330	2006-07
4.	298	2021-22
5.	297	2017-18
6.	290	2009-10
7.	286	2005-06
8.	268	2016-17
9.	279	2004-05
10.	275	2022-23
11.	259	2014-15

3-POINT FIELD GOAL ATTEMPTS

1.	1,039	2007-08
2.	1,009	2006-07
3.	939	2018-19
4.	881	2021-22
5.	854	2005-06
6.	831	2004-05
7.	814	2009-10
8.	809	2014-15
9.	804	2022-23
10.	768	2017-18
11.	681	2016-17

3-POINT FIELD GOAL PERCENTAGE

1.	.425	150-353	1989-90
2.	.395	94-238	1986-87
3.	.394	268-281	2016-17
4.	.389	176-452	2010-11
5.	.387	297-768	2017-18
6.	.383	149-389	2001-02
7.	.383	162-423	1987-88
8.	.372	140-376	1996-97
9.	.367	212-578	2013-14
10.	.364	209-574	1990-91
**	.342	275-804	2022-23

FREE THROW PERCENTAGE

1.	.770	552-717	2007-08
2.	.746	562-753	2008-09
3.	.744	582-782	1965-66
4.	.730	449-615	2019-20
5.	.727	448-616	2022-23
6.	.723	536-741	1957-58
7.	.71810	484-674	2017-18
8.	.71591	390-544	2016-17
9.	.71605	638-891	1969-70
10.	.71518	457-639	2006-07
11.	.71377	596-835	1956-57

ASSISTS

1.	745	1976-77
2.	736	1983-84
3.	732	1967-68
4.	729	1982-83
5.	638	1977-78
6.	625	1969-70
7.	617	2021-22
8.	614	1972-73
9.	596	1984-85
10.	580	1981-82
**	528	2022-23

BLOCKED SHOTS

1.	286	1983-84
2.	269	1982-83
3.	196	2021-22
4.	182	2013-14
5.	178	2022-23
6.	171	1981-82
7.	161	2018-19
8.	157	1992-93
t9.	151	2019-20
		2003-04
t11.	149	2011-12
		1973-74

BLOCKED SHOTS AVERAGE

1.	7.9	269-34	1982-83
2.	7.7	286-37	1983-84
3.	5.7	149-26	1973-74
4.	5.6	151-27	2003-04
5.	5.5	182-33	2013-14
6.	5.23	157-30	1992-93
7.	5.18	171-33	1981-82
8.	5.16	196-38	2021-22
9.	4.967	149-30	2011-12
10	4.84	178-36	2022-23
11.	4.871	151-31	2019-20

MISCELLANEOUS

CONSECUTIVE WINNING SEASONS

Rk.	No.	Seasons
1.	20	1959-60 through 1978-79
2.	8	2015-16 – present
3.	7	1986-87 through 1992-93
4.	6	2004-05 through 2009-10
5.	5	1980-81 through 1984-85
t6.	2	1954-55 through 1955-56
	2	1946 through 1946-47

CONSECUTIVE NON-LOSING SEASONS

Rk.	No.	Seasons
1.	34	1959-60 through 1992-93
2.	8	2015-16 – present
3.	6	2004-05 through 2009-10
4.	5	1946 through 1949-50
5.	3	2011-12 through 2013-14
6.	2	1954-55 through 1955-56

CONSECUTIVE 20-WIN SEASONS

Rk.	No.	Seasons
1.	8	2015-16 – present
t2.	4	1980-81 through 1983-84
	4	1969-70 through 1972-73
4.	3	1965-66 through 1967-68
t5.	2	2007-08 through 2008-09
	2	1991-92 through 1992-93
	2	1976-77 through 1977-78

VICTORIES – 4-YEAR PERIOD

Rk.	No.	Seasons
1.	116	2019-20 through present
2.	116	2018-19 through 2021-22
3.	111	2017-18 through 2020-21
4.	109	1980-81 through 1983-84
t5.	104	2016-17 through 2019-20
	104	1981-82 through 1984-85
7.	103	2015-16 through 2018-19
8.	100	1964-65 through 1967-68
9.	99	1966-67 through 1969-70
10.	97	1965-66 through 1968-69
11.	94	1967-68 through 1970-71

VICTORIES – 3-YEAR PERIOD

Rk.	No.	Seasons
1.	93	2020-21 through present
2.	88	1981-82 through 1983-84
3.	84	2018-19 through 2020-21
t4.	83	2019-20 through 2021-22
	83	2017-18 through 2019-20
t6.	81	2016-17 through 2018-19
	81	1965-66 through 1967-68
8.	79	1982-83 through 1984-85
9.	77	1980-81 through 1982-83
10.	74	1966-67 through 1968-69
11.	72	1967-68 through 1969-70

WINNINGEST 4-YEAR CLASSES

Rk.	Wins	Years (Records)	Seniors in Final Season
1.	117	18-19 (33-4), 19-20 (23-8), 20-21 (28-4), 21-22 (33-6)	Fabian White Jr. , Josh Carlton, Tyler Edwards, Taze Moore
2.	115	19-20 (23-8), 20-21 (28-4), 21-22 (32-6), 22-23 (32-3)	Darius Bowser, Reggie Chaney, Marcus Sasser , Mylik Wilson
3.	111	17-18 (27-8), 18-19 (33-4), 19-20 (23-8), 20-21 (28-4)	Justin Gorham, Brison Gresham, DeJon Jarreau
4.	109	80-81 (21-9), 81-82 (25-8), 82-83 (31-3), 83-84 (32-5)	Derek Giles, Michael Young
t5.	104	16-17 (21-11), 17-18 (27-8), 18-19 (33-4), 19-20 (23-8)	Chris Harris Jr.
	104	81-82 (25-8), 82-83 (31-3), 83-84 (32-5), 84-85 (16-14)	Marvin Alexander, Benny Anders, Braxton Clark, Eric Dickens , Reid Gettys
7.	103	15-16 (22-10), 16-17 (21-11), 17-18 (27-8), 18-19 (33-4)	Breaon Brady, Corey Davis Jr., Landon Goesling, Galen Robinson Jr.
8.	100	64-65 (19-10), 65-66 (23-6), 66-67 (27-4), 67-68 (31-2)	Don Chaney , Elvin Hayes , Vern Lewis
9.	99	66-67 (27-4), 67-68 (31-2), 68-69 (16-10), 69-70 (25-5)	Melvin Bell , Tom Gribben , Ollie Taylor
10.	97	65-66 (23-6), 66-67 (27-4), 67-68 (31-2), 68-69 (16-10)	Billy Bane, Niemer Hamood , Theodis Lee , George Reynolds, Ken Spain
11.	94	67-68 (31-2), 68-69 (16-10), 69-70 (25-5), 70-71 (22-7)	Mars Evans, Poo Welch
12.	93	82-83 (31-3), 83-84 (32-5), 84-85 (16-14), 85-86 (14-14)	Alvin Franklin , Earl Small, Renaldo Thomas
13.	91	79-80 (14-14), 80-81 (21-9), 81-82 (25-8), 82-83 (31-3)	David Bunce , Larry Micheaux , David Rose, Bryan Williams
14.	90	69-70 (25-5), 70-71 (22-7), 71-72 (20-7), 72-73 (23-4)	Jerry Bonney, Clay Hoster , Steve Newsome , Doug Worrell
15.	89	89-90 (25-8), 90-91 (18-11), 91-92 (25-6), 92-93 (21-9)	David Diaz, Darrell Grayson , Craig Lillie, Bo Outlaw, Derrick Smith
t16.	87	75-76 (17-11), 76-77 (29-8), 77-78 (25-8), 78-79 (16-15)	Ken Ciolli , Cedric Fears, George Walker
	87	74-75 , 75-76 (17-11), 76-77 (29-8), 77-78 (25-8)	Cecil Rose , Mike Schultz, Charles Thompson , Mark Trammel
t18.	85	88-89 (17-14), 89-90 (25-8), 90-91 (18-11), 91-92 (25-6)	Derrick Daniels , Roger Fernandes , Sam Mack, Craig Upchurch
	85	63-64 (16-10), 64-65 (19-10), 65-66 (23-6), 66-67 (27-4)	Andrew Benson, Gary Grider , Bob Hayward, Don Kruse, Leary Lentz
t20.	84	05-06 (21-10), 06-07 (18-15), 07-08 (24-10), 08-09 (21-12)	Marcus Cousin, DaShaun Williams
	84	76-77 (29-8), 77-78 (25-8), 78-79 (16-15), 79-80 (14-14)	Victor Ewing, Byron Gibson , Marshall Sauls, Kenneth Williams

Bold – Played 4+ seasons at Houston
(3+ years for those who played before freshmen eligibility)

VICTORIES – 2-YEAR PERIOD

Rk.	No.	Seasons
1.	65	2021-22 through present
2.	63	1983-83 through 1983-84
3.	61	2020-21 through 2021-22
4.	60	2017-18 through 2018-19
5.	58	1966-67 through 1967-68
t6.	56	2018-19 through 2019-20
	56	1981-82 through 1982-83
8.	54	1976-77 through 1977-78
9.	51	2019-20 through 2020-21
10.	50	1965-66 through 1966-67
t11.	48	2016-17 through 2017-18
		1983-84 through 1984-85

RECORDS WATCH

INDIVIDUAL • CAREER

WINS

Rk.	No.	Player	Record	Years
1.	121	Fabian White Jr.	121-28	2017-22
2.	109	Michael Young	109-25	1980-84
3.	103	Galen Robinson Jr.	103-33	2015-19
4.	95	Reid Gettys	95-25	1981-85
t5.	90	Reggie Chaney	90-12	2020 –
t5.	90	Marcus Sasser	90-16	2019 –
t5.	90	Alvin Franklin	90-35	1982-86
8.	89	Larry Micheaux	89-34	1979-83
9.	88	Jamal Shead	88-11	2020 –
10.	87	George Walker	87-42	1975-79
		Ken Ciolli	87-42	1975-79
t2.	86	J'Wan Roberts	86-12	2019 –
t13.	85	Derrick Daniels	85-39	1988-92
		Craig Upchurch	85-41	1987-92
t15.	84	Hakeem Olajuwon	84-16	1981-84

CONFERENCE WINS

Rk.	No.	Player	Record	Years
1.	61	Fabian White Jr. (American)	61-15	2017-22
2.	54	Galen Robinson Jr. (American)	54-18	2015-19
3.	52	Michael Young (SWC)	52-12	1980-84
4.	47	Alvin Franklin (SWC)	47-17	1982-86
t5.	45	Reggie Chaney (American)	45-7	2020 –
t5.	45	J'Wan Roberts (American)	45-7	2019 –
t5.	45	Larry Micheaux (SWC)	45-19	1979-83
t8.	44	Marcus Sasser (American)	44-9	2019 –
t8.	44	Jamal Shead (American)	44-6	2020 –
t8.	44	Reid Gettys (SWC)	44-16	1981-85
t9.	43	Derrick Daniels (SWC)	42-20	1988-92
		Hakeem Olajuwon (SWC)	42-6	1981-84
		Craig Upchurch (SWC)	42-20	1987-92
t14.	41	Greg Anderson (SWC)	40-24	1983-87
		Rickie Winslow (SWC)	40-24	1983-87

GAMES PLAYED

Rk.	No.	Player	Years
1.	149	Fabian White Jr.	2017-22
2.	136	Galen Robinson Jr.	2015-19
3.	134	Michael Young	1980-84
t4.	129	Ken Ciolli	1975-79
		George Walker	1975-79
t6.	126	Danrad Knowles	2013-17
		Craig Upchurch	1987-92
		Kenneth Williams	1976-80
9.	125	Alvin Franklin	1982-86
t10.	124	Derrick Daniels	1988-92
		Rickie Winslow	1983-87
t12.	123	Greg Anderson	1983-87
		Larry Micheaux	1979-83
t14.	122	Zamal Nixon	2007-11
		Lanny Smith	2003-08
16.	120	Reid Gettys	1981-85
17.	119	Marcus Oliver	1999-04
18.	118	Charles Thompson	1974-78
19.	116	Otis Birdsong	1973-77
20.	115	Jessie Drain	1991-95
21.	114	Cecil Rose	1974-78
22.	113	Chad Hendrick	1997-01
23.	112	LeRon Barnes	2011-16
24.	108	Bryan Shelton	2001-05
t25.	107	Marcus Sasser	2019 –
t25.	106	Roger Fernandes	1987-92
27.	105	Eric Dickens	1981-85
t28.	103	Reggie Chaney	2020 –
t28.	102	Tyrone Evans	1990-95
		David Marrs	1972-76
t31.	101	Mikhail McLean	2010-15
t32	100	Jamal Shead	2020 –
t32.	100	Armoni Brooks	2016-19
		Ramon Dyer	2002-06
		Kelvin Lewis	2007-10
		Hakeem Olajuwon	1981-84
**	98	J'Wan Roberts	2019 –

POINTS

Rk.	No.	Player	G	Years
1.	2,884	Elvin Hayes	93	1965-68
2.	2,832	Otis Birdsong	116	1973-77
3.	2,043	Michael Young	134	1980-84
4.	1,880	Craig Upchurch	126	1987-92
5.	1,838	Rob Williams	88	1979-82
6.	1,765	Louis Dunbar	79	1972-75
7.	1,741	Dwight Davis	84	1969-72
8	1,710	Rob Gray	91	2015-18
9.	1,684	Alvin Franklin	125	1982-86
10.	1,662	Greg Anderson	123	1983-87
11.	1,548	Rickie Winslow	123	1983-87
12.	1,516	Aubrey Coleman	67	2008-10
13.	1,476	Kenneth Williams	126	1976-80
14.	1,465	Kelvin Lewis	100	2007-10
15.	1,452	Gary Phillips	79	1958-61
16.	1,444	Marcus Sasser	106	2019 –
17	1,435	Robert McKiver	67	2006-08
18.	1,407	Andre Owens	87	2002-05
19.	1,388	TaShawn Thomas	96	2011-14
20.	1,383	Clyde Drexler	96	1980-83
21.	1,381	Charles Thompson	118	1974-78
22.	1,332	Hakeem Olajuwon	100	1981-84
23.	1,322	Larry Micheaux	123	1979-83
24.	1,298	Tim Moore	70	1993-96
25.	1,250	Lanny Smith	122	2003-08
26.	1,244	Cecil Rose	114	1974-78
27.	1,237	Joe Hamood	84	1963-66
28.	1,234	Fabian White Jr.	149	2017-22
29.	1,231	Ollie Taylor	56	1968-70
30.	1,195	Ted Luckenbill	72	1958-61
31.	1,162	Don Boldebeck	51	1954-56
32.	1,139	Don Schverak	85	1960-64
33.	1,135	Galen Robinson	96	1994-98
34.	1,133	Don Chaney	90	1965-68
35.	1,132	George Williams	90	1999-02
36.	1,131	Kenny Younger	87	1997-00
37	1,114	Gee Gervin	58	1998-00
38.	1,107	George Walker	129	1975-79
39.	1,088	Steve Newsome	83	1970-73
40.	1,087	Derrick Daniels	124	1988-92
41.	1,086	Corey Davis Jr.	72	2017-19
42.	1,077	Jherrod Stiggers	97	2011-15
43.	1,073	Lyle Harger	76	1960-63
44.	1,057	Richard Hollis	62	1987-89
45.	1,051	Byron Smith	62	1989-91
46.	1,050	David Marrs	102	1972-76
47.	1,041	Damon Jones	81	1994-97
48.	1,026	Lloyd Hendrix	89	1947-51
49.	1,025	Ken Spain	90	1966-69
50.	1,001	Damyean Dotson	64	2015-17

FASTEST to 1,000 Points

Rk.	G	Player	Years
1.	37	Elvin Hayes	1965-68
2.	43	Don Boldebeck	1954-56
t3.	47	Louis Dunbar	1972-75
		Ollie Taylor	1968-70
5.	45	Aubrey Coleman	2008-10
6.	50	Rob Williams	1979-82
7.	51	Gee Gervin	1998-00
t8.	52	Robert McKiver	2006-08
		Otis Birdsong	1973-77
10.	53	Dwight Davis	1969-72
11.	54	Tim Moore	1993-96
t12.	55	Rob Gray	2015-18
		Gary Phillips	1958-61
t14.	59	Byron Smith	1989-91
		Richard Hollis	1987-89
16.	62	Ted Luckenbill	1958-61
17.	64	Damyean Dotson	2015-17
18.	65	Andre Owens	2002-05
19.	68	Craig Upchurch	1987-92
20.	69	Corey Davis Jr.	2017-19
t21.	70	TaShawn Thomas	2011-14
		Kelvin Lewis	2007-10
23.	71	Clyde Drexler	1980-83
t24.	73	Joe Hamood	1963-66
		Lyle Harger	1960-63
t26.	75	George Williams	1999-02
		Kenny Younger	1997-00
		Donnie Schverak	1960-64
29.	76	Steve Newsome	1970-73
30.	* 77	Lloyd Hendrix	1947-51
31.	78	Damon Jones	1994-97
32.	79	Michael Young	1980-84
33.	80	Marcus Sasser	2019 –
t34.	81	Hakeem Olajuwon	1981-84
		Don Chaney	1965-68
36.	83	Rickie Winslow	1983-87
37.	85	Lanny Smith	2003-08
t38.	87	Galen Robinson	1994-98
		Greg Anderson	1983-87
t40.	89	Alvin Franklin	1982-86
		Ken Spain	1966-69
42.	92	Jherrod Stiggers	2013-15
43.	94	Charles Thompson	1974-78
44.	95	Kenneth Williams	1976-80
45.	98	Larry Micheaux	1979-83
46.	99	Cecil Rose	1974-78
47.	100	David Marrs	1972-76
48.	116	Derrick Daniels	1988-92
49.	123	George Walker	1975-79
50.	132	Fabian White Jr.	2017-22

* – Game-by-game records from 1947-55 are incomplete.
Hendrix' game total is estimated based on scoring average from the 1950-51 season. Exact number is unknown.

WELCOME to the HOUSTON COUGARS, JACE ABARCA



- On Oct. 4, the Cougars added their final member of the 2022-23 team with the signing of 10-year-old **Jace Abarca** in a special ceremony inside the Guy V. Lewis Development Facility.

- Sitting beside his parents, Yaneth and James, and with his two brothers, Jace signed his Cougars Letter of Intent in front of his new teammates, coaches and the University of Houston band and cheer members and media members.

- As part of his signing, Jace will serve as the Head Ball Kid at all Houston home Men’s Basketball games inside the Fertitta Center during the 20-22-23 season.

- Jace joined the Cougars as part of a partnership with Team IMPACT. He lives with lupus and kidney disorders. Lupus is an inflammatory disease in which the body’s immune systems attacks its own tissues and organs.

- Jace loves to read and play video games, like Roblox and Fortnite. He also enjoys science, engineering and geography. Jace is a big fan of the TV show Chicago Med and loves to talk about medical things.

- Nine-year-old **Nicholas Hickey** was Houston Men’s Basketball’s first Team IMPACT signee in October 2017. Nicholas battled epilepsy, apraxia of speech and autism.



HOUSTON ATHLETICS & TEAM IMPACT

2022	Jace Abarca Emilia Bella	Men’s Basketball Swimming and Diving Soccer
2021	Vinny Robins	Football
2017	Nicholas Hickey Zamya Sumling	Men’s Basketball Volleyball
2014	Maycie Gonzalez	Track & Field

- Houston Athletics has worked with Team IMPACT for the past 2+ years, matching children across its Men’s Basketball, Football, Soccer and Swimming and Diving programs.



FERTITTA CENTER

The University of Houston Men's and Women's Basketball programs began play in a new game arena during the 2018-19 season when the Fertitta Center officially opened with a 65-61 win over No. 18/21 Oregon on Dec. 1, 2018, in front of a sellout crowd of 7,039.

With the completion of the 2016-17 season, Hofheinz Pavilion underwent a \$60 million renovation. The renovation was made possible through a generous \$20 million donation from University of System Board of Regents Chairman Tilman J. Fertitta and his family in late August 2016.

The facility features a premium club area and a courtside club. The reconfigured bowl moved mid-court seating locations closer to game action with floor-level seating opposite the team benches for UH students. Renovations included a new audio system, sports lighting and video boards as well as new concession stands and expanded restrooms. The facility's exterior also was refreshed.

Prominent to the center's exterior, the renovation will preserve the legacy of the Hofheinz family and its contributions to both UH and the city of Houston.

QUICK FACTS

Name:	Fertitta Center
Location:	3422 Cullen Blvd. Corner of Cullen Boulevard and Holman Street on the UH campus
Capacity:	7,035
All-Time Record:	76-6 (.927)
All-Time Attendance:	496,359 (6,056 avg.)
First Game:	vs. #18/21 Oregon (Dec. 1, 2018)
First Win:	W, 65-61, vs. #18/21 Oregon (Dec. 1, 2018)
Current Streak:	5 wins (Jan. 28, 2023 – present)
Long Winning Streak:	37 games (Dec. 19, 2019 – Feb. 12, 2022)
Long Losing Streak:	1 (Jan. 22, 2023; Dec. 10, 2022; Feb. 12, 2022; Dec. 15, 2019; Nov. 15, 2019; March 2, 2019)
Renovation Cost:	\$60 million
Historic Donation:	\$20 million from UH System Board of Regents Chairman Tilman J. Fertitta and his family
Arena Amenities	Premium club area and courtside club Reconfigured bowl with mid-court seating closer to game action Floor-level seating opposite team benches for UH students New audio system, sports lighting and video boards New concession stands and expanded restrooms
Architects:	PGAL and AECOM
Project Manager:	Turner Construction

In December 2019, a statue of former Harris County Judge Roy Hofheinz was dedicated with members of his family outside the Fertitta Center Club lower entrance off Holman Street. Fans can learn more about Hofheinz and his contributions to the University, city and state at the Roy Hofheinz Wall, located on the concourse near Section 107.

The University of Houston will request that city officials rename a portion of Holman Street in front of the arena after the Hofheinz family. In addition, Roy Hofheinz's records will be permanently archived and publicly accessible as a special collection in the UH library, and the Alumni Center will house an area describing the lives and public service of Roy and Irene Hofheinz.

"This gift is personal. It represents a commitment from my family and me to support the University of Houston in its quest to strengthen our nationally competitive institution both in academics and athletics," Fertitta said. "Upgrading our athletics facilities shows we are serious about competing at the highest levels of collegiate sports for many years to come. I'm proud of where the University of Houston is today and I'm proud to make this investment in my university's future."





GUY V. LEWIS DEVELOPMENT FACILITY

Home of Houston Basketball

“I am proud and grateful that our administration recognized how important the Guy V. Lewis Development Facility is. We now have a place where our players can practice, work out, shoot, develop chemistry and improve their work ethics 24 hours a day, 365 days a year, with this facility. This is a game-changer.”

Head Coach Kelvin Sampson

The University of Houston Men’s Basketball program moved into its new home during the 2015-16 season following completion of construction of the Guy V. Lewis Development Facility.

The near-53,000-square-foot facility provides the environment that University of Houston Men’s and Women’s Basketball student-athletes need to excel throughout the season in all areas.

Named after 592-game winner and Hall of Fame Head Coach Guy V. Lewis, the Development Facility is located adjacent to Hofheinz Pavilion at the corner of Cullen Boulevard and Holman Street on the UH campus.

Construction on the \$25-million facility began in September 2014. Austin Commercial served as the construction manager for the project, which was designed by DLR Group and Page.

QUICK FACTS

Location:	Corner of Cullen Boulevard and Holman Street on UH campus
Construction Cost:	\$25 million
Size:	52,923 square feet
Dedicated:	April 3, 2016
Levels:	3
Level 1:	Dedicated practice courts for Men’s and Women’s Basketball programs with sports performance and sports medicine areas shared by both teams
Level 2:	Team areas, including locker room and academic/film rooms
Level 3:	Office space for Men’s and Women’s Basketball coaching/support staffs
Architects:	DLR Group and Page
Construction Manager:	Austin Commercial

The building was officially dedicated during NCAA Final Four Weekend in Houston on April 3, 2016, with Cougar and CBS Sports broadcasting great Jim Nantz serving as master of ceremonies

The first level houses a dedicated practice court for each team as well as sports performance and sports medicine areas, which are shared by both programs.

The second level features the teams’ areas, which include locker room and academic/film theaters. The team rooms contain spacious, modern lockers, multiple video screens for television and video games and comfortable furniture.


The third level holds office space for both Men’s and Women’s Basketball coaching and support staffs.



THE UNIVERSITY OF HOUSTON



TIER ONE UNIVERSITY • RANKED ONE OF THE BEST COLLEGES IN THE U.S.



- Founded in 1927, the University of Houston empowers learning, discovery, leadership and engagement among 45,000+ students in one of the country's most diverse universities. UH alumni total more than 276,000 across time and more than 50 percent live in Houston and the Gulf Coast region.

- UH features world-renowned faculty within 15 academic colleges. We offer more than 300 undergraduate and graduate academic programs and award more than 9,000 degrees annually. The University also fulfills the needs of students beyond Houston by offering degree programs at the University of Houston at Sugar Land and University of Houston at Katy.

- UH is located in Houston, Texas, the nation's fourth-largest city, the energy capital of the world and home to the world's largest medical center. Our students regularly test their skills through internships with national and international companies based here, and our faculty routinely partner with businesses and government agencies through research.

- UH has the nation's only space architecture graduate program and the only Spanish-language creative writing program; it also has the first subsea engineering program in the U.S. UH's undergraduate entrepreneurship program consistently ranks among the top in the nation, and intellectual property and health law are among the top 10 law programs.

- Our nationally-ranked programs drive students to discover the multitude of academic resources that are available on-campus and online while our student-run organizations and athletics have something for everyone and connect students in authentic Coog culture. With more than 500 student organizations and 6,000 students living on campus in residence halls, apartments and townhouses, life at UH is active and lively.

- University of Houston faculty are renowned scholars with real-world experience who work closely with each student. The faculty includes 15 members of the National Academy of Engineering, four National Academy of Science members and a Nobel Laureate. From the Tony Award to the Nobel Peace Prize and back to the classroom, UH faculty makes things happen on campus and around the world.

- UH leads five nationally funded centers, comprising numerous collaborations with partner institutions and industry. Sponsored by nearly \$20 million in funding, these centers pioneer groundbreaking research in the areas of energy, materials, psychology, laser mapping and homeland security.

- UH is a home for big ideas. In 2017, UH ranked #1 in the nation among all public universities without medical schools in royalties from technology transfers. With more than \$22 million a year in royalties, UH has seen a 400 percent increase in patent income since 2010.

- The UH Technology Bridge boasts more than 30,000 square feet of incubator space and nearly 200,000 square feet of built-up space ideally suited for large laboratories, pilot scale facilities and light manufacturing. UH's innovation ecosystem allows entrepreneurial faculty, students and alumni to bring new discoveries into the market place or to establish partnerships to launch new companies.

uh.edu

RADIO/TV ROSTER



MARCUS SASSER
G • 6-2 • 195 • Sr.-3L
Red Oak, Texas

 m.sasser0  m_sasser0



JAMAL SHEAD
G • 6-1 • 195 • Jr.-2L
Manor, Texas

 j.uno1  Thejshead



CEDRIC LATH
C • 6-9 • 265 • Fr.-HS
Abidjan, Ivory Coast

 ced_lath  AguyCedric



RAMON WALKER Jr.
G • 6-4 • 210 • Fr.-HS
Pearland, Texas

 ramonwalkerjr  ramonwalker04



DARIUS BOWSER
C • 6-9 • 250 • c-Gr.-TR
Gaffney, S.C.

 dariusbowser



Ja'VIER FRANCIS
F • 6-8 • 235 • So.-1L
New Orleans, La.

 lahjay11  theJayFrancis10



TRAMON MARK
G • 6-5 • 195 • r-So.-2L
Dickinson, Texas

 yoootraaa  RealBuckets11



J'WAN ROBERTS
F • 6-7 • 230 • r-Jr.-2L
St. Thomas, U.S. Virgin Islands

 jwann_13  JwanRoberts13



RYAN ELVIN
G • 6-1 • 170 • Jr.-SQ
Round Rock, Texas

  ryanelvin12



EMANUEL SHARP
G • 6-3 • 205 • r-Fr.-RS
Tampa, Fla.

  emanuelsharp_



TERRANCE ARCENEAUX
G • 6-5 • 190 • Fr.-HS
Beaumont, Texas

 tarceneaux23  TArceneaux21



MYLIK WILSON
G • 6-2 • 175 • Sr.-TR
Rayville, La.

 m.w.13  mylikw



JARACE WALKER
F • 6-8 • 240 • Fr.-TR
New Freedom, Pa.

 jaracewalker  JaraceW



REGGIE CHANEY
F • 6-8 • 230 • c-Sr.-2L
Tulsa, Okla.

 reggie_chaney  _reggiechaney



KELVIN SAMPSON
Head Coach
9th Season at Houston
34th Season Overall
 CoachSampsonUH



KELLEN SAMPSON
Assistant Coach
9th Season at Houston
13th Season Overall
 kellenmsampson



QUANNAS WHITE
Assistant Coach
6th Season at Houston
9th Season Overall
 quannaswhite



HOLLIS PRICE
Assistant Coach
1st Season (as Coach) at Houston
1st Season Overall
 HollisHp



KELVIN SAMPSON

Head Coach

Ninth Season at Houston • 34th Season Overall

232-73 Record at Houston • 732-343 Career Record

UNC Pembroke '78; Michigan State '80

 CoachSampsonUH



• Ninth Men's Basketball head coach in University of Houston history

• Previously served as head coach at Indiana (2006-08); Oklahoma (1994-06); Washington State (1987-94) and Montana Tech (1981-85)

• 732-343 (.681) career record in 33 seasons; 232-73 (.761) record in 7+ seasons at Houston

• 33rd coach (with 10+ years in NCAA Division I) to record 700 wins in career

• One of 16 coaches in NCAA history to lead 2+ different schools to NCAA Final Fours (1 – Oklahoma • 1 – Houston)

• One of 10 coaches in NCAA history to lead 3+ different schools to NCAA Tournament wins (11 – Oklahoma • 1 – Indiana • 3 – Houston)

• One of 15 coaches in NCAA history to lead 4+ different schools to the NCAA Tournament (1 – Washington State • 11 – Oklahoma • 1 – Indiana • 2 – Houston)

• Veteran of 25 postseason tournaments (18 NCAA, 4 NIT, 3 NAIA District 12 playoffs) includes 2 NCAA Final Four (2021, 2002) • 2 Elite Eight (2022, 2003) • 3 Sweet 16 (2023, 2019, 1999) • 3 Second Round (2018, 2007, 2005) • 2 NIT Second Round (2004, 1992)

• Second-winningest coach in Houston history (232)... Ranks as Houston's career leader in winning percentage (.761)

• Only coach in Houston history to lead Cougars to five, six, seven and eight consecutive 20-win seasons

• Seven conference regular-season championships (2022-23 The American • 2021-22 The American • 2019-20 The American • 2018-19 The American • 2004-05 Big 12 • 1984-85 Frontier • 1983-84 Frontier)

• Eight conference tournament championships (2022, 2021 The American • 2003, 2002, 2001 Big 12 1985, 1984, 1983 Frontier)

• Six National Coach of the Year awards (2022 CBS Sports • 2022 Ben Jobe • 2021 John McLendon Award • 2019 Clarence "Big House" Gaines • 2002 NABC • 1995 Associated Press)

• Seven District Coach of the Year awards (2023 USBWA District VII, 2023, 2022 NABC District 24 • 2019, 2018 NABC District 25 1992, 1991 Kodak District 14)

• Eight Conference Coach of the Year awards from four leagues (2023, 2022, 2019, 2018 The American • 1995 Big Eight 1991 PAC-10 • 1985, 1983 Frontier)

• One Texas College Coach of the Year award (2022 [Dave Campbell's Texas Basketball])

• Worked for six years in the NBA coaching ranks (2011-14 • Houston Rockets 2008-11 • Milwaukee Bucks)

• He and his wife, Karen, have a daughter, Lauren, who is the Cougars' director of operations; a son, Kellen, who is an assistant coach at Houston; a granddaughter, Maisy Jade; and a grandson, Kylan Ned (children of Tonya and Kellen Sampson)

KELVIN SAMPSON'S YEAR-BY-YEAR RECORD

Year	Overall		Conference		Conf. Finish	Tourn	Notes	Postseason
	Record	Pct.	Record	Pct.				
Montana Tech (73-45 • 31-29 Frontier Conference • 3 NAIA District 12 [2-3])								
<i>Served as acting head coach on Jan. 1, 1981 • Totals not included above and below</i>								
1980-81	2-14	.125	2-11	.154				
<i>Became permanent head coach on March 14, 1981</i>								
1981-82	7-20	.259	0-15	.000				
1982-83	22-9	.710	9-6	.600			Frontier Conference Tournament Champions Frontier Conference Coach of the Year	NAIA District 12 Playoffs (1-1)
1983-84	22-9	.710	10-5	.667	1st		Frontier Conference Champions Frontier Conference Tournament Champions	NAIA District 12 Playoffs (1-1)
1984-85	22-7	.759	12-3	.800	1st		Frontier Conference Champions Frontier Conference Tournament Champions Frontier Conference Coach of the Year	NAIA District 12 Playoffs (0-1)
Washington State (103-103 • 48-78 Pac-10 • 1 NCAA [0-1] • 1 NIT [1-1])								
1987-88	13-16	.448	7-11	.389	6th	1-1		
1988-89	10-19	.345	4-14	.222	8th	1-1		
1989-90	7-22	.241	1-17	.056	10th	0-1		
1990-91	16-12	.571	8-10	.444	6th		PAC-10 Coach of the Year Kodak District 14 Coach of the Year	
1991-92	22-11	.667	9-9	.500	t-5th		Kodak District 14 Coach of the Year	NIT Second Round (1-1)
1992-93	15-12	.556	9-9	.500	t-5th			
1993-94	20-11	.645	10-8	.556	t-4th			NCAA First Round (0-1)
Oklahoma (281-107 • 129-59 Big Eight/Big 12 • 11 NCAA [11-11] • 1 NIT [1-1])								
1994-95	23-9	.719	9-5	.643	3rd	1-1	AP National Coach of the Year Big Eight Coach of the Year	NCAA First Round (0-1)
1995-96	18-12	.600	8-6	.571	3rd	2-1		NCAA First Round (0-1)
1996-97	20-10	.667	10-6	.625	5th	2-1		NCAA First Round (0-1)
1997-98	22-11	.667	11-5	.688	t-2nd	0-1		NCAA First Round (0-1)
1998-99	22-11	.667	11-5	.688	t-2nd	2-1		NCAA Sweet 16 (2-1)
1999-00	27-7	.794	12-4	.750	t-3rd	2-1		NCAA Second Round (0-1)
2000-01	26-7	.788	12-4	.750	t-2nd	3-0	Big 12 Tournament Champions	NCAA First Round (0-1)
2001-02	31-5	.861	13-3	.813	2nd	3-0	Big 12 Tournament Champions NABC National Coach of the Year	NCAA Final Four (4-1)
2002-03	27-7	.794	12-4	.750	3rd	3-0	Big 12 Tournament Champions	NCAA Elite Eight (3-1)
2003-04	20-11	.645	8-8	.500	7th	1-1		NIT Second Round (1-1)
2004-05	25-8	.758	12-4	.750	t-1st	1-1	Big 12 Champions	NCAA Second Round (1-1)
2005-06	20-9	.690	11-5	.688	3rd	0-1		NCAA First Round (0-1)
Indiana (43-15 • 21-8 Big Ten • 1 NCAA [1-1])								
2006-07	21-11	.656	10-6	.625	3rd	0-1		NCAA Second Round (1-1)
2007-08	22-4	.846	11-2	.846				
Houston (232-73 • 117-44 The American • 5 NCAA [12-4] • 2 NIT [0-2])								
2014-15	13-19	.406	4-14	.222	10th	1-1		NIT First Round (0-1)
2015-16	22-10	.688	12-6	.667	t-3rd	0-1		NIT First Round (0-1)
2016-17	21-11	.656	12-6	.667	3rd	0-1		NCAA Second Round (1-1)
2017-18	27-8	.771	14-4	.778	t-2nd	2-1	The American Coach of the Year NABC District 25 Coach of the Year	
2018-19	33-4	.892	16-2	.889	1st	2-1	The American Champions Clarence "Big House" Gaines National Coach of the Year The American Coach of the Year NABC District 25 Coach of the Year	NCAA Sweet 16 (2-1)
2019-20	23-8	.742	13-5	.722	t-1st	COVID-19	The American Champions Coach of the Year (Houston Sports Awards)	No Tournament – COVID
2020-21	28-4	.875	14-3	.824	2nd	3-0	The American Tournament Champions Coach of the Year (Houston Sports Awards) John McLendon Award	NCAA Final Four (4-1)
2021-22	32-6	.842	15-3	.833	1st	3-0	The American Champions The American Tournament Champions CBS Sports National Coach of the Year Ben Jobe Award The American Coach of the Year NABC District 24 Coach of the Year Texas Coach of the Year (Dave Campbell's Texas Basketball)	NCAA Elite Eight (3-1)
2022-23	33-3	.917	17-1	.944	1st		The American Champions	NCAA Tournament (2-0)
33+ yrs	732-343	.681	346-218	.613	7 – 1st	33-19	7 Conference Championships 8 Conference Tournament titles 5 National Coach of the Year awards 7 Conference Coach of the Year awards 7 District Coach of the Year awards 2 Houston Sports Awards Coach of the Year	18 NCAAAs (23-17) 4 NITs (2-4) 3 NAIA District 12 (2-3)
	30-win seasons				13 – Top 2			
	26 20-win seasons				21 – Top 3			
	20 20-win seasons in last 21 yrs.							

NCAA WINNINGEST COACHES (10+ years at NCAA Division I level)

Red Bold indicates coaches with **Houston** ties • **Bold** indicates active coaches • through games of March 19, 2023

Rk.	Coach	Wins	Losses	Pct.	School (Years)
1.	Mike Krzyzewski	1,201	367	.766	Duke (1980-22); Army West Point (1975-80)
2.	Jim Boeheim	1,015	441	.697	Syracuse (1976 – present)
3.	Bob Huggins	935	414	.693	West Virginia (2007 – present); Kansas State (2006-07); Cincinnati (1989-05); Akron (1984-89); Walsh (1980-83)
4.	Jim Calhoun	920	397	.699	St. Joseph's (Conn.) (2018-21); UConn (1986-2012); Northeastern (1972-86)
5.	Roy Williams	903	264	.774	North Carolina (2003-22); Kansas (1988-03)
6.	Bob Knight	902	371	.709	Texas Tech (2001-08); Indiana (1972-00); Army West Point (1965-72)
7.	Dean Smith	879	254	.776	North Carolina (1961-97)
8.	Adolph Rupp	876	190	.822	Kentucky (1930-72)
9.	Jim Phelan	830	524	.613	Mount St. Mary's (1954-2003)
10.	Cliff Ellis	828	560	.597	Coastal Carolina (2007 – present); Auburn (1994-04); Clemson (1984-94); South Alabama (1975-84)
11.	Rollie Massimino	816	462	.638	Keiser (2006-17); Cleveland State (1996-03); UNLV (1992-94); Villanova (1973-92); Stony Brook (1969-71)
12.	Eddie Sutton	806	326	.712	San Francisco (2007-08); Oklahoma State (1990-06); Kentucky (1985-89); Arkansas (1974-85); Creighton (1969-74)
13.	Rick Byrd	805	403	.666	Belmont (1986-21); Lincoln Memorial (1983-86); Maryville (Tenn.) (1978-80)
14.	Bill Self	791	237	.769	Kansas (2003– present); Illinois (2000-03); Tulsa (1997-00); Oral Roberts (1993-97)
15.	John Calipari	790	251	.759	Kentucky (2009 – present); Memphis (2000-09); UMass (1988-96)
16.	Lefty Driesell	786	394	.666	Maryland (1969-86); James Madison (1988-97); Georgia State (1997-03); Davidson (1960-69)
17.	Lute Olson	781	279	.737	Arizona (1983-07); Iowa (1974-83); Long Beach State (1973-74)
18.	Lou Henson	779	412	.654	New Mexico State (1997-2005); Illinois (1975-96); New Mexico State (1966-75); Hardin-Simmons (1962-66)
19.	Rick Barnes	779	405	.658	Tennessee (2015 – present); Texas (1998-15); Clemson (1994-98); Providence (1988-94); George Mason (1987-88)
20.	Bo Ryan	762	241	.760	Wisconsin (2001-16); Milwaukee (1999-01); Wisconsin-Platteville (1984-99)
21.	Ed Diddle	759	302	.715	Western Kentucky (1922-64)
22.	Henry Iba	755	340	.689	Oklahoma State (1934-70); Colorado (1933-34); Northwest Missouri State (1929-33)
23.	John Beilein	754	425	.640	Michigan (2007-19); West Virginia (2002-07); Richmond (1997-02); Canisius (1992-97); Le Moyne (1983-92); Nazareth (1982-83)
24.	Phog Allen	746	264	.739	Kansas (1907-56); Central Missouri (1912-19); Haskell (1908-09); Baker (1905-08)
25.	John Chaney	741	312	.704	Temple (1982-06)
26.	Kelvin Sampson	732	343	.681	Houston (2014 – present); Indiana (2006-08); Oklahoma (1994-06); Washington State (1987-94); Montana Tech (1981-85)
27.	Dana Altman	731	382	.657	Oregon (2010 – present); Creighton (1994-10); Kansas State (1990-94); Marshall (1989-90)
t28.	Jerry Tarkanian	729	201	.784	Fresno State (1995-02); UNLV (1973-92); Long Beach State (1968-73)
t28.	Norm Stewart	729	373	.662	Missouri (1967-99); Northern Iowa (1961-67)
30.	Ray Meyer	724	354	.672	DePaul (1942-84)
t31.	Jim Larranaga	723	482	.600	Miami (Fla.) (2011 – present); George Mason (1997-11); Bowling Green (1986-97); American International (1977-79)
t31.	Jerry Slocum	723	556	.565	Youngtown State (2005-17); Gannon (1996-05); Geneva (1987-96); Nyack (1975-87)
33.	Don Haskins	719	353	.671	UTEP (1961-99)
34.	Rick Pitino	711	290	.710	St. John's (2023 – present); Iona (2020-23) Louisville (2001-17); Kentucky (1989-97); Providence (1985-87); Boston University (1978-83); Hawai'i (1975-76)
35.	Larry Hunter	702	453	.608	Western Carolina (2005-18); Ohio (1989-2001); Wittenberg (1976-89)
36.	Mark Few	688	134	.837	Gonzaga (2000 – present)
37.	Tom Izzo	687	279	.711	Michigan State (1996 – present)
38.	Mike Montgomery	677	317	.681	California (2008-14); Stanford (1986-04); Montana (1978-86)
t39.	Greg Kampe	675	525	.563	Oakland (1984 – present)
t39.	Denny Crum	675	295	.696	Louisville (1971-01)
41.	Lon Kruger	674	432	.609	Oklahoma (2011-21); UNLV (2004-11); Illinois (1996-00); Florida (1990-96); Kansas State (1986-90); UTRGV (1982-86)
42.	Gary Williams	668	380	.637	Maryland (1989-11); Ohio State (1986-89); Boston College (1982-86); American (1978-82)
43.	John Wooden	664	162	.804	UCLA (1948-75); Indiana State (1946-48)
t44.	Steve Alford	657	349	.653	Nevada (2019 – present); UCLA (2014-19); New Mexico (2008-13); Iowa (2000-07); Missouri State (1996-99); Manchester (1992-95)
t44.	Ralph Miller	657	382	.632	Oregon State (1970-89); Iowa (1964-70); Wichita State (1951-64)
46.	Tom Penders	649	437	.598	Houston (2004-10); George Washington (1998-2001); Texas (1988-98); Rhode Island (1986-88); Fordham (1978-86); Columbia (1974-78); Tufts (1971-74)
47.	Gene Bartow	647	353	.647	UAB (1978-96); UCLA (1975-77); Illinois (1974-75); Memphis (1970-74); Valparaiso (1964-70); Central Missouri (1961-64)
48.	Tubby Smith	642	370	.634	High Point (2018-19 – present); Memphis (2016-18); Texas Tech (2013-16); Minnesota (2007-13); Kentucky (1997-2007); Georgia (1995-97); Tulsa (1991-95)
t49.	Jay Wright	641	281	.695	Villanova (2002-22); Hofstra (1995-01)
t49.	Billy Tubbs	641	340	.653	Lamar (2003-06); TCU (1994-02); Oklahoma (1980-94); Lamar (1976-80); Southwestern (Texas) (1971-73)
51.	Homer Drew	640	427	.600	Valparaiso (1988-11); Indiana-South Bend (1987-88); Bethel (Ind.) (1976-87);
52.	Marv Harshman	637	444	.589	Washington State (1958-71); Washington (1971-85); Pacific Lutheran (1945-58)
t53.	Bruce Pearl	634	256	.712	Auburn (2015 – present); Tennessee (2006-11); Milwaukee (2002-05); Southern Indiana (1993-01)
t53.	Bob McKillop	634	383	.623	Davidson (1990-22)
55.	Hugh Durham	633	429	.596	Jacksonville (1997-05); Georgia (1978-95); Florida State (1966-78)
56.	Norm Sloan	624	393	.614	NC State (1966-80); Florida (1960-89); The Citadel (1956-60); Presbyterian (1951-55)
57.	Stew Morrill	620	294	.678	Utah State (1998-15); Colorado State (1991-98); Montana (1986-91)
58.	Ben Braun	615	517	.543	Rice (2008-14); California (1996-08); Eastern Michigan (1985-96); Siena Heights (1977-85)
59.	Slats Gill	599	393	.604	Oregon State (1928-64)
60.	Tom Davis	598	355	.627	Drake (2003-07); Iowa (1986-99); Stanford (1982-86); Boston College (1977-82); Lafayette (1971-77)
61.	Abe Lemons	597	344	.634	Texas (1976-82); UTRGV (1973-76); Oklahoma City (1955-73)
62.	John Thompson	596	239	.714	Georgetown (1972-99)
63.	Guy V. Lewis	592	279	.680	Houston (1956-86)
t64.	Tony Shaver	584	389	.600	William & Mary (2004-19); Hampden-Sydney (1987-03)
	Danny Kaspar	584	302	.659	Texas State (2014-20); Stephen F. Austin (2001-13); UIW (1992-00)



2018-19
American Athletic Conference
Regular Season



2020-21
American Athletic Conference
Tournament



2021
NCAA Tournament
Final Four
Midwest Regional
Championship



2021-22
American Athletic Conference
Regular Season



2021-22
American Athletic Conference
Tournament



2022-23
American Athletic Conference
Regular Season

COACHES who LED THREE SCHOOLS to NCAA FINAL FOUR (2)

Coach	1st School	2nd School	3rd School
Rick Pitino	Providence	Kentucky	Louisville
John Calipari	UMass	Memphis	Kentucky

COACHES who LED TWO SCHOOLS to NCAA FINAL FOUR (14)

Coach	1st School	2nd School
Kelvin Sampson	Oklahoma	Houston
Forddy Anderson	Bradley	Michigan State
Gene Bartow	Memphis	UCLA
Larry Brown	UCLA	Kansas
Hugh Durham	Florida State	Georgia
Jack Gardner	Kansas State	Utah
Lou Henson	New Mexico State	Illinois
Bob Huggins	Cincinnati	West Virginia
Lon Kruger	Florida	Oklahoma
Frank McGuire	St. John's	North Carolina
Lute Olson	Iowa	Arizona
Lee Rose	Charlotte	Purdue
Eddie Sutton	Arkansas	Oklahoma State
Roy Williams	Kansas	North Carolina

COACHES who LED FIVE SCHOOLS to NCAA TOURNAMENT WINS (1)

Coach	1st School	2nd School	3rd School	4th School	5th School
Lon Kruger	Kansas State	Florida	Illinois	UNLV	Oklahoma

COACHES who LED FOUR SCHOOLS to NCAA TOURNAMENT WINS (3)

Coach	1st School	2nd School	3rd School	4th School
Steve Alford	Missouri State	Iowa	New Mexico	UCLA
Eddie Sutton	Creighton	Arkansas	Kentucky	Oklahoma State
Tubby Smith	Tulsa	Georgia	Kentucky	Minnesota

COACHES who LED THREE SCHOOLS to NCAA TOURNAMENT WINS (6)

Coach	1st School	2nd School	3rd School
Kelvin Sampson	Oklahoma	Indiana	Houston
Rick Barnes	Clemson	Texas	Tennessee
John Beilein	Richmond	West Virginia	Michigan
Lefty Driesell	Davidson	Maryland	Georgia State
Jim Harrick	Pepperdine	UCLA	Rhode Island
Rick Pitino	Providence	Kentucky	Louisville



YEARS BETWEEN FINAL FOUR APPEARANCES

Italics indicate first two Final Fours of respective head coach's career

Rk.	Yrs.	Coach	Year – School	Years – School
1.	36	Ray Meyer	1943 – DePaul	1979 – DePaul
2.	22	Lon Kruger	1994 – Florida	2016 – Oklahoma
t3.	19	Kelvin Sampson	2002 – Oklahoma	2021 – Houston
		Lou Henson	1980 – New Mexico State	1989 – Illinois
5.	18	Bob Huggins	1992 – Cincinnati	2010 – West Virginia
6.	17	Eddie Sutton	1978 – Arkansas	1995 – Oklahoma State
t7.	14	Guy V. Lewis	1968 – Houston	1982 – Houston
		Slats Gill	1949 – Oregon State	1963 – Oregon State
9.	13	Branch McCracken	1940 – Indiana	1953 – Indiana
t10.	12	John Calipari	1996 – UMass	2008 – Memphis
		Phog Allen	1940 – Kansas	1952 – Kansas
11.	11	Hugh Durham	1972 – Florida State	1983 – Georgia
t12.	10	Jim Boeheim	2003 – Syracuse	2013 – Syracuse
		Jerry Tarkanian	1977 – UNLV	1987 – UNLV
		Jack Gardner	1951 – Kansas State	1961 – Utah
t15.	9	Eddie Sutton	1995 – Oklahoma State	2004 – Oklahoma State
		Roy Williams	1993 – Kansas	2002 – Kansas
		Jim Boeheim	1987 – Syracuse	1996 – Syracuse
		Dean Smith	1982 – North Carolina	1991 – North Carolina
t19.	8	Rick Pitino	1997 – Kentucky	2005 – Louisville
		Lute Olson	1980 – Iowa	1988 – Arizona
		Adolph Rupp	1958 – Kentucky	1966 – Kentucky
		Bruce Drake	1938 – Oklahoma	1947 – Oklahoma

COACHES who LED FIVE SCHOOLS to NCAA TOURNAMENT (3)

Coach	1st School	2nd School	3rd School	4th School	5th School
Lon Kruger	Kansas State	Florida	Illinois	UNLV	Oklahoma
Rick Pitino	Boston Univ.	Providence	Kentucky	Louisville	Iona
Tubby Smith	Tulsa	Georgia	Kentucky	Minnesota	Texas Tech

COACHES who LED FOUR SCHOOLS to NCAA TOURNAMENT (12)

Coach	1st School	2nd School	3rd School	4th School
Kelvin Sampson	Washington State	Oklahoma	Indiana	Houston
Steve Alford	Missouri State	Iowa	New Mexico	UCLA
Rick Barnes	Providence	Clemson	Texas	Tennessee
John Beilein	Canisius	Richmond	West Virginia	Michigan
Lefty Driesell	Davidson	Maryland	James Madison	Georgia State
Cliff Ellis	South Alabama	Clemson	Auburn	Coastal Carolina
Larry Eustachy	Utah State	Iowa State	Southern Miss	Colorado State
Jim Harrick	Pepperdine	UCLA	Rhode Island	Georgia
Ben Howland	Northern Arizona	Pittsburgh	UCLA	Mississippi State
Fran McCaffery	Lehigh	UNC Greensboro	Siena	Iowa
Tom Penders	Rhode Island	Texas	George Washington	Houston
Eddie Sutton	Creighton	Arkansas	Kentucky	Oklahoma State

MOST VICTORIES
among ACTIVE NCAA DIVISION I COACHES
through games of March 19, 2023

Rk.	Wins	Coach	School(s)	Years
1.	1,015	Jim Boeheim	Syracuse	1977 –
2.	935	Bob Huggins	Walsh, Akron, Cincinnati, Kansas State, West Virginia	1981 –
3.	828	Cliff Ellis	South Alabama, Clemson, Auburn, Coastal Carolina	1976 –
4.	791	Bill Self	Tulsa, Illinois, Kansas	1999 –
5.	790	John Calipari	UMass, Memphis, Kentucky	1989 –
6.	779	Rick Barnes	George Mason, Providence, Clemson, Texas, Tennessee	1988 –
7.	732	Kelvin Sampson	Montana Tech, Washington State, Oklahoma, Indiana, Houston	1982 –
8.	731	Dana Altman	Marshall, Kansas State, Creighton, Oregon	1990 –
9.	723	Jim Larranaga	American International, Bowling Green, George Mason, Miami (Fla.)	1978 –
10.	711	Rick Pitino	St. John's, Iona, Louisville, Kentucky, Providence, Boston, Hawai'i	1975 –
11.	687	Tom Izzo	Michigan State	1996 –
12.	688	Mark Few	Gonzaga	2000 –
13.	675	Greg Kampe	Oakland	1985 –
14.	657	Steve Alford	Manchester, Missouri State, Iowa New Mexico, UCLA, Nevada	1992 –
15.	635	Bruce Pearl	Southern Indiana, Auburn, Milwaukee, Tennessee	1993 –
16.	605	Leonard Hamilton	Oklahoma State, Miami (Fla.), Florida State	1987 –
17.	595	Fran Dunphy	Penn, Temple, La Salle	1990 –
18.	582	Mike Brey	Delaware, Notre Dame	1996 –
19.	579	Greg McDermott	Wayne State (Neb.), UNI, Iowa State, Creighton	1994 –
20.	559	Scott Nagy	South Dakota State, Wright State	1995 –
21.	557	Jeff Jones	Virginia, American, Old Dominion	1990 –

MOST NCAA DIVISION I 20-WIN SEASONS
among ACTIVE COACHES
through games of March 19, 2023

Rk.	No.	Coach	School(s)	Years
1.	* 34	Jim Boeheim	Syracuse	1977 –
2.	* 28	Bob Huggins	Walsh, Akron, Cincinnati, Kansas State, West Virginia	1981 –
3.	* 27	John Calipari	UMass, Memphis, Kentucky	1989 –
4.	* 26	Bill Self	Tulsa, Illinois, Kansas	1999 –
5.	* 25	Dana Altman	Marshall, Kansas State, Creighton, Oregon	1990 –
6.	* 24	Mark Few	Gonzaga	2000 –
t7.	* 23	Kelvin Sampson	Montana Tech, Washington State, Oklahoma, Indiana, Houston	1982 –
t7.	* 23	Rick Barnes	George Mason, Providence, Clemson, Texas, Tennessee	1988 –
t7.	* 23	Rick Pitino	Iona, Louisville, Kentucky, Providence, Boston, Hawai'i	1975 –
10.	* 22	Tom Izzo	Michigan State	1996 –
11.	* 19	Mike Brey	Delaware, Notre Dame	1996 –
12.	* 18	Fran Dunphy	Penn, Temple, La Salle	1990 –

* includes 2022-23 season



MOST GAMES
among ACTIVE NCAA DIVISION I COACHES
through games of March 19, 2023

Rk.	No.	Coach	School(s)	Years
1.	1,456	Jim Boeheim	Syracuse	1977 –
2.	1,388	Cliff Ellis	South Alabama, Clemson, Auburn, Coastal Carolina	1976 –
3.	1,350	Bob Huggins	Walsh, Akron, Cincinnati, Kansas State, West Virginia	1981 –
4.	1,205	Jim Larranaga	American International, Bowling Green, George Mason, Miami (Fla.)	1978 –
5.	1,200	Greg Kampe	Oakland	1985 –
6.	1,183	Rick Barnes	George Mason, Providence, Clemson, Tennessee	1988 –
7.	1,113	Dana Altman	Marshall, Kansas State, Creighton, Oregon	1990 –
8.	1,079	Leonard Hamilton	Oklahoma State, Miami (Fla.), Florida State	1987 –
9.	1,075	Kelvin Sampson	Montana Tech, Washington State, Oklahoma, Indiana, Houston	1982 –
10.	1,041	John Calapari	UMass, Memphis, Kentucky	1989 –
11.	1,028	Bill Self	Tulsa, Illinois, Kansas	1999 –
12.	1,009	Ron Cottrell	Houston Christian	1991 –
13.	1,006	Steve Alford	Manchester, Missouri State, Iowa New Mexico, UCLA, Nevada	1992 –
14.	1,001	Rick Pitino	Iona, Louisville, Kentucky, Providence, Boston, Hawai'i	1975 –
15.	969	Jeff Jones	Virginia, American, Old Dominion	1990 –

MOST YEARS
among ACTIVE NCAA DIVISION I COACHES
totals include 2022-23 season

Rk.	Years	Coach	School(s)	Years
1.	47	Jim Boeheim	Syracuse	1977 –
2.	45	Cliff Ellis	South Alabama, Clemson, Auburn, Coastal Carolina	1976 –
3.	41	Bob Huggins	Walsh, Akron, Cincinnati, Kansas State, West Virginia	1981 –
t4.	39	Jim Larranaga	American International, Bowling Green, George Mason, Miami (Fla.)	1978 –
t4.	39	Greg Kampe	Oakland	1985 –
t6.	36	Rick Barnes	George Mason, Providence, Clemson, Texas, Tennessee	1988 –
t6.	36	Rick Pitino	Hawai'i, Boston, Providence, Kentucky, Louisville, Iona	1975 –
8.	35	Leonard Hamilton	Oklahoma State, Miami (Fla.), Florida State	1987 –
t9.	34	Kelvin Sampson	Montana Tech, Washington State, Oklahoma, Indiana, Houston	1982 –
t9.	34	Dana Altman	Marshall, Kansas State, Creighton, Oregon	1990 –

MOST NCAA DIVISION I 30-WIN SEASONS
among ACTIVE COACHES
through games of March 19, 2023

Rk.	No.	Coach	School(s)	Years
1.	* 11	Bill Self	Oral Roberts, Tulsa, Illinois, Kansas	1994 –
2.	* 10	John Calipari	UMass, Memphis, Kentucky	1989 –
3.	* 7	Mark Few	Gonzaga	2000 –
4.	* 6	Jim Boeheim	Syracuse	1977 –
t5.	* 5	Tom Izzo	Michigan State	1996 –
t6.	* 4	Kelvin Sampson	Montana Tech, Washington State, Oklahoma, Indiana, Houston	1982 –
t6.	* 4	Tony Bennett	Washington State, Virginia	2006 –
8.	* 3	Rick Barnes	George Mason, Providence, Clemson, Texas, Tennessee	1988 –
t9.	* 2	Steve Alford	Manchester Missouri State, Iowa, New Mexico, UCLA, Nevada	1992 –
t9.	* 2	Dana Altman	Marshall, Kansas State, Creighton, Oregon,	1990 –
t9.	* 2	Chris Beard	McMurry, Angelo State, Texas Tech, Texas	2013 –
t9.	* 2	Jamie Dixon	Pittsburgh, TCU	2004 –
t9.	* 2	Bob Huggins	Akron, Cincinnati, Kansas State, West Virginia	1990 –
t9.	* 2	Ben Jacobson	UNI	2006 –
t9.	* 2	Bruce Pearl	Southern Indiana, Milwaukee, Tennessee, Auburn	1993 –



#23 TERRANCE ARCEAUX

Guard

6-5 • 190 • Freshman-HS

Beaumont, Texas (Beaumont United HS)

Undeclared Major

[tarceneaux23](#) [Tarceneaux21](#)

(11/26)... Scored seven points with three rebounds and blocked shot in home win over Norfolk State (11/29)... Grabbed six rebounds in home win over North Florida (12/6)... Finished with seven points, four rebounds and a pair of assists in win over McNeese (12/21)... Scored nine points on 4-of-5 shooting and grabbed three rebounds with two steals in road win at Tulsa (12/28)... Totaled 10 points with six rebounds, including four offensive boards, and an assist in home win over SMU (1/5)... Snared three offensive rebounds in home win over South Florida (1/11)... Returned from an ankle injury to post two points with a pair of steals in home win over Memphis (2/19)... Scored two points with three rebounds, including two offensive, and posted two assists with a pair of steals in Senior Night win over Wichita State (3/2). **The American Championship:** Scored four points and grabbed three rebounds, including two offensive boards, in Semifinal win over Cincinnati (3/11)... Made the first start of his career in Title Game vs. Memphis.. Finished with nine points and three offensive rebounds against the Tigers (3/12). **NCAA Tournament:** Grabbed four rebounds with a steal in First-Round win over (16) Northern Kentucky (3/16).

CAREER HIGHS

Points

15, at rv/rv Oregon (11/20/22)

Field Goals Made

6, at rv/rv Oregon (11/20/22)

Field Goal Attempts

11, at rv/rv Oregon (11/20/22)

3-Point Field Goals Made

3, at rv/rv Oregon (11/20/22)

3, vs. Oral Roberts (11/14/22)

3-Point Field Goal Attempts

6, vs. North Carolina A&T (12/13/22)

6, vs. Oral Roberts (11/14/22)

Free Throws Made

3, vs. Oral Roberts (11/14/22)

Free Throw Attempts

6, vs. Oral Roberts (11/14/22)

Rebounds

6, vs. North Florida (12/6/22)

6, vs. Kent State (11/26/22)

Offensive Rebounds

3, done four times; Most recently vs. Memphis (3/12/23)

Defensive Rebounds

5, vs. North Florida (12/6/22)

Assists

3, vs. North Carolina A&T (12/13/22)

Steals

3, at rv/rv Oregon (11/20/22)

Blocked Shots

1, at Cincinnati (1/8/23)

1, vs. Norfolk State (11/29/22)

1, vs. Oral Roberts (11/14/22)

Minutes Played

35:22, vs. Memphis (3/12/23)

HONORS

• American Athletic Conference All-Freshman Team

FRESHMAN (2022-23)

Made his collegiate debut in season opener against Northern Colorado.. Finished with seven points on 3-of-5 shooting from the field and grabbed four rebounds with a pair of steals... Scored 14 points with four 3-pointers and grabbed five rebounds with a block and steal in home win over Oral Roberts during first game of Cougar Classic (11/14)... Finished with six points, five rebounds and two blocked shots in win over Texas Southern in finale of Cougar Classic (11/16)... Scored eight straight first-half points and finished with 15 points, five rebounds and three steals in road win at rv/rv Oregon (11/20)... Snared six rebounds in win over Kent State

2022-23 GAME-BY-GAME STATISTICS (30-3 • 15-1 American)

Date	Opponent	GS	Min	FG-A	3FG-FGA	FT-FTA	OR-DR	Tot	PF	A	TO	Blk	Stl	Pts
11/7/22	NORTHERN COLORADO	16:56	3-5	1-3	0-0	2-2	4	0	0	1	0	2	7	
11/11/22	vs. Saint Joseph's	10:40	1-5	0-3	1-2	0-3	3	2	0	0	0	0	3	
11/14/22	ORAL ROBERTS	22:14	4-7	3-6	3-6	1-4	5	0	0	0	1	1	14	
11/16/22	TEXAS SOUTHERN	15:18	2-5	1-4	1-1	3-2	5	0	0	0	0	1	6	
11/20/22	at rv/rv Oregon	19:10	6-11	3-5	0-1	3-2	5	1	1	0	0	3	15	
11/26/22	KENT STATE	17:46	0-2	0-1	0-0	0-6	6	1	1	0	0	0	0	
11/29/22	NORFOLK STATE	23:43	3-8	1-4	0-0	0-3	3	2	0	1	1	1	7	
12/3/22	vs. -/rv Saint Mary's (Calif.)	12:58	1-2	0-0	0-0	1-3	4	1	0	1	0	0	2	
12/6/22	NORTH FLORIDA	22:10	1-6	0-2	0-0	1-5	6	0	1	1	0	1	2	
12/10/22	#8/10 ALABAMA	8:11	0-1	0-1	0-0	0-1	1	0	0	1	0	0	0	
12/13/22	NORTH CAROLINA A&T	17:52	1-6	1-6	0-0	1-1	2	4	3	4	0	2	3	
12/17/22	at #2/2 Virginia	DNP – Coach's Decision												
12/21/22	MCNEESE	17:08	3-6	1-3	0-0	1-3	4	1	2	1	0	0	7	
12/28/22	* at Tulsa	12:59	4-5	1-2	0-0	0-3	3	0	1	0	0	2	9	
12/31/22	* UCF	DNP – Coach's Decision												
1/5/23	* SMU	19:01	4-9	1-3	1-2	3-2	5	1	0	1	1	0	10	
1/8/23	* at Cincinnati	13:51	2-2	0-0	0-0	1-0	1	0	1	0	1	1	4	
1/11/23	* SOUTH FLORIDA	16:57	0-4	0-2	0-0	3-0	3	2	1	0	0	2	0	
1/17/23	* at Tulane	3:44	0-1	0-0	0-0	0-0	0	0	1	0	0	0	0	
1/22/23	* TEMPLE	3:27	0-1	0-0	0-0	0-0	0	1	0	0	0	0	0	
1/25/23	* at UCF	11:49	1-3	0-1	0-0	0-0	0	0	0	1	0	0	2	
1/28/23	* CINCINNATI	11:10	1-2	0-1	0-0	0-2	2	0	0	0	1	2	2	
2/2/23	* at Wichita State	11:21	1-3	1-3	0-0	0-0	0	1	0	0	0	0	3	
2/5/23	* at Temple	2:09	0-0	0-0	0-0	0-0	0	0	0	1	0	0	0	
2/8/23	* TULSA	16:14	2-5	1-3	0-0	1-1	2	2	2	1	0	0	5	
2/16/23	* at SMU	DNP – Injury												
2/19/23	* MEMPHIS	8:55	1-3	0-2	0-0	0-1	1	0	0	0	0	2	2	
2/22/23	* TULANE	11:51	0-2	0-2	0-0	0-2	2	1	2	0	0	0	0	
2/25/23	* at East Carolina	11:09	0-1	0-1	0-0	0-2	2	3	0	0	0	0	0	
3/2/23	* WICHITA STATE	14:43	1-3	0-0	0-0	2-1	3	1	2	0	0	2	2	
3/5/23	* at Memphis	1:44	1-1	0-0	0-1	0-0	0	2	0	1	0	0	2	
3/10/23	vs. (9) East Carolina	14:17	1-5	1-2	0-0	0-1	1	1	0	1	0	0	3	
3/11/23	vs. (4) Cincinnati	27:41	1-5	0-2	2-3	2-1	3	2	0	1	0	0	4	
3/12/23	vs. (2) Memphis	* 35:22	3-10	1-4	2-3	3-0	3	3	1	2	0	0	9	
3/16/23	vs. (16) Northern Kentucky	11:38	1-4	0-2	0-0	1-3	4	2	0	0	0	1	2	
3/18/23	vs. (9) Auburn	4:45	0-0	0-0	0-0	1-0	1	1	0	0	0	0	0	
3/24/23	vs. (5) Miami (Fla.)	---	---	---	---	---	---	---	---	---	---	---	---	

CAREER STATISTICS

Year	W-L	GP-GS	MP	FG-FGA	Pct	3P-A	Pct	FT-FTA	Pct	Off-Def	Reb – Avg	PF-DQ	Ast	TO	Blk	Stl	Pts – Avg
2022-23	30-3	33-1	469	49-133	.368	17-68	.250	10-19	.526	30-54	84 – 2.5	35-0	19	19	5	22	125 – 3.8
Totals	30-3	33-1	469	49-133	.368	17-68	.250	10-19	.526	30-54	84 – 2.5	35-0	19	19	5	22	125 – 3.8



#4 DARIUS BOWSER

Center

6-9 • 250 • c-Graduate-TR

Gaffney, S.C. (Gaffney HS)

'22 graduate – Charleston Southern

Graduate school – Human Resource Development

[dariusbowser](#)

career on Senior Night vs. Wichita State... Grabbed a rebound against the Shockers (3/2).

CAREER HIGHS

Points

14, at USC Upstate (1/22/22)

None

Field Goals Made

5, at Presbyterian (2/22/21)

5, at Campbell (1/30/21)

None

Field Goal Attempts

7, at Campbell (1/30/21)

None

3-Point Field Goals Made

None

3-Point Field Goal Attempts

1, at High Point (2/11/21)

1, at Florida (11/9/18)

None

Free Throws Made

8, at USC Upstate (1/12/22)

None

Free Throw Attempts

10, at USC Upstate (1/12/22)

None

Rebounds

9, vs. Longwood (2/19/21)

9, vs. Delaware State (11/24/19)

1, vs. Wichita State (3/2/23)

1, vs. SMU (1/5/23)

Offensive Rebounds

6, vs. Winthrop (1/15/22)

6, vs. Trinity Baptist (11/19/18)

None

Defensive Rebounds

7, vs. Longwood (2/19/21)

7, vs. Delaware State (11/24/19)

1, vs. Wichita State (3/2/23)

1, vs. SMU (1/5/23)

Assists

3, at Gardner-Webb (1/25/21)

3, at Gardner-Webb (1/25/20)

None

Steals

1, done 17 times; Most recently

at Presbyterian (2/23/22)

None

Blocked Shots

3, done three times; Most recently

vs. Hampton (1/29/22)

None

Minutes Played

31, at Presbyterian (2/22/21)

3:36, vs. Texas Southern (11/16/22)

Accomplished at Charleston Southern

SUPER SENIOR (2022-23)

Made his Houston debut in home win over Texas Southern in finale of Cougar Classic inside the Fertitta Center (11/16)... Grabbed a defensive rebound in home win over SMU (1/5)... Made the first start of his Houston

2022-23 GAME-BY-GAME STATISTICS (6-0 • 4-0 American)

Date	Opponent	GS	Min	FG-A	3FG-FGA	FT-FTA	OR-DR	Tot	PF	A	TO	Blk	Stl	Pts
11/7/22	NORTHERN COLORADO			DNP – Coach's Decision										
11/11/22	vs. Saint Joseph's			DNP – Coach's Decision										
11/14/22	ORAL ROBERTS			DNP – Coach's Decision										
11/16/22	TEXAS SOUTHERN		3:36	0-0	0-0	0-0	0-0	0	0	0	0	0	0	0
11/20/22	at Oregon			DNP – Coach's Decision										
11/26/22	KENT STATE			DNP – Injury										
11/29/22	NORFOLK STATE			DNP – Injury										
12/3/22	vs. –/rv Saint Mary's (Calif.)			DNP – Injury										
12/6/22	NORTH FLORIDA			DNP – Injury										
12/10/22	#8/10 ALABAMA			DNP – Injury										
12/13/22	NORTH CAROLINA A&T			DNP – Injury										
12/17/22	at #2/2 Virginia			DNP – Injury										
12/21/22	McNEESE			DNP – Injury										
12/28/22	* at Tulsa			DNP – Injury										
12/31/22	* UCF			DNP – Injury										
1/5/23	* SMU		3:42	0-0	0-0	0-0	0-1	1	0	0	0	0	0	0
1/8/23	* at Cincinnati			DNP – Coach's Decision										
1/11/23	* SOUTH FLORIDA			DNP – Unavailable										
1/17/23	* at Tulane			DNP – Coach's Decision										
1/22/23	* TEMPLE			DNP – Coach's Decision										
1/25/23	* at UCF			DNP – Coach's Decision										
1/28/23	* CINCINNATI			DNP – Coach's Decision										
2/2/23	* at Wichita State			DNP – Coach's Decision										
2/5/23	* at Temple			DNP – Coach's Decision										
2/8/23	* TULSA		3:21	0-0	0-0	0-0	0-0	0	0	0	0	0	0	0
2/16/23	* at SMU			DNP – Coach's Decision										
2/19/23	* MEMPHIS			DNP – Coach's Decision										
2/22/23	* TULANE			DNP – Coach's Decision										
2/25/23	* at East Carolina		0:13	0-0	0-0	0-0	0-0	0	0	0	0	0	0	0
3/2/23	* WICHITA STATE	*	2:59	0-0	0-0	0-0	0-1	1	0	0	0	0	0	0
3/5/23	* at Memphis			DNP – Coach's Decision										
3/10/23	vs. (9) East Carolina			DNP – Coach's Decision										
3/11/23	vs. (4) Cincinnati		1:31	0-0	0-0	0-0	0-0	0	0	0	0	0	0	0
3/12/23	vs. (2) Memphis			DNP – Coach's Decision										
3/16/23	vs. (16) Northern Kentucky			DNP – Coach's Decision										
3/18/23	vs. (9) Auburn			DNP – Coach's Decision										
3/24/23	vs. (5) Miami (Fla.)													

CAREER STATISTICS

Year	W-L	GP-GS	MP	FG-FGA	Pct	3P-A	Pct	FT-FTA	Pct	Off-Def	Reb – Avg	PF-DQ	Ast	TO	Blk	Stl	Pts – Avg
2018-19 (at CSU)	15-15	30-10	323	29-48	.604	0-1	.000	5-14	.357	30-27	57 – 1.9	43-0	6	16	11	3	63 – 2.1
2019-20 (at CSU)	12-17	29-8	446	34-60	.567	0-0	.000	19-27	.704	33-56	89 – 3.1	54-0	12	25	2	0	87 – 3.0
2020-21 (at CSU)	3-16	19-11	319	27-47	.574	0-1	.000	25-37	.676	28-34	62 – 3.3	55-2	4	15	9	5	79 – 4.2
2021-22 (at CSU)	6-23	29-23	525	53-91	.582	0-0	.000	40-55	.727	43-40	83 – 2.9	46-0	14	27	21	9	146 – 5.0
2022-23	6-0	6-1	15	0-0	.000	0-0	.000	0-0	.000	0-2	2 – 0.3	1-0	0	0	0	0	0 – 0.0
UH Totals	6-0	6-1	15	0-0	.000	0-0	.000	0-0	.000	0-2	2 – 0.3	1-0	0	0	0	0	0 – 0.0
CSU Totals	36-71	107-52	1,613	143-246	.581	0-2	.000	89-136	.654	134-157	291 – 2.7	198 – 2	36	83	43	17	375 – 3.5
Totals	42-71	113-53	1,629	143-246	.581	0-2	.000	89-133	.669	134-159	293 – 2.6	199-2	36	83	43	17	375 – 3.3



#32 REGGIE CHANEY

Forward

6-8 • 230 • c-Senior-2L

Tulsa, Okla. (Findlay Prep [Henderson, Nev.])

Arkansas

Liberal Studies

Instagram reggie_chaney Twitter _reggiechaney

HONORS

American Athletic Conference Sixth Man of the Year

SUPER SENIOR (2022-23)

Made his season debut in season-opening win vs. Northern Colorado... Finished with four points, three rebounds and a steal against the Bears (11/7)... Scored four points with four wins in win over Saint Joseph's at Veterans Classic in Annapolis, Md. (11/11)... Grabbed three rebounds and

posted three steals in win over Kent State (11/26)... Blocked two shots in home win over Norfolk State (11/29)... Scored eight points with four rebounds, including three offensive boards, and blocked a layup late to seal the win over -/rv Saint Mary's (Calif.) at The Battleground 2K22... Totaled four points with six rebounds, including four offensive boards, in home win over North Florida (12/6/22)... Finished with eight points and seven rebounds, including four offensive, with a pair of steals in home loss to #8/10 Alabama (12/10)... Finished with six points on 3-of-5 shooting in road win at Tulsa (12/28)... Grabbed four rebounds, including two offensive, in seven minutes in home win over Cincinnati (1/28)... Tied for team lead with six rebounds and topped Cougars with four offensive boards in road win at Wichita State (2/2)... Posted four points with six rebounds, including four offensive boards, and added two steals and a blocked shot in home win over Tulane (2/22). The American Championship: Grabbed seven rebounds in Quarterfinal win over Cincinnati (3/10).

CAREER HIGHS

Points

18, vs. Alcorn State (12/20/20)

Field Goals Made

7, at Providence (3/19/19)

6, vs. Temple (12/22/20)

6, vs. Alcorn State (12/20/20)

Field Goal Attempts

12, at Missouri (2/8/20)

8, vs. Temple (12/22/20)

8, vs. Alcorn State (12/20/20)

3-Point Field Goals Made

None

3-Point Field Goal Attempts

None

Free Throws Made

6, at Tulsa (1/15/22)

6, vs. Alcorn State (12/20/20)

Free Throw Attempts

9, vs. Alcorn State (12/20/20)

Rebounds

11, at Missouri (2/8/20)

11, at Alabama (2/1/20)

11, vs. Northern Kentucky (11/30/18)

7, vs. East Carolina (3/10/23)

7, vs. #8/10 Alabama (12/10/22)

7, vs. Cleveland State (3/19/21)

Offensive Rebounds

6, at Missouri (2/8/20)

5, vs. Wisconsin (11/23/21)

5, vs. Cleveland State (3/19/21)

Defensive Rebounds

9, Northern Kentucky (2019-20)

6, vs. East Carolina (3/10/23)

Assists

4, vs. Northern Kentucky (11/30/19)

3, vs. Tulane (2/2/22)

Steals

4, done three times; Most recently vs. Texas Southern (11/19/19)

3, vs. Kent State (3/26/22)

3, vs. Rutgers (3/21/21)

Blocked Shots

7, at Providence (3/19/19)

5, vs. Tulane (2/2/22)

Minutes Played

36, at Missouri (2/8/20)

21:48, at Wichita State (2/2/23)

Accomplished at Arkansas

2022-23 GAME-BY-GAME STATISTICS (31-3 • 15-1 American)

Table with columns: Date, Opponent, GS, Min, FG-A, 3FG-FGA, FT-FTA, OR-DR, Tot, PF, A, TO, Blk, Stl, Pts. Lists game-by-game performance from 11/7/22 to 3/24/23.

CAREER STATISTICS

Table with columns: Year, W-L, GP-GS, MP, FG-FGA, Pct, 3P-A, Pct, FT-FTA, Pct, Off-Def, Reb-Avg, PF-DQ, Ast, TO, Blk, Stl, Pts-Avg. Shows performance across years from 2018-19 to 2022-23.



#20 RYAN ELVIN

Guard

6-1 • 170 • Junior-SQ

Round Rock, Texas (Cedar Ridge HS)

Sports Administration

ryanelvin12

of Cougar Classic (11/16)... Scored five points, including a 3-pointer, and added a steal in home win over Norfolk State (11/29)... Drained both field-goal attempts on the way to five points and added a steal in home win over North Florida (12/6)... Nailed a 3-pointer and finished with three points and an offensive rebound in home win over SMU (1/5)... Drained 3-pointer in road win at Temple (2/5)... Scored five points on 2-of-5 shooting in home win over Tulsa (2/8).

CAREER HIGHS

Points

9, vs. Our Lady of the Lake (2/6/21)

Field Goals Made

3, vs. Our Lady of the Lake (2/6/21)

Field Goal Attempts

11, vs. Our Lady of the Lake (2/6/21)

3-Point Field Goals Made

3, vs. Our Lady of the Lake (2/6/21)

3-Point Field Goal Attempts

8, vs. Our Lady of the Lake (2/6/21)

Free Throws Made

2, vs. Texas Southern (11/16/22)

Free Throw Attempts

2, vs. Texas Southern (11/16/22)

Rebounds

2, vs. Our Lady of the Lake (2/6/21)

Offensive Rebounds

1, vs. SMU (1/5/22)
1, vs. Tulane (3/12/22)

Defensive Rebounds

2, vs. Our Lady of the Lake (2/6/21)

Assists

2, vs. Our Lady of the Lake (2/6/21)

Steals

1, vs. Tulane (2/22/23)
1, vs. North Florida (12/6/22)
1, vs. Norfolk State (11/29/22)

Blocked Shots

None

Minutes Played

23:30, vs. Our Lady of the Lake (2/6/21)

JUNIOR (2022-23)

Made his season debut in season-opening win vs. Northern Colorado... Drained two free throws in home win over Texas Southern during finale

2022-23 GAME-BY-GAME STATISTICS (15-0 • 7-0 American)

Date	Opponent	GS	Min	FG-A	3FG-FGA	FT-FTA	OR-DR	Tot	PF	A	TO	Blk	Stl	Pts
11/7/22	NORTHERN COLORADO	3:34	0-0	0-0	0-0	0-0	0-0	0	0	0	0	0	0	0
11/11/22	vs. Saint Joseph's	DNP – Coach's Decision												
11/14/22	ORAL ROBERTS	3:24	0-1	0-0	0-0	0-0	0-0	0	0	0	0	0	0	0
11/16/22	TEXAS SOUTHERN	3:36	0-0	0-0	0-0	2-2	0-0	0	1	0	0	0	0	2
11/20/22	at rv/rv Oregon	DNP – Coach's Decision												
11/26/22	KENT STATE	DNP – Coach's Decision												
11/29/22	NORFOLK STATE	4:26	2-4	1-3	0-0	0-1	1	0	0	0	0	0	1	5
12/3/22	vs. –/rv Saint Mary's (Calif.)	DNP – Coach's Decision												
12/6/22	NORTH FLORIDA	2:04	2-2	1-1	0-0	0-0	0	0	0	0	0	0	1	5
12/10/22	#8/10 ALABAMA	DNP – Coach's Decision												
12/13/22	NORTH CAROLINA A&T	3:14	0-1	0-0	0-0	0-0	0-1	1	1	0	0	0	0	0
12/17/22	at #2/2 Virginia	DNP – Coach's Decision												
12/21/22	McNEESE	4:00	0-0	0-0	0-0	0-0	0-1	1	0	0	0	0	0	0
12/28/22	* at Tulsa	2:08	0-1	0-1	0-0	0-0	0-0	0	0	0	0	0	0	0
12/31/22	* UCF	DNP – Coach's Decision												
1/5/23	* SMU	3:42	1-2	1-2	0-0	1-0	1	0	0	0	0	0	0	3
1/8/23	* at Cincinnati	DNP – Coach's Decision												
1/11/23	* SOUTH FLORIDA	DNP – Coach's Decision												
1/17/23	* at Tulane	DNP – Coach's Decision												
1/22/23	* TEMPLE	DNP – Coach's Decision												
1/25/23	* at UCF	DNP – Coach's Decision												
1/28/23	* CINCINNATI	DNP – Injury												
2/2/23	* at Wichita State	DNP – Coach's Decision												
2/5/23	* at Temple	0:51	1-1	1-1	0-0	0-0	0	0	0	0	0	0	0	3
2/8/23	* TULSA	6:50	2-5	1-3	0-0	0-0	0	0	0	0	0	0	0	5
2/16/23	* at SMU	DNP – Coach's Decision												
2/19/23	* MEMPHIS	DNP – Coach's Decision												
2/22/23	* TULANE	3:15	0-1	0-1	0-0	0-0	0	2	0	0	0	0	1	0
2/25/23	* at East Carolina	1:13	0-0	0-0	0-0	0-0	0-0	0	0	0	0	0	0	0
3/2/23	* WICHITA STATE	0:25	0-0	0-0	0-0	0-0	0-0	0	0	0	0	0	0	0
3/5/23	* at Memphis	DNP – Coach's Decision												
3/10/23	vs. (9) East Carolina	DNP – Coach's Decision												
3/11/23	vs. (4) Cincinnati	1:31	0-1	0-0	0-0	0-0	0-0	0	0	0	0	0	0	0
3/12/23	vs. (2) Memphis	DNP – Coach's Decision												
3/16/23	vs. (16) Northern Kentucky	DNP – Coach's Decision												
3/18/23	vs. (9) Auburn	DNP – Coach's Decision												
3/24/23	vs. (5) Miami (Fla.)	---	---	---	---	---	---	---	---	---	---	---	---	---

CAREER STATISTICS

Year	W-L	GP-GS	MP	FG-FGA	Pct	3P-A	Pct	FT-FTA	Pct	Off-Def	Reb – Avg	PF-DQ	Ast	TO	Blk	Stl	Pts – Avg
2020-21	7-1	8-0	33	5-15	.333	5-12	.417	0-0	.000	0-3	3 – 0.4	2-0	2	1	0	0	15 – 1.9
2021-22	16-1	17-0	38	3-7	.429	2-6	.333	2-3	.667	1-0	1 – 0.1	4-0	1	0	0	0	10 – 0.6
2022-23	15-0	15-0	44	8-19	.421	5-12	.417	2-2	1.000	1-3	4 – 0.3	4-0	0	0	0	3	23 – 1.5
Totals	38-2	40-0	117	16-41	.390	12-30	.400	4-5	.800	2-6	8 – 0.2	10-0	3	1	0	3	48 – 1.2

ELVIN's 2021-22 GAME-BY-GAME (16-1 • 6-1 American)

Opponent	Date	GS	Min	FG-A	3FG-A	FT-A	Off-Def	Tot	PF	A	TO	Blk	Stl	Pts
HOFSTRA	11/9/21		DNP – Coach's Decision											
RICE	11/12/21		4:03	0-1	0-1	2-3	0-0	0	0	0	0	0	0	0
rv/#25 VIRGINIA	11/16/21		1:24	0-0	0-0	0-0	0-0	0	0	1	0	0	0	0
vs. Butler	11/22/21		0:36	0-0	0-0	0-0	0-0	0	0	0	0	0	0	0
vs. Wisconsin	11/23/21		DNP – Coach's Decision											
vs. rv/#23 Oregon	11/24/21		DNP – Coach's Decision											
NORTHWESTERN STATE	11/30/21		3:11	0-2	0-2	0-0	0-0	0	0	0	0	0	0	0
BRYANT	12/3/21		5:56	2-2	1-1	0-0	0-0	0	0	0	0	0	0	5
ALCORN STATE	12/6/21		2:33	0-0	0-0	0-0	0-0	0	0	0	0	0	0	0
at #9/9 Alabama	12/11/21		DNP – Coach's Decision											
LOUISIANA	12/14/21		DNP – Coach's Decision											
vs. Oklahoma State	12/18/21		DNP – Coach's Decision											
TEXAS STATE	12/22/21		5:58	0-0	0-0	0-0	0-0	0	2	0	0	0	0	0
* CINCINNATI	12/28/21		Postponed											
* at Temple	1/2/22		DNP – Coach's Decision											
* at South Florida	1/5/22		00:52	0-0	0-0	0-0	0-0	0	0	0	0	0	0	0
* WICHITA STATE	1/8/22		DNP – Coach's Decision											
* at Tulsa	1/15/22		DNP – Coach's Decision											
* SOUTH FLORIDA	1/18/22		2:13	0-0	0-0	0-0	0-0	0	0	0	0	0	0	0
* EAST CAROLINA	1/22/22		3:14	0-0	0-0	0-0	0-0	0	0	0	0	0	0	0
* at UCF	1/29/22		DNP – Coach's Decision											
* TULANE	2/2/22		DNP – Coach's Decision											
* at Cincinnati	2/6/22		2:11	0-0	0-0	0-0	0-0	0	0	0	0	0	0	0
* at SMU	2/9/22		DNP – Coach's Decision											
* MEMPHIS	2/12/22		DNP – Coach's Decision											
* UCF	2/17/22		DNP – Coach's Decision											
* at Wichita State	2/20/22		DNP – Coach's Decision											
* at Tulane	2/23/22		DNP – Coach's Decision											
* rv/rv SMU	2/27/22		1:40	0-0	0-0	0-0	0-0	0	1	0	0	0	0	0
* CINCINNATI	3/1/22		DNP – Coach's Decision											
* TEMPLE	3/3/22		1:14	1-1	1-1	0-0	0-0	0	0	0	0	0	0	3
* at Memphis	3/6/22		0:19	0-0	0-0	0-0	0-0	0	0	0	0	0	0	0
vs. Cincinnati	3/11/22		0:40	0-0	0-0	0-0	0-0	0	0	0	0	0	0	0
vs. Tulane	3/12/22		1:41	0-1	0-1	0-0	1-0	1	1	0	0	0	0	0
vs. Memphis	3/13/22		DNP – Coach's Decision											
vs. UAB	3/18/22		0:41	0-0	0-0	0-0	0-0	0	0	0	0	0	0	0
vs. #19/16 Illinois	3/20/22		DNP – Coach's Decision											
vs. #2/2 Arizona	3/24/22		DNP – Coach's Decision											
vs. #6/5 Villanova	3/26/22		DNP – Coach's Decision											

ELVIN's 2020-21 GAME-BY-GAME (7-1 • 3-0 American)

Opponent	Date	GS	Min	FG-A	3FG-A	FT-A	Off-Def	Tot	PF	A	TO	Blk	Stl	Pts
LAMAR	11/25/20		DNP – Coach's decision											
BOISE STATE	11/27/20		DNP – Coach's decision											
vs. #14/13 Texas Tech	11/29/20		DNP – Coach's decision											
SOUTH CAROLINA	12/5/20		DNP – Coach's decision											
SAM HOUSTON STATE	12/9/20		Canceled											
RICE	12/12/20		Canceled											
ALCORN STATE	12/20/20		DNP – Unavailable											
* TEMPLE	12/22/20		1:08	0-0	0-0	0-0	0-1	1	0	0	0	0	0	0
* at rv/rv UCF	12/26/20		DNP – Coach's decision											
* at Tulsa	12/29/20		DNP – Coach's decision											
* at rv/rv SMU	1/3/21		DNP – Coach's decision											
* WICHITA STATE	1/6/21		DNP – Coach's decision											
* TULANE	1/9/21		DNP – Coach's decision											
* at South Florida	1/14/21		PPD											
* UCF	1/17/21		DNP – Coach's decision											
* –/rv TULSA	1/20/21		1:02	0-1	0-1	0-0	0-0	0	0	0	0	0	0	0
* at Temple	1/23/21		DNP – Coach's decision											
* at Tulane	1/28/21		DNP – Coach's decision											
* SMU	1/31/21		DNP – Coach's decision											
* at ECU	2/3/21		DNP – Coach's decision											
OUR LADY of the LAKE	2/6/21		23:30	3-11	3-8	0-0	0-2	2	1	2	1	0	0	9
* at USF	2/10/21		DNP – Coach's decision											
* MEMPHIS	2/14/21		Canceled											
* EAST CAROLINA	2/17/21		Canceled											
* at Wichita State	2/18/21		DNP – Coach's decision											
* CINCINNATI	2/21/21		2:19	1-1	1-1	0-0	0-0	0	0	0	0	0	0	3
rv/– WKU	2/25/21		DNP – Coach's decision											
* SOUTH FLORIDA	2/28/21		DNP – Coach's decision											
* MEMPHIS	3/7/21		DNP – Coach's decision											
vs. Tulane	3/12/21		1:12	0-1	0-1	0-0	0-0	0	0	0	0	0	0	0
vs. Memphis	3/13/21		DNP – Coach's decision											
vs. Cincinnati	3/14/21		2:37	1-1	1-1	0-0	0-0	1	0	0	0	0	0	3
vs. Cleveland State	3/19/21		1:14	0-0	0-0	0-0	0-0	0	0	0	0	0	0	0
vs. Rutgers	3/21/21		DNP – Coach's decision											
vs. Syracuse	3/27/21		DNP – Coach's decision											
vs. Oregon State	3/29/21		DNP – Coach's decision											
vs. #3/3 Baylor	4/3/21		0:51	0-0	0-0	0-0	0-0	0	0	0	0	0	0	0



#5 Ja'VIER FRANCIS

Center

6-8 • 235 • Sophomore-1L

New Orleans, La. (Montverde Academy [Fla.])

Undeclared Major

lahjay11 theJayfrancis10

CAREER HIGHS

Points

23, vs. McNeese (12/21/22)

Field Goals Made

9, vs. McNeese (12/21/22)

Field Goal Attempts

10, vs. North Carolina A&T (12/13/22)

3-Point Field Goals Made

None

3-Point Field Goal Attempts

None

Free Throws Made

5, vs. McNeese (12/21/22)

Free Throw Attempts

10, vs. McNeese (12/21/22)

Rebounds

15, vs. North Carolina A&T (12/13/22)

Offensive Rebounds

7, vs. McNeese (12/21/22)

7, vs. North Carolina A&T (12/13/22)

Defensive Rebounds

8, vs. North Carolina A&T (12/13/22)

Assists

1, done five times; Most recently vs. Wichita State (3/2/23)

Steals

3, vs. South Florida (1/11/23)

Blocked Shots

4, at Tulsa (12/28/22)

4, vs. North Florida (12/6/22)

4, vs. East Carolina (1/22/22)

Minutes Played

27:57, vs. North Carolina A&T (12/13/22)

HONORS

• American Athletic Conference Honor Roll (Dec. 26, 2022)

SOPHOMORE (2022-23)

Made his season debut in season-opening win vs. Northern Colorado... Finished with two points and three rebounds and added three blocked shots in win against the Bears (11/7)... Posted three blocked shots in second straight game in win over Saint Joseph's at Veterans Classic in Annapolis, Md. (11/11)... Scored 11 points on 5-of-7 shooting and led all players with 11 rebounds, including four offensive boards, in home win over Oral Roberts during Cougar Classic (11/14)... Finished with seven points on 3-of-5 shooting and grabbed six rebounds with a pair of blocked shots in home win over Texas Southern during finale of Cougar Classic (11/16)... Grabbed four rebounds, including three offensive, in home win over Kent State (11/26)... Totaled 11 points on 5-of-5 shooting with eight rebounds, including four offensive boards, and blocked a

game-high three shots in home win over Norfolk State (11/29)... Scored 14 points on 7-of-9 shooting and grabbed four rebounds with four blocked shots and a steal in home win over North Florida (12/6)... Posted career highs with 17 points and 15 rebounds – including seven offensive boards – and added three blocked shots in home win over North Carolina A&T inside the Fertitta Center during Coaches vs. Racism HBCU Roundball Classic (12/13)... Connected on all nine shots from the field on the way to 23 points and grabbed 13 rebounds, including seven offensive boards, to lead all players in both categories in a home win over McNeese (12/21)... Scored four points with four rebounds and a game-high four blocked shots in road win at Tulsa (12/28)... Scored nine points and grabbed a team-high seven rebounds in home win over UCF (12/31)... Posted eight points with seven rebounds, including four offensive, and blocked two shots in home win over SMU (1/5)... Made first start of his career in home win vs. South Florida... Finished with six points, six rebounds, three steals and three blocked shots against the Bulls (1/11)... Scored four points with three rebounds in road win at Tulane (1/17)... Blocked two shots and grabbed three rebounds, including two offensive boards, in road win at Temple (2/5)... Finished with six points and six rebounds, including three offensive boards, in home win over Tulsa (2/8)... Grabbed six rebounds and added an assist at East Carolina (2/25).

2022-23 GAME-BY-GAME STATISTICS (32-2 • 17-1 American)

Date	Opponent	GS	Min	FG-A	3FG-FGA	FT-FTA	OR-DR	Tot	PF	A	TO	Blk	Stl	Pts	
11/7/22	NORTHERN COLORADO	15:28	1-4	0-0	0-0	1-2	3	4	0	0	3	0	2		
11/11/22	vs. Saint Joseph's	5:42	0-0	0-0	0-0	0-0	0	1	0	0	3	0	0		
11/14/22	ORAL ROBERTS	16:32	5-7	0-0	1-4	4-7	11	4	0	0	2	2	11		
11/16/22	TEXAS SOUTHERN	15:06	3-5	0-0	1-2	3-3	6	1	0	1	2	0	7		
11/20/22	at rv/rv Oregon	7:17	0-1	0-0	0-0	0-0	0	1	0	0	0	0	0		
11/26/22	KENT STATE	7:52	1-1	0-0	1-2	3-1	4	1	0	2	0	0	3		
11/29/22	NORFOLK STATE	16:30	5-5	0-0	1-2	4-4	8	0	0	1	3	2	11		
12/3/22	vs. –/rv Saint Mary's (Calif.)	2:16	0-0	0-0	0-0	0-0	0	1	0	0	1	0	0		
12/6/22	NORTH FLORIDA	19:08	7-9	0-0	0-0	2-2	4	2	0	2	4	1	14		
12/10/22	#8/10 ALABAMA	1:51	1-2	0-0	0-0	0-0	0	2	0	0	0	0	2		
12/13/22	NORTH CAROLINA A&T	27:57	7-10	0-0	3-4	7-8	15	2	0	0	3	0	17		
12/17/22	at #2/2 Virginia	3:38	1-1	0-0	1-1	0-0	0	1	0	0	0	0	3		
12/21/22	McNEESE	25:25	9-9	0-0	5-10	7-6	13	1	0	0	1	1	23		
12/28/22	* at Tulsa	14:04	1-1	0-0	2-2	1-3	4	2	1	1	4	0	4		
12/31/22	* UCF	19:38	3-5	0-0	3-4	2-5	7	4	1	1	1	2	9		
1/5/23	* SMU	20:48	4-4	0-0	0-0	4-3	7	2	0	1	2	0	8		
1/8/23	* at Cincinnati	10:33	1-2	0-0	0-0	0-1	1	4	1	0	2	0	2		
1/11/23	* SOUTH FLORIDA	21:26	2-4	0-0	2-2	2-4	6	3	0	0	3	3	6		
1/17/23	* at Tulane	9:08	2-2	0-0	0-1	0-3	3	0	0	0	0	0	4		
1/22/23	* TEMPLE	6:07	1-1	0-0	0-0	0-2	2	0	0	0	0	0	2		
1/25/23	* at UCF	8:52	0-1	0-0	0-0	2-1	3	1	0	0	1	0	0		
1/28/23	* CINCINNATI	6:04	1-1	0-0	0-0	0-1	1	0	0	0	0	0	2		
2/2/23	* at Wichita State	7:48	0-0	0-0	0-0	0-1	1	2	0	0	0	0	0		
2/5/23	* at Temple	5:38	0-2	0-0	0-0	2-1	3	0	0	0	2	1	0		
2/8/23	* TULSA	14:46	3-5	0-0	0-0	3-3	6	1	0	1	0	0	6		
2/16/23	* at SMU	6:43	1-1	0-0	1-2	0-1	1	2	0	0	0	0	3		
2/19/23	* MEMPHIS	3:37	1-1	0-0	2-3	0-0	0	0	0	0	1	0	4		
2/22/23	* TULANE	5:25	0-0	0-0	0-0	0-3	3	1	1	0	0	0	0		
2/25/23	* at East Carolina	12:18	1-2	0-0	1-2	2-4	6	3	1	0	0	0	3		
3/2/23	* WICHITA STATE	5:42	0-0	0-0	2-2	1-0	1	2	1	0	0	0	2		
3/5/23	* at Memphis	1:36	0-0	0-0	0-0	0-0	0	2	0	0	1	0	0		
3/10/23	vs. (9) East Carolina	5:36	0-0	0-0	0-0	0-0	0	3	0	0	0	0	0		
3/11/23	vs. (4) Cincinnati	8:32	1-1	0-0	0-1	0-3	3	1	0	0	0	0	2		
3/12/23	vs. (2) Memphis	DNP – Coach's Decision													
3/16/23	vs. (16) Northern Kentucky	DNP – Coach's Decision													
3/18/23	vs. (9) Auburn	1:10	0-0	0-0	0-0	0-0	0-0	2	0	0	0	0	0	0	
3/24/23	vs. (5) Miami (Fla.)	---	---	---	---	---	---	---	---	---	---	---	---	---	

CAREER STATISTICS

Year	W-L	GP-GS	MP	FG-FGA	Pct	3P-A	Pct	FT-FTA	Pct	Off-Def	Reb – Avg	PF-DQ	Ast	TO	Blk	Stl	Pts – Avg
2021-22	17-1	18-0	73	9-14	.643	0-0	.000	3-9	.333	5-11	16 – 0.9	5-0	0	6	11	1	21 – 1.2
2022-23	32-2	34-1	360	62-87	.713	0-0	.000	26-44	.591	50-72	122 – 3.6	56-0	6	10	39	12	150 – 4.4
Totals	49-3	52-1	433	71-101	.703	0-0	.000	29-53	.547	55-83	138 – 2.7	61-0	6	16	50	13	171 – 3.3

FRANCIS' 2021-22 GAME-BY-GAME (17-1 • 7-1 American)

Opponent	Date	GS	Min	FG-A	3FG-A	FT-A	Off-Def	Tot	PF	A	TO	Blk	Stl	Pts
HOUSTON	11/9/21			DNP – Coach's Decision										
RICE	11/12/21		10:03	0-1	0-0	0-1	1-2	3	0	0	1	1	0	0
rv/#25 VIRGINIA	11/16/21		1:24	0-0	0-0	0-0	0-0	0	0	0	0	0	0	0
vs. Butler	11/22/21		3:20	0-1	0-0	0-0	0-0	0	0	0	0	0	0	0
vs. Wisconsin	11/23/21		DNP – Coach's Decision											
vs. rv/#23 Oregon	11/24/21		5:44	2-2	0-0	0-0	0-1	1	0	0	0	1	0	4
NORTHWESTERN STATE	11/30/21		10:03	1-1	0-0	0-0	1-3	4	1	0	1	1	0	2
BRYANT	12/3/21			DNP – Injury										
ALCORN STATE	12/6/21		5:10	1-1	0-0	0-0	1-0	1	0	0	0	1	0	2
at #9/9 Alabama	12/11/21		DNP – Coach's Decision											
LOUISIANA	12/14/21			DNP – Coach's Decision										
vs. Oklahoma State	12/18/21		DNP – Coach's Decision											
TEXAS STATE	12/22/21		5:58	2-3	0-0	0-1	0-0	0	0	0	1	1	1	4
* CINCINNATI	12/28/21			Postponed										
* at Temple	1/2/22		DNP – Coach's Decision											
* at South Florida	1/5/22		00:52	0-0	0-0	0-0	0-0	0	0	0	0	0	0	0
* WICHITA STATE	1/8/22			DNP – Coach's Decision										
* at Tulsa	1/15/22		DNP – Coach's Decision											
* SOUTH FLORIDA	1/18/22		3:04	1-1	0-0	0-0	0-1	1	0	0	1	1	0	2
* EAST CAROLINA	1/22/22		10:31	0-1	0-0	2-5	2-0	2	2	0	1	4	0	2
* at UCF	1/29/22		DNP – Coach's Decision											
* TULANE	2/2/22			DNP – Coach's Decision										
* at Cincinnati	2/6/22		2:11	0-0	0-0	0-0	0-1	1	0	0	0	0	0	0
* at SMU	2/9/22		DNP – Coach's Decision											
* MEMPHIS	2/12/22			DNP – Coach's Decision										
* UCF	2/17/22			DNP – Coach's Decision										
* at Wichita State	2/20/22		DNP – Coach's Decision											
* at Tulane	2/23/22		1:02	2-2	0-0	0-0	0-1	1	0	0	0	0	0	4
* rv/rv SMU	2/27/22		1:40	0-0	0-0	0-0	0-0	0	1	0	1	0	0	0
* CINCINNATI	3/1/22			DNP – Coach's Decision										
* TEMPLE	3/3/22		1:53	0-0	0-0	0-0	0-0	0	1	0	0	1	0	0
* at Memphis	3/6/22		4:20	0-1	0-0	0-0	0-1	1	0	0	0	0	0	0
vs. Cincinnati	3/11/22		0:40	0-0	0-0	0-0	0-1	1	0	0	0	0	0	0
vs. Tulane	3/12/22		4:34	0-0	0-0	1-2	0-0	0	0	0	0	0	0	1
vs. Memphis	3/13/22		DNP – Coach's Decision											
vs. UAB	3/18/22		0:41	0-0	0-0	0-0	0-0	0	0	0	0	0	0	0
vs. #19/16 Illinois	3/20/22		DNP – Coach's Decision											
vs. #2/2 Arizona	3/24/22		DNP – Coach's Decision											
vs. #6/5 Villanova	3/26/22		DNP – Coach's Decision											



#2 CEDRIC LATH

Center

6-9 • 265 • Freshman-HS

Abidjan, Ivory Coast (Balboa School [San Diego])

Undeclared Major

ced_lath AguyCedric

FRESHMAN (2022-23)

Has not competed in any games but practices regularly with the team.

HIGH SCHOOL

Only played basketball for the final three years of his high school career after growing up in Abidjan, Ivory Coast... Spent a year in Canada before coming to the United States and competing for Liberty High School in Henderson, Nev... Played for Dream Visions on the AAU circuit, where he burst on the scene in summer 2022 with his physical play and athleticism... Chose Houston over Texas, BYU, UCLA, TCU, Kansas State, Arizona and Illinois.

PERSONAL

Last name is pronounced Lot.

CAREER HIGHS

Points

None

Field Goals Made

None

Field Goal Attempts

None

3-Point Field Goals Made

None

3-Point Field Goal Attempts

None

Free Throws Made

None

Free Throw Attempts

None

Rebounds

None

Offensive Rebounds

None

Defensive Rebounds

None

Assists

None

Steals

None

Blocked Shots

None

Minutes Played

None

Joined joined at the semester break and is expected to sit out the spring semester as a redshirt.... First joined the Cougar bench against South Florida but did not dress out (1/11)... Will have four years of eligibility remaining beginning in 2023-24.

2022-23 GAME-BY-GAME STATISTICS (0-0 • 0-0 American)

Date	Opponent	GS	Min	FG-A	3FG-FGA	FT-FTA	OR-DR	Tot	PF	A	TO	Blk	Stl	Pts
11/7/22	NORTHERN COLORADO			DNP – Had not joined team										
11/11/22	vs. Saint Joseph's			DNP – Had not joined team										
11/14/22	ORAL ROBERTS			DNP – Had not joined team										
11/16/22	TEXAS SOUTHERN			DNP – Had not joined team										
11/20/22	at rv/rv Oregon			DNP – Had not joined team										
11/26/22	KENT STATE			DNP – Had not joined team										
11/29/22	NORFOLK STATE			DNP – Had not joined team										
12/3/22	vs. –/rv Saint Mary's (Calif.)			DNP – Had not joined team										
12/6/22	NORTH FLORIDA			DNP – Had not joined team										
12/10/22	#8/10 ALABAMA			DNP – Had not joined team										
12/13/22	NORTH CAROLINA A&T			DNP – Had not joined team										
12/17/22	at #2/2 Virginia			DNP – Had not joined team										
12/21/22	McNEESE			DNP – Had not joined team										
12/28/22	* at Tulsa			DNP – Had not joined team										
12/31/22	* UCF			DNP – Had not joined team										
1/5/23	* SMU			DNP – Had not joined team										
1/8/23	* at Cincinnati			DNP – Had not joined team										
1/11/23	* SOUTH FLORIDA			DNP – Had not joined team										
1/17/23	* at Tulane			DNP – Coach's Decision										
1/22/23	* TEMPLE			DNP – Coach's Decision										
1/25/23	* at UCF			DNP – Coach's Decision										
1/28/23	* CINCINNATI			DNP – Coach's Decision										
2/2/23	* at Wichita State			DNP – Coach's Decision										
2/5/23	* at Temple			DNP – Coach's Decision										
2/8/23	* TULSA			DNP – Coach's Decision										
2/16/23	* at SMU			DNP – Coach's Decision										
2/19/23	* MEMPHIS			DNP – Coach's Decision										
2/22/23	* TULANE			DNP – Coach's Decision										
2/25/23	* at East Carolina			DNP – Coach's Decision										
3/2/23	* WICHITA STATE			DNP – Coach's Decision										
3/5/23	* at Memphis			DNP – Coach's Decision										
3/10/23	vs. (9) East Carolina			DNP – Coach's Decision										
3/11/23	vs. (4) Cincinnati			DNP – Coach's Decision										
3/12/23	vs. (2) Memphis			DNP – Coach's Decision										
3/16/23	vs. (16) Northern Kentucky			DNP – Coach's Decision										
3/18/23	vs. (9) Auburn			--	--	--	--	--	--	--	--	--	--	--
3/24/23	vs. (5) Miami (Fla.)			--	--	--	--	--	--	--	--	--	--	--

CAREER STATISTICS

Year	W-L	GP-GS	MP	FG-FGA	Pct	3P-A	Pct	FT-FTA	Pct	Off-Def	Reb – Avg	PF-DQ	Ast	TO	Blk	Stl	Pts – Avg
2022-23																	
Totals	0-0	0-0	0	0-0	.000	0-0	.000	0-0	.000	0-0	0-0.0	0-0	0	0	0	0	0-0.0


MARK's 2021-22 GAME-BY-GAME (5-2 • 0-0 American)

Opponent	Date	GS	Min	FG-A	3FG-A	FT-A	Off-Def	Tot	PF	A	TO	Blk	Stl	Pts
HOFFSTRA	11/9/21			DNP – Injury										
RICE	11/12/21			DNP – Injury										
rv/#25 VIRGINIA	11/16/21			DNP – Injury										
vs. Butler	11/22/21		17:02	2-6	0-1	1-2	0-1	1	2	1	0	0	1	5
vs. Wisconsin	11/23/21		13:43	3-6	0-0	2-2	0-2	2	2	1	0	0	0	8
vs. rv/#23 Oregon	11/24/21		18:36	3-8	0-2	0-0	0-0	0	1	4	2	0	2	6
NORTHWESTERN STATE	11/30/21		19:25	5-9	2-5	0-0	0-4	4	2	4	2	0	1	12
BRYANT	12/3/21		27:54	7-11	2-5	6-6	0-4	4	3	4	1	0	2	22
ALCORN STATE	12/6/21		27:06	5-9	1-3	7-7	3-1	4	4	3	4	1	3	18
at #9/9 Alabama	12/11/21		17:52	0-6	0-2	0-0	0-2	2	3	0	1	1	1	0

Sat out the remainder of the season following shoulder surgery

MARK's 2020-21 GAME-BY-GAME (28-4 • 14-3 American)

Opponent	Date	GS	Min	FG-A	3FG-A	FT-A	Off-Def	Tot	PF	A	TO	Blk	Stl	Pts
LAMAR	11/25/20		16:52	5-8	2-3	10-13	2-6	8	3	2	2	0	1	22
BOISE STATE	11/27/20		23:15	2-6	1-2	4-4	0-2	2	3	1	1	0	0	9
vs. #14/13 Texas Tech	11/29/20		18:36	3-5	0-2	5-7	0-2	2	4	0	2	0	0	11
SOUTH CAROLINA	12/5/20	*	35:23	4-12	1-8	9-12	0-4	4	1	1	0	1	2	18
SAM HOUSTON STATE	12/9/20			Canceled										
RICE	12/12/20			Canceled										
ALCORN STATE	12/20/20		30:39	4-11	0-2	1-2	1-3	4	2	4	1	0	1	9
* TEMPLE	12/22/20	*	29:51	4-9	1-4	3-4	0-2	2	5	4	4	0	3	12
* at rv/rv UCF	12/26/20		8:25	0-2	0-1	0-0	0-0	0	2	0	1	0	1	0
* at Tulsa	12/29/20		10:41	0-4	0-1	0-2	1-2	3	1	0	0	0	1	0
* at rv/rv SMU	1/3/21		15:29	2-6	1-3	0-0	0-1	1	0	0	2	0	2	5
* WICHITA STATE	1/6/21		17:01	0-2	0-1	1-2	0-0	0	1	0	0	0	1	1
* TULANE	1/9/21		23:19	1-8	0-3	1-2	0-5	4	0	3	2	0	0	3
* at USF	1/14/21			Postponed										
* UCF	1/17/21		17:44	2-6	0-2	1-1	1-1	2	2	2	2	0	0	5
* –/rv TULSA	1/20/21		18:58	4-9	2-4	1-2	2-4	6	1	0	3	0	3	11
* at Temple	1/23/21		16:59	2-4	1-2	0-0	0-2	2	1	2	0	0	1	5
* at Tulane	1/28/21	*	31:05	6-12	1-5	3-3	2-3	5	4	3	1	0	1	16
* SMU	1/31/21		17:07	1-7	0-1	4-4	1-1	2	4	0	2	0	0	6
* at East Carolina	2/3/21		16:44	1-2	0-1	0-0	0-1	1	1	2	1	0	0	2
OUR LADY of the LAKE	2/6/21	*	21:54	9-12	2-3	2-2	1-5	6	3	6	3	1	3	22
* at USF	2/10/21		13:49	1-3	0-0	2-2	1-1	2	2	0	1	0	2	4
* MEMPHIS	2/14/21			Canceled										
* EAST CAROLINA	2/17/21			Canceled										
* at Wichita State	2/18/21		16:20	2-6	0-2	0-0	1-4	5	0	2	1	0	0	4
* CINCINNATI	2/21/21		25:12	4-10	0-2	4-4	1-5	6	2	3	1	0	1	12
rv/– WKU	2/25/21		19:46	5-8	2-3	0-0	0-3	3	1	0	1	1	1	12
* USF	2/28/21		20:18	3-6	2-3	0-0	1-1	2	2	4	0	0	0	8
* MEMPHIS	3/7/21		27:58	3-12	2-4	0-0	1-3	4	2	1	0	2	0	8
vs. Tulane	3/12/21		16:03	1-4	0-2	0-0	1-0	1	1	2	0	0	1	2
vs. Memphis	3/13/21		14:57	0-3	0-0	3-4	0-1	1	1	2	2	0	0	3
vs. Cincinnati	3/14/21		19:32	4-13	0-1	0-0	3-1	4	2	7	1	0	1	8
vs. Cleveland State	3/19/21		23:23	5-10	0-2	5-6	0-3	3	2	2	1	0	3	15
vs. Rutgers	3/21/21		25:26	3-10	0-2	2-3	3-3	6	0	0	0	0	1	8
vs. Syracuse	3/27/21		14:44	2-6	1-2	1-2	0-0	0	1	1	2	0	0	6
vs. Oregon State	3/29/21		12:37	0-2	0-2	0-0	1-1	2	0	1	0	0	0	0
vs. #3/3 Baylor	4/3/21		20:14	2-6	0-0	0-0	0-1	1	1	0	0	0	0	4



#3 RAMON WALKER, Jr.

Guard

6-4 • 210 • Sophomore-1L

Pearland, Texas (Shadow Creek HS)

Health

[ramonwalkerjr](#) [ramonwalker04](#)

Southern in finale of Cougar Classic (11/16)... Expected to seek a medical redshirt following the season.

CAREER HIGHS

Points

13, at Temple (1/2/22)

Field Goals Made

4, done four times; Most recently vs. Tulane (3/12/22)

Field Goal Attempts

10, at Temple (1/2/22)

3-Point Field Goals Made

3, done three times; Most recently vs. Tulane (3/12/22)

3-Point Field Goal Attempts

6, vs. Tulane (2/2/22)
6, at Temple (1/2/22)

Free Throws Made

3, vs. Cincinnati (3/11/2022)
3, vs. Oklahoma State (12/18/21)

Free Throw Attempts

4, vs. Oklahoma State (12/18/21)

Rebounds

7, vs. rv/rv SMU (2/27/22)

Offensive Rebounds

3, vs. Temple (3/3/22)
3, vs. Tulane (2/2/22)

Defensive Rebounds

6, at Tulsa (1/15/22)

Assists

2, done four times; Most recently vs. Northern Colorado (11/7/22)

Steals

2, vs. Oklahoma State (12/18/21)

Blocked Shots

1, vs. Cincinnati (3/1/22)
1, at Wichita State (2/20/22)

Minutes Played

37:01, at Temple (1/2/22)

SOPHOMORE (2022-23)

Made his season debut in season-opening win over Northern Colorado inside the Fertitta Center... Posted two assists and a rebound against the Bears (11/7)... Scored nine points with five rebounds and a steal in win over Saint Joseph's at Veterans Classic in Annapolis, Md. (11/11)... Grabbed six rebounds, including two offensive, in home win over Oral Roberts during first game of the Cougar Classic (11/14)... Finished with seven points, four rebounds, an assist and steal in home win over Texas

2022-23 GAME-BY-GAME STATISTICS (9-1 • 1-0 American)

Date	Opponent	GS	Min	FG-A	3FG-FGA	FT-FTA	OR-DR	Tot	PF	A	TO	Blk	Stl	Pts
11/7/22	NORTHERN COLORADO		13:38	1-2	1-2	0-0	0-1	1	3	2	0	0	0	3
11/11/22	vs. Saint Joseph's		18:09	3-6	2-4	1-2	2-2	4	5	0	0	0	1	9
11/14/22	ORAL ROBERTS		20:20	0-1	0-1	0-0	2-4	6	1	0	2	0	0	0
11/16/22	TEXAS SOUTHERN		17:47	3-6	1-3	0-0	1-3	4	2	1	0	0	1	7
11/20/22	at rv/rv Oregon		7:18	0-0	0-0	2-3	0-0	0	0	0	0	0	0	2
11/26/22	KENT STATE		DNP – Illness											
11/29/22	NORFOLK STATE		DNP – Illness											
12/3/22	vs. –/rv Saint Mary's (Calif.)		DNP – Coach's Decision											
12/6/22	NORTH FLORIDA		21:05	0-4	0-3	2-2	0-3	3	2	0	2	0	0	2
12/10/22	#8/10 ALABAMA		16:33	0-2	0-1	0-0	1-3	4	3	0	0	0	0	3
12/13/22	NORTH CAROLINA A&T		10:18	3-5	0-0	0-0	0-1	1	0	0	2	0	0	6
12/17/22	at #2/2 Virginia		DNP – Coach's Decision											
12/21/22	MCNEESE		15:36	0-1	0-0	0-0	1-0	1	0	1	0	0	0	0
12/28/22	* at Tulsa		9:52	0-1	0-1	0-0	0-1	1	0	0	0	0	0	0
12/31/22	* UCF		DNP – Unavailable											
1/5/23	* SMU		DNP – Unavailable											
1/8/23	* at Cincinnati		DNP – Unavailable											
1/11/23	* SOUTH FLORIDA		DNP – Unavailable											
1/17/23	* at Tulane		DNP – Unavailable											
1/22/23	* TEMPLE		DNP – Unavailable											
1/25/23	* at UCF		DNP – Coach's Decision											
1/28/23	* CINCINNATI		DNP – Coach's Decision											
2/2/23	* at Wichita State		DNP – Coach's Decision											
2/5/23	* at Temple		DNP – Coach's Decision											
2/8/23	* TULSA		DNP – Coach's Decision											
2/16/23	* at SMU		DNP – Coach's Decision											
2/19/23	* MEMPHIS		DNP – Coach's Decision											
2/22/23	* TULANE		DNP – Coach's Decision											
2/25/23	* at East Carolina		DNP – Coach's Decision											
3/2/23	* WICHITA STATE		DNP – Coach's Decision											
3/5/23	* at Memphis		DNP – Coach's Decision											
3/10/23	vs. East Carolina		DNP – Coach's Decision											
3/11/23	vs. Cincinnati		DNP – Coach's Decision											
3/12/23	vs. Memphis		DNP – Coach's Decision											
3/16/23	vs. (16) Northern Kentucky		DNP – Coach's Decision											
3/18/23	vs. (9) Auburn		DNP – Coach's Decision											
3/24/23	vs. (5) Miami (Fla.)		--	--	--	--	--	--	--	--	--	--	--	--

CAREER STATISTICS

Year	W-L	GP-GS	MP	FG-FGA	Pct	3P-A	Pct	FT-FTA	Pct	Off-Def	Reb – Avg	PF-DQ	Ast	TO	Blk	Stl	Pts – Avg
2021-22	24-4	28-2	517	28-82	.341	17-62	.274	16-19	.842	22-53	75 – 2.7	46-0	14	15	3	10	89 – 3.2
2022-23	9-1	10-0	151	10-28	.357	4-15	.267	5-7	.714	7-18	25 – 2.5	16-1	4	6	0	2	29 – .9
Totals	33-5	38-2	668	38-110	.345	21-77	.273	21-26	.808	29-71	100 – 2.6	62-1	18	21	3	12	118 – 3.1

WALKER Jr.'s 2021-22 GAME-BY-GAME (24-4 • 15-3 American)

Opponent	Date	GS	Min	FG-A	3FG-A	FT-A	Off-Def	Tot	PF	A	TO	Blk	Stl	Pts
HOFFSTRA	11/9/21			DNP – Coach's Decision										
RICE	11/12/21			DNP – Injury										
rv/#25 VIRGINIA	11/16/21			DNP – Injury										
vs. Butler	11/22/21			DNP – Injury										
vs. Wisconsin	11/23/21			DNP – Injury										
vs. rv/#23 Oregon	11/24/21			DNP – Injury										
NORTHWESTERN STATE	11/30/21			DNP – Injury										
BRYANT	12/3/21			DNP – Injury										
ALCORN STATE	12/6/21			DNP – Injury										
at #9/9 Alabama	12/11/21			DNP – Injury										
LOUISIANA	12/14/21		7:09	0-3	0-2	0-0	0-0	0	1	0	0	0	0	0
vs. Oklahoma State	12/18/21		17:25	0-0	0-0	3-4	0-1	1	1	0	1	0	2	3
TEXAS STATE	12/22/21		22:39	2-4	1-3	0-0	1-4	5	1	1	0	0	0	5
* CINCINNATI	12/28/21			Postponed										
* at Temple	1/2/22	*	37:01	4-10	3-6	2-2	1-2	3	0	0	1	0	1	13
* at South Florida	1/5/22		19:11	0-4	0-4	0-0	0-1	1	1	1	1	0	0	0
* WICHITA STATE	1/8/22		12:20	1-4	1-4	2-2	0-1	1	1	1	0	0	1	5
* at Tulsa	1/15/22		30:45	1-5	0-4	0-0	0-6	6	4	1	1	0	0	2
* SOUTH FLORIDA	1/18/22	*	22:27	1-7	0-5	0-0	2-3	5	3	2	0	0	0	2
* EAST CAROLINA	1/22/22		17:01	1-2	1-2	0-0	1-5	6	4	0	0	0	0	3
* at UCF	1/29/22		9:28	1-1	0-0	0-0	0-0	0	3	0	0	0	1	2
* TULANE	2/2/22		25:21	4-9	1-6	2-2	3-1	4	2	0	1	0	0	11
* at Cincinnati	2/6/22		20:33	0-2	0-2	0-0	0-1	1	1	1	0	0	0	0
* at –/rv SMU	2/9/22		13:08	0-0	0-0	0-0	0-1	1	1	0	1	0	0	0
* MEMPHIS	2/12/22		11:04	0-1	0-1	0-0	1-0	1	0	0	0	0	0	0
* UCF	2/17/22		13:15	2-2	2-2	2-3	0-1	1	2	0	1	0	1	8
* at Wichita State	2/20/22		31:09	4-6	3-5	0-0	2-0	2	2	0	1	1	0	11
* at Tulane	2/23/22		20:02	1-4	1-4	0-0	1-4	5	1	2	0	0	0	3
* rv/rv SMU	2/27/22		22:10	0-1	0-1	0-1	2-5	7	3	0	0	0	0	0
* CINCINNATI	3/1/22		19:07	0-3	0-2	0-0	0-1	1	3	0	2	1	0	0
* TEMPLE	3/3/22		13:12	0-0	0-0	0-0	3-1	4	0	0	1	0	0	0
* at Memphis	3/6/22		12:52	0-1	0-1	0-0	1-2	3	2	1	2	0	1	0
vs. Cincinnati	3/11/22		13:06	0-0	0-0	3-3	0-1	1	2	1	0	0	0	3
vs. Tulane	3/12/22		23:19	4-7	3-4	0-0	1-5	6	1	1	1	0	1	11
vs. Memphis	3/13/22		19:40	0-2	0-2	0-0	1-0	1	0	0	1	0	0	0
vs. UAB	3/18/22		16:28	0-1	0-1	2-2	2-4	6	3	2	0	0	1	2
vs. #19/16 Illinois	3/20/22		11:55	0-0	0-0	0-0	0-0	0	1	0	0	0	0	0
vs. #2/2 Arizona	3/24/22		26:30	2-3	1-2	0-0	0-3	3	2	0	0	1	1	5
vs. #6/5 Villanova	3/26/22		8:45	0-0	0-0	0-0	0-0	0	1	0	0	0	0	0



#24 MYLIK WILSON

Guard

6-2 • 175 • Senior-TR

Rayville, La.-Rayville HS (Texas Tech/Louisiana)

Liberal Studies

m.w.13 mylikw13

SENIOR (2022-23)

Expected to sit out as a redshirt... Has not competed in any games.

CAREER HIGHS

Points

30, at Appalachian State (1/6/20)

Field Goals Made

10, at Appalachian State (1/6/20)

Field Goal Attempts

19, at Appalachian State (1/6/20)

3-Point Field Goals Made

5, at UT Arlington (1/16/21)

5, vs. South Alabama (1/2/20)

3-Point Field Goal Attempts

9, vs. South Alabama (1/2/20)

Free Throws Made

7, at ULM (2/13/21)

7, at Arkansas State (12/18/19)

Free Throw Attempts

10, at Arkansas State (12/18/19)

Rebounds

16, at UT Arlington (1/16/21)

Offensive Rebounds

6, vs. LSU-Alexandria (12/8/20)

Defensive Rebounds

13, at UT Arlington (1/16/21)

Assists

8, vs. Coastal Carolina (3/3/20)

Steals

5, vs. New Orleans (12/15/20)

5, vs. Coastal Carolina (3/3/20)

Blocked Shots

3, vs. Kansas State (2/28/22)

3, vs. ULM (2/11/21)

Minutes Played

40, vs. South Alabama (3/6/21)

40, at Appalachian State (1/6/20)

Accomplished prior to Houston 2019-21 – Louisiana | 2021-22 Texas Tech

2022-23 GAME-BY-GAME STATISTICS (0-0 • 0-0 American)

Date	Opponent	GS	Min	FG-A	3FG-FGA	FT-FTA	OR-DR	Tot	PF	A	TO	Blk	Stl	Pts
11/7/22	NORTHERN COLORADO			DNP – Coach's Decision										
11/11/22	vs. Saint Joseph's			DNP – Coach's Decision										
11/14/22	ORAL ROBERTS			DNP – Coach's Decision										
11/16/22	TEXAS SOUTHERN			DNP – Coach's Decision										
11/20/22	at rv/rv Oregon			DNP – Coach's Decision										
11/26/22	KENT STATE			DNP – Coach's Decision										
11/29/22	NORFOLK STATE			DNP – Coach's Decision										
12/3/22	vs. –/rv Saint Mary's (Calif.)			DNP – Coach's Decision										
12/6/22	NORTH FLORIDA			DNP – Coach's Decision										
12/10/22	#8/10 ALABAMA			DNP – Coach's Decision										
12/13/22	NORTH CAROLINA A&T			DNP – Coach's Decision										
12/17/22	at #2/2 Virginia			DNP – Coach's Decision										
12/21/22	MCNEESE			DNP – Coach's Decision										
12/28/22	* at Tulsa			DNP – Coach's Decision										
12/31/22	* UCF			DNP – Coach's Decision										
1/5/23	* SMU			DNP – Coach's Decision										
1/8/23	* at Cincinnati			DNP – Coach's Decision										
1/11/23	* SOUTH FLORIDA			DNP – Coach's Decision										
1/17/23	* at Tulane			DNP – Coach's Decision										
1/22/23	* TEMPLE			DNP – Coach's Decision										
1/25/23	* at UCF			DNP – Coach's Decision										
1/28/23	* CINCINNATI			DNP – Coach's Decision										
2/2/23	* at Wichita State			DNP – Coach's Decision										
2/5/23	* at Temple			DNP – Coach's Decision										
2/8/23	* TULSA			DNP – Coach's Decision										
2/16/23	* at SMU			DNP – Coach's Decision										
2/19/23	* MEMPHIS			DNP – Coach's Decision										
2/22/23	* TULANE			DNP – Coach's Decision										
2/25/23	* at East Carolina			DNP – Coach's Decision										
3/2/23	* WICHITA STATE			DNP – Coach's Decision										
3/5/23	* at Memphis			DNP – Coach's Decision										
3/10/23	vs. (9) East Carolina			DNP – Coach's Decision										
3/11/23	vs. (4) Cincinnati			DNP – Coach's Decision										
3/12/23	vs. (2) Memphis			DNP – Coach's Decision										
3/16/23	vs. (16) Northern Kentucky	--	--	--	--	--	--	--	--	--	--	--	--	--
3/18/23	vs. (9) Auburn	--	--	--	--	--	--	--	--	--	--	--	--	--
3/24/23	vs. (5) Miami (Fla.)	--	--	--	--	--	--	--	--	--	--	--	--	--

CAREER STATISTICS

Year	W-L	GP-GS	MP	FG-FGA	Pct	3P-A	Pct	FT-FTA	Pct	Off-Def	Reb – Avg	PF-DQ	Ast	TO	Blk	Stl	Pts – Avg
2019-20 (at UL)	14-15	29-24	991	128-270	.474	7-21	.333	48-68	.706	34-132	166 – 5.7	79-0	85	82	18	68	333 – 11.5
2020-21 (at UL)	17-9	26-26	877	132-301	.439	13-53	.245	59-81	.728	32-111	143 – 5.5	66-1	83	56	25	52	336 12.9
2021-22 (at TTU)	24-8	32-5	487	31-71	.437	2-12	.167	17-27	.630	9-45	54 – 1.7	26-0	53	27	17	38	81 – 2.5
2022-23	0-0	0-0	0	0-0	.000	0-0	.000	0-0	.000	0-0	0 – 0.0	0-0	0	0	0	0	0 – 0.0
UH Totals	0-0	0-0	0	0-0	.000	0-0	.000	0-0	.000	0-0	0 – 0.0	0-0	0	0	0	0	0 – 0.0
UL Totals	31-24	55-50	1,868	260-571	.455	20-74	.270	107-149	.718	66-243	309 – 5.6	145-1	168	138	43	120	669 – 12.2
TTU Totals	24-8	32-5	487	31-71	.437	2-12	.167	17-27	.630	9-45	54 – 1.7	26-0	53	27	17	38	81 – 2.5
Totals	55-32	87-55	2,355	291-642	.453	22-86	.256	124-176	.705	75-288	363 – 4.2	171-1	221	165	60	158	750 – 8.6

WILSON'S 2021-22 GAME-BY-GAME (24-8 • 12-5 Big 12 at Texas Tech)

Table with columns: Opponent, GS, Min, FG-A, 3FG-A, FT-A, O-D-T, PF, A, TO, Blk, Stl, Pts. Rows include opponents like NORTH FLORIDA, GRAMBLING STATE, PRAIRIE VIEW A&M, OMAHA, LAMAR, ARKANSAS STATE, EASTERN WASHINGTON, ALABAMA STATE, KANSAS, OKLAHOMA STATE, IOWA STATE, WEST VIRGINIA, MISSISSIPPI STATE, TEXAS, TCU, BAYLOR, OKLAHOMA, KANSAS STATE, LOYOLA (N.O.), McNEESE, YOUNGSTOWN STATE, SOUTHEASTERN LA., LOUISIANA TECH, LITTLE ROCK, UCSANTA BARBARA, SOUTH ALABAMA, TROY, UT ARLINGTON, TEXAS STATE, ULM, GEORGIA STATE, GEORGIA SOUTHERN, COASTAL CAROLINA, ARKANSAS STATE.

WILSON'S 2020-21 GAME-BY-GAME (17-9 • 10-7 Sun Belt at Louisiana)

Table with columns: Opponent, GS, Min, FG-A, 3FG-A, FT-A, O-D-T, PF, A, TO, Blk, Stl, Pts. Rows include opponents like vs. Baylor, vs. New Orleans, LSU-SHREVEPORT, LSU-ALEXANDRIA, LOUISIANA TECH, NEW ORLEANS, McNEESE, TEXAS STATE, LITTLE ROCK, ARKANSAS STATE, UT ARLINGTON, ARKANSAS STATE, TEXAS STATE, Arkansas State, Arkansas State, ULM, UT ARLINGTON, Little Rock, Little Rock, vs. South Alabama, vs. Georgia State.

WILSON'S 2019-20 GAME-BY-GAME (14-15 • 8-8 Sun Belt at Louisiana)

Table with columns: Opponent, GS, Min, FG-A, 3FG-A, FT-A, O-D-T, PF, A, TO, Blk, Stl, Pts. Rows include opponents like LOYOLA (N.O.), McNEESE, YOUNGSTOWN STATE, SOUTHEASTERN LA., LOUISIANA TECH, LITTLE ROCK, UCSANTA BARBARA, SOUTH ALABAMA, TROY, UT ARLINGTON, TEXAS STATE, ULM, GEORGIA STATE, GEORGIA SOUTHERN, COASTAL CAROLINA, ARKANSAS STATE, vs. Georgia State, vs. Georgia Southern.

THE LAST TIME...

Attempted 30+ free throws
 UH: 32, vs. South Florida (1/11/23) (W, 83-77)
 Opp: 32, vs. #8/10 Alabama (12/10/22) (L, 65-71)

Attempted 10 or fewer free throws
 UH: 6, vs. Tulsa (2/8/23) (W, 80-42)
 Opp: 5, vs. McNeese (12/21/22) (W, 83-44)

Attempted 5 or fewer free throws
 UH: 4, at Cincinnati (1/8/23) (W, 72-59)
 Opp: 5, vs. McNeese (12/21/22) (W, 83-44)

Attempted 3 or fewer free throws
 UH: 2, at Oklahoma State (12/8/18) (W, 63-53)
 Opp: 2, vs. TCU (2/1/85) (L, 80-85)

Attempted 2 or fewer free throws
 UH: 2, at Oklahoma State (12/8/18) (W, 63-53)
 Opp: 2, vs. TCU (2/1/85) (L, 80-85)

Attempted 1 or fewer free throws
 UH: 1, vs. SMU (2/16/11) (L, 51-65)
 Opp: Has not happened

Free Throw Percentage
Shot 100 percent from FT line
 UH: 100.0 (4-4), at Cincinnati (1/8/23) (W, 72-59)
 Opp: 100.0 (15-15), vs. #6/5 Villanova, NCAA Tournament Elite Eight (3/26/22) (L, 44-50)

Shot 90 percent or higher from FT line
 UH: 90.0 (9-10), vs. Northern Kentucky, NCAA Tournament First Round (3/16/23) (W, 63-52)
 Opp: 90.0 (9-10), vs. Northern Kentucky, NCAA Tournament First Round (3/16/23) (W, 63-52)

Shot 80 percent or higher from FT line
 UH: 90.0 (9-10), vs. Northern Kentucky, NCAA Tournament First Round (3/16/23) (W, 63-52)
 Opp: 90.0 (9-10), vs. Northern Kentucky, NCAA Tournament First Round (3/16/23) (W, 63-52)

Shot 70 percent or higher from FT line
 UH: 90.0 (9-10), vs. Northern Kentucky, NCAA Tournament First Round (3/16/23) (W, 63-52)
 Opp: 90.0 (9-10), vs. Northern Kentucky, NCAA Tournament First Round (3/16/23) (W, 63-52)

Shot 60 percent or higher from FT line
 UH: 90.0 (9-10), vs. Northern Kentucky, NCAA Tournament First Round (3/16/23) (W, 63-52)
 Opp: 90.0 (9-10), vs. Northern Kentucky, NCAA Tournament First Round (3/16/23) (W, 63-52)

Shot 50 percent or less from FT line
 UH: 50.0 (5-10), vs. McNeese (12/21/22) (W, 83-44)
 Opp: 40.0 (2-5), vs. McNeese (12/21/22) (W, 83-44)

Shot 40 percent or less from FT line
 UH: 36.4 (4-11), at #8/8 Cincinnati (1/31/18) (L, 70-80)
 Opp: 40.0 (2-5), vs. McNeese (12/21/22) (W, 83-44)

Rebounds

Had 60+ Rebounds
 UH: 62, vs. Morgan State (11/22/14) (W, 72-57)
 Opp: 65, vs. Georgetown (St. Petersburg, Fla.) (12/29/90) (L, 51-63)

Had 50+ Rebounds
 UH: 53, vs. Tulsa (2/8/23) (W, 80-42)
 Opp: 51, vs. UConn (2/1/15) (W, 70-68)

Had 40+ Rebounds
 UH: 42, vs. Northern Kentucky, NCAA Tournament First Round (3/16/23) (W, 63-52)
 Opp: 42, vs. East Carolina, The American Championship Quarterfinals, (3/10/23) (W, 60-46)

Had 30+ Rebounds
 UH: 42, vs. Northern Kentucky, NCAA Tournament First Round (3/16/23) (W, 63-52)
 Opp: 33, vs. Northern Kentucky, NCAA Tournament First Round (3/16/23) (W, 63-52)

Had 20 or fewer Rebounds
 UH: 18, vs. Southeastern Louisiana (12/18/04) (W, 68-61)
 Opp: 19, at ECU (2/27/19) (W, 99-65)

Assists

Recorded 35+ assists
 UH: 35, vs. SMU (1/8/83) (W, 105-71)
 Opp: Has not happened

Recorded 30+ assists
 UH: 31, vs. ECU (2/25/18) (W, 109-58)
 Opp: 30, at Charlotte (12/28/98) (L, 75-105)

Recorded 25+ assists
 UH: 26, vs. Norfolk State (11/29/22) (W, 100-52)
 Opp: 25, at rv/rv SMU (1/21/17) (L, 64-85)

Recorded 20+ assists
 UH: 22, vs. Tulane (2/22/23) (W, 89-59)
 Opp: 23, vs. #3/3 Baylor, NCAA Tournament Final Four (4/4/21) (L, 59-78)

Recorded 15+ assists
 UH: 15, vs. Cincinnati, The American Championship Semifinals (3/11/23) (W, 69-48)
 Opp: 15, at SMU (2/16/23) (W, 80-65)

Recorded 10+ assists
 UH: 13, vs. Northern Kentucky, NCAA Tournament First Round (3/16/23) (W, 63-52)
 Opp: 11, vs. Memphis, The American Championship Title Game (3/12/23) (L, 65-75)

Recorded 5 or fewer assists
 UH: 3, vs. East Carolina (1/22/22) (W, 79-36)
 Opp: 3, vs. Saint Joseph's, Veterans Classic (11/11/22) (W, 81-55)

Recorded 3 or fewer assists
 UH: 3, vs. Boise State (11/27/20) (W, 68-58)
 Opp: 3, vs. Saint Joseph's, Veterans Classic (11/11/22) (W, 81-55)

Blocked Shots

Recorded 15+ blocks
 UH: 15, vs. #13 Villanova (3/27/83), NCAA Tournament Midwest Regional championship (W, 89-71)
 Opp: Has not happened

Recorded 10+ blocks
 UH: 11, vs. UTEP (12/19/19) (W, 77-57)
 Opp: 10, at Cincinnati (2/1/20) (L, 62-64)

Recorded 5+ blocks
 UH: 7, vs. East Carolina, The American Championship Quarterfinals, (3/10/23) (W, 60-46)
 Opp: 7, at UCF (1/25/23) (W, 82-71)

Recorded 0 blocks
 UH: 0, at Tulane (2/23/22) (W, 81-67)
 Opp: 0, vs. Wichita State (3/2/23) (W, 83-66)

Steals

Recorded 20+ steals
 UH: 22, vs. McNeese State (12/31/05) (W, 78-67)
 Opp: 21, vs. Texas (1/29/94 L, 78-110)

Recorded 15+ steals
 UH: 16, vs. Tulane (2/22/23) (W, 89-59)
 Opp: 18, vs. Arkansas-Pine Bluff, Continental Tire Las Vegas Classic Regional Round (12/17/14) (L, 56-61 OT)

Recorded 10+ steals
 UH: 10, vs. East Carolina, The American Championship Quarterfinals, (3/10/23) (W, 60-46)
 Opp: 12, vs. North Carolina A&T, Coaches vs. Racism HBCU Roundball Classic (12/13/22) (W, 74-46)

Recorded 5+ steals
 UH: 5, vs. Memphis, The American Championship Title Game (3/12/23) (L, 65-75)
 Opp: 8, vs. Cincinnati, The American Championship Semifinals (3/11/23) (W, 69-48)

Turnovers

Recorded 30+ turnovers
 UH: NA
 Opp: 30, vs. Louisiana College (11/19/12) (W, 106-59)

Recorded 25+ turnovers
 UH: 26, vs. Nicholls (11/12/10) (W, 63-62 OT)
 Opp: 30, vs. Louisiana College (11/19/12) (W, 106-59)

Recorded 20+ turnovers
 UH: 23, vs. Kent State (11/26/22) (W, 49-44)
 Opp: 20, vs. Wichita State (3/2/23) (W, 83-66)

Recorded 15+ turnovers
 UH: 17, vs. North Carolina A&T, Coaches vs. Racism HBCU Roundball Classic (12/13/22) (W, 74-46)
 Opp: 17, vs. East Carolina, The American Championship Quarterfinals, (3/10/23) (W, 60-46)

Recorded 10+ turnovers
 UH: 10, vs. Memphis, The American Championship Title Game (3/12/23) (L, 65-75)
 Opp: 11, vs. Memphis, The American Championship Title Game (3/12/23) (L, 65-75)

Recorded 5 or fewer turnovers
 UH: 5, vs. -/rv Saint Mary's (Calif.), The Battleground 2K22 (12/3/22) (W, 53-48)
 Opp: 4, at Tulane (2/23/22) (W, 81-67)

Recorded 3 or fewer turnovers
 UH: 1, vs. UConn (2/1/15) (W, 70-68)
 Opp: NA

Recorded 2 or fewer turnovers
 UH: 1, vs. UConn (2/1/15) (W, 70-68)
 Opp: NA

Fouls

Recorded 36+ fouls
 UH: 36, at Tulsa (2/16/13) (L, 92-101)
 Opp: NA

Recorded 35+ fouls
 UH: 35, vs. Wyoming, Global Sports Classic Third/ Championship Rounds (12/22/15) (W, 94-89 2OT)
 Opp: NA

Recorded 30+ fouls
 UH: 33, at USF (1/19/19) (W, 69-60)
 Opp: 30, vs. UConn (1/23/20) (W, 63-59)

Recorded 25+ fouls
 UH: 28, at #9/9 Alabama (12/11/21) (L, 82-83)
 Opp: 25, vs. Oklahoma State, Hoop Hype XL (11/30/21) (W, 72-61)

Recorded 20+ fouls
 UH: 22, vs. Cincinnati, The American Championship Semifinals (3/11/23) (W, 69-48)
 Opp: 22, vs. Memphis (2/19/23) (W, 72-64)

Recorded 15+ fouls
 UH: 19, vs. Memphis, The American Championship Title Game (3/12/23) (L, 65-75)
 Opp: 18, vs. Memphis, The American Championship Title Game (3/12/23) (L, 65-75)

Recorded 12 or fewer fouls
 UH: 12, vs. Cincinnati (1/28/23) (W, 75-69)
 Opp: 12, vs. Northern Kentucky, NCAA Tournament First Round (3/16/23) (W, 63-52)

Recorded 10 or fewer fouls
 UH: 4, vs. McNeese (12/21/22) (W, 83-44)
 Opp: 9, at Cincinnati (1/8/23) (W, 72-59)

Recorded 8 or fewer fouls
 UH: 4, vs. McNeese (12/21/22) (W, 83-44)
 Opp: 8, vs. Our Lady of the Lake (2/6/21) (W, 112-46)

Recorded 7 or fewer fouls
 UH: 4, vs. McNeese (12/21/22) (W, 83-44)
 Opp: 6, at UCF (2/15/15)(L, 54-56)

Recorded 6 or fewer fouls
 UH: 4, vs. McNeese (12/21/22) (W, 83-44)
 Opp: 6, at UCF (2/15/15)(L, 54-56)

THE LAST TIME...

A PLAYER...

Triple-Doubles

Recorded a triple-double

UH: DeJon Jarreau (15 pts., 10 rebs., 10 asts.), vs. Tulane, American Championship Quarterfinals (3/12/21) (W, 77-52)
Opp: Jalen James (12 pts., 13 rebs., 10 asts.), vs. San Jose State (12/7/13) (L, 68-72)

Double-Doubles

Recorded a points-rebounds double-double

UH: J'Wan Roberts (11 pts, 12 rebs), vs. Northern Kentucky, NCAA Tournament First Round (3/16/23) (W, 63-52)
J'Wan Roberts (12 pts, 20 rebs.), vs. Memphis, The American Championship Title Game (3/12/23) (L, 65-75)
Opp: DeAndre Williams (16 pts., 13 rebs.), vs. Memphis, The American Championship Title Game (3/12/23) (L, 65-75)

Recorded a points-assists double-double

UH: Jamal Shead (14 pts, 10 asts), at UCF (1/25/23) (W, 82-71)
Opp: Davion Mitchell (12 pts, 11 asts), vs. #3/3 Baylor, NCAA Tournament Final Four (4/4/21) (L, 59-78)

Had two players record a double-double

UH: Josh Carlton (23 pts, 11 rebs), Kiyron Powell (11 pts, 10 rebs), at Wichita State (2/20/22) (W, 76-74 2OT)
Opp: KJ Lawson, (28 pts, 16 rebs), Dedric Lawson (18 pts, 10 rebs), vs. Memphis (1/19/17) (L, 67-70 OT)

Had three players record a double-double

UH: J'Wan Roberts (10 pts, 11 rebs), Kiyron Powell (11 pts, 13 rebs), Jamal Shead (20 pts, 11 asts), vs. Our Lady of the Lake (2/6/21) (W, 112-46)
Opp: NA

Recorded four straight double-doubles

UH: TaShawn Thomas (24 pts, 17 rebs, at George Mason, CBI Quarterfinals; 15 pts., 10 rebs., vs. Texas, CBI First Round, 3/20/13; 15 pts., 11 rebs., vs. UTEP, C-USA Championship Quarterfinals, 3/14/13; 16 pts, 10 rebs., vs. Rice, C-USA Championship First Round, 3/13/13)

Recorded three straight double-doubles

UH: Devonta Pollard (17 pts, 10 rebs), vs. Houston Baptist (12/16/14) (W, 83-76); (22 pts, 10 rebs), vs. Abilene Christian (12/6/14) (W, 71-59); (10 pts., 10 rebs.), vs. UT Rio Grande Valley (12/4/14) (W, 71-59)

Recorded consecutive double-doubles

UH: J'Wan Roberts (11 pts, 12 rebs), vs. Northern Kentucky, NCAA Tournament First Round (3/16/23) (W, 63-52) (12 pts, 20 rebs.), vs. Memphis, The American Championship Title Game (3/12/23) (L, 65-75)

Points Scored

Scored 60+ points

UH: 62, Elvin Hayes, vs. Valparaiso (2/24/68) (W, 158-81)
Opp: Has not happened

Scored 55+ points

UH: 62, Elvin Hayes, vs. Valparaiso (2/24/68) (W, 158-81)
Opp: Has not happened

Scored 50+ points

UH: 52, Robert McKiver, vs. Southern Miss (2/27/08)
Opp: 50, Ron Schlieman, North Dakota State (12/7/67)

Scored 45+ points

UH: 52, Robert McKiver, vs. Southern Miss (2/27/08)
Opp: 50, Ron Schlieman, vs. North Dakota State (12/7/67)

Scored 40+ points

UH: 52, Robert McKiver, vs. Southern Miss (2/27/08)
Opp: 42, Russ Smith, #5/5 Louisville, American Championship Semifinals (3/14/14) (L, 65-94)

Scored 35+ points

UH: 39, Rob Gray, vs. San Diego State, NCAA Tournament First Round, (3/16/18) (W, 67-65)
Opp: 42, Russ Smith, #5/5 Louisville, American Championship Semifinals (3/14/14) (L, 65-94)

Scored 30+ points

UH: 30, Marcus Sasser, vs. East Carolina, The American Championship Quarterfinals, (3/10/23) (W, 60-46)
Opp: 31, Kendrick Davis, vs. Memphis, The American Championship Title Game (3/12/23) (L, 65-75)

Scored 25+ points

UH: 30, Marcus Sasser, vs. East Carolina, The American Championship Quarterfinals, (3/10/23) (W, 60-46)
Opp: 31, Kendrick Davis, vs. Memphis, The American Championship Title Game (3/12/23) (L, 65-75)

Scored 20+ points

UH: 30, Marcus Sasser, vs. East Carolina, The American Championship Quarterfinals, (3/10/23) (W, 60-46)
Opp: 31, Kendrick Davis, vs. Memphis, The American Championship Title Game (3/12/23) (L, 65-75)

Scored 20+ points in first half

UH: 20, Fabian White Jr., vs. Cincinnati (3/1/22) (W, 71-53)
Opp: 20, Kendrick Davis, vs. Memphis, The American Championship Title Game (3/12/23) (L, 65-75)

30-Point Game Streaks

Scored 30+ points in 3+ straight games

UH: 3, Aubrey Coleman (37, vs. Marshall, 1/30/10; 32, at Memphis, 1/23/10; 30, vs. UCF, 1/20/10)

Scored 30+ points in 2+ straight games

UH: 2, Damyean Dotson, 32, at Tulane (2/8/17) (W, 91-62); 31, vs. UCF (2/1/17) (W, 82-64)

20-Point Game Streaks

Scored 20+ points in 8+ straight games

UH: 11, Aubrey Coleman
29, at WKU (2/9/10) (W, 74-72)
22, vs. Southern Miss (2/6/10) (L, 55-57)
23, at UTEP (2/3/10) (L, 58-65)
37, vs. Marshall (1/30/10) (W, 81-66)
32, at Memphis (1/23/10) (L, 77-92)
30, vs. UCF (1/20/10) (L, 71-78)
25, at East Carolina (1/16/10) (W, 74-55)
22, vs. UTEP (1/13/10) (W, 75-65)
25, vs. Tulsa (1/9/10) (L, 80-86)
22, at Rice (1/6/10) (W, 83-66)
28, at Iowa State (1/3/10) (L, 75-82, 2OT)

Scored 20+ points in 7+ straight games

UH: 11, Aubrey Coleman
29, at WKU (2/9/10) (W, 74-72)
22, vs. Southern Miss (2/6/10) (L, 55-57)
23, at UTEP (2/3/10) (L, 58-65)
37, vs. Marshall (1/30/10) (W, 81-66)
32, at Memphis (1/23/10) (L, 77-92)
30, vs. UCF (1/20/10) (L, 71-78)
25, at East Carolina (1/16/10) (W, 74-55)
22, vs. UTEP (1/13/10) (W, 75-65)
25, vs. Tulsa (1/9/10) (L, 80-86)
22, at Rice (1/6/10) (W, 83-66)
28, at Iowa State (1/3/10) (L, 75-82, 2OT)

Scored 20+ points in 6+ straight games

UH: 6, Marcus Sasser
22, vs. Wichita State (3/2/23) (W, 83-66)
22, at East Carolina (2/25/23) (W, 76-57)
22, vs. Tulane (2/22/23) (W, 89-59)
20, vs. Memphis (2/19/23) (W, 72-64)
20, at SMU (2/16/23) (W, 80-65)
25, vs. Tulsa (2/8/23) (W, 80-42)

Scored 20+ points in 5+ straight games

UH: 6, Marcus Sasser
22, vs. Wichita State (3/2/23) (W, 83-66)
22, at East Carolina (2/25/23) (W, 76-57)
22, vs. Tulane (2/22/23) (W, 89-59)
20, vs. Memphis (2/19/23) (W, 72-64)
20, at SMU (2/16/23) (W, 80-65)
25, vs. Tulsa (2/8/23) (W, 80-42)

Scored 20+ points in 4+ straight games

UH: 5, Marcus Sasser
22, at East Carolina (2/25/23) (W, 76-57)
22, vs. Tulane (2/22/23) (W, 89-59)
20, vs. Memphis (2/19/23) (W, 72-64)
20, at SMU (2/16/23) (W, 80-65)
25, vs. Tulsa (2/8/23) (W, 80-42)

Scored 20+ points in 3+ straight games

UH: 5, Marcus Sasser
22, at East Carolina (2/25/23) (W, 76-57)
22, vs. Tulane (2/22/23) (W, 89-59)
20, vs. Memphis (2/19/23) (W, 72-64)
20, at SMU (2/16/23) (W, 80-65)
25, vs. Tulsa (2/8/23) (W, 80-42)

Scored 20+ points in 2+ straight games

UH: 5, Marcus Sasser
22, at East Carolina (2/25/23) (W, 76-57)
22, vs. Tulane (2/22/23) (W, 89-59)
20, vs. Memphis (2/19/23) (W, 72-64)
20, at SMU (2/16/23) (W, 80-65)
25, vs. Tulsa (2/8/23) (W, 80-42)

Double-Digit Scorer

Had 7+ players score in double digits

UH: Lamar Roberson (25), Oliver Lafayette (19), Jahmar Thorpe (15), Ramon Dyer (14), Corey Bloom (13), Sergio de Randamie (11), Tristan Martin (10), vs. Florida Tech (11/22/05) (W, 131-62)
Opp: NA

Had 6+ players score in double digits

UH: Quentin Grimes (18), Tramon Mark (15), Marcus Sasser (14), Fabian White Jr. (12), Justin Gorham (10), Brison Gresham (10), vs. Cleveland State, NCAA Tournament First Round (3/19/21) (W, 87-56)
Opp: Julian Washburn (20), Jacques Streeter (13), Konner Tucker (12), McKenzie Moore (11), Cedrick Lang (10), Jalen Ragland, vs. UTEP, C-USA Championship Quarterfinals (3/14/13) (L, 69-80)

Had 5+ players score in double digits

UH: Jarace Walker (15), Marcus Sasser (15), Jamal Shead (13), Tramon Mark (13), J'Wan Roberts (10), at Wichita State (2/2/23) (W, 70-61)
Opp: Jared Butler (17), Davion Mitchell (12), Matthew Mayer (12), MaCio Teague (11), Jonathan Tchamwa Tchatchoua (11), vs. #3/3 Baylor, NCAA Tournament Final Four (4/4/21) (L, 59-78)

Had 0 players score in double digits

UH: NA
Opp: W, 77-45, vs. Alcorn State (12/6/21)

20-Point Scorers

Had 2+ 20-point scorers

UH: Jamal Shead (25), Marcus Sasser (22) vs. Wichita State (3/2/23) (W, 83-66)
Opp: Kendrick Davis (22), Marcus Weathers (20), at -rvr SMU (2/9/22) (L, 83-85)

Had 3+ 20-point scorers

UH: Cameron Tyson (32), Tramon Mark (22), Jamal Shead (20), vs. Our Lady of the Lake (2/6/21) (W, 112-46)
Opp: by Ricky Tarrant (27), Kendall Timmons (22), Josh Davis (21), vs. Tulane (2/9/13) (L, 85-88)

Field Goals Made

Made 15+ field goals

UH: 16, Aubrey Coleman, at Marshall (2/18/09) (L, 83-88)
Opp: 15, Craig Brackins, at Iowa State (12/28/08) (L, 67-71)

Made 10-14 field goals

UH: 10, Marcus Sasser, vs. Tulsa (2/8/23) (W, 80-42)
Opp: 10, Kendrick Davis, vs. Memphis, The American Championship Title Game (3/12/23) (L, 65-75)

THE LAST TIME...

Field Goal Attempts

Attempted 30+ field goals

UH: 31, Aubrey Coleman, vs. Mississippi State (12/19/09)

Opp: NA

Attempted 25-29 field goals

UH: 25, Marcus Sasser, at #9/9 Alabama (12/11/21) (L, 82-83)

Opp: 25, Jarron Cumberland, vs. #25/23 Cincinnati (2/10/19) (W, 65-58)

Attempted 20-24 field goals

UH: 20, Marcus Sasser, vs. UCF (12/31/22) (W, 71-65)

Opp: 21, Kendrick Davis, vs. Memphis, The American Championship Title Game (3/12/23) (L, 65-75)

Attempted 15-19 field goals

UH: 15, Jamal Shead, vs. Northern Kentucky, NCAA Tournament First Round (3/16/23) (W, 63-52)

Opp: 18, Kendrick Davis, at Memphis (3/5/23) (W, 67-65)

Rebounds

Recorded 30+ rebounds

UH: 37, Elvin Hayes, vs. Centenary (2/10/68)

Opp: Has not happened

Recorded 25+ rebounds

UH: 25, Hakeem Olajuwon, vs. Texas Tech (1/12/84)

Opp: 26, by Tom Owens, South Carolina (2/22/71)

Recorded 20+ rebounds

UH: 20, J'Wan Roberts, vs. Memphis, The American Championship Title Game (3/12/23) (L, 65-75)

Opp: 20, Adrick McKinney, at TCU (12/4/12) (W, 54-48)

Recorded 15+ rebounds

UH: 20, J'Wan Roberts, vs. Memphis, The American Championship Title Game (3/12/23) (L, 65-75)

Opp: 19, Ezra Ausar, vs. East Carolina, The American Championship Quarterfinals, (3/10/23) (W, 60-46)

Recorded 10+ rebounds

UH: 12, J'Wan Roberts, vs. Northern Kentucky, NCAA Tournament First Round (3/16/23) (W, 63-52)

Opp: 14, vs. Northern Kentucky, NCAA Tournament First Round (3/16/23) (W, 63-52)

Rebounding Streaks

Recorded 10+ rebounds in 15+ straight games

UH: 15, Hakeem Olajuwon,

1982-83

13, vs. Villanova (3/27/83) (W, 89-71)

22, vs. Louisville (4/2/83) (W, 94-81)

18, vs. NC State (4/4/83) (L, 52-54)

1983-84

13, vs. NC State (11/19/83) (L, 64-76)

15, Kansas (11/26/83) (W, 91-76)

11, at Mississippi State (11/30/83) (W, 68-62)

18, Biscayne (12/3/83) (W, 69-51)

10, at LSU (12/6/83) (W, 100-91)

13, St. Mary's (Texas) (12/10/83) (W, 71-55)

10, Stetson (12/16/83) (W, 92-71)

17, Princeton (12/17/83) (W, 65-40)

11, Texas Lutheran (12/19/83) (W, 129-65)

13, at UC Santa Barbara (12/21/83) (W, 89-79)

13, vs. Louisville (12/25/83) (W, 76-73)

17, vs. Fresno State (12/26/83) (L, 61-68)

Recorded 10+ rebounds in 14+ straight games

UH: 15, Hakeem Olajuwon,

1982-83

13, vs. Villanova (3/27/83) (W, 89-71)

22, vs. Louisville (4/2/83) (W, 94-81)

18, vs. NC State (4/4/83) (L, 52-54)

1983-84

13, vs. NC State (11/19/83) (L, 64-76)

15, Kansas (11/26/83) (W, 91-76)

11, at Mississippi State (11/30/83) (W, 68-62)

18, Biscayne (12/3/83) (W, 69-51)

10, at LSU (12/6/83) (W, 100-91)

13, St. Mary's (Texas) (12/10/83) (W, 71-55)

10, Stetson (12/16/83) (W, 92-71)

17, Princeton (12/17/83) (W, 65-40)

11, Texas Lutheran (12/19/83) (W, 129-65)

13, at UC Santa Barbara (12/21/83) (W, 89-79)

13, vs. Louisville (12/25/83) (W, 76-73)

17, vs. Fresno State (12/26/83) (L, 61-68)

Recorded 10+ rebounds in 13+ straight games

UH: 15, Hakeem Olajuwon,

1982-83

13, vs. Villanova (3/27/83) (W, 89-71)

22, vs. Louisville (4/2/83) (W, 94-81)

18, vs. NC State (4/4/83) (L, 52-54)

1983-84

13, vs. NC State (11/19/83) (L, 64-76)

15, Kansas (11/26/83) (W, 91-76)

11, at Mississippi State (11/30/83) (W, 68-62)

18, Biscayne (12/3/83) (W, 69-51)

10, at LSU (12/6/83) (W, 100-91)

13, St. Mary's (Texas) (12/10/83) (W, 71-55)

10, Stetson (12/16/83) (W, 92-71)

17, Princeton (12/17/83) (W, 65-40)

11, Texas Lutheran (12/19/83) (W, 129-65)

13, at UC Santa Barbara (12/21/83) (W, 89-79)

13, vs. Louisville (12/25/83) (W, 76-73)

17, vs. Fresno State (12/26/83) (L, 61-68)

Recorded 10+ rebounds in 12+ straight games

UH: 15, Hakeem Olajuwon,

1982-83

13, vs. Villanova (3/27/83) (W, 89-71)

22, vs. Louisville (4/2/83) (W, 94-81)

18, vs. NC State (4/4/83) (L, 52-54)

1983-84

13, vs. NC State (11/19/83) (L, 64-76)

15, Kansas (11/26/83) (W, 91-76)

11, at Mississippi State (11/30/83) (W, 68-62)

18, Biscayne (12/3/83) (W, 69-51)

10, at LSU (12/6/83) (W, 100-91)

13, St. Mary's (Texas) (12/10/83) (W, 71-55)

10, Stetson (12/16/83) (W, 92-71)

17, Princeton (12/17/83) (W, 65-40)

11, Texas Lutheran (12/19/83) (W, 129-65)

13, at UC Santa Barbara (12/21/83) (W, 89-79)

13, vs. Louisville (12/25/83) (W, 76-73)

17, vs. Fresno State (12/26/83) (L, 61-68)

Recorded 10+ rebounds in 11+ straight games

UH: 15, Hakeem Olajuwon,

1982-83

13, vs. Villanova (3/27/83) (W, 89-71)

22, vs. Louisville (4/2/83) (W, 94-81)

18, vs. NC State (4/4/83) (L, 52-54)

1983-84

13, vs. NC State (11/19/83) (L, 64-76)

15, Kansas (11/26/83) (W, 91-76)

11, at Mississippi State (11/30/83) (W, 68-62)

18, Biscayne (12/3/83) (W, 69-51)

10, at LSU (12/6/83) (W, 100-91)

13, St. Mary's (Texas) (12/10/83) (W, 71-55)

10, Stetson (12/16/83) (W, 92-71)

17, Princeton (12/17/83) (W, 65-40)

11, Texas Lutheran (12/19/83) (W, 129-65)

1983-84

13, vs. NC State (11/19/83) (L, 64-76)

15, Kansas (11/26/83) (W, 91-76)

11, at Mississippi State (11/30/83) (W, 68-62)

18, Biscayne (12/3/83) (W, 69-51)

10, at LSU (12/6/83) (W, 100-91)

13, St. Mary's (Texas) (12/10/83) (W, 71-55)

10, Stetson (12/16/83) (W, 92-71)

17, Princeton (12/17/83) (W, 65-40)

11, Texas Lutheran (12/19/83) (W, 129-65)

13, at UC Santa Barbara (12/21/83) (W, 89-79)

13, vs. Louisville (12/25/83) (W, 76-73)

17, vs. Fresno State (12/26/83) (L, 61-68)

Recorded 10+ rebounds in 10+ straight games

UH: 15, Hakeem Olajuwon,

1982-83

13, vs. Villanova (3/27/83) (W, 89-71)

22, vs. Louisville (4/2/83) (W, 94-81)

18, vs. NC State (4/4/83) (L, 52-54)

1983-84

13, vs. NC State (11/19/83) (L, 64-76)

15, Kansas (11/26/83) (W, 91-76)

11, at Mississippi State (11/30/83) (W, 68-62)

18, Biscayne (12/3/83) (W, 69-51)

10, at LSU (12/6/83) (W, 100-91)

13, St. Mary's (Texas) (12/10/83) (W, 71-55)

10, Stetson (12/16/83) (W, 92-71)

17, Princeton (12/17/83) (W, 65-40)

11, Texas Lutheran (12/19/83) (W, 129-65)

13, at UC Santa Barbara (12/21/83) (W, 89-79)

13, vs. Louisville (12/25/83) (W, 76-73)

17, vs. Fresno State (12/26/83) (L, 61-68)

Recorded 10+ rebounds in 9+ straight games

UH: 9, Justin Gorham,

11, at ECU (2/3/21) (L, 73-82)

17, vs. SMU (1/31/21) (W, 70-48)

15, at Tulane (1/28/21) (W, 83-60)

10, at Temple (1/23/21) (W, 68-51)

11, vs. Tulsa (1/17/21) (W, 86-59)

10, vs. UCF (1/17/21) (W, 75-58)

11, vs. Tulane (1/9/21) (W, 71-50)

10, vs. Wichita State (1/6/21) (W, 70-63)

19, at rv/rv SMU (1/3/21) (W, 74-60)

Recorded 10+ rebounds in 8+ straight games

UH: 9, Justin Gorham,

11, at ECU (2/3/21) (L, 73-82)

17, vs. SMU (1/31/21) (W, 70-48)

15, at Tulane (1/28/21) (W, 83-60)

10, at Temple (1/23/21) (W, 68-51)

11, vs. Tulsa (1/17/21) (W, 86-59)

10, vs. UCF (1/17/21) (W, 75-58)

11, vs. Tulane (1/9/21) (W, 71-50)

10, vs. Wichita State (1/6/21) (W, 70-63)

19, at rv/rv SMU (1/3/21) (W, 74-60)

Recorded 10+ rebounds in 7+ straight games

UH: 9, Justin Gorham,

11, at ECU (2/3/21) (L, 73-82)

17, vs. SMU (1/31/21) (W, 70-48)

15, at Tulane (1/28/21) (W, 83-60)

10, at Temple (1/23/21) (W, 68-51)

11, vs. Tulsa (1/17/21) (W, 86-59)

10, vs. UCF (1/17/21) (W, 75-58)

11, vs. Tulane (1/9/21) (W, 71-50)

10, vs. Wichita State (1/6/21) (W, 70-63)

19, at rv/rv SMU (1/3/21) (W, 74-60)

Recorded 10+ rebounds in 6 straight games

UH: 9, Justin Gorham,

11, at ECU (2/3/21) (L, 73-82)

17, vs. SMU (1/31/21) (W, 70-48)

15, at Tulane (1/28/21) (W, 83-60)

10, at Temple (1/23/21) (W, 68-51)

11, vs. Tulsa (1/17/21) (W, 86-59)

10, vs. UCF (1/17/21) (W, 75-58)

11, vs. Tulane (1/9/21) (W, 71-50)

10, vs. Wichita State (1/6/21) (W, 70-63)

19, at rv/rv SMU (1/3/21) (W, 74-60)

Recorded 10+ rebounds in 5 straight games

UH: 9, Justin Gorham,

11, at ECU (2/3/21) (L, 73-82)

17, vs. SMU (1/31/21) (W, 70-48)

15, at Tulane (1/28/21) (W, 83-60)

10, at Temple (1/23/21) (W, 68-51)

THE LAST TIME...

Scoring & Rebounding

Recorded 30+ pts/10+ rebs.

UH: Josh Carlton (30 pts., 11 rebs.), at South Florida (1/5/22) (W, 83-66)
Opp: Steven Pledger (31 pts., 10 rebs.) vs. Oklahoma (12/17/11) (L, 74-79) (played in Little Rock, Ark.)

Recorded 20+ pts/20+ rebs.

UH: TaShawn Thomas (21 pts., 20 rebs.), vs. Florida A&M (11/9/12)
Opp: Kurt Thomas, TCU (26 pts., 20 rebs.) (3/9/95)

Recorded 20+ pts/15+ rebs.

UH: Nate Hinton (20 pts., 16 rebs.), vs. UCF (1/3/20) (W, 78-63)
Opp: Jayden Gardner (21 pts., 15 rebs.), at ECU (2/3/21) (L, 73-82)

3-Point Field Goals Made

Made 10+ 3-pointers

UH: 10, Cameron Tyson, vs. Our Lady of the Lake (2/6/21) (W, 112-46)
Opp: 11, by Dennis Scott, Georgia Tech (12/28/88)

Made 9+ 3-pointers

UH: 9, Cameron Tyson, at Tulane (1/28/21) (W, 83-60)
Opp: 11, by Dennis Scott, Georgia Tech (12/28/88)

Made 8+ 3-pointers

UH: 8, Quentin Grimes, vs. WKU (2/25/21) (W, 81-57)
Opp: 8, Nic Moore, at rv/rv SMU (1/24/15) (L, 59-80)

Made 7+ 3-pointers

UH: 7, Marcus Sasser, at Tulane (1/17/23) (W, 80-60)
Opp: 8, Nic Moore, at rv/rv SMU (1/24/15) (L, 59-80)

Made 6+ 3-pointers

UH: 7, Marcus Sasser, at Tulane (1/17/23) (W, 80-60)
Opp: 6, Landers Nolley II, vs. Cincinnati (1/28/23) (W, 75-69)

3-Point Field Goals Attempts

Attempted 15+ three-pointers

UH: 12, Kyler Edwards, vs. #19/16 Illinois, NCAA Tournament Second Round (3/20/22) (W, 68-53)
Opp: 15, Omar Silverio, vs. Hofstra (11/9/21) (W, 83-75 OT)

Attempted 11+ three-pointers

UH: 13, Marcus Sasser, at Tulane (1/17/23) (W, 80-60)
Opp: 11, Jaylen Forbes, at Tulane (1/17/23) (W, 80-60)

Attempted 8-10 three-pointers

UH: 9, Jamal Shead, vs. Memphis, The American Championship Title Game (3/12/23) (L, 65-75)
Opp: 8, Trey Robinson, Sam Vinson, Marques Warrick, vs. Northern Kentucky, NCAA Tournament First Round (3/16/23) (W, 62-53)

Attempted 7 three-pointers

UH: 7, Jamal Shead, at Memphis (3/5/23) (W, 67-65)
Opp: 7, Quentin Diboundje, vs. East Carolina, The American Championship Quarterfinals, (3/10/23) (W, 60-46)

Free Throws Made

Made 15+ free throws
UH: 17, Kelvin Lewis, at UTEP (1/14/09)
Opp: 16, Josh Adams, vs. Wyoming, Global Sports Classic Championship Round (12/22/15) (W, 94-89 2OT)

Made 10+ free throws

UH: 11, Marcus Sasser, vs. South Florida (1/11/23) (W, 83-77)
Opp: 11, Kendrick Davis, at Memphis (3/5/23) (W, 67-65)

Free Throws Attempts

Attempted 20+ free throws

UH: 20, Alandise Harris, vs. Marshall (2/1/11) (L, 62-63)
Opp: 20, Jerrid Bayless, vs. Arizona (1/12/08) (L, 71-85)

Attempted 15+ free throws

UH: 15, Quentin Grimes, vs. South Carolina (12/5/20) (W, 77-67)
Opp: 19, Josh Adams, vs. Wyoming, Global Sports Classic Championship Round (12/22/15) (W, 94-89, 2OT)

Attempted 10+ free throws

UH: 10, Jamal Shead, vs. Memphis, The American Championship Title Game (3/12/23) (L, 65-75)
Opp: 12, Kendrick Davis, at Memphis (3/5/23) (W, 67-65)

Assists

Recorded 15+ assists
UH: 15, Randy Brown, vs. Fordham (3/17/88)
Opp: 17, by Sean Colson, Charlotte (2/8/97)

Recorded 10+ assists

UH: 12, Jamal Shead, vs. Tulsa (2/8/23) (W, 80-42)
Opp: 8, Jahvon Quinerly, at #9/9 Alabama (12/11/21) (L, 82-83)

Recorded 5+ assists

UH: 9, vs. Cincinnati, The American Championship Semifinals (3/11/23) (W, 69-48)
Opp: 6, Jamal Shead, vs. Northern Kentucky, NCAA Tournament First Round (3/16/23) (W, 62-53)

Blocked Shots

Recorded 15+ blocks
UH: 15, Hakeem Olajuwon, vs. Biscayne (12/3/83)
Opp: Has not happened

Recorded 10+ blocks

UH: 10, Bo Outlaw, vs. Texas A&M (2/17/93)
Opp: 10, by Gerrick Morris, USF (2/21/04)

Recorded 5+ blocks

UH: 5, J'Wan Roberts, vs. #8/10 Alabama (12/10/22) (L, 65-71)
Opp: 5, Morris Udeze, at Wichita State (2/18/21) (L, 63-68)

Steals

Recorded 10+ steals
UH: 11, Clyde Drexler, vs. Syracuse (12/11/82)
Opp: 10, by B.J. Tyler, Texas (1/29/94)

Recorded 5+ steals

UH: 5, Marcus Sasser, at Cincinnati (1/8/23) (W, 72-59)
Opp: 5, Tyrese Elliott, vs. North Carolina A&T, Coaches vs. Racism HBCU Roundball Classic (12/13/22) (W, 74-46)

Turnovers

Recorded 11+ turnovers
UH: NA
Opp: 12, Dawan Robinson, vs. Rhode Island (12/27/05) (W, 67-41)

Recorded 10+ turnovers

UH: 10, Andre Owens, at UAB (2/22/03) (L, 52-80)
Opp: 10, Jeremy Wise, vs. Southern Miss (2/27/08) (W, 95-67)

Recorded 8+ turnovers

UH: 9, Jonathon Simmons, vs. Tulsa (1/4/12) (W, 70-69, OT)
Opp: 8, David Collins, at USF (1/19/19) (W, 69-60)

Recorded 5+ turnovers

UH: 6, Jamal Shead, vs. Northern Kentucky, NCAA Tournament First Round (3/16/23) (W, 62-53)
Opp: 5, Ezra Ausar, vs. East Carolina, The American Championship Quarterfinals, (3/10/23) (W, 60-46)

Minutes Played

Played every minute (regulation)

UH: 40:00, Taze Moore, at -rv SMU (2/9/22) (L, 83-85)
Opp: 40:00, Jaron Pierre Jr., vs. Wichita State (3/2/23) (W, 83-66)

Two players played every minute (reg.)

UH: L.J. Rose, LeRon Barnes, at USF (2/17/15) (L, 67-69)
Opp: B.J. Tyson, Shawn Williams, vs. ECU (2/25/18) (W, 109-58)

Three players played every minute (reg.)

UH: 40, Dion Dowell, Richard Young, Robert Lee, vs. Creighton, Outrigger Hotels Rainbow Classic (12/22/06)
Opp: 40, by Brian Graham, Brian Swift, Bradley Mosley, vs. USF (2/21/04)

Played every minute (OT+)

UH: 45, LeRon Barnes, vs. UCF (1/6/15) (L, 78-79, OT)
Opp: 45, Zach Cooks, vs. Hofstra (11/9/21) (W, 83-75 OT)

Played every minute (20T+)

UH: 50, Rickie Winslow, Alvin Franklin, vs. Texas Tech (2/5/86)
Opp: 50, by Albert Thomas, Michael Strickland, vs. TCU, SWC Tournament (3/14/92)

Played every minute (30T+)

UH: 60, Clyde Drexler, at TCU (2/17/81)
Opp: 60, by Deckery Johnson, Warren Bridges, Darrell Browder, at TCU (2/17/81)

Played every minute (40T+)

UH: 60, Clyde Drexler, at TCU (2/17/81)
Opp: 60, by Deckery Johnson, Warren Bridges, Darrell Browder, at TCU (2/17/81)

Technical Fouls

Received a technical foul
UH: Kelvin Sampson, vs. Temple (1/22/23) (L, 55-56)

Marcus Sasser, at Temple (2/5/23) (W, 81-65)
Opp: Bench, at East Carolina (2/25/23) (W, 76-57)

Corey Walker Jr., vs. South Florida (1/11/23) (W, 83-77)

Fouls

Fouled out

UH: Jarace Walker, vs. Memphis, The American Championship Title Game (3/12/23) (L, 65-75)
Opp: Ludgy Debaut, vs. East Carolina, The American Championship Quarterfinals, (3/10/23) (W, 60-46)

Two players fouled out

UH: Fabian White Jr., Taze Moore, at Wichita State (2/20/22) (W, 76-74 2OT)
Opp: Nick Jourdain, Jahlil White, at Temple (1/2/22) (W, 66-61)

Three players fouled out

UH: Danrad Knowles, Kyle Meyer, Wes VanBeck, Devin Davis, vs. #19/23 SMU (2/18/17) (L, 66-76)
Opp: Christian Vital, James Bouknight, Sidney Wilson, vs. UConn (1/23/20) (W, 63-59)

Four players fouled out

UH: Danrad Knowles, Kyle Meyer, Wes VanBeck, Devin Davis, vs. #19/23 SMU (2/18/17) (L, 66-76)
Opp: NA

Ejections

Was ejected

UH: Assistant Coach Alvin Brooks, Assistant Director of Player Development Mikhail McLean, vs. rv/- Tulsa (2/19/20) (W, 76-43);

Justin Gorham, at Wichita State (2/18/21) (L, 63-68)

Opp: Shawn Williams, at ECU (2/27/19) (W, 99-65)

#3/3 HOUSTON 83, NORTHERN COLORADO 36

Nov. 7, 2022 - Fertitta Center - Houston

#3/3 HOUSTON 81, SAINT JOSEPH'S 55

Veterans Classic

Nov. 11, 2022 - Alumni Hall - Annapolis, Md.



Official Basketball Box Score - Final Northern Colo. at Houston

Game Time: 7:02 PM Game Duration: 1:51 Attendance: 7,042

Officials: Sean Casady, Michael Husted, Trent Dewes



Official Basketball Box Score - Final Houston at Saint Joseph's

Game Time: 6:08 PM Game Duration: 2:11

Officials: Pat Driscoll, Wally Rubicki, Rob Riley

Table with columns: NO. Name, Min, FG, 3P, FT, Rebounds, Fouls, TP, AS, TO, ST, Blocks, +/-, Shooting By Period. Includes player stats for Northern Colo. and Houston.

Table with columns: NO. Name, Min, FG, 3P, FT, Rebounds, Fouls, TP, AS, TO, ST, Blocks, +/-, Shooting By Period. Includes player stats for Houston and Saint Joseph's.

Table with columns: NO. Name, Min, FG, 3P, FT, Rebounds, Fouls, TP, AS, TO, ST, Blocks, +/-, Shooting By Period. Includes player stats for Houston.

Table with columns: NO. Name, Min, FG, 3P, FT, Rebounds, Fouls, TP, AS, TO, ST, Blocks, +/-, Shooting By Period. Includes player stats for Saint Joseph's.

Summary table for Houston 83 vs Northern Colo. 36, including Biggest lead, Best Scoring Run, Lead Changes, Times Tied, Time with Lead, Points from Turnovers, Second Chance, Fast Breaks, Bench, and Period by Period Scoring.

Summary table for Houston 81 vs Saint Joseph's 55, including Biggest lead, Best Scoring Run, Lead Changes, Times Tied, Time with Lead, Points from Turnovers, Second Chance, Fast Breaks, Bench, and Period by Period Scoring.

#3/3 HOUSTON 83, ORAL ROBERTS 45

Cougar Classic

Nov. 14, 2022 - Fertitta Center - Houston

#3/3 HOUSTON 83, TEXAS SOUTHERN 48

Cougar Classic

Nov. 16, 2022 - Fertitta Center - Houston



Official Basketball Box Score - Final Oral Roberts at Houston

Game Time: 7:02 PM Game Duration: 1:57 Attendance: 7,246

Officials: Don Daley, Gerald Williams, Brian Dorsey



Official Basketball Box Score - Final Texas Southern at Houston

Game Time: 7:02 PM Game Duration: 1:51 Attendance: 7,322

Officials: Steven Anderson, Ray Nall, Tony Chazza

Table with columns: NO. Name, Min, FG, 3P, FT, Rebounds, Fouls, TP, AS, TO, ST, Blocks, +/-, Shooting By Period. Includes player stats for Oral Roberts and Houston.

Table with columns: NO. Name, Min, FG, 3P, FT, Rebounds, Fouls, TP, AS, TO, ST, Blocks, +/-, Shooting By Period. Includes player stats for Texas Southern and Houston.

Table with columns: NO. Name, Min, FG, 3P, FT, Rebounds, Fouls, TP, AS, TO, ST, Blocks, +/-, Shooting By Period. Includes player stats for Houston.

Table with columns: NO. Name, Min, FG, 3P, FT, Rebounds, Fouls, TP, AS, TO, ST, Blocks, +/-, Shooting By Period. Includes player stats for Houston.

Summary table for Houston 83 vs Oral Roberts 45, including Biggest lead, Best Scoring Run, Lead Changes, Times Tied, Time with Lead, Points from Turnovers, Second Chance, Fast Breaks, Bench, and Period by Period Scoring.

Summary table for Houston 83 vs Texas Southern 48, including Biggest lead, Best Scoring Run, Lead Changes, Times Tied, Time with Lead, Points from Turnovers, Second Chance, Fast Breaks, Bench, and Period by Period Scoring.

#3/3 HOUSTON 66, rv/rv OREGON 56
Nov. 20, 2022 • Matthew Knight Arena • Eugene, Ore.



Table with 12 columns: NO., Name, Min, FG, M-A, 3P, M-A, FT, M-A, Rebounds, Foul, TP, AS, TO, ST, Blocks, +/-, Shooting By Period. Includes team totals and technical fouls: NONE.

Table with 12 columns: NO., Name, Min, FG, M-A, 3P, M-A, FT, M-A, Rebounds, Foul, TP, AS, TO, ST, Blocks, +/-, Shooting By Period. Includes team totals and technical fouls: Guerrier 1st, 14:22.

Summary table with columns: HOU, ORE, Biggest lead, Best Scoring Run, Lead Changes, Times Tied, Time with Lead, Points from Turnovers, Paint, Second Chance, Fast Breaks, Bench.

#2/2 HOUSTON 49, KENT STATE 44
Nov. 26, 2022 • Fertitta Center • Houston



Table with 12 columns: NO., Name, Min, FG, M-A, 3P, M-A, FT, M-A, Rebounds, Foul, TP, AS, TO, ST, Blocks, +/-, Shooting By Period. Includes team totals and technical fouls: NONE.

Table with 12 columns: NO., Name, Min, FG, M-A, 3P, M-A, FT, M-A, Rebounds, Foul, TP, AS, TO, ST, Blocks, +/-, Shooting By Period. Includes team totals and technical fouls: NONE.

Summary table with columns: KSU, HOU, Biggest lead, Best Scoring Run, Lead Changes, Times Tied, Time with Lead, Points from Turnovers, Paint, Second Chance, Fast Breaks, Bench.

#1/1 HOUSTON 1009, vs. NORFOLK STATE 52
Nov. 29, 2022 • Fertitta Center • Houston



Table with 12 columns: NO., Name, Min, FG, M-A, 3P, M-A, FT, M-A, Rebounds, Foul, TP, AS, TO, ST, Blocks, +/-, Shooting By Period. Includes team totals and technical fouls: NONE.

Table with 12 columns: NO., Name, Min, FG, M-A, 3P, M-A, FT, M-A, Rebounds, Foul, TP, AS, TO, ST, Blocks, +/-, Shooting By Period. Includes team totals and technical fouls: NONE.

Summary table with columns: NSU, HOU, Biggest lead, Best Scoring Run, Lead Changes, Times Tied, Time with Lead, Points from Turnovers, Paint, Second Chance, Fast Breaks, Bench.

#1/1 HOUSTON 53, -/rv SAINT MARY'S (Calif.) 48
The Battleground 2K22
Dec. 3, 2022 • Dickies Arena • Fort Worth, Texas

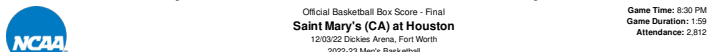


Table with 12 columns: NO., Name, Min, FG, M-A, 3P, M-A, FT, M-A, Rebounds, Foul, TP, AS, TO, ST, Blocks, +/-, Shooting By Period. Includes team totals and technical fouls: NONE.

Table with 12 columns: NO., Name, Min, FG, M-A, 3P, M-A, FT, M-A, Rebounds, Foul, TP, AS, TO, ST, Blocks, +/-, Shooting By Period. Includes team totals and technical fouls: NONE.

Summary table with columns: SMC, HOU, Biggest lead, Best Scoring Run, Lead Changes, Times Tied, Time with Lead, Points from Turnovers, Paint, Second Chance, Fast Breaks, Bench.

#1/1 HOUSTON 76, NORTH FLORIDA 42
Dec. 6, 2022 • Fertitta Center • Houston

#8/10 ALABAMA 71, #1/1 HOUSTON 65
Dec. 10, 2022 • Fertitta Center • Houston

NCAA Official Basketball Box Score - Final North Florida at Houston
North Florida - 42
Record: 2-6
Shooting By Period
1st FG% 7.24 29.2%
3PT% 4.13 30.8%

NCAA Official Basketball Box Score - Final Alabama at Houston
Alabama at Houston
Record: 8-1
Shooting By Period
1st FG% 13.26 32.1%
3PT% 4.13 30.8%

NCAA Official Basketball Box Score - Final Houston - 76
Houston - 76
Record: 9-0
Shooting By Period
1st FG% 19.35 54.3%
3PT% 4.11 36.4%

NCAA Official Basketball Box Score - Final Houston - 65
Houston - 65
Record: 9-1
Shooting By Period
1st FG% 19.35 54.3%
3PT% 4.11 36.4%

Points from Turnovers UNF 5 21
HOU 10 48
Second Chance UNF 2 19
HOU 4 9
Fast Breaks UNF 4 9
HOU 15 36

Points from ALA 17 18
HOU 30 38
Second Chance ALA 11 14
HOU 7 7

#5/4 HOUSTON 74, NORTH CAROLINA A&T 46
Coaches vs. Racism HBCU Roundball Classic
Dec. 13, 2022 • Fertitta Center • Houston

#5/4 HOUSTON at #2/2 VIRGINIA
Dec. 17, 2022 • John Paul Jones Arena • Charlottesville, Va.

NCAA Official Basketball Box Score - Final N.C. A&T at Houston
N.C. A&T - 46
Record: 4-5
Shooting By Period
1st FG% 8.24 33.3%
3PT% 4.12 33.3%

NCAA Official Basketball Box Score - Final Houston at Virginia
Houston at Virginia
Record: 11-1
Shooting By Period
1st FG% 13.27 48.1%
3PT% 3.11 27.3%

NCAA Official Basketball Box Score - Final Houston - 74
Houston - 74
Record: 10-1
Shooting By Period
1st FG% 14.27 51.9%
3PT% 1.7 14.3%

NCAA Official Basketball Box Score - Final Virginia - 61
Virginia - 61
Record: 8-1
Shooting By Period
1st FG% 9.22 40.9%
3PT% 4.13 30.8%

Points from UNF 11 18
HOU 14 42
Second Chance UNF 6 22
HOU 13 11

Points from HOU 11 12
UVA 26 26
Second Chance HOU 6 9
UVA 5 2

#3/3 HOUSTON 83, McNEESE 44

Dec. 21, 2022 • Fertitta Center • Houston

#3/3 HOUSTON at TULSA

Dec. 28, 2022 • Reynolds Center • Tulsa, Okla.

Official Basketball Box Score - Final
McNeese at Houston
12/21/22 Fertitta Center, Houston
2022-23 Houston Cougars Basketball
Game Time: 7:02 PM
Game Duration: 1:41
Attendance: 7,418
Officials: Garrick Shannon, Gerald Williams, Rick Crawford

NO. Name	Min	FG	3P	FT	Rebounds		Fouls	TP	AS	ST	Blocks		+/-		
					FF	DR					BS	BA			
10 Roberts Berze	26:26	5-8	3-6	0-0	1	2	2	0	13	1	1	0	0	-9	
2 Donovan Oday	24:09	0-7	0-0	0-0	0	3	0	0	0	1	2	2	0	0	-17
5 Johnathan Massie	22:25	1-6	0-1	0-0	0	1	1	0	2	0	4	1	0	0	-37
15 Zach Scott	23:42	2-7	1-6	0-0	0	1	1	0	5	0	0	4	0	0	-25
22 Harwin Francois	23:05	1-4	0-3	0-0	0	3	0	2	0	0	0	0	0	0	-19
1 Trae English	29:19	3-4	1-2	0-0	1	0	1	0	7	5	3	1	0	0	-27
24 Christian Shumate	27:32	4-11	1-3	1-2	1	3	4	1	10	3	1	0	0	1	-22
0 Tyron McMillan	14:05	0-0	0-0	0-0	0	1	2	0	0	4	0	1	0	0	-25
12 Dionjah Thomas	09:17	2-2	0-0	1-3	1	2	2	2	5	0	0	0	0	0	-14
Team					2	2	4		0	1					-19
Totals	18-49	6-24	2-5	6	16	22	14	4	44	10	16	9	1	2	-39

Official Basketball Box Score - Final
Houston at Tulsa
12/28/22 Donald W. Reynolds Center, Tulsa
2022-23 Men's Basketball
Game Time: 8:00 PM
Game Duration: 1:57
Attendance: 4,207
Officials: Otislands Poole, Todd Austin, Bharat Rammanan

NO. Name	Min	FG	3P	FT	Rebounds		Fouls	TP	AS	ST	Blocks		+/-			
					FF	DR					BS	BA				
13 J'Wan Roberts	26:03	7-7	0-0	1-2	5	4	9	1	3	15	1	0	2	0	30	
25 Jarace Walker	22:51	2-7	0-1	2-2	0	5	5	4	2	6	3	1	0	2	17	
0 Marcus Sasser	28:28	5-11	0-3	2-3	0	3	3	0	1	12	5	0	2	0	34	
1 Jamal Shead	26:38	4-6	1-3	0-0	0	3	3	1	1	9	2	0	0	0	29	
12 Tramon Mark	19:38	6-10	2-4	0-0	0	1	1	1	0	14	2	0	0	1	0	24
5 Ja'Vier Francis	14:04	1-1	0-0	2-2	1	3	4	2	2	4	1	1	0	0	15	
21 Emanuel Sharp	20:17	4-7	3-5	3-3	0	4	4	4	3	14	0	4	0	0	21	
32 Reggie Chaney	17:02	3-5	0-0	0-0	0	0	0	0	3	2	6	1	0	1	0	16
23 Terrance Arceneaux	12:59	4-5	1-2	0-0	0	3	3	0	1	9	1	0	2	0	9	
3 Ramon Walker Jr.	09:52	0-1	0-1	0-0	0	1	1	0	0	0	0	0	0	0	6	
20 Ryan Elvin	02:08	0-1	0-1	0-0	0	0	0	0	0	0	0	0	0	0	4	
Team					1	1	2		0	1					0	
Totals	36-61	7-20	10-12	7	28	35	16	15	89	16	7	8	6	0	39	

Record: 3-10
Officials: Garrick Shannon, Gerald Williams, Rick Crawford

NO. Name	Min	FG	3P	FT	Rebounds		Fouls	TP	AS	ST	Blocks		+/-			
					FF	DR					BS	BA				
13 J'Wan Roberts	22:47	2-3	0-0	0-0	2	6	8	1	0	4	0	1	1	0	26	
25 Jarace Walker	22:01	2-4	0-1	0-0	1	2	3	0	0	4	3	1	1	0	0	26
0 Marcus Sasser	22:47	6-12	5-10	0-0	0	4	4	0	0	17	2	4	0	0	0	32
1 Jamal Shead	30:18	3-9	1-5	0-0	0	2	2	1	1	7	9	3	2	1	0	22
12 Tramon Mark	20:47	1-7	1-4	0-0	2	2	4	0	2	3	5	1	3	0	1	29
5 Ja'Vier Francis	25:25	9-9	0-0	5-10	7	6	13	1	6	23	0	0	1	1	0	26
21 Emanuel Sharp	19:11	6-10	6-10	0-0	2	1	3	0	2	18	1	1	0	0	0	26
3 Ramon Walker Jr.	15:36	0-1	0-0	0-0	0	1	0	1	0	1	0	0	0	0	5	
23 Terrance Arceneaux	17:08	3-6	1-3	0-0	1	3	4	1	0	7	2	1	0	0	9	
20 Ryan Elvin	04:00	0-0	0-0	0-0	0	1	1	0	0	0	0	0	0	0	6	
Team					0	0	0		0	0					0	
Totals	32-61	14-33	5-10	16	27	43	4	12	83	23	12	8	2	1	39	

Record: 13-1 (1-0)
Officials: Otislands Poole, Todd Austin, Bharat Rammanan

NO. Name	Min	FG	3P	FT	Rebounds		Fouls	TP	AS	ST	Blocks		+/-			
					FF	DR					BS	BA				
13 J'Wan Roberts	26:03	7-7	0-0	1-2	5	4	9	1	3	15	1	0	2	0	30	
25 Jarace Walker	22:51	2-7	0-1	2-2	0	5	5	4	2	6	3	1	0	2	17	
0 Marcus Sasser	28:28	5-11	0-3	2-3	0	3	3	0	1	12	5	0	2	0	34	
1 Jamal Shead	26:38	4-6	1-3	0-0	0	3	3	1	1	9	2	0	0	0	29	
12 Tramon Mark	19:38	6-10	2-4	0-0	0	1	1	1	0	14	2	0	0	1	0	24
5 Ja'Vier Francis	14:04	1-1	0-0	2-2	1	3	4	2	2	4	1	1	0	0	15	
21 Emanuel Sharp	20:17	4-7	3-5	3-3	0	4	4	4	3	14	0	4	0	0	21	
32 Reggie Chaney	17:02	3-5	0-0	0-0	0	0	0	0	3	2	6	1	0	1	0	16
23 Terrance Arceneaux	12:59	4-5	1-2	0-0	0	3	3	0	1	9	1	0	2	0	9	
3 Ramon Walker Jr.	09:52	0-1	0-1	0-0	0	1	1	0	0	0	0	0	0	0	6	
20 Ryan Elvin	02:08	0-1	0-1	0-0	0	0	0	0	0	0	0	0	0	0	4	
Team					1	1	2		0	1					0	
Totals	36-61	7-20	10-12	7	28	35	16	15	89	16	7	8	6	0	39	

Technical Fouls: NONE

NO. Name	Min	FG	3P	FT	Rebounds		Fouls	TP	AS	ST	Blocks		+/-			
					FF	DR					BS	BA				
13 J'Wan Roberts	22:47	2-3	0-0	0-0	2	6	8	1	0	4	0	1	1	0	26	
25 Jarace Walker	22:01	2-4	0-1	0-0	1	2	3	0	0	4	3	1	1	0	0	26
0 Marcus Sasser	22:47	6-12	5-10	0-0	0	4	4	0	0	17	2	4	0	0	0	32
1 Jamal Shead	30:18	3-9	1-5	0-0	0	2	2	1	1	7	9	3	2	1	0	22
12 Tramon Mark	20:47	1-7	1-4	0-0	2	2	4	0	2	3	5	1	3	0	1	29
5 Ja'Vier Francis	25:25	9-9	0-0	5-10	7	6	13	1	6	23	0	0	1	1	0	26
21 Emanuel Sharp	19:11	6-10	6-10	0-0	2	1	3	0	2	18	1	1	0	0	0	26
3 Ramon Walker Jr.	15:36	0-1	0-0	0-0	0	1	0	1	0	1	0	0	0	0	5	
23 Terrance Arceneaux	17:08	3-6	1-3	0-0	1	3	4	1	0	7	2	1	0	0	9	
20 Ryan Elvin	04:00	0-0	0-0	0-0	0	1	1	0	0	0	0	0	0	0	6	
Team					0	0	0		0	0					0	
Totals	32-61	14-33	5-10	16	27	43	4	12	83	23	12	8	2	1	39	

Technical Fouls: NONE

NO. Name	Min	FG	3P	FT	Rebounds		Fouls	TP	AS	ST	Blocks		+/-			
					FF	DR					BS	BA				
13 J'Wan Roberts	22:47	2-3	0-0	0-0	2	6	8	1	0	4	0	1	1	0	26	
25 Jarace Walker	22:01	2-4	0-1	0-0	1	2	3	0	0	4	3	1	1	0	0	26
0 Marcus Sasser	22:47	6-12	5-10	0-0	0	4	4	0	0	17	2	4	0	0	0	32
1 Jamal Shead	30:18	3-9	1-5	0-0	0	2	2	1	1	7	9	3	2	1	0	22
12 Tramon Mark	20:47	1-7	1-4	0-0	2	2	4	0	2	3	5	1	3	0	1	29
5 Ja'Vier Francis	25:25	9-9	0-0	5-10	7	6	13	1	6	23	0	0	1	1	0	26
21 Emanuel Sharp	19:11	6-10	6-10	0-0	2	1	3	0	2	18	1	1	0	0	0	26
3 Ramon Walker Jr.	15:36	0-1	0-0	0-0	0	1	0	1	0	1	0	0	0	0	5	
23 Terrance Arceneaux	17:08	3-6	1-3	0-0	1	3	4	1	0	7	2	1	0	0	9	
20 Ryan Elvin	04:00	0-0	0-0	0-0	0	1	1	0	0	0	0	0	0	0	6	
Team					0	0	0		0	0					0	
Totals	32-61	14-33	5-10	16	27	43	4	12	83	23	12	8	2	1	39	

Shooting By Period
1st FG% 15-31 48.4%
3PT% 1-6 16.7%
2nd FG% 17-30 56.7%
3PT% 3-13 23.1%
GM FG% 32-61 52.5%
3PT% 14-33 42.4%
FT% 5-10 50.0%
Dead Ball Rebounds: 2/0

Shooting By Period
1st FG% 10-24 41.7%
3PT% 4-14 28.6%
FT% 2-6 33.3%
2nd FG% 9-32 28.1%
3PT% 1-11 9.1%
FT% 5-7 71.4%
GM FG% 19-56 33.9%
3PT% 5-25 20.0%
FT% 7-13 53.8%
Dead Ball Rebounds: 3/0

Biggest lead: 3 (1st 16:06) 49 (2nd 7:30)
Best Scoring Run: 5 (1st 16:06) 16 (2nd 12:11)
Lead Changes: 2
Times Tied: 2
Time with Lead: 01:04 35:58

Points from Turnovers	MCN	HOU	Period by Period Scoring		
			1st	2nd	TOT
MCN	19	25	44		
HOU	42	41	83		

Biggest lead: 39 (2nd 0:41) 3 (1st 18:15)
Best Scoring Run: 11 (2nd 18:35) 6 (1st 7:35)
Lead Changes: 2
Times Tied: 0
Time with Lead: 34:15 05:08

Points from Turnovers	HOU	TLS	Period by Period Scoring		
			1st	2nd	TOT
HOU	43	46	89		
TLS	26	24	50		

#3/3 HOUSTON 71, UCF 65

Dec. 31, 2022 • Fertitta Center • Houston

#2/2 HOUSTON 87, SMU 53

Jan. 5, 2023 • Fertitta Center • Houston

Official Basketball Box Score - Final
UCF at Houston
12/31/22 Fertitta Center, Houston, Texas
2022-23 Houston Cougars Basketball
Game Time: 1:02 PM
Game Duration: 2:08
Attendance: 7,457
Officials: Tony Greene, Garrick Shannon, Keith Patterson

NO. Name	Min	FG	3P	FT	Rebounds		Fouls	TP	AS	ST	Blocks		+/-			
					FF	DR					BS	BA				
2 Michael Durr	32:20	2-5	0-0	1-2	4	4	8	4	3	5	1	2	0	2	1	5
25 Taylor Handricks	37:14	4-11	1-7	5-5	3	2	5	0	3	14	2	0	1	1	0	-8
3 Darius Johnson	37:28	5-12	1-6	6-6	1	7	8	5	17	4	5	3	1	1	-2	
12 Ithiel Horton	34:45	6-13	2-8	0	3	5	8	1	0	14	1	2	0	0	1	-8
13 C.J. Kelly	37:57	4-11	2-5	1-3	2	1	3	4	2	11	2	1	0	1	1	-1
0 Lahat Thioune	03:19	0-0	0-0	0-0	0	0	0	0	0	0	0	0	0	0	-12	
4 Brandon Suggs	09:54	0-0	0-0	2-2	0	1	1	1	2	0	0	0	0	0	-8	
1 Jayhlon Young	05:19	0-2	0-1	2-2	0	0	0</									

#2/2 HOUSTON 72, CINCINNATI 59
Jan. 8, 2023 • Fifth Third Arena • Cincinnati

#1/1 HOUSTON 83, SOUTH FLORIDA 77
Jan. 11, 2023 • Fertitta Center • Houston

Official Basketball Box Score - Final
Houston at Cincinnati
01/08/23 Fifth Third Arena, Cincinnati, Ohio
Cincinnati vs. Houston
Game Time: 3:00 PM
Game Duration: 2:09
Attendance: 10,264

Official Basketball Box Score - Final
South Fla. at Houston
01/11/23 Fertitta Center, Houston, Texas
2022-23 Houston Cougars Basketball
Game Time: 7:02 PM
Game Duration: 2:16
Attendance: 7,473

Table with columns: NO. Name, Min, FG, 3P, FT, Rebounds, Fouls, TP, AS, TO, ST, Blocks, +/-
Houston - 72
13 J'wan Roberts
25 Jarace Walker
0 Marcus Sasser
1 Jamal Shead
12 Tramon Mark
5 Ja'Vier Francis
21 Emanuel Sharp
32 Reggie Chaney
23 Terrance Arceneaux

Table with columns: NO. Name, Min, FG, 3P, FT, Rebounds, Fouls, TP, AS, TO, ST, Blocks, +/-
South Fla. - 77
1 Selton Miguel
20 Sam Hines Jr.
23 Keyshawn Bryant
54 Russel Tchewa
2 Tyler Harris
24 Jamir Chaplin
0 Ryan Conwell
15 Corey Walker Jr.
20 Serrel Smith Jr.

Table with columns: NO. Name, Min, FG, 3P, FT, Rebounds, Fouls, TP, AS, TO, ST, Blocks, +/-
Cincinnati - 59
30 Viktor Lakhin
33 Ody Ogunna
2 Landers Nolley II
3 Mika Adams-Woods
5 David DeJulius
24 Jeremiah Davenport
0 Dan Skillings Jr.
13 Josh Reed
1 Kalu Ezikepe

Table with columns: NO. Name, Min, FG, 3P, FT, Rebounds, Fouls, TP, AS, TO, ST, Blocks, +/-
Houston - 83
5 Ja'Vier Francis
13 J'wan Roberts
0 Marcus Sasser
1 Jamal Shead
12 Tramon Mark
21 Emanuel Sharp
32 Reggie Chaney
23 Terrance Arceneaux

Summary table for Houston vs Cincinnati
Biggest lead: 20
Best Scoring Run: 10
Lead Changes: 1
Times Tied: 1
Time with Lead: 35:46

Summary table for Houston vs South Florida
Biggest lead: 5
Best Scoring Run: 10
Lead Changes: 6
Times Tied: 5
Time with Lead: 05:23

#1/1 HOUSTON 80, -/rv TULANE 60
Jan. 17, 2023 • Devlin Fieldhouse • New Orleans

TEMPLE 56, #1/1 HOUSTON 55
Jan. 22, 2023 • Fertitta Center • Houston

Official Basketball Box Score - Final
Houston at Tulane
01/17/23 Avron B. Fogelman Arena in Devlin Fieldhouse, New Orleans
2022-23 Men's Basketball
Game Time: 6:00 PM
Game Duration: 1:51
Attendance: 3,621

Official Basketball Box Score - Final
Temple at Houston
01/22/23 Fertitta Center, Houston, Texas
2022-23 Houston Cougars Basketball
Game Time: 2:01 PM
Game Duration: 2:09
Attendance: 7,484

Table with columns: NO. Name, Min, FG, 3P, FT, Rebounds, Fouls, TP, AS, TO, ST, Blocks, +/-
Houston - 80
13 J'wan Roberts
25 Jarace Walker
0 Marcus Sasser
1 Jamal Shead
12 Tramon Mark
21 Emanuel Sharp
32 Reggie Chaney
5 Ja'Vier Francis
23 Terrance Arceneaux

Table with columns: NO. Name, Min, FG, 3P, FT, Rebounds, Fouls, TP, AS, TO, ST, Blocks, +/-
Temple - 56
11 Nick Jourdain
15 Kur Jongkuch
24 Zach Hicks
2 Jahli White
3 Hysier Miller
21 Emmanuel Okpomo
0 Khalif Battie
1 Damian Dunn

Table with columns: NO. Name, Min, FG, 3P, FT, Rebounds, Fouls, TP, AS, TO, ST, Blocks, +/-
Tulane - 60
5 Collin Holloway
24 Kevin Cross
1 Sion James
1 Jalen Cook
25 Jaylen Forbes
33 Tylan Pope
23 R.J. McGee
2 Jadon Coleman
13 Tre Williams
4 Nabal Days

Table with columns: NO. Name, Min, FG, 3P, FT, Rebounds, Fouls, TP, AS, TO, ST, Blocks, +/-
Houston - 55
13 J'wan Roberts
25 Jarace Walker
0 Marcus Sasser
1 Jamal Shead
12 Tramon Mark
32 Reggie Chaney
23 Terrance Arceneaux
5 Ja'Vier Francis
21 Emanuel Sharp

Summary table for Houston vs Tulane
Biggest lead: 22
Best Scoring Run: 9
Lead Changes: 4
Times Tied: 2
Time with Lead: 37:50

Summary table for Temple vs Houston
Biggest lead: 7
Best Scoring Run: 8
Lead Changes: 12
Times Tied: 9
Time with Lead: 27:29

#3/3 HOUSTON 82, UCF 71
Jan. 25, 2023 • Addition Financial Arena • Orlando

#3/3 HOUSTON 75, CINCINNATI 69
Jan. 28, 2023 • Fertitta Center • Houston

Official Basketball Box Score - Final Houston at UCF
NCAA logo, game stats, player performance table for Houston - 82

Official Basketball Box Score - Final Cincinnati at Houston
NCAA logo, game stats, player performance table for Cincinnati - 69

Shooting By Period, Technical Fouls: NONE, UCF - 71 player performance table

Shooting By Period, Technical Fouls: NONE, Houston - 75 player performance table

Biggest lead, Best Scoring Run, Lead Changes, Times Tied, Time with Lead, Points from Turnovers, Period by Period Scoring

Biggest lead, Best Scoring Run, Lead Changes, Times Tied, Time with Lead, Points from Turnovers, Period by Period Scoring

#3/3 HOUSTON 70, WICHITA STATE 61
Feb. 2, 2023 • Charles Koch Arena • Wichita, Kan.

#3/3 HOUSTON 81, TEMPLE 65
Feb. 5, 2023 • Liacouras Center • Philadelphia

Official Basketball Box Score - Final Houston at Wichita St.
NCAA logo, game stats, player performance table for Houston - 70

Official Basketball Box Score - Final Houston at Temple
NCAA logo, game stats, player performance table for Houston - 81

Shooting By Period, Technical Fouls: NONE, Wichita St. - 61 player performance table

Shooting By Period, Technical Fouls: Sasser 2nd 5:13, Temple - 65 player performance table

Biggest lead, Best Scoring Run, Lead Changes, Times Tied, Time with Lead, Points from Turnovers, Period by Period Scoring

Biggest lead, Best Scoring Run, Lead Changes, Times Tied, Time with Lead, Points from Turnovers, Period by Period Scoring

#2/2 HOUSTON 80, TULSA 42
Feb. 8, 2023 • Fertitta Center • Houston



Official Basketball Box Score - Final
Tulsa at Houston
02/08/23 Fertitta Center, Houston, Texas
2022-23 Houston Cougars Basketball

Game Time: 7:02 PM
Game Duration: 1:42
Attendance: 7,369

Officials: Will Howard, Donald Carstensen, Patrick Evans

NO.	Name	Min	FG		3P		FT		Rebounds		Fouls		TP	AS	TO	ST	Blocks		+/-	
			M	A	M	A	M	A	OR	DR	OR	DR					PF	FD		BS
10	Ten Dalgor	F	24:04	4-9	1-5	4-7	1	1	5	0	2	7	13	0	2	0	0	0	0	-11
33	Bryant Selebangue	F	30:26	3-4	0-0	0-3	1	5	6	0	2	6	11	2	0	1	0	0	0	-26
1	Sam Griffin	G	28:44	4-15	1-7	2-2	0	3	3	0	2	11	0	0	0	0	0	0	-17	
4	Brian Knight	G	24:53	1-5	1-5	0-0	4	4	4	0	3	1	1	0	0	0	0	0	-18	
11	Brandon Betson	G	33:03	2-8	1-4	0-0	1	0	1	0	2	5	3	2	2	0	1	0	-25	
0	Jesaiah McWright	G	22:44	0-6	0-4	2-2	1	0	1	1	2	2	3	0	0	0	0	0	-30	
2	Keyshawn Embury-Simpson	G	10:36	0-5	0-4	0-0	0	0	0	0	0	0	0	1	0	0	0	0	-24	
3	Sterling Gaston-Chapman	G	15:56	1-2	0-0	0-0	0	3	3	2	1	2	0	0	2	0	0	0	-27	
15	Charles Chukwu	G	09:34	0-0	0-0	0-0	2	1	3	1	0	0	0	0	1	0	0	0	-12	
Team				0	1	1	0	0	0	0	0	0	0	0	0	0	0	0		
Totals			15:54	4-29	1-8	1-4	6	21	27	11	16	42	10	9	4	1	2	-38		

Shooting By Period	
1st FG%	7-28 25.0%
3PT%	2-16 12.5%
FT%	2-5 40%
2nd FG%	8-26 30.8%
3PT%	2-13 15.4%
FT%	6-9 66.7%
GM FG%	15-54 27.8%
3PT%	4-29 13.8%
FT%	8-14 57.1%

Dead Ball Rebounds: 2, 0

#2/2 HOUSTON 80, SMU 65
Feb. 16, 2023 • Moody Coliseum • Dallas



Official Basketball Box Score - Final
Houston at SMU
02/16/23 Moody Coliseum, Dallas, Texas
2022-23 Men's Basketball

Game Time: 6:01 PM
Game Duration: 2:08
Attendance: 6,278

Officials: Steven Anderson, Tony Chiazza, Courtney Green

NO.	Name	Min	FG		3P		FT		Rebounds		Fouls		TP	AS	TO	ST	Blocks		+/-
			M	A	M	A	M	A	OR	DR	OR	DR					PF	FD	
13	J'wan Roberts	F	25:41	4-4	0-0	0-0	3	7	10	4	1	8	0	2	1	1	0	0	4
25	Jarace Walker	F	29:24	6-10	2-6	0-2	1	3	4	2	4	14	2	2	0	1	0	0	10
0	Marcus Sasser	G	34:23	4-11	4-9	8-11	1	3	4	1	6	20	4	2	2	0	0	11	
1	Jamal Shead	G	34:59	6-11	1-4	0-0	0	4	1	2	11	13	8	1	2	0	0	0	19
12	Tramon Mark	G	28:05	2-9	1-5	6-7	1	8	9	2	3	11	0	1	0	0	0	1	5
32	Reggie Chaney	G	18:12	2-2	0-0	0-2	2	2	1	1	1	4	0	1	0	2	0	0	12
5	Ja'Vier Francis	G	06:43	1-1	0-0	1-2	0	1	1	2	1	3	0	0	0	0	0	0	4
21	Emanuel Sharp	G	22:33	2-8	2-6	1-2	3	2	5	3	2	7	0	1	0	1	0	0	10
Team				1	1	2	0	0	0	0	0	0	0	0	0	0	0	0	
Totals			27:55	10-30	16-26	10	28	38	17	19	80	17	10	7	3	1	15		

Shooting By Period	
1st FG%	18-31 58.1%
3PT%	5-14 35.7%
FT%	2-5 40%
2nd FG%	9-24 37.5%
3PT%	5-16 31.3%
FT%	14-21 66.7%
GM FG%	27-55 49.1%
3PT%	10-30 33.3%
FT%	16-26 61.5%

Dead Ball Rebounds: 6, 0

NO.	Name	Min	FG		3P		FT		Rebounds		Fouls		TP	AS	TO	ST	Blocks		+/-
			M	A	M	A	M	A	OR	DR	OR	DR					PF	FD	
13	J'wan Roberts	F	23:41	2-4	0-0	2-3	4	6	10	0	2	6	1	0	0	0	0	0	24
25	Jarace Walker	F	21:03	3-6	0-2	0-0	3	5	8	1	2	6	1	0	0	0	0	0	15
0	Marcus Sasser	G	26:46	10-17	5-10	0-0	0	3	3	0	1	25	2	0	1	0	1	25	
1	Jamal Shead	G	29:51	1-4	1-3	0-0	1	6	7	2	1	3	12	2	2	0	0	29	
12	Tramon Mark	G	28:49	3-11	2-6	1-1	3	6	9	3	1	9	2	3	0	2	0	16	
21	Emanuel Sharp	G	19:16	4-9	3-8	2-2	0	4	4	5	2	13	1	1	1	0	0	30	
32	Reggie Chaney	G	09:23	1-1	0-0	0-0	1	1	2	0	1	2	0	0	0	0	0	0	12
23	Terrence Arceneaux	G	16:14	2-5	1-3	0-0	1	1	2	0	5	2	1	0	0	0	0	26	
5	Ja'Vier Francis	G	14:46	3-5	0-0	0-0	3	3	6	1	1	6	0	1	0	0	0	12	
20	Ryan Elvin	G	06:50	2-5	1-3	0-0	0	0	0	0	0	5	0	0	0	0	0	1	
4	Darius Bowser	G	03:21	0-0	0-0	0-0	0	0	0	0	0	0	0	0	0	0	0	0	
Team				1	2	3	0	0	0	0	0	0	0	0	0	0	0	0	
Totals			31:67	13-35	5-6	16	37	53	16	11	80	21	9	4	2	1	38		

Shooting By Period	
1st FG%	19-39 48.7%
3PT%	7-19 36.8%
FT%	1-1 100%
2nd FG%	12-28 42.9%
3PT%	6-16 37.5%
FT%	4-5 80%
GM FG%	31-67 46.3%
3PT%	13-35 37.1%
FT%	5-6 83.3%

Dead Ball Rebounds: 0, 0

Biggest lead	3 (1st 16:40)	41 (2nd 7:49)	Points from Turnovers	5	8	Period by Period Scoring	1st	2nd	TOT		
										Best Scoring Run	6 (2nd 15:56)
Lead Changes	2	Second Chance	3	18	Fast Breaks	8	11	HOU	46	34	80
Times Tied	1	Bench	4	31							
Time with Lead	05:14	33:57									

NO.	Name	Min	FG		3P		FT		Rebounds		Fouls		TP	AS	TO	ST	Blocks		+/-
			M	A	M	A	M	A	OR	DR	OR	DR					PF	FD	
11	Sannuel Williamson	F	32:57	6-9	0-0	0-2	1	3	4	1	12	4	2	1	0	0	0	0	-12
23	Efe Odige	F	31:12	5-11	0-0	6-8	0	4	4	2	5	16	1	0	1	0	1	-13	
1	Zhuric Phelps	G	36:39	7-17	2-5	6-11	2	4	6	3	6	22	5	2	2	1	1	-19	
2	Jalen Smith	G	24:00	1-2	0-0	0-1	1	1	2	1	2	2	2	1	0	0	0	-7	
10	Zach Nutall	G	35:14	4-9	3-7	0-0	0	4	4	1	2	11	2	4	0	0	0	-14	
24	Emory Lanier	G	10:13	0-2	0-2	2-2	0	2	2	2	1	2	1	1	0	0	0	0	
3	Stefan Todorovic	G	06:29	0-1	0-0	0-0	1	1	2	0	0	0	0	1	1	0	0	-5	
22	Keon Ambrose-Hylton	G	07:52	0-0	0-0	0-0	1	1	2	3	1	0	0	0	0	0	0	-5	
33	Franklin Agunanne	G	07:16	0-0	0-0	0-0	0	0	0	0	0	0	0	0	0	0	0	2	
15	Darius McBride	G	04:05	0-0	0-0	0-0	1	0	1	0	0	0	0	0	0	0	0	2	
5	Hicardo Wright	G	04:03	0-1	0-1	0-0	0	0	0	1	0	0	0	0	0	0	0	-4	
Team				1	2	3	0	0	0	0	0	0	0	0	0	0	0	0	
Totals			23:52	5-15	14-24	7	22	29	19	17	65	15	11	6	1	3	-15		

Shooting By Period	
1st FG%	12-28 42.9%
3PT%	2-9 22.2%
FT%	3-4 75%
2nd FG%	11-24 45.8%
3PT%	3-6 50.0%
FT%	11-20 55%
GM FG%	23-52 44.2%
3PT%	5-15 33.3%
FT%	14-24 58.3%

Dead Ball Rebounds: 4, 0

Biggest lead	23 (2nd 8:04)	4 (1st 18:00)	Points from Turnovers	9	2	Period by Period Scoring	1st	2nd	TOT		
										Best Scoring Run	12 (2nd 18:32)
Lead Changes	5	Second Chance	8	9	Fast Breaks	9	9	HOU	29	36	65
Times Tied	2	Bench	14	2							
Time with Lead	35:25	02:02									

#2/2 HOUSTON 72, MEMPHIS 64
Feb. 19, 2023 • Fertitta Center • Houston



Official Basketball Box Score - Final
Memphis at Houston
02/19/23 Fertitta Center, Houston, Texas
2022-23 Houston Cougars Basketball

Game Time: 2:05 PM
Game Duration: 2:14
Attendance: 7,730

Officials: Don Daly, Byron Jarrett, Joe Lindsay

NO.	Name	Min	FG		3P		FT		Rebounds		Fouls		TP	AS
-----	------	-----	----	--	----	--	----	--	----------	--	-------	--	----	----

#1/1 HOUSTON 76, EAST CAROLINA 57

Feb. 25, 2023 • Williams Arena • Greenville, N.C.

#1/1 HOUSTON 83, WICHITA STATE 66

March 2, 2023 • Fertitta Center • Houston

Official Basketball Box Score - Final
Houston at East Carolina
02/25/23 Williams Arena at Minges, Greenville
2022-23 Men's Basketball

NO. Name	Min	FG	3P	FT	Rebounds	Fouls	TP	AS	TO	ST	Blocks	+/-
		M-A	M-A	M-A	OR DR TOT	PF					BS BA	
13 J'Wan Roberts	F 29:47	8-14	0-0	1-2	7 5 12	2 3	17	1	0	0	4 1	27
25 Jarace Walker	F 28:03	3-10	1-4	0-0	3 3 6	0 0	7	2	2	0	2 0	16
0 Marcus Sasser	G 34:20	7-16	3-6	5-5	1 4 5	1 1	22	3	1	1	0 1	25
1 Jamal Shead	G 23:47	2-4	0-1	0-0	1 2 3	4 1	4	3	3	3	0 0	12
12 Tramon Mark	G 35:06	7-15	2-5	4-5	0 9 9	0 5	20	3	0	0	0 1	19
21 Emanuel Sharp	17:29	0-2	0-1	0-0	1 1 2	3 1	0	1	1	1	0 0	1
32 Reggie Chaney	07:29	1-2	0-0	1-1	0 0 0	1 1	3	0	0	0	0 0	0
23 Terrance Arceneaux	11:09	0-1	0-1	0-0	0 2 2	3 0	0	0	0	0	0 0	0
5 Ja'Vier Francis	12:18	1-2	0-0	1-2	4 4 6	3 2	3	1	0	0	0 0	-1
4 Darius Bowser	00:13	0-0	0-0	0-0	0 0 0	0 0	0	0	0	0	0 0	0
20 Ryan Elvin	01:13	0-0	0-0	0-0	0 0 0	0 0	0	0	0	0	0 0	-3
Team					2 1 3	0	0	2				
Totals		29-66	11-25	17-31	48 17 14	76	14	9	5	6	4 19	

Game Time: 8:00 PM
Wichita St. at Houston
03/02/23 Fertitta Center, Houston
2022-23 Houston Cougars Basketball

NO. Name	Min	FG	3P	FT	Rebounds	Fouls	TP	AS	TO	ST	Blocks	+/-
		M-A	M-A	M-A	OR DR TOT	PF					BS BA	
11 Kenny Potho	F 29:58	5-7	0-0	2-2	2 2 4	2 6	12	1	3	1	0 1	-19
33 James Rojas	F 29:32	0-0	0-0	8-10	0 6 6	5 7	8	3	4	0	0 0	-8
1 Xavier Bell	G 27:52	3-3	2-2	0-0	0 1 1	2 2	8	1	1	0	0 0	1
3 Craig Porter Jr.	G 34:17	7-10	1-2	2-3	1 6 7	4 4	17	3	3	2	0 0	-13
5 Jaron Pierre Jr.	G 40:00	7-13	2-5	0-0	0 4 4	1 0	16	1	6	0	0 0	-17
23 Gus Okafor	08:23	0-0	0-0	0-0	0 0 0	0 0	0	0	0	0	0 0	-5
44 Isiah Poor Bear-Chandler	10:04	1-1	0-0	0-0	0 0 0	0 0	2	0	0	0	0 0	-2
12 Melvin Flanagan	12:11	0-1	0-1	0-0	0 0 0	0 0	1	0	1	0	0 0	-15
2 Jalen Ricks	05:40	1-2	1-2	0-0	0 0 0	1 0	3	0	0	0	0 0	-7
24 Isaac Abidde	02:05	0-0	0-0	0-0	0 0 0	0 0	0	0	0	0	0 0	-4
Team					0 0 0	0	0	1	20	6	0 2	-17
Totals		24-37	6-12	12-21	3 20 23	16 20	66	11	20	6	2 2	

Record: 14-14 (5-10)

Technical Fouls:NONE

Shooting By Period

1st FG%	2nd FG%	3rd FG%	4th FG%	OT FG%
3.25 12.0%	2.11 18.2%	11.19 57.9%	13.25 52.0%	6.11 54.5%
3PT% 2.11 18.2%	3PT% 11.19 57.9%	3PT% 13.25 52.0%	3PT% 6.11 54.5%	GM FG% 16.50 32.0%
FT% 4.7 57.1%	FT% 6.18 80.0%	FT% 12.15 80.0%	FT% 12.15 80.0%	Dead Ball Rebounds: 4, 1

Record: 28-2 (16-1)

Technical Fouls:NONE

Shooting By Period

1st FG%	2nd FG%	3rd FG%	4th FG%	OT FG%
3.25 12.0%	2.11 18.2%	11.19 57.9%	13.25 52.0%	6.11 54.5%
3PT% 2.11 18.2%	3PT% 11.19 57.9%	3PT% 13.25 52.0%	3PT% 6.11 54.5%	GM FG% 16.50 32.0%
FT% 4.7 57.1%	FT% 6.18 80.0%	FT% 12.15 80.0%	FT% 12.15 80.0%	Dead Ball Rebounds: 4, 0

Biggest lead	HOU	ECU
24 (2nd 4:29)	0 (1st 20:00)	
Best Scoring Run	9 (2nd 16:18)	6 (1st 16:49)
Lead Changes	2	1
Times Tied	0	0
Time with Lead	39:04	00:00

Biggest lead	WSU	HOU
8 (1st 8:53)	19 (2nd 0:34)	
Best Scoring Run	10 (1st 8:53)	9 (1st 5:26)
Lead Changes	6	7
Times Tied	8	10
Time with Lead	11:28	24:42

#1/1 HOUSTON 67, MEMPHIS 65

March 5, 2023 • FedExForum • Memphis, Tenn.

#1/1 HOUSTON 60, (9) EAST CAROLINA 46

March 10, 2023 • Dickies Arena • Fort Worth, Texas

Official Basketball Box Score - Final
Houston at Memphis
03/05/23 FedExForum, Memphis
2022-23 Men's Basketball

Record: 29-2 (17-1)

Technical Fouls:NONE

Shooting By Period

1st FG%	2nd FG%	3rd FG%	4th FG%	OT FG%
15.33 45.5%	7.19 36.8%	28.57 57.1%	10.21 47.8%	3.9 33.3%
3PT% 7.19 36.8%	3PT% 28.57 57.1%	3PT% 10.21 47.8%	3PT% 3.9 33.3%	GM FG% 25.54 46.3%
FT% 4.7 57.1%	FT% 10.28 35.7%	FT% 7.12 58.3%	FT% 21.23 91.3%	Dead Ball Rebounds: 3, 1

Official Basketball Box Score - Final
East Carolina at Houston
03/10/23 Dickies Arena, Fort Worth, Texas
2022-23 Men's Basketball

Record: 16-17

Technical Fouls:NONE

Shooting By Period

1st FG%	2nd FG%	3rd FG%	4th FG%	OT FG%
15.33 45.5%	7.19 36.8%	28.57 57.1%	10.21 47.8%	3.9 33.3%
3PT% 7.19 36.8%	3PT% 28.57 57.1%	3PT% 10.21 47.8%	3PT% 3.9 33.3%	GM FG% 25.54 46.3%
FT% 4.7 57.1%	FT% 10.28 35.7%	FT% 7.12 58.3%	FT% 21.23 91.3%	Dead Ball Rebounds: 3, 0

Record: 23-8 (13-5)

Technical Fouls:NONE

Shooting By Period

1st FG%	2nd FG%	3rd FG%	4th FG%	OT FG%
8.26 30.8%	0.7 0.0%	16.18 88.9%	11.27 40.7%	6.11 54.5%
3PT% 0.7 0.0%	3PT% 16.18 88.9%	3PT% 11.27 40.7%	3PT% 6.11 54.5%	GM FG% 19.63 35.8%
FT% 1.5 100%	FT% 6.18 33.3%	FT% 21.23 91.3%	FT% 21.23 91.3%	Dead Ball Rebounds: 2, 1

Record: 30-2

Technical Fouls:NONE

Shooting By Period

1st FG%	2nd FG%	3rd FG%	4th FG%	OT FG%
8.26 30.8%	0.7 0.0%	16.18 88.9%	11.27 40.7%	6.11 54.5%
3PT% 0.7 0.0%	3PT% 16.18 88.9%	3PT% 11.27 40.7%	3PT% 6.11 54.5%	GM FG% 19.63 35.8%
FT% 1.5 100%	FT% 6.18 33.3%	FT% 21.23 91.3%	FT% 21.23 91.3%	Dead Ball Rebounds: 5, 0

Biggest lead	HOU	MEM
12 (2nd 19:26)	5 (2nd 8:31)	
Best Scoring Run	10 (2nd 3:49)	8 (2nd 15:46)
Lead Changes	2	2
Times Tied	6	6
Time with Lead	27:22	07:45

Biggest lead	ECU	U H
4 (1st 16:05)	15 (2nd 1:39)	
Best Scoring Run	6 (1st 6:18)	9 (2nd 17:54)
Lead Changes	7	10
Times Tied	4	5
Time with Lead	04:57	28:27

#1/1 (1) HOUSTON 69, (4) CINCINNATI 48

American Athletic Conference Championship Quarterfinals

March 10, 2023 • Dickies Arena • Fort Worth, Texas

(2) MEMPHIS 75, #1/1 (1) HOUSTON 65

American Athletic Conference Championship Title Game

March 11, 2023 • Dickies Arena • Fort Worth, Texas

Official Basketball Box Score - Final
Cincinnati at Houston
 03/11/23 Dickies Arena, Fort Worth, Texas
 2022-23 Men's Basketball
 Game Time: 2:05 PM
 Game Duration: 2:10
 Officials: Mike Nance, Owen Short, Will Howard

NO. Name	Min	FG			FT			Rebounds		Fouls		TP	AS	TO	ST	Blocks		+/-
		M/A	M/A	M/A	OR	DR	TOT	PF	FD	BS	BA							
30 Viktor Lakhin	F	22:56	1-4	0-0	1-3	1	4	5	2	3	0	3	1	1	0	0	-12	
33 Ody Ogunema	F	25:58	2-3	0-0	3-7	4	5	3	6	7	0	0	0	0	0	-11		
2 Landers Nolley II	G	34:06	3-13	3-9	5-8	1	3	4	3	6	14	2	0	0	0	-24		
3 Mika Adams-Woods	G	30:50	2-6	1-3	0-0	1	1	1	0	5	1	4	4	0	0	-15		
5 David DeJulius	G	32:18	1-10	0-6	5-5	0	1	1	0	3	7	5	1	2	0	-20		
24 Jeremiah Davenport	F	18:15	1-6	1-6	0-0	2	1	3	1	0	3	0	0	0	0	-23		
0 Dan Skillings Jr.	F	17:55	2-7	1-4	0-3	1	2	3	4	3	5	0	0	1	0	-13		
1 Kalu Ezikpe	F	09:50	0-1	0-0	0-0	0	4	4	3	0	0	1	0	0	0	0		
11 C.J. Anthony	F	02:25	1-1	0-0	2-2	0	1	1	0	1	4	0	0	0	0	0		
13 Josh Reed	F	02:25	0-0	0-0	0-0	0	0	0	0	0	0	0	0	0	0	0		
21 Chase Kirkwood	F	01:31	0-0	0-0	0-0	0	0	0	0	0	0	0	0	0	0	0		
32 Jarrett Hensley	F	01:31	0-0	0-0	0-0	0	0	0	0	0	0	0	0	0	0	0		
Team			0-1	0-0	0-1	0	1	0	0	0	0	0	0	0	0	0		
Totals		13:51	6-28	16-28	9	23	32	16	22	48	8	9	8	1	2	-21		

Official Basketball Box Score - Final
Memphis at Houston
 03/12/23 Dickies Arena, Fort Worth, Texas
 2022-23 Men's Basketball
 Game Time: 2:22 PM
 Game Duration: 2:18
 Officials: Doug Shows, Joe Lindsey, Pat Adams

NO. Name	Min	FG			FT			Rebounds		Fouls		TP	AS	TO	ST	Blocks		+/-
		M/A	M/A	M/A	OR	DR	TOT	PF	FD	BS	BA							
0 Elijah McCadden	F	30:21	4-6	0-0	0-0	2	4	6	3	2	8	1	0	0	1	1	2	
4 Chandler Lawson	F	26:22	1-2	0-0	3-4	0	3	3	2	5	1	0	0	1	0	15		
12 DeAndre Williams	F	32:55	6-10	2-2	2-6	3	10	13	3	6	16	2	3	0	0	1		
3 Kendrick Davis	G	37:44	10-21	3-6	8-8	1	4	5	1	6	31	3	0	1	0	2		
25 Jayden Hardaway	G	16:15	0-4	0-2	0-0	0	0	0	0	0	0	0	1	0	0	0		
2 Alex Lomax	G	30:17	4-5	1-1	1-1	2	1	3	3	1	0	1	4	4	3	0		
2 Malcolm Dandridge	G	12:21	2-3	0-0	0-0	1	1	2	2	1	4	0	1	0	0	-2		
55 Damarria Franklin	G	13:33	0-2	0-1	1-2	0	1	1	0	1	1	0	1	0	0	0		
14 Ian Granja	G	00:12	0-0	0-0	0-0	0	0	0	0	0	0	0	0	0	0			
Team			0-3	0-0	0-0	0	3	0	0	1	1	1	4	2	4	10		
Totals		27:53	6-12	15-21	9	27	36	18	19	75	11	11	4	2	4	10		

NO. Name	Min	FG			FT			Rebounds		Fouls		TP	AS	TO	ST	Blocks		+/-
		M/A	M/A	M/A	OR	DR	TOT	PF	FD	BS	BA							
13 J'Wan Roberts	F	25:36	7-12	0-0	2-4	2	6	8	3	5	16	0	1	1	0	0	9	
25 Jarace Walker	F	34:29	6-9	1-4	0-0	2	6	8	1	3	13	3	3	2	1	0	22	
0 Marcus Sasser	G	09:02	2-3	0-1	0-0	2	2	0	0	4	0	0	3	0	0	0	10	
1 Jamal Shead	G	31:46	7-11	2-4	0-0	0	4	4	3	1	16	9	2	1	1	0	18	
12 Tramon Mark	G	27:18	2-8	0-2	4-4	1	4	5	4	3	8	3	1	0	0	0	16	
21 Emanuel Sharp	F	22:42	1-5	0-2	0-0	0	3	3	4	0	2	0	0	0	0	1		
3 Reggie Chaney	G	09:52	2-2	0-0	1-1	1	2	4	1	4	0	0	0	2	0	0		
23 Terrance Arceneaux	G	27:41	1-5	0-2	2-3	2	1	3	2	2	4	0	1	0	0	0		
5 JaVier Francis	F	08:32	1-1	0-0	0-1	0	3	3	1	1	2	0	0	0	0	0		
4 Darius Bowser	F	01:31	0-0	0-0	0-0	0	0	0	0	0	0	0	0	0	0	0		
20 Ryan Elvin	F	01:31	0-1	0-0	0-0	0	0	0	0	0	0	0	0	0	0	-4		
Team			1-5	6-6	0	1	0	0	0	0	0	0	0	0	0	0		
Totals		29:57	3-15	8-13	9	35	44	22	16	69	15	12	6	2	1	21		

NO. Name	Min	FG			FT			Rebounds		Fouls		TP	AS	TO	ST	Blocks		+/-
		M/A	M/A	M/A	OR	DR	TOT	PF	FD	BS	BA							
13 J'Wan Roberts	F	37:11	5-11	0-0	2-6	10	10	20	2	5	12	3	0	1	1	1	-11	
25 Jarace Walker	F	29:41	4-13	2-6	3-4	3	0	3	5	2	13	1	2	2	3	0	-9	
1 Jamal Shead	G	34:49	3-14	2-9	6-10	0	0	0	3	6	16	4	3	2	0	0	-12	
12 Tramon Mark	G	34:28	3-10	0-1	4-5	2	6	8	3	2	10	2	3	0	0	0	-7	
23 Terrance Arceneaux	G	35:21	3-10	1-4	2-3	3	0	3	3	2	9	1	2	0	0	1		
32 Reggie Chaney	G	12:01	1-1	0-0	0-0	1	1	1	0	2	0	0	0	0	0	0		
21 Emanuel Sharp	F	12:37	1-5	1-5	0-0	2	0	2	1	3	0	0	0	0	0	-12		
Team			2-3	5-5	0	0	0	0	0	0	0	0	0	0	0	0		
Totals		20:64	6-25	19-28	22	20	42	19	18	65	11	10	5	4	2	-10		

Shooting By Period	1 st FG% 16-32 50.0%	2 nd FG% 2-11 18.2%	3 rd FG% 4-5 80%	4 th FG% 13-25 52.0%
3PT%	2-11 18.2%	4-5 80%	3-13 23.1%	1-4 25.0%
FT%	4-6 66.7%	4-5 80%	3-5 60%	3-5 60%
GM FG%	29-57 50.9%			
GM FT%	3-15 20.0%			
FT%	8-13 61.5%			
Technical Fouls:	NONE			

Shooting By Period	1 st FG% 11-37 29.7%	2 nd FG% 4-15 26.7%	3 rd FG% 2-6 33.3%	4 th FG% 20-64 31.3%
3PT%	2-10 20.0%	7-11 63.6%	9-27 33.3%	6-25 24.0%
FT%	7-11 63.6%	4-5 80%	3-5 60%	19-28 67.9%
GM FG%	21-69 30.4%			
GM FT%	6-25 24.0%			
FT%	19-28 67.9%			
Technical Fouls:	NONE			

Points from Turnovers	UC 6	UH 9
Second Chance	UC 4	UH 13
Fast Breaks	UC 18	UH 6
Bench	UC 12	UH 12

Points from Turnovers	MEM 15	HOU 15
Second Chance	MEM 4	HOU 22
Fast Breaks	MEM 13	HOU 17
Bench	MEM 15	HOU 8

#2/1 (1) HOUSTON 63, (16) NORTHERN KENTUCKY 52

NCAA Tournament Midwest Region First Round

March 16, 2023 • Legacy Arena • Birmingham, Ala.

#2/1 HOUSTON 81, (9) AUBURN 64

NCAA Tournament Midwest Region Second Round

March 18, 2023 • Legacy Arena • Birmingham, Ala.

Official Basketball Box Score - Final
Northern Ky. at Houston
 03/16/23 Legacy Arena, Birmingham
 NCAA Division I Men's Basketball Championship - First Round
 Game Time: 8:20 PM
 Game Duration: 2:03
 Attendance: 15,154
 Officials: Terry Oglesby, Brandon Cruz, Randy Hemmerman

NO. Name	Min	FG			FT			Rebounds		Fouls		TP	AS	TO	ST	Blocks		+/-
		M/A	M/A	M/A	OR	DR	TOT	PF	FD	BS	BA							
21 Chris Brandon	F	38:32	3-5	0-1	0-0	7	7	14	3	4	6	2	1	1	0	0	-12	
1 Trey Robinson	G	29:16	3-14	2-8	3-4	3	0	3	0	3	11	1	0	1	0	3		
2 Sam Vinson	G	38:00	7-15	1-8	0-0	5	3	8	2	1	15	1	2	3	1	0	-8	
3 Marques Warrick	G	38:18	2-18	1-8	4-4	0	0	0	2	3	9	1	0	1	0	0		
11 Xavier Rhodes	G	37:53	3-9	0-2	2-2	3	3	6	3	2	8	2	3	2	0	-6		
22 Trevon Faulkner	F	15:12	1-8	1-6	0-0	1	1	2	1	3	1	0	0	0	0	-6		
34 Hubertas Pivorius	F	01:45	0-0	0-0	0-0	0	0	0	0	0	0	0	0	0	0	-4		
4 A'lahn Sumler	F	01:04	0-0	0-0	0-0	0	0	0	0	0	0	0	0	0	0	-2		
Team			1-1	2-2	0	0	0	0	0	0	0	0	0	0	0	0		
Totals		19:69	5-33	9-10	18	15	33	12	14	52	7	7	9	1	4	-11		

NO. Name	Min	FG			FT			Rebounds		Fouls		TP	AS	TO	ST	Blocks		+/-
		M/A	M/A	M/A	OR	DR	TOT	PF	FD	BS	BA							
13 J'Wan Roberts	F	34:51	4-6	0-0	3-4	5	7	12	1	2	11	4	1	0	1	0	13	
25 Jarace Walker	F	36:16	6-8	0-0	4-4	2	4	6	1	2	16	1	3	0	2	0	10	
0 Marcus Sasser	G	13:53	2-5	1-3	0-0	2												



2022-23 Houston Men's Basketball Combined Team Statistics All games

Game Records

Record	Overall	Home	Away	Neutral
ALL GAMES	33-3	16-2	11-0	6-1
CONFERENCE	17-1	8-1	9-0	0-0
NON-CONFERENCE	16-2	8-1	2-0	6-1

Score by Periods

Team	1st	2nd	OT	TOT
Houston	1327	1368	0	2695
Opponents	963	1074	0	2037

Team Box Score

No.	Player	Total					3-Point		F-Throw		Rebounds				Other				PTS	AVG		
		GP-GS	MIN	AVG	FG-FGA	FG%	3FG-3FGA	3FG%	FT-FTA	FT%	OFF	DEF	TOT	AVG	PF	DQ	A	TO			BLK	STL
0	SASSER, Marcus	35-35	1069:23	30.6	186-422	.441	94-242	.388	124-147	.844	13	84	97	2.8	53	0	107	54	6	57	590	16.9
25	WALKER, Jarace	35-34	956:22	27.3	154-324	.475	33-95	.347	47-74	.635	79	155	234	6.7	73	1	60	53	42	34	388	11.1
1	SHEAD, Jamal	36-36	1174:46	32.6	140-341	.411	44-140	.314	50-67	.746	20	88	108	3.0	76	0	195	73	8	63	374	10.4
13	ROBERTS, J'Wan	36-35	953:08	26.5	155-253	.613	0-1	.000	59-86	.686	109	174	283	7.9	78	2	43	38	49	26	369	10.3
12	MARK, Tramon	36-36	1055:38	29.3	124-315	.394	37-113	.327	76-98	.776	44	131	175	4.9	69	1	66	44	15	38	361	10.0
21	SHARP, Emanuel	32-0	497:34	15.5	55-151	.364	41-118	.347	37-42	.881	20	52	72	2.3	69	1	16	26	2	10	188	5.9
5	FRANCIS, Ja'Vier	34-1	360:13	10.6	62-87	.713	0-0	.000	26-44	.591	50	72	122	3.6	56	0	6	10	39	12	150	4.4
23	ARCENEUX, Terrance	33-1	468:52	14.2	49-133	.368	17-68	.250	10-19	.526	30	54	84	2.5	35	0	19	19	5	22	125	3.8
3	WALKER JR., Ramon	10-0	150:36	15.1	10-28	.357	4-15	.267	5-7	.714	7	18	25	2.5	16	1	4	6	0	2	29	2.9
32	CHANEY, Reggie	34-1	453:53	13.3	43-66	.652	0-0	.000	12-30	.400	43	47	90	2.6	72	3	12	19	12	23	98	2.9
20	ELVIN, Ryan	15-0	44:13	2.9	8-19	.421	5-12	.417	2-2	1.000	1	3	4	0.3	4	0	0	0	0	3	23	1.5
4	BOWSER, Darius	6-1	15:22	2.6	0-0	.000	0-0	.000	0-0	.000	0	2	2	0.3	1	0	0	0	0	0	0	0.0
Team											47	63	110					20				
Total		36	7200		986-2139	.461	275-804	.342	448-616	.727	463	943	1406	39.1	602	9	528	362	178	290	2695	74.9
Opponents		36	7200		677-1873	.361	223-815	.274	460-672	.685	364	774	1138	31.6	583	6	360	500	87	195	2037	56.6

Team Statistics

	UH	OPP
Scoring	2695	2037
Points per game	74.9	56.6
Scoring margin	+18.3	-
Field goals-att	986-2139	677-1873
Field goal pct	.461	.361
3 point fg-att	275-804	223-815
3-point FG pct	.342	.274
3-pt FG made per game	7.6	6.2
Free throws-att	448-616	460-672
Free throw pct	.727	.685
F-Throws made per game	12.4	12.8
Rebounds	1406	1138
Rebounds per game	39.1	31.6
Rebounding margin	+7.4	-
Assists	528	360
Assists per game	14.7	10.0
Turnovers	362	500
Turnovers per game	10.1	13.9
Turnover margin	+3.8	-
Assist/turnover ratio	1.5	0.7
Steals	290	195
Steals per game	8.1	5.4
Blocks	178	87
Blocks per game	4.9	2.4
Winning streak	2	-
Home win streak	5	-
Attendance	134093	99490
Home games-Avg/Game	18-7450	11-9045
Neutral site-Avg/Game	-	7-2979

Team Results

Date	Opponent		Score	Att.
11/07/2022	Northern Colo.	W	83-36	7042
11/11/2022	vs Saint Joseph's	W	81-55	2889
11/14/2022	Oral Roberts	W	83-45	7246
11/16/2022	Texas Southern	W	83-48	7322
11/20/2022	at Oregon	W	66-56	7002
11/26/2022	Kent St.	W	49-44	7378
11/29/2022	Norfolk St.	W	100-52	7308
12/03/2022	vs Saint Mary's (CA)	W	53-48	2812
12/06/2022	North Florida	W	76-42	7283
12/10/2022	Alabama	L	65-71	7718
12/13/2022	N.C. A&T	W	74-46	7268
12/17/2022	at Virginia	W	69-61	14629
12/21/2022	McNeese	W	83-44	7418
12/28/2022	at Tulsa	W	89-50	4807
12/31/2022	UCF	W	71-65	7457
01/05/2023	SMU	W	87-53	7478
01/08/2023	at Cincinnati	W	72-59	10264
01/11/2023	South Fla.	W	83-77	7473
01/17/2023	at Tulane	W	80-60	3621
01/22/2023	Temple	L	55-56	7484
01/25/2023	at UCF	W	82-71	9383
01/28/2023	Cincinnati	W	75-69	7477
02/02/2023	at Wichita St.	W	70-61	7274
02/05/2023	at Temple	W	81-65	10206
02/08/2023	Tulsa	W	80-42	7369
02/16/2023	at SMU	W	80-65	6278
02/19/2023	Memphis	W	72-64	7730
02/22/2023	Tulane	W	89-59	7763
02/25/2023	at East Carolina	W	76-57	7589
03/02/2023	Wichita St.	W	83-66	7879
03/05/2023	at Memphis	W	67-65	18437
03/10/2023	vs East Carolina	W	60-46	0
03/11/2023	vs Cincinnati	W	69-48	0
03/12/2023	vs Memphis	L	65-75	0
03/16/2023	vs Northern Ky.	W	63-52	15154
03/18/2023	vs Auburn	W	81-64	0



2022-23 Houston Men's Basketball
Combined Team Statistics
in NCAA Tournament

Game Records

Record	Overall	Home	Away	Neutral
ALL GAMES	2-0	0-0	0-0	2-0
CONFERENCE	0-0	0-0	0-0	0-0
NON-CONFERENCE	2-0	0-0	0-0	2-0

Score by Periods

Team	1st	2nd	OT	TOT
Houston	61	83	0	144
Opponents	68	48	0	116

Team Box Score

No.	Player	Total			3-Point			F-Throw		Rebounds				PF DQ A TO BLK STL PTS AVG								
		GP-GS	MIN	AVG	FG-FGA	FG%	3FG-3FGA	3FG%	FT-FTA	FT%	OFF	DEF	TOT	AVG	PF	DQ	A	TO	BLK	STL	PTS	AVG
12	MARK, Tramon	2-2	72:37	36.3	11-25	.440	0-8	.000	8-9	.889	3	12	15	7.5	3	0	1	4	0	2	30	15.0
0	SASSER, Marcus	2-2	44:45	22.4	9-19	.474	6-12	.500	3-3	1.000	0	3	3	1.5	5	0	2	1	0	1	27	13.5
1	SHEAD, Jamal	2-2	70:38	35.3	8-23	.348	1-8	.125	6-7	.857	0	5	5	2.5	7	0	11	7	2	2	23	11.5
25	WALKER, Jarace	2-2	68:37	34.3	9-16	.563	1-2	.500	4-4	1.000	4	12	16	8.0	5	0	3	4	8	0	23	11.5
21	SHARP, Emanuel	2-0	35:37	17.8	4-8	.500	3-6	.500	6-7	.857	0	5	5	2.5	5	0	1	0	0	1	17	8.5
13	ROBERTS, J'Wan	2-2	66:10	33.1	6-14	.429	0-0	.000	5-7	.714	9	10	19	9.5	6	1	6	3	6	0	17	8.5
32	CHANEY, Reggie	2-0	24:03	12.0	2-2	1.000	0-0	.000	1-2	.500	1	3	4	2.0	3	0	0	1	0	0	5	2.5
23	ARCENEUX, Terrance	2-0	16:23	8.2	1-4	.250	0-2	.000	0-0	.000	2	3	5	2.5	3	0	0	0	0	1	2	1.0
5	FRANCIS, Ja'Vier	1-0	01:10	1.2	0-0	.000	0-0	.000	0-0	.000	0	0	0	0.0	2	0	0	0	0	0	0	0.0
Team											9	6	15				4					
Total		2	400		50-111	.450	11-38	.289	33-39	.846	28	59	87	43.5	39	1	24	24	16	7	144	72.0
Opponents		2	400		39-122	.320	10-49	.204	28-46	.609	31	36	67	33.5	34	0	18	15	4	10	116	58.0

Team Statistics

	UH	OPP
Scoring	144	116
Points per game	72.0	58.0
Scoring margin	+14.0	-
Field goals-att	50-111	39-122
Field goal pct	.450	.320
3 point fg-att	11-38	10-49
3-point FG pct	.289	.204
3-pt FG made per game	5.5	5.0
Free throws-att	33-39	28-46
Free throw pct	.846	.609
F-Throws made per game	16.5	14.0
Rebounds	87	67
Rebounds per game	43.5	33.5
Rebounding margin	+10.0	-
Assists	24	18
Assists per game	12.0	9.0
Turnovers	24	15
Turnovers per game	12.0	7.5
Turnover margin	-4.5	-
Assist/turnover ratio	1.0	1.2
Steals	7	10
Steals per game	3.5	5.0
Blocks	16	4
Blocks per game	8.0	2.0
Winning streak	2	-
Home win streak	0	-
Attendance	0	0
Home games-Avg/Game	0-0	0-0
Neutral site-Avg/Game	-	2-7577

Team Results

Date	Opponent		Score	Att.
03/16/2023	vs Northern Ky.	W	63-52	15154
03/18/2023	vs Auburn	W	81-64	0



2022-23 Houston Men's Basketball
Combined Team Statistics
at American Championship

Game Records

Record	Overall	Home	Away	Neutral
ALL GAMES	2-1	0-0	0-0	2-1
CONFERENCE	0-0	0-0	0-0	0-0
NON-CONFERENCE	2-1	0-0	0-0	2-1

Score by Periods

Team	1st	2nd	OT	TOT
Houston	92	102	0	194
Opponents	90	79	0	169

Team Box Score

No.	Player	Total			3-Point			F-Throw		Rebounds				PF DQ A TO BLK STL				PTS	AVG			
		GP-GS	MIN	AVG	FG-FGA	FG%	3FG-3FGA	3FG%	FT-FTA	FT%	OFF	DEF	TOT	AVG	PF	DQ	A			TO	BLK	STL
0	SASSER, Marcus	2-2	41:51	20.9	11-18	.611	4-10	.400	8-8	1.000	0	7	7	3.5	0	0	2	3	1	2	34	17.0
1	SHEAD, Jamal	3-3	102:36	34.2	13-35	.371	5-16	.313	13-15	.867	0	5	5	1.7	7	0	17	9	2	5	44	14.7
25	WALKER, Jarace	3-3	85:59	28.7	11-28	.393	3-12	.250	6-10	.600	6	10	16	5.3	7	1	5	6	5	4	31	10.3
13	ROBERTS, J'Wan	3-3	92:08	30.7	12-28	.429	0-0	.000	4-10	.400	15	25	40	13.3	6	0	5	2	4	4	28	9.3
12	MARK, Tramon	3-3	91:31	30.5	6-28	.214	1-7	.143	9-11	.818	4	14	18	6.0	10	0	9	5	0	3	22	7.3
23	ARCENEUX, Terrance	3-1	77:19	25.8	5-20	.250	2-8	.250	4-6	.667	5	2	7	2.3	6	0	1	4	0	0	16	5.3
21	SHARP, Emanuel	3-0	53:28	17.8	3-16	.188	2-11	.182	1-2	.500	2	5	7	2.3	10	0	0	0	0	1	9	3.0
32	CHANEY, Reggie	3-0	37:57	12.7	3-3	1.000	0-0	.000	2-4	.500	2	8	10	3.3	8	0	0	1	1	2	8	2.7
5	FRANCIS, Ja'Vier	2-0	14:08	7.1	1-1	1.000	0-0	.000	0-1	.000	0	3	3	1.5	4	0	0	0	0	0	2	1.0
4	BOWSER, Darius	1-0	01:31	1.5	0-0	.000	0-0	.000	0-0	.000	0	0	0	0.0	0	0	0	0	0	0	0	0.0
20	ELVIN, Ryan	1-0	01:31	1.5	0-1	.000	0-0	.000	0-0	.000	0	0	0	0.0	0	0	0	0	0	0	0	0.0
Team											4	10	14					2				
Total		3	600		65-178	.365	17-64	.266	47-67	.701	38	89	127	42.3	58	1	39	32	13	21	194	64.7
Opponents		3	600		56-155	.361	15-59	.254	42-69	.609	25	85	110	36.7	52	1	30	37	4	19	169	56.3

Team Statistics

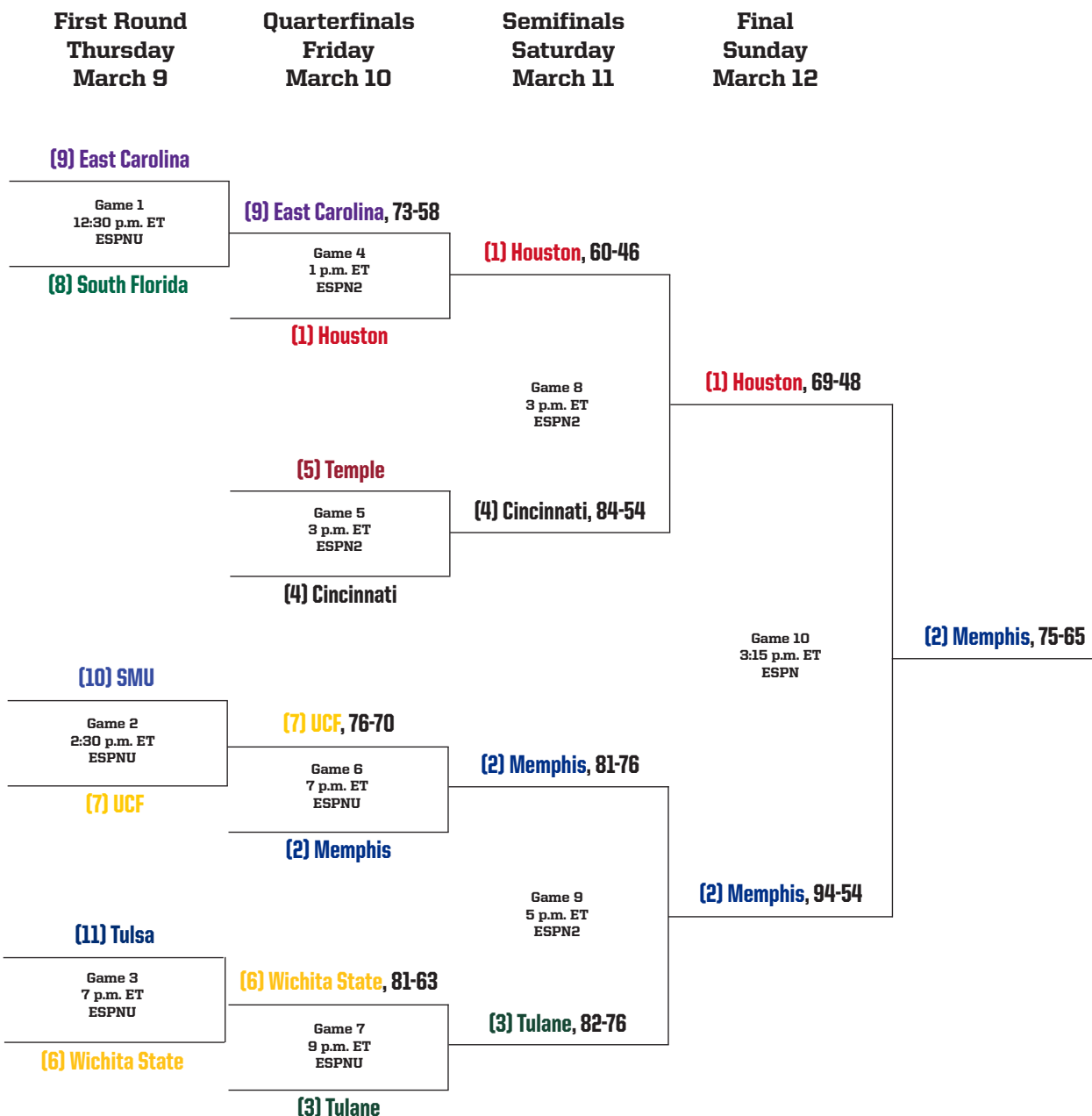
	UH	OPP
Scoring	194	169
Points per game	64.7	56.3
Scoring margin	+8.3	-
Field goals-att	65-178	56-155
Field goal pct	.365	.361
3 point fg-att	17-64	15-59
3-point FG pct	.266	.254
3-pt FG made per game	5.7	5.0
Free throws-att	47-67	42-69
Free throw pct	.701	.609
F-Throws made per game	15.7	14.0
Rebounds	127	110
Rebounds per game	42.3	36.7
Rebounding margin	+5.7	-
Assists	39	30
Assists per game	13.0	10.0
Turnovers	32	37
Turnovers per game	10.7	12.3
Turnover margin	+1.7	-
Assist/turnover ratio	1.2	0.8
Steals	21	19
Steals per game	7.0	6.3
Blocks	13	4
Blocks per game	4.3	1.3
Winning streak	0	-
Home win streak	0	-
Attendance	0	0
Home games-Avg/Game	0-0	0-0
Neutral site-Avg/Game	-	3-0

Team Results

Date	Opponent		Score	Att.
03/10/2023	vs East Carolina	W	60-46	0
03/11/2023	vs Cincinnati	W	69-48	0
03/12/2023	vs Memphis	L	65-75	0



American Athletic Conference 2023 Men's Basketball Championship Bracket





2022-23 Houston Men's Basketball
 Combined Team Statistics
 vs 2023 NCAA Tournament Field

Game Records

Record	Overall	Home	Away	Neutral
ALL GAMES	7-2	4-1	2-0	1-1
CONFERENCE	2-0	1-0	1-0	0-0
NON-CONFERENCE	5-2	3-1	1-0	1-1

Score by Periods

Team	1st	2nd	OT	TOT
Houston	314	292	0	606
Opponents	238	283	0	521

Team Box Score

No.	Player	Total			3-Point		F-Throw		Rebounds				Other				PTS	AVG				
		GP-GS	MIN	AVG	FG-FGA	FG%	3FG-3FGA	3FG%	FT-FTA	FT%	OFF	DEF	TOT	AVG	PF	DQ			A	TO	BLK	STL
0	SASSER, Marcus	8-8	281:27	35.2	37-103	.359	11-53	.208	41-49	.837	2	21	23	2.9	12	0	22	15	1	10	126	15.8
1	SHEAD, Jamal	9-9	311:52	34.7	35-96	.365	10-37	.270	14-19	.737	3	26	29	3.2	22	0	34	21	1	15	94	10.4
12	MARK, Tramon	9-9	271:37	30.2	30-74	.405	10-20	.500	24-29	.828	9	31	40	4.4	19	1	12	15	1	10	94	10.4
13	ROBERTS, J'Wan	9-9	253:15	28.1	38-69	.551	0-0	.000	16-27	.593	33	48	81	9.0	17	0	11	12	16	5	92	10.2
25	WALKER, Jarace	9-9	234:52	26.1	29-66	.439	7-20	.350	11-16	.688	18	30	48	5.3	26	1	14	14	14	8	76	8.4
23	ARCENEUX, Terrance	8-1	122:27	15.3	12-31	.387	5-18	.278	6-11	.545	8	17	25	3.1	7	0	2	5	1	4	35	4.4
32	CHANEY, Reggie	9-0	136:18	15.1	14-22	.636	0-0	.000	6-11	.545	15	12	27	3.0	18	1	4	7	4	10	34	3.8
5	FRANCIS, Ja'Vier	8-0	52:28	6.6	12-17	.706	0-0	.000	6-12	.500	10	11	21	2.6	12	0	0	3	7	2	30	3.8
21	SHARP, Emanuel	6-0	70:28	11.7	6-21	.286	2-15	.133	2-2	1.000	2	3	5	0.8	11	0	2	5	0	2	16	2.7
3	WALKER JR., Ramon	3-0	54:40	18.2	3-9	.333	1-5	.200	0-0	.000	4	10	14	4.7	6	0	1	2	0	1	7	2.3
20	ELVIN, Ryan	2-0	07:00	3.5	0-1	.000	0-0	.000	2-2	1.000	0	0	0	0.0	1	0	0	0	0	0	2	1.0
4	BOWSER, Darius	1-0	03:36	3.6	0-0	.000	0-0	.000	0-0	.000	0	0	0	0.0	0	0	0	0	0	0	0	0.0
Team											8	20	28					2				
Total		9	1800		216-509	.424	46-168	.274	128-178	.719	112	229	341	37.9	151	3	102	101	45	67	606	67.3
Opponents		9	1800		175-480	.365	57-195	.292	114-161	.708	94	208	302	33.6	163	1	93	125	24	54	521	57.9

Team Statistics

	UH	OPP
Scoring	606	521
Points per game	67.3	57.9
Scoring margin	+9.4	-
Field goals-att	216-509	175-480
Field goal pct	.424	.365
3 point fg-att	46-168	57-195
3-point FG pct	.274	.292
3-pt FG made per game	5.1	6.3
Free throws-att	128-178	114-161
Free throw pct	.719	.708
F-Throws made per game	14.2	12.7
Rebounds	341	302
Rebounds per game	37.9	33.6
Rebounding margin	+4.3	-
Assists	102	93
Assists per game	11.3	10.3
Turnovers	101	125
Turnovers per game	11.2	13.9
Turnover margin	+2.7	-
Assist/turnover ratio	1.0	0.7
Steals	67	54
Steals per game	7.4	6.0
Blocks	45	24
Blocks per game	5.0	2.7
Winning streak	0	-
Home win streak	1	-
Attendance	37394	33066
Home games-Avg/Game	5-7479	2-16533
Neutral site-Avg/Game	-	2-1406

Team Results

Date	Opponent		Score	Att.
11/14/2022	Oral Roberts	W	83-45	7246
11/16/2022	Texas Southern	W	83-48	7322
11/26/2022	Kent St.	W	49-44	7378
12/03/2022	vs Saint Mary's (CA)	W	53-48	2812
12/10/2022	Alabama	L	65-71	7718
12/17/2022	at Virginia	W	69-61	14629
02/19/2023	Memphis	W	72-64	7730
03/05/2023	at Memphis	W	67-65	18437
03/12/2023	vs Memphis	L	65-75	0



2022-23 Houston Men's Basketball Combined Team Statistics In Conference games

Game Records

Record	Overall	Home	Away	Neutral
ALL GAMES	17-1	8-1	9-0	0-0
CONFERENCE	17-1	8-1	9-0	0-0
NON-CONFERENCE	0-0	0-0	0-0	0-0

Score by Periods

Team	1st	2nd	OT	TOT
Houston	681	711	0	1392
Opponents	525	579	0	1104

Team Box Score

No.	Player				Total		3-Point		F-Throw		Rebounds											
		GP-GS	MIN	AVG	FG-FGA	FG%	3FG-3FGA	3FG%	FT-FTA	FT%	OFF	DEF	TOT	AVG	PF	DQ	A	TO	BLK	STL	PTS	AVG
0	SASSER, Marcus	18-18	609:25	33.9	99-223	.444	54-128	.422	69-84	.821	8	44	52	2.9	32	0	69	30	3	34	321	17.8
25	WALKER, Jarace	17-16	480:09	28.2	83-176	.472	21-61	.344	23-38	.605	38	83	121	7.1	35	0	29	28	17	17	210	12.4
13	ROBERTS, J'Wan	18-17	477:05	26.5	83-128	.648	0-1	.000	42-55	.764	52	79	131	7.3	49	1	18	18	22	13	208	11.6
1	SHEAD, Jamal	18-18	594:24	33.0	80-176	.455	24-71	.338	23-33	.697	14	43	57	3.2	37	0	91	32	0	28	207	11.5
12	MARK, Tramon	18-18	542:01	30.1	66-156	.423	23-63	.365	36-49	.735	20	71	91	5.1	32	0	32	18	13	22	191	10.6
21	SHARP, Emanuel	18-0	286:42	15.9	29-88	.330	22-70	.314	25-28	.893	13	33	46	2.6	44	1	10	15	2	7	105	5.8
5	FRANCIS, Ja'Vier	18-1	180:13	10.0	21-32	.656	0-0	.000	13-18	.722	19	36	55	3.1	29	0	6	4	17	6	55	3.1
23	ARCENEUX, Terrance	16-0	171:04	10.7	18-45	.400	4-20	.200	1-3	.333	10	14	24	1.5	14	0	10	5	3	11	41	2.6
32	CHANEY, Reggie	17-1	220:25	13.0	20-31	.645	0-0	.000	3-10	.300	18	19	37	2.2	38	2	7	7	4	10	43	2.5
20	ELVIN, Ryan	7-0	18:24	2.6	4-10	.400	3-8	.375	0-0	.000	1	0	1	0.1	2	0	0	0	0	1	11	1.6
4	BOWSER, Darius	4-1	10:15	2.6	0-0	.000	0-0	.000	0-0	.000	0	2	2	0.5	1	0	0	0	0	0	0	0.0
3	WALKER JR., Ramon	1-0	09:52	9.9	0-1	.000	0-1	.000	0-0	.000	0	1	1	1.0	0	0	0	0	0	0	0	0.0
Team											27	24	51					10				
Total		18	3600		503-1066	.472	151-423	.357	235-318	.739	220	449	669	37.2	313	4	272	167	81	149	1392	77.3
Opponents		18	3600		364-930	.391	124-399	.311	252-353	.714	174	378	552	30.7	291	4	200	242	41	88	1104	61.3

Team Statistics

	UH	OPP
Scoring	1392	1104
Points per game	77.3	61.3
Scoring margin	+16.0	-
Field goals-att	503-1066	364-930
Field goal pct	.472	.391
3 point fg-att	151-423	124-399
3-point FG pct	.357	.311
3-pt FG made per game	8.4	6.9
Free throws-att	235-318	252-353
Free throw pct	.739	.714
F-Throws made per game	13.1	14.0
Rebounds	669	552
Rebounds per game	37.2	30.7
Rebounding margin	+6.5	-
Assists	272	200
Assists per game	15.1	11.1
Turnovers	167	242
Turnovers per game	9.3	13.4
Turnover margin	+4.2	-
Assist/turnover ratio	1.6	0.8
Steals	149	88
Steals per game	8.3	4.9
Blocks	81	41
Blocks per game	4.5	2.3
Winning streak	11	-
Home win streak	5	-
Attendance	68110	77859
Home games-Avg/Game	9-7568	9-8651
Neutral site-Avg/Game	-	0-0

Team Results

Date	Opponent		Score	Att.
12/28/2022	at Tulsa	W	89-50	4807
12/31/2022	UCF	W	71-65	7457
01/05/2023	SMU	W	87-53	7478
01/08/2023	at Cincinnati	W	72-59	10264
01/11/2023	South Fla.	W	83-77	7473
01/17/2023	at Tulane	W	80-60	3621
01/22/2023	Temple	L	55-56	7484
01/25/2023	at UCF	W	82-71	9383
01/28/2023	Cincinnati	W	75-69	7477
02/02/2023	at Wichita St.	W	70-61	7274
02/05/2023	at Temple	W	81-65	10206
02/08/2023	Tulsa	W	80-42	7369
02/16/2023	at SMU	W	80-65	6278
02/19/2023	Memphis	W	72-64	7730
02/22/2023	Tulane	W	89-59	7763
02/25/2023	at East Carolina	W	76-57	7589
03/02/2023	Wichita St.	W	83-66	7879
03/05/2023	at Memphis	W	67-65	18437



Houston - Individual Game Highs

Table with columns: POINTS, FIELD GOALS MADE, FIELD GOAL ATTEMPTS, FIELD GOAL PERCENTAGE (min 5 made), 3 PT FG MADE, 3 PT FG ATTEMPTS, 3 PT FG PERCENTAGE (min 2 made), FREE THROWS MADE, FREE THROW ATTEMPTS, FREE THROW PERCENTAGE (min 3 made). Includes player names and game dates.

Houston - Individual Game Highs

Table with columns: ASSISTERS, STEALS, BLOCKED SHOTS, TURNOVERS, FOULS. Includes player names and game dates.



Opponent - Individual Game Highs

Table with columns: POINTS, FIELD GOALS MADE, FIELD GOAL ATTEMPTS, FIELD GOAL PERCENTAGE (min 5 made), 3 PT FG MADE, 3 PT FG ATTEMPTS, 3 PT FG PERCENTAGE (min 2 made), FREE THROWS MADE, FREE THROW ATTEMPTS, FREE THROW PERCENTAGE (min 3 made). Includes player names and game dates.



Opponent - Individual Game Highs

Table with columns: REBOUNDS, ASSISTERS, STEALS, BLOCKED SHOTS, TURNOVERS, FOULS. Includes player names and game dates.