



2023 HURRICANES
FOOTBALL

MEDIA GUIDE



TABLE OF CONTENTS

MEDIA INFORMATION

1	Table of Contents
2	President Julio Frenk
2	Faculty Rep. Dr. Marvin Dawkins
3-4	Director of Athletics Dan Radakovich
4-7	Athletics Administration

2022 MIAMI HURRICANES

8-9	Numerical Roster
10-42	Student-Athlete Profiles

COACHING STAFF

43-45	Head Coach Mario Cristobal
46-56	Assistant Coaches
57-59	Football Support Staff

2021 SEASON IN REVIEW

61-85	Season Statistics
-------	-------------------

HURRICANES FOOTBALL HISTORY

86-93	Miami Football History
94-110	All-Time Results
111-130	Series History
131-135	National Championships
136	Bowl Game History
137-151	Bowl Game Recaps
152-159	College/Pro Football Hall of Fame
160-169	First-Team All-Americans
170-175	Award Winners
176-183	All-Conference & Conference Awards
184-197	#ProCanes
198-202	NFL Draft Picks
203-206	Hurricanes in the Super Bowl / Pro Bowl
207-230	All-Time Lettermen
231-231	Attendance
233-237	University of Miami Sports Hall of Fame

HURRICANES FOOTBALL RECORDS

238-241	Individual Records
242-254	Individual Leaders
255-258	Individual Game Bests
259-262	Individual Superlatives
263-268	Team Season Bests
279-270	Team Single-Game Bests
272	Opponent Game Bests

2023 SCHEDULE

DATE	OPPONENT	LOCATION
Sept. 1	Miami (Ohio)	Hard Rock Stadium
Sept. 9	Texas A&M	Hard Rock Stadium
Sept. 14	Bethune-Cookman	Hard Rock Stadium
Sept. 23	at Temple	Philadelphia, Pa.
Oct. 7	Georgia Tech*	Hard Rock Stadium
Oct. 14	at North Carolina*	Chapel Hill, N.C.
Oct. 21	Clemson*	Hard Rock Stadium
Oct. 28	Virginia*	Hard Rock Stadium
Nov. 4	at NC State*	Raleigh, N.C.
Nov. 11	at Florida State*	Tallahassee, Fla.
Nov. 18	Louisville*	Hard Rock Stadium
Nov. 24	at Boston College*	Chestnut Hill, Mass.



DR. JULIO FRENK
UNIVERSITY PRESIDENT
 UNIVERSIDAD NACIONAL
 AUTÓNOMA DE MÉXICO, 1979

A fourth-generation physician whose paternal grandparents fled Germany in the early 1930s to build a new life in Mexico, Julio Frenk catalyzed his deep gratitude for the kindness of strangers into a lifelong mission to improve the health, education, and well-being of people around the world.

Dr. Frenk became the sixth president of the University of Miami in August of 2015. He also holds academic appointments as Professor of Public Health Sciences at the Leonard M. Miller School of Medicine and as Professor of Health Sector Management and Policy at the Business School.

Prior to joining the University of Miami, he was the dean for nearly seven years of the Harvard T.H. Chan School of Public Health and the T & G Angelopoulos Professor of Public Health and International Development, a joint appointment with the Harvard Kennedy School of Government.

Julio Frenk served as the Minister of Health of Mexico from 2000 to 2006. There he pursued an ambitious agenda to reform the nation's health system and introduced a program of comprehensive universal coverage, known as Seguro Popular, which expanded access to health care for more than 55 million previously uninsured Mexicans.

He was the founding director-general of the National Institute of Public Health in Mexico, one of the leading institutions of its kind in the developing world. He also served as executive director in charge of Evidence and Information for Policy at the World Health Organization and as senior fellow in the global health program of the Bill & Melinda Gates Foundation, among other leadership positions.

Dr. Frenk holds a medical degree from the National University of Mexico, as well as a master of public health and a joint Ph.D. in Medical Care Organization and in Sociology from the University of Michigan. He has received honorary degrees from ten universities. His scholarly production, which includes over 170 articles in academic journals, as well as many books and book chapters, has been cited around 19,000 times.

He is a member of the American Academy of Arts and Sciences, the U.S. National Academy of Medicine, and the National Academy of Medicine of Mexico. He serves on the boards of the United Nations Foundation and the Robert Wood Johnson Foundation. He has received numerous recognitions, including the Clinton Global Citizen Award for changing the way practitioners and policy makers across the world think about health, the Bouchet Medal for Outstanding Leadership presented by Yale University for promoting diversity in graduate education, and the Welch-Rose Award for Distinguished Service from the Association of Schools and Programs of Public Health. In 2017, he was elected as a member of El Colegio Nacional, one of the most prestigious groups of intellectuals, artists, writers, and scientists of Mexico.

Julio Frenk was born in Mexico City in December 1953. He is married to Dr. Felicia Knaul, a social sector economist, and has

four children.

In summary, Dr. Julio Frenk has an extensive professional record spanning three decades and a career that has included leadership positions in all relevant aspects of public health and higher education: research, teaching, analysis of public policies, institution-building, international cooperation, and national public service. He has also been involved in various initiatives to reform higher education.



DR. MARVIN DAWKINS
FACULTY REPRESENTATIVE
 EDWARD WATERS, 1970

Dr. Marvin Dawkins, a distinguished professor in the Department of Sociology at the University of Miami, is in his 11th year as the Faculty Athletics Representative. He was named to the post in April 2012, replacing Clyde McCoy after his 17 years of service in that role.

In his FAR post, Dawkins is responsible for ensuring the academic integrity of students participating in University athletic programs and helping to oversee institutional control of the Department of Athletics. The Faculty Athletics Representative serves as a liaison between the University and the athletic department. This individual is the University's voting delegate to the ACC and represents UM with the NCAA and ACC.

Dawkins received his doctorate from Florida State and completed his postdoctoral research fellowships at Howard University and The Johns Hopkins University. He previously served on the faculties of the University of Maryland, Old Dominion University and the University of Wisconsin-Parkside.

His research focuses on issues of race and social equity in such areas as education, career aspirations and mobility, substance abuse prevention, and sports. He has published widely in these areas, including his most recent article titled "Race and Pathways to Power in the National Football League" (with Jomills H. Braddock and Erica Smith), which appears in American Behavioral Scientist (2012).

He has published widely in these areas. Dr. Dawkins is coauthor (with Graham C. Kinloch) of the book, African American Golfers During the Jim Crow Era (Praeger, 2000). His most recent publications include "African American Golf Clubs in the Early Development of Black Golf" in The Western Journal of Black Studies (2018) and "Challenges to Title IX: A Critical Race Perspective" in The Negro Educational Review (2019). Dr. Dawkins serves as the University of Miami's Faculty Athletics Representative to the Atlantic Coast Conference (ACC) and the National Collegiate Athletic Association (NCAA). He served as ACC President for 2017-2018. Dr. Dawkins is also a member of the Museum Committee of the United States Golf Association (USGA).



DAN RADAKOVICH
VICE PRESIDENT/ DIRECTOR OF
ATHLETICS
 INDIANA (PA.), 1980

Dan Radakovich was named the 14th Director of Athletics in University of Miami history on December 8, 2021, returning to his graduate school alma mater as one of the nation's most decorated and successful college athletics administrators.

Radakovich, who most recently served as Director of Athletics at Clemson for nine years, launched his career at UM in 1983 as the Hurricanes' athletic business manager, an experience which charted a course that has now spanned seven schools and 30-plus years as a visionary leader in all aspects of college athletics.

"This is a significant moment for the future of athletics at the University of Miami," University President Julio Frenk said upon Radakovich's hire. "Dan is one of the most highly regarded athletics directors in the country. He knows Miami well, from his time at the U and at Clemson, an ACC peer. His proven success, and the success that Dan has helped enable for student-athletes in the classroom and in competition, is reflective of our values. He has the experience, the relationships, and the passion it takes to ignite and sustain excellence—the very core of our bold vision for the future of Hurricanes Athletics."

In his first 18 months in Coral Gables, Radakovich has worked with campus leaders to chart an ambitious course for Miami Athletics with respect to facilities, sport sponsorship, fundraising and staff development. He hired three new head coaches (baseball, golf, rowing) and extended the contracts of six others. He has worked closely with football head coach Mario Cristobal to ramp up recruiting, evaluation, sports science and creative resources. Miami has announced plans to build a new football operations center, the on-campus "forever" home for Hurricanes football, a towering structure that will raise the student-athlete experience for all sports. UM recently opened the Susan and Stephen Symons Basketball Training Center and The Ruiz Family Baseball Strength & Conditioning Center.

This past year, Miami's men's basketball team reached its first-ever Final Four, while the women's basketball team advanced to the first Elite Eight in school history. UM also posted its highest Learfield Directors' Cup finish since 2016. Miami was one of seven schools – and the only ACC school – to have players drafted in the 2023 NFL, NBA, WNBA and MLB Drafts. In 2021-22, Miami was one of just two schools (along with North Carolina) to have its football team qualify for a bowl game, its men's basketball team reach the Sweet 16 and its baseball team host a regional.

Miami's most recent NCAA Graduation Success Rate was 93 percent, matching the school record set in 2012. UM student-athletes posted a Spring 2023 grade point average of 3.17, the school's highest non-COVID semester ever. Miami also captured the 2022 NCAA Team Works Community Service competition with 100 percent participation from its student-athletes.

Miami Athletic Development raised more than \$26 million this past fiscal year, an increase of 36 percent over the previous year, and increased its total number of donors by more than 8,000.

Radakovich is the immediate past President of LEADI, which

represents athletic directors at the Division I level. He was named 2017 SportsBusiness Journal Athletic Director of the Year after being a finalist in 2015. In 2014, Radakovich was one of 13 people, including one of only five FBS Directors of Athletics, to be named to first College Football Playoff committee.

At Clemson, Radakovich oversaw the most successful stretch in Tigers football history as the program won two national championships (2016, 2018), six ACC titles and made six College Football Playoff appearances.

Radakovich continuously led the Tigers athletic department to high achievements, both on the field and in the classroom, while developing significant upgrades in finance and facilities.

Clemson set a school record in the NCAA's most recent Graduation Success Rate (GSR) report, posting a 95 percent score, which also tied for first in the ACC amongst public schools. Eight Tigers programs earned perfect scores. Clemson student-athletes recorded nine semesters with a 3.0 GPA or higher, including a record 3.57 GPA in the spring of 2020. Radakovich guided the department successfully throughout the pandemic, helping Clemson to reopen athletic operations, including safely hosting 112,367 fans at Memorial Stadium in 2020, third most in the nation. In 2020-21, Clemson had its best finish in the Learfield Directors' Cup since 2007, finishing No. 36. Highlighting the athletic year, the football program claimed the ACC title and appeared in the College Football Playoff, the men's soccer program claimed the 2020 ACC championship, and the women's soccer program advanced to the Elite Eight. Additionally, Radakovich oversaw the development of the softball program at Clemson, which officially began in the spring of 2020. That program earned the ACC regular-season championship in 2021 and made its first trip to the NCAA Tournament. Clemson also made NCAA appearances in men's basketball, indoor and outdoor track & field and men's and women's golf.

During Radakovich's tenure, IPTAY, the school's fundraising arm, saw significant increases in contributions and he was instrumental along with the IPTAY Board of Directors in the Cornerstone Partner Program, which together has helped fund numerous investments in infrastructure and the student-athlete experience.

During the 2018-19 school year, Clemson won its second football national championship in three years, defeating Alabama 44-16. During the 2017-18 school year, Clemson became the first school in history to reach the College Football Playoff, advance to the Sweet 16 of the NCAA Men's Basketball Tournament and host a baseball regional in the same season.

Since 2013, Clemson received approvals for more than \$200 million in facility improvements and increased spending on direct student-athlete development programs, including nutrition, mental health and professional development, by \$2.4 million. His department increased overall revenue from \$69 million in fiscal year 2014 to a budgeted \$131 million in fiscal year 2020. Littlejohn Coliseum opened to rave reviews following a \$63 million renovation. The Allen N. Reeves Football Complex opened in 2017, setting the standard for football facilities around the country. The Nieri Family Student-Athlete Enrichment Center opened as a state-of-the-art facility for student-athlete development in the classroom and community. The development, rebranding and expansion of football's P.A.W. Journey highlighted a best-in-class approach to preparation for life after their Clemson football



careers.

Prior to his arrival, Radakovich amassed a wealth of experience serving in significant athletic administrative roles at Georgia Tech, LSU, American, South Carolina, Long Beach State and UM. Radakovich came to Clemson from Georgia Tech, where he served as Director of Athletics for six years (2006-12). He hired football head coach Paul Johnson, who was inducted into the College Football Hall of Fame in 2023, and rebuilt McCamish Pavilion, home to the Yellow Jackets' men's and women's basketball teams. Prior to his tenure at Georgia Tech, Radakovich worked as a Senior Associate Athletic Director at LSU from 2001-06. He had many responsibilities with the football program, including the year the Tigers won the national title in 2003.

From 2000-01 Radakovich was Director of Athletics at American University. Between 1994 and 2000, he served as Chief Financial Officer at South Carolina. He gained experience on the West Coast from 1989-94, when he was a Senior Associate Athletic Director at Long Beach State. Radakovich worked at The U from 1983-85 as Athletics Business Manager.

Radakovich, a native of Aliquippa, Pa., is a 1980 graduate of Indiana (Pa.), where he earned a bachelor's degree in finance. He was also a football letterman and student coach with the Crimson Hawk program, and he was inducted into the school's athletic hall of fame in 2021. He previously was enshrined into the Beaver County Sports Hall of Fame in 2008 and was recognized as a distinguished alumnus from Indiana in 2009.

Radakovich and his wife, Marcie, have two sons, Christian, a 2012 Georgia Tech graduate, and Grant, a 2015 Mercer graduate who was a tight end on Clemson's 2016 national championship football team.



BRIAN BAPTISTE
SENIOR DEPUTY DIRECTOR OF
ATHLETICS
TOWSON, 2005

Miami Athletics hired Brian Baptiste as Senior Deputy Athletic Director in April of 2023.

Baptiste comes to Coral Gables after spending the past four years as the Vice President for Athletics and Recreation at La Salle University.

Under Baptiste's leadership La Salle raised more money for its annual fund or unrestricted fundraising over the past two fiscal years than it has in its history. La Salle had a record 263 student-athletes named to the Atlantic 10 Commissioner's Honor Roll during his tenure, and 60 student-athletes earned All-Academic honors from their respective conferences and coaches' associations. In 2020, 13 of La Salle's programs scored a perfect 100 in the NCAA Graduation Success Rate (GSR), ranking the department in the top-20 nationally and first in the Atlantic 10. He also implemented the "Defining Your Difference Program" to better position senior student-athletes for success after graduation.

Baptiste serves on the board of directors for the Dad Vail Regatta, the largest collegiate regatta in North America, and co-chaired the Atlantic 10 Conference's Commission for Racial Equity, Diversity, and Inclusion.

He is the Vice Chair of the NCAA's Minority Opportunities & Interests Committee. In addition, the Philadelphia Business Journal named Baptiste to its 40 Under 40 List in 2021.

Baptiste joined La Salle in 2019 after nearly seven years at Northwestern, where he has served as Deputy Director of Athletics for Capital Projects and Operations. In that role, Baptiste was responsible for all capital projects for athletics and recreation and had oversight of athletic facilities, event management, equipment services, and recreation. He also served as sport administrator for the men's basketball, women's volleyball, men's and women's swimming and diving, and women's cross country programs.

Previously, Baptiste spent nearly three years at the University of Delaware as Associate Athletic Director for Compliance. He began his intercollegiate athletics career as an Assistant Director of Compliance at Georgetown University.

A native of Cheverly, Md., Baptiste is a 2005 graduate of Towson University. He earned his Juris Doctor from St. Thomas University School of Law in 2008 and is licensed to practice law in the state of Maryland.

He and his wife, Jessica, have three daughters.



JASON LAYTON
SENIOR DEPUTY DIRECTOR OF
ATHLETICS
SAINT LEO, 1999

Jason Layton serves as the University of Miami Senior Deputy Director of Athletics, a position he took over in August 2017. He initially joined Miami in December 2014 as the Senior Associate Athletics Director for Communications and Sales.

In his current position, Layton is responsible for managing the department's business office, marketing, digital strategies, communications, ticket sales, client experience, ticket operations, analytics, video production, and broadcast departments.

Additionally, Layton has oversight of all departmental licensing matters, Hurricane Sports Properties, and serves as the department liaison for all ACC finance and ACC Network matters.

Since his arrival, Miami has seen exceptional growth in ticket sales, licensing revenue, and video production services in both content and broadcast with ESPN and the newly formed ACC Network.

Under Layton's guidance, Miami has seen unprecedented growth in football attendance, including the most season ticket holders in university history (46,738) during the 2018 season. 2018 overall attendance average, 61,469 fans, ranking first in the nation among stadiums with seating capacities under 70,000.

The 2017 season averaged 58,682 fans, ranking second in the nation among stadiums with seating capacities under 70,000. During the 2016 season, the Hurricanes totaled 42,000 season ticket holders, averaging 58,572 fans per game - the 27th-highest total in the nation and leader among all Power Five schools in percentage increase on a year-to-year basis (23 percent).

Miami also sold out its entire 2015-16, 2016-17, 2017-18 men's basketball season ticket allotments, marking the first time in Hurricane Athletics history that a team has sold out its season ticket allotment in back-to-back-to-back seasons.



Layton serves as the primary contact for ESPN, overseeing the recent launch of the ACC Network, first in digital format in August 2016, and building to the linear network in the fall of 2019.

Layton, a Florida native, arrived in Miami after spending the 2012-2014 seasons at Colorado State University, where he served as the department's Senior Associate Athletics Director for Sales and Marketing. During his time in Fort Collins, Colo., Layton's ticket sales plans drove double-digit increases in football, volleyball, men's basketball and women's basketball revenue and tickets sold.

Before he arrived at Colorado State, Layton spent 13 years with the Tampa Bay Buccaneers. In his 13 years with the club, he handled a variety of responsibilities including sales, marketing, ticket operations, luxury suite operations, advertising, accounting, finance, and purchasing. Layton began his career with the Buccaneers as a customer service representative in 1999 before elevating to the role of Senior Director of Business Administration in 2011. Layton received his bachelor's and master's degrees from Saint Leo University in Saint Leo, Fla.



RACHELLE PAUL
DEPUTY DIRECTOR OF ATHLETICS /
SENIOR WOMAN ADMINISTRATOR
CANISIUS, 2003

Miami Athletics announced Wednesday that it has hired Rachelle Paul as Deputy Director of Athletics and Senior Woman Administrator.

Paul comes to Coral Gables after serving the past four years as Director of Athletics at Saint Peter's University.

"We are excited to welcome Rachelle to the University of Miami family," Vice President/Director of Athletics Dan Radakovich said. "Rachelle is a proven leader and seasoned administrator who will help drive our vision for success as an athletic department."

Saint Peter's enjoyed tremendous success during Paul's tenure, most notably when the men's basketball team became the first No. 15 seed in NCAA Tournament history to advance to the Elite Eight in 2022. Later that year, Paul was named the NCAA Division I Nike Executive of the Year by Women Leaders in College Sports.

Peacocks men's basketball advanced to at least the semifinals of the Metro Atlantic Athletic Conference Tournament in all four of her years at the helm, while the women's basketball team made the 2021 MAAC Tournament final, its first appearance in 20 years.

Saint Peter's finished in third place among all MAAC institutions in the Learfield Director's Cup standings at the conclusion of 2021-22 and witnessed one of the program's best athletic seasons in nearly 30 years during 2019-20, placing second in the MAAC Pepsi Zero Commissioner's Cup Men's Standings. The runner-up finish was the second highest in program history behind a first-place finish in 1993-94.

Paul oversaw the renovation of the Yanitelli Center with the creation of "Run Baby Run Arena" which opened during the 2021-22 academic year and houses the Peacocks' men's and women's basketball and women's volleyball programs.

Under Paul's leadership, Saint Peter's posted a 95 percent NCAA Graduation Success Rate (GSR) following the 2020-21 and 2021-22 academic years, which matched the school record. The Peacocks placed a school-record 161 student-athletes on the MAAC honor roll in 2019-20.

Paul joined Saint Peter's after serving as Senior Associate Athletics Director/SWA and Deputy Title IX Coordinator at Seton Hall University. She was responsible for the leadership and management of all areas of student-athlete development, including the organization and application of a comprehensive NCAA and BIG EAST rules compliance program and the implementation of relevant and effective programming to promote and enhance the personal growth and development of student-athletes. She also served as chair of the BIG EAST SWA Committee. Prior to Seton Hall, Paul held positions at Monmouth University, Canisius College, the Northeast Conference (NEC) and the MAAC.

Paul is a 2003 graduate of Canisius, where she also earned her master's degree in sport administration in 2004. A four-year letterwinner in lacrosse, she graduated from the program seventh in school history in career points (65), eighth in career goals (49), eighth in career assists (19) and third in career ground balls (133). She also earned two varsity letters as a member of the soccer team. Paul is married to Tim Paul and is a native of Buffalo, N.Y.



BRIAN CAMPBELL
ASSISTANT VICE PRESIDENT /
ATHLETICS DEVELOPMENT
U.S. AIR FORCE ACADEMY, 2008

Brian Campbell joined the University of Miami in May 2023 as Assistant Vice President, Athletics Development.

Campbell previously spent five years at the United States Air Force Academy, most recently as Executive Director of Development – Strategic Programs and Athletic Giving. Prior to that he worked four years at Anheuser-Busch InBev as a marketing director.

Campbell, a football student-athlete at USAFA, served four years in the Air Force upon graduation. He also has a master's degree in business administration from Washington University in St. Louis.



SHIRELLE JACKSON
EXECUTIVE ASSOCIATE AD /
STUDENT-ATHLETE DEVELOPMENT
BOWLING GREEN, 1994

Shirelle Jackson is the Executive Associate Athletic Director of Student-Athlete Development at the University of Miami. Jackson initially joined Miami as the director of student-athlete development in March 2014 and was promoted to assistant AD in July 2016.



Elevated to her current title in August 2017, Jackson also oversees the Hurricanes' track and field and cross country programs.

Prior to joining the athletics department, Jackson spent the previous five years in various capacities in the College of Arts and Sciences at UM. In 2014, Jackson received the Department of Biology Excellence in Service Award, for her efforts with 800 + Biology majors.

Her initial position within athletics was a new role intended to enhance the athletic department's efforts to develop programming which will enhance the total development of our student-athletes. Under her vision and leadership that role has grown into an office with two full time staff members and year round programming and leadership opportunities for our student athlete population. Due to the high level of community outreach, in 2018, the Miami Hurricanes earned the NCAA Helper-Helper Division I Community Service National Championship Award.

In addition to community service & outreach efforts, Jackson has been a featured panelist & speaker for the Women In Sports Forum, 2016 and 2018. She also served in the same capacity for Women Leaders in College Sports (formerly NACWAA) during their Institute for Administrative Advancement, 2019. Jackson has been a member of Women Leaders in College Sports since 2002. She is a 2002 graduate of Women Leaders/HERS Institute for Administrative Advancement. In 2016, Jackson received the Women Leaders Nell Jackson Administrator of the Year Award for engaging student-athletes with an inclusive environment.

Prior to arriving at UM, Shirelle was the director of athletic academic support services from 2005-08 at FIU, where she oversaw the management and operation of the school's academic support program for its 400 student-athletes. She also coordinated the academic and personal advising, class registration, tutors, study hall and study skills workshops. During her tenure at FIU, she saw her full-time staff increase to six and the student-athlete graduation rate improved by 16 percent.

She was the assistant director for student-athlete services for 11 months at Bowling Green State University in Bowling Green, Ohio. Her first athletics position was as assistant AD for student development from August 2002-July 2004 at Eastern Connecticut State.

Jackson was a two-year letter winner for the women's track and field team at Bowling Green. She received her bachelor's degree from Bowling Green in 1994 and her master's degree in counseling from Central Connecticut State in 1998. She is currently a doctoral candidate in higher education leadership at Nova Southeastern in Davie. She is married to Jason Jackson, who is the television host and courtside reporter for Miami HEAT telecasts. The couple has two children - Justin and Jordan.



MATT SMALE
EXECUTIVE ASSOCIATE AD /
BUSINESS OPERATIONS
MARYLAND, 2010 | BALTIMORE, 2017

Matt Smale currently serves as Miami's Executive Associate Athletics Director of Business Operations.

Smale, who arrived to Coral Gables in July 2018 as the Assistant Athletics Director of Business Operations, plans, prepares and

manages the department's operating budget, and oversees the daily operations of the business office. Smale serves as liaison to the university's budget and controller's offices, among other duties.

A Maryland native, Smale previously served as director of business operations for the University of Maryland's athletics department from September 2016 - July 2018. He spent nearly five years with Terrapins Athletics, beginning in November 2013 as an accountant before being promoted to assistant director of business operations in October 2015.

Smale spent more than two years at George Washington University as a business/compliance assistant, and has previous experience at D.C. United and the Bowie Baysox.

A 2010 graduate from the University of Maryland's Robert H. Smith School of Business, Smale graduated with his MBA from the University of Baltimore in December 2017. Smale and his wife, Kelly, live in Miami.



CARTER TOOLE
EXECUTIVE ASSOCIATE AD /
CHIEF OF STAFF
NORTH CAROLINA, 1995

Carter Toole serves as the Executive Associate Athletic Director for Strategic Communications and the athletic department's Chief of Staff. He joined the Hurricanes as the Associate Athletic Director for Communications & Digital Strategy in 2016 and was promoted to Senior Associate Athletic Director in 2017 before assuming his current role in 2022.

Toole assists in the analysis and execution of department-wide initiatives, develops and manages benchmarks for all varsity sport programs, serves as the primary department writer for all athletic department communications, serves as the department liaison for campus-related communications matters and assists the Vice President/Director of Athletics and Senior Deputy Athletic Director with special projects. He also serves as the sport administrator for the swimming and diving and women's tennis programs. When he was Senior Associate Athletic Director of Communications & Digital Strategy, Miami's communications staff won its first two Football Writers Association of America Super 11 Awards in 2018 and 2021.

Toole previously co-owned a Nashville-based marketing agency, Wheelhouse Marketing Advisors, which was acquired by a local technology firm (Atiba) at the end of 2015. Before launching Wheelhouse he served as Vice President, Digital, at another Nashville firm, January & Associates.


Prior to entering the agency business, Toole worked in the National Football League for nine seasons with four teams. After public relations stints with the Green Bay Packers, Tennessee Titans and Tampa Bay Buccaneers, he joined the Houston Texans as the club's first Director of Internet Services & Publications. He was part of the Texans' communications staff that won the Pete Rozelle Award in 2004 as voted on by the Pro Football Writers Association of America. He also authored the book *Opening Night* on Houston's return to the NFL. Toole has worked eight Super Bowls as a member of the NFL's media relations staff.

Toole started his sports communications career in the media relations offices at Arizona State University and the University



of North Carolina at Chapel Hill, where he earned his bachelor's degree in English.

A native of Alexandria, Va., Toole and his wife, Barbara, have two daughters.



SAVANNA WOOD
EXECUTIVE ASSOCIATE AD / BRAND
AND MARKETING STRATEGY
FLORIDA, 2014

Savanna Wood currently serves as the Executive Associate Athletics Director of Brand and Marketing Strategy.

In her current role at the University of Miami, Wood has oversight of graphic design, video content, broadcast, digital strategy, consumer marketing and event presentation and is responsible for implementing a long-term digital roadmap strategy that drives innovation across multiple digital verticals in order to increase overall brand reach and achieve defined revenue goals.

Additionally, Wood serves as a liaison with the global partnerships team to implement and maximize partner activations, leads game day marketing operations and manages all athletics facility branding efforts.

Prior to arriving at UM, Wood led marketing, social and digital partnerships for Thrill One Sports and Entertainment - the leading global action sports firm - marketing and executing events in 27 states and four continents and building up brands in multiple across multiple areas of entertainment.

Before moving to California, Wood worked for the Jacksonville Jaguars (NFL) for six seasons - ultimately leading their digital and consumer marketing strategy, overseeing all digital properties and driving innovation and execution for more than 110 activating partners. During her time in Jacksonville, she launched two mobile apps, numerous websites and was instrumental in the launch of Daily's Place - a 5,000 person amphitheater connected to the stadium - as well as All-Elite Wrestling, a venture by Jaguars owner Shad Khan and his son Tony.

Wood's first position out of college took her up north as a member of the game presentation and marketing staff for the Boston Red Sox.

Wood graduated from the University of Florida with a bachelor's degree in Public Relations and Sport Management at 19 years old. During her time at UF, she volunteered more than 30 hours per week to the athletics office during football, basketball and baseball seasons. Wood worked a variety of NCAA and SEC events and interned in the Cape Cod Baseball League prior to launching her post-graduate career in sports and entertainment.



MARCUS ATTLES
SENIOR ASSOCIATE AD / CAPITAL
PROJECTS, EVENTS & OPERATIONS
HAMPTON, 2008

Marcus Attles was promoted to Senior Associate AD in June 2023.

Attles joined the University of Miami as Associate AD for Facilities and Capital Projects in May 2022. At Miami, he oversees the Facilities & Operations work unit and is responsible for all capital projects and the day-to-day management of athletic facilities.

Attles came to Coral Gables after a four-year stint as Associate AD for Facilities & Operations at Northwestern University. During his time with the Wildcats, he provided leadership, management, and direction for all athletic facilities. In addition, he helped complete over \$400 million in capital projects and facility enhancements. In 2018, Attles was nominated for the Collegiate Event and Facility Management Association's 'Facility Manager of the Year' award. In 2021, he became the sport administrator for NU's men's soccer program.

Prior to his time in Evanston, Attles spent four years at the University of North Carolina Wilmington (UNCW), where he supervised the Facilities & Event Management staff while transforming the Grounds & Sports Turf division. Other responsibilities included capital projects, venue management and security, and facility branding. Attles has also spent time at Radford University, where he oversaw all facilities and game management for each of RU's 19 NCAA Division I programs. In addition, he was charged with management of the Facilities & Operations budget, purchasing, master planning, and equipment operations. He also managed multiple capital projects while at Radford. In August of 2012, Attles joined RU's senior staff, was named sport administrator for volleyball and field hockey, and was a member of the 10-year strategic planning committee. Other previous stops include the University of Central Florida (UCF), the University of Maryland, and Towson University.

As a leader in facilities, operations, and events, Attles has served as Vice-Chair of the Programming Committee with the Collegiate Athletics Operations Services (CAOS). In May of 2014, he was named to the Board of Directors for Collegiate Event and Facility Management Association (CEFMA), a professional association part of the National Association of Collegiate Directors of Athletics (NACDA).

Marcus received his Bachelor of Science degree in Sport Management from Hampton University. He resides in Miami with his wife, Tabitha.



CHRIS COHEN
SENIOR ASSOCIATE AD / ATHLETICS
DEVELOPMENT
 MIAMI, 1997 | MIAMI, 2009

Chris Cohen is responsible for all development operations for UM Athletics, including campaign oversight, major giving, annual fund, donor stewardship, event hospitality and coordination with central university development efforts. Cohen is currently in his 20th year overall at Miami.

Cohen has been a part of every major athletics fundraising initiative at the University since 2000, including the Hurricane Club annual fund, construction of a new home arena for our men's and women's basketball programs as well as both University-wide capital campaigns. During Cohen's tenure, he has solicited and secured gifts on over \$150 million in capital projects and facility improvements, including the Carol Soffer Indoor Practice Facility, Schwartz Center for Athletic Excellence, Watsco Center, Basketball Victory Fund, Alex Rodriguez Park, Hecht Athletic Center expansion and the Schiff Tennis Center.

Cohen is an original member of the Athletics fundraising team for the historic University-wide Momentum Campaign (2000-2008) that saw Miami as the first institution in the state of Florida to complete a \$1 billion capital campaign.

During the Momentum Campaign, the Athletics team raised more than \$85 million, eclipsing a goal of \$68 million and also raised \$118 million toward the \$1.6 billion total for the Momentum2 Campaign completed in 2016.

Prior to working in the Hurricane Club, Cohen began his full-time career at UM Athletics in the ticket sales department where he was an account executive in one of college athletics' first outbound sales teams. Prior to UM Athletics, Cohen was a ticket sales associate for the Miami Heat.

Cohen is a two-time alumnus of the University of Miami, graduating with honors in 1997 with a bachelor's degree in business administration (majoring in sport management). Cohen went on to receive a master's degree in sport administration in 2009. He serves on the board of the University of Miami Sports Hall of Fame, is a published author and is an active guest lecturer in the Sport Administration department. Cohen is the current Chair of the ACC Development Directors group.

He and his wife Gaby, have two children - son, Jake, and daughter, Sadie.



LUIS FEIGENBAUM
SENIOR ASSOCIATE AD /
PERFORMANCE, HEALTH & WELLNESS
 MIAMI, 1998, 2000 | TEMPLE, 2011 (PHD)

Luis Feigenbaum was named Senior Associate Athletics Director for Performance, Health and Wellness in August 2018. He was promoted after serving as the UHealth Chief of Sports Physical Therapy. He is also the program director for the University of Miami Sports Physical Therapy Residency and a clinical assistant professor in the Department of Physical Therapy

at the Miller School of Medicine.

Luis is a Board Certified Sports Clinical Specialist (2008) through the American Board of Physical Therapy Specialties, Certified and Licensed Athletic Trainer (2003) by National Athletic Trainers Association, and a Certified Strength and Conditioning Specialist (2000) by the National Strength and Conditioning Association, a Certified Blood Flow Restriction Therapy (2016) provider, and has completed a FIFA Diploma in Sports Medicine (2017).

He is a two-time graduate of the University of Miami, in 1998 earning his B.S. in Health Science and 2000 with a master's degree in Physical Therapy. He earned his Doctor of Physical Therapy in 2011 from Temple University.

A native of Miami, Feigenbaum and his wife, Jessica, also a two-time alumna of the University of Miami, have two daughters, Siena and Presley.



DAVID WYMAN
SENIOR ASSOCIATE AD /
ACADEMIC SERVICES
 FLORIDA A&M, 1994 | ST. THOMAS, 1995

David Wyman has empowered over 2,000 student-athletes with his signature creed. Now in his 23rd year, Wyman has advised and mentored a diverse population of student-athletes to become skilled professionals in many different careers.

Wyman is the Senior Associate Athletic Director for Academic Services at the University of Miami, a position he was promoted to in August 2017. Wyman is also the sport administrator for Miami's volleyball program.

He began his own career as an intern, and was quickly promoted to the full-time staff after working just two months in the academic services division. Wyman became the assistant director two years later, supervising the tutorial program and advising both the football and men's basketball teams. He was then promoted to associate director, taking on the responsibility of coordinating the NCAA eligibility certification for all 400 student-athletes.

Since 2004, Wyman has managed the Division of Athletic Academic Services, currently leading a staff of eight full-time professionals. Under his leadership, the department and sport programs have gained national recognition and honors for continued growth in both academic progress rates (APR) and graduation success.

A 2016 inductee to the Iron Arrow Society, Wyman has helped guide the football team to a pair AFCA Academic Achievement Awards for graduating 100 percent of student-athletes in the freshman classes of 2002 and 2009.

Wyman is a 1994 graduate of Florida A&M with a bachelor's degree in accounting. He earned a master's degree in sports administration from St. Thomas University in 1995. Born in Staten Island, N.Y., he is married to Jewyll, and the couple has three daughters: Rebecca, Dominique and Sarah. Wyman has been a Big Brother in the Miami-Dade Big Brother/Big Sister Organization and is also a member of Omicron Delta Kappa, The National Leadership Honor Society and the National Association of Academic Advisors for Athletics.



NUMERICAL ROSTER

NO	NAME	POS	HT	WT	YEAR	CLASS	HOMETOWN (PREVIOUS) (HIGH SCHOOL)
0	TeCory Couch	DB	5-10	175	5-Y	Sr.	Fort Lauderdale, Fla. (Chaminade-Madonna)
0	Brashard Smith	WR	5-10	196	3-Y	Jr.	Richmond Heights, Fla. (Miami Palmetto)
2	Donald Chaney, Jr.	RB	5-10	210	4-Y	R-So.	Homestead, Fla. (Belen Jesuit)
2	Daryl Porter, Jr.	DB	5-10	185	4-Y	Jr.	Fort Lauderdale, Fla. (West Virginia) (American Heritage)
3	Jacolby George	WR	6-0	176	3-Y	Jr.	Lauderhill, Fla. (Plantation)
3	Akheem Mesidor	DL	6-3	280	4-Y	Jr.	Ottawa, Ontario (West Virginia) (Clearwater Academy [Fla.]])
4	Colbie Young	WR	6-5	215	3-Y	Jr.	Binghamton, N.Y. (Lackawanna College [Pa.]]) (Binghamton)
4	Keontra Smith	LB	5-11	205	5-Y	Sr.	West Park, Fla. (Chaminade-Madonna)
5	Ray Ray Joseph	WR	5-10	175	1-Y	Fr.	Miami, Fla. (Miami Edison)
5	Kamren Kinchens	DB	6-0	205	3-Y	Jr.	Miami, Fla. (Miami Northwestern)
6	Damari Brown	DB	6-2	195	1-Y	Fr.	Fort Lauderdale, Fla. (American Heritage)
6	TeVonte' Citizen	RB	6-1	220	2-Y	R-Fr.	Lake Charles, La. (Lake Charles Prep)
7	Xavier Restrepo	WR	5-10	198	4-Y	Jr.	Coconut Creek, Fla. (Deerfield Beach)
7	Davonte Brown	DB	6-2	185	4-Y	Jr.	Plantation, Fla. (UCF) (American Heritage)
8	Frank Ladson, Jr.	WR	6-4	205	5-Y	R-Jr.	Miami, Fla. (Clemson) (South Dade)
8	Josh Horton	DL	6-4	295	1-Y	Fr.	Fairburn, Ga. (Langston Hughes)
9	Nyjalik Kelly	DL	6-5	250	2-Y	So.	Fort Lauderdale, Fla. (Dillard)
9	Tyler Van Dyke	QB	6-4	230	4-Y	Jr.	Glastonbury, Conn. (Suffield Academy)
11	Jacurri Brown	QB	6-4	220	2-Y	So.	Valdosta, Ga. (Lowndes)
11	Corey Flagg, Jr.	LB	6-0	230	4-Y	Jr.	Houston, Texas (North Shore)
12	Jahfari Harvey	DL	6-4	252	5-Y	R-Jr.	Port St. Lucie, Fla. (Vero Beach)
12	Robby Washington	WR	5-11	180	1-Y	Fr.	Miami, Fla. (Miami Palmetto)
13	Michael Redding III	WR	6-2	196	4-Y	R-So.	Pensacola, Fla. (IMG Academy)
13	Chantz Williams	DL	6-4	255	4-Y	Jr.	Jacksonville, Fla. (Oakleaf)
15	Tyler Harrell	WR	6-0	200	6-Y	R-Sr.	Miami, Fla. (Alabama) (Louisville) (Christopher Columbus)
15	Markeith Williams	DB	6-2	175	2-Y	R-Fr.	Orlando, Fla. (Evans)
16	Isaiah Horton	WR	6-4	205	2-Y	R-Fr.	Murfreesboro, Tenn. (Oakland)
16	Robert Stafford	DB	5-11	175	1-Y	Fr.	Melbourne, Fla. (Eau Gallie)
17	Bobby Washington, Jr.	LB	6-3	220	1-Y	Fr.	Miami, Fla. (Miami Palmetto)
17	Emory Williams	QB	6-5	220	1-Y	Fr.	Milton, Fla. (Milton)
18	Aristides Angelo, Jr.	QB	6-2	210	1-Y	Fr.	Miami, Fla. (Immaculate-LaSalle)
18	Riply Luna	QB	6-2	205	1-Y	Fr.	Kellogg, Idaho (Kellogg)
18	Jayden Wayne	DL	6-6	245	1-Y	Fr.	Tacoma, Wash. (IMG Academy [Fla.]])
19	Jayden George	QB	6-3	190	5-Y	Sr.	Indianapolis, Ind. (BGSU) (Alabama) (Warren Central)
19	Jaden Harris	DB	5-11	180	2-Y	R-Fr.	Atlanta, Ga. (Riverwood)
20	James Williams	DB	6-5	215	3-Y	Jr.	Fort Lauderdale, Fla. (American Heritage)
20	Terrell Walden II	RB	5-9	180	2-Y	R-Fr.	Winter Garden, Fla. (West Orange)
21	Henry Parrish, Jr.	RB	5-10	190	4-Y	Jr.	Goulds, Fla. (Ole Miss) (Christopher Columbus)
21	Kaleb Spencer	DB	6-1	215	1-Y	Fr.	Gloucester, Va. (Life Christian Academy)
22	Jaden Davis	DB	5-10	182	5-Y	Sr.	Fort Lauderdale, Fla. (Oklahoma) (St. Thomas Aquinas)
22	Mark Fletcher, Jr.	RB	6-2	225	1-Y	Fr.	Fort Lauderdale, Fla. (American Heritage)
23	Jaleel Skinner	TE	6-5	230	2-Y	So.	Greer, S.C. (IMG Academy [Fla.]])
23	K.J. Cloyd	LB	6-2	228	4-Y	Jr.	Columbia, Miss. (Louisville) (Columbia)
24	Malik Bryant	LB	6-2	225	1-Y	Fr.	Orlando, Fla. (Jones)
24	Chris Johnson, Jr.	RB	6-0	180	1-Y	Fr.	Fort Lauderdale, Fla. (Dillard)
25	Jadais Richard	DB	6-1	195	2-Y	So.	West Monroe, La. (Vanderbilt) (West Monroe)
25	Jefferson Walls	WR	5-11	186	5-Y	Sr.	Orlando, Fla. (Butler) (Lake Highland)
27	Brian Balom	DB	6-0	200	4-Y	R-So.	Miramar, Fla. (Miramar)
28	Ajay Allen	RB	5-11	186	2-Y	So.	Monroe, La. (Nebraska) (Neville)
29	Demetrius Freeney	DB	6-0	190	2-Y	So.	San Leandro, Calif. (College of San Mateo) (San Leandro)
30	Andres Borregales	K	5-11	170	3-Y	Jr.	Miami, Fla. (Champagnat Catholic)
31	Wesley Bissainthe	LB	6-1	215	2-Y	So.	Miami, Fla. (Miami Central)
32	Raul Aguirre, Jr.	LB	6-2	233	1-Y	Fr.	Fayetteville, Ga. (Whitewater)
33	Marcellius Pulliam	LB	6-3	230	1-Y	Fr.	Tyrone, Ga. (Sandy Creek)
34	Ryan Ragone	LB	5-11	213	6-Y	R-Sr.	Houston, Texas (Arkansas State) (Pasadena Memorial)
35	Kolby Luna	WR	6-2	205	1-Y	Fr.	Kellogg, Idaho (Kellogg)
37	William Hawkins IV	WR	6-4	208	1-Y	Fr.	Wake Forest, N.C. (Palmetto Prep [S.C.]])
38	Myles Mooyoung	DB	5-11	195	3-Y	So.	Chicago, Ill. (Wylie E. Groves [Mich.]])
38	Patrick Stepelton	WR	6-2	198	1-Y	Fr.	Fort Lauderdale, Fla. (Cardinal Gibbons)



NUMERICAL ROSTER

NO	NAME	POS	HT	WT	YEAR	CLASS	HOMETOWN (PREVIOUS) (HIGH SCHOOL)
39	Cyrus Moss	DL	6-5	215	2-Y	R-Fr.	Las Vegas, Nev. (Bishop Gorman)
41	Chase Smith	LB	6-2	210	3-Y	R-So.	Palm Bay, Fla. (Bayside)
43	Christopher Pastora	WR	6-2	185	5-Y	Sr.	Miami, Fla. (Miami Dade College)
43	Rocky Shelton II	LB	5-11	225	6-Y	Sr.	Fort Lauderdale, Fla. (Duke) (St. Thomas Aquinas)
44	Rueben Bain, Jr.	DL	6-3	270	1-Y	Fr.	Miami, Fla. (Miami Central)
45	James Reynolds	RB	6-0	205	1-Y	Fr.	Key West, Fla. (Key West)
45	Braylon Lamar	LB	6-0	203	1-Y	Fr.	Cary, N.C. (Panther Creek)
46	Kyan Gibbs	RB	5-8	195	1-Y	Fr.	Chicago, Ill. (Loyola Academy)
46	Nick Kelly	DB	5-10	189	2-Y	Fr.	Santa Rosa, Calif. (Cardinal Newman)
49	Mason Napper	LS	6-2	213	4-Y	Jr.	Marietta, Ga. (Lassiter)
50	Trent Scheuerman	DL	6-4	220	2-Y	R-Fr.	Marietta, Ga. (Wheeler)
51	Francisco Mauigoa	LB	6-3	230	3-Y	Jr.	Il'iili, American Samoa (Washington State) (Tafuna)
52	Luis Cristobal, Jr.	OL	6-1	295	5-Y	R-Jr.	Miami, Fla. (Georgia State) (Christopher Columbus)
53	Lucas Vargas-Diaz	OL	6-2	265	1-Y	Fr.	Sugarland, Texas (Fort Bend Christian Academy)
54	Michael Donovan	LS	6-3	225	3-Y	So.	Beverly Hills, Mich. (Michigan State) (Seaholm)
55	Matt Lee	OL	6-4	295	5-Y	R-Jr.	Oviedo, Fla. (UCF) (Hagerty)
55	Jacob Lichtenstein	DL	6-6	278	7-Y	R-Sr.	Weston, Fla. (USC) (Cypress Bay)
56	Leonard Taylor III	DL	6-4	296	3-Y	Jr.	Miami, Fla. (Miami Palmetto)
57	Matt Antezana	OL	6-0	247	3-Y	R-So.	Miami, Fla. (Gulliver Prep)
57	Justin Wood	LS	6-0	198	1-Y	Fr.	Miami, Fla. (Miami Palmetto)
58	Branson Deen	DL	6-2	280	6-Y	R-Sr.	Indianapolis, Ind. (Purdue) (Lawrence Central)
59	Thomas Gore	DL	6-0	280	5-Y	R-Jr.	Nashville, Tenn. (Georgia State) (Brentwood Academy)
60	Zion Nelson	OL	6-5	307	5-Y	R-Jr.	Sumter, S.C. (Sumter)
61	Francis Mauigoa	OL	6-6	330	1-Y	Fr.	Il'iili, American Samoa (IMG Academy [Fla.])
62	Tommy Kinsler IV	OL	6-6	340	1-Y	Fr.	Ocala, Fla. (Trinity Catholic)
63	Samson Okunlola	OL	6-6	330	1-Y	Fr.	Brockton, Mass. (Thayer Academy)
64	Jalen Rivers	OL	6-5	330	4-Y	R-So.	Jacksonville, Fla. (Oakleaf)
66	Jonathan Denis	OL	6-3	300	4-Y	R-So.	Homestead, Fla. (Oregon) (South Dade)
68	Ian Johnson	OL	5-10	280	2-Y	R-Fr.	Miami, Fla. (Belen Jesuit)
70	Javion Cohen	OL	6-4	305	4-Y	Jr.	Phenix City, Ala. (Alabama) (Central)
71	Antonio Tripp, Jr.	OL	6-3	320	1-Y	Fr.	Baltimore, Md. (IMG Academy [Fla.])
72	Chris Washington	OL	6-7	298	4-Y	R-So.	Nashville, Tenn. (John Overton)
73	Anez Cooper	OL	6-4	330	2-Y	So.	Pleasant Grove, Ala. (Pleasant Grove)
75	Frankie Tinilau	OL	6-6	324	1-Y	Fr.	Brisbane, Australia (Immaculata-LaSalle [Fla.])
76	Ryan Rodriguez	OL	6-2	286	3-Y	So.	Miami, Fla. (Christopher Columbus)
77	Logan Sagapolu	OL	6-2	338	4-Y	Jr.	Lehi, Utah (Oregon) (Skyridge)
78	Matthew McCoy	OL	6-6	300	2-Y	R-Fr.	Saint Augustine, Fla. (Creekside)
80	Elijah Arroyo	TE	6-4	245	3-Y	R-So.	Frisco, Texas (Independence)
81	Jared Harrison-Hunte	DL	6-4	288	5-Y	R-Jr.	Middle Village, N.Y. (Christ The King)
82	Jason Campbell	WR	6-0	180	2-Y	R-Fr.	Tarrytown, N.Y. (Hackley)
83	Shemar Kirk	WR	6-0	188	3-Y	Jr.	Nashville, Tenn. (Reedley College [Calif.]) (McGavock)
84	Cam McCormick	TE	6-5	260	8-Y	R-Sr.	Bend, Ore. (Oregon) (Bend)
84	Josh Neely	DL	6-3	266	5-Y	Sr.	Miami, Fla. (Miami Senior)
85	Jackson Carver	TE	6-6	220	1-Y	Fr.	Woodbury, Minn. (Culver Academy)
88	Riley Williams	TE	6-6	240	1-Y	Fr.	Portland, Ore. (IMG Academy [Fla.])
92	Sam Coufal	DL	6-2	250	1-Y	Fr.	Wales, Wisc. (Kettle Moraine)
93	Anthony Campbell	DL	6-7	300	5-Y	Sr.	Bartow, Fla. (ULM) (Independence C.C. [Kan.]) (Bartow)
94	Dylan Joyce	P	6-2	213	1-Y	Fr.	Kyabram, Australia (Assumption College)
95	Cooper Ricks	DL	6-3	230	1-Y	Fr.	Davidson, N.C. (Community School of Davidson)
96	Collins Acheampong	DL	6-7	270	1-Y	Fr.	Cape Coast, Ghana (Santa Margarita Catholic [Calif.])
97	Will Hutchinson	P	6-4	195	4-Y	R-So.	Barrington, Ill. (Oregon) (Iowa Western C.C.) (Barrington)
99	Ahmad Moten	DL	6-3	300	2-Y	R-Fr.	Fort Lauderdale, Fla. (Cardinal Gibbons)



96

COLLINS ACHEAMPONG

DL • 6-7 • 270 • 1-YR • FR.

CAPE COAST, GHANA (SANTA MARGARITA CATHOLIC [CALIF.])

High School: Consensus four-star recruit by 247Sports, ESPN and Rivals...Checked in as No. 154 overall player nationally in 247Sports Composite Rankings...Listed as No. 19 defensive lineman in country in 247Sports Composite Rankings...Rated No. 165 overall in nation in ESPN300...Ranked as No. 24 defensive end nationally by ESPN...Selected to Under Armour All-America Game...Totaled 14 tackles, six tackles for loss and three sacks in four games played as senior...Picked Miami over offers from Michigan, LSU, Florida, Oregon and USC, among others.



32

RAUL AGUIRRE, JR.

LB • 6-2 • 233 • 1-YR • FR.

FAYETTEVILLE, GA. (WHITEWATER)

High School: Consensus four-star recruit by Rivals, 247Sports and ESPN...Ranked No. 152 overall player nationally by Rivals...Listed as No. 7 linebacker in country by Rivals...Rated as No. 181 overall in nation in 247Sports Composite Rankings...Checked in as No. 17 linebacker nationally in 247Sports Composite Rankings...Listed as No. 192 overall player in ESPN300...Ranked No. 4 inside linebacker in country by ESPN...Selected to Polynesian Bowl...Totaled 176 tackles, four tackles for loss, two sacks and two interceptions across final two high school seasons...Picked Miami over offers from Ohio State, Texas, Alabama, Florida, Auburn, Florida State, Oregon, Penn State and Tennessee, among others.



28

AJAY ALLEN

RB • 5-11 • 186 • 2-YR • R-FR.

MONROE, LA. (NEBRASKA) (NEVILLE)

Before Miami: Spent 2022 season at Nebraska...Played in first four games as true freshman before suffering season-ending injury...Carried 33 times for 190 yards with two touchdowns, averaging 5.8 yards per carry...Scored first touchdown of career on 14-yard rush against North Dakota...Had career-high 76 yards and one touchdown against Georgia Southern...Suffered injury versus Oklahoma.

High School: Four-star prospect by 247Sports and On3...Ranked as No. 5 running back in nation by On3...Rushed for 2,200 yards and scored 34 touchdown in final season at Neville...Ranked 11th in Louisiana with 1,600 yards during regular season as senior...Had 360 rushing yards and four touchdowns against St. Thomas More.

ALLEN CAREER STATS

RUSHING

YEAR	GP-GS	ATT	YDS	AVG	TD	LG
2022*	4-0	33	190	5.8	2	23
Career	4-0	33	190	5.8	2	23

RECEIVING

YEAR	GP-GS	REC	YDS	AVG	TD	LG
2022*	4-0	1	9	9.0	0	9
Career	4-0	1	9	9.0	0	9

*stats recorded while at Nebraska



18

ARISTIDES ANGELO, JR.

QB • 6-2 • 210 • 1-YR • FR.

MIAMI, FLA. (IMMACULATA-LASALLE)



57

MATT ANTEZANA

OL • 6-0 • 247 • 3-YR • R-SO.

MIAMI, FLA. (GULLIVER PREP)

2022 (Redshirt Freshman): Did not see any game action...Served as member of practice squad.

2021 (True Freshman): Did not see any game action...Served as member of practice squad.



80

ELIJAH ARROYO

TE • 6-4 • 245 • 3-YR • R-SO.

FRISCO, TEXAS (INDEPENDENCE)

2021 (Sophomore): Saw action in four games before suffering season-ending injury...Totaled 66 yards on five receptions...Started in season opener against Bethune-Cookman (Sept. 3), catching one pass for 11 yards...Started and caught one pass for total of five yards in win over Southern Miss (Sept. 10)...Caught 29-yard pass at Texas A&M (Sept. 17)...Started and totaled 21 yards on two catches against MTSU (Sept. 24)...Took medical redshirt.

2021 (True Freshman): Saw action in all 12 games and made one start in debut season...Caught five passes for 86 yards with one touchdown...Played against Alabama (Sept. 4)...Caught first pass of career on 11-yard grab against Appalachian State (Sept. 11)...Had 7-yard reception against Michigan State (Sept. 18)...Played in win over Central Connecticut State (Sept. 25)...Competed against Virginia (Sept. 30)...Made first start of career at North Carolina (Oct. 16)...Had 29-yard reception in win over NC State (Oct. 23)...Caught first touchdown of career on 20-yard reception in win at



Pittsburgh (Oct. 30)...Had 19-yard catch in win over Georgia Tech (Nov. 6)... Played against Florida State (Nov. 13)...Saw time in back-to-back wins to end regular season against Virginia Tech (Nov. 20) and at Duke (Nov. 27).

High School: A consensus four-star prospect by 247Sports, ESPN and Rivals...Rated No. 234 in the 247Sports Top 247 Composite Rankings...Ranked the No. 4 tight end nationally and No. 21 player in Texas by 247Sports... Listed as the No. 8 tight end nationally and No. 64 player in Texas by ESPN...Ranked the No. 10 tight end in the country and No. 37 player in Texas by Rivals...Had over 1,200 yards and 17 receiving touchdowns in two varsity seasons...As a senior, caught 28 passes for 635 yards and 12 touchdowns...Caught 48 passes for 648 yards and five touchdowns in junior season...Chose Miami over offers from Alabama, Arizona State, Auburn, Georgia, LSU, Michigan, Michigan State, Penn State, TCU, Texas, Texas A&M, and USC, among others.

ARROYO CAREER STATS

RECEIVING

YEAR	GP-GS	REC	YDS	AVG	TD	LG
2021	12-1	5	86	17.2	1	29
2022	4-3	5	66	13.2	0	29
Career	16-4	10	152	15.2	1	29



44

RUEBEN BAIN, JR.

DL • 6-3 • 275 • 1-YR • FR.

MIAMI, FLA. (MIAMI CENTRAL)

High School: Consensus four-star prospect by 247Sports, ESPN and Rivals...Listed as No. 70 overall player nationally in 247Sports Composite Rankings...Rated as No. 73 overall player in country in ESPN300...Checked in as No. 10 defensive end in nation by 247Sports and ESPN...Ranked No. 102 overall by Rivals...Listed as No. 12 defense end nationally by Rivals... Selected to Under Armour All-America Game...Helped lead Miami Central to four state titles...Totaled 77 sacks during standout high school career... Earned 2021 Nat Moore Trophy, awarded to South Florida's top player... Tabbed 2021 MaxPreps Junior All-American...Named 2021 Miami Herald 5A-IND Co-Defensive Player of the Year after totaling 60 tackles, 48.5 tackles for loss, 29.5 sacks and three forced fumbles...Anchored Miami Central defense that gave up just 15.4 points per game. Chose Miami over offers from Florida State, Alabama, Auburn, Oklahoma, Louisville, Florida, Georgia, LSU, Michigan, Oregon, Penn State, Tennessee and Texas, among others.



27

BRIAN BALOM

DB • 6-0 • 200 • 4-YR • R-SO.

MIRAMAR, FLA. (MIRAMAR)

2022 (Third-Year Redshirt Freshman): Saw action in 11 games, largely on special teams...Saw time in season opener against Bethune-Cookman (Sept. 3), finishing with one solo tackle.

2021 (Second-Year Freshman): Did not see any game action while

recovering from offseason surgery.

2020 (True Freshman): Saw action in 10 games and made one start in first season...Finished with 10 total tackles (six solo)...Made career debut in season opener against UAB (Sept. 10)...Had first tackle of career in road win at top-20 Louisville (Sept. 19)...Posted three tackles (two solo) in romp of rival Florida State (Sept. 26)...Finished with career-high five tackles (three solo) at top-ranked Clemson (Oct. 10)...Saw action in win over Pittsburgh (Oct. 17)...Played in come-from-behind win at NC State (Nov. 6)...Competed in road win at Virginia Tech (Nov. 14)...Played in road victory at Duke (Dec. 5)...Had one tackle in regular season finale against North Carolina (Dec. 12)...Made first start of career in 2020 Cheez-It Bowl against Oklahoma State (Dec. 29).

High School: A consensus three-star prospect by 247Sports, ESPN and Rivals...Ranked the No. 46 safety and No. 74 player in Florida by 247 Sports...Rated the No. 77 safety nationally by ESPN...Had 28 tackles (25 solo), two tackles for loss, three interceptions and two forced fumbles as a senior...Helped Miramar medal in the men's 4x400m relay at the FHSA state track and field championships...Chose Miami over offers from Indiana, Louisville, Utah, West Virginia, Northern Illinois, Toledo, FAU and FIU, among others.

BALOM CAREER STATS

DEFENSIVE

YEAR	GP-GS	UT	AT	TT	TFL/Y	SACK	FF/FR	PBU	INT-Y
2020	10-1	6	4	10	0.0/0	0.0/0	0/0	0	0-0
2021					<i>missed season (injury)</i>				
2022	11-0	1	0	1	0.0/0	0.0/0	0/0	0	0-0
Career	21-1	7	4	11	0.0/0	0.0/0	0/0	0	0-0



31

WESLEY BISSAINTHE

LB • 6-1 • 215 • 2-YR • SO.

MIAMI, FLA. (MIAMI CENTRAL)

2022 (True Freshman): Saw action in all 12 games and started final three games of season...Finished with 30 tackles in impressive debut season...Made career debut in season opener against Bethune-Cookman (Sept. 3), finishing with two tackles, including one solo...Had one tackle against Southern Miss (Sept. 10)...Had one tackle at Texas A&M (Sept. 17)...Added one solo tackle against North Carolina (Oct. 8)...Posted three tackles, including two solo, in win at Virginia Tech (Oct. 15)...Added a solo tackle against Duke (Oct. 22)...Had one solo tackle in win at Virginia (Oct. 29)...Registered four solo tackles against Florida State (Nov. 5)...Had six tackles, including four solo, in first start in win at Georgia Tech (Nov. 12)...Registered eight tackles, including seven solo, at Clemson (Nov. 19)...Recorded two tackles against Pittsburgh (Nov. 26).

High School: Consensus four-star prospect by all major scouting services...Checked in as No. 189 overall player in nation in ESPN300... Rated No. 20 outside linebacker in nation by ESPN...Listed as No. 168 national prospect in 247Sports Composite rankings...Rated No. 188 overall prospect, No. 15 linebacker and No. 23 overall player in state by 247Sports...Checked in as No. 168 overall national prospect and No. 23 outside linebacker by Rivals...Helped lead Rockets to back-to-back state titles in 2019 and 2020...Posted 45 tackles, 21 tackles for loss and seven



sacks during junior year, earning second straight first-team All-Dade honors from Miami Herald...Ended sophomore season with 69 tackles, 19 tackles for loss, 7.5 sacks and four interceptions to earn first-team All-Dade honors from Miami Herald...Captured second-team all-state honors from MaxPreps after junior year...Picked Miami over offers from Alabama, Florida, Florida State, Michigan State, Oregon, Penn State, Tennessee and USC, among others.

BISSAINTHE CAREER STATS

DEFENSIVE

YEAR	GP-GS	UT	AT	TT	TFL/Y	SACK	FF/FR	PBU	INT-Y
2022	12-3	21	9	30	0.0/0	0.0/0	0/0	0	0-0
Career	12-3	21	9	30	0.0/0	0.0/0	0/0	0	0-0



30 ANDRES BORREGALES

K • 5-11 • 170 • 3-YR • JR.
MIAMI, FLA. (CHAMPAGNAT CATHOLIC)

2022 ALL-ACC, HONORABLE MENTION
2021 ALL-ACC, HONORABLE MENTION

2022 (Sophomore): Earned All-ACC Honorable Mention recognition for the second straight year after another impressive campaign serving as Miami's placekicker...Finished 17-for-20 on field goal attempts and perfect 32-for-32 on extra point attempts...Finished 4-for-5 on kicks between 40 and 49 yards...Hit season-long 49-yard field goal against Florida State late in season...In opener against Bethune-Cookman (Sept. 3), went 10-for-10 on extra-point attempts and notched touchback on all 10 kickoffs...Finished 3-for-3 on extra point attempts and 3-for-3 on field goal attempts, hitting 40-yard attempt and totaling five touchbacks against Southern Miss (Sept. 10)...Named ACC Player of the Week for performance against Golden Eagles...Kicked off four times for total of 260 yards, an average of 65.0 yards per boot, and went 3-of-5 on field goals at Texas A&M (Sept. 17)...Had four touchbacks and made 39-yard field goal against MTSU (Sept. 24)...Went 1-of-2 on field goals and totaled one touchback against North Carolina (Oct. 8)...Successfully kicked both field goals and posted four touchbacks in win at Virginia Tech (Oct. 15)...Successfully kicked all extra-point attempts and had three touchbacks against Duke (Oct. 22)...Went 4-for-4 on field goals, including a game-tying boot at the end of regulation and two more in overtime periods, leading Miami to a win at Virginia (Oct. 29), as well as put his lone kickoff into the end zone for a touchback...Named ACC Specialist of the Week (Oct. 31) for his performance at Virginia...Hit a 49-yard field goal against Florida State (Nov. 5)...Made all five extra-point attempts in win at Georgia Tech (Nov. 12)...Successfully made 44-yard field goal attempt for and one extra point with two touchbacks at Clemson (Nov. 19)...Made field goal and extra point attempt against Pittsburgh (Nov. 26).

2021 (True Freshman): Finished 17-for-21 on field goal attempts and 45-for-45 on extra point attempts in first season as team's primary placekicker...Saw action in all 12 games...Averaged 59.8 yards on kickoff attempts and totaled 37 touchbacks...Had career-long 55-yard field goal, tying school record...Finished 5-for-6 on field goals of 40 yards

or longer, 5-for-7 on field goals between 30 and 39 yards and 7-for-8 on field goals between 20 and 29 yards...Nailed first field goal of career against Alabama (Sept. 4) on 37-yard attempt and finished 2-for-2 against Crimson Tide...Had career-long 55-yard field goal against Michigan State (Sept. 18)...Finished 7-for-7 on extra point attempts against Central Connecticut State (Sept. 25)...Nailed both field goal attempts against North Carolina, converting chances from 44 yards and 42 yards...Had career-high four field goals in regular season finale at Duke (Nov. 27), hitting attempts from 35, 29, 25 and 43 yards.

High School: Rated three-star prospect by 247Sports and Rivals...Ranked No. 2 kicker in country by 247Sports and top-300 player in Florida by 247 Composite...Listed as No. 7 kicker nationally by Kohl's Kicking...Younger brother of Miami kicker Jose Borregales, who became program's first Lou Groza Award winner in 2020...Chose Miami over offers from North Carolina, FIU, Louisville and Southern Miss, among others.



6 DAMARI BROWN

DB • 6-2 • 195 • 1-YR • FR.
PLANTATION, FLA. (AMERICAN HERITAGE)

High School: Ranked as one of top defensive backs in nation and consensus four-star defensive back prospect...Checked in as No. 175 overall player in 247Sports' Composite Rankings...Rated No. 173 player in 247Sports Top247...Ranked No. 112 on ESPN300...Checked in as No. 13 cornerback nationwide by ESPN...Rated No. 182 on On3's Industry Rankings...Finished senior season with 43 tackles, 15 PBUs, two interceptions, three tackles for loss, one sack and one fumble recovery...Helped lead American Heritage to Class 2M state championship game in final year.



7 DAVONTE BROWN

DB • 6-2 • 185 • 4-YR • JR.
PLANTATION, FLA. (UCF) (AMERICAN HERITAGE)

Before Miami: Spent first three seasons at UCF, serving as full-time starter for final two seasons...Started 31 games while making 36 appearances...Posted 30 tackles, 2.5 TFLs and two interceptions in final season...Had four PBUs and one forced fumble in 2022...During second-year freshman season (2021), earned third-team All-AAC honors from Pro Football Focus while leading team and ranking third in conference with 13 PBUs...Added 28 tackles, one sack and one interception in 2021...Totalled 23 tackles, one tackle for loss and one PBU in true freshman season (2020).

High School: Made 20 tackles, 14 solo, and interception as senior in 2019 at American Heritage High School...Helped American Heritage to 10-2 mark and Florida 5A regional final where Patriots fell 23-20 to Northwestern...Had four tackles for Patriots vs. both Gonzaga and Northwestern in 2019...Helped American Heritage to No. 1 final regular-season 5A ranking by Associated Press and No. 3 in all Florida divisions by FloridaHSFootball.com...Also ran track in high school.



DAV. BROWN CAREER STATS

DEFENSIVE

YEAR	GP-GS	UT	AT	TT	TFL/Y	SACK	FF/FR	PBU	INT-Y
2020*	10-5	19	4	23	1.0/1	0.0/0	0/0	1	0-0
2021*	13-13	25	13	38	2.5/14	1.0/13	0/0	13	1-14
2022*	13-13	24	6	30	2.5/24	0.0/0	1/0	4	2-22
Career	36-31	68	23	91	6.0/39	1.0/13	0/0	18	3-36

*stats recorded while at UCF



11

JACURRI BROWN

QB • 6-4 • 207 • 2-YR • SO.

VALDOSTA, GA. (LOWNDES)

2022 (True Freshman): Saw action in eight games in debut season and made two starts...Threw for 230 yards on 27-for-45 passing (60.0 percent) with three touchdowns and three interceptions...Added 223 rushing yards, which was third most among all players...Made career debut in season opener against Bethune-Cookman (Sept. 3), completing one pass...Notched 22 yards on two third-down carries with long run of 19 yards in win at Virginia Tech (Oct. 15)...Notched two yards on two carries and caught one pass for nine yards against Duke (Oct. 22)...Rushed for 28 yards on five carries in win at Virginia (Oct. 29)...Led team in rushing yards against Florida State (Nov. 5), finishing with 64 yards on 13 carries, including long run of 18 yards...Completed 5-of-9 passes for 37 yards against Seminoles...Made first start of career in win at Georgia Tech (Nov. 12), completing 14-of-19 passes for 136 yards with three touchdowns, with a long pass of 23 yards, while rushing for 87 yards on 19 carries, with a long run of 24 yards...Started at Clemson (Nov. 19), leading team in rushing yards with 22 on 10 carries and completing 6-of-13 pass attempts for 53 yards with long mark of 27 yards...Saw action against Pittsburgh (Nov. 26), completing 2-of-3 pass attempts.

High School: Four-star prospect by both 247Sports and ESPN...Checked in as No. 192 overall player in nation in ESPN300...Rated No. 6 dual-threat quarterback nationally by ESPN...Listed as No. 254 player nationally in 247Sports Composite Rankings...Checked in as No. 16 quarterback by 247Sports...Listed as No. 5 dual-threat quarterback by Rivals...Four-year starter for Lowndes...Two-time all-state selection for Georgia 7A...Threw for 1,537 yards with 14 touchdown passes and rushed for more than 1,100 yards yards with 16 rushing touchdowns in breakout junior year...Finished senior year with 1,537 passing yards, 1,101 rushing yards and 30 combined touchdowns (14 passing, 16 rushing)...Led Vikings to 10-3 record in final year...Picked Miami over offers from Auburn, Florida, Ole Miss, Tennessee and West Virginia, among others.

J. BROWN CAREER STATS

PASSING

YEAR	GP-GS	COMP	ATT	YDS	PCT	TD	INT	LG
2022	8-2	27	45	230	60.0	3	3	27
Career	8-2	27	45	230	60.0	3	3	27

RUSHING

YEAR	GP-GS	ATT	GAIN	LOSS	NET	AVG	TD	LG
2022	8-2	54	291	68	223	4.1	0	40
Career	8-2	54	291	68	223	4.1	0	40



24

MALIK BRYANT

LB • 6-2 • 225 • 1-YR • FR.

ORLANDO, FLA. (JONES)

High School: Consensus four-star prospect by Rivals, ESPN and 247Sports...Checked in as No. 48 overall player and No. 2 linebacker in nation by Rivals...Rated as No. 71 overall and No. 6 linebacker nationally in ESPN300. Ranked No. 103 overall and No. 6 linebacker in country in 247Sports Composite Rankings...Selected to All-American Bowl...Totaled 73 tackles and 10 tackles for loss for hometown Jones High School during senior season...Earned MaxPreps Junior All-American second-team honors at IMG Academy in 2021...Named MaxPreps sophomore All-American in first season at IMG, helping the team go 8-0 and finish ranked No. 1 in the MaxPreps Xcellent Top-25...Chose Miami over Florida, Maryland, Clemson, Florida State, Georgia, Michigan, Notre Dame, Ohio State, Oklahoma, Oregon, Tennessee, Texas, Texas A&M and USC, among others.



93

ANTHONY CAMPBELL

DL • 6-7 • 300 • 5-YR • SR.

BARTOW, FLA. (LOUISIANA-MONROE)

(INDEPENDENCE C.C. [KAN.]) (BARTOW)

Before Miami: Spent two seasons (2019, 2020) at Independence Community College (Kansas) before transferring to ULM for 2021 and 2022 seasons...Finished final season with Warhawks with 13 total tackles (seven solo) and 3.5 tackles for loss...Had one sack, one forced fumble and one PBU in 2022...Saw action in six games in first season at ULM.

High School: Two-year letterman as defensive end/tight end at Bartow...Earned All-Polk County Third-Team honors as senior in 2018...Named named to The (Lakeland) Ledger Polk County's Super 16 (No. 8)...Top game as junior in 2017 came vs. Auburndale, recording strip sack and returning fumble 79 yards for a touchdown...Grew up in Kingston, Jamaica and moved to the U.S. at age 14.



A. CAMPBELL CAREER STATS

DEFENSIVE

YEAR	GP-GS	UT	AT	TT	TFL/Y	SACK	FF/FR	PBU	INT-Y
2021*	6-0	0	0	0	0.0/0	0.0/0	0/0	0	0-0
2022*	12-0	7	6	13	3.5/18	1.0/8	1/0	1	0-0
Career	18-0	7	6	13	3.5/18	1.0/8	1/0	1	0-0

*stats recorded while at Louisiana-Monroe



82

JASON CAMPBELL

WR • 6-0 • 180 • 2-YR • R-FR.

TARRYTOWN, N.Y. (HACKLEY)

2021 (True Freshman): Did not see any game action...Served as member of practice squad.



2

DONALD CHANEY, JR.

RB • 5-10 • 210 • 4-YR • R-SO.

HOMESTEAD, FLA. (BELEN JESUIT)

2022 (Third-Year Redshirt Freshman): Saw action in only one game while recovering from offseason surgery...Made first appearance of the season rushing for eight yards on two carries against Pittsburgh (Nov. 26).

2021 (True Freshman*): Saw action in first two games of season before suffering season-ending injury...Rushed for 44 yards on 11 carries with one touchdown...Added one catch...Had seven carries for 23 yards in season opener against Alabama (Sept. 4)...Totalled 21 yards on four carries, including one touchdown rush, in win over Appalachian State (Sept. 11).

2020 (True Freshman): Saw action in all 11 games in first collegiate season...Ranked third on Hurricanes with 322 rushing yards, averaging 4.7 yards per carry on 68 carries...Scored three rushing touchdowns...Added 11 receptions for 143 yards in first season...Made career debut in season opener against UAB (Sept. 10), rushing for 52 yards on eight carries...Averaged 6.5 yards per carry and had long rush of 33 yards in win over Blazers...Finished with seven carries in road win over top-20 Louisville (Sept. 19)...Scored first two rushing touchdowns of career in romp of rival Florida State (Sept. 26)...Finished with seven carries for 35 rushing yards, including scoring runs of 2 and 5 yards...Added 15-yard reception against Seminoles...Had one carry and one reception at Clemson (Oct. 10)...Totalled 18 yards on five carries in win over Pittsburgh (Oct. 17)...Led Hurricanes with 43 rushing yards in win over Virginia (Oct. 24)...Had 1-yard touchdown run and finished with 10 carries against Cavaliers...Had three carries for 14 yards in come-from-behind win at NC State (Nov. 6)...Also caught one pass against Wolfpack...Posted 25 rushing yards on eight carries, including long rush of 9 yards, in road win at Virginia Tech (Nov. 14)...Posted career-high 143 all-purpose yards - including career-high 62 rushing yards and career-high 81 receiving yards - in win at Duke (Dec. 5)...Averaged 6.9 yards per carry against Blue Devils (nine carries) and tied for team lead with four receptions,

including long reception of 56 yards...Had four carries and one reception in regular season finale against North Carolina (Dec. 12)...Finished with 44 receiving yards on three receptions in 2020 Cheez-It Bowl against Oklahoma State (Dec. 26)...Added six carries for 50 yards against Cowboys in season finale.

High School: A consensus four-star prospect by 247Sports, ESPN and Rivals...Ranked as the sixth-best running back and No. 46 player overall by Rivals.com...Rated the sixth-best running back and No. 42 player nationally by ESPN...Listed as the No. 5 running back and No. 35 player overall by 247 Composite...Selected to participate in the 2020 U.S. Army All-American Bowl...Participated in The Opening in the summer of 2019...Leaves Belen Jesuit as the school's all-time leading rusher having totaled 4,511 yards and 60 touchdowns on 442 carries over the course of five seasons...Was a two-time Dade County Player of the Year...Chose Miami over offers from Florida State, Florida, Georgia, LSU, Notre Dame, Oklahoma, Oregon, Texas A&M, Michigan, Syracuse, Boston College and South Carolina, among others.

CHANEY, JR. CAREER STATS

RUSHING

YEAR	GP-GS	ATT	YDS	AVG	TD	LG
2020	11-0	68	322	4.7	3	33
2021	2-0	11	44	4.0	1	20
2022	1-0	2	8	4.0	0	5
Career	14-0	81	374	4.6	4	33

RECEIVING

YEAR	GP-GS	REC	YDS	AVG	TD	LG
2020	11-0	11	143	13.0	0	56
2021	2-0	1	4	4.0	0	4
2022	1-0	0	0	—	0	—
Career	14-0	12	147	12.2	0	56



85

JACKSON CARVER

TE • 6-6 • 230 • 1-YR • FR.

WOODBURY, MINN. (CULVER ACADEMY [IND.])

High School: Consensus three-star recruit by ESPN, Rivals and 247Sports...Listed as No. 30 tight end nationally in 247Sports Composite Rankings...Ranked No. 4 overall player in Minnesota by Rivals...Started playing football as senior...Chose Miami over offers from Iowa, Auburn, Florida State, LSU and Wisconsin, among others.



6
TREVONTE' CITIZEN
 RB • 6-1 • 221 • 2-YR • R-FR.
 LAKE CHARLES, LA. (LAKE CHARLES PREP)

2022 (True Freshman): Did not see any game action while recovering from offseason surgery.

High School: Consensus four-star prospect by all major scouting services, ranked among top running backs nationwide...Selected to play in 2022 All-American Bowl...Ranked No. 59 overall player and No. 2 running back in high school class by Rivals...Rated No. 7 player in state of Louisiana by Rivals...Checked in as No. 98 player in 247Sports Composite Rankings...Ranked No. 124 player, No. 8 running back and No. 9 player in state by 247Sports...Ranked No. 144 player in nation and No. 11 player at position in ESPN300...Finished with 743 yards and 11 touchdowns in final year of high school...Helped lead Lake Charles to 10-1 record as junior, guiding team to Class 3A semifinals...Finished with 615 rushing yards and eight rushing touchdowns in 2020 season...Competed in track & field in high school, clocking time of 11.33 seconds in 100-meter dash...Picked Miami over offers from Auburn, LSU, Michigan, Ole Miss, Penn State and USC, among others.



23
K.J. CLOYD
 LB • 6-2 • 228 • 4-YR • JR.
 COLUMBIA, MISS. (LOUISVILLE) (JONES COLLEGE) (COLUMBIA)

Before Miami: Spent first three seasons of career at Louisville before transferring to Miami...Finished Cardinals career with 39 total tackles...Had 15 tackles with one fumble recovery in final season in 2022...Played in all 12 games during sophomore year in 2021 and had 12 total tackles...Made one start in 2021...Had 12 tackles during freshman season in 2020, largely on special teams and playing in all 13 games...Played for linebackers coach Derek Nicholson during time with Cardinals...Spent 2019 season at Jones College.

CLOYD CAREER STATS

DEFENSIVE

YEAR	GP-GS	UT	AT	TT	TFL/Y	SACK	FF/FR	PBU	INT-Y
2020*	11-0	6	6	12	0.0/0	0.0/0	0/0	0	0-0
2021*	13-1	7	5	12	0.5/0	0.0/0	0/0	2	0-0
2022*	12-0	9	6	15	0.0/0	0.0/0	0/1	0	0-0
Career	36-1	22	17	39	0.5/0	0.0/0	0/1	2	0-0

*stats recorded while at Louisville



70
JAVION COHEN
 OL • 6-4 • 305 • 4-YR • JR.
 PHENIX CITY, ALA. (ALABAMA) (CENTRAL)

Before Miami: Spent first three seasons of career at Alabama...2022 second team All-SEC honoree by league coaches...Started 10 games and came off bench in two more in final season with Alabama...Started 14 games for Crimson Tide at left guard during 2021 season, missing only one contest due to injury...Selected to 2020 All-SEC Freshman Team...In 2021, helped lead an Alabama offensive front that opened holes and provided time for the nation's No. 6 scoring offense (39.9 ppg), No. 7 passing offense (338.2 ypg) and pass efficiency offense (166.5), the No. 3 unit in third-down conversion percentage (52.0) and the No. 5 red zone offense (.926).

Before Miami: Four-star recruit by Rivals.com and 247Sports along with the 247Composite...Top-15 player in the state of Alabama, including No. 9 ranking from Rivals...State's No. 13 player by 247 and No. 15 player by Composite...Selected to play in 2019 Pro Football Hall of Fame World Bowl in Cancun, Mexico...Earned spot in Alabama-Mississippi All-Star Game following senior season...Named to Alabama Sports Writers Association's Class 7A Second Team All-State squad as junior...Played at Central High School.



73
ANEZ COOPER
 OL • 6-6 • 350 • 2-YR • SO.
 PLEASANT GROVE, ALA. (PLEASANT GROVE)

2022 (True Freshman): Emerged as one of team's top performers on offensive line by season's end...Saw action in 10 games and made four starts...Started four of final five games...Made career debut in win over Bethune-Cookman (Sept. 3), with offense compiling 605 yards...Saw action in win over Southern Miss (Sept. 10), helping offense total 445 yards...Aided offense to 392 yards against Texas A&M (Sept. 17)...Saw action against North Carolina (Oct. 8)...Helped offense to 449 yards in win at Virginia Tech (Oct. 15)...Earned first start at right guard in win at Virginia (Oct. 29)...Started against Florida State (Nov. 5)...Started at Clemson (Nov. 19)...Started against Pittsburgh (Nov. 26), assisting offense to 385 yards.

High School: Consensus three-star offensive line prospect by every major scouting service...Helped lead team to third straight Class 5A title game appearance in 2021...Finished as first-team all-state selection and was one of three finalists for Lineman of the Year honors after final year...Played center, guard and tackle for Spartans...Selected to play on Alabama All-Star Team for 35th annual Alabama-Mississippi Classic in 2021...Chose Miami over offers from Auburn, Georgia, South Carolina and Syracuse, among others.



TE'CORY COUCH

DB • 5-10 • 175 • 5-YR • SR.

HOLLYWOOD, FLA. (CHAMINADE-MADONNA)

2022 (Fourth-Year Junior): Started all 12 games as one of defense's top performers...Finished with 37 total tackles (32 solo), one tackle for loss and six PBUs, which ranked second on team...Started opener against Bethune-Cookman (Sept. 3), finishing with one solo tackle...Had one solo tackle against Southern Miss (Sept. 10)...Had two tackles, one solo, and PBU at Texas A&M (Sept. 17)...Posted five solo tackles against MTSU (Sept. 24)...Had four solo tackles and one PBU against North Carolina (Oct. 8)...Logged four tackles, including three solo, in win at Virginia Tech (Oct. 15)...Posted one pass breakup against Duke (Oct. 22)...Posted three tackles, including two solo, in win at Virginia (Oct. 29)...Notched six tackles, including five solo and one tackle for loss, against Florida State (Nov. 5)...Posted three solo tackles in win at Georgia Tech (Nov. 12)...Notched four tackles, including three solo, and one pass breakup at Clemson (Nov. 19)...Posted four solo tackles against Pittsburgh (Nov. 26).

2021 (Third-Year Sophomore*): Saw action in all 12 games and made six starts...Finished with 37 total tackles, 15 tackles for loss and team-high five PBUs...Started season opener against Alabama (Sept. 4) and finished with season-high seven tackles (four solo) including half tackle for loss...Made start against Appalachian State (Sept. 11) and posted four tackles (three solo)...Started against Michigan State (Sept. 18) and credited with four tackles and one PBU...Totaled two tackles (one solo) and started in win over Central Connecticut State (Sept. 25)...Tallied seven stops (five solo), including one tackle for loss, in start against Virginia (Sept. 30)...Made pair of solo stops in start against North Carolina (Oct. 16)...Saw action in win over NC State (Oct. 23)...Finished with three solo tackles in win over Pittsburgh (Oct. 30)...Played in victory over Georgia Tech (Nov. 6)...Had one PBU at Florida State (Nov. 13)...Had four solo stops in win over Virginia Tech (Nov. 20)...Tallied three total tackles (two solo) in regular season finale at Duke (Nov. 27).

2020 (Sophomore): Saw action in all 11 games and emerged as starting cornerback late in season...Started final four games of year...Finished with 37 total tackles including 2.5 tackles for loss and 1.5 sacks...Added one interception, one forced fumble and six PBUs...Recorded one solo tackle and one forced fumble in season opener against UAB (Sept. 10)...Totaled six tackles (five solo) in road win at top-20 Louisville (Sept. 19)...Finished with a pair of solo tackles in romp of rival Florida State (Sept. 26)...Posted two solo tackles at top-ranked Clemson (Oct. 10)...Had career-high three PBUs and one solo tackle in home win over Pittsburgh (Oct. 17)...Posted two total tackles in win over Virginia (Oct. 24)...Had solo sack in come-from-behind victory at NC State (Nov. 6)...Had one of best performances of season in first start of career at Virginia Tech (Nov. 14), finishing with five tackles, including one half-tackle for loss, and first interception of career...Started in road win at Duke (Dec. 5), finishing with one solo tackle and one PBU...Started regular season finale against North Carolina (Dec. 12) and finished with tied career mark with six total tackles (three solo)...Started 2020 Cheez-It Bowl against Oklahoma State (Dec. 29) and finished with career-high 10 tackles and two PBUs.

2019 (True Freshman): Saw action in all 13 games, largely on special teams...Totaled eight tackles (five solo)...Made career debut in season opener vs. Florida (Aug. 24)...Played at North Carolina (Sept. 7)...Had first tackle of career in home opener against Bethune-Cookman (Sept. 14)...Saw

action in win over Central Michigan (Sept. 21)...Played in win over Virginia (Oct. 11)...Had one tackle against Georgia Tech (Oct. 19)...Played in win at Pittsburgh (Oct. 26)...Had one solo tackle in win at Florida State (Nov. 2)...Finished with career-high four tackles (two solo) in win vs. Louisville (Nov. 9)...Saw action against FIU (Nov. 23)...Had one solo tackle in regular season finale at Duke (Nov. 30)...Saw action in Walk-On's Independence Bowl against Louisiana Tech (Dec. 26).

High School: Consensus four-star prospect by ESPN.com, Rivals.com and 247Sports.com...Ranked No. 230 on ESPN 300...Rated No. 18 overall cornerback and No. 37 player in Florida by ESPN.com...Ranked 30th cornerback in country and 303rd player regardless of position by 247Sports.com...Listed as 44th-best cornerback and 48th player in Florida by Rivals.com...Selected to 2019 Under Armour All-America Game...Helped Chaminade-Madonna win 2018 Class 3A state championship...Recorded 65 tackles, 4.0 tackles for loss and five interceptions during senior year...Chose Miami over offers from LSU, Oklahoma, Michigan, Michigan State, Illinois, Kansas State, Kentucky, Louisville, Nebraska, NC State, Ole Miss, Oregon, Pitt, USF, Syracuse, Tennessee, UCF, Wisconsin and Wake Forest, among others.

COUCH CAREER STATS

DEFENSIVE

YEAR	GP-PS	UT	AT	TT	TFL/Y	SACK	FF/FR	PBU	INT-Y
2019	13-0	5	3	8	0.0/0	0.0/0	0/0	0	0-0
2020	11-4	29	8	37	2.5/10	1.5/8	1/0	6	1-0
2021	12-6	27	9	36	1.5/5	0.0/0	0/0	5	0-0
2022	12-12	32	5	37	1.0/1	0.0/0	0/0	6	0-0
Career	48-22	93	25	118	5.0/16	1.5/8	1/0	17	1-0



92

SAMUEL COUFAL

DL • 6-2 • 250 • 1-YR • FR.

WALES, WISC. (KETTLE MORAINES)



52

LUIS CRISTOBAL, JR.

OL • 6-1 • 295 • 5-YR • R-SR.

MIAMI, FLA. (CHRISTOPHER COLUMBUS)
(GEORGIA STATE)

Before Miami: Spent first four seasons of career at Georgia State (2019-2022) before transferring to Miami...Made first five starts of Panthers career in final year in 2022 along offensive line...Saw action in eight games for Panthers in final campaign...Saw action in final 10 games of 2021 season...Played in three games in COVID-shortened 2020 season and earned redshirt year in 2019 after appearing in only two games.

High School: Two-time all-state selection in Class 8A by FlaHSFootball.com, including first team honors as senior and second-team accolades as junior...Two-time, first-team All-Dade County...Led Christopher Columbus High School to 14-1 record and berth in Class 8A state title game in 2018, where they fell 37-35 to Jacksonville Mandarin...Helped Columbus to a



13-2 record as a junior...Three-star prospect according to the 247Sports composite rankings...Nephew of Miami head football coach Mario Cristobal and son of former Miami Hurricane offensive lineman Lou Cristobal.

DEEN CAREER STATS

DEFENSIVE

YEAR	GP-GS	UT	AT	TT	TFL/Y	SACK	FF/FR	PBU	INT-Y
2019*	9-0	7	1	8	0.0/0	0.0/0	0/0	1	0-0
2020*	6-4	9	3	12	2.0/5	1.0/3	0/0	0	0-0
2021*	12-11	14	12	26	9.5/28	4.0/21	1/0	0	0-0
2022*	12-11	18	10	28	4.0/22	2.5/19	0/0	0	0-0
Career	39-26	93	25	118	5.0/16	1.5/8	1/0	1	1-0

*stats recorded while at Purdue



22

JADEN DAVIS

DB • 5-10 • 182 • 5-YR • SR.

FORT LAUDERDALE, FLA. (OKLAHOMA) (ST. THOMAS AQUINAS)

Before Miami: Spent first four seasons of career at Oklahoma...Played in 47 games and made 22 starts over course of career with Sooners... Finished with 104 total tackles (80 solo), one interception and 10 pass breakups...Finished with 35 tackles, two PBUs and one tackle for loss in final season, missing three games due to injury.

High School: Four-star prospect by 247Sports, ESPN and Rivals... Under Armour All-American...Invited to The Opening...Ranked No. 176 overall by ESPN and No. 384 by 247Sports...Touted as 15th-best cornerback nationally by ESPN, No. 24 by Rivals and No. 39 by 247Sports...Ranked as No. 33 recruit in Florida by Rivals, No. 36 by ESPN and No. 37 by 247Sports...Registered over 60 tackles and five interceptions (returned two for touchdowns) in high school career.

DAVIS CAREER STATS

DEFENSIVE

YEAR	GP-GS	UT	AT	TT	TFL/Y	SACK	FF/FR	PBU	INT-Y
2019*	14-1	26	7	33	0.0/0	0.0/0	0/0	1	1-0
2020*	10-6	10	1	11	0.0/0	0.0/0	0/0	5	0-0
2021*	13-6	21	4	25	0.0/0	0.0/0	0/0	2	0-0
2022*	10-9	23	12	35	1.0/6	0.0/0	0/0	2	0-0
Career	47-22	80	24	104	1.0/6	0.0/0	0/0	10	1-0

*stats recorded while at Oklahoma



58

BRANSON DEEN

DL • 6-2 • 280 • 6-YR • R-SR.

INDIANAPOLIS, IND. (PURDUE) (LAWRENCE CENTRAL)

Before Miami: Spent first five seasons of collegiate career (2018-2022) at Purdue...Tabbed as Honorable Mention All-Big Ten selection for final two seasons (2022, 2023)... Finished with 74 tackles, 15.5 tackles for loss and 7.5 sacks during time with Boilermakers... Had 28 tackles, four tackles for loss and 2.5 sacks in final campaign in 2022...Enjoyed career year in 2021, totaling 26 tackles, 9.5 tackles for loss and four sacks...Recorded safety on sack and had two TFLs as part of a season-high four solo tackles vs. Rutgers in 2020.

High School: Helped Lawrence Central advance to Indiana 6A state playoffs in final season, finishing with 42 total tackles...Finished with 14 tackles and one sack during junior season in 2016.



66

JONATHAN DENIS

OL • 6-3 • 300 • 4-YR • R-SO.

HOMESTEAD, FLA. (OREGON) (SOUTH DADE)

2022 (Third-Year Redshirt Freshman): Saw action in five games and made two starts in first year with Hurricanes...Made season debut in opener against Bethune-Cookman (Sept. 3)...Played vs. Southern Miss (Sept. 10)...Made first start of collegiate career against Virginia Tech (Oct. 15)...Started second straight game vs. Duke (Oct. 22) before suffering season-ending injury.

Before Miami: Spent first two seasons of career (2020, 2021) at Oregon, where he played under head coach Mario Cristobal and offensive line coach Alex Mirabal...Did not see any game action in COVID-shortened 2020 true freshman season...Redshirted 2021 season in final year with Ducks.

High School: Four-star prospect by ESPN and Rivals... Consensus top-20 offensive guard in the country and the No. 1 guard in Florida by ESPN, Rivals and 247Sports... Rated by Rivals as the No. 192 player overall and the No. 6 offensive guard in the nation... Finished as a four-star prospect at No. 316 overall and the No. 14 offensive guard in the country in the final 247Sports composite ranking... Tabbed the No. 16 guard nationally by ESPN and No. 20 by 247Sports... Consensus top 60 player in Florida... Selected to the PrepStar Top 150 Dream Team and ranked No. 88 overall... A two-year letterman at South Dade High School after playing freshman and sophomore years at Keys Gate Charter... A team captain as a senior... Led South Dade to a Class 8A state tournament appearance... Earned Class 8A first-team all-state recognition as a junior... Named first-team All-Dade for Class 8A-6A by the Miami Herald... Opened holes for a South Dade offense that finished the year with over 4,500 total yards... Chose Oregon over Auburn, Florida, Florida State, Georgia, LSU, Nebraska and Tennessee, among others.



54

MICHAEL DONOVAN

LS • 6-3 • 225 • 3-YR • SO.

BEVERLY HILLS, MICH. (MICHIGAN STATE) (SEAHOLM)



11
COREY FLAGG, JR.
 LB • 5-11 • 230 • 4-YR • JR.
 HOUSTON, TEXAS (NORTH SHORE)

2022 (Third-Year Sophomore): Saw action in 11 games and made nine starts as one of defense's top performers...Ranked third on team with 56 total tackles...Tied for team lead with 10.5 tackles for loss, which was highest among all linebackers...Had 2.5 sacks and one PBU...Started season opener against Bethune-Cookman (Sept. 3), finishing with four tackles, including two solo...Led team with six tackles, including four solo and 1.5 TFL, in win over Southern Miss (Sept. 10)...Notched five tackles, including four solo, at Texas A&M (Sept. 17)...Led Miami with eight tackles, including three solo, notching a five-yard sack against MTSU (Sept. 24)...Led Miami in tackles, posting seven, including five solo, 0.5 sacks for loss of five yards and three tackles for loss of nine yards against North Carolina (Oct. 8)...Had five tackles, including four solo, 7-yard sack and two tackles for a loss (nine yards) in win at Virginia Tech (Oct. 15)...Tallied two tackles against Duke (Oct. 22)...Posted four tackles, including three solo, and one pass breakup in win at Virginia (Oct. 29)...Led Miami in tackles with career-high 10, including six solo, against Florida State (Nov. 5)...Had three tackles, including two solo and one tackle for a loss, in win at Georgia Tech (Nov. 12)...Totalled two tackles, including one solo, at Clemson (Nov. 19).

2021 (Second-Year Freshman): Started all 12 games in breakout year at middle linebacker...Totalled team-high 60 tackles (35 solo)...Ranked among team leaders with seven tackles for loss, including three sacks...Added one interception...Started season opener against Alabama (Sept. 4) and finished with three tackles...Posted four tackles in start against Appalachian State (Sept. 11)...Had eight total tackles, including 1.5 tackles for loss and a solo sack, in start against Michigan State (Sept. 18)...Tallied one tackle in win over Central Connecticut State (Sept. 25)...Finished with six tackles and first interception of season in start against Virginia (Sept. 30)...Recorded five solo tackles including one sack against North Carolina (Oct. 16)...Had two solo tackles, including one tackle for loss, in win over NC State (Oct. 23)...Posted five total tackles and started in win at Pittsburgh (Oct. 30)...Credited with six tackles and two quarterback hurries in win over Georgia Tech (Nov. 6)...Led Hurricanes with eight total tackles, including 1.5 tackles for loss and one sack, at Florida State (Nov. 13)...Had five tackles and one tackle for loss in win over Virginia Tech (Nov. 20)...Posted team-high season tackles in regular season finale at Duke (Nov. 27).

2020 (True Freshman): Saw action in eight games in first season...Finished with 15 total tackles...Made career debut in season opener against UAB (Sept. 10)...Had first tackle of career in romp of rival Florida State (Sept. 19)...Finished with one tackle at top-ranked Clemson (Oct. 10)...Posted two tackles in win over Pittsburgh (Oct. 17)...Had one tackle in road win at Virginia Tech (Nov. 14)...Had one of best performances of career in win at Duke (Dec. 5), finishing with five total tackles (one solo) and first fumble recovery of career...Saw action in regular season finale against North Carolina (Dec. 12)...Tied career high with five tackles in 2020 Cheez-It Bowl against Oklahoma State (Dec. 29).

High School: A consensus three-star prospect by 247Sports, ESPN and Rivals...Ranked the No. 25 inside linebacker and No. 72 player in Texas by Rivals...Rated the No. 38 player at his position by 247 Composite...Listed as the No. 47 player at his position and No. 88 player

in Texas by ESPN...Helped lead North Shore to the Texas Conference 6A D1 state championship game...Chose Miami over offers from Boston College, Houston, Kansas State, Memphis, Oklahoma State, Purdue, SMU, Virginia Tech, Tulane and Texas Tech, among others.

FLAGG, JR. CAREER STATS

DEFENSIVE

YEAR	GP-GS	UT	AT	TT	TFL/Y	SACK	FF/FR	PBU	INT-Y
2020	8-0	1	14	15	0.0/0	0/0	0/1	0	0-0
2021	12-12	35	25	60	7.0/32	3/22	0/0	0	1-9
2022	11-9	34	22	56	10.5/31	2.5/17	0/0	1	0-0
Career	31-21	70	61	131	17.5/63	5.5/39	0/1	1	1-9



22
MARK FLETCHER, JR.
 RB • 6-2 • 225 • 1-YR • FR.
 FORT LAUDERDALE, FLA. (AMERICAN HERITAGE)

High School: Consensus four-star recruit by Rivals, 247Sports and ESPN...Checked in as No. 193 overall player nationally by Rivals...Ranked as No. 12 running back in country by Rivals...Listed as No. 243 overall in nation in 247Sports Composite...Checked in as No. 251 overall in ESPN300...Rated as No. 15 running back nationally in 247Sports Composite rankings and ESPN300...Selected to All-American Bowl...Helped American Heritage reach Sunshine State's 2M finals...Totalled 1,934 yards and 23 touchdowns on the ground in senior season...Tallied 779 rushing yards and scored team-high 13 touchdowns as junior...Tabbed MaxPreps Sophomore All-American second-team pick, Sun Sentinel 5A-1A Offensive Player of the Year and Miami Herald 5A-1ND first-team honoree following breakout sophomore campaign...Helped the Patriots capture 5A state title, eclipsing the 100-yard mark rushing in nine of 13 games...Chose Miami over offers from Florida, Ohio State, Alabama, Auburn, Florida State, Georgia, Michigan, Penn State, Tennessee and USC, among others.



29
DEMETRIUS FRENEY
 DB • 6-0 • 190 • 2-YR • SO.
 SAN LEANDRO, CALIF. (COLLEGE OF SAN MATEO) (SAN LEANDRO)

Before Miami: Made transition to cornerback after playing quarterback earlier in career...Played in seven games for San Mateo Bulldogs in 2022...Finished with 10 tackles, two interceptions and one forced fumble...Recorded forced fumble and fumble recovery against Sierra...Recorded 57-yard interception return for touchdown against Chabot.

High School: Played quarterback for San Leandro before making transition to defensive back in junior college...Showcased athleticism in 2021, earning San Francisco 49ers PREP High School Player of the Week honors after recording 229 total yards on 15 carries and three rushing touchdowns in San Leandro's win over Moreau Catholic.



3
JACOLBY GEORGE
WR • 6-0 • 176 • 3-YR • JR.
LAUDERHILL, FLA. (PLANTATION)

2022 (Sophomore): Saw action in seven games and made one start in second season...Totaled 13 catches for 130 yards with long catch of 24 yards...Had team-high 71 yards on five punt returns...Caught three passes for 41 yards at Texas A&M (Sept. 17) in season debut...Caught five passes for 30 yards, adding 11 yards on one kickoff and 10-yard punt return against Duke (Oct. 22)...Made first career start and had one reception for nine yards, adding 49 yards on three punt returns in win at Virginia (Oct. 29)...Had 11-yard catch against Florida State (Nov. 5)... Caught three passes for 39 yards and returned one punt for 12 yards against Pittsburgh (Nov. 26).

2021 (True Freshman): Saw action in nine games in debut collegiate season...Caught seven passes for 183 yards with one touchdown...Had season-long catch of 44 yards...Made career debut in win over Central Connecticut State (Sept. 25) and caught 44-yard touchdown...Played against Virginia (Sept. 30)...Saw time against North Carolina (Oct. 16)... Played in wins over NC State (Oct. 23) and Pittsburgh (Oct. 30)...Caught 20-yard pass in win over Georgia Tech (Nov. 6)...Played at Florida State (Nov. 13)...Caught two passes totaling 39 yards in win over Virginia Tech (Nov. 20)...Had three catches totaling career-high 80 yards, including one acrobatic grab, in season-ending victory at Duke (Nov. 27).

High School: A consensus four-star prospect by 247Sports, ESPN and Rivals...Rated No. 101 in the ESPN300 Rankings...Ranked the No. 16 wide receiver nationally and No. 17 player in Florida by ESPN... Listed as the No. 159 overall player in the 247Sports Composite Top247...Rated the No. 27 wide receiver in the country and No. 23 player in Florida by 247Sports Composite...Ranked the No. 197 player in the Rivals Top 250... Listed as the No. 31 wide receiver nationally and No. 27 player in Florida by Rivals...Selected to the Under Armour All-America Game ...As a junior, caught 46 passes for 1,030 yards and 12 touchdowns.

JAC. GEORGE CAREER STATS

RECEIVING

YEAR	GP-GS	REC	YDS	AVG	TD	LG
2021	9-0	7	183	26.1	1	44T
2022	7-1	13	130	10.0	0	24
Career	16-1	20	313	15.7	1	44T

PUNT RETURNS

YEAR	GP-GS	RET	YDS	AVG	TD	LG
2021	9-0	13	142	10.9	0	34
2022	7-1	5	71	14.2	0	18
Career	16-1	18	213	11.8	0	34

KICK RETURNS

YEAR	GP-GS	RET	YDS	AVG	TD	LG
2021	9-0	0	0	—	0	—
2022	7-1	1	21	21.0	0	—
Career	16-1	1	21	21.0	0	—



19
JAYDEN GEORGE
QB • 6-3 • 210 • 5-YR • R-SR.
INDIANAPOLIS, IND. (BOWLING GREEN)
(ALABAMA) (WARREN CENTRAL)

2022 (Redshirt Junior): Did not see any game action...Served as member of practice squad.

Before Miami: Spent two seasons at Alabama (2019, 2020) before transferring to Bowling Green (2021)...Part of Alabama's 2020 national championship team.

High School: Led Warren Central to 14-0 record and state championship during senior season...Passed for 3,100 yards and 42 touchdowns during senior year while serving as team captain...Father, Jeff, was No. 1 overall pick in 1990 NFL Draft.



46
KYAN GIBBS
RB • 5-8 • 195 • 1-YR • FR.
CHICAGO, ILL. (LOYOLA ACADEMY)



59
THOMAS GORE
DL • 6-0 • 280 • 5-YR • R-JR.
NASHVILLE, TENN. (GEORGIA STATE)
(BRENTWOOD ACADEMY)

Before Miami: Spent first four seasons of career at Georgia State... Finished time with Panthers with 93 total tackles, 22 tackles for loss and 11 sacks...Enjoyed breakout 2021 season, earning All-Sun Belt Honorable Mention recognition with 45 tackles, 9.5 tackles for loss and 2.5 sacks... Had 38 tackles, eight tackles for loss and five sacks with two forced fumbles in final years at Georgia State.

High School: Helped Brentwood Academy in Nashville, Tenn., win its fourth straight state title in 2018...First-team all-state (Division II-AAA) by Tennessee Sportswriters Association...Had three tackles for loss, including two sacks, in Brentwood's win over Montgomery Bell in the state semifinals...State champion heavyweight wrestler, also threw shot put.

GORE CAREER STATS

DEFENSIVE

YEAR	GP-GS	UT	AT	TT	TFL/Y	SACK	FF/FR	PBU	INT-Y
2019*	3-0	1	0	1	0.0/0	0.0/0	0/0	0	0-0
2020*	10-1	5	4	9	4.5/29	3.5/28	0/0	0	0-0
2021*	13-3	24	21	45	9.5/32	2.5/18	0/0	0	0-0
2022*	12-11	19	19	38	8.0/49	5.0/44	2/0	0	0-0
Career	38-15	49	44	93	22.0/110	11.0/90	2/0	0	0-0

*stats recorded while at Georgia State



15

TYLER HARRELL**WR • 6-0 • 200 • 6-YR • R-SR.****MIAMI, FLA. (ALABAMA) (LOUISVILLE)
(CHRISTOPHER COLUMBUS)**

Before Miami: Spent first four seasons of career at Louisville (2018-2021) before spending 2022 season at Alabama...Played in six games with Crimson Tide and finished with two catches for 18 yards...Enjoyed breakout 2021 season with Cardinals, finishing with 18 catches for 523 yards with six touchdowns...Averaged whopping 29.1 yards per catch...Saw action in all 13 games and made two starts in 2021...Made first start of career in 2021 vs. Virginia and caught two passes totaling 100 yards...Had 75-yard touchdown versus Florida State...Played in two games during both 2019 and 2020 seasons...Redshirted 2018 season with Cardinals, seeing action in two games with two catches totaling 36 yards.

High School: Four-star recruit according by ESPN...53rd-best receiver nationally in ESPN's rankings...Ran 4.41 in 40-yard dash...Clocked 10.37 in 100m dash in Florida state finals...Helped high school win pair of FHSAA Class-4A championships.

HARRELL CAREER STATS**RECEIVING**

YEAR	GP-GS	REC	YDS	AVG	TD	LG
2018*	2-0	2	36	18.0	0	31
2019*	2-0	0	0	—	0	—
2020*	2-0	0	0	—	0	—
2021*	13-2	18	523	29.1	6	92T
2022^	2-0	2	18	9.0	0	12
Career	21-2	22	577	26.2	6	92T

*stats recorded while at Louisville

^ stats recorded while at Alabama



19

JADEN HARRIS**DB • 5-11 • 180 • 2-YR • R-FR.****ATLANTA, GA. (RIVERWOOD)**

2022 (True Freshman): Saw action in two games in debut season...Made career debut in season opener against Bethune-Cookman (Sept. 3)...Saw action against MTSU (Sept. 24).

High School: Three-star prospect by both 247Sports and Rivals...Checked in as top-100 player at position by both Rivals and 247Sports...Selected first-team all-region (7-6A) by Atlanta Journal Constitution after senior year at Riverwood...Competed in both basketball and track & field in high school...Chose Miami over offers from Georgia Tech, Iowa State, Kansas State, Maryland, Michigan State, Missouri and West Virginia, among others.



81

JARED HARRISON-HUNTE**DL • 6-4 • 295 • 5-YR • R-JR.****MIDDLE VILLAGE, N.Y. (CHRIST THE KING)**

2022 (Fourth-Year Redshirt Sophomore): Saw action in nine games and made two starts on defense...Finished with 16 total tackles...Had four tackles for loss and two sacks...Played in season opener against Bethune-Cookman (Sept. 3), finishing with three tackles, including one solo...Had two solo tackles, including one tackle for a loss of two yards, and started at Texas A&M (Sept. 17)...Chipped in two tackles, including one solo, against MTSU (Sept. 24), starting second straight game...Had three tackles, including two solo, against North Carolina (Oct. 8)...Posted two solo tackles, including one sack against Duke (Oct. 22)...Tallied three solo tackles, including one 7-yard sack in win at Virginia (Oct. 29)...Had one solo tackle for a loss of a yard against Florida State (Nov. 5).

2021 (Third-Year Redshirt Freshman): Saw action in 11 games and made eight starts as one of team's top contributors on defensive line...Finished with 18 total tackles, 6.5 tackles for loss and two sacks...Had one PBU and credited with four quarterback hurries...Credited with four tackles and made start in season opener against Alabama (Sept. 4)...Totaled two tackles in win over Appalachian State (Sept. 11)...Started and finished with four tackles against Michigan State (Sept. 18)...Started against Central Connecticut State (Sept. 25) and had one tackle...Did not play against Virginia...Made starts against both North Carolina (Oct. 16) and NC State (Oct. 23) on interior of defensive line...Finished with one solo tackle in start against Pittsburgh (Oct. 30)...Played against Georgia Tech (Nov. 6)...Had first sack of season at Florida State (Nov. 13)...Totaled two tackles against Seminoles...Started against Virginia Tech (Nov. 20) and recorded sack for second straight game...Finished with three solo tackles in win over Hokies...Started season finale against Duke (Nov. 27) and had one tackle.

2020 (Redshirt Freshman): Saw action in eight games and made one start...Totaled 17 tackles, 6.0 tackles for loss and three sacks...Added one forced fumble and one blocked kick...Had two tackles in home opener against UAB (Sept. 10)...Posted two tackles for loss, including 13-yard sack, in road win at top-20 Louisville (Sept. 19)...Lone tackle in romp of rival Florida State (Sept. 26) was 10-yard sack...Had one solo tackle and first blocked field goal of career at Clemson (Oct. 7)...Recorded one of best outings of career in win over Pittsburgh (Oct. 14), finishing with four total tackles, two tackles for loss, 10-yard sack and one forced fumble...Had one solo tackle in home win versus Virginia (Oct. 14)...Made first start of career in come-from-behind win at NC State (Nov. 6), finishing with career-best five tackles including one-half tackle for loss...Lone tackle in 2020 Cheez-It Bowl against Oklahoma State (Dec. 29) was half-tackle for loss.

2019 (True Freshman): Played in one game in first season...Made career debut in home opener versus Bethune-Cookman (Sept. 14)...Served as member of practice squad.

High School: Consensus three-star prospect by ESPN, Rivals and 247Sports...Consensus top-40 defensive tackle nationwide by all major scouting services...Ranked by Rivals as No. 3 player in state of New York regardless of position...Rated No. 4 player in New York by 247Sports and No. 2 player in state by ESPN...Had 45 tackles and three sacks while playing in eight games during senior season...Selected to 2018 All-Diocese First Team by *The Tablet*...Served as team captain for final year...Played in 2018



CHSFL Senior Bowl...Also saw action at tight end...Caught 23 passes for 227 yards during junior season...Earned second-team All-Diocesan honors from *The Tablet* after junior year...Played just two seasons of high school football, spending early part of career focusing on basketball...Christ The King teammate of fellow Miami signee Adam ElGammal...Chose Miami over offers from Alabama, Ohio State, Georgia, LSU, Michigan and Penn State, among others.

HARRISON-HUNTE CAREER STATS

DEFENSIVE

YEAR	GP-GS	UT	AT	TT	TFL/Y	SACK	FF/FR	PBU	INT-Y
2019	1-0	0	0	0	0.0/0	0.0/0	0/0	0	0-0
2020	8-1	9	8	17	6.0/36	3.0/33	1/0	0	0-0
2021	11-8	10	8	18	6.5/26	2.0/11	0/0	1	0-0
2022	9-2	12	4	16	4.0/11	2.0/8	0/0	0	0-0
Career	29-11	31	20	51	16.5/73	7.0/52	1/0	1	0-0



12

JAHFARI HARVEY

DL • 6-4 • 250 • 5-YR • R-JR.

PORT ST. LUCIE, FLA.

(VERO BEACH)

2022 (Fourth-Year Redshirt Sophomore): Saw action in all 12 games and made seven starts as one of team's top performers on defense...Totalled 31 tackles, 7.5 tackles for loss and 5.5 sacks...Added one PBU...Saw action in season opener against Bethune-Cookman (Sept. 3), finishing with one tackle...Added one sack for loss of five yards and one quarterback hurry at Texas A&M (Sept. 17)...Recorded five tackles, with two solo stops, one four-yard sack and two tackles for loss against MTSU (Sept. 24)...Posted five tackles, including three solo, one half-sack and one PBU against North Carolina (Oct. 8)...Notched five tackles, including four solo, in win at Virginia Tech (Oct. 15)...Had one solo tackle against Duke (Oct. 22)...Compiled four tackles, including three solo, one sack and two tackles for loss in win at Virginia (Oct. 29)...Registered two solo tackles, including one sack, in win at Georgia Tech (Nov. 12)...Posted four tackles, including three solo and 6-yard sack at Clemson (Nov. 19)...Had three tackles, including one solo, against Pittsburgh (Nov. 26).

2021 (Third-Year Redshirt Freshman): Saw action in all 12 games and made five starts on defensive line...Had 26 total tackles, 6.5 tackles for loss and 2.5 sacks...Had one interception returned for touchdown...Started season opener against Alabama (Sept. 4)...Posted four tackles (two solo) and started in win over Appalachian State (Sept. 11)...Made third straight start against Michigan State (Sept. 18)...Started and posted 14-yard sack in win over Central Connecticut State (Sept. 25)...Had two tackles, including half-tackle for loss, against Virginia (Sept. 30)...Recorded 33-yard pick-six against North Carolina (Oct. 16)...Touchdown was first interception returned for score by Miami defender since 2018...Finished with two tackles, including one half tackle for loss, and started in win over NC State (Oct. 23)...Credited with three total tackles and one tackle for loss in win at Pittsburgh (Oct. 30)...Saw action in win over Georgia Tech (Nov. 6)...Had career-high six tackles, including two tackles for loss, at Florida State (Nov. 13)...Tallied three solo tackles in win over Virginia Tech (Nov. 20)...Recorded pair of solo tackles in regular season finale at Duke (Nov. 27).

2020 (Redshirt Freshman): Saw action in 10 games and made one start...Totalled 18 tackles (12 solo)...Had 5.0 tackles for loss and 1.5 sacks...

Tied for team lead with five quarterback hurries...Credited with one quarterback hurry in season opener against UAB (Sept. 10)...Had one solo tackle in road win at top-20 Louisville (Sept. 19)...Finished with one tackle and four quarterback hurries in romp of rival Florida State (Sept. 26)...Finished with career-high three total tackles, including first two tackles for loss of career, at top-ranked Clemson (Oct. 10)...Finished with two tackles, including half sack, in win over Pittsburgh (Oct. 17)...Posted three total tackles (two solo) in victory over Virginia (Oct. 24)...Played in come-from-behind win at NC State (Nov. 6)...Had two tackles, including one tackle for loss, in road win at Duke (Dec. 5)...Finished with three total tackles in regular season finale against North Carolina (Dec. 12)...Made first start of career in 2020 Cheez-It Bowl against Oklahoma State (Dec. 29), finishing with three total tackles, including 1.5 tackles for loss...Had strip-sack of Cowboys in bowl game, recording first forced fumble of career on 7-yard sack.

2019 (True Freshman): Played in four games and had one solo tackle in first season...Made career debut in season opener against Florida (Aug. 24)...Saw action at North Carolina (Sept. 7)...Had first tackle of career in home opener against Bethune-Cookman (Sept. 14)...Saw action in 2019 Walk-On's Independence Bowl against Louisiana Tech (Dec. 26)

High School: Enrolled at Miami in January 2019...Consensus four-star prospect by ESPN.com, Rivals.com and 247Sports.com...Rated No. 11 defensive end and No. 23 player in Florida by Rivals.com...Ranked No. 187 player in Rivals Top250...Listed as No. 17 player at position and No. 36 in Florida by 247Sports.com...Ranked No. 240 on Top247 by 247Sports.com...Ranked No. 47 at position and No. 56 in Florida by ESPN.com...Helped lead Vero Beach to 2018 Class 6A regional semifinals...Chose Miami over offers from Georgia, Michigan, Georgia Tech, Louisville, Mississippi State, Missouri, NC State, Nebraska, Oregon, Pitt, Purdue, USF, Syracuse and UCF, among others.

HARVEY CAREER STATS

DEFENSIVE

YEAR	GP-GS	UT	AT	TT	TFL/Y	SACK	FF/FR	PBU	INT-Y
2019	4-0	1	0	1	0.0/0	0.0/0	0/0	0	0-0
2020	10-1	12	6	18	5.0/23	1.5/13	1/0	0	0-0
2021	12-5	12	14	26	6.5/28	2.5/20	0/0	1	1-33
2022	12-7	20	11	31	7.5/21	5.5/18	0/0	1	0-0
Career	40-13	45	31	76	19.0/72	9.5/51	1/0	2	1-33



16

ISAIAH HORTON

WR • 6-3 • 205 • 2-YR • R-FR.

MURFREESBORO, TENN. (OAKLAND)

2022 (True Freshman): Saw action in four games during debut season...Caught one pass...Made Miami debut in win at Virginia Tech (Oct. 15), catching 6-yard pass.

High School: Four-star prospect by 247Sports and ESPN...Checked in as No. 272 overall player in nation in ESPN300...Ranked No. 39 wide receiver nationally and No. 6 player in state of Tennessee by ESPN...Checked in as No. 275 prospect nationally in 247Sports Composite Rankings...Rated No. 49 receiver nationally by 247Sports... Listed as three-star prospect by Rivals... Had 34 catches for 643 yards with seven touchdowns in final season at Oakland...Helped lead Patriots to 6A state



title and first 15-0 season in program history in 2020, leading Oakland with 37 catches for 702 yards and 10 touchdowns...Earned first-team all-area recognition and was named co-wide receiver of the year in 3A-6A in 2020... Earned all-state honors from the Tennessee Sports Writers Association after junior campaign...Played first two seasons of high school career at Ensworth School before transferring to Oakland...Also played defensive back in high school...Miami over offers from Alabama, Arkansas, Auburn, Florida, Florida State, Georgia, LSU, Oregon, Penn State and Tennessee, among others.

HORTON CAREER STATS

RECEIVING

YEAR	GP-GS	REC	YDS	AVG	TD	LG
2022	4-0	1	6	6.0	0	6
Career	4-0	1	6	6.0	0	6



8

JOSH HORTON

DL • 6-4 • 295 • 1-YR • FR.

FAIRBURN, GA. (LANGSTON HUGHES)

High School: Four-star prospect by Rivals...Three-star recruit by ESPN and 247Sports...Listed as No. 15 defensive tackle nationally by Rivals... Ranked as No. 37 defensive tackle in country by ESPN...Helped Langston Hughes' team finish 15-0 in Georgia's 7A division...Tallied 123 tackles, 13 quarterback hits, four sacks and forced a pair of fumbles during senior season...Earned All-Region honors in 2021...Credited with 81 tackles, eight quarterback hits and three sacks as junior...Totaled 96 tackles, four quarterback hits and three sacks in 13 games as sophomore...Picked Miami over offers from North Carolina, Auburn, UCF, Florida State, Georgia, LSU, Michigan, Mississippi State and Tennessee, among others.



24

CHRIS JOHNSON, JR.

RB • 6-0 • 175 • 1-YR • FR.

FORT LAUDERDALE, FLA. (DILLARD)

High School: Four-star prospect by ESPN and Rivals...Three-star recruit by 247Sports...Listed as No. 231 overall player nationally in ESPN300...Ranked as No. 19 athlete in country by ESPN...Checked in as No. 15 running back in nation by Rivals...Rated No. 295 overall nationally in 247Sports Composite rankings...Listed as No. 19 running back in country in 247Sports Composite rankings...One of South Florida's premier sprinters... Won Florida's 3A state title in 100-meter dash (10.45) and 200-meter dash (20.78) as junior...Anchored a 4x100 team that captured gold during sophomore year...Picked Miami over offers from Clemson, Ole Miss, Alabama, Florida, Florida State, Georgia, Michigan, Oklahoma, Oregon, Penn State, Tennessee and Texas A&M, among others.



68

IAN JOHNSON

OL • 5-10 • 280 • 2-YR • R-FR.

MIAMI, FLA. (BELEN JESUIT)

2022 (True Freshman): Did not see any game action...Served as member of practice squad.




5

RAY RAY JOSEPH

WR • 5-10 • 175 • 1-YR • FR.

MIAMI, FLA. (MIAMI EDISON)

High School: Consensus four-star recruit by Rivals, 247Sports and ESPN...Listed as No. 90 overall and 15 wide receiver in nation by Rivals... Checked in as 132 overall nationally in 247Sports Composite rankings... Rated as No. 21 wide receiver by 247Sports and ESPN...Ranked No. 147 overall in ESPN300...Selected to All-American Bowl...Caught 33 passes for 632 yards and five touchdowns during junior season...Scored on two punt returns and 75-yard kickoff return in 2021...Tabbed 2020 Miami Herald All-Dade 5A-IND first-team selection after totaling over 1,200 all-purpose yards and 14 touchdowns in first season at Edison...Racked up over 500 receiving yards as freshman at Miami Christian...Got snaps on varsity as an eighth grader and tallied six touchdowns...Picked Miami over offers from Clemson, Louisville, Alabama, Florida, Florida State, Georgia, LSU, Michigan, Notre Dame, Oregon, Penn State, Tennessee, Texas and Texas A&M, among others.




94

DYLAN JOYCE

P • 6-2 • 213 • 1-YR • FR

KYABRAM, AUSTRALIA (ASSUMPTION COLLEGE)

Before Miami: Competed in Australian Rules Football in native Australia before signing with Hurricanes...Joined Miami from Proklick Australia.



46

NICK KELLY

DB • 5-10 • 190 • 2-YR • R-FR.

SANTA ROSA, CALIF. (CARDINAL NEWMAN)

2022 (True Freshman): Did not see any game action...Served as member of practice squad.



9
NYJALIK KELLY
 DL • 6-4 • 255 • 2-YR • SO.
 FORT LAUDERDALE, FLA. (DILLARD)


2022 (True Freshman): Delivered impressive first collegiate season, seeing action in all 12 games...Finished with 11 tackles, 4.5 tackles for loss and four sacks...Tied for third on Hurricanes in sacks...Made career debut in season opener against Bethune-Cookman (Sept. 3), finishing with one solo tackle...Had two tackles, including first career sack, in win over Southern Miss (Sept. 10)...Posted one half-sack for five yards against North Carolina (Oct. 8)...Added one tackle - half-sack for loss of two yards - in win at Virginia Tech (Oct. 15)...Posted one solo sack for loss of two yards in win at Virginia (Oct. 29)...Compiled three tackles, including two solo, 1.5 tackles for loss and one sack (five yards) against Florida State (Nov. 5)...Logged one solo tackle at Clemson (Nov. 19)...Posted solo tackle against Pittsburgh (Nov. 26).

High School: Consensus four-star prospect by every major scouting service...Checked in as No. 119 overall player in nation in ESPN300...Ranked No. 12 defensive end and No. 12 player in state of Florida by ESPN...Listed as No. 84 player in 247Sports Composite Rankings...Rated No. 81 player nationally, No. 11 defensive lineman and No. 12 player in state of Florida by 247Sports...Ranked No. 86 player nationwide, No. 8 strongside defensive end and No. 14 player in state of Florida by Rivals...Finished with 12 sacks in final season at Dillard...Tallied 13 sacks en route to All-Broward first-team recognition from Miami Herald in 2020...Picked up All-Broward honorable mention honors from Sun Sentinel in 2019, leading Dillard to 12-1 record and district title...Picked Miami over offers from Auburn, Clemson, Georgia, LSU, Michigan, Oregon and Texas, among others.

NY. KELLY CAREER STATS

DEFENSIVE

YEAR	GP-GS	UT	AT	TT	TFL/Y	SACK	FF/FR	PBU	INT-Y
2022	12-0	7	4	11	4.5/21	4.0/19	0/0	0	0-0
Career	12-0	7	4	11	4.5/21	4.0/19	0/0	0	0-0



5
KAMREN KINCHEMS
 S • 5-11 • 198 • 3-YR • JR.
 MIAMI, FLA. (MIAMI NORTHWESTERN)

2022 ALL-AMERICA, FIRST TEAM (multiple outlets)
2022 ALL-ACC, FIRST TEAM

2022 (Sophomore): Delivered All-American season as team's leader in secondary...Named to All-ACC First Team...Earned first-team All-America plaudits from both Associated Press and The Sporting News...Led Hurricanes with 59 total tackles and started all 12 games...Added team-high six interceptions, one fumble recovery and one forced fumble...Started season opener against Bethune-Cookman (Sept. 3), finishing with three tackles, including two solo, and his first interception of the year...Added four tackles and one fumble recovery against Southern Miss (Sept. 10)...Had five tackles (two solo) at Texas A&M (Sept. 17)...Posted two tackles, including one solo, and grabbed an interception against MTSU (Sept. 24)...Had one interception and posted six tackles, including five solo, against North Carolina (Oct. 8)...Had one tackle in win at Virginia Tech (Oct. 15)...Posted four tackles, including one solo, and one pass breakup against Duke (Oct. 22)...Registered five solo tackles and two pass breakups in win at Virginia (Oct. 29)...Had one solo tackle against Florida State (Nov. 5)...Grabbed program record-tying three interceptions, including one for a 99-yard touchdown, and led team with eight tackles, including four solo and half-tackle for loss, in win at Georgia Tech (Nov. 12)...Added one pass breakup vs. Yellow Jackets and was named ACC Defensive Player of the Week for his performance...Led team with 13 tackles, including nine solo and one for loss, with two pass breakups and one forced fumble at Clemson (Nov. 19)...Compiled seven tackles, including four solo, against Pittsburgh (Nov. 26).

2021 (True Freshman): Saw action in all 12 games and started final five games in impressive debut season...Ranked fourth on team with 44 total tackles, including 25 solo stops...Had one tackle for loss and four PBUs...Added one forced fumble...Made career debut in season opener against Alabama (Sept. 4) and finished with career-high seven total tackles (three solo) and one forced fumble...Had one solo tackle in win over Appalachian State (Sept. 11)...Tallied one solo stop against Michigan State (Sept. 18)...Played in win over Central Connecticut State (Sept. 25)...Had one tackle against Virginia (Sept. 30)...Ranked among team leaders with six tackles (three solo) against North Carolina (Oct. 16)...Credited with four solo stops in win over NC State (Oct. 23)...Made first start of career in win at Pittsburgh (Oct. 30), finishing with four solo stops and one tackle for loss...Led Hurricanes and tied career mark with seven tackles (two solo) in start against Georgia Tech (Nov. 6)...Started game against Florida State (Nov. 13) and had three total tackles (one solo)...Posted five stops (three solo) and started in win over Virginia Tech (Nov. 20)...Had five tackles (two solo) in final regular season start at Duke (Nov. 27).

High School: Rated a four-star prospect by Rivals and 247Sports Composite and a three-star recruit by ESPN...Ranked the No. 189 player in the Rivals Top 250...Listed as the No. 13 safety nationally and No. 26 player in Florida by Rivals...Rated the No. 23 safety in the country and No. 53 player in Florida by 247Sports Composite...Ranked the No. 28 safety nationally and the No. 68 player in Florida



by ESPN...As a junior, recorded 74 tackles, 3.0 tackles for loss and nine interceptions, also returned a punt for a touchdown...Helped Miami Northwestern win Florida Class 5A state championships in 2017, 2018 and 2019...High school teammate of fellow signees Romello Brinson and Kahilil Brantley...Chose Miami over offers from Alabama, Auburn, Clemson, Florida, Florida State, Georgia, Georgia Tech, Kentucky, LSU, Louisville, Maryland, Missouri, Nebraska, Ohio State, Ole Miss, Oregon, Pitt, Rutgers, Syracuse, Tennessee, Texas A&M, UCF, Utah, Washington State and West Virginia, among others.

KINCHENS CAREER STATS

DEFENSIVE

YEAR	GP-GS	UT	AT	TT	TFL/Y	SACK	FF/FR	PBU	INT-Y
2021	12-5	25	19	44	1.0/1	0.0/0	0/1	4	0-0
2022	12-12	34	25	59	1.5/2	0.0/0	1/1	6	6-99
Career	24-17	59	44	103	2.5/3	0.0/0	1/2	10	6-99



62

TOMMY KINSLER IV

OL • 6-6 • 340 • 1-YR • FR.

OCALA, FLA. (TRINITY CATHOLIC)

High School: Four-star recruit by Rivals...Three-star prospect by 247Sports and ESPN...Listed as No. 22 offensive guard nationally by Rivals...Ranked as No. 29 inside offensive lineman by 247Sports...Helped Celtics reach Class 1S championship game in 2022...Tabbed 2021 Ocala StarBanner All-Area selection following junior campaign at left and right tackle...Worked primarily at left guard as sophomore in 2020...Chose Miami over offers from Florida, Rutgers, Florida State, Mississippi State, Ole Miss and Tennessee, among others.



83

SHEMAR KIRK

WR • 6-0 • 188 • 3-YR • JR.

NASHVILLE, TENN. (REEDLEY COLLEGE [CALIF.]) (MCGAVOCK)

Before Miami: Spent first two seasons of career at Reedley College in California...Totaled 1,446 yards and 15 touchdowns in 18 games at Reedley...Averaged 97.8 yards in his final season...Earned All-Region recognition at McGavock from The Tennessean in 2018.



8

FRANK LADSON, JR.

WR • 6-3 • 205 • 4-YR • JR.

MIAMI, FLA. (CLEMSON) (SOUTH DADE)

2022 (Fourth-Year Junior): Saw action in all 12 games and made nine starts...Ranked among offensive leaders, catching 27 passes for 298 receiving yards...Ranked fourth on team in both receptions and receiving

yards...Had one touchdown catch...Made Miami debut in season opener against Bethune-Cookman (Sept. 3), tallying two receptions for a total of 33 yards, including an 18-yard reception...Grabbed team-best six catches for 65 yards against MTSU (Sept. 24)...Added eight passes for total of 67 yards against North Carolina (Oct. 8)...Hauled in five passes for 58 yards and first touchdown of Miami career in win at Virginia Tech (Oct. 15)...Added three passes for total of 31 yards against Duke (Oct. 22)...Caught 10-yard pass in win at Virginia (Oct. 29)...Caught two passes for 42 yards in win at Georgia Tech (Nov. 12)...Rushed for two yards on one carry against Pittsburgh (Nov. 26).

Before Miami: Spent first three seasons of career at Clemson...Caught 31 career passes for 428 yards with six touchdowns over 30 games (eight starts) with Tigers from 2019-2021...Had most productive season of career as sophomore in 2020, hauling in 18 passes for 281 yards and three touchdowns over 10 games...Made four starts as sophomore...Caught four passes for 19 yards in five games during final season in 2021...Posted 128 yards and three touchdowns on nine catches in 15 games during true freshman season (2019)...Caught 21-yard touchdown for first career reception...Caught one pass vs. No. 12 Texas A&M...Recorded highlight reel seven-yard touchdown catch at Syracuse during freshman year...Added career-long 57-yard reception vs. Virginia in the 2019 ACC Championship Game.

High School: Ranked among top 51 players in nation by five services...Rated No. 23 player in nation by USA Today Chosen 25...Ranked 33rd-best overall player by 247Sports, who also listed him as fourth-best receiver in nation and fourth-best overall player from Florida...ESPN ranked Ladson 35th overall, third-best from state of Florida and fifth-best wide receiver...Rivals.com ranked Ladson 36th-best overall, fifth-best from Florida and seventh-best wide receiver...Analyst Tom Lemming ranked Ladson 51st among his top 100 players...Attended The Opening in summer of 2018...Had record-setting senior year when he had 50 catches for 1,133 yards (22.7 per catch) and 13 touchdowns...Set school record for receiving yards...During junior year, had 29 catches for 675 yards (23.7 per catch) and eight touchdowns...Over last two years of high school, had 79 receptions for 1,808 yards and 21 touchdowns, and average of 22.9 yards per reception...Played in All-American Bowl.

LADSON, JR. CAREER STATS

RECEIVING

YEAR	GP-GS	REC	YDS	AVG	TD	LG
2019*	15-0	9	128	14.2	3	57
2020*	10-4	18	281	15.6	3	54
2021*	5-4	4	19	4.8	0	11
2022	12-9	27	298	11.0	1	23
Career	42-17	58	726	12.5	7	57

*stats recorded while at Clemson



45

BAYRON LAMAR

LB • 6-0 • 203 • 1-YR • FR.

CARY, N.C. (PANTHER CREEK)



55
MATT LEE
 OL • 6-4 • 295 • 5-YR • R-JR.
 OVIEDO, FLA. (UCF) (HAGERTY)

Before Miami: Spent first four seasons of career at UCF...Rated as third-highest center nationally by Pro Football Focus in 2022...Earned 90.6 pass-blocking grade and 80.6 run-blocking grade in final season with Knights...Three-year starter for UCF and was all-AAC as a freshman in 2020 and a sophomore in 2021...Redshirted 2019 season.

High School: Three-star prospect out of Hagerty High School...Helped lead team to district championship and first round of state playoffs in final season...Ranked as No. 84 offensive guard in nation by ESPN.



35
KOLBY LUNA
 WR • 6-2 • 205 • 1-YR • FR.
 KELLOGG, IDAHO (KELLOGG)



18
RIPLY LUNA
 WR • 6-2 • 205 • 1-YR • FR.
 KELLOGG, IDAHO (KELLOGG)



55
JACOB LICHTENSTEIN
 DL • 6-6 • 285 • 7-YR • R-SR.
 WESTON, FLA. (SOUTHERN CALIFORNIA)
 (CYPRESS BAY)

2022 (Sixth-Year Redshirt Senior): Saw action in eight games... Finished with four total tackles, including 8-yard sack...Made Miami debut in season opener against Bethune-Cookman (Sept. 3), blocking field goal attempt...Added one solo tackle, one sack and one TFL in win over Southern Miss (Sept. 10)...Recorded two tackles, including one solo against North Carolina (Oct. 8)...Had one tackle in win at Virginia Tech (Oct. 15).

Before Miami: Spent first five seasons of career at USC...Enjoyed breakout season in final year with Trojans in 2021, finishing with 28 total tackles, six tackles for loss for 17 yards and four sacks totaling 11 yards... Ranked third on team in both tackles for loss and sacks in final campaign... Had 15 tackles with two tackles for loss as redshirt freshman in 2018... Redshirted 2017 season with Trojans but was named Co-Defensive Service Team Player of the Year.

High School: Rated four-star prospect at defensive end by ESPN... Ranked No. 17 strongside defensive end in 2017 class by 247 Sports... Selected to All-Broward First Team by Miami Herald in final season at Cypress Bay...Picked up third-team all-county honors from Herald after junior year... Initially chose USC over offers from Alabama, Arkansas, Colorado and Nebraska, among others.



61
FRANCIS MAUIGOA
 OL • 6-6 • 330 • 1-YR • FR.
 IL'IILI, AMERICAN SAMOA (IMG ACADEMY
 [FLA.]

High School: Consensus five-star prospect by ESPN, 247Sports and Rivals...Checked in as No. 5 overall player in nation in ESPN300... Listed as No. 8 overall in 247Sports Composite Rankings... Rated No. 1 offensive tackle nationally by ESPN and 247Sports...Ranked No. 20 overall player and No. 3 offensive tackle by Rivals...Selected to Under Armour All-America Game and Polynesian Bowl...Helped IMG Academy accumulate 9-1 record, while averaging 49.7 points per game during senior season...Tabbed 2021 MaxPreps Junior All-American as right tackle...Played sophomore year in hometown of Pago Pago, American Samoa at Tafuna High, leading Warriors to undefeated campaign...Began high school career at San Bernardino (Calif.) Aquinas...Chose Miami over offers from Oregon, Alabama, Florida, Tennessee, USC, Georgia, LSU, Michigan, Ole Miss, Ohio State, Oklahoma, Penn State and Texas A&M, among others.



51
FRANCISCO MAUIGOA
 LB • 6-3 • 230 • 3-YR • JR.
 IL'IILI, AMERICAN SAMOA (WASHINGTON STATE)
 (TAFUNA)

Before Miami: Spent first two seasons at Washington State... Appeared in 12 games, 11 as starter as sophomore...Fourth on team with 60 tackles...Recorded 5.5 tackles-for-loss including 3.5 sacks...Forced three fumbles, recovered one fumble and picked pass returned 95 yards for touchdown...Made seven tackles in win at No. 19 Wisconsin...Set career-highs with eight tackles, 2.5 for loss including 1.5 sacks and forced fumble in win over Colorado State...Three tackles and first career interception was 95-yard pick-6 against No. 15 Oregon, second-longest interception return in program history...Appeared in all 13 games, starting two as true freshman in 2021...totaled 17 tackles, 10 solo, with 0.5 tackles-for-loss... Led team with 10 special teams tackles...Recorded first career start, made two tackles in 2021 win over Stanford...registered two tackles and shared TFL in win at Arizona State...Started at LB, had four tackles in win over

LICHTENSTEIN CAREER STATS

DEFENSIVE

YEAR	GP-GS	UT	AT	TT	TFL/Y	SACK	FF/FR	PBU	INT-Y
2017*	0-0	0	0	0	0.0/0	0.0/0	0/0	0	0-0
2018*	11-0	6	9	15	2.0/4	0.0/0	0/0	1	0-0
2019*	missed season (injury)								
2020*	0-0	0	0	0	0.0/0	0.0/0	0/0	0	0-0
2021*	12-8	11	17	28	6.0/17	4.0/11	0/0	0	0-0
2022	8-0	2	2	4	1.0/8	1.0/8	0/0	0	0-0
Career	31-8	19	28	47	9.0/29	5.0/19	0/0	1	0-0

*stats recorded while at USC



Arizona...Had two tackles in Sun Bowl against Central Michigan.

High School: Attended Tafuna High School in American Samoa as freshman, sophomore and senior...attended Aquanis High School in San Bernardino, Calif. as a junior...Named Ambassador League Offensive Player of the Year during junior year...Played quarterback, went 79-of-135 for 1,113 yards and 10 touchdowns, also rushed for 475 yards and four touchdowns...Made 46 tackles including five for loss and one interception...During senior season, moved back to American Samoa and played at Tafuna High School...Rated three-star prospect by ESPN.com, 247Sports.com...Rated No. 41 inside linebacker in the country and top prospect in American Samoa by ESPN.com...Rated No. 86 outside linebacker in the country by 247Sports.com.

FRANCISCO MAUIGOA CAREER STATS

DEFENSIVE

YEAR	GP-GS	UT	AT	TT	TFL/Y	SACK	FF/FR	PBU	INT-Y
2021*	13-2	10	7	17	0.5/1	0.0/0	0/0	0	0-0
2022*	12-11	34	26	60	5.5/30	3.5/22	3/1	2	1-95
Career	25-13	44	33	77	6.0/31	3.5/22	3/1	2	1-95

*stats recorded while at Washington State



84

CAM MCCORMICK

TE • 6-5 • 260 • 8-YR • R-SR.

BEND, OREGON (OREGON) (BEND)

2022 ORANGE BOWL - FWA A COURAGE AWARD WINNER

2022 (Seventh-Year Senior): Winner of 2022 Capital One Orange Bowl-FWAA Courage Award, given to player who best displays courage on or off field, including overcoming injury or physical handicap, preventing disaster or living through hardship...Played full season for first time since 2017, appearing in all 13 games for the Ducks while making six starts ... Career-high 10 receptions for 66 yards and three touchdowns, tied for third-most on the team...Six of 10 receptions and two of three touchdowns came in first four games of season...Played 366 offensive snaps, earning a 71.4 pass-blocking grade from Pro Football Focus...Had two receptions vs. Eastern Washington for 16 yards with one touchdown, first since 2017 and second of career...Scored while wearing No. 18 in honor of late teammate Spencer Webb...Had two catches for six yards with a touchdown vs. Washington State, helping the Ducks erase 12-point fourth-quarter deficit to win... Contributed to Oregon's top-10 win over No. 9 UCLA with 17-yard touchdown catch...

2021 (Sixth-Year Senior): Played in Oregon's first two games before sustaining season-ending injury ... Made impressive 16-yard catch through traffic in UO's historic upset win at Ohio State (Sept. 11) for his only reception of the season and first since 2018, picking up critical first down while going down with an injury.

2020 (Fifth-Year Senior): Missed entire pandemic-shortened 2020 season due to injury.

2019 (Redshirt Junior): Missed entire season due to injury ... Granted sixth and seventh year of eligibility by NCAA.

2018 (Sophomore): Sustained season-ending injury in season opener against Bowling Green (Sept. 1).

2017 (Redshirt Freshman): Played in all 13 games ... Made first two career starts against California (Sept. 30) and Arizona (Nov. 18) ... Finished with six catches for 89 yards and one touchdown ... Four of six catches resulted in first down ... vs. Nebraska (Sept. 9); Hauled in first career catch that went for 22 yards ... vs. Utah (Oct. 28); Gave Oregon the early lead with his first career TD catch ... vs. Arizona (Nov. 18); Had two catches for 47 yards, highlighted by a season-long 35-yard grab.

2016 (True Freshman): Did not see any game action...Redshirted season.

High School: Consensus three-star prospect by ESPN, Rivals and 247Sports ... Entered 2015 season rated as No. 1 tight end prospect in western half of the country (247Sports) before leg injury sidelined him for the remainder of senior season after two games ... Rated No. 2 player in Oregon by ESPN ... Tabbed No. 17 tight end in class by Rivals ... Put together career totals of 51 catches for 694 yards (13.6 avg.) and 10 touchdowns ... Named a PrepStar All-West Region selection and 2014 all-state honorable mention choice (The Oregonian).

MCCORMICK CAREER STATS

RECEIVING

YEAR	GP-GS	REC	YDS	AVG	TD	LG
2016*	0-0	0	0	—	0	—
2017*	13-2	6	89	14.8	1	35
2018*	1-1	1	-2	-2.0	0	-2.0
2019*		missed season (injury)				
2020*		missed season (injury)				
2021*	2-1	1	16	16.0	0	16
2022*	13-6	10	66	6.6	3	17
Career	29-10	18	169	9.4	4	35

*stats recorded while at Oregon



78

MATTHEW MCCOY

OL • 6-6 • 300 • 2-YR • R-FR.

SAINT AUGUSTINE, FLA. (CREEKSIDE)

2022 (True Freshman): Saw action in two games in debut season...Played in win over Bethune-Cookman (Sept. 3), with offense totaling 605 yards...Played in win at Georgia Tech (Nov. 12), assisting offense to 353 yards...Redshirted season.

High School: Four-star prospect by ESPN ranked among nation's best offensive linemen...Rated No. 32 player at position by ESPN... Three-star prospect by both Rivals and 247Sports...Saw time at tight end and defensive line during junior season before transitioning to offensive line...Also played basketball in high school...Chose Miami over offers from Florida, Florida State, Minnesota, Mississippi State and Missouri, among others.

**3****AKHEEM MESIDOR****DL • 6-3 • 280 • 4-YR • JR.****OTTAWA, ONTARIO (WEST VIRGINIA)
(CLEARWATER ACADEMY [FLA.])****2022 ALL-ACC, HONORABLE MENTION****2021 ALL-BIG 12, HONORABLE MENTION**

2022 (Third-Year Sophomore): Earned All-ACC Honorable Mention after impressive first season with Hurricanes...Finished with 38 tackles, 10.5 tackles for loss and team-high seven sacks...10.5 TFLs was tied for team lead...Added four PBUs, three quarterback hurries and one forced fumble...Made Miami debut in season opener against Bethune-Cookman (Sept. 3), finishing with four tackles, including three solo, and one solo sack for eight-yard loss, as well as PBU that was intercepted and returned for touchdown...Logged two solo tackles and one quarterback hurry at Texas A&M (Sept. 17)...Registered two solo tackles and tackle for a loss against MTSU (Sept. 24)...Posted three tackles, one half-sack and two block returns against North Carolina (Oct. 8)...Led team in tackles in win at Virginia Tech (Oct. 15) posting eight stops, including four solo, and notching 3.5 sacks for a loss of 16 yards...Named Walter Camp National FBS Defensive Player of the Week and ACC Defensive Lineman of the Week for performance against Hokies...Notched six tackles, including three solo and two TFLs, against Duke (Oct. 22)...Posted two tackles, including one solo and one half-tackle for loss against Florida State (Nov. 5)...Added four tackles, half of them solo, in win at Georgia Tech (Nov. 12)...Posted five tackles, including four solo and two sacks with forced fumble and QB hurry at Clemson (Nov. 19)...Notched two tackles, one PBU and QB hurry against Pittsburgh (Nov. 26).

Before Miami: Spent first two seasons of career (2020, 2021) at West Virginia where he served as one of Mountaineers' top defensive contributors...Selected All-Big 12 Honorable Mention in 2021...Finished season with 38 tackles, eight tackles for loss and 4.5 sacks...Totaled 70 tackles, 14.5 tackles for loss and 9.5 sacks in two seasons with Mountaineers...Delivered one of best performances of 2021 in season opener at Maryland, finishing with nine tackles and season-high 1.5 TFLs...Had at least one TFL in seven games in 2021...Selected to ESPN True Freshman All-America First-Team in 2020...Named Freshman All-America second-team pick by The Athletic in 2020...Selected to All-Big 12 Second Team by conference coaches...Saw action in 10 games and started one as true freshman.

High School: Played defensive end at Clearwater Academy International...Had 92 tackles, 18 tackles for loss and 10 sacks in final year...Forced four fumbles and recovered two...Helped lead Clearwater to 8-2 record in final year...Played 2018 season at Royal Imperial Collegiate of Canada.

MESIDOR CAREER STATS**DEFENSIVE**

YEAR	GP-GS	UT	AT	TT	TFL/Y	SACK	FF/FR	PBU	INT-Y
2020*	10-1	20	12	32	6.5/38	5.0/33	0/0	0	0-0
2021*	13-13	24	14	38	8.0/50	4.5/38	0/0	0	0-0
2022	11-8	21	17	38	10.5/46	7.0/41	1/0	4	0-0
Career	34-22	65	43	108	25.0/134	16.5/112	1/0	4	0-0

stats recorded while at West Virginia*38****MYLES MOODYOUNG****DB • 5-11 • 195 • 3-YR • R-SO.****CHICAGO, ILL. (WYLLIE E. GROVES [MICH.])**

2022 (Redshirt Freshman): Did not see any game action, served as member of practice squad.

2021 (True Freshman): Did not see any game action, served as member of practice squad.

High School: Three-star prospect in 247Sports Composite Rankings...Played at Chicago Kenwood Academy before transferring to Wyllie E. Groves for final high school season...Chose Miami over offers from Boston College and Washington State, among others.

**39****CYRUS MOSS****DL • 6-5 • 215 • 1-YR • FR.****LAS VEGAS, NEV. (BISHOP GORMAN)**

2022 (True Freshman): Saw action in three games during debut season...Made first appearance against Bethune-Cookman (Sept. 3) in season opener...Credited with one quarterback hurry...Redshirted season.

High School: Consensus four-star prospect by every major scouting service...Selected to play in 2022 All-American Bowl...Ranked No. 75 overall player nationwide in ESPN300...Rated No. 9 defensive end and No. 1 player in state of Nevada by ESPN...Listed as No. 63 player nationally in 247Sports Composite Rankings...Ranked No. 30 overall player and No. 4 edge rusher by 247Sports...Checked in as No. 104 player nationwide and No. 5 weakside defensive end by Rivals...Listed as second-best player in state of Nevada regardless of position by Rivals...Helped lead Bishop Gorman to state title in final season...Finished 2019 season with 48 total tackles, seven tackles for loss and 3.5 sacks...Picked Miami over offers from Alabama, Clemson, Florida, Notre Dame, Oklahoma, Oregon and USC, among others.

**99****AHMAD MOTEN****DL • 6-3 • 325 • 2-YR • R-FR.****FORT LAUDERDALE, FLA. (CARDINAL GIBBONS)**

2022 (True Freshman): Saw action in two games during debut season...Made first appearance against Bethune-Cookman (Sept. 3) in season opener...Redshirted season.

High School: Four-star defensive line prospect by Rivals...Ranked among top 25 players at position nationwide and top 50 players in state of Florida by Rivals...Three-star prospect by 247Sports...Selected to Miami Herald All-Broward First Team (5A - 2A) after final season...Finished final year with 39 total tackles, six tackles for loss and three sacks...Helped lead Cardinal Gibbons to back-to-back state championships in 2020 and 2021...Chose Miami over offers from Florida, Iowa State, LSU, Oklahoma, Oregon, Tennessee and West Virginia, among others.

**49****MASON NAPPER****LS • 6-2 • 210 • 4-YR • R-JR.****MARIETTA, GA. (LASSITER)**

2022 (Fourth-Year Redshirt Junior): Served as team's primary shortsnapper for all 12 games.

2021 (Third-Year Redshirt Sophomore): Did not see any game action during season...Served as member of practice squad.

2020 (Redshirt Freshman): Did not see any game action during season...Served as member of practice squad.

2019 (True Freshman): Did not see any game action during season...Served as member of practice squad.

**84****JOSH NEELY****DL • 6-3 • 275 • 5-YR • R-JR.****MIAMI, FLA. (MIAMI SENIOR)**

2022 (Fourth-Year Redshirt Sophomore): Did not see any game action during season...Served as member of practice squad.

2021 (Third-Year Redshirt Freshman): Did not see any game action during season...Served as member of practice squad.

2020 (Redshirt Freshman): Did not see any game action during season...Served as member of practice squad.

2019 (True Freshman): Did not see any game action during season...Served as member of practice squad.

**60****ZION NELSON****OL • 6-5 • 320 • 5-YR • R-JR.****SUMTER, S.C. (SUMTER)****2021 ALL-ACC, HONORABLE MENTION**

2022 (Fourth-Year Junior): Played in one game during redshirt season...Saw action against Southern Miss (Sept. 10).

2021 (Third-Year Sophomore): Started all 12 games at left tackle for Hurricanes, serving as anchor of offensive line...Earned All-ACC Honorable Mention recognition...Started season opener against Alabama (Sept. 4) at left tackle...Started in win over Appalachian State (Sept. 11), where offense totaled 375 yards...Started against Michigan State (Sept. 18), helping lead Hurricanes to 440 yards of offense...Started against Central Connecticut State (Sept. 25)...Started on offensive line against Virginia (Sept. 30) and North Carolina (Oct. 16)...Helped lead team to win at NC State (Oct. 23) with start at left tackle...Helped power Hurricanes' offense to 490-yard performance with start at left tackle at Pittsburgh (Oct. 30)...Started in 563-yard performance for offense in win over Georgia Tech (Nov. 6), including 174 rushing yards...Started at left tackle at Florida State (Nov. 13)...Made start at left tackle in win over Virginia Tech (Nov. 20), helping offense compile 411 yards...Started at left tackle in rout of Duke (Nov. 27) to end regular season, with offense gaining 140 rushing yards.

2020 (Sophomore): Saw action in 10 games and made seven starts, including final six games of season, at left tackle...Emergenced as one of offensive line's top performers by end of season...Saw action in opener against UAB (Sept. 10)...Started at left tackle in romp of rival Florida State (Sept. 28) in which Miami gained 517 yards, including 200 rushing yards...Saw action at top-ranked Clemson (Oct. 10)...Made start at left tackle in back-to-back home wins over Pittsburgh (Oct. 17) and Virginia (Oct. 24)...Helped lead offense to 620-yard performance in start at left tackle in come-from-behind win at NC State (Nov. 6)...Started in left tackle at Virginia Tech (Nov. 14)...Started at left tackle in 524-yard performance for offense in win at Duke (Dec. 5)...Started at left tackle in regular season finale against North Carolina (Dec. 12)...Helped lead offense to 512-yard output in 2020 Cheez-It Bowl against Oklahoma State (Dec. 29) with start at left tackle.

2019 (True Freshman): Emerged as team's starting left tackle after enrolling early for spring practice...Started all 13 games at left tackle...Made first start of career at left tackle in season opener vs. Florida (Aug. 24), helping Hurricanes outgain Gators, 308-306...Started at left tackle at North Carolina (Sept. 7)...Made start at left tackle in home wins over Bethune-Cookman (Sept. 14) and Central Michigan (Sept. 21)...Started at left tackle against Virginia Tech (Oct. 5)...Helped pave way for win over Virginia (Oct. 11) with start at left tackle...Started at left tackle against Georgia Tech (Oct. 19)...Anchored offensive line that allowed just two sacks to nation's top-leading sack team in start at Pittsburgh (Oct. 26)...Started at left tackle in win at Florida State (Nov. 2)...Made start at left tackle in win over Louisville (Nov. 9), with offensive line allowing just one sack against Cardinals...Helped lead offense to 449-yard performance, including 197 rushing yards, against Cardinals...Started at left tackle in games versus FIU (Nov. 23) and at Duke (Nov. 30)...Started at left tackle in Walk-On's Independence Bowl against Louisiana Tech (Dec. 26).

High School: Rated three-star prospect by ESPN and 247Sports...Listed as No. 29 player in South Carolina and No. 100 offensive tackle



nationally by ESPN...Rated No. 39 player in South Carolina by 247Sports... Led Sumter to 10-1 record and appearance in Class AAAAA regional semifinals as senior in 2018...Chose Miami over offers from Appalachian State, Coastal Carolina, Campbell, Georgia Southern and Western Kentucky, among others.



63
SAMSON OKUNLOLA
OL • 6-6 • 330 • 1-YR • FR.
BROCKTON, MASS. (THAYER ACADEMY)

High School: Consensus five-star prospect by ESPN, Rivals and 247Sports...Ranked No. 16 overall player in nation in ESPN300...Listed as No. 17 overall nationally by Rivals...Rated No. 20 overall in 247Sports Composite Rankings...Checked in as No. 2 offensive tackle by Rivals... Listed as No. 3 offensive tackle in nation by ESPN and 247Sports... Selected to All-American Bowl...Won New England Independ Sports League wrestling title as junior...Competed in shot put and discus as freshman... Chose Miami over offers from Michigan State, Alabama, Florida, Auburn, Florida State, Georgia, LSU, Michigan, Notre Dame, Ohio State, Oklahoma, Oregon, Penn State, Tennessee, Texas A&M and USC, among others.



21
HENRY PARRISH, JR.
RB • 5-10 • 190 • 4-YR • JR.
MIAMI, FLA. (OLE MISS) (CHRISTOPHER COLUMBUS)

2022 ALL-ACC, THIRD TEAM

2022 (Third-Year Sophomore): Enjoyed strong first season at Miami, earning third-team All-ACC recognition...Saw action in 10 games and made five starts...Served as team's top running back, rushing for 616 yards on 130 carries - averaging 4.7 yards per carry...Totaled four touchdowns...Added 120 receiving yards on 17 catches with two receiving touchdowns...Made Miami debut in season opener against Bethune-Cookman (Sept. 3), leading team with 108 yards on 14 carries, scoring career-best three touchdowns, and had long run of 24 yards...Led team with 109 rushing yards on 23 carries, scored one touchdown and had long run of 15 yards in win over Southern Miss (Sept. 10) plus had two receptions for 16 yards...Led Miami with 85 rushing yards on 16 carries, with long run of 20 yards, at Texas A&M (Sept. 17)...Paced Miami in rushing yards with 57 yards on 14 carries, with long run of 14 yards and added one reception for a six-yard touchdown against MTSU (Sept. 24) before departing with an injury...Rushed for 19 yards on 11 carries and finished with seven catches for 46 yards resulting in one touchdown against North Carolina (Oct. 8)...Led team in rushing yards with 63 on 11 carries and caught 7-yard pass against Duke (Oct. 22)... Had third 100-yard game of season in win at Virginia (Oct. 29), totaling 113 yards on 24 carries, with long run of 18 yards...Rushed for 14 yards on six carries and caught two passes for eight yards against Florida State (Nov. 5)...Rushed for 12 yards on four carries at Clemson (Nov. 19)...Rushed for 36 yards on seven carries against Pittsburgh (Nov. 26).

Before Miami: Spent first two seasons at Ole Miss (2020-2021) where he compiled more than 1,000 all-purpose yards...Rushed for 553 yards on

105 carries with three touchdowns in final year with Rebels...Added 21 catches for 173 yards in 2021...Had career-game against Arkansas in 2021, rushing for 111 yards on 18 carries...Had season-long 33-yard run against Razorbacks...Scored touchdowns against Tulane, LSU and Vanderbilt... Rushed for 263 yards and two touchdowns during true freshman season... Highlight of 2020 campaign was 16-carry, 82-yard, two-touchdown performance at LSU.

High School: Rated four-star prospect by 247Sports Composite and Rivals...Three-star prospect by ESPN...Member of Rivals 150, ranked No. 149 overall player...Touted as No. 10 running back in class of 2020 by Rivals...Top-25 player in the state of Florida by 247Sports and Rivals... Led Columbus to 11-4 record and Class 8A State title during senior year... Rushed for 2,319 yards and 28 TD as senior...Amassed 4,653 rushing yards over high school career, averaging 9.3 yards per carry and 129.3 yards per game to become Columbus' career rushing leader...Received Nat Moore Trophy senior year as top football player in South Florida...Was first team all-state selection as both junior and senior...Finalist for Florida's Mr. Football following senior season.

PARRISH, JR. CAREER STATS

RUSHING

YEAR	GP-GS	ATT	YDS	AVG	TD	LG
2020*	10-1	56	263	4.7	2	27
2021*	13-3	105	553	5.3	3	33
2022	10-5	130	616	4.7	4	24
Career	33-9	291	1,432	4.9	9	33

RECEIVING

YEAR	GP-GS	REC	YDS	AVG	TD	LG
2020*	10-1	7	59	5.9	0	24
2021*	13-3	21	173	8.2	0	34
2022	10-5	17	120	7.1	2	15
Career	33-9	45	352	7.8	2	34

*stats recorded while at Ole Miss



43
CHRIS PASTORA
WR • 6-2 • 185 • 5-YR • R-SR.
MIAMI, FLA. (MIAMI-DADE COLLEGE)



2
DARYL PORTER, JR.
DB • 5-10 • 185 • 4-YR • JR.
FORT LAUDERDALE, FLA. (WEST VIRGINIA) (AMERICAN HERITAGE)

2022 (Third-Year Sophomore): Saw action in nine games and made one start in first season with Hurricanes...Totaled 11 tackles, two tackles for loss and one PBU...Saw action in season opener against Bethune-Cookman (Sept. 3)...Posted five tackles (four solo) and one tackle for



loss against MTSU (Sept. 24)...Had one solo tackle against North Carolina (Oct. 8)...Made first start of Miami career and had one solo tackle in win at Virginia Tech (Oct. 15)...Posted one tackle for loss and pass breakup in win at Georgia Tech (Nov. 12)...Had one solo tackle at Clemson (Nov. 19)...Chipped in two solo tackles against Pittsburgh (Nov. 26).

Before Miami: Spent first two seasons of career at West Virginia...Had breakout 2021 season with Mountaineers as second-year freshman, finishing with 46 tackles, one tackle for loss, one interception and five pass breakups...Had career-high six tackles in 2021 season opener at Maryland...Recorded first interception of career against TCU and returned it 43 yards...Saw action in six games, largely on special teams, as true freshman in 2020.

High School: An All-Broward first-team selection by Miami Herald at cornerback at American Heritage...Helped lead Patriots to 10-2 record in final year of high school, when he had 20 tackles, three TFLs and six interceptions...Had one interception junior season...Totaled nine interceptions and 19 PBUs over high school career...Three-star prospect initially picked West Virginia over Baylor, Boston College, Iowa State, Louisville, Penn State and Utah, among others.

PORTER, JR. CAREER STATS

DEFENSIVE

YEAR	GP-GS	UT	AT	TT	TFL/Y	SACK	FF/FR	PBU	INT-Y
2020*	6-0	0	0	0	0.0/0	0.0/0	0-0	0	0-0
2021*	13-13	40	6	46	1.0/3	0.0/0	1-43	6	0-0
2022	9-1	10	1	11	2.0/4	0.0/0	0-0	1	0-0
Career	28-14	50	7	57	3.0/7	0.0/0	1-43	7	0-0

*stats recorded while at West Virginia



33

MARCELLIUS PULLIAM

LB • 6-3 • 230 • 1-YR • FR.

TYRONE, GA. (SANDY CREEK)

High School: Consensus three-star recruit by ESPN, Rivals and 247Sports...Listed as No. 23 inside linebacker by ESPN...Rated as No. 32 outside linebacker by Rivals...Credited with 43 tackles, five tackles for loss and four sacks in six regular season games as senior...Chose Miami over Louisville, Mississippi State, Auburn, Clemson, Georgia Tech, Indiana, Kentucky, Minnesota, Missouri, Virginia Tech and Wake Forest, among others.



34

RYAN RAGONE

LB • 5-11 • 220 • 6-YR • R-SR.

HOUSTON, TEXAS (ARKANSAS STATE)
(PASADENA MEMORIAL)

2022 (Fifth-Year Redshirt Junior): Saw action in five games...Finished with three solo tackles...Recorded one solo tackle in win at Virginia (Oct. 29)...Notched quarterback hurry in win at Georgia Tech (Nov. 12)...Posted two solo tackles against Pittsburgh (Nov. 26).

2021 (Fourth-Year Redshirt Sophomore): Saw action in seven games, including final five games of year...Totaled nine tackles (six solo) including two tackles for loss and one sack...Had one tackle against Central Connecticut State (Sept. 25)...Played against North Carolina (Oct. 16)...Had one tackle against Pittsburgh (Oct. 30)...Totaled one stop against Georgia Tech (Nov. 6)...Played against Florida State (Nov. 13)...Posted three tackles against Virginia Tech (Nov. 20), including 9-yard sack...Had three solo stops in regular season finale against Duke (Nov. 27).

2020 (Redshirt Sophomore): Saw action in eight games...Finished with 14 total tackles, including three tackles for loss and one sack...Made one tackle in season opener against UAB (Sept. 10)...Finished with one solo tackle in win at top-20 Louisville (Sept. 19)...Tied for team lead with six tackles, including 1.5 TFLs and one sack, in romp of rival Florida State (Sept. 28)...Lone tackle at top-ranked Clemson (Oct. 10) was 2-yard tackle for loss...Saw action in win over Pittsburgh (Oct. 17)...Had one tackle in victory versus Virginia (Oct. 24)...Played in come-from-behind win at NC State (Nov. 6)...Posted one solo tackle in road win at Virginia Tech (Nov. 14)...Totaled three tackles in road shutout at Duke (Dec. 5), including half-tackle for loss.

2019 (Redshirt Freshman): Saw action in nine games in first season...Made eight tackles (six solo)...Added 2.0 tackles for loss...Made career debut at North Carolina (Sept. 7)...Had two tackles in home opener versus Bethune-Cookman (Sept. 21)...Saw action in win over Central Michigan (Sept. 21)...Had career-high four tackles (three solo) against Georgia Tech and one TFL (Oct. 19)...Had two solo tackles and one TFL in win over Pittsburgh (Oct. 26)...Saw action in wins at Florida State (Nov. 2) and at home against Louisville (Nov. 9)...Saw action in games versus FIU (Nov. 23) and at Duke (Nov. 30).

Before Miami: Spent 2018 season at Arkansas State...Saw action in one game during lone season with Redwolves.

High School: Varsity football and baseball letterman at Pasadena Memorial High School...Earned all-district football recognition three times...Playing on both sides of the ball, he was the first player in school history to be tabbed all-district on both offense and defense during the same season...Finished his senior season with 86 solo tackles and two interceptions on defense, while also recording seven touchdowns on the offensive side of the ball.

RAGONE CAREER STATS

DEFENSIVE

YEAR	GP-GS	UT	AT	TT	TFL/Y	SACK	FF/FR	PBU	INT-Y
2018*	1-0	0	0	0	0.0/0	0.0/0	0/0	0	0-0
2019	9-0	6	2	8	2.0/2	0.0/0	0/0	0	0-0
2020	8-0	5	9	14	3.0/10	1.0/7	0/0	0	0-0
2021	7-0	6	3	9	2.0/10	1.0/9	0/0	0	0-0
2022	5-0	3	0	3	0.0/0	0.0/0	0/0	0	0-0
Career	30-0	20	14	34	7.0/22	2.0/16	0/0	0	0-0

*stats recorded while at Arkansas State

**13****MICHAEL REDDING III****WR • 6-2 • 195 • 4-YR • R-SO.****PENSACOLA, FLA. (IMG ACADEMY)**

2022 (Third-Year Redshirt Freshman): Saw action in eight games and made four starts...Caught 15 passes for 217 yards with one touchdown...Opened season against Bethune-Cookman (Sept. 3) with two receptions for a total of 31 yards, including one touchdown...Finished with three receptions for total of 45 yards in win over Southern Miss (Sept. 10)... Caught three passes for 45 yards in win over Southern Miss (Sept. 10)... Caught three passes for 29 yards at Texas A&M (Sept. 17)...Totalled 28 yards on two catches against MTSU (Sept. 24)...Tallied 50 yards on four catches against North Carolina (Oct. 8)...Caught one pass for 34 yards against Pittsburgh (Nov. 26).

2021 (Second-Year Freshman): Saw action in four games before season was cut short to injury...Had one catch in season opener against Alabama (Sept. 4)...Played against Michigan State (Sept. 18)...Played in win over Central Connecticut State (Sept. 25)...Game against Virginia (Sept. 30) was final outing of year before season-ending injury.

2020 (True Freshman): Saw action in seven games in first season... Caught three passes for 19 yards with one touchdown reception...Made career debut in season opener against UAB (Sept. 10)...Played in road win at top-20 Louisville (Sept. 19)...Caught first two passes of career, including one touchdown pass, in romp of rival Florida State (Sept. 26)... Totalled 13 yards in win over Seminoles...Played at top-ranked Clemson (Oct. 10)...Saw action in regular season finale against North Carolina (Dec. 12)...Had 6-yard reception in 2020 Cheez-It Bowl against Oklahoma State (Dec. 29).

High School: A consensus four-star prospect by 247Sports, ESPN and Rivals...Ranked No. 103 overall nationally, No. 20 at his position and No. 15 in Florida by Rivals...Rated No. 214 in the ESPN300...Listed as the No. 35 wide receiver in the country and No. 34 player in Florida by ESPN...Rated No. 167 nationally by 247 Composite...Listed as the No. 29 wide receiver nationally and No. 25 player in Florida by 247 Composite... Selected to participate in 2020 Under Armour All-America Game... Participated in The Opening in the summer of 2019...Caught 17 passes for 202 yards and one touchdown as a senior in 2019...Chose Miami over offers from Alabama, Arkansas, Auburn, Florida, Florida State, Georgia, Georgia Tech, LSU, Michigan, Minnesota, Mississippi State, Missouri, Nebraska, Notre Dame, Oregon, Penn State, Pitt, Purdue, South Carolina, Syracuse, Tennessee, Vanderbilt and Washington State, among others.

REDDING III CAREER STATS**RECEIVING**

YEAR	GP-GS	NO	YDS	AVG	TD	LG
2020	7-0	3	19	6.3	1	7
2021	4-0	1	3	3.0	0	3
2022	8-4	15	217	14.5	1	34
Career	19-4	19	239	12.6	2	34

**7****XAVIER RESTREPO****WR • 5-10 • 198 • 4-YR • JR.****COCONUT CREEK, FLA. (DEERFIELD BEACH)**

2022 (Third-Year Sophomore): Saw action in seven games and made three starts...Missed middle portion of season due to foot injury... Despite missing five games, still ranked fifth on team with 21 catches and fifth with 240 receiving yards...Had two receiving touchdowns... Opened season with start against Bethune-Cookman (Sept. 3), leading team in receiving yards and totaling career-best 100 on five receptions, including a 52-yard touchdown...Led team in receiving yards with 72 yards on six receptions, including 24-yard catch, in win over Southern Miss (Sept. 10)...Returned from injury to catch one pass for 11 yards in win at Virginia (Oct. 29)...Caught two passes for 25 yards against Florida State (Nov. 5)...Logged three catches for 10 yards in win at Georgia Tech (Nov. 12)...Caught four passes for 22 yards and one touchdown against Pittsburgh (Nov. 26).

2021 (Second-Year Freshman): Saw action in all 12 games and ranked among team's top offensive performers...Totalled 24 catches for 373 yards with two touchdowns...Ranked fourth in receiving yards and fifth in receptions...Caught three passes for 55 yards, including first touchdown of career, in season opener against Alabama (Sept. 4)...First score came on 29-yard reception...Had 18-yard reception in win over Appalachian State (Sept. 11)...Caught one pass against Michigan State (Sept. 18)...Totalled 75 receiving yards on four receptions in win over Central Connecticut State (Sept. 25)...Had career-long 45-yard catch against Virginia (Sept. 30)...Saw action against North Carolina (Oct. 16)... Played in win over NC State (Oct. 23)...Had career-high seven receptions totaling career-best 89 yards in win over Pittsburgh (Oct. 30)...Caught two passes totaling 11 yards in win over Georgia Tech (Nov. 6)...Recorded 7-yard reception at Florida State (Nov. 13)...Totalled 74 kickoff return yards, including long return of 50 yards, in win over Virginia Tech (Nov. 20)...Caught two passes totaling 30 yards, including 21-yard reception, in win over Duke in season finale (Nov. 27).

2020 (True Freshman): Saw action in nine games in debut season... Made career debut in season opener against UAB (Sept. 10)...Played in road win at Louisville (Sept. 19)...Had 8-yard punt return in win over Florida State (Sept. 26)...Saw action at top-ranked Clemson (Oct. 10)... Played in win over Pittsburgh (Oct. 17)...Saw action in win at Virginia Tech (Nov. 14)...Caught first pass of career on 12-yard reception in win at Duke (Dec. 5)...Saw action in regular season finale against North Carolina (Dec. 12)...Played in 2020 Cheez-It Bowl against Oklahoma State (Dec. 29).

High School: Rated a four-star prospect by Rivals and a three-star prospect by 247Sports and ESPN...Ranked the No. 49 athlete in the country by 247 Composite...Rated the No. 54 wide receiver and No. 54 player in Florida by Rivals...Listed as the No. 101 athlete nationally by ESPN...Helped lead Deerfield Beach to the semifinals in the Florida Class 8A state playoffs...Finished the 2019 season with 18 catches for 294 yards and six receiving touchdowns...A versatile player, he scored 48 touchdowns, had eight interceptions, over 200 tackles, over 500 passing yards, over 3,000 receiving yards and over 2,500 rushing yards in high school career...Chose Miami over offers from Georgia, Kentucky, Louisville, Michigan, Mississippi State, Missouri, Oregon, Pitt, Texas and Vanderbilt, among others.



RESTREPO CAREER STATS

RECEIVING

YEAR	GP-GS	NO	YDS	AVG	TD	LG
2020	7-0	1	12	12.0	0	12
2021	12-0	24	373	15.5	2	45
2022	7-3	21	240	11.4	2	52
Career	26-3	46	385	13.6	4	52



25

JADAIS RICHARD

DB • 6-1 • 195 • 2-YR • SO.

WEST MONROE, LA. (VANDERBILT) (WEST MONROE)

Before Miami: Spent 2022 true freshman season at Vanderbilt...Saw action in 11 games and made one start...Credited with six total tackles, including 9-yard sack...Added two PBUs...Made first career start in finale against Tennessee.

High School: Rated three-star prospect by both Rivals and 247Sports as well as the No. 36 safety prospect nationally by Rivals...Helped West Monroe to 8-4 record in 2021 as senior, including a 4-1 record in district play... Three-sport athlete who also competed in basketball and track and field...Ran five 100-meter times of 11.25 or better as junior, including an 11.02 personal-best.

RICHARD CAREER STATS

DEFENSIVE

YEAR	GP-GS	UT	AT	TT	TFL/Y	SACK	FF/FR	PBU	INT-Y
2022*	11-1	3	3	6	1.0/9	1.0/9	0/0	2	0-0
Career	11-1	3	3	6	1.0/0	1.0/9	0/0	2	0-0

*stats recorded while at Vanderbilt



95

COOPER RICKS

OL • 6-3 • 230 • 1-YR • FR.

DAVIDSON, N.C. (COMMUNITY SCHOOL OF DAVIDSON)



64

JALEN RIVERS

OL • 6-5 • 330 • 4-YR • R-SO.

JACKSONVILLE, FLA. (OAKLEAF)

2022 (Third-Year Redshirt Freshman): Saw action in nine games and made seven starts...Served as one of team's top-graded offensive linemen...Missed tail end of season to injury...Played at left guard in win over Bethune-Cookman (Sept. 3), with offense totaling 605 yards...

Named ACC Offensive Lineman of the Week (Sept. 6)...Started in win over Southern Miss (Sept. 10), with offense totaling 445 yards...Started against Texas A&M (Sept. 17), helping offense total 367 yards...Started against North Carolina (Oct. 8) with offense compiling 538 yards...Started in win at Virginia Tech (Oct. 15), aiding offense to 449 yards...Helped offense to 327 yards as a starter against Duke (Oct. 22)...Started in win at Virginia (Oct. 29)...Started against Florida State (Nov. 5) before exiting the game with an injury.

2021 (Second-Year Freshman): Emerged as team's starting left guard out of camp but injury shut down season three games in...Started season opener against Alabama (Sept. 4) at left guard...Started in win over Appalachian State (Sept. 11), where offense totaled 375 yards...Started against Michigan State (Sept. 18), helping lead Hurricanes to 440 yards of offense...Suffered leg injury versus Spartans that ended season.

2020 (True Freshman): Saw action in seven games in debut season...Made career debut in romp of rival Florida State (Sept. 26)...Played in home wins over Pittsburgh (Oct. 17) and Virginia (Oct. 24)...Competed in road win at Duke (Dec. 5) and in regular season finale against North Carolina (Dec. 12)...Played in 2020 Cheez-It Bowl against Oklahoma State (Dec. 29).

High School: Consensus four-star prospect by 247Sports, ESPN and Rivals...Ranked No. 35 overall in the ESPN300...Rated the No. 5 offensive tackle and No. 4 player in Florida by ESPN...Listed as the No. 15 offensive tackle and No. 23 player in Florida by 247 Composite...Ranked No. 145 in the Top 247 Composite...Rated the No. 19 offensive tackle nationally and No. 37 player in Florida by Rivals...Listed as the No. 212 player on the Rivals Top 250...Selected to participate in the 2020 Under Armour All-America Game...Earned all-state and all-county honors...Also competed in basketball, weightlifting and track & field, winning a state championship in the shot put...High school teammate of fellow #Category20 signee Chantz Williams...Chose Miami over offers from Alabama, Auburn, Clemson, Florida, Florida State, Georgia, Georgia Tech, Louisville, Michigan, Ole Miss, Mississippi State, Nebraska, Penn State, South Carolina, USF, Tennessee, Texas and Virginia Tech, among others.



76

RYAN RODRIGUEZ

OL • 6-2 • 290 • 3-YR • R-SO.

MIAMI, FLA. (CHRISTOPHER COLUMBUS)

2022 (Redshirt Freshman): Did not see any game action while recovering from offseason surgery.

2021 (True Freshman): Saw action in one game in debut season...Played against Central Connecticut State (Sept. 25)...Served as member of practice squad.

High School: Rated a four-star prospect by ESPN and a three-star recruit by 247Sports Composite and Rivals...Ranked the No. 6 center nationally and No. 51 player in Florida by ESPN...Listed as the No. 7 center in the country and No. 65 player in Florida by 247Sports Composite...Ranked the No. 19 offensive guard nationally and the No. 78 player in Florida by Rivals...Named a U.S. Army All-American...As a junior, led Columbus to a Florida Class 8A state championship...Chose Miami over offers from Coastal Carolina, Indiana, Louisville, Ole Miss, Syracuse, Tulane, UConn, Wake Forest and West Virginia, among others.

**48****OWEN RUSKAVICH****TE • 6-7 • 228 • 1-YR • FR.**

GREAT FALLS, VA. (ST. JOHN'S COLLEGE HIGH SCHOOL [D.C.])

**77****LOGAN SAGAPOLU****OL • 6-2 • 325 • 4-YR • R-SO.**

LEHI, UTAH (OREGON) (SKYRIDGE)

2022 (Third-Year Redshirt Freshman): Saw action on offensive line, making one start...Played against MTSU (Sept. 24) and North Carolina (Oct. 8)...Started in win at Virginia Tech (Oct. 15) helping offense to 449 yards...Saw action against Duke (Oct. 22) helping offense to 327 yards against Duke (Oct. 22)...Saw action against Pittsburgh (Nov. 26), with offense compiling 385 yards.

Before Miami: Spent first two seasons of career (2020-2021) at Oregon...Did not see any game action in COVID-shortened 2020 season...Redshirted 2021 season...Played for head coach Mario Cristobal and offensive line coach Alex Mirabal during two years with Ducks.

High School: Consensus three-star prospect by ESPN, Rivals and 247Sports ... Played in the 2019 Polynesian Bowl ... Rated the No. 6 center in the country and third overall prospect in Utah by Rivals ... Eighth-ranked center in the nation and No. 4 overall prospect in the state in the 247Sports composite rankings ... Ranked 19th nationally among centers and third in Utah by ESPN ... Announced decision to play at Oregon live during the bowl game ... Lettered two years at Skyridge High School ... Coached by Jon Lehman ... Named first-team 5A all-state as a senior, helping Skyridge to an 11-2 record and 5A state runner-up finish ... Selected to USA Today's All-USA Utah First-Team ... Paved the way for an offensive attack that averaged 461.4 total yards, 256.5 rushing yards and 40.4 points per game ... A first-team 5A all-state selection as a junior ... Earned first-team All-USA Utah honors from USA Today ... Anchored the offensive line for a Skyridge team that went 13-2 and made it to the 5A state title game ... Offense averaged 34.3 points and 192.4 rushing yards per game ... Played freshman and sophomore years at Copper Hills High School ... Coached by his father Tavita Sagapolu ... A 5A all-state honorable mention selection as a sophomore ... Chose Oregon over Arizona, BYU, Hawaii, Nebraska, Utah, Virginia and Washington State.

**44****SYNCERE SAMPSON****RB • 5-9 • 220 • 2-YR • R-FR.**

ORLANDO, FLA. (THE MASTER'S ACADEMY)

2022 (True Freshman): Did not see any game action during season...Served as member of practice squad.

**50****TRENT SCHEUERMAN****DL • 6-4 • 220 • 2-YR • R-FR.**

MARIETTA, GA. (MARIETTA)

2022 (True Freshman): Did not see any game action during season...Served as member of practice squad.

**43****ROCKY SHELTON II****LB • 5-11 • 225 • 6-YR • R-SR.**

FORT LAUDERDALE, FLA. (DUKE) (ST. THOMAS AQUINAS)

**23****JALEEL SKINNER****TE • 6-5 • 230 • 2-YR • SO.**

GREER, S.C. (IMG ACADEMY [FLA.])

2022 (True Freshman): Saw action in nine games and made two starts in debut season...Caught nine passes for 129 yards with one touchdown in freshman campaign...Made career debut in season opener against Bethune-Cookman (Sept. 3), catching one pass for 30 yards...Caught one pass for 17 yards against MTSU (Sept. 24)...Recorded 40 yards on three catches against North Carolina (Oct. 8)...Added two passes for total of 30 yards in win at Virginia Tech (Oct. 15)...Recorded eight yards on one catch against Duke (Oct. 22)...Made first start of career vs. Florida State (Nov. 5)...Had one catch for four-yard touchdown - first score of career - in win at Georgia Tech (Nov. 12)...Made second start of career vs. Clemson (Nov. 19).

High School: Consensus four-star prospect by every major scouting service...Selected to play in 2022 All-American Bowl...Checked in as No. 148 overall player in nation in ESPN300...Ranked No. 2 tight end (H) and No. 19 player in state of Florida by ESPN...Rated No. 103 player nationally and No. 3 tight end in high school class by Rivals...Listed as No. 17 player in state of Florida by Rivals...Rated No. 98 player overall and No. 3 tight end in 247Sports Composite Rankings...Ranked No. 82 player nationally and No. 4 tight end nationally by 247Sports...Played basketball and competed in track & field during high school...Transferred to IMG Academy for final year after beginning career at Greer High School (S.C.)...Chose Miami over offers from Alabama, Auburn, Clemson, Georgia, LSU and Michigan, among others.

SKINNER CAREER STATS**RECEIVING**

YEAR	GP-GS	NO	YDS	AVG	TD	LG
2022	9-2	9	129	14.3	1	30
Career	9-2	9	129	14.3	1	30

**O****BRASHARD SMITH****WR • 5-10 • 196 • 3-YR • JR.****RICHMOND HEIGHTS, FLA. (MIAMI PALMETTO)**

2022 (Sophomore): Saw action in 11 games and made six starts as one of offense's top contributors...Ranked third on team in all-purpose yards with 599...Finished second on team with 33 catches totaling 308 yards, which was third-most...Had long catch of 30 yards...Saw action in season opener against Bethune-Cookman (Sept. 3), catching two passes for 12 yards...Finished with four receptions for 53 yards, including season-long 30-yard-long reception, and 7-yard carry in win over Southern Miss (Sept. 10)...Totalled 14 yards on three catches at Texas A&M (Sept. 17) after earning first start of career...Totalled 27 yards on three catches and 39 yards on one kick return against MTSU (Sept. 24)...Caught five passes for 59 yards and logged 6-yard punt return against North Carolina (Oct. 8)...Caught six passes for 76 yards and returned two punts for 13 yards in win at Virginia Tech (Oct. 15)...Notched 16 yards on two passes and 54 yards on two kickoff returns in win at Virginia (Oct. 29)...Caught two passes and added 37 yards on two kick returns, with long mark of 23 yards, against Florida State (Nov. 5)...Rushed for nine yards on one carry, caught four passes for 37 yards and had kick return for 19 yards in win at Georgia Tech (Nov. 12)...Had two kick returns for 58 yards, with long of 37, at Clemson (Nov. 19)...Caught two passes for nine yards and returned three kickoffs for 43 yards, including long of 32 yards, against Pittsburgh (Nov. 26).

2021 (True Freshman): Saw action in 11 games in first season...Totalled 368 all-purpose yards in first season - 199 receiving, 23 rushing and 147 on kickoff returns...Caught 14 passes including two touchdowns, with long touchdown of 75 yards...Made career debut in win over Appalachian State (Sept. 11)...Saw time against Michigan State (Sept. 18)...Enjoyed breakout game in win over Central Connecticut State (Sept. 25) catching five passes for 91 yards, including 75-yard touchdown, in win over Blue Devils...Had 8-yard reception against Virginia (Sept. 30)...Caught one pass at North Carolina (Oct. 16)...Saw time in win over NC State (Oct. 23)...Returned three kicks and caught one pass in victory at Pittsburgh (Oct. 30)...Had one reception in win over Georgia Tech (Nov. 6)...Played against Florida State (Nov. 13)...Scored second touchdown of the year and totaled 90 receiving yards on two catches in win over Virginia Tech (Nov. 20)...Scored on 75-yard touchdown reception versus Hokies...Caught one pass and had one rushing attempt in regular season finale at Duke (Nov. 27).

High School: A consensus four-star prospect by 247Sports, ESPN and Rivals...Ranked the No. 158 overall player in the Rivals Top 250...Rated the No. 24 wide receiver nationally and No. 25 player in Florida by Rivals...Listed as the No. 193 player in the 247Sports Top 247...Ranked the No. 29 wide receiver in the country and No. 24 player in Florida by 247Sports...Rated the No. 62 wide receiver nationally and No. 64 player in Florida by ESPN...Selected to the Under Armour All-America Game and the U.S. Army All-American Bowl...As a junior, caught 36 passes for 628 yards and 13 touchdowns...High school teammate of fellow signee Leonard Taylor...Chose Miami over offers from Alabama, Auburn, Boston College, Cincinnati, Florida, Indiana, Kentucky, LSU, Maryland, Michigan, Minnesota, Nebraska, North Carolina, Oregon, Penn State, Pitt, South Carolina, USF, Syracuse, Tennessee, Washington State and West Virginia, among others.

B. SMITH CAREER STATS**RUSHING**

YEAR	GP-GS	ATT	YDS	AVG	TD	LG
2021	11-0	6	23	3.8	0	7
2022	11-6	3	22	7.3	0	9
Career	22-6	9	45	6.0	0	9

RECEIVING

YEAR	GP-GS	REC	YDS	AVG	TD	LG
2021	11-0	14	199	14.2	2	75T
2022	11-6	33	308	9.3	0	30
Career	22-6	47	507	10.8	2	75T

**41****CHASE SMITH****LB • 6-2 • 220 • 3-YR • R-SO.****PALM BAY, FLA. (BAYSIDE)**

2022 (Sophomore): Saw action in four games in second season...Made season debut with two tackles against Southern Miss (Sept. 10)...Posted one solo tackle at Texas A&M (Sept. 17)...Had one solo tackle against MTSU (Sept. 24)...Redshirted season.

2021 (True Freshman): Saw action in 11 games in first season, largely on special teams...Finished with 13 tackles and one tackle for loss in debut campaign...Made career debut against Appalachian State (Sept. 11)...Played against Michigan State (Sept. 18)...Had two total tackles in win over Central Connecticut State (Sept. 25)...Totalled one stop against Virginia (Sept. 30)...Played against North Carolina (Oct. 16)...Totalled one tackle in win over NC State (Oct. 23)...Competed in road win over Pittsburgh (Oct. 30)...Had one solo stop in win over Georgia Tech (Nov. 6)...Finished with two tackles against Florida State (Nov. 13)...Totalled career-high three tackles in back-to-back wins to end year over Virginia Tech (Nov. 20) and Duke (Nov. 27).

High School: Consensus four-star prospect by 247Sports, ESPN and Rivals...Rated the No. 239 overall player by 247Sports...Ranked the No. 13 athlete nationally and No. 32 player in Florida by 247Sports...Listed as the No. 217 overall player on the Rivals Top 250...Rated the No. 4 athlete nationally and No. 35 player in Florida by Rivals...Ranked the No. 34 outside linebacker in the country and No. 53 player in Florida by ESPN...As a junior, Smith caught 50 passes for 716 yards and seven touchdowns on offense...Also totaled 72 tackles, four sacks and four interceptions on defense...Named a Florida Today All-Space Coast selection...Son of UM tight end and UM Sports Hall of Famer Willie Smith, who was an All-American in 1985 before making his way to the NFL...Chose Miami over offers from Auburn, Florida, Florida State, Georgia, Kentucky, Louisville, Mississippi State, Nebraska, Oklahoma, Pitt, Purdue, UCF and Utah, among others.

C. SMITH CAREER STATS**DEFENSIVE**

YEAR	GP-GS	UT	AT	TT	TFL/Y	SACK	FF/FR	PBU	INT-Y
2021	11-0	8	5	13	1.0/1	0.0/0	0/0	2	0-0
2022	4-0	2	2	4	0.0/0	0.0/0	0/0	0	0-0
Career	15-0	10	7	17	1.0/1	0.0/	0/0	2	0-0



4

KEONTRA SMITH

LB • 5-11 • 230 • 5-YR. • SR.

FORT LAUDERDALE, FLA. (CHAMINADE-MADONNA)

2022 (Fourth-Year Junior): Saw action in all 12 games and made three starts for Hurricanes...Finished with 33 tackles, three tackles for loss, 1.5 sacks...Had one interception...Saw action in season opener against Bethune-Cookman (Sept. 3)...Had one tackle against Southern Miss (Sept. 10)...Posted three tackles, including two solos, and half-sack for loss of three yards at Texas A&M (Sept. 17)...Made first start of season and compiled three tackles, including two solo, and one tackle for loss against MTSU (Sept. 24)...Posted four tackles (three solo), one 2-yard sack and one interception against North Carolina (Oct. 8)...Registered six tackles, including four solo, in win at Virginia Tech (Oct. 15)...Posted two total tackles, including one solo, against Duke (Oct. 22)...Had seven tackles against Florida State (Nov. 5)...Logged two tackles, one half-tackle for loss, in win at Georgia Tech (Nov. 12)...Had two tackles, including one solo, at Clemson (Nov. 19)...Posted three tackles against Pittsburgh (Nov. 26).

2021 (Third-Year Sophomore): Saw action in nine games and made four starts after transitioning to weakside linebacker prior to season...Totalled 38 tackles, five tackles for loss and three sacks...Added one forced fumble...Made first start of career and finished with five tackles, including 1.5 tackles for loss, in season opener against Alabama (Sept. 4)...Started and posted four tackles in win over Appalachian State (Sept. 11)...Missed games against Michigan State, Central Connecticut State and Virginia while recovering from leg injury suffered against Mountaineers...Made return to field at North Carolina (Oct. 16)...Started in win over NC State (Oct. 23) and recorded four total tackles...Finished with three tackles and started in win at Pittsburgh (Oct. 30)...Had two tackles in win over Georgia Tech (Nov. 6)...Posted five tackles at Florida State (Nov. 13)...Tied for team lead with six total tackles in win over Virginia Tech (Nov. 20)...Enjoyed strong finish to year in regular season finale at Duke (Nov. 27), posting 15-yard sack and first forced fumble of career in win over Blue Devils.

2020 (Sophomore): Saw action in all 11 games in second season...Finished with 22 total tackles, including two tackles for loss...Had one PBU...Saw action in season opener versus UAB (Sept. 10), finishing with one tackle, one PBU and one quarterback hurry...Posted three solo tackles in road win at top-20 Louisville (Sept. 19)...Credited with one quarterback hurry in romp of rival Florida State (Sept. 26)...Posted three total tackles (two solo) at top-ranked Clemson (Oct. 10)...Saw action in win over Pittsburgh (Oct. 17)...Finished with two tackles (one solo) in victory over Virginia (Oct. 24)...Posted two tackles in come-from-behind win at NC State (Nov. 6)...Had one solo tackle in road win at Virginia Tech (Nov. 14)...Posted career-high six total tackles (four solo), including two tackles for loss, in road win at Duke (Dec. 5)...Finished with two tackles in regular season finale against North Carolina (Dec. 12)...Posted two tackles in 2020 Cheez-It Bowl against Oklahoma State (Dec. 29).

2019 (True Freshman): Saw action in seven games during first season, largely on special teams...Finished with two tackles...Made career debut in home opener against Bethune-Cookman (Sept. 14), finishing with two tackles...Saw action in win over Virginia (Oct. 11)...Played in win at Florida State (Nov. 2)...Competed against Louisville (Nov. 9)...Saw action against FIU (Nov. 23)...Played in regular season finale at Duke (Nov. 30)...Played in 2019 Walk-On's Independence Bowl against Louisiana Tech (Dec. 26).

High School: Consensus four-star prospect by ESPN.com, Rivals.com and 247Sports.com...Ranked as the No. 15 cornerback and No. 38 player in Florida by ESPN.com...Rated the No. 16 cornerback nationally and No. 26 in Florida by 247Sports.com...Listed as the No. 27 cornerback and No. 33 player in Florida by Rivals.com...Helped Chaminade-Madonna win 2018 Class 3A state championship...As a senior, led team with 115 tackles, 31.0 tackles for loss and 8.0 sacks...Selected to participate in the 2019 Army All-American Bowl...Participated in The Opening in the summer of 2018...Chose Miami over offers from Alabama, Oklahoma, Michigan, Florida, Auburn, Oregon, Penn State, Pitt, and Wisconsin among others.

K. SMITH CAREER STATS

DEFENSIVE

YEAR	GP-GS	UT	AT	TT	TFL/Y	SACK	FF/FR	PBU	INT-Y
2019	7-0	0	2	2	0.0/0	0.0/0	0/0	0	0-0
2020	11-0	14	8	22	2.0/6	0.0/0	0/0	1	0-0
2021	9-4	18	20	38	5.0/43	3.0/35	1/0	0	0-0
2022	12-3	15	18	33	3.0/7	1.5/5	0/0	0	1-1
Career	39-7	47	48	95	10.0/56	4.5/40	1/0	1	1-1



21

KALEB SPENCER

DB • 6-2 • 200 • 1-YR • FR.

GLOUCESTER, VA. (LIFE CHRISTIAN ACADEMY)

High School: Consensus three-star prospect by 247Sports, ESPN and Rivals...Checked in as No. 13 overall in Virginia by 247Sports...Played multiple defensive roles in two seasons for Life Christian Academy...Received snaps on both sides of ball as freshman and sophomore at Gloucester...Picked Miami over offers from Oklahoma, Arkansas, Louisville, LSU, Michigan State, Penn State, and Tennessee, among others.




16

ROBERT STAFFORD

DB • 5-11 • 175 • 1-YR • FR.

MELBOURNE, FLA. (EAU GALLIE)

High School: Consensus four-star prospect by ESPN, 247Sports and Rivals...Checked in as No. 105 overall nationally in ESPN300...Ranked as No. 10 cornerback in country by ESPN...Listed as No. 122 overall in nation in 247Sports Composite rankings...Rated as No. 11 cornerback by 247Sports...Selected to Under Armour All-America Game...Notched 17 tackles, five pass breakups and an interception in nine games in 2021...Didn't get snaps on defense until spring before junior season...Totalled 42 passes for 605 yards and five touchdowns...Helped Eau Gallie team reach Sunshine State's 6A state playoffs, tallying 12 receptions for 199 yards and two touchdowns...Chose Miami over offers from Oregon, Arkansas, Kentucky, Florida, Florida State, Georgia, LSU, Michigan, Ohio State, Penn State, Tennessee and Texas A&M, among others.

**38****PATRICK STEPELTON****WR • 6-2 • 198 • 1-YR • FR.****FORT LAUDERDALE, FLA. (CARDINAL GIBBONS)****35****MICHAEL SUAREZ****LB • 5-11 • 230 • 4-YR • R-SO.****HIALEAH, FLA. (ST. THOMAS UNIVERSITY)
(MIAMI KILLIAN)****56****LEONARD TAYLOR III****DL • 6-3 • 290 • 3-YR • JR.****MIAMI, FLA. (MIAMI PALMETTO)****2022 ALL-ACC, HONORABLE MENTION**

2022 (Sophomore): Saw action in all 12 games and made nine starts as one of defense's top performers...Earned All-ACC Honorable Mention recognition...Finished year with 24 total tackles, 10.5 tackles for loss and three sacks...Had one interception and led Hurricanes with six quarterback hurries credited...Tied for team lead in tackles for loss...Started season in opener against Bethune-Cookman (Sept. 3), finishing with two tackles...Had two solo tackles, one sack and two TFLs in win over Southern Miss (Sept. 10)...Added one solo tackle for loss of one yard and one quarterback hurry at Texas A&M (Sept. 17)...Notched one tackle against MTSU (Sept. 24)...Had one solo tackle against North Carolina (Oct. 8)...Posted two tackles and half-sack for loss of two yards in win at Virginia Tech (Oct. 15)...Posted solo tackle and three QB hurries against Duke (Oct. 22)...Named ACC Defensive Lineman of the Week (Oct. 31) for dominant performance in win at Virginia (Oct. 29), posting six tackles, including three solo, 1.5 sacks for loss of nine yards and season-best four tackles totaling 20 yards...Had one tackle - half-tackle for loss - in win at Georgia Tech (Nov. 12)...Added five tackles, including three solo, and two tackles for loss, as well as two QB hurries at Clemson (Nov. 19)...Posted two tackles and interception against Pittsburgh (Nov. 26).

2021 (True Freshman): Saw action in final nine games in first season and ranked among most disruptive defensive linemen...Finished with 21 total tackles and tied for team lead with 7.5 tackles for loss...Had two sacks and one PBU...Made career debut in win over Central Connecticut State (Sept. 25) and finished with three total tackles, including first tackle for loss of career...Posted two tackles, including 1.5 tackles for loss and one half-sack, against Virginia (Sept. 30)...Added four tackles (one solo) and two tackles for loss at North Carolina (Oct. 16)...Saw action in wins over NC State (Oct. 23) and Pittsburgh (Oct. 30)...Tallied four tackles, including career-high 2.5 tackles for loss and one half-sack, in win over Georgia Tech (Nov.

6)...Posted career-high six tackles (one solo) and had one tackle for loss at Florida State (Nov. 13)...Played in win over Virginia Tech (Nov. 20)...Finished regular season finale at Duke (Nov. 27) with two tackles, including 1.5 tackles for loss and one sack.

High School: A five-star prospect by 247Sports and ESPN...Rated four-star prospect by Rivals...Ranked the No. 3 overall player by 247Sports...Rated the top defensive tackle nationally and No. 1 player in Florida by 247Sports...Listed as the No. 6 overall player in the ESPN300...Ranked the No. 2 defensive tackle in the country and No. 2 player in Florida by ESPN...Rated the No. 39 overall player by Rivals...Listed as the No. 3 defensive tackle nationally and No. 9 player in Florida by Rivals...Helped carry Palmetto reach the Class 8A semifinals in final season, posting 51 tackles, 23 tackles for loss, five sacks, three forced fumbles, six passes defended, an interception and one blocked kick in just seven games...Selected to the Under Armour All-America Game and U.S. Army All-American Bowl...High school teammate of fellow #2ringschain signee Brashard Smith...Chose Miami over offers from Alabama, Auburn, Florida, Florida State, Georgia, Indiana, Kentucky, Louisville, LSU, Ohio State, Oklahoma, Penn State, Pitt, Tennessee, Texas A&M, USF and Wake Forest, among others.

TAYLOR III CAREER STATS**DEFENSIVE**

YEAR	GP-GS	UT	AT	TT	TFL/Y	SACK	FF/FR	PBU	INT-Y
2021	9-0	7	14	21	7.5/17	2.0/6	0/0	1	0-0
2022	12-9	11	13	24	10.5/38	3.0/20	0/0	1	1-4
Career	21-9	18	27	45	17.5/55	5.0/26	0/0	2	1-4

**75****FRANKIE TINILAU****OL • 6-6 • 324 • FR.****BRISBANE, AUSTRALIA (IMMACULATA-LASALLE [FLA.])**

High School: Consensus three-star recruit by ESPN, 247Sports and Rivals...Named 2021 Europe's Elite U-19 Male Athlete of the Year...Transferred to La Salle for senior season...Played for Brisbane Rhinos back in Australia...Moved to United States prior to COVID-19 pandemic and spent time at both St. Bernard and Calabasas in California...Picked Miami over offers from Auburn, Louisville, Mississippi State, Oregon and Penn State, among others.

**71****ANTONIO TRIPP, JR.****OL • 6-3 • 320 • FR.****BALTIMORE, MD. (IMG ACADEMY [FLA.])**

High School: Four-star prospect by ESPN and 247Sports...Three-star recruit by Rivals...Listed as No. 14 offensive guard nationally by ESPN...Ranked No. 21 inside offensive lineman in country by 247Sports...Picked Miami over offers from Arizona State, Kentucky, Michigan, Penn State, Tennessee, Texas A&M and Wisconsin, among others.



9

TYLER VAN DYKE**QB • 6-4 • 225 • 4-YR • JR.****GLASTONBURY, CONN. (SUFFIELD ACADEMY)****2021 ACC ROOKIE OF THE YEAR****2021 ACC OFFENSIVE ROOKIE OF THE YEAR**

2022 (Third-Year Sophomore): Started all nine games in which he competed...Led Hurricanes in passing yards (1,835), passing touchdowns (10) and completions (160)...Threw five interceptions while completing 63.2 percent of passes (160-253)...Missed parts of six games due to injury...Started season opener against Bethune-Cookman (Sept. 3), leading team with 193 passing yards, completing 13-of-16 passes for two touchdowns and zero interceptions...Had 261 passing yards in win against Southern Miss (Sept. 10), completing 20 of 29 passes for one touchdown...Threw for 217 yards, completing 21 of 41 passing attempts, while rushing for 14 yards on five carries at Texas A&M (Sept. 17)...Threw for 138 yards and one touchdown while completing 16 of 32 passing attempts, against MTSU (Sept. 24)...Went 42-of-57 for 496 yards and three touchdowns against North Carolina (Oct. 8) - good for most completions, second-most yards and second-most attempts in single game in program history...Placed ninth in ACC history in single-game completions and No. 14 in passing yardage while logging top passing mark of 2022 by any player against an FBS foe to that point...Named ACC Player of the Week after game against Tar Heels...Threw for 351 yards in win over Virginia Tech (Oct. 15), completing 29-of-46 passes with two touchdowns...Threw for 81 yards with one touchdown and long pass of 20 yards before exiting Duke game (Oct. 22) with an injury in second quarter...Completed 11-of-16 passes against Blue Devils...Started against Florida State (Nov. 5) completing 4-of-8 passes for 24 yards before exiting game due to injury...Started against Pittsburgh (Nov. 26), completing 4-of-8 pass attempts for 83 yards.

2021 (Second-Year Freshman): Dazzled in first season as starting quarterback, earning ACC Rookie of the Year and ACC Offensive Rookie of the Year honors...Started final nine games of season and saw action in 10 games total...Took over starting duties due to injury to QB D'Eriq King three games into season and ended year by throwing for 2,931 yards...Totaled 25 passing touchdowns compared to just six interceptions and completed 62.3 percent of pass attempts (202 of 324)...Added one rushing touchdown...Earned ACC Rookie of the Week five times over course of year...Ended season with six straight games with at least 300 passing yards and at least three touchdown passes, becoming first Power-5 quarterback to record such a streak in a single season since Joe Burrow of LSU in his 2019 Heisman Trophy-winning campaign...Moved into tie for seventh place in Miami Football history in single-season touchdown passes (25) and posted sixth-best single-season completion percentage by a Miami quarterback in history at 62.3...Became third Miami player to win both ACC Rookie of the Year and ACC Offensive Rookie of the Year, joining RB Duke Johnson (2012) and QB Brad Kaaya (2014)...Made season debut and threw one pass against Alabama (Sept. 4)...Made first start of career against Central Connecticut State (Sept. 25) and finished with third-most passing yards (270) by Miami quarterback making his first start since 1999...Completed 10 of 11 passes for three touchdowns and zero interceptions against Blue Devils...Totaled two touchdowns (one rushing, one passing) in first

career ACC start against Virginia (Sept. 30)...Totaled 203 passing yards on 15-of-29 passing against Cavaliers...Threw for 264 yards at North Carolina (Oct. 16), completing 20 of 45 passes with one touchdown...Threw for 325 yards with four passing touchdowns and no interceptions in win over North Carolina State (Oct. 23)...Completed 25 of 33 passes against Wolfpack...Totaled career-high 426 yards on 32-of-42 passing with three touchdowns in first road win of career at Pittsburgh (Oct. 30)...Finished with 389 passing yards and three touchdowns in win over Georgia Tech (Nov. 6)...Completed 22 of 34 passes against Yellow Jackets...Matched career mark with four touchdown passes at Florida State (Nov. 13)...Totaled 25 completions (on 47 attempts) versus Seminoles, throwing two interceptions...Completed 19 passes (19-for-33) for 357 yards and three touchdowns with no interceptions in win over Virginia Tech (Nov. 20)...Compiled 381 yards on 34-for-49 passing with three touchdowns in regular season finale at Duke (Nov. 27).

2020 (True Freshman): Saw action in two games during first season...Made career debut in romp of rival Florida State (Sept. 26)...Saw action in regular season finale against North Carolina (Dec. 12).

High School: A consensus four-star prospect by ESPN, Rivals and 247 Composite...Ranked No. 105 nationally in the ESPN300...Rated the No. 2 pro-style quarterback nationally and top player in Connecticut by ESPN...Listed as the No. 9 pro-style QB nationally and No. 2 player in the state by 247 Composite...Ranked No. 209 in the 247 Composite Top247...Rated the No. 8 pro-style quarterback nationally and No. 2 player in Connecticut by Rivals...Listed as the No. 199 player in the Rival Top 250...Helped lead Suffield Academy to an undefeated season and the NEPSAC Class A Championship...Finished the 2019 season with 2,260 passing yards and 21 touchdowns while completing 123 of his 200 pass attempts...Totaled over 4,600 passing yards and 39 passing touchdowns over final two varsity seasons...Was named 2019 New England Prep Player of the Year and First Team All-New England in 2018 and 2019...Chose Miami over offers from Michigan, Boston College, Cal, Colorado, Duke, Georgia Tech, Kentucky, Louisville, Michigan State, Minnesota, NC State, Oklahoma State, Pitt, Purdue, Rutgers, Syracuse, UCLA, Vanderbilt and Wisconsin, among others.

VAN DYKE CAREER STATS

PASSING

YEAR	GP-GS	COMP	ATT	YDS	PCT	TD	INT	LG
2020	2-0	0	2	0	0.0	0	0	—
2021	10-9	202	324	2,931	62.3	25	6	83
2022	9-9	160	253	1,835	63.2	10	5	52
Career	21-18	362	579	4,766	62.5	35	11	83

RUSHING

YEAR	GP-GS	ATT	GAIN	LOSS	NET	AVG	TD	LG
2020	2-0	1	0	7	-7	-7.0	0	—
2021	10-9	53	195	138	57	1.1	1	24
2022	9-9	30	54	88	-34	-1.1	0	9
Career	21-18	84	249	233	16	0.2	1	24

**53****LUCAS VARGAS-DIAZ****OL • 6-2 • 265 • 1-YR • FR.**

BOGOTA, COLOMBIA (FORT BEND CHRISTIAN ACADEMY [TEXAS])

**20****TERRELL WALDEN II****RB • 5-9 • 180 • 2-YR • R-FR.**

WINTER GARDEN, FLA. (WEST ORANGE)

2022 (True Freshman): Saw action in two games...Totalled 43 rushing yards on six carries with one touchdown...Made career debut in season opener against Bethune-Cookman (Sept. 3), scoring first touchdown, finishing with 41 rushing yards on only five carries (8.2 yard average)...Notched long run of 15 yards against Wildcats...Logged one carry against Florida State (Nov. 5).

High School: A consensus three-star prospect by 247Sports, ESPN and Rivals...Rated the No. 48 offensive tackle nationally and No. 17 player in Tennessee by 247Sports...Ranked the No. 86 offensive tackle nationally and No. 25 player in Tennessee by ESPN...Named to the 2019 all-city team and was all-city honorable mention in 2018...Also competed in track and field, throwing shot put for Overton...Chose Miami over offers from Cincinnati, Indiana, Marshall, Memphis, Ole Miss, Tulane and Wake Forest, among others.

**25****JEFFERSON WALLS****WR • 5-11 • 185 • 5-YR • R-JR.**

JACKSONVILLE, FLA. (OAKLEAF)

Before Miami: Started career at Butler University before transferring to Miami.

**17****BOBBY WASHINGTON, JR.****LB • 6-3 • 220 • 1-YR • FR.**

MIAMI, FLA. (MIAMI PALMETTO)

High School: Four-star recruit by Rivals...Three-star prospect by 247Sports and ESPN...Checked in as No. 23 outside linebacker in nation by Rivals...Ranked as No. 33 linebacker nationally in 247Sports Composite Rankings...Listed as No. 37 outside linebacker in country by ESPN...Helped Panthers make new 4M playoffs after transferring to Palmetto ahead of senior season...Notched 52 tackles and eight sacks in final high school campaign...Picked Miami over offers from Auburn, Louisville, Mississippi State, Oklahoma, Ole Miss and Texas, among others.

**72****CHRIS WASHINGTON****OL • 6-7 • 305 • 4-YR • R-SO.**


NASHVILLE, TENN. (JOHN OVERTON)

2022 (Third-Year Redshirt Freshman): Began season in win over Bethune-Cookman (Sept. 3), with offense totaling 605 yards...Helped offense to 445 yards in win over Southern Miss (Sept. 10)...Saw action against Texas A&M assisting offense to 392 yards...Helped offense reach 367 yards against MTSU (Sept. 24)...Saw action against Florida State (Nov. 5).

2021 (Second-Year Freshman): Saw action in one game on offensive line...Played against Florida State (Nov. 13)...Served as member of practice squad.

2020 (True Freshman): Saw action in two games in first season...Made career debut in romp of rival Florida State (Sept. 26)...Played in road shutout at Duke (Dec. 5)...Served as member of practice squad.

High School: A consensus three-star prospect by 247Sports, ESPN and Rivals...Rated the No. 48 offensive tackle nationally and No. 17 player in Tennessee by 247Sports...Ranked the No. 86 offensive tackle nationally and No. 25 player in Tennessee by ESPN...Named to the 2019 all-city team and was all-city honorable mention in 2018...Also competed in track and field, throwing shot put for Overton...Chose Miami over offers from Cincinnati, Indiana, Marshall, Memphis, Ole Miss, Tulane and Wake Forest, among others.

**12****ROBBY WASHINGTON****WR • 5-1 • 180 • 1-YR • FR.**

MIAMI, FLA. (MIAMI PALMETTO)

High School: Consensus four-star recruit by 247Sports, ESPN and Rivals...Checked in as No. 187 overall player nationally in 247Sports Composite Rankings...Rated No. 27 wide receiver in country in 247Sports Composite Rankings...Listed as No. 209 overall in nation in ESPN300...Ranked No. 15 athlete nationally by ESPN...Rated No. 10 athlete by Rivals...Selected to Polynesian Bowl...Transferred to Miami Palmetto following standout career at Miami Killian...2021 Miami Herald All-Dade 5A-1ND first-team selection...Helped Killian go 12-2 and make run in Sunshine State's 5A playoffs...Totalled 42 receptions for 868 yards and 16 touchdowns...Also scored three times on the ground and four times on special teams, receiving snaps at wide receiver, running back and as a returner...Picked Miami over offers from Alabama, Auburn, Florida, Florida State, Georgia, LSU, Michigan, Oklahoma, Penn State, Tennessee, Texas and Texas A&M, among others.

**18****JAYDEN WAYNE****DL • 6-6 • 245 • 1-YR • FR.****TACOMA, WASH. (IMG ACADEMY [FLA.])**

High School: Consensus four-star prospect by 247Sports, ESPN and Rivals...Checked in as No. 72 overall player nationally in 247Sports Composite Rankings...Listed as No. 83 overall in nation in ESPN300...Rated No. 97 overall in country by Rivals...Ranked No. 11 defensive end nationally by 247Sports, ESPN and Rivals...Selected to All-American Bowl and Polynesian Bowl...Helped IMG Academy accumulate 9-1 record, while averaging 49.7 points per game during senior season...Totaled nine sacks and 44 tackles on defense during junior season at Tacoma (Wash.) Lincoln...Also tallied 18 catches, 269 yards and five touchdowns on offense...Chose Miami over offers from Oregon, LSU, Georgia, Alabama, Michigan State, Auburn, Florida, Florida State, Michigan, Notre Dame, Penn State, Tennessee, Texas, Texas A&M and USC, among others.

**13****CHANTZ WILLIAMS****DL • 6-4 • 255 • 4-YR • JR.****JACKSONVILLE, FLA. (OAKLEAF)**

2022 (Third-Year Sophomore): Saw action in all 12 games...Finished with 13 tackles, 2.5 tackles for loss and one fumble recovery...Played in season opener against Bethune-Cookman (Sept. 3), finishing with one tackle...Totaled two tackles, including one solo and one fumble recovery, against Southern Miss (Sept. 10)...Added one tackle at Texas A&M (Sept. 17)...Had four tackles, including one solo, against MTSU (Sept. 24)...Had a solo tackle against Duke (Oct. 22)...Posted two tackles, including one solo a tackle for a loss of two yards, in win at Georgia Tech (Nov. 12)...Posted one tackle at Clemson (Nov. 19)...Had a solo tackle against Pittsburgh (Nov. 26).

2021 (Second-Year Freshman): Saw action in 12 games in first season as regular contributor...Had 17 total tackles (nine solo) and finished with 2.5 sacks in second year...Credited with two pass breakups and two quarterback hurries...Credited with three tackles and one forced fumble on seven-yard sack in season opener against Alabama (Sept. 4)...Sack versus Crimson Tide was first of career...Posted one stop against Appalachian State (Sept. 11)...Lone tackle against Michigan State (Sept. 18) was 9-yard sack...Had three total tackles and credited with half-sack against Virginia (Sept. 30)...Had two tackles against North Carolina (Oct. 16)...Saw action in back-to-back road wins over NC State (Oct. 23) and Pittsburgh (Oct. 30)...Had two tackles in win over Georgia Tech (Nov. 6)...Tallied a pair of stops at Florida State (Nov. 13)...Played in wins over Virginia Tech (Nov. 20) and Duke (Nov. 27) to end regular season, finishing with two stops against Hokies and one versus Blue Devils.

2020 (True Freshman): Saw action in three games in first regular season...Finished with two tackles...Made career debut in romp of rival Florida State (Sept. 26)...Played in road shutout of Duke (Dec. 5)...Had one tackle in regular season finale against North Carolina (Dec. 12).

High School: A consensus four-star prospect by 247Sports, ESPN

and Rivals...Ranked the No. 4 weak-side defensive end nationally and No. 12 player in Florida by 247Sports...Listed the No. 73 player nationally in the 247Sports Top 247...Rated the No. 7 player at his position nationally and No. 11 player in Florida by ESPN...Ranked No. 57 in the ESPN 300...Listed as the seventh-best weak-side defensive end nationally and No. 24 player in Florida by Rivals...Ranked No. 144 in the Rivals Top 250...Selected to participate in 2020 Under Armour All-America Game...Participated in The Opening in the summer of 2019...Totaled 129 tackles, 22 sacks, 25 tackles for loss, five forced fumbles and eight pass breakups in high school career...Earned all-state, all-district and all-county honors...High school teammate of fellow #Category20 signee Jalen Rivers...Chose Miami over offers from Alabama, Clemson, Florida, Florida State, Georgia, Georgia Tech, Louisville, LSU, Michigan, Oklahoma, Ole Miss, Oregon, South Carolina, USF, Tennessee, Texas, Texas A&M and Virginia Tech, among others.

C. WILLIAMS CAREER STATS

DEFENSIVE

YEAR	GP-GS	UT	AT	TT	TFL/Y	SACK	FF/FR	PBU	INT-Y
2020	4-0	0	2	2	0.0/0	0.0/0	0/0	0	0-0
2021	12-0	9	8	17	2.5/18	2.5/18	1/0	2	0-0
2022	12-0	5	8	13	2.5/4	0.0/0	0/1	0	0-0
Career	28-0	14	18	32	5.0/22	2.5/18	1/1	2	0-0

**17****EMORY WILLIAMS****QB • 6-5 • 220 • 1-YR • FR.****MILTON, FLA. (MILTON)**

High School: Four-star prospect by ESPN...Three-star recruit by 247Sports and Rivals...Rated as No. 14 pocket-passing quarterback nationally by ESPN...Completed 161 of 257 pass attempts (62.6 percent) for 2,049 yards with 21 touchdowns and four interceptions as senior...Tabbed 2021 Pensacola News Journal All-Area second-team selection...Totaled 63 percent completion percentage with 2,168 yards and 16 touchdowns...Picked Miami over offers from Auburn, California, Florida State, Pitt and Wisconsin, among others.

**20****JAMES WILLIAMS****DB • 6-5 • 225 • 3-YR • JR.****FORT LAUDERDALE, FLA. (PLANTATION AMERICAN HERITAGE)**

2021 ALL-ACC, HONORABLE MENTION

2022 (Sophomore): Saw action in 11 games, making 10 starts and serving as one of team's top defensive performers...Ranked second on team with 58 total tackles (38 solo)...Had one tackle for loss, one interception and six PBUs, which ranked among team leaders...Added two fumble recoveries and one forced fumble...Started season opener against Bethune-Cookman (Sept. 3), finishing with three tackles and



recording first interception of season...Added five tackles, including two solo and 0.5 TFLs and one PBU in win over Southern Miss (Sept. 10)...Led team with seven tackles, including six solo, and broke up two passes at Texas A&M (Sept. 17)...Posted four tackles, half of them solo, against MTSU (Sept. 24)...Tallied two solo tackles against North Carolina (Oct. 8)...Posted six tackles, including five solo, and two pass breakups in win at Virginia Tech (Oct. 15)...Amassed five tackles, including three solo, as well as forced and recovered fumble against Duke (Oct. 22)...Had five tackles, including four solo and one half-tackle for loss of three yards, against Florida State (Nov. 5)...Recorded three tackles, including two solo, in win at Georgia Tech (Nov. 12)...Posted nine tackles, including seven solo, at Clemson (Nov. 19)...Led team in tackles with 10, including six solo, as well as notched fumbled recovery and pass breakup against Pittsburgh (Nov. 26).

2021 (True Freshman): Saw action in 10 games and made seven starts in impressive first season...Earned All-ACC Honorable Mention recognition...Earned one ACC Defensive Back of the Week honor...Ended season with 31 tackles and one-half tackle for loss...Led Miami with two interceptions...Missed final two games of season due to injury...Made career debut in season opener against Alabama (Sept. 4) and had two tackles...Saw action against Appalachian State (Sept. 11)...Finished with one tackle against Michigan State (Sept. 18)...Made first start of career against Central Connecticut State (Sept. 25) and recorded first interception of career...Added three tackles against Blue Devils...Start against CCSU began streak of seven straight starts to end his season...Started and finished with two tackles against Virginia (Sept. 30)...Recorded then-career best six tackles (five solo) against North Carolina (Oct. 16)...Finished with four tackles (three solo) and started in win over NC State (Oct. 23)...Enjoyed dominant outing in win at Pittsburgh (Oct. 30), finishing with career-high nine tackles and second interception of season...Earned ACC Defensive Back of the Week honors for performance against Panthers...Started and had three tackles in win over Georgia Tech (Nov. 6)...Had one solo tackle in start against Florida State (Nov. 13).

High School: A five-star prospect by 247Sports and Rivals...Four-star prospect by ESPN...Ranked the No. 13 overall player in the 247Sports Composite Top247...Rated the No. 1 safety nationally and the No. 4 player in Florida by 247Sports Composite...Listed as the No. 19 overall player in the Rivals Top 250...Ranked the No. 1 safety nationally and the No. 4 player in Florida by Rivals...Rated the No. 32 overall player in the ESPN300...Listed as the No. 4 safety in the country and No. 8 player in Florida by ESPN...Selected to the Under Armour All-America Game and U.S. Army All-American Bowl...As a junior at Western HS, recorded 62 tackles, 2.5 tackles for loss and one sack...Had six interceptions, four passes defended, five forced fumbles, one fumble recovery and one interception returned for a touchdown in junior season...Chose Miami over offers from Alabama, Auburn, Cincinnati, Clemson, Florida, Florida State, Georgia, Indiana, Kentucky, Louisville, LSU, Maryland, Michigan, Minnesota, Missouri, Ohio State, Ole Miss, Oregon, Penn State, Pitt, South Carolina, Syracuse, Tennessee, UCF, USF, Vanderbilt and West Virginia, among others.

J. WILLIAMS CAREER STATS

DEFENSIVE

YEAR	GP-GS	UT	AT	TT	TFL/Y	SACK	FF/FR	PBU	INT-Y
2021	10-7	20	11	31	0.5/2	0.0/0	0/0	2	2-0
2022	11-10	38	20	58	1.0/5	0.0/0	1/2	6	1-0
Career	21-17	58	31	89	1.5/7	0.0/0	1/2	8	3-0



18
MARKEITH WILLIAMS
DB • 6-2 • 170 • 2-YR • R-FR.
ORLANDO, FLA. (EVANS)

2022 (True Freshman): Saw action in four games in first season...Totalled three tackles (two solo) with one tackle for loss...Made career debut in season opener against Bethune-Cookman (Sept. 3), finishing with one tackle...Notched two tackles, including one solo, in win at Georgia Tech (Nov. 12).

High School: Four-star prospect by 247Sports and ESPN...Checked in as No. 236 overall player in nation in ESPN300...Rated 18th-best safety in nation by ESPN...Listed as No. 234 player nationally and 18th-best safety by 247Sports...Ranked No. 290 player and No. 25 safety in 247Sports Composite Rankings...Three-star prospect by Rivals...Four-year starter at safety for Evans...Delivered impressive freshman season, finishing with six interceptions...Had 73 tackles and seven more interceptions in breakout sophomore year...Totalled 75 tackles in junior year...Ranked No. 2 player in 2022 class in 'Central Florida Super 60' by Orlando Sentinel...Played for University of Miami alum Kenard Lang in final season at Evans...Picked Miami over offers from Alabama, Auburn, Florida, Florida State, Ohio State, Oklahoma, Tennessee and West Virginia, among others.

M. WILLIAMS CAREER STATS

DEFENSIVE

YEAR	GP-GS	UT	AT	TT	TFL/Y	SACK	FF/FR	PBU	INT-Y
2022	4-0	2	1	3	1.0/4	0.0/0	0/0	0	0-0
Career	4-0	2	1	3	1.0/4	0.0/0	0/0	0	0-0




88
RILEY WILLIAMS
TE • 6-6 • 240 • 1-YR • FR.
PORTLAND, ORE. (IMG ACADEMY [FLA.])

High School: Consensus four-star prospect by ESPN, 247Sports and Rivals...Ranked as No. 75 overall player and No. 2 tight end nationally in ESPN300...Rated as No. 105 overall and No. 4 tight end in nation in 247Sports Composite Rankings...Listed as No. 135 overall player and No. 5 tight end in country by Rivals...Selected to Under Armour All-America Game and Polynesian Bowl...Helped IMG Academy accumulate 9-1 record, while averaging 49.7 points per game during senior season...Totalled 36 receptions for 889 receiving yards and 14 touchdowns during



junior season at Central Catholic (Ore.)...Chose Miami over offers from Alabama, Ohio State, Oregon, Florida State, LSU, Michigan, Oklahoma, Oregon, Tennessee, Texas and USC, among others.



57

JUSTIN WOOD

LS • 6-0 • 198 • 1-YR • FR.

MIAMI, FLA. (MIAMI PALMETTO)



4

COLBIE YOUNG

WR • 6-5 • 215 • 2-YR • SO.

BINGHAMTON, N.Y. (LACKAWANNA COLLEGE
[PA.]) (BINGHAMTON)

2022 (Sophomore): Emerged as one of top offensive performers in first season with Hurricanes...Saw action in nine games and started five of final six games...Ranked third on team with 32 receptions and second with 367 receiving yards...Led Hurricanes with five receiving touchdowns... Had 43 yards on three catches, notching first touchdown of career against North Carolina (Oct. 8)...Led team in receiving yards, catching nine passes for 110 yards, with long mark of 37 yards, and one touchdown in win at Virginia Tech (Oct. 15)...Earned ACC Receiver of the Week Honors after dominant performance against Duke, when he led team in receiving yards (127) on six catches – including long mark of 71 yards – to go along with two touchdowns...Led team in receptions with 46 yards on five catches in win at Virginia (Oct. 29)...Logged two catches for six yards against Florida State (Nov. 5)...Had two catches for 19 yards, including one for touchdown, in win at Georgia Tech (Nov. 12)...Caught four passes for 25 yards at Clemson (Nov. 19)...Caught one ball against Pittsburgh (Nov. 26).


Before Miami: Spent 2021 season at Lackawanna College, where he was one of top offensive performers...Averaged over 19 yards per catch in 2021...Hauled in 24 receptions for 472 yards with nine touchdowns... Chose Miami out of Lackawanna over offers from Florida state, Tennessee, Penn State, Virginia Tech and Pittsburgh, among others.

High School: Multi-sport athlete at Binghamton...Standout wide receiver for Patriots...Scored 14 touchdowns in eight games in final season...Became Section 4's first-team Class AA all-state pick in four years.

YOUNG CAREER STATS

RECEIVING

YEAR	GP-GS	REC	YDS	AVG	TD	LG
2022	9-5	32	367	11.5	5	71
Career	9-5	32	367	11.5	5	71



MARIO CRISTOBAL

Head Coach (12th Season) | 67-67 (.500) | Second Season at Miami (23rd Overall)

Mario Cristobal, who helped lead the University of Miami to two national championships in 1989 and 1991 as a standout offensive lineman, was named the University's 26th football head coach in December 2021 by University of Miami president Dr. Julio Frenk. He is entering his second season as Miami's head coach in 2023.

One of college football's most highly regarded coaches, Cristobal returned to his alma mater after leading the University of Oregon to three straight Pac-12 Conference championship game appearances and two Pac-12 titles. He was the only coach in the nation whose team has played in a Power Five conference championship game in each of the past three seasons before joining his alma mater.

Cristobal brought more than 20 years of FBS coaching experience to Coral Gables, including 10 as a head coach. He compiled a 35-13 record at Oregon, leading the Ducks to consecutive Pac-12 titles in 2019 and 2020. Oregon advanced to three straight conference championship games from 2019 to 2021 and earned bowl-game appearances in each of Cristobal's seasons in Eugene, highlighted by a Rose Bowl victory that capped a 12-win season and No. 5 ranking in the final Associated Press and AFCA Coaches polls in 2019. Cristobal was named the Associated Press Pac-12 Coach of the Year for his efforts that season.

Over Cristobal's four seasons in Eugene, Oregon players earned 44 all-conference selections and 13 players were selected in the NFL Draft, including first-round selections in each of the past two drafts. During his tenure as both an assistant and head coach at Oregon, two players—Noah Sewell

and Kayvon Thibodeaux—earned Pac-12 Defensive Freshman of the Year honors, and three players—Thibodeaux, Penei Sewell, and Tyrell Crosby—earned the Morris Trophy, awarded to the Pac-12's best offensive and defensive linemen. Cristobal served as Oregon's co-offensive coordinator, run-game coordinator, and offensive line coach during the 2017 season before being elevated to head coach.

Cristobal's national title-winning pedigree isn't limited to his time as a player. At Alabama, where he served as assistant head coach, offensive line coach, and recruiting coordinator, he helped lead the Crimson Tide to the national championship in 2015 and a runner-up finish the following season. During his four years in Tuscaloosa, from 2013 to 2016, five Alabama offensive linemen were selected in the NFL Draft and, with Cristobal's tutelage, the 2015 offensive line unit won the inaugural Joe Moore Award, given to the most outstanding offensive line unit in the nation.





Considered one of the country's elite recruiters and evaluators of talent, Cristobal, during his tenures at both Alabama and Oregon, helped assemble national top-15 recruiting classes eight straight years, with seven of those classes rated in the top 10. The 2018 class at Alabama produced three NFL first-round draft picks. At Oregon, he constructed the Pac-12's top-rated recruiting classes in 2019, 2020, and 2021.

Cristobal's move to Miami brings his coaching career full circle. A son of South Florida who played prep football at nearby Christopher Columbus High School, he launched his coaching career as a graduate assistant coach at Miami from 1998 to 2000 under head coach Butch Davis. He served as an assistant coach at Rutgers from 2001 to 2003 and then returned to Miami as an assistant coach from 2004 to 2006 under head coach Larry Coker.

In 2007, Cristobal was named head coach at Florida International University, becoming the first Cuban American head coach in FBS history. He inherited a struggling FIU program that had been winless the year before his arrival and, in just his fourth season, led it to the Sun Belt Conference title and a bowl-game victory. That season, 2010, he was named Sun Belt Coach of the Year. In total, he coached six seasons at FIU, from 2007 to 2012.

Cristobal, who played his Hurricanes career under coaches Jimmy Johnson and Dennis Erickson, was an All-Big East selection in 1992. He is a double-alumnus of the University of Miami, earning a bachelor's degree in business administration and a master's degree from the University. Cristobal was born in Miami on Sept. 24, 1970. He and his wife, Jessica, married in June 2006 and are the parents of two sons, Mario Mateo and Rocco.





THE CRISTOBAL FILE

Hometown: Miami, Fla.

College: Miami, 1993

Birthdate: September 24, 1970

Wife: Jessica

Children: Mario Mateo, Rocco

Miami (Graduate Assistant), 1998-2000

Rutgers (Offensive Tackles / Tight Ends), 2001-2002

Rutgers (Offensive Line), 2003

Miami (Tight Ends), 2004-2005

Miami (Offensive Line), 2006

FIU (Head Coach), 2007-2012

Alabama (Assistant Head Coach / Offensive Line), 2013-2016

Oregon (Co-Offensive Coordinator / Offensive Line), 2017

Oregon (Head Coach) - 2018-2021

Miami (Head Coach) - 2022 -





SHANNON DAWSON

Offensive Coordinator / Quarterbacks | First Season at Miami (22nd Overall)



DAWSON FILE

Hometown: Clinton, La.

College: Wingate, 2001

Birthdate: August 9, 1977

Wife: Chelsea

Children: Acelyn, Baker

Coaching Career

2023	Miami
Offensive Coordinator / Quarterbacks	
2020-2022	Houston
Passing Game Coordinator / Quarterbacks	
2019	Houston
Tight Ends	
2016-18	Southern Miss
Offensive Coordinator / Quarterbacks	
2015	Kentucky
Offensive Coordinator / Quarterbacks	
2013-14	West Virginia
Offensive Coordinator / Quarterbacks	
2012	West Virginia
Offensive Coordinator / Wide Receivers	
2011	West Virginia
Inside Receivers	
2008-10	Stephen F. Austin
Offensive Coordinator / Quarterbacks	
2006-07	Millsaps
Offensive Coordinator / Quarterbacks	
2005	New Mexico State
Graduate Assistant	
2004	Southeastern Louisiana
Running Backs	
2003	Southeastern Louisiana
Offensive Quality Control	
2002	Wingate
Wide Receivers	

Shannon Dawson is in his first season as the Hurricanes' offensive coordinator in 2023.

Dawson, who was named offensive coordinator / quarterbacks coach at Miami in February 2023, spent the past four seasons at the University of Houston, including the last three as offensive coordinator and quarterbacks coach. He joined the program as tight ends coach at Houston in January 2019 after three seasons as offensive coordinator at Southern Miss.

In Dawson's three seasons as quarterbacks coach with the Cougars (2020-22), Houston quarterbacks combined to throw 87 touchdown passes (13th nationally) behind a 65.3 completion percentage (19th nationally) and 10,008 passing yards (21st nationally). Dawson tutored signal caller Clayton Tune to a record-setting career. In 2022, Tune set the American Athletic Conference single-season touchdown passes record (40). The first-team all-conference honoree ranked third nationally in passing touchdowns, third in total offense (355.2) and fifth in passing yards per game (313.4).

Dawson's Cougars ranked eighth nationally in passing offense (314.0) in 2022. Houston wide receiver Nathaniel Dell led the nation in receiving touchdowns (17) and receiving yards (1,398) while Matthew Golden set a Houston true freshman record with seven receiving touchdowns. Houston ranked 15th nationally in scoring offense (35.6), 22nd in first downs offense (314), 23rd in passing offense (271.6) and 25th in red zone offense (.891).

In his final year at Southern Miss (2018), Dawson helped guide the Golden Eagles as the No. 3 team nationally in completion percentage, completing 69.2 percent of their passes. Sophomore quarterback Jack Abraham ranked third in the league and 22nd nationally with an average of 260.8 passing yards per game while leading the nation with a completion percentage of 73.1 percent and ranking fourth nationally with 24.8 completions per game.

His efforts also helped former Golden Eagle Ito Smith become just the 10th running back in FBS history to rush for over 4,000 yards and collect at least 1,000 receiving yards.

In his first season with Golden Eagles, Dawson mentored Nick Mullens in his senior season, who ended his career first in passing yards and touchdowns thrown. Mullens signed a free-agent contract with the San Francisco 49ers heading into this season. Southern Miss also set a school record for total offensive yards in a game with 702 against Rice.

Dawson also helped build some of the nation's most prolific offenses at West Virginia, where he spent four seasons, including his last three as offensive coordinator. In his last season in Morgantown, WVU ranked 12th in the nation in total offense, averaging 499.8 yards per game, and was ninth nationally in passing offense at 317 yards per contest.

A native of Clinton, La., Dawson played his college football at Wingate (N.C.) University as a quarterback and wide receiver. He began his coaching career as receivers coach at his alma mater in 2002. Dawson linked up with former Kentucky head coach Hal Mumme in 2003-04 to help revive a program at Southeastern Louisiana that had been dormant for 17 years. He also coached with Mumme at New Mexico State in 2005.

Dawson went to Millsaps College as offensive coordinator and quarterbacks coach in 2006-07.

Dawson moved to Stephen F. Austin University as offensive coordinator and quarterbacks coach from 2008-10. SFA won or shared the Southland Conference championship the next two seasons, advancing to the Football Championship Subdivision playoffs both years.

Dawson and his wife, Chelsea, have two daughters, Acelyn and Baker.



LANCE GUIDRY

Defensive Coordinator | First Season at Miami (30th Overall)



GUIDRY FILE

Hometown: Welsh, La.

College: McNeese State, 1995

Birthdate: March 25, 1971

Wife: Starlet

Children: Janzen, Madison, Alexis and Kaitlyn

Coaching Career

2023	Miami Defensive Coordinator
2021-22	Marshall Defensive Coordinator / Safeties
2020	FAU Safeties
2019	Southeastern Louisiana Defensive Coordinator
2016-18	McNeese State Head Coach
2013-15	McNeese State Assistant Head Coach / Defensive Coordinator
2011-12	Western Kentucky Defensive Coordinator
2009-10	Miami (Ohio) Defensive Backs
2008	McNeese State Defensive Backs
2005-07	Carencro High School (La.) Head Coach
2002-03	McNeese State Defensive Coordinator / Defensive Backs
2000-01	McNeese State Defensive Backs
1997-99	Carencro High School (La.) Defensive Coordinator
1995-96	Leesville High School (La.) Defensive Coordinator
1994	McNeese State Graduate Assistant

Lance Guidry is in his first season as the Hurricanes' defensive coordinator in 2023.

Guidry, who was named defensive coordinator at Miami in February 2023, spent the past two seasons as the defensive coordinator and safeties coach at Marshall University, where his defenses proved to be among the nation's elite units. Marshall's defense ranked in the top five nationally in FBS in several key statistics, including third down defense (first), stop rate (second), pass efficiency defense (third), defensive efficiency (third), yards per play (third), turnovers gained (fifth) and rushing defense (fifth).

In a dominant 2022 campaign, the Thundering Herd also finished the season ranked sixth in scoring defense (16.0) and passes intercepted (18), eighth in total defense (294.5), ninth in first down defense (200), 12th in defensive touchdowns (3), 16th in team sacks (2.92), 19th in red zone defense (76.7) and 22nd tackles for loss (6.9) and fumbles recovered (11).

In his first season in the position with the Thundering Herd in 2021, Guidry's defensive squad led the conference and placed among the top 30 nationally in passing efficiency defense (12th - 117.56), sacks (18th - 3.08) and tackles for loss (30th - 6.6). Nine of the team's defensive players were recognized by the C-USA in their end of the season awards.

Prior to arriving at Marshall, Guidry spent a year working as the safeties coach at FAU in 2020. Guidry, who spent the 2019 season at Southeastern Louisiana, served six seasons for McNeese State, his alma mater, the last three as the head coach of the Cowboys.

All told, Guidry spent 12 seasons at McNeese State during which the team compiled a 98-45 overall record, including a 60-24 mark in Southland Conference play.

Guidry was part of McNeese staffs that helped the Cowboys to four Southland Conference championships and six appearances in the FCS playoffs, including a trip to the 2002 FCS championship game.

Guidry's consistently dominant defense were highlighted by his units in both the 2015 and 2017 seasons. The 2017 Cowboys led the nation and set a new Southland record with 54.5 rushing yards per game allowed - the seventh-lowest average allowed in FCS history. Guidry's 2017 McNeese defense propelled the Cowboys to a 9-2 record, ranking in the top 10 nationally in third down conversion defense (1stt - 23.8), first downs allowed (2nd - 150), defensive touchdowns (3rd- 5), total defense (5th - 262.5 ypg.), red zone defense (6th - 63.0 percent), turnovers forced (6th - 26), interceptions (7th - 16) and tackles for loss per game (9th - 8.2). That season, the Cowboys held five teams without an offensive touchdown, including Southeastern Louisiana in a 13-3 McNeese victory in Lake Charles. That year's Lions' offense averaged 428.1 total yards, 283.1 rushing yards and 34.8 points per game. In 2015, McNeese won the Southland Conference title and finished with a perfect regular season record.

Prior to his stint at McNeese, Guidry was the defensive coordinator for two seasons at WKU and served as the interim coach for the Hilltoppers in the Little Caesars Pizza Bowl - the program's first bowl appearance. His 2012 defense led the Sun Belt Conference in total defense, sacks, pass defense efficiency and first downs allowed. Before coaching at WKU, Guidry was defensive backs coach at Miami (Ohio) for two seasons. The 2010 RedHawks were 10-4 and won the GoDaddy.com Bowl over Middle Tennessee, 35-21, with Guidry serving as interim head coach.

Guidry also had local high school coaching stops at Leesville and Carencro High School. A 1995 McNeese graduate and two-time All-Conference strong safety, Guidry helped McNeese to a pair of conference titles and playoff appearances during his collegiate playing career (1990-93).

Guidry and his wife, Starlet, have four children: Janzen, Madison, Alexis and Kaitlyn.



JAHMILE ADDAE

Secondary | Second Season at Miami (16th Overall)



ADDAE FILE

Hometown: Valrico, Fla.

College: West Virginia, 1996

Birthdate: May 30, 1984

Wife: Maryann

Children: Agyeman, Ayden, Amaree

Coaching Career

2022-23	Miami Secondary
2021	Georgia Secondary
2020	West Virginia Cornerbacks
2019	West Virginia Defensive Secondary
2018	Minnesota Defensive Backs
2016-17	Arizona Defensive Backs
2013-15	Arizona Defensive Analyst
2010-11	Cincinnati Running Backs
2008-09	Michigan Graduate Assistant

Jahmile Addae is in his second season as a member of the Miami Hurricanes Football coaching staff, where he serves as secondary coach.

Addae arrived in Coral Gables after spending the 2021 season in a similar capacity at Georgia, where he helped guide the Bulldogs to a national championship. Addae, who was ranked the second-best recruiter in the country during the 2022 cycle by 247Sports.com, led a secondary that ranked among the nation's elite in nearly every category.

In his first season with the Hurricanes in 2022, Addae helped coach eventual NFL Draft picks Tyrique Stevenson (second round) and DJ Ivey (seventh round) to strong final campaigns.

Addae's secondary ranked No. 13 in the nation in pass defense in 2021, allowing just 190 passing yards per game. The Bulldogs ranked second nationally in passing efficiency defense and picked off 16 passes, which was the eighth-best mark in the country.

In addition, the Bulldogs were No. 1 in scoring defense, No. 1 in red zone defense and No. 2 in total defense.

A native of Valrico, Fla., Jahmile in 2020 led a passing defense at West Virginia that ranked first nationally in Fewest Passing Yards Allowed at 159.6 yards per game. The Mountaineers, who capped their season by beating Army in the AutoZone Liberty Bowl, finished fourth in the country in Total Defense (283.5 y/g) and tallied 11 interceptions that they returned 112 yards.

In his first year at WVU, he coached two All-Big 12 Conference selections in Keith Washington II and Josh Norwood and freshman All-American Tykee Smith. Washington II finished with a team-leading three interceptions and a team-tying nine pass breakups for 12 passes defended, ranking No. 23 nationally. Hakeem Bailey tied Washington II for the team lead with nine pass breakups, ranking No. 9 in the Big 12. Smith was second on the team in interceptions with two, including one he returned for a touchdown against Iowa State.

A former Mountaineer all-conference safety, Addae returned to WVU in January 2019, after serving as the defensive backs coach and assisting with several special teams' phases at Minnesota in 2018. His punt return unit finished No. 1 in the nation (22.3 yards per return), punt return defense was No. 2 (1.11 y/r) and the kickoff return unit finished No. 26 nationally (23.4 y/r).

Prior to Minnesota, Addae spent five years at Arizona, coaching the defensive backs in 2016-17 and serving as an analyst from 2013-15. Addae developed a youthful defensive secondary into some of the team's top performers.

In 2010-11, Addae was the running backs coach at Cincinnati. Addae was recognized by Rivals.com as one of the top-10 recruiters in the Big East Conference. Before coaching the Bearcats, Addae served as Cincinnati's Director of Player Development. He also managed many of the team's off-the-field responsibilities, including the Cats In The Community program.

Prior to his time at Cincinnati, he was a defensive graduate assistant at Michigan, where he worked with the Wolverines' secondary and scout team offense. After graduating from WVU in 2006, Addae was a graduate assistant in the football video department at West Virginia. Addae was a four-year starter, two-time captain and two-time All-Big East defensive back for the Mountaineers.

Addae, who is tied for the WVU record for most pass breakups in a game (five, Rutgers, 2002), finished his WVU career with 253 tackles, including 152 solo stops and 25 pass breakups, ranking No. 5 in program history. He also ranks No. 3 in single-season pass breakups with 16 during the 2002 season. Addae was selected for the Senior Bowl in 2006 and participated in the NFL Combine. He signed a free agent contract with his hometown Tampa Bay Buccaneers in 2006 and spent the end of the season with the Indianapolis Colts.

Addae, and his wife, Maryann, have three sons, Agyeman, Ayden and Amaree.



KEVIN BEARD

Wide Receivers | Third Season at Miami (14th Overall)



BEARD FILE

Hometown: Plantation, Fla.

College: Miami, 2003

Birthdate: January 20, 1981

Wife: Nordea

Children: Kevin, Jr., Justin, Moriah

Coaching Career

2023	Miami Wide Receivers
2019-22	Toledo Wide Receivers
2018	Toledo Director of Player Personnel
2017	Tennessee Wide Receivers
2016	Georgia Quality Control Analyst
2015	Miami Wide Receivers
2014	Miami Assistant Director of Football Operations
2010-13	University School (Fla.) Wide Receivers

Kevin Beard is in his first season as Hurricanes' wide receivers coach in 2023.

Beard returned to his alma mater after five seasons at Toledo University, including the last four as the program's wide receivers coach. He previously served on the Rockets' coaching staff as the director of player personnel and assistant recruiting coordinator in 2018.

Beard, who graduated from Miami in 2003 after a standout career as a Hurricanes wide receiver, previously worked at Miami in 2014 and 2015. Beard spent the 2014 campaign as the program's assistant director of football operations and the 2015 season as Miami's wide receivers coach / passing game coordinator.

In 2022, Beard coached a receivers group led by second-team All-MAC selection Jerjuan Newton. The sophomore caught 53 passes for 830 yards and nine touchdowns. In addition, junior Devin Maddox made 39 catches for 548 yards and three touchdowns while sophomore DeMeer Blankumsee caught 41 passes for 512 yards and three scores.

Beard was ranked as the No. 5 recruiter in the Mid-American Conference for the Class of 2022 by 247 Sports.

In 2021, Beard led a receivers room that featured Maddox (41 receptions) and junior Isaiah Winstead (38 receptions). The receiving corps was deep, as seven Rocket wide receivers caught at least 13 passes.

In 2020, Beard coached a receivers unit that featured six receivers who caught at least 12 passes. Leading the way was Winstead, who hauled in 25 receptions and earned third-team All-MAC honors.

In 2019, Beard coached Bryce Mitchell to an All-MAC season in which he caught 35 passes for 679 yards and four touchdowns. In addition to Mitchell, senior Desmond Phillips and junior Danzel McKinley-Lewis both caught at least 35 passes and averaged over 10 yards per reception.

Prior to coming to Toledo, Beard was the wide receivers coach at the University of Tennessee in 2017. He began his coaching

career in the high school ranks, working with wide receivers as an assistant from 2010-13 at University High School in Davie, Fla.

He returned to his alma mater in 2014, where he accepted a position as the assistant director of football operations. A year later, he was named the Hurricanes' wide receivers coach and passing game coordinator. In 2016, Beard was hired by Georgia as the quality control coach for wide receivers.

Beard was a wide receiver at the University of Miami (Fla.) from 1999-2003, playing a key role on the Hurricanes' 2001 national championship team.

He caught 25 passes for 409 yards in 2001, including four receptions for 41 yards in Miami's win over Nebraska in the 2002 Rose Bowl. Beard totaled over 900 receiving yards and nine touchdowns in his career, and served as a captain on the 2003 Miami team that went 11-2 and won the 2004 Orange Bowl. Beard enjoyed a four-year professional career in the Arena Football League before embarking on a career in coaching.

Beard graduated from Miami in 2003 with a degree in liberal arts and a minor in sociology. He and his wife Nordea have three children, Kevin Jr., Justin and Moriah.



TIM HARRIS, JR.

Running Backs | First Season at Miami (15th Overall)



HARRIS, JR. FILE

Hometown: Miami, Fla.

College: Miami, 2008

Birthdate: October 11, 1985

Wife: Nicolette

Children: Timothy

Coaching Career

2023	Miami Running Backs
2022	UCF Assistant Head Coach / Co-Offensive Coordinator / Running Backs
2021	UCF Co-Offensive Coordinator / Running Backs
2015-20	FIU Running Backs
2014	Booker T. Washington High School (Fla.) Head Coach
2009-13	Booker T. Washington High School (Fla.) Offensive Coordinator

Tim Harris, Jr., is in his first season as the Hurricanes' running backs coach in 2023.

Harris arrives back at his alma mater after spending the past two seasons at UCF, including the 2022 season as the team's assistant head coach / co-offensive coordinator and running backs coach. Under Harris' direction in 2022, a dominant running attack helped the Knights lead the American Athletic Conference in total yards per contest, ranking 16th in the country in that category.

UCF ranked ninth nationally in rushing at 228.4 yards per game in 2022—led by veteran Isaiah Bowser. Harris also coached RJ Harvey (118 for 796, 5 TDs) as well as Johnny Richardson (54 for 370). Richardson paced the Knights with a gaudy 6.9-yards-per-carry mark, with Harvey right behind at 6.7.

Harris, an integral part of FIU's football success the previous half-dozen years (2015-20) as running back coach and eventually offensive coordinator and play-caller, was named co-offensive coordinator and running back coach at UCF on Feb. 21, 2021.

In 2020, Harris tutored a Florida International running attack led by Phil Steele third-team all-league selection D'vonte Price, the league leader in rush yards per carry (6.84). Price also ranked 11th in the nation for rush yards per game after averaging 116.2 yards per contest. He finished over the century mark for rushing in all but one game in 2020, earning a career-high 178 yards against Florida Atlantic.

During the 2018 season, Harris developed his unit into one of the most productive ground attacks in Conference USA and one of the most successful in program history. FIU broke the school's single-season records for rushing TDs (27) and rush yards per carry (4.8).

The 2017 season was a banner year for the Panther offense, with Florida International amassing 5,100 total yards to come 37 yards shy of setting a program record. Florida International scored 333 points in 2017, second in program history for a

single season. The Panthers were masters at moving the chains as well, with Florida International setting a school record for first downs (269) in a season. Florida International also ranked first in the NCAA for red-zone offense after scoring on 40 of 41 attempts (97.6%).

Harris came to Florida International after one year as the head coach of Booker T. Washington (Florida) High School in 2014. In his first season as head coach, the Florida Class 4A Coach of the Year (and son of longtime legendary Washington coach and 2012 and 2013 Florida Dairy Farmers Coach of the Year Tim "Ice" Harris) led the Tornadoes to their second-straight 14-0 record, their third-straight Florida 4A state title and a No. 2 final national ranking (USA Today). The Tornadoes capped the title run with a 54-35 state championship win over Jacksonville Bolles.

Harris Jr. was named the 2014 Florida Dairy Farmers Football Coach of the Year, the 2014 Miami Dolphins George Smith South Florida High School Football Coach of the Year, the 2014 NIKE Football State Coach of the Year and a finalist for the 2014 U.S. Army All-American National Coach of the Year.

Prior to taking over the reins in 2014, Harris was the offensive coordinator for the Tornadoes for five seasons. During that time, he also coached wide receivers and quarterbacks. In 2013, Harris helped Booker T. Washington win the 2013 national championship, averaging 41.9 points per game. He also served as the Tornadoes' head track and field coach from 2010-2014.

Harris was a four-time NCAA All-American in the 800 meters and six-time (indoors and outdoors) Atlantic Coast Conference champion in the 800 for the University of Miami track and field team. A 2022 inductee into the University of Miami Sports Hall of Fame, Harris's time of 1:47.99 is still third in program history when it comes to the 800.

Harris and his wife Nicolette are parents of a son, Timothy.



ALEX MIRABAL

Assistant Head Coach / Offensive Line | Second Season at Miami (17th Overall)



MIRABAL FILE

Hometown: Miami, Fla.

College: FIU, 1993

Birthdate: April 2, 1970

Wife: Berta

Children: Alejandro, Nicolas

Coaching Career

2022-23 Miami
Assistant Head Coach / Offensive Line

2018-20 Oregon
Associate Head Coach / Offensive Line

2013-17 Marshall
Offensive Line

2010-12 FIU
Assistant Head Coach / Offensive Line

2007-09 FIU
Assistant Head Coach / Tight Ends

1997-2001 Christopher Columbus H.S.
Offensive Line

1996-1997 Christopher Columbus H.S.
Running Backs

Alex Mirabal is in his second season as a member of the Miami Hurricanes Football coaching staff, where he serves as assistant head coach and offensive line coach.

Mirabal, a high school teammate of head coach Mario Cristobal, has been the one constant on the staff during Cristobal's career as a head coach. Mirabal came to Miami after spending the previous four years on Cristobal's staff as offensive line coach at Oregon from 2018-2021. Prior to the 2021 season, Mirabal added the title of associate head coach / offense to his duties coaching the offensive line.

During eight of his 11 full seasons as head coach entering his tenure at Miami, Cristobal has entrusted Mirabal with the development of the offensive line. For the first six years of Cristobal's head coaching career, Mirabal served as his assistant head coach.

In Mirabal's time at Oregon, the offensive line was the driving force behind Oregon's offensive success. The Ducks rushed for 203.2 yards per game in 2021 - ranked No. 24 in the nation - and had 200-plus rush yards on seven occasions, including two 300-yard games

Mirabal was instrumental in Oregon's success on the recruiting trail over his time there. During the 2021 cycle, Mirabal earned recognition as one of the top 25 recruiters in the country while helping Oregon to an all-time best No. 3 class ranking by Rivals.

Mirabal's success has not only been limited to the recruiting space, but also in player development, where he has thrived throughout his career. In 2019, Oregon offensive tackle Penei Sewell won the Outland Trophy as the nation's top lineman and was a consensus All-American for an offensive line that helped lead the Ducks to a Rose Bowl championship. In 2019, a year when Oregon won the Pac-12 Championship and the Rose Bowl while finishing 12-2, the Ducks' offensive line was one of four finalists for the Joe Moore Award, which honors the nation's most outstanding unit in college football.

Mirabal coached four players in his time at Oregon who earned All-America honors, including Sewell. Oregon's left tackle, Sewell joined LaMichael James (2010) and Marcus Mariota (2014) as the only Oregon players to be unanimous first-team All-Americans. Sewell also claimed freshman All-America recognition in 2018 from USA Today and 247Sports. Following the 2019 season, Mirabal saw four of his Ducks' offensive linemen move on to the NFL.

In between his stints with Cristobal, Mirabal put together a successful five-year run at Marshall as the Thundering Herd's offensive line coach. Prior to reuniting with Cristobal in Eugene, Mirabal had a league-leading eight first or second-team All-Conference USA selections on the offensive line from 2013 to 2017 at Marshall, helping pave the way for the Thundering Herd to put together a 44-22 record.

Mirabal served as the assistant head coach for six years at FIU under Cristobal, working with the offensive line his final three years following three seasons coaching tight ends.

In 2012, FIU offensive linemen Caylin Hauptmann and Rupert Bryan Jr. were named second-team and third-team All-Sun Belt Conference selections, respectively, by Phil Steele. During FIU's impressive two-year run in 2010 and 2011, Mirabal's offensive line was regarded as one of the best in the Sun Belt, allowing just 20 and 15 sacks in successive seasons.

A long-time Miami-Dade high school football coach, Mirabal taught and coached around south Florida starting in 1993 all the way up to his arrival at FIU.

He helped lead Miami's Christopher Columbus High School to three district championships.

Mirabal began his coaching career at Christopher Columbus High School by taking on a variety of roles. Mirabal and his wife, Berta, have two sons - Alejandro and Nicolas.



DEREK NICHOLSON

Linebackers | First Season at Miami (13th Overall)



NICHOLSON FILE

Hometown: Winston-Salem, N.C.

College: Florida State, 2009

Birthdate: November 30, 1986

Wife: Onnie

Children: Alana, Dace, Amaya

Coaching Career

2023	Miami Linebackers
2020-22	Louisville Inside Linebackers
2018-19	Southern Miss Co-Defensive Coordinator / Linebackers
2016-17	Southern Miss Defensive Line
2015	Alcorn State Defensive Line
2014	Louisville Outside Linebackers / Defensive Ends
2013	Akron Linebackers

Derek Nicholson is in his first year as the Hurricanes' linebackers coach in 2023.

Nicholson spent the past three seasons as linebackers coach at Louisville, where he helped elevate the Cardinals' defense. This past season, Nicholson helped guide Momo Sanogo to All-ACC honors after finishing with 86 tackles and 8.5 TFLs. Nicholson also tutored linebacker C.J. Avery to lead the team in tackles in each of his first two seasons, and saw the linebacker earn all-ACC honorable mention honors in 2021.

Nicholson made an immediate impact at the inside linebacker position in his first year on the Cardinals staff. He guided Monty Montgomery to his best season, leading the team in sacks for the second consecutive season, while his counterpart Dorian Etheridge inked a contract with the Atlanta Falcons following the year.

Nicholson arrived back in Louisville in 2020 after spending four seasons at Southern Mississippi - two seasons coaching the defensive line and two serving as the co-defensive coordinator and linebackers coach. A native of Winston-Salem, N.C., Nicholson assisted with a defense that led Conference USA and finished 18th nationally in rushing defense. The Golden Eagles finished third in the league and 37th in the country in total defense in helping the team earn an appearance in the Armed Forces Bowl.

Under Nicholson's tutelage, linebacker Hayes Maple was named to the Conference USA all-Freshman squad after finishing with 31 tackles and 2.5 tackles for loss. With Nicholson coaching the linebackers in 2018, the Golden Eagles established themselves as one of the nation's top defenses, finishing third in total defense, sixth in rushing defense, 11th in passing defense and 19th in scoring defense. Two of his linebackers, Racheem Boothe and Sherrod Ruff, were named Conference USA honorable mention.

Before joining the Southern Mississippi staff, Nicholson spent one season tutoring the defensive line at Alcorn State, leading the team to a Southwestern Athletic Conference title and working with a defense that finished fourth in the country

in sacks and fifth in tackles for loss. Four of his defensive linemen registered seven or more sacks.

He spent 2014 at Louisville, coaching outside linebackers/defensive ends on a defense that ranked fifth in the country in total defense, lead the nation in interceptions, were ninth in total sacks and fourth in rush defense.

Nicholson worked one season at Akron, coaching linebackers in 2013, developing a pair linebackers that earned first and third team Mid-American Conference honors. It marked the first time since 2010 that Akron placed a first-team linebacker, and the first time since 2001 that the Zips had multiple linebackers on the All-Conference team.

He began his coaching career in 2011, coaching high school football in both North Carolina and Florida.

A standout linebacker at Florida State, Nicholson finished his career with 207 tackles, 25.5 tackles for loss, 3.0 sacks, two defensive touchdowns, and was named to the Butkus Award and Chuck Bednarik Watch Lists in 2008. Nicholson led the Seminoles in tackles for two consecutive seasons, recording 99 in 2007 and 81 during the 2008 campaign. He recorded 15.5 tackles for loss in one season in 2008, which ranked him tied for 10th in FSU history. He also scored two defensive touchdowns in one season, and finished ranked fourth best all time in one season at FSU as a defender. In 2008, he garnered All-ACC honors and was a member of the All-ACC academic team during the 2007 and 2008 seasons.

Nicholson earned his undergraduate degree in sport management in just three years while at FSU. He was an undrafted free agent signee by the Atlanta Falcons and played for them in 2009 before a career-ending knee injury.

Nicholson and his wife, Onnie, a former soccer athlete at Florida State and the USA National Team, have three children: Alana, Dace and Amaya.



JOE SALAVE'A

Associate Head Coach - Defense / Defensive Line / Defensive Run Game Coordinator
Second Season at Miami (15th Overall)



SALAVE'A FILE

Hometown: Leone, American Samoa

College: Arizona, 1997

Birthdate: March 23, 1975

Wife: Josephine

Children: Katalina, Joseph

Coaching Career

2022-23 Miami

Defensive Line Coach / Associate Head
Coach - Defense / Def. Run Game Coordinator

2018-21 Oregon

Associate Head Coach - Defense /
Co-Defensive Coordinator / Defensive Line

2017 Oregon

Associate Head Coach / Defensive Line

2015-16 Washington State

Assistant Head Coach / Defensive Line

2012-14 Washington State

Defensive Line

2011 Arizona

Defensive Line

2008-09 San Jose State

Defensive Line

Joe Salave'a is in his second season as a member of the Miami Hurricanes Football coaching staff, where he serves as defensive line coach, associate head coach (defense) and defensive run game coordinator.

Salave'a arrived in Miami after spending the previous four seasons working in a similar capacity at the University of Oregon under head coach Mario Cristobal.

Salave'a and Cristobal both came to Oregon as assistant coaches in 2017, and when Cristobal was named head coach, Salave'a stayed with the program and added co-defensive coordinator and run-game coordinator to his title.

Salave'a spent the final four seasons of his time in Eugene as associate head coach. In his final season in 2021, two of Salave'a's top defensive linemen - Kayvon Thibodeaux and Brandon Dorlus - earned first-team Pac-12 recognition. Thibodeaux delivered a dominant three-year career in Eugene, becoming the program's first player in history on the defensive side of the ball to earn consensus All-American in his final season.

During his five seasons at Oregon, the Ducks' defense showed marked improvement. With Salave'a in charge, Oregon's defensive line increased its big play output significantly over the last four seasons. After having just 25 sacks in 2016, Oregon finished 2019 with 41 sacks. Oregon had 33 in 2017 and 29 in 2018, before increasing its total by 12 during its Pac-12 championship 2019 season.

Individually, Salave'a coached his second freshman All-American during the 2019 season. The Athletic, USA Today and 247Sports all named Thibodeaux a first-team freshman all-America pick, while the league's coaches named him the Pac-12 Conference Freshman Defensive Player of the Year. The Associated Press tabbed Thibodeaux as a first-team all-conference player.

Thibodeaux was the third Oregon defensive lineman to be named all-league under Salave'a's guidance. Jalen Jelks, a

seventh-round pick by the Dallas Cowboys in the 2019 NFL Draft, claimed first-team honors following the 2018 season and was a second-team pick after the 2017 season. Jordon Scott claimed all-league accolades in both 2018 and 2019, earning second-team honors by the AP in 2018 and honorable mention recognition from the league's coaches after both seasons. Senior Austin Faoliu made it four all-conference players coached by Salave'a when he claimed honorable mention honors in 2020 while Thibodeaux was earning first-team recognition from both the coaches and the AP.

A member of the Polynesian Football Hall of Fame and an eight-year NFL veteran, Salave'a spent five seasons at Washington State, working the first three as defensive line coach before adding assistant head coach to his title for his final two seasons with the Cougars.

Salave'a spent a season at his alma mater as the defensive line coach, joining the Wildcats in time for preparation for the 2010 Valero Alamo Bowl. Salave'a began his coaching career in 2008 at San Jose State.

Salave'a enjoyed an eight-year NFL career after the Tennessee Titans selected him out of Arizona in the fourth round of the 1998 NFL Draft. Salave'a spent five years with the Titans, split 2003 with the Baltimore Ravens and San Diego Chargers and finished his career with a three-year stint with the Washington Redskins before retiring after the 2006 season. Salave'a lettered at Arizona as a defensive tackle from 1994-97, earning first-team all-Pac-12 honors in 1997. A native of Leone, American Samoa, Salave'a has been one of the territory's foremost ambassadors, promoting the game among Samoan youth, including founding the Joe Salave'a Foundation in 2001 to help introduce the game and strengthen its appeal. The Polynesian Football Hall of Fame honored Salave'a with induction in 2019.

He and his wife, Josephine, have one daughter, Katalina Elizabeth, and one son, Joseph Fatuimoana Jr.



JASON TAYLOR

Defensive Line | Second Season at Miami (Seventh Overall)



TAYLOR FILE

Hometown: Pittsburgh, Penn.

College: Akron

Birthdate: September 1, 1974

Wife: Monica

Children: Isaiah, Mason, Zoe,
Jordan

Coaching Career

2023	Miami Defensive Line
2022	Miami Quality Control Analyst
2020-21	St. Thomas Aquinas High School (Fla.) Defensive Coordinator
2017-19	St. Thomas Aquinas High School (Fla.) Defensive Line

Jason Taylor is in his first season as the Hurricanes' defensive line coach in 2023.

Taylor, a Pro Football Hall of Famer, served as a defensive analyst for the Hurricanes in his first season with the program in 2022.

After one of the most dominant playing careers in NFL history, Taylor began his coaching career in the high school ranks at nearby St. Thomas Aquinas High School.

Taylor was defensive line coach at St. Thomas from 2017-2019 before serving as defensive coordinator for his final two seasons (2020-21).

A former NFL Defensive Player of the Year with the Miami Dolphins, Taylor was a six-time NFL Pro Bowl selection and was inducted into the Pro Football Hall of Fame in 2017 – his first year of eligibility.

Taylor earned a role as a starter early in his rookie season and tallied 5.0 sacks, 50 total tackles, two fumble recoveries and three passes defended. He logged these numbers despite missing three games due to a fractured forearm. His dominant play helped pave the way for the first of five straight postseason berths for Miami.

Taylor quickly became the anchor of the Dolphins' tough and aggressive defense. In 1998, he recorded nine sacks and a team-high four forced fumbles. Taylor earned the first of six career Pro Bowl invitations after the 2000 season when he recorded 14.5 sacks along with 68 total tackles, an interception, four fumble recoveries, a forced fumble and five passes defended. The effort earned Taylor team MVP honors and was the first of six seasons in which he logged double-digits in sacks.

Taylor, who led the league in sacks with 18.5 in 2002, enjoyed his finest season in 2006 when he was named the NFL's Defensive Player of the Year. That season, he terrorized offenses with 62 total tackles, a team-high 13.5 sacks, two interceptions returned for scores, 11 passes defended, 10 forced fumbles, and two fumble recoveries.

A three-time first-team All Pro (2000, 2002,

2006) recipient and a four-time All-AFC choice (2000, 2002, 2004, 2006), Taylor had brief stints with the Washington Redskins (2008) and New York Jets (2010).

Taylor was named to the NFL's All-Decade Team of the 2000s. Taylor finished his playing career with 775 career tackles, 139.5 career sacks and 46 forced fumbles.

Taylor, married to his wife Monica, has four children: Isaiah, Mason, Zoe and Jordan.



CODY WOODIEL

Tight Ends | Second Season at Miami (11th Overall)



WOODIEL FILE

Hometown: Hernando, Miss.

College: Troy, 2013

Birthdate: July 25, 1990

Wife: Lauren

Coaching Career

2023	Miami Tight Ends
2022	Miami Quality Control Analyst
2017-2021	Oregon Graduate Assistant
2014-16	Itawamba Community College Offensive Line
2013-14	Troy Graduate Assistant

Cody Woodiel is entering his first season as the Hurricanes' tight ends coach in 2023.

Woodiel, in his second year with the program, joined the Miami staff after serving three years at Oregon (2017-2020). Woodiel spent the 2022 season as an offensive analyst with the Hurricanes, where he helped coach tight end Will Mallory to a career year. Mallory, an All-ACC selection, was selected in by the Indianapolis Colts in the 2023 NFL Draft.

Woodiel joined head coach Mario Cristobal's staff in Oregon as an offensive graduate assistant coach in 2017, following three seasons as the offensive line coach at Itawamba Community College (Miss.). In 2016, Itawamba was third in the country (NJCAA) with 565 yards per game and 36.1 points per game. He was an offensive analyst in his final season with the Ducks.

Before joining Oregon from Itawamba, Woodiel was hired at Murray State as the offensive line coach and was there from December to March. Prior to his time at ICC, Woodiel spent two years as a graduate assistant at his alma mater, Troy University.

A native of Hernando, Miss., Woodiel split time between tackle, guard and tight end for two seasons at Troy (2011-12). He was selected to play in the Casino Del Sol all-star game after starting all 12 games and playing 800 snaps for the Trojans as a senior. That season, the Troy offensive line finished 25th in the NCAA, allowing just 1.25 sacks per game.

Woodiel earned his Bachelor of Science degree in education from Troy. He is married to his wife, Lauren.



AARON FELD

Strength & Conditioning Coordinator | Second Season at Miami (12th Overall)



FELD FILE

Hometown: Homewood, Ala.

College: Mississippi State, 2011

Birthdate: August 10, 1987

Wife: Brittany

Children: Buck

Coaching Career

2022-23 Miami
Head Strength & Conditioning Coordinator

2018-2021 Oregon
Head Strength & Conditioning Coordinator

2015-17 Georgia
Assistant Director of Strength & Conditioning

2014-15 North Alabama
Head Strength Coach

2013-14 Alabama
Volunteer Strength Coach

2012-13 UAB
Assistant Strength Coach

Aaron Feld is in his second season as a member of the Miami Hurricanes Football coaching staff, where he serves as strength & conditioning coordinator.

Feld arrives in Coral Gables after spending the previous four seasons working in the same capacity at the University of Oregon under head coach Mario Cristobal.

In Feld's four years in Eugene, the Ducks compiled a 35-12 overall record, won two Pac-12 Championships and won the 2020 Rose Bowl.

Feld arrived in Oregon from the University of Georgia, where he spent the previous three years as the assistant director of strength and conditioning while working with the Bulldogs' football program. Before working at Georgia,

Feld was the head strength coach at the University of North Alabama and a volunteer strength coach at the University of Alabama, where he worked with Cristobal.

Feld is a graduate of Mississippi State University and holds certifications from the National Strength and Conditioning Association and the Collegiate Strength and Conditioning Coaches Association.

He began his career at the University of Alabama at Birmingham, where he worked with both the football and women's basketball programs.

Feld and his wife, Brittany Burgess Feld, have a son, Buck.



JORGE BAEZ
PLAYER DEVELOPMENT



REGGIE BAIN
GRADUATE ASSISTANT



ALEJANDRO BENITES
VIDEO



ADAM BENNETT
ATHLETIC TRAINING



SEBRINA BEYER
FOOTBALL OPS




KARA BORDEN
RECRUITING



DAVID COONEY
ANALYST / OFFENSE



NATE CRUTCHFIELD
GRADUATE ASSISTANT



ADAM CURRY
FOOTBALL OPS



MAX DRISKO
ANALYST / OFFENSE



JEFF EATON
STRENGTH & COND.



MAX ELDER
ATHLETIC TRAINING



ISA FERRAS
ANALYST / SPEC. TEAMS



STEPHEN FIELD
RECRUITING



JUSTIN FITZPATRICK
CREATIVE



MICHAEL FORMAN
GRADUATE ASSISTANT



JOE GIRARDI
PHYS. THERAPY



MAC GOODE
GRADUATE ASSISTANT



ELI HEATLEY
CREATIVE



BRYAN HICKS
ATHLETIC TRAINING



ALONZO HIGHSMITH
GM/FOOTBALL OPS



LANDON HOEFER
ANALYST / OFFENSE



JIMMY HUNTER
FOOTBALL OPS



BENEDICK HYPOLITE
ANALYST / OFFENSE



VICTOR ISHMAEL
STRENGTH



SABBATH JOSEPH
ANALYST / DEFENSE



TIA JOSEPH
RECRUITING



DANNY KALTER
ANALYST / SPEC. TEAMS



KATIE KASSEL
NUTRITION



BRANDON LEBLANC
FOOTBALL OPS



MARWAN MAALOUF
ANALYST / SPEC. TEAMS



BAILEY MARASCH
CREATIVE



SYDNEY MILLER
CREATIVE




ALISON MITCHELL
ATHLETIC TRAINING



FABIAN MONCAYO
SPORTS SCIENCE



JUAN NAVARRO
ANALYST / DEFENSE



MIKAYLA OLIVEIRA
CREATIVE



EDWIN PATA
ANALYST / DEFENSE



RODNEY PRINCE
STRENGTH



ERIC RENAGHAN
SPORTS SCIENCE



MACKENZIE RIZZI
RECRUITING




ANDREW RODGERS
PERSONNEL



MIKE RUMPH
PERSONNEL



ZACH SCHABELL
FOOTBALL VIDEO



J.D. SCHEIB
FOOTBALL OPS



STEVEN SCHRUM
PERSONNEL




LANDON SIMPSON
PERSONNEL



DENNIS SMITH
EXECUTIVE
DIRECTOR



ROLAND SMITH
HIGH SCHOOL
RELATIONS



MARC ST. FELIX
ANALYST / DEFENSE



TODD STROUD
SENIOR FOOTBALL
ADVISOR



JAKE SWALLEY
ANALYST / DEFENSE



JOURDYN THOMPSON
ANALYST / OFFENSE



DONOVAN VARNER
ANALYST / OFFENSE



RYAN WALK
ANALYST / OFFENSE



ERVIN YOUNG
STRENGTH







2022: YEAR IN REVIEW

Team Results

	Date	Opponent		Score	Overall	Conf	Time	Attend
	09/03/2022	Bethune-Cookman	W	70-13	1-0	0-0	3:33	56795
	09/10/2022	Southern Miss.	W	30-7	2-0	0-0	6:18	46423
	09/17/2022	at Texas A&M	L	9-17	2-1	0-0	3:15	107245
	09/24/2022	Middle Tenn.	L	31-45	2-2	0-0	3:41	46713
*	10/08/2022	North Carolina	L	24-27	2-3	0-1	3:35	0
*	10/15/2022	at Virginia Tech	W	20-14	3-3	1-1	3:15	65632
*	10/22/2022	Duke	L	21-45	3-4	1-2	3:15	57421
*	10/29/2022	at Virginia	Wot4	14-12	4-4	2-2	3:30	43714
*	11/05/2022	Florida St.	L	3-45	4-5	2-3	3:16	66200
*	11/12/2022	at Georgia Tech	W	35-14	5-5	3-3	3:13	33857
*	11/19/2022	at Clemson	L	10-40	5-6	3-4	3:20	81340
*	11/26/2022	Pittsburgh	L	16-42	5-7	3-5	3:22	46428



2022: YEAR IN REVIEW

Date	Opponent	Rushing				Receiving				Passing				Kick Returns				Punt Returns				tot off
		no.	yds	td	lg	no.	yds	td	lg	cmp-att-int	yds	td	lg	no.	yds	td	lg	no.	yds	td	lg	
09/03/2022	Bethune-Cookman	42	305	7	26	20	281	2	52	20-23-0	281	2	52	3	184	0	72	1	0	0	0	586
09/10/2022	Southern Miss.	49	174	2	15	22	276	1	35	22-31-1	276	1	35	0	0	0	0	2	40	0	30	450
09/17/2022	at Texas A&M	36	175	0	20	21	217	0	29	21-41-0	217	0	29	0	0	0	0	2	-3	0	0	392
09/24/2022	Middle Tenn.	38	60	2	14	26	307	1	39	26-51-2	307	1	39	8	256	1	91	0	0	0	0	367
10/08/2022	North Carolina	24	42	0	9	42	496	3	41	42-57-1	496	3	41	5	115	0	27	1	6	0	6	538
10/15/2022	at Virginia Tech	28	107	0	19	29	342	2	37	29-46-0	342	2	37	0	0	0	0	2	13	0	18	449
10/22/2022	Duke	31	48	0	15	24	279	3	71	24-37-3	279	3	71	8	164	0	28	1	10	0	10	327
10/29/2022	at Virginia	38	147	0	18	15	125	0	23	15-32-0	125	0	23	2	54	0	34	3	49	0	18	272
11/05/2022	Florida St.	33	126	0	45	10	62	0	15	10-19-2	62	0	15	2	37	0	23	0	0	0	0	188
11/12/2022	at Georgia Tech	44	217	1	25	14	136	3	23	14-19-0	136	3	23	2	19	0	19	0	0	0	0	353
11/19/2022	at Clemson	24	30	0	40	9	68	1	27	9-18-1	68	1	27	2	58	0	37	0	0	0	0	98
11/26/2022	Pittsburgh	27	106	0	56	23	279	2	58	23-39-2	279	2	58	3	43	0	32	1	12	0	12	385
Miami (FL)		414	1537	12	56	255	2868	18	71	255-413-12	2868	18	71	35	930	1	91	13	127	0	30	4405
Opponents		426	1715	18	42	204	2792	20	98	204-335-14	2792	20	98	13	237	0	36	15	57	0	18	4512

Miami (FL) Averages

Games	Avg/ rush	Avg/ catch	Pass effic	KR avg	PR avg	All purpose avg/game	Total offense avg/game
12	3.7	11.2	128.6	26.6	9.8	466.5	367.1

Date	Opponent	ua	Tackles		Sacks		Fumble		Pass Defense		bldk	PAT attempts		off				
			a total	tfl-yds	no-yds	ff fr-yds	int-yds	qbh	brup	kick	rush	rcv	saf	t/o	pts			
09/03/2022	Bethune-Cookman	20	30	6.0-24	2-14	0	0-0	3-32	1	3	1	10-10	0	0	21	70		
09/10/2022	Southern Miss.	23	22	45	8.0-36	3-22	1	2-0	1-0	1	4	0	3-3	0	0	3	30	
09/17/2022	at Texas A&M	34	16	50	6.0-15	3-11	0	0-0	0-0	3	5	0	0-0	0	0	0	9	
09/24/2022	Middle Tenn.	27	30	57	6.0-16	2-9	0	0-0	1-0	0	0	0	4-4	0	0	3	31	
10/08/2022	North Carolina	43	18	61	9.0-28	5-22	0	0-0	2-1	1	4	0	3-3	0	0	3	24	
10/15/2022	at Virginia Tech	35	22	57	7.0-30	6-28	1	1-4	0-0	1	2	0	2-2	0	0	7	20	
10/22/2022	Duke	41	18	59	5.0-13	3-11	2	2-0	0-0	3	5	0	3-3	0	0	14	21	
10/29/2022	at Virginia	38	14	52	11.0-41	5-23	0	0-0	0-0	0	6	0	0-0	1	0	0	14	
11/05/2022	Florida St.	40	28	68	11.0-46	3-28	0	0-0	1-0	0	0	0	0-0	0	0	0	3	
11/12/2022	at Georgia Tech	34	28	62	9.0-16	2-4	0	0-0	4-9	2	4	0	5-5	0	0	14	35	
11/19/2022	at Clemson	56	24	80	6.0-24	3-21	3	2-27	1-0	3	5	0	1-1	0	0	0	10	
11/26/2022	Pittsburgh	35	24	59	0.0-0	0-0	2	1-0	1-4	1	3	0	1-1	0	0	0	16	
Miami (FL)		426	274	700	84.0-289	37-193	9	8-23	14-136	16	41	1	32-32	1	0	65	283	
Opponents		480	316	796	69.0-361	36-274	13	13-48	12-169	31	44	1	40-40	0	0	1	79	321

Date	Opponent	Punting										Field Goals				Kickoffs			
		no.	yds	avg	long	bldk	tb	fc	50+	i20	md-att	long	bldk	no.	yds	avg	tb	ob	
09/03/2022	Bethune-Cookman	0	0	0.0	0	0	0	0	0	0	0-0	0	0	11	715	65.0	10	0	
09/10/2022	Southern Miss.	4	178	44.5	53	0	0	2	1	2	3-3	48	0	7	445	63.6	5	0	
09/17/2022	at Texas A&M	3	147	49.0	50	0	0	0	1	1	3-5	34	1	4	260	65.0	2	0	
09/24/2022	Middle Tenn.	3	142	47.3	57	0	0	1	2	2	1-1	39	0	5	324	64.8	4	0	
10/08/2022	North Carolina	2	90	45.0	46	0	0	0	0	2	1-2	38	0	4	208	52.0	1	1	
10/15/2022	at Virginia Tech	7	312	44.6	58	0	1	0	1	4	2-2	28	0	5	324	64.8	4	0	
10/22/2022	Duke	2	92	46.0	48	0	0	1	0	1	0-0	0	0	4	255	63.8	3	0	
10/29/2022	at Virginia	8	308	38.5	48	0	1	5	0	5	4-4	42	0	1	65	65.0	1	0	
11/05/2022	Florida St.	6	282	47.0	59	0	0	1	2	1	1-1	49	0	2	130	65.0	2	0	
11/12/2022	at Georgia Tech	5	230	46.0	51	0	1	0	1	3	0-0	0	0	6	332	55.3	1	0	
11/19/2022	at Clemson	6	305	50.8	61	0	0	0	3	3	1-1	44	0	4	241	60.3	2	0	
11/26/2022	Pittsburgh	3	140	46.7	52	0	0	0	1	1	1-1	25	0	4	240	60.0	2	0	
Miami (FL)		49	2226	45.4	61	0	3	10	12	25	17-20	49	1	57	3539	62.1	37	1	
Opponents		56	2375	42.4	66	0	2	20	13	21	13-15	41	1	62	3730	60.2	25	0	



2022: YEAR IN REVIEW

Date	Opponent	Rushing				Receiving				Passing				Kick Returns				Punt Returns				tot
		no.	yds	td	lg	no.	yds	td	lg	cmp	att	yds	td	lg	no.	yds	td	lg	no.	yds	td	
09/03/2022	Bethune-Cookman	29	93	0	21	14	244	1	48	14-27-3	249	1	48	1	16	0	16	0	0	0	0	342
09/10/2022	Southern Miss.	23	34	0	11	16	207	1	36	16-27-1	207	1	36	2	27	0	15	1	2	0	2	241
09/17/2022	at Texas A&M	32	124	1	22	10	140	1	25	10-20-0	140	1	25	2	54	0	36	3	7	0	9	264
09/24/2022	Middle Tenn.	36	99	2	14	16	408	3	98	16-25-1	408	3	98	0	0	0	0	2	1	0	1	507
10/08/2022	North Carolina	43	161	1	33	19	309	2	74	19-28-2	309	2	74	1	36	0	36	0	0	0	0	470
10/15/2022	at Virginia Tech	30	78	1	17	21	179	1	27	21-33-0	179	1	27	1	13	0	13	1	-1	0	0	257
10/22/2022	Duke	42	200	4	31	13	136	1	21	13-25-0	136	1	21	1	16	0	16	0	0	0	0	336
10/29/2022	at Virginia	33	119	0	20	15	208	0	64	15-26-0	208	0	64	0	0	0	0	1	2	0	2	327
11/05/2022	Florida St.	49	229	3	42	13	225	3	65	13-16-1	225	3	65	0	0	0	0	1	6	0	6	454
11/12/2022	at Georgia Tech	27	129	0	23	24	234	2	42	24-43-4	234	2	42	3	30	0	14	0	0	0	0	363
11/19/2022	at Clemson	47	201	3	27	25	246	2	49	25-37-1	246	2	49	1	24	0	24	4	36	0	18	447
11/26/2022	Pittsburgh	35	248	3	37	18	256	3	66	18-28-1	256	3	66	1	21	0	21	2	4	0	3	504
Opponents		426	1715	18	42	204	2792	20	98	204-335-14	2797	20	98	13	237	0	36	15	57	0	18	4512
Miami (FL)		414	1537	12	56	255	2868	18	71	255-413-12	2868	18	71	35	930	1	91	13	127	0	30	4405

Opponents Averages

Games	Avg/ rush	Avg/ catch	Pass effc	KR avg	PR avg	All purpose avg/game	Total offense avg/game
12	4.0	13.7	142.4	18.2	3.8	414.2	376.0

Date	Opponent	ua	Tackles		Sacks	Fumble	Pass Defense				bklcd	PAT attempts			off			
			a	total	ttl-yds	no-0s	ff	fr-yds	int-yds	qbh	brup	kick	kick	rush	rcv	t/o	pts	
09/03/2022	Bethune-Cookman	35	38	73	2.0-7	0-0	0	1-0	0-0	1	1	0	1-1	0	0	3	13	
09/10/2022	Southern Miss.	44	36	80	7.0-27	4-20	0	0-0	1-16	2	2	0	1-1	0	0	0	7	
09/17/2022	at Texas A&M	41	24	65	3.0-3	0-0	1	1-0	0-0	6	8	1	2-2	0	0	0	17	
09/24/2022	Middle Tenn.	53	24	77	8.0-41	4-27	1	1-0	2-17	3	6	0	6-6	0	0	10	45	
10/08/2022	North Carolina	50	20	70	5.0-21	2-12	1	1-0	1-0	5	1	0	3-3	0	0	3	27	
10/15/2022	at Virginia Tech	35	32	67	7.0-17	2-9	0	0-0	0-0	3	5	0	2-2	0	0	0	14	
10/22/2022	Duke	51	14	65	7.0-68	6-57	5	5-38	3-57	1	4	0	6-6	0	0	21	45	
10/29/2022	at Virginia	35	44	79	5.0-22	3-19	1	0-0	0-0	4	7	0	0-0	0	0	0	12	
11/05/2022	Florida St.	29	24	53	4.0-34	3-29	1	2-10	2-10	1	2	0	6-6	0	0	14	45	
11/12/2022	at Georgia Tech	35	36	71	3.0-11	1-9	0	0-0	0-0	0	0	0	2-2	0	0	0	14	
11/19/2022	at Clemson	29	12	41	7.0-55	5-48	1	1-0	1-2	3	4	0	5-5	0	0	1	7	40
11/26/2022	Pittsburgh	43	12	55	11.0-55	6-44	2	1-0	2-67	2	4	0	6-6	0	0	14	42	
Opponents		480	316	796	69.0-361	36-274	13	13-48	12-169	31	44	1	40-40	0	0	1	79	321
Miami (FL)		426	274	700	84.0-289	37-193	9	8-23	14-136	16	41	1	32-32	1	0	65	283	

Date	Opponent	Punting										Field Goals				Kickoffs			
		no.	yds	avg	long	blkd	tb	fc	50+	i20	md-att	long	blkd	no.	yds	avg	tb	ob	
09/03/2022	Bethune-Cookman	4	138	34.5	40	0	0	2	0	1	2-3	29	1	5	223	44.6	0	0	
09/10/2022	Southern Miss.	7	311	44.4	57	0	1	2	3	1	0-0	0	0	2	130	65.0	2	0	
09/17/2022	at Texas A&M	6	266	44.3	57	0	0	1	1	3	1-1	26	0	4	260	65.0	4	0	
09/24/2022	Middle Tenn.	5	259	51.8	66	0	1	2	3	2	1-1	28	0	8	466	58.3	0	0	
10/08/2022	North Carolina	2	81	40.5	47	0	0	1	0	1	2-2	38	0	6	384	64.0	1	0	
10/15/2022	at Virginia Tech	8	343	42.9	55	0	0	2	3	3	0-0	0	0	3	195	65.0	3	0	
10/22/2022	Duke	5	197	39.4	49	0	0	3	0	1	1-1	28	0	8	472	59.0	0	0	
10/29/2022	at Virginia	6	261	43.5	51	0	0	2	1	1	4-4	41	0	3	194	64.7	1	0	
11/05/2022	Florida St.	3	124	41.3	49	0	0	1	0	3	1-1	41	0	7	455	65.0	5	0	
11/12/2022	at Georgia Tech	4	139	34.8	40	0	0	1	0	2	0-0	0	0	3	134	44.7	1	0	
11/19/2022	at Clemson	3	125	41.7	51	0	0	2	1	1	1-2	32	0	6	389	64.8	4	0	
11/26/2022	Pittsburgh	3	131	43.7	59	0	0	1	1	2	0-0	0	0	7	428	61.1	4	0	
Opponents		56	2375	42.4	66	0	2	20	13	21	13-15	41	1	62	3730	60.2	25	0	
Miami (FL)		49	2226	45.4	61	0	3	10	12	25	17-20	49	1	57	3539	62.1	37	1	



2022: YEAR IN REVIEW

Scoring	283	321
Points per game	23.6	26.8
Points Off Turnovers	65	79
First Downs	256	223
Rushing	100	94
Passing	131	107
Penalty	25	22
Rushing Yardage	1537	1715
Yards gained rushing	1906	2006
Yards lost rushing	369	291
Rushing attempts	414	426
Average per rush	3.7	4.0
Average per game	128.1	142.9
TDs Rushing	12	18
Passing Yardage	2868	2797
Comp-Att-Int	255-413-12	204-335-14
Average per pass	6.9	8.3
Average per catch	11.2	13.7
Average per game	239.0	233.1
TDs Passing	18	20
Total offense	4405	4512
Total plays	827	761
Average per play	5.3	5.9
Average per game	367.1	376.0
Kick returns: #-Yards	35-930	13-237
Punt returns: #-Yards	13-127	15-57
Int returns: #-Yards	14-136	12-169
Kick return average	26.6	18.2
Punt return average	9.8	3.8
Int return average	9.7	14.1
Fumbles-Lost	15-13	21-8
Penalties-Yards	85-720	73-659
Average per game	60.0	54.9
Punts-Yards	49-2226	56-2375
Average per punt	45.4	42.4
Net punt average	43.0	39.4
Kickoffs-Yards	57-3539	62-3730
Average per kick	62.1	60.2
Net kick average	40.0	35.1
Time of possession / game	30:42	29:06
3rd-down conversion	67/166	68/162
3rd-down pct	40%	42%
4rd-down conversion	9/22	9/15
4rd-down pct	41%	60%
Sacks by-Yards	37-193	36-274
Misc Yards	0	0
Touchdowns scored	33	40
Field goals - attempts	17-20	13-15
On-Side kicks	0-1	0-1
Red-zone scores	(39-48) 81%	(39-47) 83%
Red-zone touchdowns	(26-48) 54%	(27-47) 57%
PAT-attempts	(32-32) 100%	(40-40) 100%
2-point conversion-attempts	(1-3) 33%	(0-2) 0%
Attendance	319980	331788
Games / Avg per game	7/45711	5/66358
Neutral site games	-	0/0



2022: YEAR IN REVIEW

Team Defense

#	Player	Tackles					Sacks		Pass defense		Fumbles		blkd	
		gp	ua	a	tot	tfl/yds	no-yds	int-yds	brup	qbh	fr-yds	ff	kick	saf
24	Kamren Kinchens	12	34	25	59	1.5-2	.	6-99	6	.	1-0	1	.	.
0	James Williams	11	38	20	58	1-5	.	1-0	6	.	2-0	1	.	.
11	Corey Flagg, Jr.	11	34	22	56	10.5-31	2.5-17	.	1	1
40	Caleb Johnson	12	26	22	48	4-20	1.5-14	2	.	.
45	Mitchell Agude	12	21	18	39	7-26	4-17	.	.	2	.	1	.	.
90	Akheem Mesidor	11	21	17	38	10.5-46	7-41	.	4	3	.	1	.	.
8	DJ Ivey	12	28	10	38	.	.	2-0	5	.	2-1	2	.	.
23	Te'Cory Couch	12	32	5	37	1-1	.	.	6
4	Keontra Smith	12	15	18	33	3-7	1.5-5	1-1
12	Jahfari Harvey	12	20	11	31	7.5-21	5.5-18	.	1	1
31	Wesley Bissainthe	12	21	9	30
6	Darrell Jackson	12	11	16	27	4.5-10	3-8	.	1
2	Tyrique Stevenson	11	18	7	25	1.5-3	.	2-0	7
56	Leonard Taylor	12	11	13	24	10.5-38	3-20	1-4	.	6
91	Jordan Miller	12	6	12	18	3-18	1-12	.	.	.	1-26	.	.	.
81	Jared Harrison-Hunte	9	12	4	16	4-11	2-8
44	Antonio Moultrie	10	7	7	14	2-5	0.5-3	.	.	1	.	1	.	.
13	Chantz Williams	12	5	8	13	2.5-4	1-0	.	.	.
7	Al Blades, Jr.	11	9	2	11	.	.	.	1
32	Nyjalik Kelly	12	7	4	11	4.5-21	4-19
17	Waynmon Steed	5	5	6	11	.	.	.	1
5	Daryl Porter Jr.	9	10	1	11	2-4	.	.	1
15	Avantae Williams	11	7	2	9	1-4	.	.	.
99	Elijah Roberts	8	6	3	9	1-1
55	Jacob Lichtenstein	8	2	2	4	1-8	1-8	1	.
41	Chase Smith	5	2	2	4
3	Gilbert Frierson	10	2	1	3	.	.	1-32
29	Isaiah Dunson	6	.	3	3
18	Markeith Williams	4	2	1	3	1-4
34	Ryan Ragone	5	3	.	3	1
16	Malik Curtis	11	1	1	2
21	Khamauri Rogers	1	.	1	1
24	Lucious Stanley	6	1	.	1
27	Brian Balom	11	1	.	1
51	DJ Scaife, Jr.	12	1	.	1	.	.	.	1
30	Andres Borregales	12	1	.	1
95	Thomas Davis	1	.	1	1	0.5-3	0.5-3
88	Colbie Young	10	1	.	1
74	John Campbell, Jr.	12	1	.	1
64	Jalen Rivers	9	1	.	1
4	Jaylan Knighton	10	1	.	1



2022: YEAR IN REVIEW

Miami (FL) - Game Highs

RUSHES	49	Southern Miss. (09/10/2022)
YARDS RUSHING	305	Bethune-Cookman (09/03/2022)
YARDS PER RUSH	7.3	Bethune-Cookman (09/03/2022)
TD RUSHES	7	Bethune-Cookman (09/03/2022)
PASS ATTEMPTS	57	North Carolina (10/08/2022)
PASS COMPLETIONS	42	North Carolina (10/08/2022)
YARDS PASSING	496	North Carolina (10/08/2022)
YARDS PER PASS	12.2	Bethune-Cookman (09/03/2022)
TD PASSES	3	at Georgia Tech (11/12/2022)
	3	Duke (10/22/2022)
	3	North Carolina (10/08/2022)
TOTAL PLAYS	89	Middle Tenn. (09/24/2022)
TOTAL OFFENSE	586	Bethune-Cookman (09/03/2022)
YARDS PER PLAY	9.0	Bethune-Cookman (09/03/2022)
POINTS	70	Bethune-Cookman (09/03/2022)
SACKS BY	6	at Virginia Tech (10/15/2022)
FIRST DOWNS	31	Bethune-Cookman (09/03/2022)
PENALTIES	17	at Virginia Tech (10/15/2022)
PENALTY YARDS	159	at Virginia Tech (10/15/2022)
TURNOVERS	8	Duke (10/22/2022)
PUNTS	8	at Virginia (10/29/2022)
PUNTING AVG	50.8	at Clemson (11/19/2022)
LONG PUNT	61	at Clemson (11/19/2022)
PUNTS INSIDE 20	5	at Virginia (10/29/2022)
LONG PUNT RETURN	30	Southern Miss. (09/10/2022)

Opponent - Game Highs

RUSHES	49	Florida St. (11/05/2022)
YARDS RUSHING	248	Pittsburgh (11/26/2022)
YARDS PER RUSH	7.1	Pittsburgh (11/26/2022)
TD RUSHES	4	Duke (10/22/2022)
PASS ATTEMPTS	43	at Georgia Tech (11/12/2022)
PASS COMPLETIONS	25	at Clemson (11/19/2022)
YARDS PASSING	408	Middle Tenn. (09/24/2022)
YARDS PER PASS	16.3	Middle Tenn. (09/24/2022)
TD PASSES	3	Pittsburgh (11/26/2022)
	3	Florida St. (11/05/2022)
	3	Middle Tenn. (09/24/2022)
TOTAL PLAYS	84	at Clemson (11/19/2022)
TOTAL OFFENSE	507	Middle Tenn. (09/24/2022)
YARDS PER PLAY	8.3	Middle Tenn. (09/24/2022)
POINTS	45	Florida St. (11/05/2022)
	45	Duke (10/22/2022)
	45	Middle Tenn. (09/24/2022)
SACKS BY	6	Pittsburgh (11/26/2022)
	6	Duke (10/22/2022)
FIRST DOWNS	27	Pittsburgh (11/26/2022)
	27	at Clemson (11/19/2022)
PENALTIES	13	Bethune-Cookman (09/03/2022)
PENALTY YARDS	95	Bethune-Cookman (09/03/2022)
TURNOVERS	4	at Georgia Tech (11/12/2022)
PUNTS	8	at Virginia Tech (10/15/2022)
PUNTING AVG	51.8	Middle Tenn. (09/24/2022)
LONG PUNT	66	Middle Tenn. (09/24/2022)
PUNTS INSIDE 20	3	at Virginia Tech (10/15/2022)
	3	Florida St. (11/05/2022)
	3	at Texas A&M (09/17/2022)



2022: YEAR IN REVIEW

Miami (FL) - Game Lows

RUSHES	24	at Clemson (11/19/2022)
	24	North Carolina (10/08/2022)
YARDS RUSHING	30	at Clemson (11/19/2022)
YARDS PER RUSH	1.3	at Clemson (11/19/2022)
TD RUSHES	0	Pittsburgh (11/26/2022)
	0	at Clemson (11/19/2022)
	0	Florida St. (11/05/2022)
	0	at Virginia (10/29/2022)
	0	Duke (10/22/2022)
	0	at Virginia Tech (10/15/2022)
	0	North Carolina (10/08/2022)
	0	at Texas A&M (09/17/2022)
PASS ATTEMPTS	18	at Clemson (11/19/2022)
PASS COMPLETIONS	9	at Clemson (11/19/2022)
YARDS PASSING	62	Florida St. (11/05/2022)
YARDS PER PASS	3.3	Florida St. (11/05/2022)
TD PASSES	0	Florida St. (11/05/2022)
	0	at Virginia (10/29/2022)
	0	at Texas A&M (09/17/2022)
TOTAL PLAYS	42	at Clemson (11/19/2022)
TOTAL OFFENSE	98	at Clemson (11/19/2022)
YARDS PER PLAY	2.3	at Clemson (11/19/2022)
POINTS	3	Florida St. (11/05/2022)
SACKS BY	0	Pittsburgh (11/26/2022)
FIRST DOWNS	6	at Clemson (11/19/2022)
PENALTIES	3	Duke (10/22/2022)
PENALTY YARDS	15	Middle Tenn. (09/24/2022)
INTERCEPTIONS BY	0	at Virginia (10/29/2022)
	0	Duke (10/22/2022)
	0	at Virginia Tech (10/15/2022)
	0	at Texas A&M (09/17/2022)
PUNTS	0	Bethune-Cookman (09/03/2022)
PUNTING AVG	0.0	Bethune-Cookman (09/03/2022)
LONG PUNT	0	Bethune-Cookman (09/03/2022)
PUNTS INSIDE 20	0	Bethune-Cookman (09/03/2022)
LONG PUNT RETURN	0	at Clemson (11/19/2022)
	0	at Georgia Tech (11/12/2022)
	0	Florida St. (11/05/2022)
	0	Middle Tenn. (09/24/2022)
	0	at Texas A&M (09/17/2022)
	0	Bethune-Cookman (09/03/2022)



2022: YEAR IN REVIEW

Opponent - Game Lows

RUSHES	23	Southern Miss. (09/10/2022)
YARDS RUSHING	34	Southern Miss. (09/10/2022)
YARDS PER RUSH	1.5	Southern Miss. (09/10/2022)
TD RUSHES	0	at Georgia Tech (11/12/2022) 0 at Virginia (10/29/2022) 0 Southern Miss. (09/10/2022) 0 Bethune-Cookman (09/03/2022)
PASS ATTEMPTS	16	Florida St. (11/05/2022)
PASS COMPLETIONS	10	at Texas A&M (09/17/2022)
YARDS PASSING	136	Duke (10/22/2022)
YARDS PER PASS	5.4	at Virginia Tech (10/15/2022)
TD PASSES	0	at Virginia (10/29/2022)
TOTAL PLAYS	50	Southern Miss. (09/10/2022)
TOTAL OFFENSE	241	Southern Miss. (09/10/2022)
YARDS PER PLAY	4.1	at Virginia Tech (10/15/2022)
POINTS	7	Southern Miss. (09/10/2022)
SACKS BY	0	at Texas A&M (09/17/2022) 0 Bethune-Cookman (09/03/2022)
FIRST DOWNS	12	Southern Miss. (09/10/2022)
PENALTIES	2	at Clemson (11/19/2022)
PENALTY YARDS	19	at Clemson (11/19/2022)
INTERCEPTIONS BY	0	at Georgia Tech (11/12/2022) 0 at Virginia (10/29/2022) 0 at Virginia Tech (10/15/2022) 0 at Texas A&M (09/17/2022) 0 Bethune-Cookman (09/03/2022)
PUNTS	2	North Carolina (10/08/2022)
PUNTING AVG	34.5	Bethune-Cookman (09/03/2022)
LONG PUNT	40	at Georgia Tech (11/12/2022) 40 Bethune-Cookman (09/03/2022)
PUNTS INSIDE 20	1	at Clemson (11/19/2022) 1 at Virginia (10/29/2022) 1 Duke (10/22/2022) 1 North Carolina (10/08/2022) 1 Southern Miss. (09/10/2022) 1 Bethune-Cookman (09/03/2022)
LONG PUNT RETURN	0	at Georgia Tech (11/12/2022) 0 Duke (10/22/2022) 0 at Virginia Tech (10/15/2022) 0 North Carolina (10/08/2022) 0 Bethune-Cookman (09/03/2022)



2022: YEAR IN REVIEW

Miami (FL) - Individual Game Highs

RUSHES	24	Henry Parrish Jr. at Virginia (10/29/2022)
YARDS RUSHING	118	Jaylan Knighton at Georgia Tech (11/12/2022)
TD RUSHES	3	Henry Parrish Jr. vs Bethune-Cookman (09/03/2022)
LONG RUSH	56	Jaylan Knighton vs Pittsburgh (11/26/2022)
PASS ATTEMPTS	57	Tyler Van Dyke vs North Carolina (10/08/2022)
PASS COMPLETIONS	42	Tyler Van Dyke vs North Carolina (10/08/2022)
YARDS PASSING	496	Tyler Van Dyke vs North Carolina (10/08/2022)
TD PASSES	3	Jacurri Brown at Georgia Tech (11/12/2022)
	3	Tyler Van Dyke vs North Carolina (10/08/2022)
LONG PASS	71	Jake Garcia vs Duke (10/22/2022)
RECEPTIONS	9	Will Mallory vs Pittsburgh (11/26/2022)
	9	Colbie Young at Virginia Tech (10/15/2022)
YARDS RECEIVING	127	Colbie Young vs Duke (10/22/2022)
TD RECEPTIONS	2	Colbie Young vs Duke (10/22/2022)
LONG RECEPTION	71	Colbie Young vs Duke (10/22/2022)
PUNTS	8	Lou Hedley at Virginia (10/29/2022)
PUNTING AVG	50.8	Lou Hedley at Clemson (11/19/2022)
LONG PUNT	61	Lou Hedley at Clemson (11/19/2022)
PUNTS INSIDE 20	5	Lou Hedley at Virginia (10/29/2022)
LONG PUNT RETURN	30	Tyrique Stevenson vs Southern Miss. (09/10/2022)
LONG KICKOFF RETURN	91	Key'Shawn Smith vs Middle Tenn. (09/24/2022)
TACKLES	13	Kamren Kinchens at Clemson (11/19/2022)
SACKS	3.5	Akheem Mesidor at Virginia Tech (10/15/2022)
TACKLES FOR LOSS	4	Leonard Taylor at Virginia (10/29/2022)



2022: YEAR IN REVIEW

Opponent - Individual Game Highs

RUSHES	20	Brennan Armstrong at Virginia (10/29/2022)
YARDS RUSHING	128	Trey Benson vs Florida St. (11/05/2022)
TD RUSHES	3	Riley Leonard vs Duke (10/22/2022)
LONG RUSH	42	Trey Benson vs Florida St. (11/05/2022)
PASS ATTEMPTS	35	Dj Uiagalelei at Clemson (11/19/2022)
PASS COMPLETIONS	23	Dj Uiagalelei at Clemson (11/19/2022)
YARDS PASSING	408	Chase Cunningham vs Middle Tenn. (09/24/2022)
TD PASSES	3	Kedon Slovis vs Pittsburgh (11/26/2022)
	3	Jordan Travis vs Florida St. (11/05/2022)
	3	Chase Cunningham vs Middle Tenn. (09/24/2022)
LONG PASS	98	Chase Cunningham vs Middle Tenn. (09/24/2022)
RECEPTIONS	11	Jared Wayne vs Pittsburgh (11/26/2022)
YARDS RECEIVING	199	Jared Wayne vs Pittsburgh (11/26/2022)
TD RECEPTIONS	3	Jared Wayne vs Pittsburgh (11/26/2022)
LONG RECEPTION	98	Dj England-Chisolm vs Middle Tenn. (09/24/2022)
FIELD GOALS	4	Will Bettridge at Virginia (10/29/2022)
LONG FIELD GOALS	41	Ryan Fitzgerald vs Florida St. (11/05/2022)
	41	Will Bettridge at Virginia (10/29/2022)
PUNTS	8	Peter Moore at Virginia Tech (10/15/2022)
PUNTING AVG	51.8	Kyle Ulbrich vs Middle Tenn. (09/24/2022)
LONG PUNT	66	Kyle Ulbrich vs Middle Tenn. (09/24/2022)
PUNTS INSIDE 20	3	Alex Mastromanno vs Florida St. (11/05/2022)
	3	Peter Moore at Virginia Tech (10/15/2022)
	3	Nik Constantinou at Texas A&M (09/17/2022)
LONG PUNT RETURN	18	Antonio Williams at Clemson (11/19/2022)
LONG KICKOFF RETURN	36	Omarion Hampton vs North Carolina (10/08/2022)
	36	Devon Achane at Texas A&M (09/17/2022)
TACKLES	14	Nick Jackson at Virginia (10/29/2022)
	14	Power Echols vs North Carolina (10/08/2022)
	14	Malik Shorts vs Southern Miss. (09/10/2022)
SACKS	3	Dayon Hayes vs Pittsburgh (11/26/2022)
TACKLES FOR LOSS	4	Dayon Hayes vs Pittsburgh (11/26/2022)
INTERCEPTIONS	2	Jaylen Stinson vs Duke (10/22/2022)



2022: YEAR IN REVIEW

Rushing

Player	gp	att	gain	loss	net	avg	td	lg	avg/g
Henry Parrish Jr.	10	130	635	19	616	4.7	4	24	61.6
Jaylan Knighton	10	78	435	12	423	5.4	1	56	42.3
Jacurri Brown	8	54	291	68	223	4.1	0	40	27.9
Thad Franklin, Jr.	8	50	213	4	209	4.2	5	26	26.1
Lucious Stanley	6	19	96	2	94	4.9	0	14	15.7
Terrell Walden	2	6	43	0	43	7.2	1	15	21.5
Devon Perry	1	5	36	5	31	6.2	1	17	31.0
Brashard Smith	11	3	22	0	22	7.3	0	9	2.0
KeyShawn Smith	8	3	14	0	14	4.7	0	7	1.8
Donald Chaney, Jr.	1	2	8	0	8	4.0	0	5	8.0
Andres Borrales	12	1	7	0	7	7.0	0	7	0.6
Frank Ladson Jr.	12	1	2	0	2	2.0	0	2	0.2
Romello Brinson	9	2	0	11	-11	-5.5	0	0	-1.2
Tyler Van Dyke	9	30	54	88	-34	-1.1	0	9	-3.8
Jake Garcia	8	25	50	125	-75	-3.0	0	14	-9.4
Team	12	5	0	35	-35	-7.0	0	0	-2.9
Total	12	414	1906	369	1537	3.7	12	56	128.1
Opponents	12	426	2006	291	1715	4.0	18	42	142.9

Passing

Player	gp	effic	comp-att-int	pct	yds	td	lg	avg/g
Tyler Van Dyke	9	133.3	160-253-5	63.2	1835	10	52	203.9
Jake Garcia	8	125.2	68-115-4	59.1	803	5	71	100.4
Jacurri Brown	8	111.6	27-45-3	60.0	230	3	27	28.8
Total	12	128.6	255-413-12	61.7	2868	18	71	239.0
Opponents	12	142.4	204-335-14	60.9	2797	20	98	233.1

Receiving

Player	gp	no.	yds	avg	td	lg	avg/g
Will Mallory	12	42	538	12.8	3	39	44.8
Brashard Smith	11	33	308	9.3	0	30	28.0
Colbie Young	10	32	367	11.5	5	71	36.7
Frank Ladson Jr.	12	27	298	11.0	1	23	24.8
Xavier Restrepo	7	21	240	11.4	2	52	34.3
Henry Parrish Jr.	10	17	120	7.1	2	15	12.0
Michael Redding III	8	15	217	14.5	1	34	27.1
KeyShawn Smith	8	13	199	15.3	2	39	24.9
Jacoby George	7	13	130	10.0	0	24	18.6
Jaleel Skinner	9	9	129	14.3	1	30	14.3
Jaylan Knighton	10	9	82	9.1	0	41	8.2
Romello Brinson	9	7	99	14.1	0	58	11.0
Thad Franklin, Jr.	8	5	41	8.2	0	12	5.1
Elijah Arroyo	5	5	66	13.2	0	29	13.2
Kahlil Brantley	8	4	21	5.3	1	8	2.6
Dominic Mammarella	8	1	-2	-2.0	0	0	-0.3
Jacurri Brown	8	1	9	9.0	0	9	1.1
Isaiah Horton	4	1	6	6.0	0	6	1.5
Total	12	255	2868	11.2	18	71	239.0
Opponents	12	204	2792	13.7	20	98	232.7

Punt Returns

Player	no.	yds	avg	td	lg
Jacoby George	5	71	14.2	0	18
Tyrique Stevenson	4	37	9.3	0	30
Brashard Smith	3	19	6.3	0	18
Xavier Restrepo	1	0	0.0	0	0
Total	13	127	9.8	0	30
Opponents	15	57	3.8	0	18

Interceptions

Player	no.	yds	avg	td	lg
Kamren Kinchens	6	99	16.5	1	99
Tyrique Stevenson	2	0	0.0	0	0
DJ Ivey	2	0	0.0	0	0
Gilbert Frierson	1	32	32.0	1	32
Keontra Smith	1	1	1.0	0	1
James Williams	1	0	0.0	0	0
Leonard Taylor	1	4	4.0	0	4
Total	14	136	9.7	2	99
Opponents	12	169	14.1	2	67

Kick Returns

Player	no.	yds	avg	td	lg
KeyShawn Smith	21	640	30.5	1	91
Brashard Smith	11	250	22.7	0	39
Kamren Kinchens	1	0	0.0	0	0
Jacoby George	1	21	21.0	0	21
Kahlil Brantley	1	19	19.0	0	19
Total	35	930	26.6	1	91
Opponents	13	237	18.2	0	36

Fumble Returns

Player	no.	yds	avg	td	lg
Jordan Miller	1	26	26.0	0	26
DJ Ivey	2	1	0.5	0	1
James Williams	2	0	0.0	0	0
Chantz Williams	1	0	0.0	0	0
Kamren Kinchens	1	0	0.0	0	0
Avantae Williams	1	-4	-4.0	0	0
Total	8	23	2.9	0	26
Opponents	13	48	3.7	0	26



2022: YEAR IN REVIEW

Scoring

Player	td	fg	PAT					pts
			kick	rush	rcv	pass	dnp	
Andres Borregales	-	17-20	32-32	-	-	-	-	83
Henry Parrish Jr.	6	-	-	-	-	-	-	36
Colbie Young	5	-	-	-	-	-	-	30
Thad Franklin, Jr.	5	-	-	-	-	-	-	30
Key'Shawn Smith	3	-	-	-	-	-	-	18
Will Mallory	3	-	-	-	-	-	-	18
Xavier Restrepo	2	-	-	-	-	-	-	12
Frank Ladson Jr.	1	-	-	-	-	-	-	6
Terrell Walden	1	-	-	-	-	-	-	6
Jaleel Skinner	1	-	-	-	-	-	-	6
Kahlil Brantley	1	-	-	-	-	-	-	6
Kamren Kinchens	1	-	-	-	-	-	-	6
Jaylan Knighton	1	-	-	-	-	-	-	6
Michael Redding III	1	-	-	-	-	-	-	6
Gilbert Frierson	1	-	-	-	-	-	-	6
Devon Perry	1	-	-	-	-	-	-	6
Jake Garcia	-	-	-	1	-	-	-	2
Total	33	17-20	32-32	1	0	0	0	283
Opponents	40	13-15	40-40	0	0	0	0	321

Field Goals

Player	fg	pct.	01-19	20-29	30-39	40-49	50-59	lg	blk
Andres Borregales	17-20	85.0	0-0	6-6	7-8	4-5	0-1	49	1
Opponents	13-15	86.7	2-2	6-6	2-3	3-3	0-1	41	1

FG Sequence

Team Name	Miami (FL)	Opponents
Southern Miss.	(30),(33),(48)	(26)
Texas A&M	(28),49,36,(22),(34)	(28)
Middle Tenn.	(39)	(38),(19)
North Carolina	53,(38)	(27),(24),(41),(41)
Virginia Tech	(28),(25)	(41)
Virginia	(38),(20),(42),(37)	(32),59
Florida St.	(49)	(25)
Clemson	(44)	(29),(14),36
Pittsburgh	(25)	(28)
Bethune-Cookman		
Duke		

Numbers in parentheses indicate field goal was made

Total Offense

Player	g	plays	rush	pass	total	avg/g
Tyler Van Dyke	9	283	-34	1835	1801	200.1
Jake Garcia	8	140	-75	803	728	91.0
Henry Parrish Jr.	10	130	616	0	616	61.6
Jacurri Brown	8	99	223	230	453	56.6
Jaylan Knighton	10	78	423	0	423	42.3
Thad Franklin, Jr.	8	50	209	0	209	26.1
Lucious Stanley	6	19	94	0	94	15.7
Terrell Walden	2	6	43	0	43	21.5
Devon Perry	1	5	31	0	31	31.0
Brashard Smith	11	3	22	0	22	2.0
Key'Shawn Smith	8	3	14	0	14	1.8
Donald Chaney, Jr.	1	2	8	0	8	8.0
Andres Borregales	12	1	7	0	7	0.6
Frank Ladson Jr.	12	1	2	0	2	0.2
Romelo Brinson	9	2	-11	0	-11	-1.2
Team	12	0	-35	0	-35	-2.9
Total	12	827	1537	2868	4405	367.1
Opponents	12	761	1715	2797	4512	376.0

Punting

Player	no.	yds	avg	lg	tb	fc	i20	50+	blk
Lou Hedley	46	2084	45.3	61	3	9	23	10	0
Will Hutchinson	3	142	47.3	57	0	1	2	2	0
Total	49	2226	45.4	61	3	10	25	12	0
Opponents	56	2375	42.4	66	2	20	21	13	0

Kickoffs

Player	no.	yds	avg	tb	ob	retn	net	ydln
Andres Borregales	57	3539	62.1	37	1			
Total	57	3539	62.1	37	1	14	40	24
Opponents	62	3730	60.2	25	0	35	35.1	29



2022: YEAR IN REVIEW

All Purpose

Player	g	rush	rcv	pr	kr	ir	total	avg/g
Key'Shawn Smith	8	14	199	0	640	0	853	106.6
Henry Parrish Jr.	10	616	120	0	0	0	736	73.6
Brashard Smith	11	22	308	19	250	0	599	54.5
Will Mallory	12	0	538	0	0	0	538	44.8
Jaylan Knighton	10	423	82	0	0	0	505	50.5
Colbie Young	10	0	367	0	0	0	367	36.7
Frank Ladson Jr.	12	2	298	0	0	0	300	25.0
Thad Franklin, Jr.	8	209	41	0	0	0	250	31.3
Xavier Restrepo	7	0	240	0	0	0	240	34.3
Jacurri Brown	8	223	9	0	0	0	232	29.0
Jacolby George	7	0	130	71	21	0	222	31.7
Michael Redding III	8	0	217	0	0	0	217	27.1
Jaleel Skinner	9	0	129	0	0	0	129	14.3
Kamren Kinchens	12	0	0	0	0	99	99	8.3
Lucious Stanley	6	94	0	0	0	0	94	15.7
Romello Brinson	9	-11	99	0	0	0	88	9.8
Elijah Arroyo	5	0	66	0	0	0	66	13.2
Terrell Walden	2	43	0	0	0	0	43	21.5
Kahlil Brantley	8	0	21	0	19	0	40	5.0
Tyrique Stevenson	11	0	0	37	0	0	37	3.4
Gilbert Frierson	10	0	0	0	0	32	32	3.2
Devon Perry	1	31	0	0	0	0	31	31.0
Donald Chaney, Jr.	1	8	0	0	0	0	8	8.0
Andres Borregales	12	7	0	0	0	0	7	0.6
Isaiah Horton	4	0	6	0	0	0	6	1.5
Leonard Taylor	12	0	0	0	0	4	4	0.3
Keontra Smith	12	0	0	0	0	1	1	0.1
Dominic Mammarella	8	0	-2	0	0	0	-2	-0.3
Tyler Van Dyke	9	-34	0	0	0	0	-34	-3.8
Jake Garcia	8	-75	0	0	0	0	-75	-9.4
Team	12	-35	0	0	0	0	-35	-2.9
Total	12	1537	2868	127	930	136	5598	466.5
Opponents	12	1715	2792	57	237	169	4970	414.2



2022: YEAR IN REVIEW

Team Results

Date	Opponent		Score	Att.
09/03/2022	Bethune-Cookman	W	70-13	56795
09/10/2022	Southern Miss.	W	30-7	46423
09/17/2022	at Texas A&M	L	9-17	107245
09/24/2022	Middle Tenn.	L	31-45	46713
* 10/08/2022	North Carolina	L	24-27	0
* 10/15/2022	at Virginia Tech	W	20-14	65632
* 10/22/2022	Duke	L	21-45	57421
* 10/29/2022	at Virginia	Wot4	14-12	43714
* 11/05/2022	Florida St.	L	3-45	66200
* 11/12/2022	at Georgia Tech	W	35-14	33857
* 11/19/2022	at Clemson	L	10-40	81340
* 11/26/2022	Pittsburgh	L	16-42	46428

Rushing

Player	gp	att	gain	loss	net	avg	td	lg	avg/g
Henry Parrish Jr.	10	130	635	19	616	4.7	4	24	61.6
Jaylan Knighton	10	78	435	12	423	5.4	1	56	42.3
Jacurri Brown	8	54	291	68	223	4.1	0	40	27.9
Thad Franklin, Jr.	8	50	213	4	209	4.2	5	26	26.1
Lucious Stanley	6	19	96	2	94	4.9	0	14	15.7
Terrell Walden	2	6	43	0	43	7.2	1	15	21.5
Devon Perry	1	5	36	5	31	6.2	1	17	31.0
Brashard Smith	11	3	22	0	22	7.3	0	9	2.0
Key'Shawn Smith	8	3	14	0	14	4.7	0	7	1.8
Donald Chaney, Jr.	1	2	8	0	8	4.0	0	5	8.0
Andres Borregales	12	1	7	0	7	7.0	0	7	0.6
Frank Ladson Jr.	12	1	2	0	2	2.0	0	2	0.2
Romello Brinson	9	2	0	11	-11	-5.5	0	0	-1.2
Tyler Van Dyke	9	30	54	88	-34	-1.1	0	9	-3.8
Jake Garcia	8	25	50	125	-75	-3.0	0	14	-9.4
Team	12	5	0	35	-35	-7.0	0	0	-2.9
Total	12	414	1906	369	1537	3.7	12	56	128.1
Opponents	12	426	2006	291	1715	4.0	18	42	142.9

Passing

Player	gp	effic	comp-att-int	pct	yds	td	lg	avg/g
Tyler Van Dyke	9	133.3	160-253-5	63.2	1835	10	52	203.9
Jake Garcia	8	125.2	68-115-4	59.1	803	5	71	100.4
Jacurri Brown	8	111.6	27-45-3	60.0	230	3	27	28.8
Total	12	128.6	255-413-12	61.7	2868	18	71	239.0
Opponents	12	142.4	204-335-14	60.9	2797	20	98	233.1

Receiving

Player	gp	no.	yds	avg	td	lg	avg/g
Will Mallory	12	42	538	12.8	3	39	44.8
Brashard Smith	11	33	308	9.3	0	30	28.0
Colbie Young	10	32	367	11.5	5	71	36.7
Frank Ladson Jr.	12	27	298	11.0	1	23	24.8
Xavier Restrepo	7	21	240	11.4	2	52	34.3
Henry Parrish Jr.	10	17	120	7.1	2	15	12.0
Michael Redding III	8	15	217	14.5	1	34	27.1
Key'Shawn Smith	8	13	199	15.3	2	39	24.9
Jacoby George	7	13	130	10.0	0	24	18.6
Jaleel Skinner	9	9	129	14.3	1	30	14.3
Jaylan Knighton	10	9	82	9.1	0	41	8.2
Romello Brinson	9	7	99	14.1	0	58	11.0
Thad Franklin, Jr.	8	5	41	8.2	0	12	5.1
Elijah Arroyo	5	5	66	13.2	0	29	13.2
Kahlil Brantley	8	4	21	5.3	1	8	2.6
Dominic Mammarella	8	1	-2	-2.0	0	0	-0.3
Jacurri Brown	8	1	9	9.0	0	9	1.1
Isaiah Horton	4	1	6	6.0	0	6	1.5
Total	12	255	2868	11.2	18	71	239.0
Opponents	12	204	2792	13.7	20	98	232.7

Game Records

Record	Overall	Home	Away	Neutral
ALL GAMES	5-7	2-5	3-2	0-0
CONFERENCE	3-5	0-4	3-1	0-0
NON-CONFERENCE	2-2	2-1	0-1	0-0

Team Statistics

	UM	OPP
First Downs	256	223
Rushing	100	94
Passing	131	107
Penalty	25	22
Rushing Yardage	1537	1715
Rushing attempts	414	426
Average per rush	3.7	4.0
Average per game	128.1	142.9
TDs Rushing	12	18
Passing Yardage	2868	2797
Comp-Att-Int	255-413-12	204-335-14
Average per pass	6.9	8.3
Average per catch	11.2	13.7
Average per game	239.0	233.1
TDs Passing	18	20
Total offense	4405	4512
Average per play	5.3	5.9
Average per game	367.1	376.0
Kick returns: #-Yards	35-930	13-237
Punt returns: #-Yards	13-127	15-57
Int returns: #-Yards	14-136	12-169
Fumbles-Lost	15-13	21-8
Penalties-Yards	85-720	73-659
Punts-Avg	49-45.4	56-42.4
Time of possession / game	30:42	29:06
3rd-down conversion	67/166	68/162
4rd-down conversion	9/22	9/15
PAT-attempts	(32-32) 100%	(40-40) 100%
2-point conversion-attempts	(1-3) 33%	(0-2) 0%

Interceptions

Player	no.	yds	avg	td	lg
Kamren Kinchens	6	99	16.5	1	99
Tyrique Stevenson	2	0	0.0	0	0
DJ Ivey	2	0	0.0	0	0
Gilbert Frierson	1	32	32.0	1	32
Keontra Smith	1	1	1.0	0	1
James Williams	1	0	0.0	0	0
Leonard Taylor	1	4	4.0	0	4
Total	14	136	9.7	2	99
Opponents	12	169	14.1	2	67



2022: YEAR IN REVIEW

Field Goals

Player	fg	pct.	01-19	20-29	30-39	40-49	50-59	lg	bik
Andres Borregales	17-20	85.0	0-0	6-6	7-8	4-5	0-1	49	1
Opponents	13-15	86.7	2-2	6-6	2-3	3-3	0-1	41	1

Scoring

Player	td	fg	kick	rush	rcv	pass	dgp	saf	pts
Andres Borregales	-	17-20	32-32	-	-	-	-	-	83
Henry Parrish Jr.	6	-	-	-	-	-	-	-	36
Cobie Young	5	-	-	-	-	-	-	-	30
Thad Franklin, Jr.	5	-	-	-	-	-	-	-	30
Key-Shawn Smith	3	-	-	-	-	-	-	-	18
Will Mallory	3	-	-	-	-	-	-	-	18
Xavier Restrepo	2	-	-	-	-	-	-	-	12
Frank Ladson Jr.	1	-	-	-	-	-	-	-	6
Terrell Walden	1	-	-	-	-	-	-	-	6
Jaleel Skinner	1	-	-	-	-	-	-	-	6
Kahlil Brantley	1	-	-	-	-	-	-	-	6
Kamren Kinchens	1	-	-	-	-	-	-	-	6
Jaylan Knighton	1	-	-	-	-	-	-	-	6
Michael Redding III	1	-	-	-	-	-	-	-	6
Gilbert Frierson	1	-	-	-	-	-	-	-	6
Devon Perry	1	-	-	-	-	-	-	-	6
Jake Garcia	-	-	-	1	-	-	-	-	2
Total	33	17-20	32-32	1	0	0	0	0	283
Opponents	40	13-15	40-40	0	0	0	0	1	321

Score by Periods

Team	1st	2nd	3rd	4th	OT	TOT
Miami (FL)	50	76	61	88	8	283
Opponents	79	100	39	97	6	321

Punting

Player	no.	yds	avg	lg	tb	fc	120	50+	bik
Lou Hedley	46	2084	45.3	61	3	9	23	10	0
Will Hutchinson	3	142	47.3	57	0	1	2	2	0
Total	49	2226	45.4	61	3	10	25	12	0
Opponents	56	2375	42.4	66	2	20	21	13	0

Punt Returns

Player	no.	yds	avg	td	lg
Jacoby George	5	71	14.2	0	18
Tyrique Stevenson	4	37	9.3	0	30
Brashard Smith	3	19	6.3	0	18
Xavier Restrepo	1	0	0.0	0	0
Total	13	127	9.8	0	30
Opponents	15	57	3.8	0	18

Kick Returns

Player	no.	yds	avg	td	lg
Key-Shawn Smith	21	640	30.5	1	91
Brashard Smith	11	250	22.7	0	39
Kamren Kinchens	1	0	0.0	0	0
Jacoby George	1	21	21.0	0	21
Kahlil Brantley	1	19	19.0	0	19
Total	35	930	26.6	1	91
Opponents	13	237	18.2	0	36

All Purpose

Player	g	rush	rcv	pr	kr	ir	total	avg/g
Key-Shawn Smith	8	14	199	0	640	0	853	106.6
Henry Parrish Jr.	10	616	126	0	0	0	746	72.6
Brashard Smith	11	22	308	19	250	0	599	54.5
Will Mallory	12	0	538	0	0	0	538	44.8
Jaylan Knighton	10	423	82	0	0	0	505	50.5
Cobie Young	10	0	367	0	0	0	367	36.7
Frank Ladson Jr.	12	2	298	0	0	0	300	25.0
Thad Franklin, Jr.	8	209	41	0	0	0	250	31.3
Xavier Restrepo	7	0	240	0	0	0	240	34.3
Jacuri Brown	8	223	9	0	0	0	232	29.0
Jacoby George	7	0	130	71	21	0	222	31.7
Michael Redding III	8	0	217	0	0	0	217	27.1
Jaleel Skinner	9	0	129	0	0	0	129	14.3
Kamren Kinchens	12	0	0	0	0	99	99	8.3
Lucious Stanley	6	94	0	0	0	0	94	15.7
Romello Brinson	9	-11	99	0	0	0	88	9.8
Eljeh Anyo	5	0	66	0	0	0	66	13.2
Terrell Walden	2	43	0	0	0	0	43	21.5
Kahlil Brantley	8	0	21	0	19	0	40	5.0
Tyrique Stevenson	11	0	0	37	0	0	37	3.4
Gilbert Frierson	10	0	0	0	0	32	32	3.2
Devon Perry	1	31	0	0	0	0	31	31.0
Donald Chaney, Jr.	1	8	0	0	0	0	8	8.0
Andres Borregales	12	7	0	0	0	0	7	0.6
Isaiah Horton	4	0	6	0	0	0	6	1.5
Leonard Taylor	12	0	0	0	0	4	4	0.3
Kiontra Smith	12	0	0	0	0	1	1	0.1
Dominic Mannarelli	8	8	-2	0	0	0	-2	-0.3
Tyler Van Dyke	9	-34	0	0	0	0	-34	-3.8
Jake Garcia	8	-75	0	0	0	0	-75	-9.4
Total	12	1537	2868	127	930	136	5598	466.5
Opponents	12	1715	2792	57	237	169	4970	414.2

Total Offense

Player	g	plays	rush	pass	total	avg/g
Tyler Van Dyke	9	263	-34	1835	1801	200.1
Jake Garcia	8	140	-75	803	728	91.0
Henry Parrish Jr.	10	130	616	0	616	61.6
Jacuri Brown	8	99	223	230	453	56.6
Jaylan Knighton	10	78	423	0	423	42.3
Thad Franklin, Jr.	8	50	209	0	209	26.1
Lucious Stanley	6	19	94	0	94	15.7
Terrell Walden	2	6	43	0	43	21.5
Devon Perry	1	5	31	0	31	31.0
Brashard Smith	11	3	22	0	22	2.0
Key-Shawn Smith	8	3	14	0	14	1.8
Donald Chaney, Jr.	1	2	8	0	8	8.0
Andres Borregales	12	1	7	0	7	0.6
Frank Ladson Jr.	12	1	2	0	2	0.2
Romello Brinson	9	2	-11	0	-11	-1.2
Total	12	827	1537	2868	4405	367.1
Opponents	12	761	1715	2797	4512	376.0



2022: YEAR IN REVIEW

##	Player	GP-GS	BCU	USM	TA&M	MTSU	UNC	VT	DU	UVA	FSU	GaTech	CU	UP
0	James Williams	11/10	XXX	START	START	START	START	START	START	...	START	START	START	START
0	Romello Brinson	9/1	XXX	XXX	XXX	XXX	XXX	XXX	START	XXX	XXX
2	Tyrique Stevenson	11/10	XXX	START	START	START	START	...	START	START	START	START	START	START
2	Donald Chaney, Jr.	1/0	XXX
3	Gilbert Frierson	10/0	XXX	XXX	XXX	XXX	XXX	XXX	XXX	XXX	XXX	XXX
4	Keontra Smith	12/3	XXX	XXX	XXX	START	XXX	START	START	XXX	XXX	XXX	XXX	XXX
4	Jaylan Knighton	10/4	...	XXX	XXX	XXX	XXX	START	START	...	XXX	XXX	START	START
5	Key/Shawn Smith	8/3	XXX	START	START	XXX	XXX	XXX	XXX	START
5	Daryl Porter Jr.	9/1	XXX	XXX	XXX	START	XXX	...	XXX	XXX	XXX	XXX
6	Darrell Jackson	12/11	XXX	START	START	START	START	START	START	START	START	START	START	START
6	TreVonte' Citizen	0/0
7	Al Blades, Jr.	11/1	XXX	XXX	XXX	XXX	XXX	XXX	XXX	START	XXX	XXX	XXX	...
7	Xavier Restrepo	7/2	XXX	XXX	XXX	XXX	START	XXX	START
8	Frank Ladson Jr.	12/9	XXX	XXX	XXX	START	START	START	START	START	START	START	START	START
8	DJ Ivey	12/11	XXX	START	START	START	START	START	START	START	START	START	START	START
9	Avery Huff	7/0	XXX	XXX	XXX	XXX	XXX	XXX	XXX
9	Tyler Van Dyke	9/8	XXX	START	START	START	START	START	START	...	START	START
11	Corey Flagg, Jr.	11/9	XXX	START	XXX	START	START	START	START	XXX	START	START	START	...
11	Jacurri Brown	8/2	XXX	XXX	XXX	XXX	XXX	START	START	XXX
12	Jahfari Harvey	12/7	XXX	START	START	START	START	START	START	XXX	XXX	START	XXX	XXX
12	Brashard Smith	11/6	XXX	XXX	START	XXX	START	START	...	XXX	START	START	XXX	XXX
13	Chantz Williams	12/0	XXX	XXX	XXX	XXX	XXX	XXX	XXX	XXX	XXX	XXX	XXX	XXX
13	Jake Garcia	8/1	XXX	XXX	...	XXX	XXX	START	XXX	...	XXX	XXX
15	Avantae Williams	11/0	XXX	XXX	XXX	XXX	XXX	XXX	XXX	XXX	XXX	XXX	XXX	...
15	Jacoby George	7/1	XXX	XXX	XXX	XXX	XXX	XXX	XXX
16	Malik Curtis	11/1	XXX	START	XXX	XXX	XXX	...	XXX	XXX	XXX	XXX	XXX	XXX
16	Isaiah Horton	4/0	XXX	XXX	XXX	XXX
16	Bryson Martin	0/0
17	Peyton Matocha	0/0
17	Waymon Steed	5/3	XXX	START	START	XXX	START
18	Kahlil Brantley	8/0	XXX	XXX	...	XXX	XXX	XXX	XXX	XXX	XXX
18	Markeith Williams	4/0	XXX	...	XXX	XXX	XXX	...
19	Jayden George	0/0
19	Jaden Harris	2/0	XXX	XXX
20	Jalen Harrell	0/0
20	Terrell Walden	2/0	XXX	XXX
21	Henry Parrish Jr.	10/5	XXX	START	START	START	START	...	XXX	XXX	START	...	XXX	XXX
21	Khamauri Rogers	1/0	XXX
22	Thad Franklin, Jr.	8/0	XXX	XXX	XXX	XXX	XXX	XXX	XXX	XXX
22	Chris Graves, Jr.	0/0
23	Te'Cory Couch	12/10	XXX	XXX	START	START	START	START	START	START	START	START	START	START
23	Jaleel Skinner	9/2	XXX	XXX	XXX	XXX	XXX	...	START	XXX	START	XXX
24	Lucious Stanley	6/0	XXX	XXX	XXX	XXX	XXX	XXX
24	Kamren Kinchens	12/11	XXX	START	START	START	START	START	START	START	START	START	START	START
25	Keshawn Washington	1/0	XXX
27	Brian Balom	11/0	XXX	XXX	XXX	XXX	XXX	XXX	XXX	XXX	XXX	XXX	XXX	...
29	Isaiah Dunson	6/0	XXX	XXX	XXX	XXX	XXX	XXX	...
30	Andres Borregales	12/0	XXX	XXX	XXX	XXX	XXX	XXX	XXX	XXX	XXX	XXX	XXX	XXX
30	Mike Peraino	0/0
31	Wesley Bissainthe	12/3	XXX	XXX	XXX	XXX	XXX	XXX	XXX	XXX	XXX	START	START	START
32	Nyjalik Kelly	12/0	XXX	XXX	XXX	XXX	XXX	XXX	XXX	XXX	XXX	XXX	XXX	XXX
33	Wade Gullickson	1/0	XXX
34	Ryan Ragone	5/0	XXX	XXX	...	XXX	XXX	XXX
35	Michael Suarez	0/0
35	Josh Murillo	1/0	XXX
36	Luis Gutierrez	1/0	XXX
37	Emmanuel Houvardas	0/0
38	Myles Mooyoung	0/0
39	Cyrus Moss	3/0	XXX	XXX	XXX



2022: YEAR IN REVIEW

##	Player	GP-GS	BCU	USM	TA&M	MTSU	UNC	VT	DU	UVa	FSU	GaTech	CU	UP
41	Chase Smith	5/0	XXX	XXX	XXX	XXX	XXX
41	Seth Parrott	0/0
43	Isaiah Cashwell	0/0
43	Souleymane Bangoura	1/0	XXX
44	Antonio Moultrie	10/0	XXX	XXX	XXX	...	XXX	XXX	...	XXX	XXX	XXX	XXX	XXX
44	Syncere Sampson	0/0
45	Mitchell Agude	12/6	XXX	XXX	XXX	START	XXX	XXX	XXX	START	START	START	START	START
46	Devon Perry	1/0	XXX
46	Nick Kelly	0/0
47	Bryan Levine	0/0
47	Bryson Robertson	0/0
48	Jake Hoffman	0/0
48	Robbie Prosek	1/0	XXX
49	Mason Napper	12/0	XXX	XXX	XXX	XXX	XXX	XXX	XXX	XXX	XXX	XXX	XXX	XXX
49	John Yayi-Bondje	0/0
50	Laurance Seymore	6/4	XXX	START	...	XXX	START	START	START
50	Andrew Saint Fleur	0/0
51	DJ Scaife, Jr.	12/11	XXX	START	START	START	START	START	START	START	START	START	START	START
53	Jakai Clark	10/9	XXX	START	START	START	START	START	START	START
53	Lucas Peterson	1/0	XXX
55	Jacob Lichtenstein	8/0	XXX	XXX	XXX	XXX	XXX	XXX	XXX	XXX
55	Anez Cooper	10/4	XXX	XXX	XXX	...	XXX	XXX	...	START	START	XXX	START	START
56	Jonathan Denis	5/2	XXX	XXX	XXX	START	START
56	Leonard Taylor	12/9	XXX	XXX	XXX	START	START	START	START	START	START	START	START	START
57	Matt Antezana	0/0
58	Clay James	12/0	XXX	XXX	XXX	XXX	XXX	XXX	XXX	XXX	XXX	XXX	XXX	XXX
59	Gabe Landers	0/0
60	Zion Nelson	1/0	XXX
64	Jalen Rivers	9/7	XXX	START	START	START	START	START	START	XXX	START
66	Ousman Traore	2/0	XXX	XXX
68	Ian Johnson	0/0
69	Johnnie Brown	0/0
69	Zaire Cox	0/0
69	Trent Scheuerman	0/0
70	Justice Oluwaseun	5/4	XXX	START	START	START	START
71	Jared Griffith	0/0
72	Chris Washington	7/0	XXX	XXX	XXX	XXX	XXX	XXX	XXX
74	John Campbell, Jr.	12/11	XXX	START	START	START	START	START	START	START	START	START	START	START
76	Ryan Rodriguez	0/0
77	Logan Sagapolu	5/1	XXX	XXX	START	XXX	XXX
78	Matthew McCoy	2/1	XXX	START
79	Michael McLaughlin	3/0	XXX	XXX	...	XXX
80	Elijah Arroyo	5/2	XXX	START	XXX	START	XXX
81	Jared Harrison-Hunte	9/2	XXX	START	START	XXX	XXX	XXX	XXX	XXX	XXX
83	Michael Redding III	8/4	XXX	START	START	START	START	...	XXX	...	XXX	XXX
84	Josh Neely	0/0
85	Will Mallory	12/11	XXX	START	START	START	START	START	START	START	START	START	START	START
85	Sebastian Przytula	0/0
86	Fred Potter	2/0	XXX	XXX
86	Dominic Mammarelli	0/0	XXX	XXX	XXX	...	XXX	XXX	XXX	...	XXX	XXX
88	Colbie Young	10/6	XXX	XXX	XXX	START	START	START	XXX	START	START	START
90	Akheem Mesidor	11/8	XXX	...	START	XXX	START	START	START	START	START	XXX	START	START
91	Jordan Miller	12/0	XXX	XXX	XXX	XXX	XXX	XXX	XXX	XXX	XXX	XXX	XXX	XXX
92	Ahmad Moten	2/0	XXX	XXX
92	Trevor Weldon	0/0
93	Jabari Ishmael	0/0
94	Lou Hedley	12/0	XXX	XXX	XXX	XXX	XXX	XXX	XXX	XXX	XXX	XXX	XXX	XXX
95	Thomas Davis	1/0	XXX
97	Allan Haye, Jr.	2/0	XXX	XXX
97	Will Hutchinson	1/0	XXX



2022: YEAR IN REVIEW

Total Tackles

Player	S-A	Total	BCU	USM	TA&M	MTSU	UNC	VT	DU	UVA	FSU	GaTech	CU
Kamren Kinchens	34-25	59	2-1	0-4	2-3	1-1	5-1	0-1	1-3	5-0	1-0	4-4	9-4
James Williams	38-20	58	0-3	2-3	6-1	2-2	2-0	5-1	3-2	DNP	4-1	2-1	6-2
Corey Flagg, Jr.	34-22	56	2-2	4-2	4-1	3-5	5-2	4-1	0-2	3-1	6-4	2-1	1-1
Caleb Johnson	26-22	48	1-4	-	2-2	0-1	-	1-1	1-3	5-1	1-1	4-3	5-4
Mitchell Agude	21-18	39	0-2	-	2-1	1-2	1-1	1-2	4-1	3-4	3-2	2-2	2-0
DJ Ivey	28-10	38	1-1	5-0	3-0	-	3-0	3-2	5-2	1-0	1-1	3-2	3-1
Akheem Mesidor	21-17	38	3-1	DNP	2-0	2-0	0-3	4-4	3-3	-	1-1	2-2	4-1
Te'Cory Couch	32-5	37	1-0	1-0	1-1	5-0	4-0	3-1	-	2-1	5-1	3-0	3-1
Keontra Smith	15-18	33	-	0-1	2-1	2-1	3-1	4-2	1-1	-	1-6	0-2	1-1
Jahfari Harvey	20-11	31	0-1	-	1-0	2-3	3-2	4-1	1-0	3-1	-	2-0	3-1
Wesley Bissainthe	21-9	30	1-1	0-1	0-1	-	1-0	2-1	1-0	1-0	4-0	4-2	7-1
Darrell Jackson	11-16	27	-	1-0	0-2	0-3	5-2	2-1	2-0	1-1	0-2	0-2	0-2
Tyrique Stevenson	18-7	25	2-1	0-2	0-1	1-0	2-1	DNP	3-0	1-0	3-1	1-0	4-0
Leonard Taylor	11-13	24	0-2	2-0	1-0	0-1	1-0	0-2	1-0	3-3	-	0-1	3-2
Jordan Miller	6-12	18	-	1-1	0-1	0-2	1-1	-	1-0	-	0-4	1-1	2-2
Jared Harrison-Hunte	12-4	16	1-2	-	2-0	1-1	2-1	-	2-0	3-0	1-0	DNP	DNP
Antonio Moultrie	7-7	14	0-2	1-1	1-0	DNP	1-0	-	DNP	0-1	1-2	-	-
Chantz Williams	5-8	13	0-1	1-1	0-1	1-3	-	-	1-0	-	-	1-1	0-1
Daryl Porter Jr.	10-1	11	-	DNP	DNP	4-1	1-0	1-0	-	DNP	-	1-0	1-0
Al Blades, Jr.	9-2	11	-	0-1	1-0	-	-	-	4-1	3-0	-	-	1-0
Nyjalik Kelly	7-4	11	1-0	1-1	-	-	0-1	0-1	-	1-0	2-1	-	1-0
Waymon Steed	5-6	11	1-2	1-1	2-0	0-2	1-1	DNP	DNP	DNP	DNP	DNP	DNP
Avantae Williams	7-2	9	-	-	1-0	-	-	-	1-0	2-0	2-1	1-1	-
Elijah Roberts	6-3	9	1-1	1-1	-	1-0	DNP	-	2-0	0-1	1-0	DNP	DNP



2022: YEAR IN REVIEW

Rushing

Player	No-Yds/TD	BCU	USM	TA&M	MTSU	UNC	VT	DU	UVA	FSU	GaTech	CU	UP
Henry Parrish Jr.	130-616/4	14-108/3	23-109/1	16-85/0	14-57/0	11-19/0	DNP	11-63/0	24-113/0	6-14/0	DNP	4-12/0	7-36/0
Jaylan Knighton	78-423/1	DNP	6-19/0	14-77/0	2-1/0	4-13/0	10-27/0	7-26/0	DNP	4-60/0	16-118/1	8-10/0	7-72/0
Jacurri Brown	54-223/0	1-2/0	DNP	DNP	DNP	DNP	2-22/0	2-2/0	5-28/0	13-64/0	19-87/0	10-22/0	2-4/0
Thad Franklin, Jr.	50-209/5	9-78/2	12-49/1	1-1/0	15-36/2	3-8/0	4-24/0	DNP	DNP	3-8/0	3-7/0	DNP	DNP
Tyler Van Dyke	30-34/0	1-3/0	6-16/0	5-14/0	3-12/0	6-2/0	6-13/0	2-25/0	DNP	1-7/0	DNP	DNP	-
Jake Garcia	25-75/0	-	-	DNP	2--15/0	DNP	DNP	7-25/0	5-9/0	2-3/0	DNP	2-14/0	7-15/0
Lucious Stanley	19-94/0	6-42/0	DNP	DNP	DNP	DNP	4-23/0	1-0/0	3-18/0	2-5/0	3-6/0	DNP	DNP
Terrell Walden	6-43/1	5-41/1	DNP	DNP	DNP	DNP	DNP	DNP	DNP	1-2/0	DNP	DNP	DNP
Devon Perry	5-31/1	5-31/1	DNP	DNP	DNP	DNP	DNP	DNP	DNP	DNP	DNP	DNP	DNP
Brashard Smith	3-22/0	1-6/0	1-7/0	-	-	-	-	DNP	-	-	1-9/0	-	-
KeyShawn Smith	3-14/0	-	1-6/0	-	1-1/0	-	-	1-7/0	-	DNP	DNP	DNP	DNP
Donald Chaney, Jr.	2-8/0	DNP	DNP	DNP	DNP	DNP	DNP	DNP	DNP	DNP	DNP	DNP	2-8/0
Romello Brinson	2-11/0	-	-	-	1-8/0	-	-	-	1-3/0	DNP	DNP	DNP	-
Andres Borregales	1-7/0	-	-	-	-	-	-	-	-	-	-	-	1-7/0
Frank Ladson Jr.	1-2/0	-	-	-	-	-	-	-	-	-	-	-	1-2/0

Receiving

Player	No-Yds/TD	BCU	USM	TA&M	MTSU	UNC	VT	DU	UVA	FSU	GaTech	CU	UP
Will Mallory	42-538/3	2-21/0	-	6-56/0	4-50/0	8-115/0	3-62/0	2-45/1	3-22/0	-	1-22/1	4-42/0	9-103/1
Brashard Smith	33-308/0	2-12/0	4-53/0	3-14/0	3-27/0	5-59/0	6-76/0	DNP	2-16/0	2-5/0	4-37/0	-	2-9/0
Colbie Young	32-367/5	-	DNP	DNP	-	3-43/1	9-101/1	6-127/2	5-46/0	2-6/0	2-19/1	4-25/0	1-0/0
Frank Ladson Jr.	27-298/1	2-33/0	-	-	6-65/0	8-59/0	5-58/1	3-31/0	1-10/0	-	2-42/0	-	-
Xavier Restrepo	21-240/2	5-100/1	6-72/0	DNP	DNP	DNP	DNP	DNP	1-11/0	2-25/0	3-10/0	-	4-22/1
Henry Parrish Jr.	17-120/2	3-25/0	2-16/0	-	1-6/1	7-54/1	DNP	1-7/0	1-4/0	2-8/0	DNP	-	-
Michael Redding III	15-217/1	2-31/1	3-45/0	3-29/0	2-28/0	4-50/0	DNP	-	1-7/0	DNP	DNP	DNP	1-34/0
KeyShawn Smith	13-199/2	-	3-49/1	3-42/0	4-81/0	2-20/1	-	5-30/0	1-9/0	1-11/0	-	-	3-39/0
Jacoby George	13-130/0	DNP	DNP	3-41/0	DNP	DNP	DNP	1-8/0	DNP	-	1-4/1	-	-
Jaleel Skinner	9-129/1	1-30/0	DNP	DNP	1-17/0	3-40/0	2-30/0	3-6/0	DNP	1-7/0	-	-	1-10/0
Jaylan Knighton	9-82/0	DNP	-	1-6/0	1-3/0	2-56/0	-	1-8/0	-	DNP	DNP	DNP	1-58/0
Romello Brinson	7-99/0	1-10/0	1-18/0	1-0/0	1-6/0	-	1-1/0	-	-	DNP	DNP	DNP	DNP
Elijah Arroyo	5-66/0	1-11/0	1-5/0	1-29/0	2-21/0	DNP	DNP	DNP	-	DNP	DNP	DNP	DNP
Thad Franklin, Jr.	5-41/0	-	2-18/0	-	1-9/0	-	1-12/0	DNP	DNP	-	1-2/0	DNP	DNP
Kahlil Brantley	4-21/1	1-8/0	DNP	DNP	DNP	-	DNP	1-8/0	-	-	-	1-1/1	1-4/0
Jacurri Brown	1-9/0	-	DNP	DNP	DNP	DNP	-	1-9/0	-	-	-	-	-
Isaiah Horton	1-6/0	DNP	DNP	DNP	DNP	DNP	1-6/0	-	-	-	DNP	DNP	DNP
Dominic Mammarella	1-2/0	-	-	-	DNP	-	1-2/0	DNP	DNP	-	DNP	-	-



2022: YEAR IN REVIEW

Punt Returns

Player	No-Yds	BCU	USM	TA&M	MTSU	UNC	VT	DU	UVa	FSU	GaTech	CU	UP
Jacolby George	5-71	DNP	DNP	-	DNP	DNP	DNP	1-10	3-49	-	-	-	1-12
Tyrique Stevenson	4-37	-	2-40	2--3	-	-	DNP	-	-	-	-	-	-
Brashard Smith	3-19	-	-	-	-	1-6	2-13	DNP	-	-	-	-	-
Xavier Restrepo	1-0	1-0	-	DNP	DNP	DNP	DNP	DNP	-	-	-	-	-

Kick Returns

Player	No-Yds	BCU	USM	TA&M	MTSU	UNC	VT	DU	UVa	FSU	GaTech	CU	UP
Key'Shawn Smith	21-640	3-184	-	-	7-217	5-115	-	6-124	-	DNP	DNP	DNP	DNP
Brashard Smith	11-250	-	-	-	1-39	-	-	DNP	2-54	2-37	1-19	2-58	3-43
Jacolby George	1-21	DNP	DNP	-	DNP	DNP	DNP	1-21	-	-	-	-	-
Kahlil Brantley	1-19	-	DNP	DNP	DNP	-	DNP	1-19	-	-	-	-	-
Kamren Kinchens	1-0	-	-	-	-	-	-	-	-	-	1-0	-	-

Interceptions Returns

Player	No-Yds	BCU	USM	TA&M	MTSU	UNC	VT	DU	UVa	FSU	GaTech	CU	UP
Kamren Kinchens	6-99	1-0	-	-	1-0	1-0	-	-	-	-	3-99	-	-
Tyrique Stevenson	2-0	-	1-0	-	-	-	DNP	-	-	-	1-0	-	-
DJ Ivey	2-0	-	-	-	-	-	-	-	-	1-0	-	1-0	-



2022: YEAR IN REVIEW

Player	UA-A	Total	BCU	USM	TA&M	MTSU	UNC	VT	DU	UVa	FSU	GaTech	CU	UP
Akheem Mesidor	6-2	7	1-8	DNP	-	-	0.5-2	3.5-16	-	-	-	-	2-15	-
Jahfari Harvey	5-1	5.5	-	-	1-5	1-4	0.5-2	-	-	1-0	-	1-1	1-6	-
Nyjalik Kelly	3-2	4	-	1-5	-	-	0.5-5	0.5-2	-	1-2	1-5	-	-	-
Mitchell Agude	2-4	4	-	-	0.5-1	-	1-3	0.5-1	-	0.5-5	0.5-4	1-3	-	-
Darrell Jackson	2-2	3	-	-	1-2	-	1-3	-	1-3	-	-	-	-	-
Leonard Taylor	2-2	3	-	1-9	-	-	-	0.5-2	-	1.5-9	-	-	-	-
Corey Flagg, Jr.	2-1	2.5	-	-	-	1-5	0.5-5	1-7	-	-	-	-	-	DNP
Jared Harrison-Hunte	2-0	2	-	-	-	-	-	-	1-1	1-7	-	DNP	DNP	DNP
Keontra Smith	1-1	1.5	-	-	0.5-3	-	1-2	-	-	-	-	-	-	-
Caleb Johnson	1-1	1.5	-	-	-	-	-	-	1-7	-	0.5-7	-	-	-
Jacob Lichtenstein	1-0	1	-	1-8	-	-	-	-	-	-	DNP	DNP	DNP	DNP
Jordan Miller	0-2	1	-	-	-	-	-	-	-	-	1-12	-	-	-
Antonio Moultrie	0-1	0.5	0.5-3	-	-	DNP	-	-	DNP	-	-	-	-	-
Thomas Davis	0-1	0.5	0.5-3	DNP	DNP	DNP	DNP	DNP	DNP	DNP	DNP	DNP	DNP	DNP

Fumbles

Player	No-Lost	BCU	USM	TA&M	MTSU	UNC	VT	DU	UVa	FSU	GaTech	CU	UP
Jake Garcia	6-1	-	-	DNP	-	DNP	DNP	2-0	1-0	1-0	DNP	1-0	1-1
Tyler Van Dyke	4-2	1-1	-	-	-	-	-	2-1	DNP	-	DNP	DNP	1-0
Jaylan Knighton	2-2	DNP	-	-	1-1	1-1	-	-	DNP	-	-	-	-
Tyrique Stevenson	1-1	-	-	1-1	-	-	DNP	-	-	-	-	-	-
Key'Shawn Smith	1-1	-	-	-	-	-	-	1-1	-	DNP	DNP	DNP	DNP

Fumbles Forced

Player	Number	BCU	USM	TA&M	MTSU	UNC	VT	DU	UVa	FSU	GaTech	CU	UP
DJ Ivey	2	-	-	-	-	-	1	1	-	-	-	-	-
Caleb Johnson	2	-	-	-	-	-	-	-	-	-	-	1	1
James Williams	1	-	-	-	-	-	-	1	DNP	-	-	-	-
Kamren Kinchens	1	-	-	-	-	-	-	-	-	-	-	1	-
Antonio Moultrie	1	-	1	-	DNP	-	-	DNP	-	-	-	-	-
Mitchell Agude	1	-	-	-	-	-	-	-	-	-	-	-	1
Akheem Mesidor	1	-	DNP	-	-	-	-	-	-	-	-	1	-

Fumbles Recovered

Player	Number	BCU	USM	TA&M	MTSU	UNC	VT	DU	UVa	FSU	GaTech	CU	UP
James Williams	2	-	-	-	-	-	-	1	DNP	-	-	-	1
DJ Ivey	2	-	-	-	-	-	-	1	-	-	-	1	-
Chantz Williams	1	-	1	-	-	-	-	-	-	-	-	-	-
Avantae Williams	1	-	-	-	-	-	-	1	-	-	-	-	DNP
Kamren Kinchens	1	-	1	-	-	-	-	-	-	-	-	-	-
Jordan Miller	1	-	-	-	-	-	-	-	-	-	-	1	-



2022: YEAR IN REVIEW

#9 Tyler Van Dyke	Comp	Att	Int	Pct	Yards	TD	Long	Sacked	Effic.
Bethune-Cookman	13	16	0	81.3	193	2	52	0-0	223.8
Southern Miss.	20	29	1	69.0	261	1	35	4-20	149.0
Texas A&M	21	41	0	51.2	217	0	29	0-0	95.7
Middle Tenn.	16	32	2	50.0	138	1	16	2-12	84.0
North Carolina	42	57	1	73.7	496	3	41	2-12	160.6
Virginia Tech	29	46	0	63.0	342	2	37	2-9	139.8
Duke	11	16	0	68.8	81	1	20	2-25	131.9
Florida St.	4	8	0	50.0	24	0	10	1-7	75.2
Pittsburgh	4	8	1	50.0	83	0	39	0-0	112.2
Totals	160	253	5	63.2	1835	10	52	13-85	133.3

#11 Jacurri Brown	Comp	Att	Int	Pct	Yards	TD	Long	Sacked	Effic.
Virginia	0	1	0	0.0	0	0	0	0-0	0.0
Florida St.	5	9	1	55.6	37	0	15	1-12	67.9
Georgia Tech	14	19	0	73.7	136	3	23	1-9	185.9
Clemson	6	13	1	46.2	53	0	27	3-34	65.0
Pittsburgh	2	3	1	66.7	4	0	4	1-6	11.2
Totals	27	45	3	60.0	230	3	27	6-61	111.6

#13 Jake Garcia	Comp	Att	Int	Pct	Yards	TD	Long	Sacked	Effic.
Bethune-Cookman	7	7	0	100.0	88	0	30	0-0	205.6
Southern Miss.	2	2	0	100.0	15	0	11	0-0	163.0
Middle Tenn.	10	19	0	52.6	169	0	39	2-15	127.3
Duke	13	21	3	61.9	198	2	71	4-32	144.0
Virginia	15	31	0	48.4	125	0	23	2-16	82.3
Florida St.	1	2	1	50.0	1	0	1	1-10	-45.8



2022: YEAR IN REVIEW

Miami (FL) Inside Opponent Red-Zone

			Times	Times	Total	Rush	Pass	FGs	Failed to score inside RZ					
Date	Opponent	Score	In RZ	Scored	Pts	TDs	TDs	Made	FGA	Down	Int	Fumb	Half	Game
09/03/2022	Bethune-Cookman	W 70-13	10	9	63	9	7	2	0	0	0	1	0	0
09/10/2022	Southern Miss.	W 30-7	4	4	20	2	2	0	2	2	0	0	0	0
09/17/2022	at Texas A&M	L 9-17	4	3	9	0	0	0	3	4	0	0	0	0
09/24/2022	Middle Tenn.	L 31-45	5	3	21	3	2	1	0	0	2	0	0	0
10/08/2022	North Carolina	L 24-27	5	4	24	3	0	3	1	1	1	0	0	0
10/15/2022	at Virginia Tech	W 20-14	4	4	20	2	0	2	2	2	0	0	0	0
10/22/2022	Duke	L 21-45	1	1	7	1	0	1	0	0	0	0	0	0
10/29/2022	at Virginia	W 14-12	3	3	9	0	0	0	3	3	0	0	0	0
11/05/2022	Florida St.	L 3-45	1	0	0	0	0	0	0	0	0	1	0	0
11/12/2022	at Georgia Tech	W 35-14	3	3	22	3	1	2	0	0	0	0	0	0
11/19/2022	at Clemson	L 10-40	2	2	10	1	0	1	1	1	0	0	0	0
11/26/2022	Pittsburgh	L 16-42	6	3	16	2	0	2	1	1	2	1	0	0
Totals 39 of 48 (81.3%)			48	39	221	26	12	14	13	14	5	1	2	0

Opponents Inside Miami (FL) Red-Zone

			Times In RZ	Times Scored	Total Pts	Rush TDs	Pass TDs	FGs Made	Failed to score inside RZ					
Date	Opponent	Score							FGA	Down	Int	Fumb	Half	Game
09/03/2022	Bethune-Cookman	W 70-13	3	2	6	0	0	0	2	3	0	0	0	0
09/10/2022	Southern Miss.	W 30-7	1	0	0	0	0	0	0	0	0	1	0	0
09/17/2022	Texas A&M	L 9-17	2	2	10	1	1	0	1	1	0	0	0	0
09/24/2022	Middle Tenn.	L 31-45	4	3	17	2	2	0	1	1	0	0	0	1
10/08/2022	North Carolina	L 24-27	5	4	20	2	1	1	2	2	1	0	0	0
10/15/2022	Virginia Tech	W 20-14	2	2	14	2	1	1	0	0	0	0	0	0
10/22/2022	Duke	L 21-45	7	6	38	5	4	1	1	1	0	0	0	1
10/29/2022	Virginia	W 14-12	4	3	9	0	0	0	3	3	1	0	0	0
11/05/2022	Florida St.	L 3-45	6	6	38	5	3	2	1	1	0	0	0	0
11/12/2022	Georgia Tech	W 35-14	3	2	14	2	0	2	0	0	0	1	0	0
11/19/2022	Clemson	L 10-40	6	6	38	5	3	2	1	1	0	0	0	0
11/26/2022	Pittsburgh	L 16-42	4	3	21	3	2	1	0	0	1	0	0	0
	Totals 39 of 47 (83.0%)		47	39	225	27	17	10	12	13	3	2	0	0



2022: YEAR IN REVIEW

3rd-Down Conversions

Date	Opponent		Score	Overall	1st Qtr	2nd Qtr	3rd Qtr	4th Qtr	Overtime					
09/03/2022	Bethune-Cookman	W	70-13	7-7 100.0	2-2 100.0	1-1 100.0	1-1 100.0	3-3 100.0	0-1 0.0					
09/10/2022	Southern Miss.	W	30-7	9-17 52.9	4-6 66.7	2-4 50.0	1-2 50.0	2-5 40.0	0-0 0.0					
09/17/2022	at Texas A&M	L	9-17	5-14 35.7	2-4 50.0	0-2 0.0	1-3 33.3	2-5 40.0	0-0 0.0					
09/24/2022	Middle Tenn.	L	31-45	7-20 35.0	2-4 50.0	1-6 16.7	3-7 42.9	1-3 33.3	0-0 0.0					
10/08/2022	North Carolina	L	24-27	5-14 35.7	1-3 33.3	1-3 33.3	1-3 33.3	2-5 40.0	0-0 0.0					
10/15/2022	at Virginia Tech	W	20-14	8-17 47.1	4-5 80.0	2-4 50.0	0-4 0.0	2-4 50.0	0-0 0.0					
10/22/2022	Duke	L	21-45	4-12 33.3	0-2 0.0	2-5 40.0	1-2 50.0	1-3 33.3	0-0 0.0					
10/29/2022	at Virginia	Wot4	14-12	5-17 29.4	2-5 40.0	1-4 25.0	1-3 33.3	1-3 33.3	0-0 0.0					
11/05/2022	Florida St.	L	3-45	4-13 30.8	1-3 33.3	1-5 20.0	1-3 33.3	1-2 50.0	0-0 0.0					
11/12/2022	at Georgia Tech	W	35-14	7-12 58.3	3-4 75.0	2-3 66.7	0-2 0.0	2-3 66.7	0-0 0.0					
11/19/2022	at Clemson	L	10-40	3-11 27.3	0-2 0.0	1-3 33.3	0-3 0.0	2-3 66.7	0-0 0.0					
11/26/2022	Pittsburgh	L	16-42	3-12 25.0	1-3 33.3	0-4 0.0	1-2 50.0	1-3 33.3	0-0 0.0					
Miami (FL) Opponents				67-166	40.4	22-43	51.2	14-44	31.8	11-35	31.4	20-42	47.6	0-1 0.0
				68-162	42.0	15-37	40.5	20-44	45.5	18-40	45.0	15-39	38.5	0-1 0.0

4th-Down Conversions

Date	Opponent		Score	Overall	1st Qtr	2nd Qtr	3rd Qtr	4th Qtr	Overtime						
09/03/2022	Bethune-Cookman	W	70-13	0-0 0.0	0-0 0.0	0-0 0.0	0-0 0.0	0-0 0.0	0-0 0.0						
09/10/2022	Southern Miss.	W	30-7	0-1 0.0	0-0 0.0	0-1 0.0	0-0 0.0	0-0 0.0	0-0 0.0						
09/17/2022	at Texas A&M	L	9-17	0-1 0.0	0-0 0.0	0-0 0.0	0-0 0.0	0-1 0.0	0-0 0.0						
09/24/2022	Middle Tenn.	L	31-45	5-8 62.5	1-1 100.0	3-4 75.0	0-0 0.0	1-3 33.3	0-0 0.0						
10/08/2022	North Carolina	L	24-27	3-6 50.0	0-0 0.0	1-2 50.0	0-1 0.0	2-3 66.7	0-0 0.0						
10/15/2022	at Virginia Tech	W	20-14	0-0 0.0	0-0 0.0	0-0 0.0	0-0 0.0	0-0 0.0	0-0 0.0						
10/22/2022	Duke	L	21-45	1-3 33.3	1-2 50.0	0-0 0.0	0-1 0.0	0-0 0.0	0-0 0.0						
10/29/2022	at Virginia	Wot4	14-12	0-0 0.0	0-0 0.0	0-0 0.0	0-0 0.0	0-0 0.0	0-0 0.0						
11/05/2022	Florida St.	L	3-45	0-0 0.0	0-0 0.0	0-0 0.0	0-0 0.0	0-0 0.0	0-0 0.0						
11/12/2022	at Georgia Tech	W	35-14	0-0 0.0	0-0 0.0	0-0 0.0	0-0 0.0	0-0 0.0	0-0 0.0						
11/19/2022	at Clemson	L	10-40	0-1 0.0	0-0 0.0	0-0 0.0	0-1 0.0	0-0 0.0	0-0 0.0						
11/26/2022	Pittsburgh	L	16-42	0-2 0.0	0-0 0.0	0-1 0.0	0-0 0.0	0-1 0.0	0-0 0.0						
Miami (FL)				9-22	40.9	2-3	66.7	4-8	50.0	0-3	0.0	3-8	37.5	0-0	0.0
Opponents				9-15	60.0	2-4	50.0	1-1	100.0	2-4	50.0	4-6	66.7	0-0	0.0

Time of Possession

Date	Opponent		Score	Overall	1st Qtr	2nd Qtr	3rd Qtr	4th Qtr	Overtime
09/03/2022	Bethune-Cookman	W	70-13	29:36	06:50	04:48	07:04	10:54	00:00
09/10/2022	Southern Miss.	W	30-7	37:00	07:55	09:02	08:34	11:29	00:00
09/17/2022	at Texas A&M	L	9-17	34:20	07:17	07:03	08:58	11:02	00:00
09/24/2022	Middle Tenn.	L	31-45	33:58	06:00	13:33	06:43	07:42	00:00
10/08/2022	North Carolina	L	24-27	28:46	06:22	09:46	06:15	06:23	00:00
10/15/2022	at Virginia Tech	W	20-14	31:12	09:14	06:26	09:25	06:07	00:00
10/22/2022	Duke	L	21-45	27:42	08:50	07:49	04:32	06:31	00:00
10/29/2022	at Virginia	Wot4	14-12	32:42	10:18	07:26	05:17	09:41	00:00
11/05/2022	Florida St.	L	3-45	28:01	06:20	07:36	08:12	05:53	00:00
11/12/2022	at Georgia Tech	W	35-14	35:46	08:32	10:37	05:32	11:05	00:00
11/19/2022	at Clemson	L	10-40	21:45	02:50	05:04	07:42	05:00	00:00
11/20/2021	Virginia Tech	W	38-26	26:22	04:09	05:39	04:31	12:03	00:00
11/27/2021	at Duke	W	47-10	32:38	05:30	10:50	09:02	07:16	00:00
Miami (FL)			Total	328:26	62:47	83:03	76:10	106:26	00:00
			Avg.	27:22	05:14	06:55	06:21	08:52	00:00
Opponents			Total	390:57	103:36	110:25	83:31	93:25	00:00
			Avg.	32:35	08:38	09:12	06:58	07:47	00:00



2022: YEAR IN REVIEW

Opponent	Score	Total	First Downs	Pen	Rushing Number-Yards	Comp-Att-Int	Passing Yards	Total Offense Plays-Yards	Return Yards	Turn- Overs
Bethune-Cookman	70-13	31/13	14/3	17/9	42-305 / 29-93	20-23-0 / 14-27-3	281 / 249	65-586 / 56-342	216 / 16	1 / 3
Southern Miss.	30-7	24/12	14/2	9/9	49-174 / 23-94	22-31-1 / 16-27-1	276 / 207	80-450 / 50-241	40 / 45	1 / 3
Texas A&M	9-17	27/16	11/7	12/7	36-175 / 32-124	21-41-0 / 10-20-0	217 / 140	77-392 / 52-264	-3 / 61	1 / 0
Middle Tenn.	31-45	26/14	7/6	14/8	38-60 / 36-99	26-51-2 / 16-25-1	307 / 1408	89-367 / 61-507	256 / 18	3 / 1
North Carolina	24-27	30/22	3/9	24/13	24-42 / 43-161	42-57-1 / 19-28-2	496 / 309	81-538 / 71-470	122 / 36	2 / 2
Virginia Tech	20-14	22/19	8/6	11/8	28-107 / 30-78	29-46-0 / 21-33-0	342 / 179	74-449 / 63-257	9 / 12	0 / 1
Duke	21-45	18/14	7/10	10/6	31-48 / 42-200	24-37-3 / 13-25-0	279 / 136	68-327 / 67-336	174 / 111	8 / 2
Virginia	14-12	17/14	8/7	8/6	38-147 / 33-119	15-32-0 / 15-26-0	125 / 108	70-272 / 59-327	103 / 2	0 / 0
Florida St.	3-45	13/22	9/12	7/3	33-126 / 49-229	10-19-2 / 13-16-1	62 / 225	52-188 / 65-454	37 / 26	4 / 1
Georgia Tech	35-14	22/23	12/7	8/11	44-217 / 27-129	14-19-0 / 24-43-4	136 / 234	63-353 / 70-363	118 / 30	0 / 4
Clemson	10-40	6/27	2/13	3/12	24-30 / 47-201	9-18-1 / 25-37-1	68 / 246	42-98 / 84-447	85 / 62	2 / 3
Pittsburgh	16-42	20/27	5/12	12/13	27-106 / 35-248	23-39-2 / 18-28-1	279 / 256	66-385 / 63-504	59 / 92	3 / 2
Totals	283-321	256 / 223	100 / 94	131 / 107	257 / 22	414-1537 / 426-1715	255-413-12 / 204-335-14	2868 / 2797	1216 / 511	25 / 22

Opponents	3rd Down	4th Down	Time of	TOP	Avg	Avg	Avg	Punting	Penalties	Sacks
	Conversion	Conversion	Possession	Margin	Yds/Rush	Yds/Pass	Yds/Play	Number-Avg	Number-Yards	
Bethune-Cookman	7-7 / 5-14	0-0 / 0-0	29:36 / 30:13	-00:37	7.3 / 3.2	12.2 / 9.2	9.0 / 6.1	0-0.0 / 4-34.5	6-48.0 / 13-95.0	2 / 0
Southern Miss.	9-17 / 5-13	0-1 / 0-0	37:00 / 20:53	16:07	3.6 / 1.5	8.9 / 7.7	5.6 / 4.8	4-44.5 / 7-44.4	7-70.0 / 7-51.0	3 / 4
Texas A&M	5-14 / 4-12	0-1 / 0-0	34:20 / 25:40	08:40	4.9 / 3.9	5.3 / 7.0	5.1 / 5.1	3-49.0 / 6-44.3	7-52.0 / 5-55.0	3 / 0
Middle Tenn.	7-20 / 3-12	5-8 / 2-3	33:58 / 26:02	07:56	1.6 / 2.8	6.0 / 16.3	4.1 / 8.3	3-47.3 / 5-51.8	4-15.0 / 8-82.0	2 / 4
North Carolina	5-14 / 7-14	3-6 / 2-3	28:46 / 31:14	-02:28	1.8 / 3.7	8.7 / 11.0	6.6 / 6.6	2-45.0 / 2-40.5	4-35.0 / 8-61.0	5 / 2
Virginia Tech	8-17 / 4-15	0-0 / 1-1	31:12 / 28:48	02:24	3.8 / 2.6	7.4 / 5.4	6.1 / 4.1	7-44.6 / 8-42.9	17-159.0 / 6-56.0	6 / 2
Duke	4-12 / 7-16	1-3 / 2-2	27:42 / 32:18	-04:36	1.5 / 4.8	7.5 / 5.4	4.8 / 5.0	2-46.0 / 5-39.4	3-30.0 / 5-55.0	3 / 6
Virginia	5-17 / 5-16	0-0 / 0-1	32:42 / 27:18	05:24	3.9 / 3.6	3.9 / 8.0	3.9 / 5.5	8-38.5 / 6-43.5	5-22.0 / 6-50.0	5 / 3
Florida St.	4-13 / 6-11	0-0 / 1-1	28:01 / 31:59	-03:58	3.8 / 4.7	3.3 / 14.1	3.6 / 7.0	6-47.0 / 3-41.3	9-72.0 / 4-40.0	3 / 3
Georgia Tech	7-12 / 4-12	0-0 / 1-3	35:46 / 24:14	11:32	4.9 / 4.8	7.2 / 5.4	5.6 / 5.2	5-46.0 / 4-30.8	9-79.0 / 4-30.0	2 / 1
Clemson	3-11 / 14-19	0-1 / 0-0	21:45 / 38:15	-16:30	1.3 / 4.3	3.8 / 6.6	2.3 / 5.3	6-50.8 / 3-41.7	6-58.0 / 2-19.0	3 / 5
Pittsburgh	3-12 / 4-8	0-2 / 0-1	27:42 / 32:18	-04:36	3.9 / 7.1	7.2 / 9.1	5.8 / 8.0	3-46.7 / 3-43.7	8-80.0 / 5-65.0	0 / 6
Totals	67-166 / 68-162	9-22 / 9-15	368:30 / 349:12	19:18	3.7 / 4.0	6.9 / 8.3	5.3 / 5.9	49-45.4 / 56-42.4	85-720.0 / 73-659.0	37 / 36

Note: Game totals are displayed in the format TEAM/OPPONENT for each category



1926-36

THE BEGINNING

Before competition even took place on a freshman level, plans for a 50,000-seat on campus stadium were proposed in 1926 by the school's first president, Dr. Bowman Ashe. Work began on a temporary, 8,000-seat structure on campus, but one day later, on September 17, 1926, a hurricane leveled much of South Florida, killing more than 130 people, damaging over 10,000 homes and shelving plans for the stadium.

Classes would start late and it wasn't until October 23 that UM played its first game: a 7-0 win over Rollins in front of 304 spectators. The season included two wins over the University of Havana, with a Thanksgiving Day game in Miami and a Christmas Day meeting in Cuba.

The first varsity competition came in 1927 and coach Howard Buck guided the Hurricanes to a 3-6-1 record with a 39-3 win over Rollins in the first game.

MIAMI'S FIRST ROAD VICTORY

J. Burton Rix, who had coached at Texas and SMU, arrived in time for the 1929 season and Miami's first varsity road games. The team traveled via the city's private car, *The Spirit of Miami* on the Eastern Seaboard Railroad.

MIAMI'S FIRST INTERSECTIONAL GAME

Miami's first intersectional game was an indoor contest against Temple in Atlantic City, N.J. The UM players presented their opponents with coconuts prior to the contest; in return Temple handed Miami a 34-0 defeat. Also that season, the Hurricanes played one of the nation's first night games on October 31, 1930 a game vs. Bowden College in Miami.

FIRST BOWL GAME

UM entered the bowl business, upsetting Manhattan in the Palm Festival on January 1, 1933, at Moore Park in Miami. The next year, UM went 5-0-2 but lost in the Palm Festival to a Duquesne team coached by Elmer Layden (one of the famed Four Horsemen of Notre Dame).

BEGINNING OF THE FAMED ORANGE BOWL

UM played Bucknell on New Year's Day following the 1934 season in the Wooden Bowl. A halftime parade that included an orange-colored bowl was the humble beginning of the famed Orange Bowl extravaganzas produced by Earnie Seiler.

1937-42, 1945-47

THE JACK HARDING ERA

Jack Harding served as both head coach and athletic director in 1937. In nine seasons as head coach (with a two-year break for service in World War II), Harding moved the Hurricanes from the ranks of a small time program into major college status. In 1937 UM also moved into the Roddy Burdine Municipal Stadium (later renamed the Orange Bowl).

HURRICANES' FIRST WIN OVER GATORS

Miami won its first meeting against Florida and that same year captured the Southern Intercollegiate Athletic Association championship for the first time.

HURRICANES DURING WWII

Eddie Dunn, a running back out of Pittsburgh, starred for the Hurricanes in the late '30s and took over as head coach for two years (1943-44) during World War II. When Harding returned just prior to the 1945 season, it appeared that UM would suffer through another miserable season after going 1-7-1 in 1944. But enrollment began to swell as hundreds returned from the service. The Canes forged a 9-1-1 record that included one of the most memorable Orange Bowl games in history.

On January 1, 1946, UM and Holy Cross had battled to a 6-6 tie with just a few seconds remaining. Crusader quarterback Gene DeFilippo threw a desperation pass that went in and out of the arms of an open receiver and wound up in the hands of the Hurricanes' Al Hudson. A former Miami Edison High track star, Hudson juggled the ball and sprinted 89 yards for the winning score as time ran out.



1948-63

THE ANDY GUSTAFSON ERA

In 16 seasons, Andy Gustafson's teams went to four bowls and appeared on national television nine times. He developed the "Miami Drive Series", a form of the belly option generally considered the forerunner of the wishbone and coached Al Carapella as UM's first major college All-American (1950). Gustafson's 1950 squad went 9-1-1, defeated Purdue one week after the Boilermakers had broken Notre Dame's unbeaten streak at 39 games and earned an Orange Bowl bid against Clemson.

UM'S FIRST TOP 10 RANKING

A No. 9 ranking by both UP and INS in 1954 marked UM's first Top 10 ranking at the end of the season. In 1956, on the strength of an 8-1-1 mark, the Hurricanes finished sixth in all three wire service polls.

HURRICANES AND INTEGRATION

UM broke a Southern tradition by playing against African-American players in a 14-6 defeat of Iowa in the Orange Bowl. In the late 1950s, UM had won a battle with the city to open seating to African-Americans in the entire Orange Bowl, and on January 31, 1961, the UM trustees voted unanimously to open the door to all students.

FIRST AFRICAN-AMERICAN HURRICANES

In December 1966, the University of Miami signed an African-American athlete, Ray Bellamy, a 6-5, 210-pound wide receiver from Palmetto, Fla., who chose Miami over Florida State, Florida A&M and a number of major colleges in the Midwest. Miami became the second major college in the South with an African-American football player on scholarship, and Bellamy became a standout both on and off the football field. Tom Sullivan, a tailback from Jacksonville, became the second African-American signee in 1968 and was followed one year later by future pro stars Burgess Owens and Chuck Foreman.

THE AGE OF MIRACLES

Key West native George Mira led Miami to a pair of bowl games while twice earning All-America honors in the early 1960s. Nicknamed "The Matador," Mira set nearly every passing record in the school's history, finished fifth in the Heisman

Trophy voting as a senior and tied a national completion record (368) despite UM's 3-7 record.

1964-69

THE CHARLIE TATE ERA

Charlie Tate was tabbed as head man in early 1964 and after two years at .500 under Tate, another star emerged to lead UM to back-to-back bowl games.

HENDRICKS EMERGES

Born in Guatemala and raised in South Florida, Ted Hendricks, nicknamed "The Mad Stork," became one of the most feared pass rushers in college football. He became the school's first and only three-time All-American (1966, 1967 and 1968).

1970-78

CANES FIND THEIR WAY

Five different coaches guided UM from 1970-78, with Walk Kichefski (1970), Fran Curci (1971-72), Pete Elliott (1973-74), Carl Selmer (1975-76) and Lou Saban (1977-78) combining to go 37-61 in nine seasons. Elliott had the most success of the group, going 5-6 in 1973 and 6-5 in 1974. During the 1974 season - one of only two winning seasons for UM in the 1970s - the Canes won road contests at No. 19 Houston and West Virginia, in addition to picking up home victories over Virginia Tech and Syracuse. UM's other winning season of the 1970s came in 1978 when Saban guided UM to 6-5 campaign with road wins at Kansas, at No. 19 Auburn and at Florida to close out the season.

The bad times were eased some when Miami pulled a stunning 14-13 upset of Florida in Gainesville.

FIFTH DOWN PLAY

After three games in 1972, the Hurricanes were winless and playing at home against Tulane when a fifth down play gave Miami a 24-21 win. The Hurricanes had started with a first-and-10 from Tulane's 12-yard line late in the game. After four plays (plus a nullified penalty down), Miami was exiting the field, still trailing 21-17. But the officials called the UM offense back onto the field for another down, which resulted in a 32-yard touchdown pass from quarterback Ed Carney to split end Witt Beckman.



1979-1983

THE HOWARD SCHNELLENBERGER ERA

In January 1979, UM hired Dolphins offensive coordinator Howard Schnellenberger as its eighth head coach since 1963. Schnellenberger installed a pro-style passing attack, and in his first year at the helm UM became known as the "Jet-Lag Kids." The team traveled more than 28,000 miles in 1979, an NCAA record, including trips to the Japan Bowl, San Diego State, Penn State and Syracuse, posting a 5-6 record.

TURNING POINT UNDER SCHNELLENBERGER

A year later, Schnellenberger's Hurricanes went 8-3 and were invited to the Peach Bowl. They posted a 20-10 victory over Virginia Tech to finish 9-3 for the season. That game is cited by many as the turning point in the UM football program. UM went 9-2 in 1981 and 7-4 in 1982, both respectable seasons. Still, nobody knew what was coming next. By Schnellenberger's fifth and last season of 1983, UM had traveled even further - to the national championship of college football. Behind the passing wizardry of freshman quarterback Bernie Kosar, the Hurricanes upset Nebraska 31-30 in the 50th Orange Bowl Classic to cap a storybook 11-1 season and a No. 1 spot in both wire service polls

1984-88

THE JIMMY JOHNSON ERA

In May 1984, UM athletic director Sam Jankovich plucked Jimmy Johnson away from Oklahoma State. Johnson's first campaign resulted in an 8-5 record, including the "Hail Flutie" loss to Boston College and an appearance in the Fiesta Bowl.

TESTAVERDE BECOMES UM'S FIRST HEISMAN WINNER

In 1986, the 60th year of UM's varsity football history, the Hurricanes fielded what many consider to be one of the best college football teams ever. Led by Miami's first Heisman Trophy winner - Vinny Testaverde - the Hurricanes swept through the regular season with a

perfect 11-0 mark. Miami held down the No. 1 national ranking for 15 weeks in the fall of 1986 on the strength of a record-breaking offense and the nation's No. 5 ranked defense, a unit that featured first-team All-Americans Jerome Brown and Bennie Blades.

THREE CANES TAKEN IN FIRST NINE PICKS OF NFL DRAFT

The Hurricanes of 1986 appeared on network TV in eight of their 12 games, and in the spring of 1987, three Hurricanes (Testaverde, Alonzo Highsmith and Jerome Brown) were selected in the first nine picks of the NFL Draft.

SECOND TITLE IN 1987

The Hurricanes firmly established themselves as the "Team of the 1980s" in 1987 by winning the school's second national championship in five years. The season was highlighted by "The Game of the Year," as it was later called, on October 3 in Tallahassee, as No. 3 Miami faced No. 4 Florida State on national television (CBS). Miami overcame a 19-3 deficit behind three Steve Walsh touchdown passes and Bubba McDowell knocked down an FSU two-point conversion attempt to preserve a 26-25 Hurricanes victory.

THE FIRST UNBEATEN SET OF CANES

In the 1988 Orange Bowl, Miami, for the third consecutive season, dealt the powerful Sooners their only defeat of the year, 20-14. Miami completed a 12-0 season, the first undefeated record by a UM varsity team.

BLADES AND STUBBS SHINE

At season's end, safety Bennie Blades, Miami's all-time interceptions leader, was named consensus All-American for the second straight year and in January 1988 he was named co-recipient of the Jim Thorpe Award, which honors the nation's finest defensive back. DE Daniel Stubbs, Miami's all-time sack leader, also closed out his memorable career as a consensus All-American and finished as a finalist for the Outland Trophy.

FIRST TRIP TO THE WHITE HOUSE

On January 29, 1988, the Hurricane players and coaches were honored guests of President Ronald Reagan at the White House, a first for any collegiate athletic team in the state of Florida.



1989-94

THE DENNIS ERICKSON ERA

Dennis Erickson of Washington State was named UM's 18th head coach on March 5, 1989. Erickson earned the distinction of being only the second Division I head coach to win a national title in his first season at a school, leading the Hurricanes to an 11-1 record and the school's third national championship in seven seasons. Truly the "Team of the 1980s", Miami stormed to the crown with a 33-25 win over Alabama in the Sugar Bowl. QB Craig Erickson won Sugar Bowl MVP honors.

The 1990 edition of the Hurricanes went on to set school records in total offense (482.9 yards per game) and in passing yardage (324.8 ypg). A powerful defensive unit anchored by All-Americans Russell Maryland (who went on to become the Hurricanes' first Outland Trophy winner and was the first overall pick in the NFL draft) and Maurice Crum (a Butkus Award finalist) allowed just 79.7 yards per game rushing. Miami finished the season with a 10-2 record and a 46-3 victory over Texas in the Mobil Cotton Bowl (UM's eighth straight New Year's Day Bowl). With its No. 3 final ranking, it became only the second team in college football history to finish No. 1, 2 or 3 for five straight seasons.

MIAMI JOINS THE BIG EAST

Following the 1990 season, Miami officially became a charter member of the BIG EAST Football Conference, joining Boston College, Syracuse, Pittsburgh, Rutgers, Temple, Virginia Tech and West Virginia.

UNDEFEATED AGAIN

In 1991, Miami went 12-0 for only the second time in its history, winning the AP National Championship, while Washington, which also finished 12-0, was voted National Champion by CNN/USA *TODAY* (coaches). It was the second title in Dennis Erickson's three years (a feat matched by only one other coach), the third for the school in five years, and fourth in nine.

HUERTA'S RECORD

Kicker Carlos Huerta set an NCAA record with 157 consecutive extra points and set or tied 13 Miami records. He finished with 397 career points, third on the NCAA career list, and was one of five UM first-team

All-Americans, joining defensive back Darryl Williams, offensive lineman Leon Searcy, linebacker Darrin Smith and receiver/kick returner Kevin Williams.

WHITE HOUSE AGAIN

The season ended with a third visit to the White House in five years, this time to see President George H.W. Bush, following a convincing 22-0 win over Nebraska in the Federal Express Orange Bowl.

HURRICANE ANDREW STRIKES

The 1992 season saw the Hurricanes face a level of adversity previously unimagined. Just prior to the season, on August 24, South Florida was devastated by Hurricane Andrew causing Erickson, five other coaches and several staff and players' families to move out of their severely damaged homes. The Miami football team was forced to move nearly 200 miles north to Dodgertown in Vero Beach to complete preseason drills before playing the season opener. The 24-7 road victory at Iowa was the first positive symbol for a ravaged Miami community. Head coach Dennis Erickson was named the BIG EAST Coach of the Year, while QB Gino Torretta earned college football's highest individual honor, becoming Miami's second Heisman Trophy winner.

Torretta became the most honored college player in history and was joined by linebackers Micheal Barrow and Darrin Smith and cornerback Ryan McNeil as first-team All-Americans.

NCAA RECORD SET

A 41-17 defeat of Memphis State in the 1993 season finale gave the Canes their 57th consecutive home victory, tying the NCAA record set by Alabama, and sent a senior class to graduation without a loss in the Orange Bowl during their careers.

58 IN A ROW

Miami opened the 1994 campaign by etching its name atop an NCAA record that may never fall. With a 56-0 victory over Georgia Southern, the Hurricanes recorded their 58th consecutive victory in the Orange Bowl, a streak that began in 1985. After posting a road victory at Arizona State, the Canes returned home to face another Pac-10 foe, Washington. The Huskies capitalized on a series of UM miscues early in the third quarter to produce 22 points, and the Miami home win streak ended with a 38-20 defeat.



SAPP WINS LOMBARDI AWARD

Defensive tackle Warren Sapp etched his name among the great defensive linemen in UM history as he was named a consensus All-American and Miami's first Lombardi Award winner in 1994.

1995-2000

THE BUTCH DAVIS ERA

Former UM assistant Butch Davis returned to Coral Gables following six seasons as an assistant coach with the Dallas Cowboys in January of 1995. By mid-October, Miami found itself with a 1-3 record, including a 0-1 mark in conference play, Miami regrouped and reeled off seven straight wins to finish the season with an 8-3 record. Junior middle linebacker Ray Lewis finished second in the balloting for the 1995 Butkus Award and was honored as a first-team All-American by the Associated Press.

3 FOR 300

The 1997 Hurricanes became the first team in the history of the program to put together three consecutive games of rushing for more than 300 yards. Miami accomplished the feat in wins over Boston College, Temple and Arkansas State. In the thrilling, double overtime victory over BC, running back Edgerrin James set what was then a BIG EAST and University of Miami single-game rushing record with 271 yards in the 45-44 win.

BACK TO THE TOP

In 1998, the Hurricanes began their ascent back to the top of college football. A team that featured 71 sophomores and freshmen battled to a BIG EAST Conference title showdown with Syracuse in the conference finale. Miami rebounded from a bitter defeat at Syracuse to ruin UCLA's national title hopes in the regular-season finale. In a game that was originally scheduled to be played in the Orange Bowl on September 26 but was rescheduled for December 5 as Hurricane George set its sights on South Florida, Miami hosted the third-ranked Bruins and their 20-game winning streak. When Cade McNown's "Hail Mary" pass fell through the back of the end zone as time expired, fans stormed the Orange Bowl field to

celebrate UM's dramatic 49-45 victory. The Hurricanes had sent notice to the college football world that the program was headed back in the right direction. Miami finished 1998 with a 9-3 mark and a No. 20 final ranking following a 46-23 dismantling of NC State in the Micron PC Bowl at nearby Pro Player Stadium.

BC COMEBACK

The Hurricanes produced the largest comeback in UM history at Boston College in 1999, erasing a 28-0 third quarter deficit to win, 31-28. That win provided UM with momentum as the Canes would win seven of their final eight games, the only loss coming to No. 2 Virginia Tech.

BACK ON TOP

The 2000 Hurricanes tallied big victories over top-ranked Florida State and No. 2 Virginia Tech on their way to being acknowledged nationally as college football's hottest team at season's end, but were not given a chance to play for the national championship. UM laid an impressive 37-20 win on Florida in the Nokia Sugar Bowl to make a case for a fifth championship and setting the stage for another title run in 2001.

2001-06

THE LARRY COKER ERA

Larry Coker was named as UM's 19th head football coach on February 3, 2001. The 2001 season started with Coker facing coaching legend Joe Paterno and the Penn State Nittany Lions. A crowd of 109,313 – the largest ever for a Miami game – watched the Hurricanes open the season with a resounding statement. Miami raced to a 30-0 halftime lead on the way to a 33-7 victory before a national television audience. QB Ken Dorsey orchestrated a 344-yard passing performance and the Hurricanes were stifling on defense in the victory.

"BREAK HISTORY AND MAKE HISTORY"

The Seminoles were riding a 54-game home unbeaten streak (37 straight wins), and had not lost on their home turf since a UM victory in 1991. Miami's mission to "Break History and Make History" was accomplished in spectacular fashion with a 49-27 defeat of the Seminoles. Another national television



audience watched the Hurricanes' defense cause six FSU turnovers. Miami scored via offense, defense and special teams en route to one of its largest points total ever against the Seminoles, a victory that returned UM to the top of the rankings.

NO. 5 TAKES THE ROSE

The Rose Bowl hosted the Bowl Championship Series (BCS) title game for the first time. It also marked the first time in 56 years that teams from conferences other than the Pac-10 and Big Ten were competing in the game. Miami left little doubt about which team was college football's best, as it raced to a 34-0 halftime lead behind a huge first-half performance by game co-MVPs Ken Dorsey and Andre Johnson. Dorsey and Johnson connected for two touchdowns and 199 yards in the game with Dorsey throwing for a career-best 362 yards. Portis added another score on a brilliant 39-yard touchdown run and the Hurricanes were able to enjoy the second half of their national title victory. Miami's fifth national title team in 19 years ranked among its most dominating, setting a school and BIG EAST record with 475 points in the regular season. Miami's 37-point outburst in the Rose Bowl gave the team 512 points overall. In BIG EAST games, the 2001 Hurricanes scored 290 points, second to 2000's 310. During the 2001 regular season, UM outscored its opponents by an average margin of 43.2 to 9.4. The total included a 239-33 (21.7-3.0) advantage in the first half and 236-70 (21.5-6.36) mark in the second half. The Hurricanes were especially dominant at home as they outscored their opponents by a staggering 306-17 count.

COKER MAKES HISTORY

Coker became the first rookie head coach to lead his team to a national title since 1948. He earned two national Coach of the Year honors, winning the "Bear" Bryant Award from the National Sportswriters and Sportscasters Association, and sharing the American Football Coaches' Association honor with Maryland's Ralph Friedgen.

LOPSIDED WIN IN THE SWAMP

The first regular-season meeting between UM and UF in 16 years was a matchup of a pair of teams ranked in the nation's top 10 in 2002. The top-ranked Hurricanes dominated the sixth-ranked Gators with an impressive show of offensive versatility and

defensive force in a stunningly easy 41-16 victory. The outcome was the most lopsided UF home loss in more than 20 years. Quarterback Ken Dorsey threw for four touchdowns, tailback Willis McGahee rushed for 204 yards and the Miami defense created three turnovers.

JUSY SHY OF NO. 6

The Hurricanes had earned a shot at their sixth national title with a berth in the 2003 Tostitos Fiesta Bowl, where they would face Ohio State in Tempe, Ariz., and the matchup provided one of college football's most dramatic games. Miami overcame a 17-7 second-half deficit to tie the game when Todd Sievers nailed a 40-yard field goal as time expired. Miami took the lead 24-17 in the first overtime when Dorsey connected with tight end Kellen Winslow for a score. Ohio State responded with a touchdown to send it to a second overtime, a score made possible by a controversial pass interference call in the end zone on a fourth-down play that kept the Buckeyes' drive alive. OSU took a 31-24 lead, a lead they held when Miami's final possession ended on an incompletion from the two-yard line on fourth down.

RALLY AGAINST THE GATORS

Miami opened with Florida in 2004 and fell behind the Gators 33-10 midway through the third quarter. A packed house at the Orange Bowl was in disbelief but the Hurricanes rallied behind the hot hand of quarterback Brock Berlin who compiled one of the most amazing performances in Miami history in the second half. Berlin led Miami to a 38-33 comeback win by completing 19 of his final 21 passes over the game's final 21 minutes, leading four touchdown drives and taking the Hurricanes to the winning score with just over a minute remaining. Miami closed its season in the FedEx Orange Bowl against rival Florida State. A missed FSU field goal attempt in the fourth period continued Miami's roll in the series, as the Hurricanes ended 2003 with a five-game win streak over their rivals from Tallahassee.

Eight Hurricanes earned first-team All-BIG EAST honors in 2003, led by conference Defensive Player of the Year Sean Taylor. Taylor and tight end Kellen Winslow were consensus first-team All-Americans while linebacker Jonathan Vilma was mentioned on several All-America squads and was a finalist for the Butkus Award. Winslow continued Miami's string of award winners as he was named winner of the John



Mackey Award as college football's top tight end.

HURRICANES JOIN THE ACC

After having six players selected in the first round of the NFL draft in April, the most ever of any college, the Hurricanes embarked on their first season as members of the Atlantic Coast Conference. UM played on Labor Day night against Florida State in the Orange Bowl in front of a nationally televised ABC audience. However, the arrival of another Hurricane – this one called Hurricane Francis – closed down the campus and delayed the game four days. Devin Hester blocked a late field goal, giving the Hurricanes a chance. Not long after, Brock Berlin led Miami on an 80-yard drive, throwing a 30-yard touchdown pass to Sinorice Moss with 30 seconds remaining. The game went into overtime and Frank Gore scored on an 18-yard run for a 16-10 victory.

2007-10

THE RANDY SHANNON ERA

The Randy Shannon era began on Sept. 1, 2007, with the Hurricanes knocking off Marshall, 31-3, to jumpstart a 2007 season that was a building year for the mighty Hurricanes. One of the two highlight games of the 2007 season occurred on a Thursday night at the Orange Bowl, as a stifling Miami defense wreaked havoc on Texas A&M's triple-option attack, limiting one of the nation's top rushing teams to less than 100 yards on the ground. The Hurricanes' offense moved through the air and on the ground as Miami won, 34-17.

Miami had a thrilling 37-29 win at in-state rival Florida State. The Hurricanes showed the ability to rally late – using a late touchdown pass in the closing minutes and a fumble return to seal the win. UM closed the Orange Bowl with a loss to Virginia. Miami also made Dolphin Stadium its new home when it opened up the 2008 season with a 52-7 win over Charleston Southern. Freshman LB Sean Spence was named ACC Defensive Rookie of the Year. K/P Matt Bosher was given the Jack Harding MVP Award and was a semifinalist for the Lou Groza Award.

2011-15

THE AL GOLDEN ERA

Al Golden was named the University of Miami's 22nd head football coach in December 2010. From 2010 to 2011, the Canes improved 19-plus spots among the nation's FBS schools in turnover margin (+19), fewest penalties per game (+63) and fewest yards penalized per game (+85).

The Miami defense finished the season ranked No. 21 in the nation in scoring defense and tied for ninth in red zone defense.

In his second season at the helm, Golden led the Hurricanes, which were picked to finish fifth in the ACC Coastal Division, to a 7-5 record and a 5-3 league mark, earning a share of the 2012 ACC Coastal Division title.

MIAMI TOPS GATORS AGAIN

Golden led the Hurricanes to a 9-4 record in 2013 and a berth in the Russell Athletic Bowl in Orlando – Miami's first bowl appearance since 2010. The 2013 season began with a 7-0 start, including a win over No. 12 Florida as the Hurricanes jumped as high as No. 7 in the BCS rankings.

The 2014 campaign saw the emergence of true freshman quarterback Brad Kaaya. In his rookie campaign with the Hurricanes, Kaaya broke several Miami rookie records, including the school standard for passing yards and touchdowns. Kaaya closed the year with 3,198 yards passing, 26 touchdowns and just 12 interceptions en route to being named ACC Rookie of the Year and receiving Freshman All-America honors. He became just the third Miami signal-caller to surpass 3,000 yards passing in a single season since 2003.

The start of the 2015 season opened on a high note for the Hurricanes as they posted a 3-0 record for the 17th time in the previous 60 years. Miami would then go on to drop three of its next four games and fell to 4-3 on the year, which led to the dismissal of Golden.

Assistant coach Larry Scott took over head coaching duties on Oct. 25 and would go on to lead the Canes to a 4-1 record over the final five games of the season and helped Miami to an appearance in the Hyundai Sun Bowl. Following the year, defensive backs Artie Burns (Pittsburgh Steelers) and Deon



Bush (Chicago Bears) were picked in the first and fourth rounds of the draft.

2015 - 2018

THE MARK RICHT ERA

A new era in Miami Hurricanes football began on Dec. 4, 2015 as Director of Athletics Blake James named Mark Richt as the 24th head coach in program history.

Richt, a 1982 Miami alum, returned home to South Florida following a 15-year career at Georgia where he compiled a 145-51 overall record and an 85-40 mark in Southeastern Conference play.

CANES WIN BOWL DEBUT UNDER RICHT

In his first season at Miami, Richt guided the Hurricanes to an impressive 9-4 record. Miami finished tied for second in the ACC Coastal, won its final five games and won its first bowl game in 10 years, defeating West Virginia 31-14 in the Russell Athletic Bowl in Orlando, Fla. The Hurricanes finished 20th in the final AP Top 25 rankings and 23rd in the final Amway Coaches Poll, their first season-ending rankings since 2009.

Nine Hurricanes were selected in the 2017 NFL Draft, the most since 2006, including first-round selection David Njoku to the Browns. Richt helped the Hurricanes improve upon his debut season and then some in 2017 – a year where Miami's "turnover chain" took over college football.

CHARLOTTE-BOUND FOR THE FIRST TIME IN HISTORY

The Hurricanes won 10 games in 2017, climbing as high as second in the College Football Playoff rankings. Miami captured the Atlantic Coast Conference's Coastal Division for the first time in its history and earned an invitation to the Capital One Orange Bowl for the first time in 13 years. Richt won 2017 ACC Coach of the Year honors and was also named the 2017 Walter Camp Coach of the Year. The Hurricanes, who won 10 straight games to open the season, extended their winning streak to 15 straight games dating to 2016 – their longest since 2002.

In the process, Miami ended a seven-game losing streak to Florida State with a last-second win in

Tallahassee. The Hurricanes also defeated No. 13 Virginia Tech and No. 3 Notre Dame in back-to-back, nationally televised, prime time telecasts at Hard Rock Stadium. ESPN's College GameDay made its first visit to Coral Gables for the win over the Irish, which was Miami's highest win over a ranked opponent since defeating third-ranked Virginia Tech in 2005. Richt led the Hurricanes to the New Era Pinstripe Bowl in 2018, successfully knocking off ACC rivals Florida State and Virginia Tech for the second straight season. He announced his retirement as head coach after Miami's trip to New York City for the Pinstripe Bowl.

"The University of Miami has been a part of my life for more than three decades," Richt shared in an official statement. "It shaped me as a young man and provided me with the coaching opportunity of a lifetime. My love for The U is simply great."

2019 - 2021

THE MANNY DIAZ ERA

Manny Diaz, who helped catapult the Hurricane's defense to elite status during his three years as the team's defensive coordinator under Mark Richt from 2016-2018, was announced as the 25th head coach of the University of Miami football program in December 2018.

Diaz led the Hurricanes to a 21-15 mark in his three seasons at the helm, highlighted by a 2020 season where the Hurricanes finished with an 8-3 record and a 7-2 mark in conference play.

The Hurricanes won seven games in ACC play for the second time with Diaz on staff (2017) and the third time overall. Jaelan Phillips and Gregory Rousseau became first-round picks in the 2021 NFL Draft, while Jose Borregales won the Lou Groza Award as the nation's top kicker.

2022 -

CRISTOBAL RETURNS HOME

Mario Cristobal, who helped lead the University of Miami to two national championships in 1989 and 1991 as a standout offensive lineman, was named the University's 26th football head coach in December 2021 by University of Miami president Dr. Julio Frenk.



ALL-TIME RESULTS

HOWARD BUCK

1926-28

1926

8-0

Freshman Team

DATE	UM	OPP	OPPONENT	W/L	SCORE
Oct. 30			Rollins	W	7-0
Nov. 6			Florida Southern	W	12-0
Nov. 13			Mercer	W	22-6
Nov. 20			Stetson	W	20-0
Nov. 25			Havana	W	23-0
Nov. 27			Loyola (New Orleans)	W	6-0
Dec. 24			at Havana	W	23-0
Jan. 1			Howard	W	9-7
Total points				122-13	

ERNEST BRETT

1930

1930

3-4-1

DATE	UM	OPP	OPPONENT	W/L	SCORE
Oct. 24			Florida Southern	W	13-6
Oct. 31			Bowden	W	7-0
Nov. 8			at Temple	L	0-34
Nov. 11			vs. Samford (Dothan, Ala.)	L	0-24
Nov. 14			at Louisiana-Lafayette	W	6-0
Nov. 21			Rollins	T	0-0
Nov. 28			Stetson	L	0-19
Dec. 5			Western Kentucky	L	0-19
Total points				26-102	

1927

3-6-1

DATE	UM	OPP	OPPONENT	W/L	SCORE
Oct. 29			Rollins	W	39-3
Nov. 5			Piedmont	W	46-0
Nov. 11			Spring Hill	L	0-6
Nov. 19			Stetson	L	0-36
Nov. 24			Samford	L	0-52
Dec. 3			Oglethorpe	L	0-13
Dec. 10			Georgetown	T	7-7
Dec. 17			Millsaps	L	0-31
Dec. 26			Louisiana College	W	7-0
Jan. 2			Furman	L	7-39
Total points				106-187	

TOM McCANN

1931-34

1931

4-8

DATE	UM	OPP	OPPONENT	W/L	SCORE
Oct. 9			Bowden	L	7-12
Oct. 16			Georgia Southern	L	12-13
Oct. 23			Rollins	W	7-0
Oct. 30			Florida Southern	L	20-31
Nov. 7			at Western Kentucky	L	0-20
Nov. 11			at Murray State	L	0-15
Nov. 14			at Middle Tennessee	L	6-25
Nov. 20			Alabama "B"	L	0-16
Nov. 27			Erskine	W	9-0
Dec. 4			Parris Island	W	12-6
Dec. 11			Jacksonville State	W	14-13
Dec. 18			Norman Park	L	9-19
Total points				96-170	

1928

4-4-1

DATE	UM	OPP	OPPONENT	W/L	SCORE
Oct. 27			Havana	W	62-0
Nov. 3			Rollins	W	31-0
Nov. 10			Elon	L	18-21
Nov. 17			Stetson	L	6-15
Nov. 29			Samford	L	0-7
Dec. 8			Louisiana College	W	20-0
Dec. 15			Union	W	7-6
Dec. 22			Wake Forest	L	6-13
Jan. 1			Florida Southern	T	13-13
Total points				163-75	

1932

3-4-1

DATE	UM	OPP	OPPONENT	W/L	SCORE
Oct. 14			William & Mary	W	6-2
Oct. 28			Piedmont	W	30-6
Nov. 4			Georgia Southern	L	6-19
Nov. 10			at Rollins	L	0-6
Nov. 18			Murray State	T	0-0
Nov. 24			Louisiana-Lafayette	W	7-0
Dec. 3			Middle Tennessee	L	0-7

Palm Festival (Miami, Fla.)

Jan. 1			Manhattan	W	7-0
Total points				56-40	

J. BURTON RIX

1929

1929

3-2

DATE	UM	OPP	OPPONENT	W/L	SCORE
Oct. 19			Florida Southern	W	6-0
Oct. 26			Rollins	W	32-0
Nov. 2			at Louisiana-Lafayette	L	0-14
Nov. 16			at Stetson	L	0-12
Nov. 28			Samford	W	7-0
Total points				45-26	



ALL-TIME RESULTS

1933

5-1-2

DATE	UM	OPP	OPPONENT	W/L	SCORE
Oct. 14			Georgia Southern	W	20-0
Oct. 28			Piedmont	W	71-6
Nov. 4			Bowden	W	48-0
Nov. 10			Louisville	W	33-7
Nov. 18			Rollins	W	18-0
Nov. 24			Tampa	T	0-0
Dec. 3			Stetson (HC)	T	0-0
Palm Festival (Miami, Fla.)					
Jan. 1			Duquesne	L	7-33
Total points					197-46

1937

4-4-1

DATE	UM	OPP	OPPONENT	W/L	SCORE
Oct. 1			Georgia Southern ¹	W	40-0
Oct. 8			Spring Hill	W	28-0
Oct. 15			at Bucknell	T	6-6
Oct. 29			Tampa	L	0-12
Nov. 5			Stetson ²	W	25-13
Nov. 12			Catholic	W	21-0
Nov. 26			Drake (HC)	L	0-7
Dec. 3			South Carolina	L	0-3
Dec. 10			Georgia	L	0-26
Total points					118-67

1 – First UM home game in Orange Bowl Stadium

2 – Miami's 100th football game

1934

5-3-1

DATE	UM	OPP	OPPONENT	W/L	SCORE
Oct. 12			Southeastern Louisiana	W	26-7
Oct. 18			Florida Southern	W	26-6
Oct. 26			Wofford	W	42-14
Nov. 2			Stetson (HC)	T	6-6
Nov. 10			at Rollins	L	0-14
Nov. 16			Oglethorpe	W	19-6
Nov. 23			at Tampa	L	6-7
Nov. 30			Baltimore	W	25-6
Orange Bowl (Miami, Fla.)					
Jan. 1			vs. Bucknell	L	0-26
Total points					150-92

1938

8-2

DATE	UM	OPP	OPPONENT	W/L	SCORE
Sept. 30			Spring Hill	W	46-0
Oct. 7			Tampa	W	32-6
Oct. 15			at Florida	W	19-7
Oct. 22			at Drake	L	6-18
Oct. 28			Rollins	W	19-0
Nov. 4			Oglethorpe	W	44-0
Nov. 11			at Catholic	L	0-7
Nov. 18			Duquesne	W	21-7
Nov. 24			Bucknell (HC)	W	19-0
Dec. 2			Georgia	W	13-7
Total points					219-52

IRL TUBBS

1935-36

1935

5-3

DATE	UM	OPP	OPPONENT	W/L	SCORE
Oct. 11			Southeastern Louisiana	W	2-0
Oct. 19			at Georgetown	L	0-13
Oct. 25			Tampa	L	7-13
Nov. 1			Stetson	L	12-13
Nov. 15			Wake Forest	W	3-0
Nov. 22			Rollins	W	29-0
Nov. 29			Boston (HC)	W	17-0
Dec. 6			Oglethorpe	W	21-13
Total points					91-52

1936

6-2-2

DATE	UM	OPP	OPPONENT	W/L	SCORE
Sept. 25			Georgia Southern	W	44-0
Oct. 2			Tampa	T	0-0
Oct. 9			at Bucknell	W	6-0
Oct. 17			at Rollins	W	26-0
Oct. 31			at Boston	T	7-7
Nov. 6			Stetson	W	20-6
Nov. 20			Mercer	W	13-0
Nov. 27			Mississippi (HC)	L	0-14
Dec. 4			Georgetown	W	10-6
Dec. 11			South Carolina	L	3-6
Total points					129-39

1939

5-5

DATE	UM	OPP	OPPONENT	W/L	SCORE
Oct. 6			Wake Forest	L	0-33
Oct. 14			at Tampa	W	32-7
Oct. 20			Rollins	W	14-6
Oct. 27			Catholic	L	0-14
Nov. 3			Texas Tech	W	19-0
Nov. 10			Drake	W	33-6
Nov. 18			Florida (HC)	L	0-13
Nov. 25			at South Carolina	L	6-7
Dec. 1			NC State	W	27-7
Dec. 8			Georgia	L	0-13
Total points					131-106



ALL-TIME RESULTS

1940
3-7

DATE	UM	OPP	OPPONENT	W/L	SCORE
Oct. 4			Stetson	W	19-0
Oct. 11			Tampa	W	27-0
Oct. 18			Catholic	L	18-20
Oct. 25			Elon	W	31-7
Nov. 1			at Texas Tech	L	14-61
Nov. 8			Rollins	L	0-7
Nov. 16			Florida	L	6-46
Nov. 22			South Carolina	L	2-7
Nov. 29			Mississippi (HC)	L	7-21
Dec. 6			Georgia	L	7-28
Total points					131-197

1944
1-7-1

DATE	UM	OPP	OPPONENT	W/L	SCORE
Oct. 7	-	-	South Carolina	T	0-0
Oct. 20	-	-	Ft. Pierce Amph.	L	0-38
Oct. 27	-	18	Wake Forest	L	0-27
Nov. 3	-	-	Florida (HC)	L	0-13
Nov. 10	-	-	NC State	L	7-28
Nov. 17	-	-	Presbyterian	W	31-12
Nov. 24	-	-	Auburn	L	19-38
Dec. 1	-	-	Tulsa	L	2-48
Dec. 8	-	-	Texas A&M	L	14-70
Total points					73-274

1941
8-2

DATE	UM	OPP	OPPONENT	W/L	SCORE
Oct. 3	-	-	Elon	W	38-0
Oct. 10	-	-	at Tampa	W	20-6
Oct. 17	-	-	Rollins	W	21-0
Oct. 24	-	-	Samford	W	19-0
Oct. 31	-	-	Texas Tech	W	6-0
Nov. 7	-	-	West Virginia Wesleyan	W	34-0
Nov. 15	-	-	Florida (HC)	L	0-14
Nov. 21	-	-	South Carolina	W	7-6
Nov. 28	-	18	Alabama	L	7-21
Dec. 5	-	-	VMI	W	10-7
Total points					162-54

1942 7-2

DATE	UM	OPP	OPPONENT	W/L	SCORE
Oct. 3	-	-	Jacksonville AFB	L	0-14
Oct. 10	-	-	Tampa	W	65-6
Oct. 16	-	-	at St. Louis	W	31-6
Oct. 24	-	-	Rollins	W	21-0
Oct. 31	-	-	Furman	W	32-13
Nov. 7	-	-	NC State	L	0-2
Nov. 14	-	-	Florida	W	12-0
Nov. 21	-	-	South Carolina	W	13-6
Nov. 28	-	-	West Virginia	W	21-13
Total points					195-60

EDDIE DUNN
1943-44
1943
5-1

DATE	UM	OPP	OPPONENT	W/L	SCORE
Oct. 2	-	-	at Jacksonville NATC	W	6-0
Oct. 16	-	-	Camp Gordon	W	52-6
Oct. 23	-	-	Charleston CG	W	13-6
Nov. 5	-	-	Jacksonville NATC	L	0-20
Nov. 20	-	-	Presbyterian	W	32-13
Nov. 26	-	-	Fort Benning	W	21-7
Total points					124-52

JACK HARDING
1937-1942, 1945-47
1945
9-1-1

ORANGE BOWL CHAMPIONS

DATE	UM	OPP	OPPONENT	W/L	SCORE
Sept. 28	-	-	at Chattanooga	W	27-7
Oct. 5	-	-	Georgia	L	21-27
Oct. 12	-	-	St. Louis	W	21-0
Oct. 19	-	-	Florida	W	7-6
Oct. 26	-	-	Miami (Ohio) (HC)	W	27-13
Nov. 2	-	-	Clemson	W	7-6
Nov. 9	-	-	South Carolina	T	13-13
Nov. 16	-	-	NC State	W	21-7
Nov. 23	-	-	Michigan State	W	21-7
Nov. 30	-	-	Auburn	W	33-7

Orange Bowl (Miami, Fla.)

Jan. 1	-	16	Holy Cross ¹	W	13-6
Total points					224-105

1 - Miami's 100th victory

1946
8-2

DATE	UM	OPP	OPPONENT	W/L	SCORE
Sept. 27	-	-	William & Mary	W	13-3
Oct. 4	-	-	North Carolina	L	0-21
Oct. 11	-	-	TCU	W	20-12
Oct. 19	-	-	at Florida	W	20-13
Oct. 25	-	-	Chattanooga	W	33-13
Nov. 1	-	-	at Villanova	W	26-21
Nov. 8	-	-	Miami (Ohio)	W	20-17
Nov. 15	-	11	LSU (HC)	L	7-20
Nov. 22	-	-	Washington & Lee	W	40-20
Nov. 29	-	-	Detroit	W	21-7
Total points					200-147



ALL-TIME RESULTS

1947

2-7-1

DATE	UM	OPP	OPPONENT	W/L	SCORE
Sept. 26	—	—	Baylor	L	7-18
Oct. 3	—	—	at Villanova	T	7-7
Oct. 10	—	—	TCU	L	6-19
Oct. 17	—	—	Rollins	W	6-0
Oct. 24	—	—	George Washington	W	28-7
Oct. 31	—	—	South Carolina	L	0-8
Nov. 8	—	—	at Cincinnati	L	7-20
Nov. 14	—	—	Vanderbilt	L	7-33
Nov. 21	—	—	Florida (HC)	L	6-7
Nov. 28	—	6	Alabama	L	6-21
Total points					80-140

ANDY GUSTAFSON

1948-53

1948

4-6

DATE	UM	OPP	OPPONENT	W/L	SCORE	ATT
Oct. 1	—	—	Rollins ¹	W	25-0	34,557
Oct. 8	—	—	Villanova	L	10-19	42,827
Oct. 15	—	—	at Detroit	W	6-0	18,451
Oct. 22	—	—	Georgia	L	21-42	46,127
Oct. 29	—	—	Maryland (HC)	L	13-27	35,713
Nov. 5	—	—	Cincinnati	W	36-6	32,361
Nov. 12	—	—	Chattanooga	W	19-0	28,548
Nov. 20	—	—	at Florida	L	13-27	28,000
Nov. 26	—	—	Kentucky	L	5-25	31,361
Dec. 3	—	12	Vanderbilt	L	6-33	28,952
Total points/Attendance					154-179	326,897

1 — Miami's 200th game

1949

6-3

DATE	UM	OPP	OPPONENT	W/L	SCORE	ATT
Sept. 30	—	—	Rollins	W	52-13	30,776
Oct. 8	—	—	at Louisville	W	26-0	12,000
Oct. 14	—	—	Purdue	L	0-14	48,532
Oct. 21	—	—	Georgia	W	13-9	37,158
Nov. 4	—	—	Detroit	W	27-6	35,031
Nov. 11	—	—	South Carolina	W	13-7	34,185
Nov. 18	—	—	Florida (HC)	W	28-13	55,981
Nov. 25	—	20	Kentucky	L	6-21	42,970
Dec. 2	—	14	Maryland	L	0-13	34,886
Total points/Attendance					165-96	319,507

1950

9-1-1

ORANGE BOWL

DATE	UM	OPP	OPPONENT	W/L	SCORE	ATT
Sept. 29	—	—	The Citadel	W	21-0	33,332
Oct. 6	—	—	Villanova	W	18-12	35,294
Oct. 14	—	9	at Purdue	W	20-14	32,000
Oct. 20	14	—	Boston Univ.	W	34-7	40,119
Oct. 28	11	—	at Pittsburgh	W	28-0	24,537
Nov. 3	8	—	Georgetown	W	42-7	33,425
Nov. 10	9	—	Louisville	T	13-13	28,824
Nov. 18	17	—	at Florida	W	20-14	40,000
Nov. 24	14	—	Iowa (HC)	W	14-6	44,999
Dec. 1	15	—	Missouri	W	27-9	39,623

Orange Bowl (Miami, Fla.)

Jan. 1	15	10	Clemson	L	14-15	65,000
Total points/Attendance					251-97	417,153

1951

8-3

GATOR BOWL CHAMPIONS

DATE	UM	OPP	OPPONENT	W/L	SCORE	ATT
Sept. 29	—	—	at Tulane	L	7-21	40,000
Oct. 5	—	—	Florida State	W	35-13	38,278
Oct. 12	—	—	Purdue	W	7-0	51,838
Oct. 19	—	—	Washington & Lee	W	32-12	39,402
Oct. 26	—	—	Mississippi	W	20-7	46,191
Nov. 3	19	14	at Kentucky	L	0-32	28,000
Nov. 9	—	—	Chattanooga	W	34-7	30,504
Nov. 17	—	—	Florida (HC)	W	21-6	61,602
Nov. 30	—	—	Nebraska	W	19-7	32,283
Dec. 7	—	—	Pittsburgh	L	7-21	39,865

Gator Bowl (Jacksonville, Fla.)

Jan. 2	—	19	vs. Clemson	W	14-0	37,208
Total points/Attendance					196-126	445,171

1952

4-7

DATE	UM	OPP	OPPONENT	W/L	SCORE	ATT
Sept. 26	—	—	VMI	W	45-0	35,525
Oct. 3	—	—	Alabama	L	7-21	53,916
Oct. 10	—	—	at Boston	L	7-9	15,344
Oct. 17	—	—	Richmond	W	41-6	24,535
Oct. 24	—	—	Marquette	W	20-6	22,293
Oct. 31	—	—	Kentucky	L	0-29	25,981
Nov. 7	—	—	Vanderbilt (HC)	L	0-9	32,906
Nov. 14	—	—	Stetson	W	35-0	11,846
Nov. 22	—	—	at Florida	L	6-43	35,000
Nov. 28	—	—	North Carolina	L	7-34	20,222
Dec. 5	—	—	Georgia	L	13-35	21,557
Total points/Attendance					181-192	299,125



ALL-TIME RESULTS

1953

DATE	UM	OPP	OPPONENT	W/L	SCORE	ATT
Sept. 25	—	—	Florida State	W	27-0	26,629
Oct. 2	—	10	Baylor	L	13-21	28,042
Oct. 9	—	—	Clemson	W	39-7	27,324
Oct. 17	—	—	at Nebraska	L	16-20	38,000
Oct. 23	—	3	Maryland	L	0-30	42,157
Oct. 31	—	—	at Fordham	L	0-20	20,308
Nov. 6	—	15	Auburn	L	20-29	26,472
Nov. 13	—	—	Virginia Tech	W	26-0	17,105
Nov. 28	—	—	Florida (HC)	W	14-10	55,532
Total points/Attendance					155-137	281,589

1954

DATE	UM	OPP	OPPONENT	W/L	SCORE	ATT
Sept. 24	—	—	Furman	W	51-13	41,827
Oct. 1	—	11	Baylor	W	19-13	35,063
Oct. 8	—	—	Holy Cross	W	26-20	32,856
Oct. 15	—	—	Mississippi State	W	27-13	40,836
Oct. 22	16	—	Maryland	W	9-7	56,659
Oct. 29	10	—	Fordham	W	75-7	37,498
Nov. 6	6	—	at Auburn	L	13-14	25,000
Nov. 19	16	—	Alabama (HC)	W	23-7	61,423
Nov. 27	11	—	at Florida	W	14-0	38,000
Total points/Attendance					257-94	638,901

1955

DATE	UM	OPP	OPPONENT	W/L	SCORE	ATT
Sept. 17	9	10	at Georgia Tech	L	6-14	39,500
Sept. 30	—	—	Florida State	W	34-0	42,363
Oct. 7	15	5	Notre Dame ¹	L	0-14	75,685
Oct. 21	—	18	TCU	L	19-21	46,034
Oct. 29	—	16	at Pittsburgh	W	21-7	40,117
Nov. 4	—	—	Boston College (HC)	W	14-7	42,249
Nov. 11	20	—	Bucknell	W	46-0	30,240
Nov. 18	—	—	Alabama	W	34-12	35,414
Nov. 26	14	—	Florida	W	7-6	49,362
Total points/Attendance					181-81	400,964

1 — UM's first home sellout in the Orange Bowl

1956

DATE	UM	OPP	OPPONENT	W/L	SCORE	ATT
Sept. 28	—	17	South Carolina	W	14-6	44,484
Oct. 5	13	—	Boston College	W	27-6	37,381
Oct. 12	11	—	Maryland	W	13-6	44,304
Oct. 19	11	—	Georgia	T	7-7	42,682
Oct. 27	19	10	at TCU	W	14-0	25,000
Nov. 2	9	—	Florida State	W	20-7	36,925
Nov. 16	8	13	Clemson	W	21-0	47,603
Nov. 23	6	—	West Virginia	W	18-0	37,073
Dec. 1	6	18	at Florida	W	20-7	40,000
Dec. 8	6	13	Pittsburgh (HC)	L	7-14	38,243
Total points/Attendance					161-53	393,695

4-5

1957

DATE	UM	OPP	OPPONENT	W/L	SCORE	ATT
Sept. 21	14	—	at Houston	L	0-7	52,000
Oct. 5	—	11	Baylor	W	13-7	43,662
Oct. 11	—	18	North Carolina	L	13-20	47,166
Oct. 18	—	12	NC State	T	0-0	40,783
Oct. 25	—	—	Kansas	W	48-6	33,280
Nov. 1	—	—	Villanova	W	13-7	31,900
Nov. 8	—	—	at Florida State	W	40-13	15,712
Nov. 15	—	—	Maryland (HC)	L	6-16	42,701
Nov. 30	—	20	Florida	L	0-14	59,507
Dec. 7	—	—	Pittsburgh	W	28-13	28,231
Total points/Attendance					161-103	394,942

5-4-1

1958

DATE	UM	OPP	OPPONENT	W/L	SCORE	ATT
Sept. 26	15	14	Wisconsin	L	0-20	62,087
Oct. 4	—	—	at Baylor ¹	W	14-8	20,000
Oct. 10	—	11	LSU	L	0-41	41,467
Oct. 25	—	—	at Boston College	L	2-6	11,000
Oct. 31	—	—	Vanderbilt	L	15-28	25,425
Nov. 7	—	—	Florida State	L	6-17	31,879
Nov. 14	—	—	Maryland	L	14-26	26,747
Nov. 21	—	—	Houston (HC)	L	26-37	24,822
Nov. 29	—	14	Florida ²	L	9-12	24,000
Dec. 6	—	—	Oregon	W	2-0	22,898
Total points/Attendance					88-195	290,325

1 — Miami's 300th game

2 — at Jacksonville, Fla.

1959

DATE	UM	OPP	OPPONENT	W/L	SCORE	ATT
Sept. 25	—	—	Tulane	W	26-7	35,668
Oct. 3	—	—	at Florida State	W	7-6	17,600
Oct. 10	—	1	at LSU	L	3-27	67,000
Oct. 16	—	—	Navy	W	23-8	51,694
Oct. 23	—	7	Auburn	L	6-21	42,986
Oct. 30	—	—	Kentucky	L	3-22	34,547
Nov. 6	—	—	North Carolina	W	14-7	31,136
Nov. 13	—	—	South Carolina (HC)	W	26-6	31,797
Nov. 20	18	11	Michigan State	W	18-13	40,870
Nov. 28	12	—	Florida	L	14-23	25,000
Total points/Attendance					140-140	353,298

6-4



ALL-TIME RESULTS

1960

DATE	UM	OPP	OPPONENT	W/L	SCORE	ATT
Sept. 25	—	—	Tulane	W	28-7	35,668
Sept. 30	—	—	North Carolina	W	29-12	40,252
Oct. 8	—	—	at Pittsburgh	L	6-17	29,455
Oct. 14	—	—	South Carolina	W	21-6	28,745
Oct. 22	—	17	at Auburn	L	7-20	25,000
Oct. 28	—	—	Boston College	W	10-7	30,699
Nov. 4	—	—	Florida State	W	25-7	37,984
Nov. 12	—	—	Notre Dame (HC)	W	28-21	58,062
Nov. 18	—	14	Syracuse	L	14-21	45,271
Nov. 26	—	19	Florida	L	0-18	60,122
Dec. 2	—	—	Air Force	W	23-14	29,678
Total points/Attendance					163-143	385,268

1961

DATE	UM	OPP	OPPONENT	W/L	SCORE	ATT
Sept. 16	—	—	Pittsburgh	L	7-10	33,292
Sept. 23	—	—	at Kentucky	W	14-7	35,000
Sept. 29	—	8	Penn State	W	25-8	45,687
Oct. 6	—	—	Navy	L	6-17	53,182
Oct. 13	—	—	Colorado	L	7-9	40,393
Oct. 27	—	—	North Carolina (HC)	W	10-0	29,612
Nov. 3	—	—	Georgia	W	32-7	38,210
Nov. 11	—	—	at Tulane	W	6-0	15,000
Nov. 24	—	—	Northwestern	W	10-6	48,628
Dec. 2	—	—	at Florida	W	15-6	42,000
Liberty Bowl (Memphis, Tenn.)						
Dec. 16	—	14	Syracuse	L	14-15	15,712
Total points/Attendance					148-85	396,716

1962

DATE	UM	OPP	OPPONENT	W/L	SCORE	ATT
Sept. 15	—	—	at Pittsburgh	W	23-14	32,765
Sept. 29	—	—	TCU	W	21-20	51,251
Oct. 5	9	—	Florida State	W	7-6	43,962
Oct. 13	—	6	at LSU	L	3-17	67,500
Oct. 19	—	—	Maryland (HC)	W	28-24	49,381
Oct. 27	—	—	at Air Force	W	21-3	32,789
Nov. 2	—	—	Kentucky	W	25-17	43,614
Nov. 10	—	3	at Alabama	L	3-36	43,000
Nov. 23	—	—	Northwestern	L	7-29	61,381
Dec. 1	—	—	Florida ¹	W	17-15	62,441
Gotham Bowl (New York, N.Y.)						
Dec. 15	—	—	Nebraska	L	34-36	6,166
Total points/Attendance					189-238	494,250

1 — Miami's 200th victory

1963

DATE	UM	OPP	OPPONENT	W/L	SCORE	ATT
Sept. 20	—	—	Florida State	L	0-24	57,596
Sept. 28	—	—	Purdue	W	3-0	46,823
Oct. 4	—	—	at Tulane	W	10-0	18,000
Oct. 11	—	—	LSU	L	0-3	45,986
Oct. 18	—	—	Georgia	L	14-31	44,895
Nov. 2	—	—	at Kentucky	W	20-14	27,500
Nov. 16	—	—	at North Carolina	L	16-27	28,000
Nov. 23	—	—	Florida	L	21-27	57,773
Nov. 30	—	5	Pittsburgh	L	20-31	33,230
Dec. 7	—	9	Alabama (HC)	L	12-17	25,472
Total points/Attendance					116-174	385,

CHARLIE TATE

1964-69

1964

DATE	UM	OPP	OPPONENT	W/L	SCORE	ATT
Sept. 19	—	—	Florida State	L	0-14	51,605
Sept. 26	—	—	at Georgia Tech	L	0-20	44,115
Oct. 9	—	—	California	L	7-9	32,442
Oct. 17	—	—	Pittsburgh	T	20-20	34,663
Oct. 23	—	—	Indiana	L	14-28	34,249
Oct. 30	—	—	at Detroit	W	10-7	15,180
Nov. 6	—	—	Tulane	W	21-0	33,855
Nov. 13	—	—	Boston College	W	30-6	32,180
Nov. 20	—	—	Vanderbilt (HC)	W	35-17	31,649
Nov. 28	—	—	at Florida	L	10-12	31,118
Total points/Attendance					147-133	341,056

1965

DATE	UM	OPP	OPPONENT	W/L	SCORE	ATT
Sept. 18	—	—	SMU	L	3-7	46,494
Sept. 25	—	9	at Syracuse	W	24-0	32,000
Oct. 2	—	—	at Tulane	L	16-24	17,000
Oct. 9	—	—	LSU	L	27-34	44,367
Oct. 16	—	—	Houston	W	44-12	39,575
Oct. 23	—	—	at Pittsburgh	L	14-28	37,431
Nov. 5	—	—	Boston College	W	27-6	28,704
Nov. 13	—	—	at Vanderbilt	W	28-14	12,996
Nov. 20	—	10	Florida (HC)	W	16-13	67,762
Nov. 27	—	6	Notre Dame	T	0-0	68,077
Total points/Attendance					199-138	394,406



ALL-TIME RESULTS

1966

8-2-1

LIBERTY BOWL CHAMPIONS

DATE	UM	OPP	OPPONENT	W/L	SCORE	ATT
Sept. 17	—	—	at Colorado	W	24-339,000	
Sept. 24	—	—	Florida State	L	20-23	54,262
Oct. 1	—	—	at LSU	L	8-10	67,979
Oct. 14	—	—	Georgia	W	7-6 41,756	
Oct. 21	—	—	Indiana	W	14-7 19,627	
Oct. 28	—	5	USC	W	10-7 51,156	
Nov. 5	—	—	at Tulane	T	10-10	40,000
Nov. 11	—	—	Pittsburgh (HC)	W	38-14 35,035	
Nov. 18	—	—	Iowa	W	44-0 35,003	
Nov. 26	—	9	at Florida	W	21-16 59,211	

Liberty Bowl (Memphis, Tenn.)

Dec. 10	9	—	Virginia Tech	W	14-7 25,012	
Total points/Attendance					210-103	468,041

1967

7-4

BLUEBONNET BOWL

DATE	UM	OPP	OPPONENT	W/L	SCORE	ATT
Sept. 23	8	—	at Northwestern	L	7-12	38,780
Sept. 29	—	—	Penn State	L	8-17	39,156
Oct. 6	—	—	Tulane	W	34-14	27,510
Oct. 14	—	—	at LSU	W	17-15	67,000
Oct. 21	—	—	at Pittsburgh	W	58-0	24,371
Oct. 27	—	—	Auburn	W	7-0	50,056
Nov. 4	—	—	at Virginia Tech	W	14-7	35,000
Nov. 10	—	—	Georgia Tech (HC)	W	49-7	48,267
Nov. 24	—	6	Notre Dame ¹	L	22-24	77,265
Dec. 9	—	—	Florida	W	20-13	53,229

Bluebonnet Bowl (Houston, Texas)

Dec. 23	—	—	Colorado	L	21-31	30,156
Total points/Attendance					257-140	490,790

1 — Miami's 400th game

1968

5-5

DATE	UM	OPP	OPPONENT	W/L	SCORE	ATT
Sept. 20	19	—	Northwestern	W	28-7	37,035
Sept. 28	15	—	at Georgia Tech	W	10-7	44,774
Oct. 5	13	2	at USC	L	3-28	71,189
Oct. 11	—	8	LSU	W	30-0	39,284
Oct. 18	12	—	Virginia Tech	W	13-8	36,884
Oct. 26	9	—	at Auburn	L	6-31	45,000
Nov. 1	—	—	Pittsburgh	W	48-0	36,839
Nov. 9	—	4	at Penn State	L	7-22	49,863
Nov. 16	—	16	Alabama (HC)	L	6-14	43,418
Nov. 30	—	—	at Florida	L	10-14	55,875
Total points/Attendance					161-131	460,161

1969

4-6

DATE	UM	OPP	OPPONENT	W/L	SCORE	ATT
Sept. 26	—	—	Florida State	L	14-16	55,478
Oct. 3	—	—	N.C. State	W	23-13	37,038
Oct. 10	—	14	LSU	L	0-20	41,972
Oct. 18	—	—	at Memphis	L	13-26	28,500
Oct. 24	—	—	TCU	W	14-9	21,195
Nov. 1	—	—	at Houston	L	36-38	25,498
Nov. 7	—	—	Navy (HC)	W	30-10	37,972
Nov. 15	—	—	at Alabama	L	6-42	57,596
Nov. 21	—	—	Wake Forest	W	49-7	24,817
Nov. 29	—	17	Florida	L	16-35	70,934
Total points/Attendance					201-216	401,000

CHARLIE TATE (1-1) / WALT KICHEFSKI (2-7)

1970

1970

3-8

DATE	UM	OPP	OPPONENT	W/L	SCORE	ATT
Sept. 18	—	—	William & Mary	W	36-14	27,286
Sept. 26	—	19	at Georgia Tech	L	21-31	44,426
Oct. 2	—	—	Maryland	W	18-11	30,190
Oct. 16	—	—	Tampa	L	14-31	30,213
Oct. 24	—	18	at Pittsburgh	L	17-28	28,415
Oct. 30	—	—	Florida State	L	3-27	24,168
Nov. 7	—	—	at Tulane	L	16-31	23,250
Nov. 14	—	—	Alabama (HC)	L	8-32	25,469
Nov. 21	—	—	at Syracuse	L	16-56	20,570
Nov. 28	—	—	at Florida	W	14-13	50,149
Dec. 5	—	—	Houston	L	3-36	17,798
Total points/Attendance					166-310	321,934

FRAN CURCI

1971-72

1971

4-7

DATE	UM	OPP	OPPONENT	W/L	SCORE	ATT
Sept. 18	—	—	Florida State	L	17-20	20,266
Sept. 25	—	—	at Wake Forest	W	29-10	24,500
Oct. 1	—	—	Baylor	W	41-15	26,876
Oct. 9	—	7	Notre Dame	L	0-17	66,093
Oct. 15	—	—	Navy	W	31-16	26,728
Oct. 29	—	—	Army (HC)	W	24-13	24,323
Nov. 5	—	—	NC State	L	7-13	19,028
Nov. 13	—	4	at Alabama	L	3-31	57,313
Nov. 20	—	16	at Houston	L	6-27	29,276
Nov. 27	—	—	Florida	L	16-45	37,710
Dec. 4	—	—	Syracuse	L	0-14	17,224
Total points/Attendance					174-221	349,338



ALL-TIME RESULTS

1972

5-6

DATE	UM	OPP	OPPONENT	W/L	SCORE	ATT
Sept. 16	—	20	Florida State	L	14-37	35,421
Sept. 23	—	14	at Texas	L	10-23	62,000
Oct. 7	—	—	at Baylor	L	3-10	35,142
Oct. 14	—	—	Tulane	W	24-21	18,956
Oct. 21	—	—	Houston	W	33-13	17,860
Oct. 28	—	—	at Army	W	28-7	42,500
Nov. 4	—	—	UNLV (HC)	W	51-7	18,987
Nov. 11	—	—	at Tampa	L	0-7	22,525
Nov. 18	—	10	at Notre Dame	L	17-20	59,075
Nov. 25	—	—	Maryland	W	28-8	17,342
Dec. 2	—	—	at Florida	L	6-17	46,432
Total points/Attendance					214-170	376,338

CARL SELMER

1975-76

1975

2-8

DATE	UM	OPP	OPPONENT	W/L	SCORE	ATT
Sept. 20	—	—	at Georgia Tech	L	23-38	32,339
Sept. 26	—	1	Oklahoma	L	17-20	37,203
Oct. 4	—	4	at Nebraska	L	16-31	76,231
Oct. 10	—	13	Colorado	L	10-23	18,901
Oct. 17	—	—	Houston	W	24-20	15,362
Nov. 1	—	—	at Boston College	L	7-21	25,331
Nov. 7	—	—	Navy (HC)	L	16-17	18,987
Nov. 15	—	—	at Florida State	W	24-22	30,228
Nov. 22	—	—	Notre Dame	L	9-32	24,944
Nov. 29	—	13	Florida	L	11-15	25,462
Total points/Attendance					157-239	304,988

PETE ELLIOTT

1973-74

1973

5-6

DATE	UM	OPP	OPPONENT	W/L	SCORE	ATT
Sept. 21	—	6	Texas	W	20-15	30,080
Sept. 29	18	—	at Florida State	W	14-10	22,278
Oct. 6	17	6	at Oklahoma	L	20-24	61,826
Oct. 12	16	—	Boston College	W	15-10	25,418
Oct. 19	15	14	Houston	L	7-30	29,340
Oct. 27	—	—	at Syracuse	W	34-23	19,369
Nov. 2	—	—	West Virginia (HC)	L	14-20	24,890
Nov. 10	—	—	at Army	W	19-7	41,047
Nov. 17	—	2	at Alabama	L	13-43	58,404
Nov. 24	—	—	Florida	L	7-14	39,071
Dec. 1	—	5	Notre Dame	L	0-44	41,047
Total points/Attendance					163-240	382,770

1976

3-8

DATE	UM	OPP	OPPONENT	W/L	SCORE	ATT
Sept. 18	—	—	Florida State	W	47-0	26,130
Sept. 25	—	—	at Colorado	L	3-33	48,882
Oct. 2	—	5	at Nebraska	L	9-17	76,155
Oct. 9	—	—	Duke	L	7-20	13,818
Oct. 16	—	2	at Pittsburgh	L	19-36	42,434
Oct. 23	—	—	TCU	W	49-0	10,779
Nov. 6	—	—	Boston College (HC)	W	13-6	15,687
Nov. 13	—	—	Penn State	L	7-21	19,766
Nov. 20	—	13	at Notre Dame	L	27-40	59,075
Nov. 27	—	—	at Florida	L	10-19	40,055
Dec. 4	—	6	at Houston	L	16-21	20,849
Total points/Attendance					207-213	373,630

LOU SABAN

1977-78

1974

6-5

DATE	UM	OPP	OPPONENT	W/L	SCORE	ATT
Sept. 21	—	19	at Houston	W	20-3	18,767
Sept. 28	20	—	at Tampa	W	28-26	40,672
Oct. 4	16	11	Auburn	L	0-3	33,490
Oct. 11	—	—	Pacific	W	35-6	15,184
Oct. 19	—	—	at West Virginia	W	21-20	32,800
Oct. 26	—	7	at Notre Dame	L	7-28	59,075
Nov. 1	—	—	Virginia Tech	W	14-7	20,134
Nov. 8	—	—	Florida State (HC)	L	14-21	19,785
Nov. 16	—	2	Alabama	L	7-28	26,265
Nov. 22	—	—	Syracuse	W	14-7	12,208
Nov. 30	—	—	at Florida	L	7-31	48,563
Total Points/Attendance					167-180	300,943

1977

3-8

DATE	UM	OPP	OPPONENT	W/L	SCORE	ATT
Sept. 10	—	5	at Ohio State	L	0-10	86,287
Sept. 17	—	—	at Georgia Tech ¹	L	6-10	31,916
Sept. 24	—	—	at Florida State	W	23-17	40,060
Oct. 1	—	—	Pacific	W	24-3	33,608
Oct. 8	—	—	Kansas	W	14-7	28,010
Oct. 22	—	—	at TCU	L	17-21	12,224
Oct. 29	—	9	at Penn State	L	7-49	61,853
Nov. 5	—	—	Tulane (HC)	L	10-13	20,140
Nov. 12	—	2	at Alabama	L	0-36	57,422
Nov. 26	—	—	Florida	L	14-31	30,662
Dec. 3	—	5	Notre Dame	L	10-48	35,789
Total points/Attendance					125-245	437,971

¹ — Miami's 500th game



ALL-TIME RESULTS

1978

DATE	UM	OPP	OPPONENT	W/L	SCORE	ATT
Sept. 16	—	—	at Colorado	L	7-17	44,714
Sept. 23	—	13	Florida State	L	21-31	25,003
Sept. 30	—	—	at Kansas	W	38-6	47,420
Oct. 7	—	19	at Auburn	W	17-15	55,136
Oct. 14	—	—	at Georgia Tech	L	19-24	29,695
Oct. 21	—	—	Utah State	W	17-16	25,702
Oct. 28	—	19	at Notre Dame	L	0-20	59,075
Nov. 4	—	—	at Tulane	L	16-20	20,045
Nov. 18	—	—	San Diego State (HC)	W	16-14	17,468
Nov. 25	—	—	Syracuse	W	21-9	15,793
Dec. 2	—	—	at Florida	W	22-21	47,815
Total points/Attendance					194-193	387,866

6-5

1981

DATE	UM	OPP	OPPONENT	W/L	SCORE	ATT
Sept. 5	—	17	Florida	W	21-20	73,817
Sept. 19	16	—	Houston	W	12-7	32,586
Sept. 26	14	4	at Texas	L	7-14	74,653
Oct. 3	17	—	Vanderbilt	W	48-16	27,694
Oct. 17	13	16	at Mississippi State	L	10-14	33,225
Oct. 24	—	—	at East Carolina	W	31-6	20,323
Oct. 31	—	1	Penn State (HC)	W	17-14	32,117
Nov. 7	13	14	at Florida State	W	27-19	52,685
Nov. 14	12	—	Virginia Tech	W	21-14	22,257
Nov. 21	11	—	at NC State	W	14-6	36,500
Nov. 28	9	—	Notre Dame	W	37-15	50,681
Total points/Attendance					245-145	456,538

9-2

HOWARD SCHNELLENBERGER 1979-1983

1979

DATE	UM	OPP	OPPONENT	W/L	SCORE	ATT
Sept. 15	—	—	Louisville	W	24-12	41,129
Sept. 22	—	14	at Florida State	L	23-40	47,679
Sept. 29	—	—	Louisiana Tech	W	6-0	20,069
Oct. 6	—	—	at Florida A&M	L	13-16	34,743
Oct. 13	—	—	at San Diego State	L	20-31	40,126
Oct. 20	—	—	Boston College (HC)	W	19-8	15,013
Oct. 27	—	—	at Syracuse	L	15-25	7,729
Nov. 3	—	19	at Penn State	W	26-10	77,532
Nov. 17	—	1	at Alabama	L	0-30	54,500
Nov. 24	—	—	vs. Notre Dame ¹	L	15-40	62,674
Dec. 1	—	—	Florida	W	30-24	28,051
Total points/Attendance					191-236	429,245

5-6

1982

DATE	UM	OPP	OPPONENT	W/L	SCORE	ATT
Sept. 4	15	16	at Florida	L	14-17	71,864
Sept. 11	19	—	Houston	W	31-12	24,687
Sept. 18	15	—	at Virginia Tech	W	14-8	45,200
Sept. 25	16	—	Michigan State	W	25-22	26,478
Oct. 2	17	—	at Louisville ¹	W	28-6	28,749
Oct. 9	17	10	at Notre Dame	L	14-16	59,075
Oct. 16	17	—	Mississippi State	W	31-14	35,860
Oct. 30	16	14	Florida State (HC)	L	7-24	54,696
Nov. 6	—	19	at Maryland	L	17-18	43,200
Nov. 20	—	—	NC State	W	41-3	20,434
Nov. 27	—	—	Cincinnati	W	19-13	18,447
Total points/Attendance					241-153	428,690

1 — Miami's 300th victory

7-4

1980

PEACH BOWL CHAMPIONS

DATE	UM	OPP	OPPONENT	W/L	SCORE	ATT
Sept. 6	—	—	at Louisville	W	24-10	21,120
Sept. 13	—	—	Florida A&M	W	49-0	20,007
Sept. 20	—	18	at Houston	W	14-7	31,423
Sept. 27	—	9	Florida State	W	10-9	50,008
Oct. 11	13	7	at Notre Dame	L	14-32	59,075
Oct. 18	—	—	Mississippi State	L	31-34	18,651
Nov. 1	—	13	at Penn State	L	12-27	83,661
Nov. 8	—	—	East Carolina (HC)	W	23-10	11,048
Nov. 15	—	—	at Vanderbilt	W	24-17	12,830
Nov. 22	—	—	North Texas	W	26-8	20,293
Nov. 29	—	18	at Florida	W	31-7	56,437

Peach Bowl (Atlanta, Ga.)

Jan. 2	20	—	Virginia Tech	W	20-10	45,384
Total points/Attendance					267-171	429,927

9-3

1983

NATIONAL CHAMPIONS ORANGE BOWL CHAMPIONS

DATE	UM	OPP	OPPONENT	W/L	SCORE	ATT
Sept. 3	—	—	at Florida	L	3-28	73,907
Sept. 10	—	—	at Houston	W	29-7	20,000
Sept. 17	—	—	Purdue	W	35-0	37,150
Sept. 24	—	13	Notre Dame	W	20-0	52,480
Oct. 1	15	—	at Duke	W	56-17	28,750
Oct. 8	12	—	Louisville	W	42-14	30,073
Oct. 15	10	—	at Mississippi State	W	31-7	29,456
Oct. 22	8	—	at Cincinnati	W	17-7	14,163
Oct. 29	7	12	West Virginia (HC)	W	20-3	63,881
Nov. 5	5	—	East Carolina	W	12-7	39,225
Nov. 12	6	—	at Florida State	W	17-16	57,333

Orange Bowl (Miami, Fla.)

Jan. 2	5	1	Nebraska	W	31-30	72,596
Total points/Attendance					313-136	519,014

11-1



ALL-TIME RESULTS

JIMMY JOHNSON

1984-88

1984

8-5

FIESTA BOWL

DATE	UM	OPP	OPPONENT	W/L	SCORE	ATT
Aug. 27	10	1	vs. Auburn ¹	W	20-18	51,131
Sept. 1	10	17	vs. Florida ²	W	32-20	72,831
Sept. 8	1	14	at Michigan	L	14-22	105,403
Sept. 15	5	—	at Purdue	W	28-17	56,716
Sept. 22	4	15	Florida State	L	3-38	60,210
Sept. 29	16	—	Rice	W	38-3	20,084
Oct. 6	14	16	at Notre Dame	W	31-13	59,075
Oct. 13	10	—	at Cincinnati	W	49-25	25,642
Oct. 20	9	—	Pittsburgh (HC)	W	27-7	32,872
Nov. 3	6	—	at Louisville	W	38-23	20,113
Nov. 10	6	—	Maryland	L	40-42	31,548
Nov. 23	12	—	Boston College	L	45-47	30,325

Fiesta Bowl (Tempe, Ariz.)

Jan. 1	13	14	UCLA	L	37-39	60,310
Total points/Attendance					402-314	626,260

1 — at East Rutherford, N.J.

2 — at Tampa, Fla.

1985

10-2

SUGAR BOWL

DATE	UM	OPP	OPPONENT	W/L	SCORE	ATT
Sept. 7	—	5	Florida	L	23-35	80,277
Sept. 14	—	—	at Rice	W	48-20	15,411
Sept. 28	—	—	at Boston College ¹	W	45-10	31,864
Oct. 5	—	—	at East Carolina	W	27-15	34,511
Oct. 12	—	—	Cincinnati	W	38-0	30,164
Oct. 19	—	3	at Oklahoma	W	27-14	75,008
Oct. 26	15	—	Louisville	W	45-7	31,761
Nov. 2	11	10	at Florida State	W	35-27	61,250
Nov. 9	8	—	at Maryland ²	W	29-22	62,350
Nov. 23	4	—	Colorado State ³ (HC)	W	24-3	35,035
Nov. 30	4	—	Notre Dame	W	58-7	49,236

Sugar Bowl (New Orleans, La.)

Jan. 1	2	8	Tennessee	L	7-35	77,432
Total points/Attendance					406-195	584,299

1 — at Foxboro, Mass.

2 — at Baltimore, Md.

3 — Miami's 600th game

1986

11-1

FIESTA BOWL

DATE	UM	OPP	OPPONENT	W/L	SCORE	ATT
Aug. 30	3	—	at South Carolina	W	34-14	73,500
Sept. 6	3	13	at Florida	W	23-15	74,875
Sept. 13	2	—	Texas Tech	W	61-11	41,925
Sept. 27	2	1	Oklahoma	W	28-16	71,451
Oct. 4	1	—	Northern Illinois	W	34-0	33,905
Oct. 11	1	—	at West Virginia	W	58-14	63,500
Oct. 18	1	—	at Cincinnati	W	45-13	29,546
Nov. 1	1	20	Florida State	W	41-23	62,834
Nov. 8	1	—	at Pittsburgh	W	37-10	55,338
Nov. 15	1	—	Tulsa (HC)	W	23-10	51,110
Nov. 27	1	—	East Carolina	W	36-10	30,202

Fiesta Bowl (Tempe, Ariz.)

Jan. 2	1	2	Penn State	L	10-14	73,098
Total points/Attendance					430-150	671,284

1987

12-0

NATIONAL CHAMPIONS

ORANGE BOWL CHAMPIONS

DATE	UM	OPP	OPPONENT	W/L	SCORE	ATT
Sept. 5	10	20	Florida	W	31-4	77,224
Sept. 26	5	10	at Arkansas	W	51-7	55,310
Oct. 3	3	4	at Florida State	W	26-25	62,561
Oct. 10	3	—	Maryland	W	46-16	43,020
Oct. 24	3	—	at Cincinnati	W	48-10	20,011
Oct. 31	3	—	at East Carolina	W	41-3	31,791
Nov. 7	3	—	Miami (Ohio)	W	54-3	40,128
Nov. 14	3	—	Virginia Tech (HC)	W	27-13	40,105
Nov. 21	3	—	Toledo	W	24-14	37,010
Nov. 28	2	10	Notre Dame	W	24-0	76,640
Dec. 5	2	8	South Carolina	W	20-16	63,317

Orange Bowl (Miami, Fla.)

Jan. 1	2	1	Oklahoma	W	20-14	74,760
Total points/Attendance					412-125	622,877

1988

11-1

ORANGE BOWL CHAMPIONS

DATE	UM	OPP	OPPONENT	W/L	SCORE	ATT
Sept. 3	6	1	Florida State	W	31-0	77,836
Sept. 17	1	15	at Michigan	W	31-30	105,834
Sept. 24	1	—	Wisconsin	W	23-3	48,311
Oct. 1	1	—	Missouri	W	55-0	40,654
Oct. 15	1	4	at Notre Dame	L	30-31	59,075
Oct. 22	4	—	Cincinnati	W	57-3	44,107
Oct. 29	4	—	at East Carolina	W	31-7	29,400
Nov. 5	3	—	Tulsa (HC)	W	34-3	38,196
Nov. 19	3	11	at LSU	W	44-3	79,500
Nov. 26	3	8	Arkansas	W	18-16	63,271
Dec. 3	2	—	BYU	W	41-17	59,367

Orange Bowl (Miami, Fla.)

Jan. 2	2	6	Nebraska	W	23-3	79,480
Total points/Attendance					418-116	725,031



ALL-TIME RESULTS

DENNIS ERICKSON

1989-94

1989

11-1

NATIONAL CHAMPIONS

SUGAR BOWL CHAMPIONS

DATE	UM	OPP	OPPONENT	W/L	SCORE	ATT
Sept. 9	3	—	at Wisconsin	W	51-3	38,646
Sept. 16	3	—	California	W	31-3	56,931
Sept. 23	2	—	at Missouri	W	38-7	43,293
Sept. 30	2	—	at Michigan State	W	26-20	76,217
Oct. 7	2	—	Cincinnati	W	56-0	48,597
Oct. 14	2	—	San Jose State	W	48-16	45,122
Oct. 28	2	9	at Florida State	L	10-24	62,602
Nov. 4	7	—	East Carolina	W	40-10	35,159
Nov. 11	7	14	at Pittsburgh	W	24-3	52,528
Nov. 18	7	—	San Diego State (HC)	W	42-6	42,362
Nov. 25	7	1	Notre Dame	W	27-10	81,634

Sugar Bowl (New Orleans, La.)

Jan. 1	2	7	Alabama	W	33-25	77,425
Total points/Attendance					432-127	660,516

1990

10-2

COTTON BOWL CHAMPIONS

DATE	UM	OPP	OPPONENT	W/L	SCORE	ATT
Sept. 8	1	16	at BYU	L	21-28	66,235
Sept. 15	10	—	at California	W	52-24	47,000
Sept. 29	10	—	Iowa	W	48-21	70,420
Oct. 6	9	2	Florida State	W	31-22	80,396
Oct. 13	3	—	Kansas	W	34-0	54,211
Oct. 20	2	6	at Notre Dame	L	20-29	59,075
Oct. 27	8	—	at Texas Tech	W	45-10	50,028
Nov. 3	8	—	Pittsburgh (HC)	W	45-0	50,412
Nov. 17	3	—	Boston College	W	42-12	50,942
Nov. 24	2	—	Syracuse	W	33-7	66,196
Dec. 1	3	—	at San Diego State	W	30-28	34,201

Cotton Bowl (Dallas, Texas)

Jan. 1	4	3	vs. Texas	W	46-3	73,521
Total points/Attendance					447-184	702,637

1991

12-0, 2-0 BIG EAST (1st)

NATIONAL CHAMPIONS

ORANGE BOWL CHAMPIONS

DATE	UM	OPP	OPPONENT	W/L	SCORE	ATT
Aug. 31	3	—	at Arkansas	W	31-3	46,308
Sept. 12	2	10	Houston	W	40-10	71,842
Sept. 28	2	—	at Tulsa	W	34-10	35,689
Oct. 5	2	—	Oklahoma State	W	40-3	42,751
Oct. 12	2	9	Penn State	W	26-20	75,723
Oct. 19	2	—	Long Beach State	W	55-0	40,498
Oct. 26	2	—	at Arizona	W	36-9	53,349
Nov. 9	3	—	West Virginia* (HC)	W	27-3	60,250
Nov. 16	2	1	at Florida State	W	17-16	63,442
Nov. 23	1	—	at Boston College*	W	19-14	32,071
Nov. 30	1	—	San Diego State	W	39-12	56,721

Orange Bowl (Miami, Fla.)

Jan. 1	1	11	Nebraska	W	22-0	77,747
Total points/Attendance					386-100	656,391

1992

11-1, 4-0 BIG EAST (1st)

SUGAR BOWL

DATE	UM	OPP	OPPONENT	W/L	SCORE	ATT
Sept. 5	1	23	at Iowa ¹	W	24-7	70,397
Sept. 19	1	—	Florida A&M	W	38-0	74,292
Sept. 26	1	—	Arizona	W	8-7	47,049
Oct. 3	2	3	Florida State	W	17-16	77,338
Oct. 10	2	7	at Penn State	W	17-14	96,704
Oct. 17	1	—	TCU	W	45-10	42,915
Oct. 24	1	—	at Virginia Tech*	W	43-23	51,423
Oct. 31	1	—	West Virginia*	W	35-23	51,246
Nov. 14	1	—	Temple* (HC)	W	48-0	41,212
Nov. 21	1	8	at Syracuse*	W	16-10	49,857
Nov. 28	1	—	at San Diego State	W	63-17	52,108

Sugar Bowl (New Orleans, La.)

Jan. 1	1	2	Alabama	L	13-34	76,789
Total points/Attendance					369-161	731,330

1 — Miami's 400th victory

1993

9-3, 6-1 BIG EAST(2nd)

FIESTA BOWL

DATE	UM	OPP	OPPONENT	W/L	SCORE	ATT
Sept. 4	4	20	at Boston College*	W	23-7	33,298
Sept. 18	3	—	Virginia Tech*	W	21-2	55,723
Sept. 25	3	—	at Colorado	W	35-29	52,391
Oct. 2	3	—	Georgia Southern	W	30-7	43,147
Oct. 9	3	1	at Florida State	L	10-28	77,813
Oct. 23	6	23	Syracuse*	W	49-0	63,194
Oct. 30	4	—	Temple*	W	42-7	33,927
Nov. 6	4	—	at Pittsburgh*	W	35-7	32,064
Nov. 13	3	—	Rutgers* (HC)	W	31-17	52,561
Nov. 20	4	9	at West Virginia*	L	14-17	70,222
Nov. 27	9	—	Memphis	W	41-17	38,737

Fiesta Bowl (Tempe, Ariz.)

Jan. 1	10	16	vs. Arizona	L	0-29	72,260
Total points/Attendance					331-167	615,337



ALL-TIME RESULTS

1994

10-2, 7-0 BIG EAST (1st)

ORANGE BOWL

DATE	UM	OPP	OPPONENT	W/L	SCORE	ATT
Sept. 3	6	—	Georgia Southern	W	56-0	54,058
Sept. 10	5	—	at Arizona State ¹	W	47-10	48,729
Sept. 24	6	17	Washington	L	20-38	62,663
Oct. 1	13	—	at Rutgers*	W	24-3	39,719
Oct. 8	13	3	Florida State	W	34-20	77,010
Oct. 22	7	—	at West Virginia*	W	38-6	63,760
Oct. 29	6	13	Virginia Tech*	W	24-3	57,618
Nov. 5	5	10	at Syracuse*	W	27-6	49,565
Nov. 12	5	—	Pittsburgh* (HC)	W	17-12	50,058
Nov. 19	5	—	at Temple*	W	38-14	11,873
Nov. 26	4	25	Boston College*	W	23-7	60,579

Orange Bowl (Miami, Fla.)

Jan. 1 4 1 vs. Nebraska L 17-24 81,753

Total points/Attendance 365-143 657,385

1 — Miami's 700th game

BUTCH DAVIS

1995-2000

1995

8-3, 6-1 BIG EAST (1st)

DATE	UM	OPP	OPPONENT	W/L	SCORE	ATT
Sept. 2	12	—	at UCLA	L	8-31	60,091
Sept. 9	19	—	Florida A&M	W	49-3	57,721
Sept. 23	17	—	at Virginia Tech*	L	7-13	51,206
Oct. 7	—	1	at Florida State	L	17-41	80,350
Oct. 14	—	—	Rutgers*	W	56-21	19,747
Oct. 21	—	—	at Pittsburgh*	W	17-16	28,794
Oct. 28	—	—	Temple* (HC)	W	36-12	28,147
Nov. 4	—	—	Baylor	W	35-14	32,655
Nov. 11	—	—	at Boston College*	W	17-14	44,500
Nov. 18	25	—	West Virginia*	W	17-12	43,409
Nov. 25	25	22	Syracuse*	W	35-24	47,544

Total points/Attendance 294-201 494,164

1996

9-3, 6-1 BIG EAST (1st)

CARQUEST BOWL CHAMPIONS

DATE	UM	OPP	OPPONENT	W/L	SCORE	ATT
Aug. 31	11	—	at Memphis	W	30-7	32,096
Sept. 7	11	—	The Citadel	W	52-6	35,747
Sept. 12	10	—	at Rutgers*	W	33-0	29,379
Sept. 28	10	—	Pittsburgh*	W	46-0	32,747
Oct. 12	6	3	Florida State	L	16-34	75,913
Oct. 19	12	—	East Carolina	L	6-31	31,909
Oct. 26	25	12	at West Virginia*	W	10-7	66,948
Nov. 2	22	—	at Temple*	W	57-26	8,608
Nov. 16	18	21	Virginia Tech* (HC)	L	7-21	38,814
Nov. 23	25	—	Boston College*	W	43-26	34,540
Nov. 30	23	16	at Syracuse*	W	38-31	49,426

Carquest Bowl (Miami, Fla.)

Dec. 27 19 — vs. Virginia W 31-21 46,418

Total points/Attendance 368-210 487,545

1997

5-6, 3-4 BIG EAST (5th)

DATE	UM	OPP	OPPONENT	W/L	SCORE	ATT
Aug. 30	14	—	at Baylor	W	45-14	36,750
Sept. 13	13	24	Arizona State	L	12-23	42,219
Sept. 18	22	—	at Pittsburgh*	L	17-21	40,194
Sept. 27	—	—	West Virginia*	L	17-28	39,270
Oct. 4	—	4	at Florida State	L	0-47	80,165
Oct. 18	—	—	at Boston College*	W _{2OT}	45-44	40,006
Oct. 25	—	—	Temple	W	47-15	26,351
Nov. 1	—	—	Arkansas State	W	42-10	20,559
Nov. 8	—	20	at Virginia Tech*	L	25-27	53,177
Nov. 15	—	—	Rutgers* (HC)	W	51-23	19,949
Nov. 29	—	16	Syracuse*	L	13-33	25,147

Total points/Attendance 314-285 424,950

1998

9-3, 5-2 BIG EAST (2nd)

MICRON PC BOWL CHAMPIONS

DATE	UM	OPP	OPPONENT	W/L	SCORE	ATT
Sept. 5	—	—	E. Tennessee State	W	66-17	36,617
Sept. 12	—	—	at Cincinnati	W	38-12	20,681
Sept. 19	—	—	Virginia Tech*	LOT	20-27	41,155
Oct. 3	—	—	at Rutgers*	W	53-17	21,419
Oct. 10	—	9	Florida State	L	14-26	63,617
Oct. 24	—	13	at West Virginia*	W	34-31	60,081
Oct. 31	25	—	Boston College* (HC)	W	35-1732,917	
Nov. 14	24	—	at Temple*	W	42-7	18,734
Nov. 19	22	—	Pittsburgh*	W	38-10	38,084
Nov. 28	19	21	at Syracuse*	L	13-66	49,521
Dec. 5	—	3	UCLA	W	49-45	46,819

Micron PC Bowl (Miami, Fla.)

Dec. 29 24 — N.C. State W 46-23 44,387

Total points/Attendance 448-298 474,032

1999

9-4, 6-1 BIG EAST (2nd)

GATOR BOWL CHAMPIONS

DATE	UM	OPP	OPPONENT	W/L	SCORE	ATT
Aug. 29	12	9	vs. Ohio State ¹	W	23-12	73,037
Sept. 4	8	—	Florida A&M	W	57-3	54,147
Sept. 18	8	2	Penn State	L	23-27	74,427
Sept. 25	9	—	at East Carolina ²	L	23-27	45,900
Oct. 9	19	1	at Florida State	L	21-31	80,967
Oct. 16	23	—	at Boston College*	W	31-28	44,084
Oct. 30	23	—	West Virginia*	W	28-20	30,310
Nov. 6	22	—	at Pittsburgh*	W	33-3	38,710
Nov. 13	19	2	at Virginia Tech*	L	10-43	53,130
Nov. 20	—	—	Rutgers* (HC)	W	55-0	21,167
Nov. 27	—	—	Syracuse*	W	45-13	35,208
Dec. 4	23	—	Temple*	W	55-0	20,319

Gator Bowl (Jacksonville, Fla.)

Jan. 1 23 15 vs. Georgia Tech W 28-13 43,416

Total points/Attendance 404-207 495,885

1 — Kickoff Classic (Meadowlands, N.J.)

2 — Raleigh, N.C.



ALL-TIME RESULTS

2000

11-1, 7-0 BIG EAST (1st)

SUGAR BOWL CHAMPIONS

DATE	UM	OPP	OPPONENT	W/L	SCORE	ATT
Aug. 31	6	—	McNeese State	W	61-14	48,411
Sept. 9	4	15	at Washington	L	29-34	74,157
Sept. 23	12	—	at West Virginia*	W	47-10	63,735
Sept. 30	10	—	at Rutgers*	W	64-6	23,782
Oct. 7	7	1	Florida State	W	27-24	80,905
Oct. 21	4	—	at Temple*	W	45-17	28,351
Oct. 28	4	—	Louisiana Tech	W	42-31	46,871
Nov. 4	3	2	Virginia Tech* (HC)	W	41-21	77,410
Nov. 11	2	—	Pittsburgh*	W	35-7	47,520
Nov. 18	2	—	at Syracuse*	W	26-0	49,327
Nov. 25	2	—	Boston College*	W	52-6	49,715

Sugar Bowl (New Orleans, La.)

Jan. 2	2	7	vs. Florida	W	37-20	64,407
Total points/Attendance					506-190	654,337

2002

12-1, 7-0 BIG EAST (1st)

FIESTA BOWL

DATE	UM	OPP	OPPONENT	W/L	SCORE	ATT
Aug. 31	1	—	Florida A&M	W	63-17	68,548
Sept. 7	1	6	at Florida	W	41-16	85,777
Sept. 14	1	—	at Temple	W	44-21	33,169
Sept. 21	1	—	Boston College*	W	38-6	73,622
Oct. 5	1	—	Connecticut	W	48-14	52,131
Oct. 12	1	9	Florida State* (HC)	W	28-27	81,927
Oct. 26	1	—	at West Virginia*	W	40-23	56,817
Nov. 2	1	—	at Rutgers*	W	42-17	27,222
Nov. 9	2	—	at Tennessee	W	26-3	107,745
Nov. 21	1	17	Pittsburgh*	W	28-21	64,897
Nov. 30	1	—	at Syracuse*	W	49-7	45,679
Dec. 7	1	17	Virginia Tech*	W	56-45	76,108

Fiesta Bowl (Tempe, Ariz.)

Jan. 3	1	2	vs. Ohio State	L ²⁰¹	24-31	77,502
Total points/Attendance					527-248	851,144

1 — Miami's 800th game

LARRY COKER

2001-06

2001

12-0, 7-0 BIG EAST (1st)

NATIONAL CHAMPIONS

ROSE BOWL CHAMPIONS

DATE	UM	OPP	OPPONENT	W/L	SCORE	ATT
Sept. 1	2	—	at Penn State	W	33-7	109,313
Sept. 8	1	—	Rutgers*	W	61-0	39,804
Sept. 27	1	—	at Pittsburgh*	W	43-21	57,224
Oct. 6	1	—	Troy	W	38-7	36,617
Oct. 13	2	14	at Florida State	W	49-27	82,836
Oct. 25	1	—	West Virginia*	W	45-3	44,411
Nov. 3	1	—	Temple* (HC)	W	38-0	31,128
Nov. 10	1	—	at Boston College*	W	18-7	44,500
Nov. 17	1	14	Syracuse*	W	59-0	52,896
Nov. 24	1	12	Washington	W	65-7	78,114
Dec. 1	1	14	at Virginia Tech*	W	26-24	53,662

Rose Bowl (Pasadena, Calif.)

Jan. 3	1	4	vs. Nebraska	W	37-14	93,781
Total points/Attendance					512-117	630,505

2003

11-2, 6-1 BIG EAST (1st)

ORANGE BOWL CHAMPIONS

DATE	UM	OPP	OPPONENT	W/L	SCORE	ATT
Aug. 28	3	—	at Louisiana Tech ¹	W	48-9	43,279
Sept. 6	3	18	Florida	W	38-33	79,932
Sept. 13	2	—	East Carolina	W	38-3	65,825
Sept. 20	2	—	at Boston College*	W	33-14	44,500
Oct. 2	2	—	West Virginia* ²	W	22-20	54,621
Oct. 11	2	5	at Florida State	W	22-14	84,336
Oct. 18	2	—	Temple*	W	52-14	49,144
Nov. 1	2	10	at Virginia Tech*	L	7-31	65,115
Nov. 8	6	18	Tennessee	L	6-10	69,722
Nov. 15	14	—	Syracuse* (HC)	W	17-10	48,130
Nov. 22	13	—	Rutgers*	W	34-10	39,572
Nov. 29	10	20	at Pittsburgh*	W	28-14	60,486

Orange Bowl (Miami, Fla.)

Jan. 1	10	9	vs. Florida State	W	16-14	76,739c
Total points/Attendance					361-196	779,227

1 — Shreveport, La.

2 — Miami's 500th victory



ALL-TIME RESULTS

2004

9-3, 5-3 ACC (13rd)

PEACH BOWL CHAMPIONS

DATE	UM	OPP	OPPONENT	W/L	SCORE	ATT
Sept. 10	5	4	Florida State*	WOT	16-10	78,622
Sept. 18	4	—	Louisiana Tech	W	48-0	53,721
Sept. 23	4	—	at Houston	W	38-13	36,698
Oct. 2	4	—	at Georgia Tech*	W	27-3	55,000
Oct. 14	3	18	Louisville	W	41-38	63,715
Oct. 23	4	—	at NC State*	W	45-31	55,600
Oct. 30	4	—	at North Carolina*	L	28-31	58,000
Nov. 6	11	—	Clemson* (HC)	LOT	17-24	55,225
Nov. 13	18	12	at Virginia*	W	31-21	63,701
Nov. 20	12	—	Wake Forest*	W	52-7	41,315
Dec. 4	9	11	Virginia Tech*	L	10-16	62,205

Peach Bowl (Atlanta, Ga.)

Dec. 31	14	18	vs. Florida	W	27-10	c69,322
Total points/Attendance					380-204	693,324

2005

9-3, 6-2 ACC (2nd, Coastal)

PEACH BOWL

DATE	UM	OPP	OPPONENT	W/L	SCORE	ATT
Sept. 5	9	14	at Florida State*	L	7-10	84,347
Sept. 17	13	20	at Clemson*	W3OT	38-30	79,000
Sept. 24	12	—	Colorado	W	23-3	51,228
Oct. 1	9	—	USF	W	27-7	58,308
Oct. 8	9	—	Duke*	W	52-7	40,315
Oct. 15	7	—	at Temple	W	34-3	23,129
Oct. 29	6	—	North Carolina* (HC)	W	34-16	30,618
Nov. 5	5	3	at Virginia Tech*	W	27-7	65,115
Nov. 12	3	—	at Wake Forest*	W	47-17	27,106
Nov. 19	3	—	Georgia Tech*	L	10-14	53,764
Nov. 26	10	—	Virginia*	W	25-17	37,629

Peach Bowl (Atlanta, Ga.)

Dec. 30	9	10	vs. LSU	L	3-40	65,620
Total points/Attendance					356-234	550,559

2006

7-6, 3-5 ACC (4th, Coastal)

MPC COMPUTERS BOWL CHAMPIONS

DATE	UM	OPP	OPPONENT	W/L	SCORE	ATT
Sept. 4	11	11	Florida State*	L	10-13	71,481
Sept. 9	16	—	Florida A&M	W	51-10	40,208
Sept. 16	15	12	at Louisville	L	7-31	42,704
Sept. 30	—	—	Houston	W	14-13	36,107
Oct. 7	—	—	North Carolina*	W	27-7	29,261
Oct. 14	—	—	FIU	W	35-0	51,130
Oct. 21	—	—	at Duke*	W	20-15	16,291
Oct. 28	—	21	at Georgia Tech*	L	23-30	55,230
Nov. 4	—	24	Virginia Tech* (HC)	L	10-17	41,504
Nov. 11	—	24	at Maryland*	L	13-14	50,721
Nov. 18	—	—	at Virginia*	L	7-17	54,522
Nov. 23	—	18	Boston College*	W	17-14	23,308

MPC Computers Bowl (Boise, Idaho)

Dec. 31	—	—	vs. Nevada	W	21-20	28,652
Total points/Attendance					255-201	512,467

RANDY SHANNON

2007-10

2007

5-7, 2-6 ACC (4th, Coastal)

DATE	UM	OPP	OPPONENT	W/L	SCORE	ATT
Sept. 1	—	—	Marshall	W	31-3	39,830
Sept. 8	—	6	at Oklahoma	L	13-51	85,357
Sept. 15	—	—	FIU	W	23-9	40,915
Sept. 20	—	16	Texas A&M	W	34-17	44,622
Sept. 29	—	—	Duke*	W	24-14	30,614
Oct. 6	—	—	at North Carolina*	L	27-33	59,000
Oct. 13	—	—	Georgia Tech*	L	14-17	52,416
Oct. 20	—	—	at Florida State*	W	37-29	82,728
Nov. 3	—	—	NC State* (HC)	LOT	16-19	34,621
Nov. 10	—	19	Virginia*	L	0-48	62,106
Nov. 17	—	10	at Virginia Tech*	L	14-44	66,233
Nov. 24	—	—	at Boston College*	L	14-28	44,500
Total points/Attendance					285-274	642,942

2008

7-6, 4-4 ACC (13rd, Coastal)

EMERALD BOWL

DATE	UM	OPP	OPPONENT	W/L	SCORE	ATT
Aug. 28	—	—	Charleston Southern	W	52-7	48,119
Sept. 6	—	5	at Florida	L	3-26	90,833
Sept. 20	—	—	at Texas A&M	W	41-23	84,165
Sept. 27	—	—	North Carolina*	L	24-28	35,830
Oct. 4	—	—	Florida State*	L	39-41	65,786
Oct. 11	—	—	UCF	W	20-14	40,011
Oct. 18	—	—	at Duke*	W	49-31	32,011
Oct. 25	—	—	Wake Forest* (HC)	W	16-10	41,208
Nov. 1	—	—	at Virginia*	W	24-17	53,308
Nov. 13	—	—	Virginia Tech*	W	16-14	46,838
Nov. 20	—	—	at Georgia Tech*	L	23-41	49,335
Nov. 29	—	—	at NC State*	L	28-38	56,329

Emerald Bowl (San Francisco, Calif.)

Dec. 27	—	—	California	L	17-24	42,268
Total points/Attendance					352-314	686,041

2009

9-4, 5-3 ACC (3rd, Coastal)

CHAMPS SPORTS BOWL

DATE	UM	OPP	OPPONENT	W/L	SCORE	ATT
Sept. 7	—	18	at Florida State*	W	38-34	81,077
Sept. 17	20	14	Georgia Tech*	W	33-17	45,329
Sept. 26	9	11	at Virginia Tech*	L	7-31	66,233
Oct. 3	17	8	Oklahoma	W	21-20	61,790
Oct. 10	11	—	Florida A&M	W	48-16	47,859
Oct. 17	9	—	at UCF	W	27-7	48,453
Oct. 24	8	—	Clemson*	LOT	37-40	43,778
Oct. 31	18	—	at Wake Forest*	W	28-27	30,011
Nov. 7	16	—	Virginia* (HC)	W	52-17	48,350
Nov. 14	12	—	at North Carolina*	L	24-33	57,500
Nov. 21	20	—	Duke*	W	34-16	38,200
Nov. 28	19	—	at USF	W	31-10	66,469

Champs Sports Bowl (Orlando, Fla.)

Dec. 29	15	25	vs. Wisconsin	L	14-20	56,747
Total points/Attendance					394-288	635,049



ALL-TIME RESULTS

2010

7-6, 5-3 ACC (2nd, Coastal)

HYUNDAI SUN BOWL

DATE	UM	OPP	OPPONENT	W/L	SCORE	ATT
Sept. 2	13	—	Florida A&M	W	45-0	53,674
Sept. 11	12	2	at Ohio State	L	24-36	105,454
Sept. 23	19	—	at Pittsburgh	W	31-3	58,115
Oct. 2	16	—	at Clemson*	W	30-21	81,500
Oct. 9	13	23	Florida State*	L	17-45	75,115
Oct. 16	—	—	at Duke*	W	28-13	25,911
Oct. 23	25	—	North Carolina*	W	33-10	43,584
Oct. 30	22	—	at Virginia*	L	19-24	39,528
Nov. 6	—	—	Maryland* (HC)	W	26-20	55,434
Nov. 13	—	—	at Georgia Tech*	W	35-10	47,425
Nov. 20	24	14	Virginia Tech*	L	17-31	40,101
Nov. 27	—	—	USF	L	20-23	41,148

Hyundai Sun Bowl (El Paso, Texas)

Dec. 31	—	—	vs. Notre Dame ^A	L	17-33	54,021
---------	---	---	-----------------------------	---	-------	--------

Total points/Attendance

342-269 721,010

^A — Interim Head Coach Jeff Stoutland

AL GOLDEN

2011-15

2011

6-6, 3-5 ACC (5th, Coastal)

DATE	UM	OPP	OPPONENT	W/L	SCORE	ATT
Sept. 5	—	—	at Maryland*	L	24-32	52,875
Sept. 17	—	17	Ohio State	W	24-6	66,279
Sept. 24	—	—	Kansas State	L	24-28	43,786
Oct. 1	—	—	Bethune-Cookman ¹	W	45-14	40,387
Oct. 8	—	21	at Virginia Tech*	L	35-38	66,233
Oct. 15	—	—	at North Carolina*	W	30-24	60,000
Oct. 22	—	22	Georgia Tech*	W	24-7	43,716
Oct. 27	—	—	Virginia*	L	21-28	40,403
Nov. 5	—	—	Duke* (HC)	W	49-14	62,053
Nov. 12	—	—	at Florida State*	L	19-23	82,322
Nov. 19	—	—	at USF	W	6-3	57,572
Nov. 25	—	—	Boston College*	L	17-24	43,952
Total points/Attendance					325-234	659,578

¹ — Miami's 900th game

2012

7-5, 5-3 ACC (1st, Coastal)

DATE	UM	OPP	OPPONENT	W/L	SCORE	ATT
Sept. 1	—	—	at Boston College*	W	41-32	39,262
Sept. 8	—	21	at Kansas State	L	15-52	48,843
Sept. 15	—	—	Bethune-Cookman	W	38-10	39,435
Sept. 22	—	—	at Georgia Tech*	W OT	42-36	50,390
Sept. 29	—	—	NC State*	W	44-37	38,510
Oct. 6	—	9	vs. Notre Dame ¹	L	3-41	62,871
Oct. 13	—	—	North Carolina*	L	14-18	58,954
Oct. 20	—	12	Florida State*	L	20-33	73,328
Nov. 1	—	—	Virginia Tech*	W	30-12	37,219
Nov. 10	—	—	at Virginia*	L	40-41	45,870
Nov. 17	—	—	USF	W	40-9	38,869
Nov. 24	—	—	at Duke*	W	52-45	26,895
Total points/Attendance					377-366	580,446

¹ — Game played at Soldier Field (Chicago, Ill.)

2013

9-4, 5-3 ACC (2nd, Coastal)

RUSSELL ATHLETIC BOWL

DATE	UM	OPP	OPPONENT	W/L	SCORE	ATT
Aug. 30	—	—	FAU	W	34-6	50,151
Sept. 7	—	12	Florida	W	21-16	76,968
Sept. 21	16	—	Savannah State	W	77-7	42,571
Sept. 28	15	—	at USF	W	49-21	47,562
Oct. 5	14	—	Georgia Tech*	W	45-30	47,008
Oct. 17	10	—	at North Carolina*	W	27-23	56,000
Oct. 26	7	—	Wake Forest*	W	24-21	66,160
Nov. 2	7	3	at Florida State*	L	14-41	84,409
Nov. 9	11	—	Virginia Tech*	L	24-42	49,267
Nov. 16	23	—	at Duke*	L	30-48	30,044
Nov. 23	—	—	Virginia*	W	45-26	44,732
Nov. 29	—	—	at Pittsburgh*	W	41-31	40,003

Russell Athletic Bowl (Orlando, Fla.)

Dec. 28	—	18	vs. Louisville	L	9-36	51,098
---------	---	----	----------------	---	------	--------

Total points/Attendance

440-348 685,973

2014

6-7, 3-5 ACC (15th, Coastal)

DUCK COMMANDER INDEPENDENCE BOWL

DATE	UM	OPP	OPPONENT	W/L	SCORE	ATT
Sept. 1	RV	RV	at Louisville*	L	13-31	55,428
Sept. 6	—	—	Florida A&M	W	41-7	48,254
Sept. 13	—	—	Arkansas State	W	20-41	41,519
Sept. 20	—	22	at Nebraska	L	31-41	91,585
Sept. 27	—	23	Duke*	W	22-10	44,559
Oct. 4	—	—	at Georgia Tech*	L	17-28	52,221
Oct. 11	—	—	Cincinnati	W	55-34	43,953
Oct. 23	—	—	at Virginia Tech*	W	30-6	64,007
Nov. 1	—	—	North Carolina*	W	47-20	51,702
Nov. 15	RV	2	Florida State*	L	26-30	76,530
Nov. 22	—	—	at Virginia*	L	13-30	39,112
Nov. 29	—	—	Pittsburgh*	L	23-35	61,106

Russell Athletic Bowl (Shreveport, La.)

Dec. 28	—	—	vs. South Carolina	L	21-24	38,242
---------	---	---	--------------------	---	-------	--------

Total points/Attendance

380-316 706,218

2015

8-5, 5-3 ACC (3rd, Coastal)

HYUNDAI SUN BOWL

DATE	UM	OPP	OPPONENT	W/L	SCORE	ATT
Sept. 5	RV	—	Bethune-Cookman	W	45-0	43,467
Sept. 11	RV	—	at FAU	W	44-20	30,321
Sept. 19	RV	RV	Nebraska	W OT	36-33	53,580
Oct. 1	RV	—	at Cincinnati	L	23-34	40,101
Oct. 10	—	8	at Florida State*	L	24-29	82,329
Oct. 17	—	—	Virginia Tech*	W	30-20	50,787
Oct. 24	—	6	Clemson*	L	0-58	45,211
Oct. 31	—	22	at Duke ^A	W	30-27	30,143
Nov. 7	—	—	Virginia ^A	W	27-21	40,963
Nov. 14	—	17	at North Carolina ^A	L	21-59	61,000
Nov. 21	—	—	Georgia Tech ^A	W	38-21	51,355
Nov. 27	—	—	at Pittsburgh ^A	W	29-24	40,126

Hyundai Sun Bowl (El Paso, Texas)

Dec. 26	—	—	vs. Washington St.	L	14-20	41,180
---------	---	---	--------------------	---	-------	--------

Total points/Attendance

361-366 569,383

^A — Interim Head Coach Larry Scott



ALL-TIME RESULTS

MARK RICHT

2016 - 2018

2016

9-4, 5-3 ACC (t2nd, Coastal)

RUSSELL ATHLETIC BOWL CHAMPIONS

DATE	UM	OPP	OPPONENT	W/L	SCORE	ATT
Sept. 3	RV	—	Florida A&M	W	70-0	60,703
Sept. 10	25	—	FAU	W	38-10	57,123
Sept. 17	25	—	at Appalachian State	W	45-10	34,658
Oct. 1	14	—	at Georgia Tech*	W	35-21	53,047
Oct. 8	10	21	Florida State*	L	19-20	65,685
Oct. 15	16	RV	North Carolina*	L	13-20	58,731
Oct. 20	—	—	at Virginia Tech*	L	16-37	63,507
Oct. 29	—	—	at Notre Dame	L	30-27	80,795
Nov. 5	—	—	Pittsburgh*	W	51-28	51,796
Nov. 12	—	—	at Virginia*	W	34-14	39,867
Nov. 19	—	—	at NC State*	W	27-13	56,263
Nov. 26	—	—	Duke*	W	40-21	57,396

Russell Athletic Bowl (Orlando, Fla.)

Dec. 28	—	12	vs. West Virginia	W	31-14	48,625
Total points/Attendance					446-241	679,571

2017

10-3, 7-1 ACC (1st, Coastal)

CAPITAL ONE ORANGE BOWL

DATE	UM	OPP	OPPONENT	W/L	SCORE	ATT
Sept. 2	18	—	Bethune-Cookman	W	41-13	50,454
Sept. 23	14	—	Toledo	W	52-30	49,361
Sept. 29	13	—	at Duke*	W	31-6	36,314
Oct. 7	12	—	at Florida State*	W	24-20	78,169
Oct. 14	10	—	Georgia Tech*	W	25-24	55,799
Oct. 21	8	—	Syracuse*	W	27-19	56,158
Oct. 28	8	—	at North Carolina*	W	24-19	45,000
Nov. 4	6	13	Virginia Tech*	W	28-10	63,932
Nov. 11	6	3	Notre Dame	W	41-8	65,303
Nov. 18	2	—	Virginia*	W	44-28	63,415
Nov. 24	2	—	at Pittsburgh*	L	14-24	35,978
Dec. 2	7	1	Clemson*	L	3-38	74,372

Capital One Orange Bowl (Miami Gardens, Fla.)

Dec. 28	10	6	vs. Wisconsin	L	24-34	65,032
Total points/Attendance					378-273	739,287

2018

7-6, 4-4 ACC (T-3rd, Coastal)

NEW ERA PINSTRIPE BOWL

DATE	UM	OPP	OPPONENT	W/L	SCORE	ATT
Sept. 2	8	24	LSU (Arlington TX)	L	17-33	68,841
Sept. 8	21	—	Savannah State	W	77-0	60,307
Sept. 15	20	—	at Toledo	W	49-24	28,117
Sept. 22	20	—	FIU	W	31-17	59,814
Sept. 27	16	—	North Carolina*	W	47-10	60,843
Oct. 6	17	—	Florida State*	W	28-27	65,490
Oct. 13	15	—	at Virginia*	L	13-16	42,393
Oct. 26	25	—	at Boston College*	L	14-27	44,514
Nov. 3	—	—	Duke*	L	12-20	62,754
Nov. 10	—	—	at Georgia Tech*	L	21-27	48,217
Nov. 17	—	—	at Virginia Tech*	W	38-14	62,379
Nov. 24	—	24	Pittsburgh*	W	24-3	59,606

New Era Pinstripe Bowl (The Bronx, N.Y.)

Dec. 27	—	—	vs. Wisconsin	L	3-35	37,821
Total points/Attendance					374-253	701,096

MANNY DIAZ

2019 - 2021

2019

6-7, 4-4 ACC (T-3rd, Coastal)

WALK-ON'S INDEPENDENCE BOWL

DATE	UM	OPP	OPPONENT	W/L	SCORE	ATT
Aug. 24	—	8	Florida (Orlando)	L	20-24	66,543
Sept. 7	—	—	at North Carolina*	L	25-28	50,500
Sept. 14	—	—	Bethune-Cookman	W	63-0	52,036
Sept. 21	—	—	Central Michigan	W	17-12	49,997
Oct. 5	—	—	Virginia Tech*	L	35-42	53,183
Oct. 11	—	19	Virginia*	W	17-9	54,538
Oct. 19	—	—	Georgia Tech*	LOT	21-28	54,106
Oct. 26	—	—	at Pittsburgh*	W	16-12	49,918
Nov. 2	—	—	at Florida State*	W	27-10	63,995
Nov. 9	—	—	Louisville*	W	52-27	53,111
Nov. 23	—	—	vs. FIU!	L	24-30	27,339
Nov. 30	—	—	at Duke*	L	17-27	15,913

Walk-On's Independence Bowl (Shreveport, La.)

Dec. 26	—	—	vs. Louisiana Tech	L	0-14	33,129
Total points/Attendance					334-263	622,308

! at Marlins Park in Miami, Fla.



ALL-TIME RESULTS

2020

8-3, 5-2 ACC (third, ACC)

CHEEZ-IT BOWL

DATE	UM	OPP	OPPONENT	W/L	SCORE	ATT
Sept. 10	—	—	UAB	W	31-14	8,153
Sept. 19	17	18	at Louisville*	W	47-34	12,120
Sept. 26	12	—	Florida State*	W	52-10	12,806
Oct. 10	7	1	at Clemson*	L	17-42	18,885
Oct. 17	12	—	Pittsburgh*	W	31-19	9,000
Oct. 24	11	19	Virginia*	W	19-14	9,940
Nov. 6	10	—	at NC State*	W	44-41	4,032
Nov. 14	9	—	at Virginia Tech*	W	25-24	1,000
Dec. 5	9	—	at Duke*	W	48-0	0
Dec. 12	—	—	North Carolina*	L	26-62	12,092

Cheez-It Bowl (Orlando, Fla.)

Dec. 29	18	21	vs. Oklahoma State	L	34-37	
Total points/Attendance					374-297	88,028

2021

7-5, 5-3 ACC (2nd, Coastal)

TONY THE TIGER SUN BOWL*

DATE	UM	OPP	OPPONENT	W/L	SCORE	ATT
Sept. 4	14	1	Alabama (Atlanta)	L	13-44	71,829
Sept. 11	22	—	Appalachian State	W	25-23	45,877
Sept. 18	24	—	Michigan State	L	17-38	46,427
Sept. 25	—	—	Central Conn. State	W	69-0	44,019
Sept. 30	—	—	Virginia*	L	28-30	37,269
Oct. 16	—	—	at North Carolina*	L	42-45	50,500
Oct. 23	—	18	NC State*	W	31-30	43,293
Oct. 30	—	17	at Pittsburgh*	W	38-34	46,977
Nov. 6	—	—	Georgia Tech*	W	33-0	48,161
Nov. 13	—	—	at Florida State*	L	28-31	71,917
Nov. 20	—	—	Virginia Tech*	W	38-26	40,839
Nov. 27	—	—	at Duke*	W	47-10	17,391

Tony The Tiger Sun Bowl (El Paso, Texas)*

Dec. 31			Washington State	canceled		
Total points/Attendance					374-297	564,499

* bowl game canceled due to COVID-19

MARIO CRISTOBAL 2022 - PRES.

2022

5-7, 3-5 ACC (5th, Coastal)

DATE	UM	OPP	OPPONENT	W/L	SCORE	ATT
Sept. 3	16	—	Bethune-Cookman	W	70-13	56,795
Sept. 10	15	—	Southern Miss	W	30-7	46,423
Sept. 17	13	23	at Texas A&M	L	9-17	107,245
Sept. 24	—	25	Middle Tennessee St.	L	31-45	46,713
Oct. 8	—	—	North Carolina*	L	24-27	53,751
Oct. 15	—	—	at Virginia Tech*	W	20-14	65,632
Oct. 22	—	—	Duke	L	21-45	57,421
Oct. 29	—	—	at Virginia*	W (4OT)	14-12	43,714
Nov. 5	—	—	Florida State*	L	3-45	66,200
Nov. 12	—	—	at Georgia Tech*	W	35-14	33,857
Nov. 19	—	9	at Clemson*	L	10-40	81,340
Nov. 26	—	—	Pittsburgh*	L	16-42	46,428

Total points/Attendance					283-321	705,519
-------------------------	--	--	--	--	---------	---------



SERIES HISTORY

AIR FORCE

MIAMI LEADS, 2-0

YEAR	UM	OPP	SITE	W/L	SCORE
1960	—	—	Miami	W	23-14
1962	—	—	Colorado Springs, Colo.	W	21-3

Miami: Miami leads, 1-0

Colorado Springs: Miami leads, 1-0

APPALACHIAN STATE

MIAMI LEADS, 2-0

YEAR	UM	OPP	SITE	W/L	SCORE
2016	—	18	Boone, N.C.	W	45-10
2021	22	—	Miami Gardens	W	25-23

Boone: Miami leads, 1-0

Miami: Miami leads, 1-0

ALABAMA

ALABAMA LEADS, 15-3

YEAR	UM	OPP	SITE	W/L	SCORE
1941	—	18	Miami	L	7-21
1947	—	6	Miami	L	6-21
1952	—	—	Miami	L	7-21
1954	16	—	Miami (HC)	W	23-7
1955	—	—	Miami	W	34-12
1962	—	3	Tuscaloosa, Ala.	L	3-36
1963	—	9	Miami (HC)	L	12-17
1968	—	16	Miami (HC)	L	6-14
1969	—	—	Tuscaloosa, Ala.	L	6-42
1970	—	—	Miami (HC)	L	8-32
1971	—	4	Tuscaloosa, Ala.	L	3-31
1973	—	2	Tuscaloosa, Ala.	L	13-43
1974	—	2	Miami	L	7-28
1977	—	2	Tuscaloosa, Ala.	L	0-36
1979	—	1	Tuscaloosa, Ala.	L	0-30
1990	2	7	New Orleans	W	33-25
1993	1	2	New Orleans	L	13-34
2021	14	1	Atlanta	L	13-44

Miami: Alabama leads, 7-2

Tuscaloosa: Alabama leads, 6-0

Neutral Sites: Alabama leads, 2-1

ARIZONA

MIAMI LEADS, 2-1

YEAR	UM	OPP	SITE	W/L	SCORE
1991	2	—	Tucson, Ariz.	W	36-9
1992	1	—	Miami	W	8-7
1994	10	16	Tempe, Ariz. (Fiesta)	L	0-29

Miami: Miami leads, 1-0

Tucson: Miami leads 1-0

Neutral Sites: Arizona leads, 1-0

ARIZONA STATE

TIED 1-1

YEAR	UM	OPP	SITE	W/L	SCORE
1994	5	—	Tempe, Ariz.	W	47-10
1997	13	24	Tempe, Ariz.	L	12-13

Tempe: Tied, 1-1

ARKANSAS

MIAMI LEADS, 3-0

YEAR	UM	OPP	SITE	W/L	SCORE
1987	5	10	Fayetteville	W	51-7
1988	3	8	Miami	W	18-16
1991	3	—	Fayetteville	W	31-3

Miami: Miami leads, 1-0

Fayetteville: Miami leads, 2-0

ARKANSAS STATE

MIAMI LEADS, 2-0

YEAR	UM	OPP	SITE	W/L	SCORE
1997	—	—	Miami	W	42-10
2014	—	—	Miami Gardens	W	41-20

Miami: Miami leads, 2-0

ARMY

MIAMI LEADS, 3-0

YEAR	UM	OPP	SITE	W/L	SCORE
1971	—	—	Miami (HC)	W	24-13
1972	—	—	West Point, N.Y.	W	28-7
1973	—	—	West Point, N.Y.	W	19-7

Miami: Miami leads, 1-0

West Point: Miami leads, 2-0



SERIES HISTORY

AUBURN

AUBURN LEADS, 7-4

YEAR	UM	OPP	SITE	W/L	SCORE
1944	—	—	Miami	L	19-38
1945	—	—	Miami	W	33-7
1953	—	—	Miami	L	20-29
1954	6	—	Auburn, Ala.	L	13-14
1959	—	7	Miami	L	6-21
1960	—	17	Auburn, Ala.	L	7-20
1967	—	—	Miami	W	7-0
1968	9	—	Auburn, Ala.	L	6-31
1974	16	11	Miami	L	0-3
1978	—	19	Auburn, Ala.	W	17-15
1984	10	1	East Rutherford, N.J.	W	20-18

Miami: Auburn leads, 4-2

Auburn: Auburn leads, 3-1

Neutral Site: Miami leads, 1-0

BAYLOR

MIAMI LEADS, 6-3

YEAR	UM	OPP	SITE	W/L	SCORE
1947	—	—	Miami	L	7-18
1953	—	10	Miami	L	13-21
1954	—	11	Miami	W	19-13
1957	—	11	Miami	W	13-7
1958	—	—	Waco, Texas	W	14-8
1971	—	—	Miami	W	41-15
1972	—	—	Waco, Texas	L	3-10
1995	—	—	Miami	W	35-14
1997	14	—	Waco, Texas	W	45-14

Miami: Miami leads, 4-2

Waco, Texas: Miami leads, 2-1

BETHUNE-COOKMAN

MIAMI LEADS, 6-0

YEAR	UM	OPP	SITE	W/L	SCORE
2011	—	—	Miami Gardens	W	45-14
2012	—	—	Miami Gardens	W	39-10
2015	—	—	Miami Gardens	W	45-0
2017	18	—	Miami Gardens	W	41-13
2019	—	—	Miami Gardens	W	63-0
2022	16	—	Miami Gardens	W	70-13

Miami: Miami leads, 5-0

BOSTON COLLEGE

MIAMI LEADS, 24-6

YEAR	UM	OPP	SITE	W/L	SCORE
1955	—	—	Miami	W	14-7
1956	13	—	Miami	W	27-6
1958	—	—	Chestnut Hill, Mass.	L	2-6
1960	—	—	Miami	W	10-7
1964	—	—	Miami	W	30-6
1965	—	—	Miami	W	27-6
1973	16	—	Miami	W	15-10
1975	—	—	Chestnut Hill, Mass.	L	7-21
1976	—	—	Miami (HC)	W	13-6
1979	—	—	Miami (HC)	W	19-8
1984	12	—	Miami	L	45-47
1985	—	—	Chestnut Hill, Mass.	W	45-10
1990	3	—	Miami	W	42-12
1991	1	—	Chestnut Hill, Mass.	W	19-14
1993	4	20	Chestnut Hill, Mass.	W	23-7
1994	4	25	Miami	W	23-7
1995	—	—	Chestnut Hill, Mass.	W	17-14
1996	25	—	Miami	W	43-26
1997	—	—	Chestnut Hill, Mass.	W 20T	45-44
1998	25	—	Miami	W	35-17
1999	23	—	Chestnut Hill, Mass.	W	31-28
2000	2	—	Miami	W	52-6
2001	1	—	Chestnut Hill, Mass.	W	18-7
2002	1	—	Miami	W	38-6
2003	2	—	Miami	W	33-14
2006	—	18	Miami	W	17-14
2007	—	—	Chestnut Hill, Mass.	L	14-28
2011	—	—	Miami Gardens	L	17-24
2012	—	—	Chestnut Hill, Mass.	W	41-32
2018	25	—	Chestnut Hill, Mass.	L	14-27

Miami: Miami leads, 16-2

Chestnut Hill: Miami leads, 8-4

BOSTON UNIVERSITY

MIAMI LEADS, 2-1-1

YEAR	UM	OPP	SITE	W/L	SCORE
1935	—	—	Miami (HC)	W	17-0
1936	—	—	Boston	T	7-7
1950	14	—	Miami	W	34-7
1952	—	—	Boston	L	7-9

Miami: Miami leads, 2-0

Boston: Boston leads, 1-0-1



SERIES HISTORY

BYU

TIED, 1-1

YEAR	UM	OPP	SITE	W/L	SCORE
1988	2	—	Miami	W	41-17
1990	1	16	Provo, Utah	L	21-28

Miami: Miami leads, 1-0

Provo: BYU leads, 1-0

BUCKNELL

MIAMI LEADS, 3-1-1

YEAR	UM	OPP	SITE	W/L	SCORE
1935	—	—	Miami (Orange Bowl)	L	0-26
1936	—	—	Lewisburg, Pa.	W	6-0
1937	—	—	Lewisburg, Pa.	T	6-6
1938	—	—	Miami (HC)	W	19-0
1955	20	—	Miami	W	46-0

Miami: Miami leads, 2-0

Lewisburg: Miami leads, 1-0-1

Neutral Site: Bucknell leads, 1-0

CALIFORNIA

TIED, 2-2

YEAR	UM	OPP	SITE	W/L	SCORE
1964	—	—	Miami	L	7-9
1989	3	—	Miami	W	31-3
1990	10	—	Berkeley, Calif.	W	52-24
2008	—	—	San Francisco	L	17-24

Miami: Tied, 1-1

Berkeley: Miami leads, 1-0

Neutral Site: Cal leads, 1-0

CENTRAL CONNECTICUT ST.

MIAMI LEADS, 1-0

YEAR	UM	OPP	SITE	W/L	SCORE
2021	—	—	Miami Gardens	W	69-0

Miami: Miami leads, 1-0

CENTRAL MICHIGAN

MIAMI LEADS, 1-0

YEAR	UM	OPP	SITE	W/L	SCORE
2019	—	—	Miami Gardens	W	17-12

Miami: Miami leads, 1-0

CHARLESTON SOUTHERN

MIAMI LEADS, 1-0

YEAR	UM	OPP	SITE	W/L	SCORE
2008	—	—	Miami	W	52-7

Miami: Miami leads, 1-0

CHATTANOOGA

MIAMI LEADS, 4-0

YEAR	UM	OPP	SITE	W/L	SCORE
1945	—	—	Chattanooga, Tenn.	W	27-7
1946	—	—	Miami	W	33-13
1948	—	—	Miami	W	19-0
1951	—	—	Miami	W	34-7

Miami: Miami leads, 3-0

Chattanooga: Miami leads, 1-0

CINCINNATI

MIAMI LEADS, 11-2

YEAR	UM	OPP	SITE	W/L	SCORE
1947	—	—	Cincinnati	L	7-20
1948	—	—	Miami	W	36-6
1982	—	—	Miami	W	19-13
1983	8	—	Cincinnati	W	37-7
1984	10	—	Cincinnati	W	49-25
1985	—	—	Miami	W	38-0
1986	1	—	Cincinnati	W	45-13
1987	3	—	Cincinnati	W	48-10
1988	4	—	Miami	W	57-3
1989	2	—	Miami	W	56-0
1998	—	—	Cincinnati	W	38-12
2014	—	—	Miami Gardens	W	55-34
2015	RV	—	Cincinnati	L	23-34

Miami: Miami leads, 6-0

Cincinnati: Miami leads, 5-2

THE CITADEL

MIAMI LEADS, 2-0

YEAR	UM	OPP	SITE	W/L	SCORE
1950	—	—	Miami	W	21-0
1996	11	—	Miami	W	52-6

Miami: Miami leads, 2-0



SERIES HISTORY

CLEMSON

CLEMSON LEADS, 7-6

YEAR	UM	OPP	SITE	W/L	SCORE
1945	—	—	Miami	W	7-6
1951	—	19	Miami (Orange)	L	14-15
1952	—	—	Jacksonville, Fla.	W	14-0
1953	—	—	Miami	W	39-7
1956	8	13	Miami	W	21-0
2004	11	—	Miami	LOT	17-24
2005	13	20	Clemson, S.C.	W	36-30
2009	8	—	Miami Gardens	LOT	37-40
2010	16	—	Clemson, S.C.	W	30-21
2015	—	6	Miami Gardens	L	0-58
2017	7	1	Charlotte, N.C.	L	3-38
2020	7	1	Clemson, S.C.	L	17-42
2022	—	9	Clemson, S.C.	L	10-40

Miami: Series tied, 3-3

Clemson: Series tied, 2-2

Neutral Site: Clemson leads, 2-1

COLORADO

COLORADO LEADS, 5-3

YEAR	UM	OPP	SITE	W/L	SCORE
1961	—	—	Miami	L	7-9
1966	—	—	Boulder, Colo.	W	24-3
1967	—	—	Houston	L	21-31
1975	—	13	Miami	L	10-23
1976	—	—	Boulder, Colo.	L	3-33
1978	—	—	Boulder, Colo.	L	7-17
1993	3	—	Boulder, Colo.	W	35-29
2005	12	—	Miami	W	23-3

Miami: Colorado leads, 2-1

Boulder: Tied, 2-2

Neutral Site: Colorado leads, 1-0

COLORADO STATE

MIAMI LEADS, 1-0

YEAR	UM	OPP	SITE	W/L	SCORE
1985	4	—	Miami (HC)	W	24-3

Miami: Miami leads, 1-0

CONNECTICUT

MIAMI LEADS, 1-0

YEAR	UM	OPP	SITE	W/L	SCORE
2002	1	—	Miami	W	48-14

Miami: Miami leads, 1-0

DETROIT

MIAMI LEADS, 4-0

YEAR	UM	OPP	SITE	W/L	SCORE
1947	—	—	Miami	W	21-7
1948	—	—	Detroit	W	6-0
1949	—	—	Miami	W	27-6
1964	—	—	Detroit	W	10-7

Miami: Miami leads, 2-0

Detroit: Miami leads, 2-0

DRAKE

DRAKE LEADS, 2-1

YEAR	UM	OPP	SITE	W/L	SCORE
1937	—	—	Miami (HC)	L	0-7
1938	—	—	Des Moines, Iowa	L	6-18
1939	—	—	Miami	W	33-6

Miami: Tied, 1-1

Des Moines: Drake leads, 1-0

DUKE

MIAMI LEADS, 15-5

YEAR	UM	OPP	SITE	W/L	SCORE
1976	—	—	Miami	L	7-20
1983	15	—	Durham, N.C.	W	56-17
2005	9	—	Miami	W	52-7
2006	—	—	Durham, N.C.	W	20-15
2007	—	—	Miami	W	24-14
2008	—	—	Durham, N.C.	W	49-31
2009	20	—	Miami Gardens, Fla.	W	34-16
2010	—	—	Durham, N.C.	W	28-13
2011	—	—	Miami Gardens, Fla. 2	W	49-14
2012	—	—	Durham, N.C.	W	52-45
2013	23	—	Durham, N.C.	L	30-48
2014	—	23	Miami Gardens, Fla.	W	22-10
2015	—	18	Durham, N.C.	W	30-27
2016	—	—	Miami Gardens, Fla.	W	40-21
2017	13	—	Durham, N.C.	W	31-6
2018	—	—	Miami Gardens, Fla.	L	12-20
2019	—	—	Durham, N.C.	L	17-27
2020	9	—	Durham, N.C.	W	48-0
2021	—	—	Durham, N.C.	W	47-10
2022	—	—	Miami Gardens, Fla.	L	21-45

Miami: Miami leads, 6-3

Durham: Miami leads, 9-2



SERIES HISTORY

DUQUESNE

TIED, 1-1

YEAR	UM	OPP	SITE	W/L	SCORE
1934	—	—	Miami	L	7-33
1938	—	—	Miami	W	21-7

Miami: Tied, 1-1

EAST CAROLINA

MIAMI LEADS, 9-2

YEAR	UM	OPP	SITE	W/L	SCORE
1980	—	—	Miami (HC)	W	23-10
1981	—	—	Greenville, N.C.	W	31-6
1983	5	—	Miami	W	12-7
1985	—	—	Greenville, N.C.	W	27-15
1986	1	—	Miami	W	36-10
1987	3	—	Greenville, N.C.	W	41-3
1988	4	—	Greenville, N.C.	W	31-7
1989	7	—	Miami	W	40-10
1996	12	—	Miami	L	6-31
1999	9	—	Miami	L	23-27
2003	2	—	Miami	W	38-3

Miami: Miami leads, 5-2

Greenville: Miami leads, 4-0

EAST TENNESSEE STATE

MIAMI LEADS, 1-0

YEAR	UM	OPP	SITE	W/L	SCORE
1998	—	—	Miami	W	66-17

Miami: Miami leads, 1-0

ELON

MIAMI LEADS, 2-1

YEAR	UM	OPP	SITE	W/L	SCORE
1928	—	—	Miami	L	18-21
1940	—	—	Miami	W	31-7
1941	—	—	Miami	W	38-0

Miami: Miami leads, 2-1

FLORIDA

MIAMI LEADS, 29-27

YEAR	UM	OPP	SITE	W/L	SCORE
1938	—	—	Gainesville, Fla.	W	19-7
1939	—	—	Miami (HC)	L	0-13
1940	—	—	Miami	L	6-46
1941	—	—	Miami (HC)	L	0-14
1942	—	—	Miami	W	12-0
1944	—	—	Miami (HC)	L	0-13
1945	—	—	Miami	W	7-6
1946	—	—	Gainesville, Fla.	W	20-13
1947	—	—	Miami (HC)	L	6-7
1948	—	—	Gainesville, Fla.	L	13-27
1949	—	—	Miami (HC)	W	28-13
1950	17	—	Gainesville, Fla.	W	20-14
1951	—	—	Miami (HC)	W	21-6
1952	—	—	Gainesville, Fla.	L	6-43
1953	—	—	Miami (HC)	W	14-10
1954	11	—	Gainesville, Fla.	W	14-0
1955	14	—	Miami	W	7-6
1956	6	18	Gainesville, Fla.	W	20-7
1957	—	20	Miami	L	0-14
1958	—	14	Jacksonville, Fla.	L	9-12
1959	12	—	Jacksonville, Fla.	L	14-23
1960	—	19	Miami	L	0-18
1961	—	—	Gainesville, Fla.	W	15-6
1962	—	—	Miami	W	17-15
1963	—	—	Miami	L	21-27
1964	—	—	Gainesville, Fla.	L	10-12
1965	—	10	Miami (HC)	W	16-13
1966	—	9	Gainesville, Fla.	W	21-16
=1967	—	—	Miami	W	20-13
1968	—	—	Gainesville, Fla.	L	10-14
1969	—	17	Miami	L	16-35
1970	—	—	Gainesville, Fla.	W	14-13
1971	—	—	Miami	L	16-45
1972	—	—	Gainesville, Fla.	L	6-17
1973	—	—	Miami	L	7-14
1974	—	—	Gainesville, Fla.	L	7-31
1975	—	13	Miami	L	11-15
1976	—	—	Orlando, Fla.	L	10-19
1977	—	—	Miami	L	14-31
1978	—	—	Gainesville, Fla.	W	22-21
1979	—	—	Miami	W	30-24
1980	—	18	Gainesville, Fla.	W	31-7
1981	—	17	Miami	W	21-20
1982	15	16	Gainesville, Fla.	L	14-17
1983	—	—	Gainesville, Fla.	L	3-28
1984	16	17	Tampa, Fla.	W	32-20
1985	—	5	Miami	L	23-35
1986	3	13	Gainesville, Fla.	W	23-15
1987	10	20	Miami	W	31-4
2000	2	7	New Orleans	W	37-20



SERIES HISTORY

YEAR	UM	OPP	SITE	W/L	SCORE
2002	1	6	Gainesville, Fla.	W	41-16
2003	3	18	Miami	W	38-33
2004	14	18	Atlanta	W	27-10
2008	—	5	Gainesville, Fla.	L	3-26
2013	—	12	Miami Gardens	W	21-16
2019	—	8	Orlando, Fla.	L	20-24

Miami: Tied, 14-14

Gainesville: Miami leads, 12-9

Neutral Site: Florida leads, 4-3

FLORIDA A&M

MIAMI LEADS, 10-1

YEAR	UM	OPP	SITE	W/L	SCORE
1979	—	—	Tallahassee	L	13-16
1980	—	—	Miami	W	49-0
1992	1	—	Miami	W	38-0
1995	19	—	Miami	W	49-3
1999	8	—	Miami	W	57-3
2002	1	—	Miami	W	63-17
2006	16	—	Miami	W	51-10
2009	11	—	Miami	W	48-16
2010	13	—	Miami	W	45-0
2014	—	—	Miami Gardens	W	41-7
2016	RV	—	Miami Gardens	W	70-3

Miami: Miami leads, 10-0

Tallahassee: Florida A&M leads, 1-0

FLORIDA ATLANTIC

MIAMI LEADS, 3-0

YEAR	UM	OPP	SITE	W/L	SCORE
2013	—	—	Miami Gardens	W	34-6
2015	—	—	Boca Raton	W	44-20
2016	25	—	Miami Gardens	W	38-10

Miami: Miami leads, 2-0

Boca Raton: Miami leads, 1-0

FIU

MIAMI LEADS, 3-1

YEAR	UM	OPP	SITE	W/L	SCORE
2006	—	—	Miami	W	35-0
2007	—	—	Miami	W	23-9
2018	20	—	Miami Gardens, Fla.	W	31-17
2019	—	—	Miami, Fla.	L	24-30

Miami: Miami leads, 3-1

FLORIDA STATE

MIAMI LEADS, 35-32

YEAR	UM	OPP	SITE	W/L	SCORE
1951	—	—	Miami	W	35-13
1953	—	—	Miami	W	27-0
1955	—	—	Miami	W	34-0
1956	9	—	Miami	W	20-7
1957	—	—	Tallahassee, Fla.	W	40-13
1958	—	—	Miami	L	6-17
1959	—	—	Tallahassee, Fla.	W	7-6
1960	—	—	Miami	W	25-7
1962	9	—	Miami	W	7-6
1963	—	—	Miami	L	0-24
1964	—	—	Miami	L	0-14
1966	—	—	Miami	L	20-23
1969	—	—	Miami	L	14-16
1970	—	—	Miami	L	3-27
1971	—	—	Miami	L	17-20
1972	—	20	Miami	L	14-37
1973	18	—	Tallahassee, Fla.	W	14-10
1974	—	—	Miami (HC)	L	14-21
1975	—	—	Tallahassee, Fla.	W	24-22
1976	—	—	Miami	W	47-0
1977	—	—	Tallahassee, Fla.	W	23-17
1978	—	13	Miami	L	21-31
1979	—	14	Tallahassee, Fla.	L	23-40
1980	—	9	Miami	W	10-9
1981	13	14	Tallahassee, Fla.	W	27-19
1982	16	14	Miami (HC)	L	7-24
1983	6	—	Tallahassee, Fla.	W	17-16
1984	4	15	Miami	L	3-38
1985	11	10	Tallahassee, Fla.	W	35-27
1986	1	20	Miami	W	41-23
1987	3	4	Tallahassee, Fla.	W	26-25
1988	6	1	Miami	W	31-0
1989	2	9	Tallahassee, Fla.	L	10-24
1990	9	2	Miami	W	31-22
1991	2	1	Tallahassee, Fla.	W	17-16
1992	2	3	Miami	W	19-16
1993	3	1	Tallahassee, Fla.	L	10-28
1994	13	3	Miami	W	34-20
1995	—	1	Tallahassee, Fla.	L	17-41
1996	6	3	Miami	L	16-34
1997	—	4	Tallahassee, Fla.	L	0-47
1998	—	9	Miami	L	14-26
1999	19	1	Tallahassee, Fla.	L	21-31
2000	7	1	Miami	W	27-24
2001	2	14	Tallahassee, Fla.	W	49-27
2002	1	9	Miami	W	28-27
2003	2	5	Tallahassee, Fla.	W	22-14
2003	10	9	Miami (Orange Bowl)	W	16-14
2004	5	4	Miami	W (OT)	16-10
2005	9	14	Tallahassee, Fla.	L	7-10
2006	11	11	Miami	L	10-13



SERIES HISTORY

YEAR	UM	OPP	SITE	W/L	SCORE
2007	—	—	Tallahassee, Fla.	W	37-29
2008	—	—	Miami Gardens, Fla.	L	39-41
2009	—	18	Tallahassee, Fla.	W	38-34
2010	13	23	Miami Gardens, Fla.	L	17-45
2011	—	—	Tallahassee, Fla.	L	19-23
2012	—	14	Miami Gardens, Fla.	L	20-33
2013	7	3	Tallahassee, Fla.	L	14-41
2014	—	2	Miami Gardens, Fla.	L	26-30
2015	—	12	Tallahassee, Fla.	L	24-29
2016	10	21	Miami Gardens, Fla.	L	19-20
2017	12	—	Tallahassee, Fla.	W	24-20
2018	17	—	Miami Gardens, Fla.	W	28-27
2019	—	—	Tallahassee, Fla.	W	27-10
2020	12	—	Miami Gardens, Fla.	W	52-10
2021	—	—	Tallahassee, Fla.	L	28-31
2022	—	—	Miami Gardens, Fla.	L	3-45

Miami: Florida State leads, 21-18

Tallahassee, Fla.: Miami leads, 16-11

Neutral Site: Miami leads, 1-0

FORDHAM

TIED, 1-1

YEAR	UM	OPP	SITE	W/L	SCORE
1953	—	—	New York	L	0-20
1954	10	—	New York	W	75-7

Miami: Miami leads, 1-0

New York: Fordham leads, 1-0

FURMAN

MIAMI LEADS, 2-1

YEAR	UM	OPP	SITE	W/L	SCORE
1927	—	—	Miami	L	7-39
1942	—	—	Miami	W	32-13
1954	—	—	Miami	W	51-13

Miami: Miami leads, 2-1

GEORGE WASHINGTON

MIAMI LEADS, 1-0

YEAR	UM	OPP	SITE	W/L	SCORE
1947	—	—	Miami	W	28-7

Miami: Miami leads, 1-0

GEORGETOWN

MIAMI LEADS, 2-1

YEAR	UM	OPP	SITE	W/L	SCORE
1935	—	—	Washington, D.C.	L	0-13
1936	—	—	Miami	W	10-6
1950	8	—	Miami	W	42-7

Miami: Miami leads, 2-0

Washington, D.C.: Georgetown leads, 1-0

GEORGIA

GEORGIA LEADS, 7-4-1

YEAR	UM	OPP	SITE	W/L	SCORE
1937	—	—	Miami	L	0-26
1938	—	—	Miami	W	13-7
1939	—	—	Miami	L	0-13
1940	—	—	Miami	L	7-28
1945	—	—	Miami	L	21-27
1948	—	—	Miami	L	21-42
1949	—	—	Miami	W	13-9
1952	—	—	Miami	L	13-35
1956	11	—	Miami	T	7-7
1961	—	—	Miami	W	32-7
1963	—	—	Miami	L	14-31
1966	—	—	Miami	W	7-6

Miami: Georgia leads, 7-4-1

GEORGIA SOUTHERN

MIAMI LEADS, 4-1

YEAR	UM	OPP	SITE	W/L	SCORE
1932	—	—	Miami	L	6-19
1936	—	—	Miami	W	44-0
1937	—	—	Miami	W	40-0
1993	3	—	Miami	W	30-7
1994	6	—	Miami	W	56-0

Miami: Miami leads, 4-1

GEORGIA TECH

MIAMI LEADS, 14-13

YEAR	UM	OPP	SITE	W/L	SCORE
1955	9	10	Atlanta	L	6-14
1964	—	—	Atlanta	L	0-20
1967	—	—	Miami (HC)	W	49-7
1968	15	—	Atlanta	W	10-7
1970	—	19	Atlanta	L	21-31



SERIES HISTORY

YEAR	UM	OPP	SITE	W/L	SCORE
1975	—	—	Atlanta	L	23-38
1977	—	—	Atlanta	L	6-10
1978	—	—	Atlanta	L	19-24
1999	23	15	Jacksonville, Fla.	W	28-13
2004	4	—	Atlanta	W	27-3
2005	3	—	Miami	L	10-14
2006	—	21	Atlanta	L	23-30
2007	—	—	Miami	L	14-17
2008	—	—	Atlanta	L	23-41
2009	20	14	Miami Gardens	W	33-17
2010	—	—	Atlanta	W	35-10
2011	—	22	Miami Gardens	W	24-7
2012	—	—	Atlanta	W(OT)	42-36
2013	14	—	Miami Gardens	W	45-30
2014	—	—	Atlanta	L	17-28
2015	14	—	Miami Gardens	W	38-21
2016	14	—	Atlanta	W	35-21
2017	10	—	Miami Gardens, Fla.	W	25-24
2018	—	—	Atlanta	L	21-27
2019	—	—	Miami Gardens, Fla.	L (OT)	21-28
2021	—	—	Miami Gardens, Fla.	W	33-30
2022	—	—	Atlanta	W	35-14

Miami: Miami leads, 7-3

Atlanta: Georgia Tech leads, 10-6

Neutral Site: Miami leads, 1-0

HOLY CROSS

MIAMI LEADS, 2-0

YEAR	UM	OPP	SITE	W/L	SCORE
1945	—	16	Miami (Orange)	W	13-6
1954	—	—	Miami	W	26-20

Miami: Miami leads, 1-0

Neutral Site: Miami leads, 1-0

HOUSTON

MIAMI LEADS, 11-7

YEAR	UM	OPP	SITE	W/L	SCORE
1957	14	—	Houston	L	0-7
1958	—	—	Miami (HC)	L	26-37
1965	—	—	Miami	W	44-12
1969	—	—	Houston	L	36-38
1970	—	—	Miami	L	3-36
1971	—	16	Houston	L	6-27
1972	—	—	Miami	W	33-13
1973	15	14	Miami	L	7-30
1974	—	19	Houston	W	20-3
1975	—	—	Miami	W	24-20
1976	—	6	Houston	L	16-21

YEAR	UM	OPP	SITE	W/L	SCORE
1980	—	18	Houston	W	14-7
1981	16	—	Miami	W	12-7
1982	19	—	Miami	W	31-12
1983	—	—	Houston	W	29-7
1991	2	10	Miami	W	40-10
2004	4	—	Houston	W	38-13
2006	—	—	Miami	W	14-3

Miami: Miami leads, 7-3

Houston: Tied, 4-4

INDIANA

TIED, 1-1

YEAR	UM	OPP	SITE	W/L	SCORE
1964	—	—	Miami	L	14-28
1966	—	—	Miami	W	14-7

Miami: Tied, 1-1

IOWA

MIAMI LEADS, 4-0

YEAR	UM	OPP	SITE	W/L	SCORE
1950	14	—	Miami (HC)	W	14-6
1966	—	—	Miami	W	44-0
1990	10	—	Miami	W	48-21
1992	1	23	Iowa City, Iowa	W	24-7

Miami: Miami leads, 3-0

Iowa City: Miami leads, 1-0

JACKSONVILLE STATE

MIAMI LEADS, 1-0

YEAR	UM	OPP	SITE	W/L	SCORE
1931	—	—	Miami	W	14-3

Miami: Miami leads, 1-0

KANSAS

MIAMI LEADS, 4-0

YEAR	UM	OPP	SITE	W/L	SCORE
1957	—	—	Miami	W	48-6
1977	—	—	Miami	W	14-7
1978	—	—	Lawrence, Kan.	W	38-6
1990	3	—	Miami	W	34-0

Miami: Miami leads, 3-0

Lawrence: Miami leads, 1-0



SERIES HISTORY

KANSAS STATE

KANSAS STATE LEADS, 2-0

YEAR	UM	OPP	SITE	W/L	SCORE
2011	—	—	Miami Gardens	L	24-28
2012	—	21	Manhattan, Kan.	L	13-52

Miami: K-State leads, 1-0

Manhattan: K-State leads, 1-0

KENTUCKY

KENTUCKY LEADS, 5-3

YEAR	UM	OPP	SITE	W/L	SCORE
1948	—	—	Miami	L	5-25
1949	—	20	Miami	L	6-21
1951	19	14	Lexington, Ky.	L	0-32
1952	—	—	Miami	L	0-29
1959	—	—	Miami	L	3-22
1961	—	—	Lexington, Ky.	W	14-7
1962	—	—	Miami	W	25-17
1963	—	—	Lexington, Ky.	W	20-14

Miami: Kentucky leads, 4-1

Lexington: Miami leads, 2-1

LONG BEACH STATE

MIAMI LEADS, 1-0

YEAR	UM	OPP	SITE	W/L	SCORE
1991	2	—	Miami	W	55-0

Miami: Miami leads, 1-0

LOUISIANA COLLEGE

MIAMI LEADS, 2-0

YEAR	UM	OPP	SITE	W/L	SCORE
1927	—	—	Miami	W	7-0
1928	—	—	Miami	W	20-0

Miami: Miami leads, 2-0

LOUISIANA

MIAMI LEADS, 2-1

YEAR	UM	OPP	SITE	W/L	SCORE
1929	—	—	Lafayette, La.	L	0-14
1930	—	—	Lafayette, La.	W	6-0
1932	—	—	Miami	W	7-0

Miami: Miami leads, 1-0

Lafayette: Tied, 1-1

LSU

LSU LEADS, 10-3

YEAR	UM	OPP	SITE	W/L	SCORE
1946	—	11	Miami	L	7-20
1958	—	11	Miami	L	0-41
1959	—	1	Baton Rouge, La.	L	3-17
1962	—	6	Baton Rouge, La.	L	3-27
1963	—	—	Miami	L	0-3
1965	—	—	Miami	L	27-34
1966	—	—	Baton Rouge, La.	L	8-10
1967	—	—	Baton Rouge, La.	W	17-15
1968	—	8	Miami	W	30-0
1969	—	14	Miami	L	0-20
1988	3	11	Baton Rouge, La.	W	44-3
2005	9	10	Atlanta	L	3-40
2018	8	24	Arlington, Texas	L	17-33

Miami: LSU leads, 5-1

Baton Rouge: LSU leads, 3-2

Neutral Site: LSU leads, 2-0

LOUISIANA TECH

MIAMI LEADS, 4-1

YEAR	UM	OPP	SITE	W/L	SCORE
1979	—	—	Miami	W	6-0
2000	4	—	Miami	W	42-31
2003	3	—	Shreveport, La.	W	48-9
2004	4	—	Miami	W	48-0
2019	—	—	Shreveport, La.	L	0-14

Miami: Miami leads, 3-0

Neutral Site: Tied, 1-1



SERIES HISTORY

LOUISVILLE

MIAMI LEADS, 11-3-1

YEAR	UM	OPP	SITE	W/L	SCORE
1933	—	—	Miami	W	33-7
1949	—	—	Louisville, Ky.	W	26-0
1950	9	—	Miami	T	13-13
1979	—	—	Miami	W	24-12
1980	—	—	Louisville, Ky.	W	24-10
1982	17	—	Louisville, Ky.	W	28-6
1983	12	—	Miami	W	42-14
1984	6	—	Louisville, Ky.	W	38-23
1985	15	—	Miami	W	45-7
2004	3	18	Miami	W	41-38
2006	15	12	Louisville, Ky.	L	7-31
2013	—	18	Orlando, Fla.	L	9-36
2014	—	—	Louisville, Ky.	L	13-31
2019	—	—	Miami Gardens, Fla.	W	52-27
2020	17	18	Louisville, Ky.	W	47-34

Miami: Miami leads, 6-0-1

Louisville: Miami leads, 5-2

Neutral Site: Louisville leads, 1-0

MARYLAND

MARYLAND LEADS, 9-8

YEAR	UM	OPP	SITE	W/L	SCORE
1948	—	—	Miami (HC)	L	13-27
1949	—	14	Miami	L	0-13
1953	—	3	Miami	L	0-30
1954	16	—	Miami	W	9-7
1956	11	—	Miami	W	13-6
1957	—	—	Miami (HC)	L	6-16
1958	—	—	Miami	L	14-26
1962	—	—	Miami	W	28-24
1970	—	—	Miami	W	18-11
1972	—	—	Miami	W	28-8
1982	—	19	College Park, Md.	L	17-18
1984	6	—	Miami	L	40-42
1985	8	—	College Park, Md.	W	29-22
1987	3	—	Miami	W	46-16
2006	—	24	College Park, Md.	L	13-14
2010	—	—	Miami Gardens	W	26-20
2011	—	—	College Park, Md.	L	24-32

Miami: Miami leads, 7-6

College Park: Maryland leads, 3-1

MARSHALL

MIAMI LEADS, 1-0

YEAR	UM	OPP	SITE	W/L	SCORE
2007	—	—	Miami	W	31-3

Miami: Miami leads, 1-0

MCNEESE STATE

MIAMI LEADS, 1-0

YEAR	UM	OPP	SITE	W/L	SCORE
2000	6	—	Miami	W	61-14

Miami: Miami leads, 1-0

MEMPHIS

MIAMI LEADS, 2-1

YEAR	UM	OPP	SITE	W/L	SCORE
1969	—	—	Memphis, Tenn.	L	13-26
1993	9	—	Miami	W	41-17
1996	11	—	Memphis, Tenn.	W	30-7

Miami: Miami leads, 1-0

Memphis: Tied, 1-1

MERCER

MIAMI LEADS, 2-0

YEAR	UM	OPP	SITE	W/L	SCORE
1926	—	—	Miami	W	22-6
1936	—	—	Miami	W	13-0

Miami: Miami leads, 2-0

MIAMI (OHIO)

MIAMI LEADS, 3-0

YEAR	UM	OPP	SITE	W/L	SCORE
1945	—	—	Miami (HC)	W	27-13
1946	—	—	Miami	W	20-17
1987	3	—	Miami	W	54-3

Miami: Miami leads, 3-0



SERIES HISTORY

MICHIGAN

TIED, 1-1

YEAR	UM	OPP	SITE	W/L	SCORE
1984	1	14	Ann Arbor, Mich.	L	14-22
1988	1	15	Ann Arbor, Mich.	W	31-30

Ann Arbor: Tied, 1-1

MICHIGAN STATE

MIAMI LEADS, 4-1

YEAR	UM	OPP	SITE	W/L	SCORE
1945	—	—	Miami	W	21-7
1959	18	11	Miami	W	18-13
1982	16	—	Miami	W	25-22
1989	2	—	East Lansing, Mich.	W	26-20
2021	24	—	Miami Gardens	L	17-38

Miami: Miami leads, 3-1

East Lansing: Miami leads, 1-0

MIDDLE TENNESSEE

MIDDLE TENNESSEE LEADS, 3-0

YEAR	UM	OPP	SITE	W/L	SCORE
1931	—	—	Murfreesboro, Tenn.	L	6-25
1932	—	—	Miami	L	0-7
2022	25	—	Miami Gardens	L	31-45

Miami: Middle Tennessee leads, 2-0

Murfreesboro: Middle Tennessee leads, 1-0

MISSISSIPPI

MISSISSIPPI LEADS, 2-1

YEAR	UM	OPP	SITE	W/L	SCORE
1936	—	—	Miami (HC)	L	0-14
1940	—	—	Miami (HC)	L	7-21
1951	—	—	Miami	W	20-7

Miami: Ole Miss leads, 2-1

MISSISSIPPI STATE

MIAMI LEADS, 3-2

YEAR	UM	OPP	SITE	W/L	SCORE
1954	—	—	Miami	W	27-13
1980	18	—	Miami	L	31-34
1981	13	16	Starkville, Miss.	L	10-14
1982	17	—	Miami	W	31-14
1983	10	—	Starkville, Miss.	W	31-7

Miami: Miami leads, 2-1

Starkville: Tied, 1-1

MISSOURI

MIAMI LEADS, 3-0

YEAR	UM	OPP	SITE	W/L	SCORE
1950	15	—	Miami	W	27-9
1988	1	—	Miami	W	55-0
1989	2	—	Columbia, Mo.	W	38-7

Miami: Miami leads, 2-0

Columbia: Miami leads, 1-0

MURRAY STATE

MURRAY STATE LEADS, 1-0-1

YEAR	UM	OPP	SITE	W/L	SCORE
1931	—	—	Murray, Ky.	L	0-15
1932	—	—	Miami	T	0-0

Miami: Tied, 0-0-1

Murray: Murray State leads, 1-0

NAVY

MIAMI LEADS, 3-2

YEAR	UM	OPP	SITE	W/L	SCORE
1959	—	—	Miami	W	23-8
1961	—	—	Miami	L	6-17
1969	—	—	Miami (HC)	W	30-10
1971	—	—	Miami	W	31-16
1975	—	—	Miami	L	16-17

Miami: Miami leads, 3-2

NEBRASKA

SERIES TIED, 6-6

YEAR	UM	OPP	SITE	W/L	SCORE
1951	—	—	Miami	W	19-7
1953	—	—	Lincoln, Neb.	L	16-20
1962	—	—	New York (Gotham)	L	34-36
1975	—	4	Lincoln, Neb.	L	16-31
1976	—	5	Lincoln, Neb.	L	9-17
1983	5	1	Miami (Orange)	W	31-30
1988	2	6	Miami (Orange)	W	23-3
1991	1	11	Miami (Orange)	W	22-0
1994	4	1	Miami (Orange)	L	17-24
2001	1	4	Pasadena, Calif.	W	37-14
2014	—	22	Lincoln, Neb.	L	31-41
2015	—	—	Miami Gardens (OT)	W	36-33



SERIES HISTORY

Miami: Miami leads, 2-0

Lincoln: Nebraska leads, 4-0

Neutral Site: Miami leads, 4-2

NEVADA

MIAMI LEADS, 1-0

YEAR	UM	OPP	SITE	W/L	SCORE
2006	—	—	Boise, Idaho	W	21-20

Neutral Site: Miami leads, 1-0

NORTH CAROLINA

NORTH CAROLINA LEADS, 15-11

YEAR	UM	OPP	SITE	W/L	SCORE
1946	—	—	Miami	L	0-21
1952	—	—	Miami	L	7-34
1957	—	18	Miami	L	13-20
1959	—	—	Miami	W	14-7
1960	—	—	Miami	W	29-12
1961	—	—	Miami	W	10-0
1963	—	—	Chapel Hill, N.C.	L	16-27
2004	4	—	Chapel Hill, N.C.	L	28-31
2005	6	—	Miami	W	34-16
2006	—	—	Miami	W	27-7
2007	—	—	Chapel Hill, N.C.	L	27-33
2008	—	—	Miami	L	24-28
2009	—	—	Chapel Hill, N.C.	L	24-33
2010	25	—	Miami	W	33-10
2011	—	—	Chapel Hill, N.C.	W	30-24
2012	—	—	Miami Gardens, Fla.	L	14-18
2013	10	—	Chapel Hill, N.C.	W	27-23
2014	—	—	Miami Gardens, Fla.	W	47-20
2015	—	—	Chapel Hill, N.C.	L	21-59
2016	16	—	Miami Gardens, Fla.	L	13-20
2017	8	—	Chapel Hill, N.C.	W	24-19
2018	16	—	Miami Gardens, Fla.	W	47-10
2019	—	—	Chapel Hill, N.C.	L	25-28
2020	8	20	Miami Gardens, Fla.	L	26-62
2021	—	—	Chapel Hill, N.C.	L	42-45
2022	—	—	Miami Gardens, Fla.	L	24-27

Miami: Series tied, 8-8

Chapel Hill: North Carolina leads, 7-3

NC STATE

MIAMI LEADS, 11-5-1

YEAR	UM	OPP	SITE	W/L	SCORE
1939	—	—	Miami	W	27-7
1942	—	—	Miami	L	0-2
1944	—	—	Miami	L	7-28
1945	—	—	Miami	W	21-7
1957	—	12	Miami	T	0-0
1969	—	—	Miami	W	23-13
1971	—	—	Miami	L	7-13
1981	11	—	Raleigh, N.C.	W	14-6
1982	—	—	Miami	W	41-3
1998	24	—	Miami	W	46-23
2004	4	—	Raleigh, N.C.	W	45-31
2007	—	—	Miami (OT)	L	16-19
2008	—	—	Raleigh, N.C.	L	28-38
2012	—	—	Miami Gardens	W	44-37
2016	—	—	Raleigh, N.C.	W	27-13
2020	10	—	Raleigh, N.C.	W	44-41
2021	—	18	Miami Gardens, Fla.	W	31-30

Miami: Miami leads, 7-4-1

Raleigh: Miami leads, 4-1

NORTH TEXAS

MIAMI LEADS, 1-0

YEAR	UM	OPP	SITE	W/L	SCORE
1980	—	—	Miami	W	26-8

Miami: Miami leads, 1-0

NORTHERN ILLINOIS

MIAMI LEADS, 1-0

YEAR	UM	OPP	SITE	W/L	SCORE
1986	1	—	Miami	W	34-0

Miami: Miami leads, 1-0

NORTHWESTERN

SERIES TIED, 2-2

YEAR	UM	OPP	SITE	W/L	SCORE
1961	—	—	Miami	W	10-6
1962	—	—	Miami	L	7-29
1967	8	—	Evanston, Ill.	L	7-12
1968	19	—	Miami	W	28-7

Miami: Miami leads, 2-1

Evanston: Northwestern leads, 1-0



SERIES HISTORY

NOTRE DAME

NOTRE DAME LEADS, 18-8-1

YEAR	UM	OPP	SITE	W/L	SCORE
1955	15	5	Miami	L	0-14
1960	—	—	Miami (HC)	W	28-12
1965	—	6	Miami	T	0-0
1967	—	6	Miami	L	22-24
1971	—	7	Miami	L	0-17
1972	—	10	South Bend, Ind.	L	17-20
1973	—	5	Miami	L	0-44
1974	—	7	South Bend, Ind.	L	7-28
1975	—	—	Miami	L	9-32
1976	—	13	South Bend, Ind.	L	27-40
1977	—	5	Miami	L	10-48
1978	—	19	South Bend, Ind.	L	0-20
1979	—	—	Tokyo, Japan	L	15-40
1980	13	7	South Bend, Ind.	L	14-32
1981	9	—	Miami	W	37-15
1982	17	10	South Bend, Ind.	L	14-16
1983	—	13	Miami	W	20-0
1984	14	16	South Bend, Ind.	W	31-13
1985	4	—	Miami	W	58-7
1987	2	10	Miami	W	24-0
1988	1	4	South Bend, Ind.	L	30-31
1989	7	1	Miami	W	27-10
1990	2	—	South Bend, Ind.	L	20-29
2010	—	—	El Paso, Texas	L	17-13
2012	—	9	Chicago	L	3-41
2016	—	—	South Bend, Ind.	L	27-30
2017	6	3	Miami Gardens	W	41-8

Miami: Miami leads, 7-6-1

South Bend: Notre Dame leads, 9-1

Neutral: Notre Dame leads, 3-0

OHIO STATE

OHIO STATE LEADS, 3-2

YEAR	UM	OPP	SITE	W/L	SCORE
1977	—	5	Columbus, Ohio	L	0-10
1999	12	9	East Rutherford, N.J.	W	23-14
2003	1	2	Tempe, Ariz.	L2OT	24-31
2010	12	2	Columbus, Ohio	L	24-36
2011	—	17	Miami	W	24-6

Miami: Tied, 1-1

Columbus: Ohio State leads, 2-0

Neutral Site: Miami leads, 1-0

OKLAHOMA

MIAMI LEADS, 4-3

YEAR	UM	OPP	SITE	W/L	SCORE
1973	17	6	Norman, Okla.	L	20-24
1975	—	1	Miami	L	17-20
1985	—	3	Norman, Okla.	W	27-14
1986	2	1	Miami	W	28-16
1988	2	1	Miami (Orange)	W	20-14
2007	—	6	Norman, Okla.	L	13-51
2009	17	8	Miami	W	21-20

Miami: Miami leads, 2-1

Norman: Oklahoma leads, 2-1

Neutral Site: Miami leads, 1-0

OKLAHOMA STATE

SERIES TIED, 1-1

YEAR	UM	OPP	SITE	W/L	SCORE
1991	2	—	Miami	W	40-3
2020	18	21	Orlando, Fla.	L	34-37

Miami: Miami leads, 1-0

Neutral Site: Oklahoma State leads, 1-0

OREGON

MIAMI LEADS, 1-0

YEAR	UM	OPP	SITE	W/L	SCORE
1958	—	—	Miami	W	2-0

Miami: Miami leads, 1-0

PACIFIC

MIAMI LEADS, 2-0

YEAR	UM	OPP	SITE	W/L	SCORE
1974	—	—	Miami	W	35-6
1977	—	—	Miami	W	24-3

Miami: Miami leads, 2-0

PENN STATE

PENN STATE LEADS, 7-6

YEAR	UM	OPP	SITE	W/L	SCORE
1961	—	8	Miami	W	25-8
1967	—	—	Miami	L	8-17
1968	—	4	University Park, Pa.	L	7-22
1976	—	—	Miami	L	7-21



SERIES HISTORY

YEAR	UM	OPP	SITE	W/L	SCORE
1977	—	9	University Park, Pa.	L	7-49
1979	—	19	University Park, Pa.	W	26-10
1980	—	13	University Park, Pa.	L	12-27
1981	—	1	Miami (HC)	W	17-14
1987	1	2	Tempe, Ariz. (Fiesta)	L	10-14
1991	2	9	Miami	W	26-20
1992	2	7	University Park, Pa.	W	17-14
1999	8	2	Miami	L	23-27
2001	2	—	University Park, Pa.	W	33-7

Miami: Tied, 3-3

University Park: Tied, 3-3

Neutral Site: Penn State leads, 1-0

PITTSBURGH

MIAMI LEADS, 29-12-1

YEAR	UM	OPP	SITE	W/L	SCORE
1950	11	—	Pittsburgh, Pa.	W	28-0
1951	—	—	Miami	L	7-21
1955	—	16	Pittsburgh, Pa.	W	21-7
1956	6	13	Miami (HC)	L	7-14
1957	—	—	Miami	W	28-13
1960	—	—	Pittsburgh, Pa.	L	6-17
1961	—	—	Miami	L	7-10
1962	—	—	Pittsburgh, Pa.	W	23-14
1963	—	5	Miami	L	20-31
1964	—	—	Miami	T	20-20
1965	—	—	Pittsburgh, Pa.	L	14-28
1966	—	—	Miami (HC)	W	38-14
1967	—	—	Pittsburgh, Pa.	W	58-0
1968	—	—	Miami	W	48-0
1970	—	18	Pittsburgh, Pa.	L	17-28
1976	—	2	Pittsburgh, Pa.	L	19-36
1984	9	—	Miami (HC)	W	27-7
1986	1	—	Pittsburgh, Pa.	W	37-10
1989	7	14	Pittsburgh, Pa.	W	24-3
1990	8	—	Miami	W	45-0
1993	4	—	Pittsburgh, Pa.	W	35-7
1994	5	—	Miami (HC)	W	17-12
1995	—	—	Pittsburgh, Pa.	W	17-16
1996	10	—	Miami	W	45-0
1997	22	—	Pittsburgh, Pa.	L	17-21
1998	22	—	Miami	W	38-10
1999	22	—	Pittsburgh, Pa.	W	33-3
2000	2	—	Miami	W	35-7
2001	1	—	Miami	W	43-21
2002	1	17	Miami	W	28-21
2003	10	20	Miami	W	28-14
2010	19	—	Pittsburgh, Pa.	W	31-3
2013	—	—	Pittsburgh, Pa.	W	41-31
2014	—	—	Miami Gardens	L	23-35
2015	—	—	Pittsburgh, Pa.	W	29-24
2016	—	—	Miami Gardens	W	51-28

YEAR	UM	OPP	SITE	W/L	SCORE
2017	2	—	Pittsburgh, Pa.	L	14-24
2018	—	25	Miami Gardens, Fla.	W	24-3
2019	—	—	Pittsburgh, Pa.	W	16-12
2020	12	—	Miami Gardens, Fla.	W	31-19
2021	—	17	Pittsburgh, Pa.	W	38-34
2022	—	—	Miami Gardens, Fla.	L	16-42

Miami: Miami leads, 15-6-1

Pittsburgh: Miami leads, 14-6

PRESBYTERIAN

MIAMI LEADS, 2-0

YEAR	UM	OPP	SITE	W/L	SCORE
1943	—	—	Miami	W	32-13
1944	—	—	Miami	W	31-12

Miami: Miami leads, 2-0

PURDUE

MIAMI LEADS, 5-1

YEAR	UM	OPP	SITE	W/L	SCORE
1949	—	—	Miami	L	0-14
1950	—	9	West Lafayette, Ind.	W	20-14
1951	—	—	Miami	W	7-0
1963	—	—	Miami	W	3-0
1983	—	—	Miami	W	35-0
1984	5	—	West Lafayette, Ind.	W	28-17

Miami: Miami leads, 3-1

West Lafayette: Miami leads, 2-0

RICE

MIAMI LEADS, 2-0

YEAR	UM	OPP	SITE	W/L	SCORE
1984	16	—	Miami	W	38-3
1985	—	—	Houston	W	48-20

Miami: Miami leads, 1-0

Houston: Miami leads, 1-0

RICHMOND

MIAMI LEADS, 1-0

YEAR	UM	OPP	SITE	W/L	SCORE
1952	—	—	Miami	W	41-6

Miami: Miami leads, 1-0



SERIES HISTORY

RUTGERS

MIAMI LEADS, 11-0

YEAR	UM	OPP	SITE	W/L	SCORE
1993	3	—	Miami (HC)	W	31-17
1994	13	—	Piscataway, N.J.	W	24-3
1995	—	—	Miami	W	56-21
1996	10	—	Piscataway, N.J.	W	33-0
1997	—	—	Miami (HC)	W	51-23
1998	—	—	Miami	W	53-17
1999	—	—	Miami	W	55-0
2000	10	—	Piscataway, N.J.	W	64-6
2001	1	—	Miami	W	61-0
2002	1	—	Piscataway, N.J.	W	42-17
2003	13	—	Miami	W	34-10

Miami: Miami leads, 7-0

Piscataway, N.J.: Miami leads, 4-0

SAMFORD

TIED, 3-3

YEAR	UM	OPP	SITE	W/L	SCORE
1926	—	—	Miami	W	9-7
1927	—	—	Miami	L	0-52
1928	—	—	Miami	L	0-7
1929	—	—	Miami	W	7-0
1930	—	—	Dothan, Ala.	L	0-24
1941	—	—	Miami	W	19-0

Miami: Miami leads, 3-2

Neutral Site: Samford leads, 1-0

SAN DIEGO STATE

MIAMI LEADS, 5-1

YEAR	UM	OPP	SITE	W/L	SCORE
1978	—	—	Miami (HC)	W	16-14
1979	—	—	San Diego	L	20-31
1989	7	—	Miami (HC)	W	42-6
1990	3	—	San Diego	W	30-28
1991	1	—	Miami	W	39-12
1992	1	—	San Diego	W	63-17

Miami: Miami leads, 3-0

San Diego: Miami leads, 2-1

SAN JOSE STATE

MIAMI LEADS, 1-0

YEAR	UM	OPP	SITE	W/L	SCORE
1989	2	—	Miami	W	48-16

Miami: Miami leads, 1-0

SAVANNAH STATE

MIAMI LEADS, 2-0

YEAR	UM	OPP	SITE	W/L	SCORE
2013	16	—	Miami Gardens, Fla.	W	77-7
2018	21	—	Miami Gardens, Fla.	W	77-0

Miami: Miami leads, 2-0

SOUTH CAROLINA

MIAMI LEADS, 8-6-2

YEAR	UM	OPP	SITE	W/L	SCORE
1936	—	—	Miami	L	3-6
1937	—	—	Miami	L	0-3
1939	—	—	Columbia, S.C.	L	6-7
1940	—	—	Miami	L	2-7
1941	—	—	Miami	W	7-6
1942	—	—	Miami (HC)	W	13-6
1944	—	—	Miami	T	0-0
1945	—	—	Miami	T	13-13
1947	—	—	Miami	L	0-8
1949	—	—	Miami	W	13-7
1956	—	17	Miami	W	14-6
1959	—	—	Miami (HC)	W	26-6
1960	—	—	Miami	W	21-6
1986	3	—	Columbia, S.C.	W	34-14
1987	2	8	Miami	W	20-16
2014	—	—	Shreveport, La.	L	21-24

Miami: Miami leads, 7-4-2

Columbia: Tied, 1-1

Neutral Site: South Carolina leads, 1-0

SOUTHEASTERN LOUISIANA

MIAMI LEADS, 2-0

YEAR	UM	OPP	SITE	W/L	SCORE
1934	—	—	Miami	W	26-7
1935	—	—	Miami	W	2-0

Miami: Miami leads, 2-0



SERIES HISTORY

SMU

SMU LEADS, 1-0

YEAR	UM	OPP	SITE	W/L	SCORE
1965	—	—	Dallas	L	3-7

Dallas: SMU leads, 1-0

YEAR	UM	OPP	SITE	W/L	SCORE
2002	1	—	Syracuse, N.Y.	W	49-7
2003	14	—	Miami	W	17-10
2017	7	—	Miami Gardens	W	27-19

Miami: Miami leads, 9-3

Syracuse: Miami leads, 7-3

Neutral Site: Syracuse leads, 1-0

STETSON

TIED, 5-5-2

YEAR	UM	OPP	SITE	W/L	SCORE
1926	—	—	Miami	W	20-0
1927	—	—	Miami	L	0-36
1928	—	—	Miami	L	6-15
1929	—	—	DeLand, Fla.	L	0-12
1930	—	—	Miami	L	0-19
1933	—	—	Miami (HC)	T	0-0
1934	—	—	Miami (HC)	T	6-6
1935	—	—	Miami	L	12-13
1936	—	—	Miami	W	20-6
1937	—	—	Miami	W	25-13
1940	—	—	Miami	W	19-0
1952	—	—	Miami	W	35-0

Miami: Miami leads, 5-4-2

DeLand: Stetson leads, 1-0

SYRACUSE

MIAMI LEADS, 16-7

YEAR	UM	OPP	SITE	W/L	SCORE
1960	—	14	Miami	L	14-21
1961	—	14	Memphis, Tenn.	L	14-15
1965	—	9	Syracuse, N.Y.	W	24-0
1970	—	—	Syracuse, N.Y.	L	16-56
1971	—	—	Miami	L	0-14
1973	—	—	Syracuse, N.Y.	W	34-23
1974	—	—	Miami	W	14-7
1978	—	—	Miami	W	21-9
1979	—	—	Syracuse, N.Y.	L	15-25
1990	2	—	Miami	W	33-7
1992	1	8	Syracuse, N.Y.	W	16-10
1993	6	23	Miami	W	49-0
1994	5	10	Syracuse, N.Y.	W	27-6
1995	25	22	Miami	W	35-24
1996	23	16	Syracuse, N.Y.	W	38-31
1997	—	16	Miami	L	13-33
1998	19	21	Syracuse, N.Y.	L	13-66
1999	—	—	Miami	W	45-13
2000	2	—	Syracuse, N.Y.	W	26-0
2001	1	14	Miami	W	59-0

TEMPLE

MIAMI LEADS, 13-1

YEAR	UM	OPP	SITE	W/L	SCORE
1930	—	—	Philadelphia	L	0-34
1992	1	—	Miami (HC)	W	48-0
1993	4	—	Miami	W	42-7
1994	5	—	Philadelphia	W	38-14
1995	—	—	Miami (HC)	W	36-12
1996	22	—	Philadelphia	W	57-26
1997	—	—	Miami	W	47-15
1998	24	—	Miami	W	42-7
1999	23	—	Miami	W	55-0
2000	4	—	Philadelphia	W	45-17
2001	1	—	Miami	W	38-0
2002	1	—	Philadelphia	W	44-21
2003	2	—	Miami	W	52-14
2005	7	—	Philadelphia	W	34-3

Miami: Miami leads, 8-0

Philadelphia: Miami leads, 5-1

TENNESSEE

TENNESSEE LEADS, 2-1

YEAR	UM	OPP	SITE	W/L	SCORE
1986	2	8	New Orleans	L	7-35
2002	2	—	Knoxville, Tenn.	W	26-3
2003	6	18	Miami	L	6-10

Miami: Tennessee leads, 1-0

Knoxville: Miami leads, 1-0

Neutral Site: Tennessee leads, 1-0

TEXAS

TIED, 2-2

YEAR	UM	OPP	SITE	W/L	SCORE
1972	—	14	Austin, Texas	L	10-23
1973	—	6	Miami	W	20-15
1981	14	4	Austin, Texas	L	7-14
1991	4	3	Dallas	W	46-3



SERIES HISTORY

Miami: Miami leads, 1-0

Austin: Texas leads, 2-0

Neutral Site: Miami leads, 1-0

TEXAS A&M

SERIES TIED, 2-2

YEAR	UM	OPP	SITE	W/L	SCORE
1944	—	—	Miami	L	14-70
2007	—	16	Miami	W	34-17
2008	—	—	College Station, Texas	W	41-23
2022	13	23	College Station, Texas	L	9-17

Miami: Tied, 1-1

College Station: Tied, 1-1

TCU

MIAMI LEADS, 6-3

YEAR	UM	OPP	SITE	W/L	SCORE
1946	—	—	Miami	W	20-12
1947	—	—	Miami	L	6-19
1955	—	18	Miami	L	19-21
1956	19	10	Fort Worth, Texas	W	14-0
1962	—	—	Miami	W	21-20
1969	—	—	Miami	W	14-9
1976	—	—	Miami	W	49-0
1977	—	—	Fort Worth, Texas	L	17-21
1992	1	—	Miami	W	45-10

Miami: Miami leads, 5-2

Fort Worth: Tied, 1-1

TEXAS TECH

MIAMI LEADS, 4-1

YEAR	UM	OPP	SITE	W/L	SCORE
1939	—	—	Miami	W	19-0
1940	—	—	Lubbock, Texas	L	14-61
1941	—	—	Miami	W	6-0
1986	2	—	Miami	W	61-11
1990	8	—	Lubbock, Texas	W	45-10

Miami: Miami leads, 3-0

Lubbock: Tied, 1-1

TOLEDO

MIAMI LEADS, 3-0

YEAR	UM	OPP	SITE	W/L	SCORE
1987	3	—	Miami	W	24-14
2017	14	—	Miami Gardens, Fla.	W	52-30
2018	20	—	Toledo, Ohio	W	49-24

Miami: Miami leads, 2-0

Toledo: Miami leads, 1-0

TROY

MIAMI LEADS, 1-0

YEAR	UM	OPP	SITE	W/L	SCORE
2001	1	—	Miami	W	38-7

Miami: Miami leads, 1-0

TULANE

MIAMI LEADS, 6-5-1

YEAR	UM	OPP	SITE	W/L	SCORE
1951	—	—	New Orleans	L	7-21
1959	—	—	Miami	W	26-7
1960	—	—	New Orleans	W	6-0
1963	—	—	New Orleans	W	10-0
1964	—	—	Miami	W	21-0
1965	—	—	New Orleans	L	16-24
1966	—	—	New Orleans	T	10-10
1967	—	—	Miami	W	34-14
1970	—	—	New Orleans	L	16-31
1972	—	—	Miami	W	24-21
1977	—	—	Miami (HC)	L	10-13
1978	—	—	New Orleans	L	16-20

Miami: Miami leads, 4-1

New Orleans: Tulane leads, 4-2-1

TULSA

MIAMI LEADS, 3-1

YEAR	UM	OPP	SITE	W/L	SCORE
1944	—	—	Miami	L	2-48
1986	1	—	Miami	W	23-10
1988	3	—	Miami	W	34-3
1991	2	—	Tulsa, Okla.	W	34-10

Miami: Miami leads, 2-1

Tulsa: Miami leads, 1-0



SERIES HISTORY

UAB

MIAMI LEADS, 1-0

YEAR	UM	OPP	SITE	W/L	SCORE
2020	—	—	Miami Gardens, Fla.	W	31-14

Miami: Miami leads, 1-0

UCF

MIAMI LEADS, 2-0

YEAR	UM	OPP	SITE	W/L	SCORE
2008	—	—	Miami	W	20-14
2009	9	—	Orlando, Fla.	W	27-7

Miami: Miami leads, 2-0

UCLA

UCLA LEADS, 2-1

YEAR	UM	OPP	SITE	W/L	SCORE
1985	13	14	Tempe, Ariz.	L	37-39
1995	12	—	Los Angeles	L	8-31
1998	—	3	Miami	W	49-45

Miami: Miami leads, 1-0

Los Angeles: UCLA leads, 1-0

Neutral Site: UCLA leads, 1-0

UNLV

MIAMI LEADS, 1-0

YEAR	UM	OPP	SITE	W/L	SCORE
1972	—	—	Miami (HC)	W	51-7

Miami: Miami leads, 1-0

USC

TIED, 1-1

YEAR	UM	OPP	SITE	W/L	SCORE
1966	—	5	Miami	W	10-7
1968	13	2	Los Angeles	L	3-28

Miami: Miami leads, 1-0

Los Angeles: USC leads, 1-0

USF

MIAMI LEADS, 5-1

YEAR	UM	OPP	SITE	W/L	SCORE
2005	9	—	Miami	W	27-7
2009	19	—	Tampa, Fla.	W	31-10
2010	—	—	Miami (OT)	L	20-23
2011	—	—	Tampa, Fla.	W	6-3
2012	—	—	Miami Gardens	W	40-9
2013	15	—	Tampa, Fla.	W	49-21

Miami: Miami leads, 2-1

Tampa: Miami leads, 3-0

UTAH STATE

MIAMI LEADS, 1-0

YEAR	UM	OPP	SITE	W/L	SCORE
1978	—	—	Miami	W	17-16

Miami: Miami leads, 1-0

VANDERBILT

TIED, 4-4

YEAR	UM	OPP	SITE	W/L	SCORE
1947	—	—	Miami	L	7-33
1948	—	12	Miami	L	6-33
1952	—	—	Miami (HC)	L	0-9
1958	—	—	Miami	L	15-28
1964	—	—	Miami (HC)	W	35-17
1965	—	—	Nashville, Tenn.	W	28-14
1980	—	—	Nashville, Tenn.	W	24-17
1981	17	—	Miami	W	48-16

Miami: Vanderbilt leads, 4-2

Nashville: Miami leads, 2-0

VILLANOVA

MIAMI LEADS, 3-1-1

YEAR	UM	OPP	SITE	W/L	SCORE
1946	—	—	Villanova, Pa.	W	26-21
1947	—	—	Villanova, Pa.	T	7-7
1948	—	—	Miami	L	10-19
1950	—	—	Miami	W	18-12
1957	—	—	Miami	W	13-7

Miami: Miami leads, 2-1

Villanova: Miami leads, 1-0-1



SERIES HISTORY

VIRGINIA

MIAMI LEADS, 12-8

YEAR	UM	OPP	SITE	W/L	SCORE
1996	19	—	Orlando, Fla.	W	31-21
2004	18	12	Charlottesville, Va.	W	31-21
2005	10	—	Miami	W	25-17
2006	—	—	Charlottesville, Va.	L	7-17
2007	—	19	Miami	L	0-48
2008	—	—	Charlottesville, Va.	W	24-17
2009	16	—	Miami Gardens, Fla.	W	52-17
2010	22	—	Charlottesville, Va.	L	19-24
2011	—	—	Miami Gardens, Fla.	L	21-28
2012	—	—	Charlottesville, Va.	L	40-41
2013	—	—	Miami Gardens, Fla.	W	45-26
2014	—	—	Charlottesville, Va.	L	13-30
2015	—	—	Miami Gardens, Fla.	W	27-21
2016	—	—	Charlottesville, Va.	W	34-14
2017	2	—	Miami Gardens, Fla.	W	44-28
2018	15	—	Charlottesville, Va.	L	13-16
2019	—	19	Miami Gardens, Fla.	W	17-9
2020	11	—	Miami Gardens, Fla.	W	19-14
2021	—	—	Miami Gardens, Fla.	L	28-30
2022	—	—	Charlottesville, Va.	W (40T)	14-12

Miami: Miami leads, 7-3

Charlottesville: Virginia leads, 5-4

Neutral Site: Miami leads, 1-0

VMI

MIAMI LEADS, 2-0

YEAR	UM	OPP	SITE	W/L	SCORE
1941	—	—	Miami	W	10-7
1952	—	—	Miami	W	45-0

Miami: Miami leads, 2-0

VIRGINIA TECH

MIAMI LEADS, 25-15

YEAR	UM	OPP	SITE	W/L	SCORE
1953	—	—	Miami	W	26-0
1966	9	—	Memphis, Tenn.	W	14-7
1967	—	—	Blacksburg, Va.	W	14-7
1968	12	—	Miami	W	13-8
1974	—	—	Miami	W	14-7
1980	20	—	Atlanta	W	20-10
1981	12	—	Miami	W	21-14
1982	15	—	Blacksburg, Va.	W	14-8
1987	3	—	Miami (HC)	W	27-13
1992	1	—	Blacksburg, Va.	W	43-23
1993	3	—	Miami	W	21-2

YEAR	UM	OPP	SITE	W/L	SCORE
1994	6	13	Miami	W	24-3
1995	17	—	Blacksburg, Va.	L	7-13
1996	18	21	Miami (HC)	L	7-21
1997	—	20	Blacksburg, Va.	L	25-27
1998	—	—	Miami (OT)	L	20-27
1999	19	2	Blacksburg, Va.	L	10-43
2000	3	2	Miami (HC)	W	41-21
2001	1	14	Blacksburg, Va.	W	26-24
2002	1	17	Miami	W	56-45
2003	2	10	Blacksburg, Va.	L	7-31
2004	9	11	Miami	L	10-16
2005	5	3	Blacksburg, Va.	W	27-7
2006	—	24	Miami (HC)	L	10-24
2007	—	10	Miami	L	14-44
2008	—	—	Miami Gardens	W	16-14
2009	9	11	Blacksburg, Va.	L	7-31
2010	24	14	Miami Gardens	L	17-31
2011	—	21	Blacksburg, Va.	L	35-38
2012	—	—	Miami Gardens	W	30-12
2013	11	—	Miami Gardens	L	24-42
2014	—	—	Blacksburg, Va.	W	30-6
2015	—	—	Miami Gardens	W	30-20
2016	—	—	Blacksburg, Va.	L	16-37
2017	6	13	Miami Gardens	W	28-10
2018	—	—	Blacksburg, Va.	W	38-14
2019	—	—	Miami Gardens, Fla.	L	35-42
2020	9	—	Blacksburg, Va.	W	25-24
2021	—	—	Miami Gardens, Fla.	W	38-26
2022	—	—	Blacksburg, Va.	W	20-14

Miami: Miami leads, 14-7

Blacksburg: Miami leads, 9-8

Neutral Site: Miami leads, 2-0

WAKE FOREST

MIAMI LEADS, 8-3

YEAR	UM	OPP	SITE	W/L	SCORE
1928	—	—	Miami	L	6-13
1935	—	—	Miami	W	3-0
1939	—	—	Miami	L	0-33
1944	—	18	Miami	L	0-27
1969	—	—	Miami	W	49-7
1971	—	—	Winston-Salem, N.C.	W	29-10
2004	12	—	Miami	W	52-7
2005	3	—	Winston-Salem, N.C.	W	47-17
2008	—	—	Miami Gardens	W	16-10
2009	18	—	Winston-Salem, N.C.	W	28-27
2013	7	—	Miami Gardens	W	24-21

Miami: Miami leads, 5-3

Winston-Salem: Miami leads, 3-0



SERIES HISTORY

WASHINGTON

WASHINGTON LEADS, 2-1

YEAR	UM	OPP	SITE	W/L	SCORE
1994	6	17	Miami	L	20-38
2000	4	15	Seattle	L	29-34
2001	1	12	Miami	W	65-7

Miami: Tied, 1-1

Seattle: Washington leads, 1-0

WASHINGTON STATE

WSU LEADS, 1-0

YEAR	UM	OPP	SITE	W/L	SCORE
2015	—	—	El Paso, Texas	L	14-20

Neutral Site: WSU leads, 1-0

WESTERN KENTUCKY

WKU LEADS, 2-0

YEAR	UM	OPP	SITE	W/L	SCORE
1930	—	—	Miami	L	0-19
1931	—	—	Bowling Green, Ky.	L	0-20

Miami: WKU leads, 1-0

Bowling Green: WKU leads, 1-0

WEST VIRGINIA

MIAMI LEADS, 17-3

YEAR	UM	OPP	SITE	W/L	SCORE
1942	—	—	Miami	W	21-13
1956	6	—	Miami	W	18-0
1973	—	—	Miami (HC)	L	14-20
1974	—	—	Morgantown, W.Va.	W	21-20
1983	7	12	Miami (HC)	W	20-3
1986	1	—	Morgantown, W.Va.	W	58-14
1991	3	—	Miami	W	27-3
1992	1	—	Miami	W	35-23
1993	4	9	Morgantown, W.Va.	L	14-17
1994	7	—	Morgantown, W.Va.	W	38-6
1995	25	—	Miami	W	17-12
1996	25	12	Morgantown, W.Va.	W	10-7
1997	—	—	Miami	L	17-28
1998	—	13	Morgantown, W.Va.	W	34-31
1999	23	—	Miami	W	28-20
2000	12	—	Morgantown, W.Va.	W	47-10
2001	1	—	Miami	W	45-3
2002	1	—	Morgantown, W.Va.	W	40-23
2003	2	—	Miami	W	22-20

YEAR	UM	OPP	SITE	W/L	SCORE
2016	—	12	Orlando, Fla.	W	31-14

Miami: Miami leads, 9-2

Morgantown: Miami leads, 7-1

Neutral Site: Miami leads, 1-0

WILLIAM & MARY

MIAMI LEADS, 3-0

YEAR	UM	OPP	SITE	W/L	SCORE
1932	—	—	Miami	W	6-2
1946	—	—	Miami	W	13-3
1970	—	—	Miami	W	36-14

Miami: Miami leads, 3-0

WISCONSIN

WISCONSIN LEADS, 4-2

YEAR	UM	OPP	SITE	W/L	SCORE
1958	15	14	Miami	L	0-20
1988	1	—	Miami	W	23-3
1989	3	—	Madison, Wis.	W	51-3
2009	15	25	Orlando, Fla.	L	14-20
2017	10	6	Miami Gardens, Fla.	L	24-34
2018	—	—	New York N.Y.	L	3-35

Miami: Wisconsin leads, 2-1

Madison: Miami leads, 1-0

Neutral Site: Wisconsin leads, 2-0

WOFFORD

MIAMI LEADS, 1-0

YEAR	UM	OPP	SITE	W/L	SCORE
1934	—	—	Miami	W	42-14

Miami: Miami leads, 1-0



1983 NATIONAL CHAMPIONS

THE MIRACLE IN MIAMI

Less than a decade removed from a period of uncertainty in which there was open talk of dropping the football program, the University of Miami Hurricanes stunned the college football world by defeating the top-ranked Nebraska Cornhuskers, 31-30, in the 1984 Orange Bowl Classic on Jan. 1, 1984.

The victory was monumental — for UM football and for college football in general. It was monumental not only because the Cornhuskers were widely considered to be among the most powerful teams in college football history, but it also heralded the dawn of a new dynasty in the sport from a program that had been all but dead just a few short years earlier. That victory — combined with losses by second-ranked Texas in the Cotton Bowl and Illinois in the Rose Bowl — vaulted the Hurricanes into the top spot in the final national rankings.

This was the first national title team without a single player making an All-America first team voted by AP, UPI, the Football Writers Association or the College Football Coaches Association.

One of the keys was a melting pot offensive line — a Canadian (center Ian Sinclair), a Cuban-American (guard Juan Comendero), an African-American (guard Alvin Ward), an Italian-American (tackle Paul Bertuccelli) and an Irish-American (tackle Dave Heffernan).

Miami was only the second national title team to gain more passing yards than rushing yards.

"It's a tribute to a lot of gutsy players and a real team effort," head coach Howard Schnellenberger said. "We've got a lot of overachievers on our team — or else there has been a poor job of selection done by the All-American selectors."

1983 STATISTICAL LEADERS

RUSHING

	ATT	YARDS	AVG	TD	LP
Bentley	144	722	5.0	5	60
Griffin	101	447	4.4	0	20

PASSING

	ATT	COMP	PCT	YARDS	TD	INT	LP
Kosar	327	201	61.5	2329	15	13	73

RECEIVING

	NO	YARDS	AVG	TD	LP
Dennison	54	594	11.0	3	25

INTERCEPTIONS

	NO	YARDS	AVG	TD	LP
Calhoun	3	92	30.7	1	92

PUNTING

	NO	YARDS	AVG	I20	LG
Tuten	50	2008	41.2	14	52

PUNT RETURNS

	NO	YARDS	AVG	TD	LP
Brown	31	143	4.6	0	26

KICKOFF RETURNS

	NO	YARDS	AVG	TD	LP
Sutton	14	331	23.6	0	40

FIELD GOALS

	<20	20-29	30-39	40-49	50+ TOTAL
Davis	1-1	3-3	6-6	1-7	0-3 11-20

1983 RESULTS

11-1

ORANGE BOWL CHAMPIONS

DATE	UM	OPP	OPPONENT	W/L	SCORE	ATT
Sept. 3	—	—	at Florida	L	3-28	73,907
Sept. 10	—	—	at Houston	W	29-7	20,000
Sept. 17	—	—	Purdue	W	35-0	37,150
Sept. 24	—	13	Notre Dame	W	20-0	52,480
Oct. 1	15	—	at Duke	W	56-17	28,750
Oct. 8	12	—	Louisville	W	42-14	30,073
Oct. 15	10	—	at Mississippi State	W	31-7	29,456
Oct. 22	8	—	at Cincinnati	W	17-7	14,163
Oct. 29	7	12	West Virginia (HC)	W	20-3	63,881
Nov. 5	5	—	East Carolina	W	12-7	39,225
Nov. 12	6	—	at Florida State	W	17-16	57,333

Orange Bowl (Miami, Fla.)

Jan. 1	5	1	Nebraska	W	31-30	72,596
Total points/Attendance					313-136	519,014

STARTING LINEUP

OFFENSE

WR	Eddie Brown
OT	Paul Bertuccelli
OG	Juan Comendero
C	Ian Sinclair
OG	Alvin Ward
OT	Dave Heffernan
TE	Glenn Dennison
QB	Bernie Kosar
FB	Albert Bentley
HB	Keith Griffin
WR	Stanley Shakespeare

DEFENSE

DE	Danny Brown
RT	Kevin Fagan
MG	Tony Fitzpatrick
LT	Fred Robinson
DE	Julio Cortes
LB	Jay Brophy
LB	Ken Sisk
SC	Rodney Bellinger
QC	Reggie Sutton
R	Kenny Calhoun
FS	Eddie Williams

SPECIALISTS

PK	Jeff Davis
P	Rick Tuten
LS	Bruce Fleming
H	Rick Tuten
PR	Eddie Brown
KR	Reggie Sutton


COACHING STAFF

HEAD COACH

Howard Schnellenberger

ASSISTANT COACHES

Hubbard Alexander, tight ends
Harold Allen, defensive line
Mike Archer, defensive backs
Joe Brodsky, running backs
Tom Olivadotti,
defensive coordinator/linebackers
Mike Rodriguez, offensive line
Gary Stevens,
offensive coordinator/receivers
Marc Trestman, quarterbacks
Bill Trout, defensive ends
Christ Vagotis, offensive line
Art Kehoe, graduate assistant





1987 NATIONAL CHAMPIONS

DOMINANCE FROM START TO FINISH

The Hurricanes were supposed to be rebuilding. Reloading was more accurate. This Miami team was supposed to be the lull before the storm of 1988 and 1989. After all, the Hurricanes had lost five starters on offense from a team that had come within a whisper of a national title in 1985 and a 1986 squad that was considered among the best ever, only to lose its title shot in the Fiesta Bowl.

But this team was more offensively balanced than the previous season's juggernaut and, with nine starters returning to an underrated defense, the Hurricanes were a more well-rounded team altogether. Ranked 10th in the preseason Associated Press rankings, this team quickly showed it would be better than advertised.

Miami ripped rival Florida in the season opener, then embarrassed Arkansas on the Razorbacks' home field. The season's third game was a classic. Being dominated by fourth-ranked Florida State, 19-3, late in the third quarter, Miami launched one of its greatest comebacks. The Hurricanes scored three lightning-quick touchdowns: a 49-yard bomb from Steve Walsh to Melvin Bratton, a 26-yarder from Walsh to Michael Irvin (plus a two-point conversion to tie it at 19), then a 73-yard strike from Walsh to Irvin for the lead with 2:22 remaining. Miami would have to stop an FSU two-pointer to hold for a 26-25 victory.

There seemed to be no stopping these Hurricanes after that. Miami rolled through the remainder of the regular season, blanking 10th-ranked Notre Dame (24-0) and surviving a scare from eighth-ranked South Carolina (20-16) to set up a matchup with top-ranked Oklahoma in the Orange Bowl Classic on New Year's Day.

The Hurricanes bottled up OU's wishbone attack, holding the Sooners to just 179 yards on the ground (OU came in averaging 428.8). Elation for Miami was frustration for OU – the Sooners' only three losses over the last three seasons had come to the Hurricanes.

"We played our way to this championship. We have the best record versus anybody in the country... We beat Oklahoma three

in a row, Florida State and Notre Dame three in a row, Florida a couple... What is sweetest is that we did it as a team. We lost starters and had other guys come in and played magnificently."
- Jimmy Johnson, head coach

1987 RESULTS

12-0

ORANGE BOWL CHAMPIONS

DATE	UM	OPP	OPPONENT	W/L	SCORE	ATT
Sept. 5	10	20	Florida	W	31-4	77,224
Sept. 26	5	10	at Arkansas	W	51-7	55,310
Oct. 3	3	4	at Florida State	W	26-25	62,561
Oct. 10	3	—	Maryland	W	46-16	43,020
Oct. 24	3	—	at Cincinnati	W	48-10	20,011
Oct. 31	3	—	at East Carolina	W	41-3	31,791
Nov. 7	3	—	Miami, Ohio	W	54-3	40,128
Nov. 14	3	—	Virginia Tech (HC)	W	27-13	40,105
Nov. 21	3	—	Toledo	W	24-14	37,010
Nov. 28	2	10	Notre Dame	W	24-0	76,640
Dec. 5	2	8	South Carolina	W	20-16	63,317

Orange Bowl (Miami, Fla.)						
Jan. 1	2	1	Oklahoma	W	20-14	74,760
Total points/Attendance				412-125	622,877	

STARTING LINEUP

OFFENSE

SE	Brian Blades
LT	Matt Patchan
LG	Mike Sullivan
C	Bobby Garcia
RG	Scott Provin
RT	John O'Neill
TE	Charles Henry
FL	Michael Irvin
QB	Steve Walsh
FB	Melvin Bratton
HB	Warren Williams

DEFENSE

PK	Bill Hawkins
RT	Greg Mark
LT	Derwin Jones
LE	Daniel Stubbs
WLB	Rod Carter
MLB	George Mira Jr.
SLB	Randy Shannon
RCB	Tolbert Bain
FS	Bennie Blades
SS	Selwyn Brown
LCB	Bubba McDowell

SPECIALISTS

PK	Greg Cox
P	Jeff Feagles
DS	Willis Pegues
H	Jeff Feagles
PR	Cleveland Gary
KR	Randal Hill, Alex Johnson

COACHING STAFF

HEAD COACH

Jimmy Johnson

ASSISTANT COACHES

Hubbard Alexander, receivers
Joe Brodsky, running backs
Dave Campo, defensive backs
Butch Davis, defensive line
Art Kehoe, offensive line
Don Soldering, tight ends
Gary Stevens, asst. head coach/
offensive coordinator/quar-
terbacks
Dave Wannstedt, defensive
coordinator/linebackers
Tony Wise, offensive line
Steve Hoffman, graduate
assistant
Bill Johnson, graduate assistant
Ron Meeks, graduate assistant

1987 STATISTICAL LEADERS

RUSHING

	ATT	YARDS	AVG	TD	LP
Williams	135	673	5.0	5	49

PASSING

	ATT	COMP	PCT	YARDS	TD	INT	LP
Walsh	298	176	59.1	2249	19	7	73

RECEIVING

	NO	YARDS	AVG	TD	LP
Irvin	44	715	16.3	6	73

INTERCEPTIONS

	NO	YARDS	AVG	TD	LP
Bennie Blades	5	61	12.2	0	26

PUNTING

	NO	YARDS	AVG	I20	LG
Feagles	34	1319	38.8		66

PUNT RETURNS

	NO	YARDS	AVG	TD	LP
Perriman	15	97	6.5	0	13

KICKOFF RETURNS

	NO	YARDS	AVG	TD	LP
Hill	19	497	26.2	0	60

FIELD GOALS

	<20	20-29	30-39	40-49	50+	TOTAL
Cox	0-0	6-6	3-5	7-10	1-1	17-22





1989 NATIONAL CHAMPIONS

TWO ERICKSONS AND A TENACIOUS 'D'

By the time head coach Dennis Erickson arrived in Coral Gables to take over the UM football program prior to the 1989 season, Miami football had established itself as the "Team of the '80s". With a new coaching staff in place, Miami switched to a one-back offense, but the Hurricanes remained in their trademark 4-3 defense and had the talent on both sides of the ball to maintain their level of excellence. Twelve starters returned, but the loss of quarterback Steve Walsh, running back Cleveland Gary, linebacker Randy Shannon and cornerback Bubba McDowell would be felt. Nonetheless, the Hurricanes reloaded and ran off six victories to start the season.

Quarterback Craig Erickson was lost for three games in the middle of the season — including a 24-10 loss at Florida State — before returning and leading the Hurricanes on an impressive stretch run.

Miami's defense didn't allow a touchdown for one 10-quarter stretch during the regular season, held six opponents without a touchdown and allowed just 9.3 points per game. Miami rebounded from the FSU loss to whip their remaining opponents by an average margin of 18 points, including a 27-10 trouncing of defending national champion and top-ranked Notre Dame (27-10), ending the Irish's 23-game win streak (the seventh season in a row in which UM had defeated a No. 1-ranked team). That victory clinched a Sugar Bowl berth against seventh-ranked Alabama. Miami dispatched Alabama by a deceptively close 33-25 score in New Orleans and moved into the top spot of the rankings when Notre Dame knocked off

top-ranked Colorado in the Orange Bowl, giving the Hurricanes their third national title in seven seasons.

1989 RESULTS

11-1

SUGAR BOWL CHAMPIONS

DATE	UM	OPP	W/L	SCORE	ATT
Sept. 9	3	— at Wisconsin	W	51-3	38,646
Sept. 16	3	— California	W	31-3	56,931
Sept. 23	2	— at Missouri	W	38-7	43,293
Sept. 30	2	— at Michigan State	W	26-20	76,217
Oct. 7	2	— Cincinnati	W	56-0	48,597
Oct. 14	2	— San Jose State	W	48-16	45,122
Oct. 28	2	9 at Florida State	L	10-24	62,602
Nov. 4	7	— East Carolina	W	40-10	35,159
Nov. 11	7	W at Pittsburgh	W	24-3	52,528
Nov. 18	7	— San Diego State (HC)	W	42-6	42,362
Nov. 25	7	1 Notre Dame	W	27-10	81,634

Sugar Bowl (New Orleans, La.)

Jan. 1	2	7 Alabama	W	33-25	71,425
Total points/Attendance				432-127	560,516

1989 STATISTICAL LEADERS

RUSHING

	ATT	YARDS	AVG	TD	LP
L. Conley	134	529	3.9	4	30

PASSING

	ATT	COMP	PCT	YARDS	TD	INT	LP
C. Erickson	273	147	53.8	2007	16	13	55

RECEIVING

	NO	YARDS	AVG	TD	LP
D. Dawkins	54	833	15.4	7	55

INTERCEPTIONS

	NO	YARDS	AVG	TD	LP
R. Smith	6	28	4.7	0	22

PUNTING

	NO	YARDS	AVG	I20	LG
Kalal	48	1809	37.7	16	56

PUNT RETURNS

	NO	YARDS	AVG	TD	LP
Carroll	32	381	11.9	0	36

KICKOFF RETURNS

	NO	YARDS	AVG	TD	LP
Hill	12	237	19.8	0	32

FIELD GOALS

	<20	20-29	30-39	40-49	50+	TOTAL
Huerta	0-0	6-6	5-7	6-6	1-3	18-22



STARTING LINEUP

OFFENSE

SE	Randal Hill
OT	Mike Sullivan
OG	Rod Holder
C	Bobby Garcia
OG	Darren Handy
OT	Leon Searcy
TE	Rob Chudzinski
FL	Dale Dawkins
WB	Wesley Carroll
QB	Craig Erickson
FB	Leonard Conley

DEFENSE

RE	Greg Mark
RT	Cortez Kennedy
LT	Russell Maryland
LE	Willis Peguese
WLB	Maurice Crum
MLB	Bernard Clark
SLB	Richard Newbill
RCB	Ryan McNeil
FS	Charles Pharms
SS	Hurlie Brown
LCB	Kenny Berry

SPECIALISTS

PK	Carlos Huerta
P	Tim Kalal
DS	Mike Azer
H	Tim Kalal
PR	Wesley Carroll
KR	Alex Johnson, Randal Hill

COACHING STAFF

HEAD COACH

Dennis Erickson

ASSISTANT COACHES

Gregg Smith, assistant head coach/OL
Bob Bratkowski, offensive coordinator/WRs
Sonny Lubick, defensive coordinator/DBs
Dave Arnold, tight ends/special teams
Bob Karmelowicz, defensive line
Art Kehoe, offensive line
Ed Orgeron, defensive line
Tommy Tuberville, linebackers
Alex Wood, running backs
Carmen Grosso, graduate assistant
Ronnie Lee, graduate assistant
Scott Runyan, graduate assistant
Pete Savage, graduate assistant
Dan Werner, volunteer assistant



1991 NATIONAL CHAMPIONS

GINO, THE RUTHLESS POSSE AND WIDE RIGHT I

A combustible offense, a rock-solid defense and the nation's best special teams – by 1991 all these traits had become synonymous with Miami football and this team represented the zenith of its era. Quarterback Gino Torretta, a group of skill players nicknamed "The Ruthless Posse," and a linebacker corps that ranks among the greatest ever assembled, led these Hurricanes.

Miami started the season by ripping Arkansas on the road and dominating a Houston offense that had terrorized opponents for four seasons up to that game. Their first stiff challenge came against Penn State on Oct. 12 and the Hurricanes, behind staunch defense and big plays by Horace Copeland (80-yard scoring catch) and Kevin Williams (91-yard punt return for a TD) held off the Nittany Lions.

Two challenges in November punctuated the season. First was the annual grudge match in Tallahassee, Fla., against Florida State. In what became known as "Wide Right I" the Hurricanes erased a 16-7 deficit in the final period on a 45-yard field goal by Carlos Huerta and a one-yard run by Larry Jones with 3:01 left to take a 17-16 lead. FSU marched down for a potential game-winning field goal in the closing seconds, but Gerry Thomas' 34-yard attempt was wide right.

Miami escaped another close call a week later, slipping by Boston College on the road. The Hurricanes defense held off a late BC drive in the final seconds to preserve the 19-14 victory. A blowout of San Diego State clinched an Orange Bowl berth.

With their fourth national title in their sights, the Hurricanes stymied the Huskers' offense as few had, limiting the Nebraska ground game to just 82 rushing yards and throwing a shutout of the Big Eight Conference champions.

The victory gave Miami the national title in the Associated Press rankings. The Hurricanes shared overall national honors with Rose Bowl champ Washington, which nudged ahead in the coaches' poll.

"To win one national championship is amazing. For guys to win

their second in three years, that hasn't been accomplished by many. That's what makes this championship special. And it came in a situation where we had not been picked to be that good. Some people said we'd be No. 3 in the state of Florida."

— Dennis Erickson, Miami head coach

1991 RESULTS

12-0

ORANGE BOWL CHAMPIONS

DATE	UM	OPP	OPPONENT	W/L	SCORE	ATT
Aug. 31	3	—	at Arkansas	W	31-3	46,308
Sept. 12	2	10	Houston	W	40-10	71,842
Sept. 28	2	—	at Tulsa	W	34-10	35,689
Oct. 5	2	—	Oklahoma State	W	40-3	42,751
Oct. 12	2	9	Penn State	W	26-20	75,723
Oct. 19	2	—	Long Beach State	W	55-0	40,498
Oct. 26	2	—	at Arizona	W	36-9	53,349
Nov. 9	3	—	West Virginia* (MFC)	W	27-3	60,250
Nov. 16	2	1	at Florida State	W	17-16	63,442
Nov. 23	1	—	at Boston College*	W	19-14	32,071
Nov. 30	1	—	San Diego State	W	39-12	56,721

Orange Bowl (Miami, Fla.)

Jan. 1 1 11 Nebraska W 22-0 77,747

Total points/Attendance 386-100 656,391

STARTING LINEUP

OFFENSE

SE	Horace Copeland
TE	Coleman Bell/Joe Moore
WT	Leon Searcy
WG	Rudy Barber
C	Kelvin Harris
SG	Claude Jones
ST	Mario Cristobal
FL	Lamar Thomas
QB	Gino Torretta
FB	Stephen McGuire
TB	Darryl Spencer

DEFENSE

RE	Rusty Medearis
RT	Eric Miller
LT	Anthony Hamlet
LE	Kevin Patrick
WLB	Jessie Armstead
MLB	Micheal Barrow
SLB	Darrin Smith
RCB	Herbert James
FS	Darryl Williams
SS	Hurrie Brown
LCB	Ryan McNeil

SPECIALISTS

PK	Carlos Huerta
P	Paul Snyder
DS	Tom Patterson
H	Joe Moore
PR	Kevin Williams
KR	Kevin Williams, Darryl Spencer

COACHING STAFF

HEAD COACH

Dennis Erickson

ASSISTANT COACHES

Gregg Smith, assistant head coach/OL
 Bob Bratkowski, offensive coordinator/WRs
 Sonny Lubick, defensive coordinator/DBs
 Dave Arnold, tight ends/special teams
 Bob Karmelowicz, defensive line
 Art Kehoe, offensive line
 Ed Orgeron, defensive line
 Tommy Tuberville, linebackers
 Alex Wood, running backs
 Carmen Grosso, volunteer assistant
 Scott Auken, graduate assistant
 Eddie Gran, graduate assistant
 Jim Michalczyk, graduate assistant
 Randy Shannon, graduate assistant

1991 STATISTICAL LEADERS

RUSHING

	ATT	YARDS	AVG	TD	LP
S. McGuire	123	608	4.9	9	34

PASSING

	ATT	COMP	PCT	YARDS	TD	INT	LP
G. Torretta	371	205	55.3	3095	20	8	99

RECEIVING

	NO	YARDS	AVG	TD	LP
L. Thomas	39	623	16.0	6	71

INTERCEPTIONS

	NO	YARDS	AVG	TD	LP
R. McNeil	5	73	14.6	0	50

PUNTING

	NO	YARDS	AVG	I20	LG
P. Snyder	36	1381	38.4	7	50

PUNT RETURNS


	NO	YARDS	AVG	TD	LP
K. Williams	36	560	15.6	3	91

KICKOFF RETURNS

	NO	YARDS	AVG	TD	LP
K. Williams	10	185	18.5	0	42

FIELD GOALS

	<20	20-29	30-39	40-49	50+	TOTAL
Huerta	0-0	10-10	3-3	4-6	0-2	17-21





2001 NATIONAL CHAMPIONS

CHARACTER, CLASS, POISE = CHAMPIONSHIP

The Hurricanes' fifth national championship may have been the program's most rewarding. A veteran senior class that had endured the shame of a losing season in 1997 and had rebuilt the program — inside and out — led this team. Miami returned to the top in 2001 by showing character, class and poise.

How good was this team? Many argue it may have been the greatest college football team ever assembled. This team beat opponents by the largest average margin in UM history (33.2 points per game), produced the biggest two-game whippings of any pair of ranked teams in history by defeating Syracuse and Washington by a combined 124-7, set a new UM record for scoring and featured a defense that scored eight touchdowns and led the nation in pass defense, scoring defense and turnover margin.

Throw in a kicking game that featured one of the nation's finest punters and a placekicker who led the nation in field goals and it is hard to argue against the 2001 edition. An astounding seven Hurricanes were named to at least one All-America team's first unit. Six players were finalists for national awards, led by Outland Trophy winner Bryant McKinnie at defensive tackle and Maxwell Award winning quarterback Ken Dorsey.

The 2001 Hurricanes started with a stunning rout of Penn State on the road before the largest crowd (109,313) ever to see a Miami game. They ended Florida State's 54-game unbeaten streak in Tallahassee, Fla., with a resounding 48-27 whipping.

The stars were numerous. On offense: quarterback Ken Dorsey, tailback Clinton Portis (1,200 yards rushing), tight end Jeremy Shockey, an offensive line that allowed an incredibly low two sacks by the starting unit, a receivers corps led by Andre Johnson, a defensive line in which nine players could play without losing a step led by William Joseph, a linebacker corps that developed into

a force and a secondary that was the nation's best, led by safety Edward Reed and cornerbacks Mike Rumph and Phillip Buchanon.

The power of this team was evident for all to see in its Rose Bowl rout of Nebraska for the national title. Miami roared to a 34-0 halftime lead, erasing any doubts about what team was college football's best in 2001.

2001 RESULTS

12-0

ROSE BOWL CHAMPIONS

DATE	UM	OPP	OPPONENT	W/L	SCORE	ATT
Sept. 1	2	—	at Penn State	W	33-7	109,313
Sept. 8	1	—	Rutgers*	W	61-0	39,804
Sept. 27	1	—	at Pittsburgh*	W	43-21	57,224
Oct. 6	1	—	Troy	W	38-7	36,617
Oct. 13	2	14	at Florida State	W	48-27	82,836
Oct. 25	1	—	West Virginia*	W	45-3	44,411
Nov. 3	1	—	Temple* (HIC)	W	38-0	31,128
Nov. 10	1	—	at Boston College*	W	18-7	44,500
Nov. 17	1	14	Syracuse*	W	58-0	52,896
Nov. 24	1	12	Washington	W	65-7	78,114
Dec. 1	1	14	at Virginia Tech*	W	26-24	53,662
Rose Bowl (Pasadena, Calif.)						
Jan. 3	1	4	vs. Nebraska	W	37-14	93,781
Total points/Attendance					512-117	630,505

2001 STATISTICAL LEADERS

RUSHING

	ATT	YARDS	AVG	TD	LP
C. Portis	220	1200	5.5	10	45

PASSING

	ATT	COMP	PCT	YARDS	TD	INT	LP
K. Dorsey	319	184	57.9	2652	23	9	64

RECEIVING

	NO	YARDS	AVG	TD	LP
J. Shockey	40	519	13.0	7	56

INTERCEPTIONS

	NO	YARDS	AVG	TD	LP
E. Reed	9	206	22.9	2	80

PUNTING

	NO	YARDS	AVG	I20	LG
F. Capshaw	36	1508	41.8	15	59

PUNT RETURNS

	NO	YARDS	AVG	TD	LP
P. Buchanon	31	464	15.0	2	59

KICKOFF RETURNS

	NO	YARDS	AVG	TD	LP
A. Johnson	13	254	19.5	0	30

FIELD GOALS

	<20	20-29	30-39	40-49	50+	TOTAL
Sievers	0-0	5-6	9-11	7-8	0-1	21-26

STARTING LINEUP

OFFENSE

SE	Andre Johnson
TE	Jeremy Shockey
LT	Bryant McKinnie
LG	Sherko Haji-Rasouli
C	Brett Romberg
RG	Martin Bibla
RT	Joaquin Gonzalez
FL	Kevin Beard
QB	Ken Dorsey
FB	Najeh Davenport
TB	Clinton Portis

DEFENSE

RE	Jerome McDougale
RT	Matt Walters
LT	William Joseph
LE	Andrew Williams/Jamaal Green
WLB	D.J. Williams
MLB	Jonathan Vilma
SLB	Chris Campbell
RCB	Mike Rumph
FS	James Lewis
SS	Edward Reed
LCB	Phillip Buchanon

SPECIALISTS

PK	Todd Sievers
P	Freddie Capshaw
DS	Chris Harvey/Joe Fantigrassi
H	Freddie Capshaw
PR	Phillip Buchanon
KR	Andre Johnson, Frank Gore

COACHING STAFF

HEAD COACH

Larry Coker

ASSISTANT COACHES

Rob Chudzinski, offensive coordinator/TEs
Randy Shannon, defensive coordinator
Vernon Hargreaves, linebackers
Curtis Johnson, receivers
Art Kehoe, offensive line
Greg Mark, defensive line
Don Soldinger, special teams coordinator/running backs
Mark Stoops, defensive backs
Dan Werner, quarterbacks
Frank Giufre, grad. assistant
Rod Holder, grad. assistant





MIAMI IN BOWL GAMES (20-23)

BOWL	OPPONENT	W-L	SCORE	COACH	DATE	NOTES
1933	Palm Festival	Manhattan	W 7-0	Tom McCann	1/1/33	Cook's 3-yard TD run was lone score
1934	Palm Festival	Duquesne	L 7-33	Tom McCann	1/1/34	Duquesne scored 27 fourth-quarter points
1935	Orange	Bucknell	L 0-26	Irl Tubbs	1/1/35	Bucknell scored 19 second-half points
1946	Orange	Holy Cross	W 13-6	Jack Harding	1/1/46	Hudson 89-yard INT return capped upset of No. 16 HC
1951	Orange	Clemson	L 14-15	Andy Gustafson	1/1/51	Clemson safety in fourth quarter was go-ahead score
1952	Gator	Clemson	W 14-0	Andy Gustafson	1/2/52	Mallios scored both TDs in UM's win in 1951 rematch
1961	Liberty	Syracuse	L 14-15	Andy Gustafson	12/16/61	Up 14-0 at half, UM allowed 15 second-half points
1962	Gotham	Nebraska	L 34-35	Andy Gustafson	12/15/62	Lead changed hands six times before Nebraska won
1966	Liberty	Virginia Tech	W 14-7	Charlie Tate	12/10/66	Rallied from 7-0 halftime deficit for fourth bowl win
1967	Bluebonnet	Colorado	L 21-31	Charlie Tate	12/23/67	Colorado outscored Miami, 21-7, in second half
1981	Peach	Virginia Tech	W 20-10	Howard Schnellenberger	1/2/81	Jim Kelly (offense), Jim Burt (defense) named MOPs
1984	Orange	Nebraska	W 31-30	Howard Schnellenberger	1/2/84	Miami claimed first of five national championships
1985	Fiesta	UCLA	L 37-39	Jimmy Johnson	1/1/85	John Lee kicked GW 23-yard FG with 51 seconds left
1986	Sugar	Tennessee	L 7-35	Jimmy Johnson	1/1/86	After UM took 7-0 lead, UT scored final 35 points
1987	Fiesta	Penn State	L 10-14	Jimmy Johnson	12/2/87	Vinny Testaverde threw INT with 18 seconds to go
1988	Orange	Oklahoma	W 20-14	Jimmy Johnson	1/1/88	Miami collected second national championship
1989	Orange	Nebraska	W 23-3	Jimmy Johnson	1/2/89	Carlos Huerta booted three FGs in win
1990	Sugar	Alabama	W 33-25	Dennis Erickson	1/1/90	Miami's third national title – second in three years
1991	Cotton	Texas	W 46-3	Dennis Erickson	1/1/91	Canes' fourth consecutive bowl win
1992	Orange	Nebraska	W 22-0	Dennis Erickson	1/1/92	Miami claimed fourth national title in nine years
1993	Sugar	Alabama	L 13-34	Dennis Erickson	1/1/93	Loss snapped five-game bowl winning streak
1994	Fiesta	Arizona	L 0-29	Dennis Erickson	1/1/94	Shut out in bowl game for first time since 1835
1995	Orange	Nebraska	L 17-24	Dennis Erickson	1/1/95	Nebraska scored 15 fourth-quarter points
1996	Carquest	Virginia	W 31-21	Butch Davis	12/27/96	Win snapped three-game bowl losing streak
1998	Micron PC	N.C. State	W 46-23	Butch Davis	12/29/98	Scott Covington threw for 320 yards (MVP)
2000	Gator	Georgia Tech	W 28-13	Butch Davis	1/1/00	UM defense, MVP Nate Webster shut down GT offense
2001	Sugar	Florida	W 37-20	Butch Davis	12/1/01	Win wrapped up best season since 1994 (11-1)
2002	Rose	Nebraska	W 37-14	Larry Coker	1/3/02	Miami's fifth national title; first Rose Bowl victory
2003	Fiesta	Ohio State	L 20-31	Larry Coker	1/3/03	34-game winning streak snapped
2004	Orange	Florida State	W 16-14	Larry Coker	1/2/04	Jarrett Payton (MVP) rushing for 131 yards
2004	Peach	Florida	W 27-10	Larry Coker	12/31/04	Devin Hester returned blocked FG 78 yards for TD
2005	Peach	LSU	L 3-40	Larry Coker	12/30/05	Worst bowl loss in program history
2006	MPC Computers	Nevada	W 21-20	Larry Coker	12/31/06	Kirby Freeman threw for 272 yards, added 3 TDs
2008	Emerald	California	L 17-24	Randy Shannon	12/27/08	Cal's Anthony Miller scored go-ahead TD in 4Q
2009	Champs Sports	Wisconsin	L 14-20	Randy Shannon	12/29/09	Wisconsin scored 20 unanswered points
2010	Sun	Notre Dame	L 17-33	Jeff Stoutland	12/31/10	Miami trailed, 30-3, entering fourth quarter
2013	Russell Athletic	Louisville	L 9-36	Al Golden	12/28/13	Scored game's first points on safety
2014	Independence	South Carolina	L 21-24	Al Golden	12/27/14	Miami outgained South Carolina, 422-354
2015	Sun	Washington State	L 14-20	Larry Scott	12/26/15	Canes' second half rally fell short
2016	Russell Athletic	West Virginia	W 31-14	Mark Richt	12/28/16	Miami held WVU to a season-low 229 yards
2017	Capital One Orange	Wisconsin	L 24-34	Mark Richt	12/30/17	UM makes first OB, "NY-6" appearance since 2004
2018	New Era Pinstripe	Wisconsin	L 3-35	Mark Richt	12/27/18	Canes play in first bowl game in NY since '62 Gotham
2019	Independence	Louisiana Tech	L 0-14	Manny Diaz	12/26/19	Hurricanes earn second Indy Bowl trip in Diaz's first year
2020	Cheez-It	Oklahoma State	L 34-37	Manny Diaz	12/29/20	King injured, Perry nearly completes comeback vs. OSU
2021	Tony Tiger Sun	Washington State	canceled	Manny Diaz	12/29/21	Game in El Paso, Texas canceled due to COVID-19 issues

BOWL GAME RECORD BREAKDOWN

BY DATE

	W	L	PCT
Pre-New Year's Eve	4	13	.235
New Year's Eve	2	1	.667
New Year's Day	7	8	.467
Post-New Year's Day	7	2	.778

BY BOWL GAME

	W	L	PCT
Bluebonnet	0	1	.000
Cotton	1	0	1.000
Fiesta	0	4	.000
Emerald	0	1	.000
Gator	2	0	1.000
Gotham	0	1	.000
Liberty	1	1	.500
Independence	0	2	.000
MPC Computers	1	0	1.000
Orange	6	4	.600
Peach	2	1	.667
Palm Festival	1	1	.500
Pinstripe	0	1	.000
Rose	1	0	1.000
Cheez-It	2	3	.400
Sugar	2	2	.500
Sun	0	2	.000

BY COACH

	W	L	PCT
Butch Davis	4	0	1.000
Howard Schnellenberger	2	0	1.000
Jack Harding	1	0	1.000
Larry Coker	4	2	.667
Dennis Erickson	3	3	.500
Tom McCann	1	1	.500
Mark Richt	1	2	.333
Charlie Tate	1	1	.500
Jimmy Johnson	2	3	.400
Andy Gustafson	1	3	.250
Irl Tubbs	0	1	.000
Jeff Stoutland	0	1	.000
Larry Scott	0	1	.000
Manny Diaz	0	2	.000
Al Golden	0	2	.000
Randy Shannon	0	2	.000



BOWL GAME RECAPS

1933 PALM FESTIVAL

MIAMI 7, MANHATTAN 0

JANUARY 1, 1933 • MIAMI, FLA.

SCORING

Miami	0	0	0	7	7
Manhattan	0	0	0	0	0

UM Cook 3 run (Bates kick)

1934 PALM FESTIVAL

DUQUESNE 33, MIAMI 7

JANUARY 1, 1934 • MIAMI, FLA.

SCORING

Duquesne	0	0	6	27	33
Miami	0	0	0	7	7

DU Zaneski 1 run (kick failed)
DU Zaneski 5 run
UM Reichgott 4 pass from Ott (Petrowski kick)
DU DeLuca 6 run (Nicolai kick)
DU Baker 25 pass from DeLuca (Nicolai kick)
DU DeLuca 30 pass from Strutt (Nicolai kick)

1935 ORANGE BOWL

BUCKNELL 26, MIAMI 0

JANUARY 1, 1935 • MIAMI, FLA.

SCORING

Bucknell	0	7	6	13	26
Miami	0	0	0	0	0

BU Smith 3 run (Dobie kick)
BU Miller 4 run (kick failed)
BU Smith 8 run (kick failed)
BU Resnichak 10 run (Dobie kick)

1946 ORANGE BOWL

MIAMI 13, HOLY CROSS 6

JANUARY 1, 1946 • MIAMI, FLA.

SCORING

Miami	0	6	0	7	13
(16) Holy Cross	0	6	0	0	6

UM Krull 1 run (kick blocked)
HC Brennan 16 pass from Kozlowski (kick failed)
UM Hudson 89 interception return (Ghaul kick)

1951 ORANGE BOWL

CLEMSON 15, MIAMI 14

JANUARY 1, 1951 • MIAMI, FLA.

SCORING

(15) Miami	0	0	14	0	14
(10) Clemson	0	7	6	2	15

CU Cone 1 run (Radcliff kick)
CU G. Smith 7 pass from Hair (kick failed)
UM Mallios 5 run (Watson kick)
UM F. Smith 14 pass from Hackett (Watson kick)
CU Safety, F. Smith tackled in end zone by S. Smith

1952 GATOR BOWL

MIAMI 14, CLEMSON 0

JANUARY 2, 1952 • JACKSONVILLE, FLA.

SCORING

Miami	7	7	0	0	14
(19) Clemson	0	0	0	0	0

UM Mallios 11 run (Tremont kick)
UM Mallios 2 run (Tremont kick)

1961 LIBERTY BOWL

SYRACUSE 15, MIAMI 14

DECEMBER 16, 1961 • MEMPHIS, TENN.

SCORING

Miami	6	8	0	0	14
(14) Syracuse	0	0	8	7	15

UM Vollenweider 12 run (kick failed)
UM Spinelli 60 punt return (Miller pass from Mira)
SU Davis 1 run (Easterly pass from Sarette)
SU Easterly 7 pass from Sarette (Erickson kick)



BOWL GAME RECAPS

1962 GOTHAM BOWL

NEBRASKA 36, MIAMI 34

DECEMBER 15, 1962 • NEW YORK, N.Y.

Played in freezing 17-degree weather in icy, snow-banked Yankee Stadium, the lead changed hands six times before Nebraska won 36-34. The Hurricanes rolled up 502 yards to Nebraska's 296 and had a 34-12 edge in first downs. UM quarterback **George Mira** shattered his UM passing record with 24 completions for 321 yards and two touchdowns, earning him MVP honors.

SCORING

Miami	6	14	7	7	34
Nebraska	6	14	8	8	36

NEB	Thornton 1 run (run failed)
UM	Rizzo 10 pass from Mira (pass failed)
UM	Spinelli 30 pass from Mira (pass failed)
NEB	Ross 92 kickoff return (Johnson kick)
UM	Ryder 1 run (Ryder pass from Mira)
NEB	Eger 6 pass from Claridge (Johnson kick)
UM	Bennett 3 run (Wilson kick)
NEB	Thornton 1 run (Claridge kick)
NEB	Ross 1 run (Thornton run)
UM	Ryder 1 run (Wilson kick)

1966 LIBERTY BOWL

MIAMI 14, VIRGINIA TECH 7

DECEMBER 10, 1966 • MEMPHIS, TENN.

Playing in frigid 36-degree weather in Memphis, Miami found itself on the trailing end of a 7-0 score at half-time, but proved to be too powerful for Virginia Tech. Miami rallied from a seven-point deficit in the third period on a **Bill Miller** seven-yard TD pass to **Joe Mira**. UM marched to its winning TD in the fourth quarter. On the drive, Miller completed three passes to end **Jimmy Cox** (12, 11, and 38 yards), and **Doug McGee** barreled over from the one on fourth down with 8:05 left in the game. Miami's potent defense was led by All-American **Ted Hendricks**.

SCORING

(9) Miami	0	0	7	7	14
Virginia Tech	7	0	0	0	7

VT	Francisco 1 run (Utin kick)
UM	J. Mira 7 pass from Miller (Harris kick)
UM	McGee 1 run (Harris kick)

1967 BLUEBONNET BOWL

COLORADO 31, MIAMI 21

DECEMBER 23, 1967 • HOUSTON, TEXAS

In a wild scoring spectacle, Colorado won, 31-21, after the lead had changed hands five times at Rice Stadium. In the first quarter, CU's Larry Plantz scored from seven yards out, then Miami came back with **Joe Mira**'s score from the two. UM moved ahead moments later as **Jimmy Dye** stole a pass from **Dan Kelly** and ran 77 yards. A field goal by John Farler just before half, followed by an 80-yard TD march with the second half kickoff, put the Buffs ahead, 17-14. UM regained the lead, 21-17, in the fourth on an 85-yard drive sparked by **Bill Miller**'s four completions to **Jerry Daanen**, the last one for a nine-yard TD. With six minutes left, CU surged ahead again on a 38-yard run by Bob Anderson.

SCORING

Miami	0	14	0	7	21
Colorado	7	3	7	14	31

CU	Plantz 7 run (Farler kick)
UM	Mira 2 run (Harris kick)
UM	Dye 77 pass interception return (Harris kick)
CU	Farler 31 FG
CU	B. Anderson 2 run (Bartelt kick)
UM	Daanen 9 pass from Miller (Harris kick)
CU	B. Anderson 38 run (Bartelt kick)
CU	Cooks 2 run (Farler kick)

1981 PEACH BOWL

MIAMI 20, VIRGINIA TECH 10

JANUARY 2, 1981 • ATLANTA, GA.

The Hurricanes embarked on their first postseason bowl appearance since 1967, squaring off against Virginia



BOWL GAME RECAPS

Tech on a clear Georgia day at Fulton County Stadium. **Howard Schnellenberger's** troops set the pace early with two long scoring drives that proved to be the winning margin. UM took the opening kickoff 68 yards to paydirt, with QB **Jim Kelly** hitting **Larry Brodsky** on a 15-yard strike to culminate the nine-play drive. On Miami's third possession, Kelly connected through the air three times to spark a 10-play, 99-yard drive. **Chris Hobbs** did the honors with a 12-yard scamper up the middle to cap the drive. The Hokies closed the gap to 14-10 early in the second half, but two field goals by **Danny Miller** assured Miami of its first bowl victory since 1966. Kelly was selected the game's outstanding player on offense, while UM middle guard **Jim Burt** was named defensive MVP.

SCORING

(20) Miami	7	7	3	3	20
Virginia Tech	0	3	7	0	10

UM	Brodsky 15 pass from Kelly (Miller kick)
UM	Hobbs 12 run (Miller kick)
VT	Laury 42 FG
VT	Lawrence 1 run (Laury kick)
UM	Miller 31 FG
UM	Miller 37 FG

NATIONAL CHAMPIONS

1984 ORANGE BOWL

MIAMI 31, NEBRASKA 30

JANUARY 2, 1984 • MIAMI, FLA.

UM ended a storybook climb to the national title by dealing Nebraska a 31-30 defeat. Miami QB **Bernie Kosar** earned MVP honors by throwing for a Orange Bowl-record 300 yards. Linebacker **Jack Fernandez** was named Defensive MVP as the Canes contained a Nebraska offense that had set numerous NCAA records. Late in the game, Jeff Smith set Nebraska up for the potential win with a 24-yard touchdown run to pull the Huskers to within one. Then, Nebraska lined up for a two-point attempt. Turner Gill rolled right under pressure and lofted a pass toward Smith, but UM strong safety **Kenny Calhoun** batted it away to seal the UM win.

SCORING

(5) Miami	17	0	14	0	31
(1) Nebraska	0	14	3	13	30

UM	Dennison 2 pass from Kosar (Davis kick)
UM	Davis 45 FG
UM	Dennison 22 pass from Kosar (Davis kick)
NEB	Steinkuhler 19 run (Livingston kick)
NEB	Gill 1 run (Livingston kick)
NEB	Livingston 34 FG
UM	Highsmith 1 run (Davis kick)
UM	Bentley 7 run (Davis kick)
NEB	Smith 1 run (Livingston kick)
NEB	Smith 24 run (pass failed)

1985 FIESTA BOWL

UCLA 39, MIAMI 37

JANUARY 1, 1985 • TEMPE, ARIZ.

The Hurricanes were dealt a narrow 39-37 defeat by the UCLA Bruins in the Fiesta Bowl to cap the 1984 season. The lead changed hands seven times before the Bruins' John Lee kicked the deciding field goal with 51 seconds remaining. **Melvin Bratton** had put Miami ahead on a 3-yard TD pass from **Bernie Kosar** with 2:58 left, giving UM a 37-36 advantage. The Bruins used eight plays to move 61 yards to the Canes seven, setting up Lee's heroics.

SCORING

(13) Miami	14	7	3	13	37
(14) UCLA	7	15	7	10	39

UCLA	Green 6 run (Lee kick)
UM	Oliver 34 run (Cox kick)
UM	Eddie Brown 68 punt return (Cox kick)
UM	Blades 48 pass from Kosar (Cox kick)
UCLA	Green 72 run (Lee kick)
UCLA	Safety, Shinnick tackled Tuten in end zone
UCLA	Lee 51 FG
UCLA	Lee 33 FG
UM	Cox 31 FG
UCLA	Sherrard 10 pass from Bono (Lee kick)
UCLA	Young 33 pass from Bono (Lee kick)
UM	Bratton 19 run (pass failed)
UM	Bratton 3 pass from Kosar (Cox kick)
UCLA	Lee 23 FG



BOWL GAME RECAPS

1986 SUGAR BOWL

TENNESSEE 35, MIAMI 7

JANUARY 1, 1986 • NEW ORLEANS, LA.

Amid the revelry of New Orleans' Bourbon Street, the 1986 Sugar Bowl had it all. Miami, with one of the most dominant offenses in college football, was shooting for the national championship. The Volunteers, an underrated team who rolled into New Orleans with a hard-fought SEC title, were looking for the national respect they felt had eluded them. Tennessee used a solid offense and an opportunistic defense to down the second-ranked Canes. Despite constant pressure, **Vinny Testaverde** threw for 217 yards on 20 of 36 passing. UT QB Daryl Dickey, who earned MVP honors, finished with 131 yards on 15 of 25 passes.

SCORING

(2) Miami	7	0	0	0	7
(8) Tennessee	0	14	14	7	35

UM	Irvin 18 pass from Testaverde (Cox kick)
UT	Smith 6 pass from Dickey (Reveiz kick)
UT	McGee recovered fumble in end zone (Reveiz kick)
UT	Henderson 1 run (Reveiz kick)
UT	Powell 60 run (Reveiz kick)
UT	Wilson 6 run (Reveiz kick)

1987 FIESTA BOWL

PENN STATE 14, MIAMI 10

JANUARY 2, 1987 • TEMPE, ARIZ.

A national television audience watched the "Battle For No. 1" and the Hurricanes found themselves 77 yards from the national championship with just over three minutes left to play. **Vinny Testaverde** engineered a thrilling drive that included a 31-yard strike to **Brian Blades** on a 4th-and-6 play from Miami's own 27. The pass to Blades was the first of six consecutive completions by Testaverde that brought Miami to PSU's 6-yard line. However, with 18 seconds remaining, Pete Giftopoulos ended UM's drive for the national title by intercepting a Testaverde pass at the goal line. The Canes finished with 445 total yards and 22 first downs while holding PSU to Fiesta Bowl

record-lows of 162 yards and just eight first downs. But seven turnovers tripped the Canes on the road to the national title.

SCORING

(1) Miami	0	7	0	3	10
(2) Penn State	0	7	0	7	14

UM	Bratton 1 run (Cox kick)
PSU	Shaffer 4 run (Manca kick)
UM	Selig 38 FG
PSU	Dozier 6 run (Manca kick)

NATIONAL CHAMPIONS

1988 ORANGE BOWL

MIAMI 20, OKLAHOMA 14

JANUARY 1, 1988 • MIAMI, FLA.

For the second time in five years, the Hurricanes were champions of the college football world. Just as they had done in 1983, the '87 Canes knocked off the nation's then No.1-ranked team in the Orange Bowl Classic. The second-ranked Hurricanes capped the school's second straight undefeated regular season with a 20-14 victory over Oklahoma. Sophomore QB **Steve Walsh** hit on 18-of-30 passing for 209 yards and two touchdowns. Senior fullback **Melvin Bratton** nearly broke a UM single-game receiving mark by hauling in nine catches for 102 yards before leaving the game with a knee injury. **Bernard Clark** stepped into the spotlight at middle linebacker and walked away with the game's MVP award after recording 12 unassisted tackles and 14 overall stops, while the defense limited OU to just 255 yards in total offense.

SCORING

(1) Oklahoma	0	7	0	7	14
(2) Miami	7	0	10	3	20

UM	Bratton 30 pass from Walsh (Cox kick)
OU	Stafford 1 run (Lashar kick)
UM	Cox 56 FG
UM	Irvin 23 pass from Walsh (Cox kick)
UM	Cox 48 FG
OU	Hutson 29 run (Lashar kick)



BOWL GAME RECAPS

1989 ORANGE BOWL

MIAMI 23, NEBRASKA 3

JANUARY 2, 1989 • MIAMI, FLA.

For the first time in four years, Miami was not playing for the national title in its New Year's bowl game. Moments before kickoff of the 55th annual Orange Bowl Classic vs. Nebraska, the Canes learned that the No. 1 ranked team, Notre Dame, had defeated West Virginia in the Fiesta Bowl. As the nation tuned in to the Orange Bowl, many felt the University of Miami would come out flat, knowing that all possibility of a repeat national title was lost. UM showed its true mettle, dominating the Big Eight Champions on offense, defense and special teams from the kickoff. The statistics backed up the score as UM held a 212-29 lead in total yards and an 11-2 edge in first downs.

SCORING

(6) Nebraska	0	0	3	0	3
(2) Miami	7	13	0	3	23

UM	Conley 22 pass from Walsh (Huerta kick)
UM	Huerta 18 FG
UM	Conley 42 pass from Walsh (Huerta kick)
UM	Huerta 37 FG
NEB	Barrios 50 FG
UM	Huerta 37 FG

NATIONAL CHAMPIONS

1990 SUGAR BOWL

MIAMI 33, ALABAMA 25

JANUARY 1, 1990 • NEW ORLEANS, LA.

Miami solidified its title of "Team of the '80s" with its third national championship in seven years by handing Alabama a 33-25 defeat in the USF&G Sugar Bowl. Miami closed out its scoring by capitalizing on a **Charles Pharms** interception with an 88-yard drive that **Craig Erickson** finished off by finding tight end Randy Bethel open for a 12-yard touchdown reception. The Tide managed one more touchdown and two-point conversion with a minute remaining.

SCORING

(2) Miami	7	13	6	7	33
(7) Alabama	0	17	0	8	25

UM	McGuire 3 run (Huerta kick)
UA	Battle 4 pass from Hollingsworth (Doyle kick)
UM	Carroll 19 pass from Erickson (kick blocked)
UA	Doyle 45 FG
UM	Johnson 3 run (Huerta kick)
UA	Russell 7 pass from Hollingsworth (Doyle kick)
UM	Chudzinski 11 pass from Erickson (conversion failed)
UM	Bethel 12 pass from Erickson (Huerta kick)
UA	Wimbley 9 pass from Hollingsworth (Russell pass to Hollingsworth)

1991 COTTON BOWL

MIAMI 46, TEXAS 3

JANUARY 1, 1991 • DALLAS, TEXAS

Fourth-ranked Miami won its fourth consecutive bowl game in dominating fashion over No. 3-ranked Texas, 46-3, the most lopsided score in Cotton Bowl history. The Miami defense held Texas to minus-four yards total offense in the first stanza. **Craig Erickson**, the game's outstanding offensive player, completed 17-of-26 passes for 272 yards and set a Cotton Bowl record with four TDs. **Russell Maryland**, the game's outstanding defensive player, had nine tackles and three sacks. Miami's defense set a Cotton Bowl mark with nine sacks and **Carlos Huerta's** 50-yard field goal tied a Cotton Bowl record.

SCORING

(4) Miami	12	7	14	13	46
(3) Texas	0	3	0	0	3

UM	Huerta 28 FG
UM	Huerta 50 FG
UM	Carroll 12 pass from Erickson (pass failed)
UT	Pollak 29 FG
UM	Carroll 24 pass from Erickson (Huerta kick)
UM	D. Smith 34 interception return (Huerta kick)
UM	Hill 48 pass from Erickson (Huerta kick)
UM	Bethel 4 pass from Erickson (kick failed)
UM	Conley 26 run (Huerta kick)



BOWL GAME RECAPS

NATIONAL CHAMPIONS

1992 ORANGE BOWL

MIAMI 22, NEBRASKA 0

JANUARY 1, 1992 • MIAMI, FLA.

The No. 1-ranked Hurricanes capped a 12-0 season and claimed their fourth national championship in nine years by dominating the Big Eight Champion Nebraska Cornhuskers, 22-0, in front of an Orange Bowl crowd of 77,747. Miami used the running of **Larry Jones**, who responded with a career-high 144 yards rushing (earning him MVP honors) and a dominating defense to roll to victory. Miami played with the knowledge that earlier that day the No. 2-ranked Washington Huskies had soundly defeated the Michigan Wolverines in the Rose Bowl, and would ultimately claim a co-national championship with the Hurricanes. The Miami defense held Nebraska to a single yard of offense in the first quarter and 62 total in the first half en route to its second shutout of the year. For the game, UM recorded two interceptions, two fumble recoveries and five sacks, four by sophomore **Rusty Medearis**.

SCORING

(1) Miami	13	0	9	0	22
(11) Nebraska	0	0	0	0	0

UM	Williams 8 pass from Torretta (Huerta kick)
UM	Huerta 24 FG
UM	Huerta 24 FG
UM	L. Jones 1 run (2-point conversion failed)
UM	Huerta 54 FG

1993 SUGAR BOWL

ALABAMA 34, MIAMI 13

JANUARY 1, 1993 • NEW ORLEANS, LA.

The No. 1-ranked Hurricanes' dream of a second consecutive national championship and an unprecedented fifth title in 10 years ended with a 34-13 defeat at the hands of No. 2-ranked Alabama. **Gino Torretta** set a UM bowl record with 56 pass attempts, throwing for 278 yards on 24-of-56 passing, but had no TDs and three picks. A bright spot in the second half for Miami was

Kevin Williams' Sugar Bowl-record 78-yard punt return for a touchdown in the fourth quarter.

SCORING

(1) Miami	3	3	0	7	13
(2) Alabama	3	10	14	7	34

UA	Proctor 19 FG
UM	Prewitt 49 FG
UA	Proctor 23 FG
UA	Williams 2 rush (Proctor kick)
UM	Prewitt 42 FG
UA	Lassic 1 rush (Proctor kick)
UA	Teague 31 interception return (Proctor kick)
UM	Kevin Williams 78 punt return (Prewitt kick)
UA	Lassic 4 rush (Proctor kick)

1994 FIESTA BOWL

ARIZONA 29, MIAMI 0

JANUARY 1, 1994 • TEMPE, ARIZ.

The No. 10-ranked Hurricanes fell victim to the No. 16 Arizona Wildcats, 29-0, in the 23rd annual IBM OS/2 Fiesta Bowl before a sellout crowd of 72,260 and a national television audience. The Wildcats used a strong ground attack and stifling defense to hand the Canes their first shutout since 1979, a span of 168 games. It was also the first time that Miami had been shutout in a bowl game since a 26-0 loss to Bucknell in the 1935 Orange Bowl. The only bright spot for the Canes was receiver **Chris T. Jones**, who had six receptions for 98 yards.

SCORING

(10) Miami	0	0	0	0	0
(16) Arizona	9	7	6	7	29

UA	Dickey 13 pass from White (kick blocked)
UA	McLaughlin 39 FG
UA	Levy 68 rush (McLaughlin kick)
UA	McLaughlin 31 FG
UA	McLaughlin 21 FG
UA	Dickey 14 pass from White (McLaughlin kick)



BOWL GAME RECAPS

1995 ORANGE BOWL

NEBRASKA 24, MIAMI 17

JANUARY 1, 1995 • MIAMI, FLA.

The third-ranked Hurricanes' dream of a fifth national title was dashed in front of a record crowd of 81,753 as the top-ranked Nebraska Cornhuskers overcame a 17-9 deficit with two fourth quarter touchdowns to propel them to a 24-17 victory and the 1994 national championship. Nebraska's defense took control after halftime by putting relentless pressure on Miami QB **Frank Costa** and sacking him four times in the half (five times in the game), including one for a safety early in the third quarter. Miami's defense came up big, forcing two Nebraska turnovers. But Nebraska and its bruising offensive line controlled the final quarter of play.

SCORING

(3) Miami	10	0	7	0	17
(1) Nebraska	0	7	2	15	24

UM	Prewitt 44 FG
UM	T. Jones 35 pass from Costa (Prewitt kick)
NEB	Gilman 19 pass from Berringer (Sieler kick)
UM	J. Harris 44 pass from Costa (Prewitt kick)
NEB	Safety, Harris tackled Costa in end zone
NEB	Schlesinger 15 run (Alford pass from Frazier)
NEB	Schlesinger 14 run (Sieler kick)

1996 CARQUEST BOWL

MIAMI 31, VIRGINIA 21

DECEMBER 27, 1996 • MIAMI, FLA.

Miami won the 1996 Carquest Bowl in entertaining fashion with a 31-21 triumph over Virginia. Defensive standout **Tremain Mack** provided the fireworks with a pair of Miami touchdowns. Mack, who was a unanimous choice for game MVP, returned a UVA fumble 79 yards for a touchdown to give UM a 14-0 first quarter lead. Mack then gave the Canes an insurmountable 24-7 lead when he picked off Cavalier QB Tim Sherman in the second quarter and raced 42 yards to paydirt. Mack continued his heroics in the third quarter by blocking a Rafeal Garcia 29-yard field goal attempt, the first of two blocked FGs by the Canes. **Ryan Clement** ignited the

Hurricane offense throwing for a career-best 274 yards on 16-of-26 passing with one touchdown.

SCORING

(19) Miami	14	10	0	7	31
Virginia	7	0	7	7	21

UM	Green 70 pass from Clement (Crosland kick)
UM	Mack 79 fumble return (Crosland kick)
UVA	Crowell 29 pass from Brooks (Garcia kick)
UM	Crosland 20 FG
UM	Mack 42 interception return (Crosland kick)
UVA	Brooks 1 rush (Garcia kick)
UM	T. Jones 2 rush (Crosland kick)
UVA	T. Jones 3 rush (Garcia kick)

1998 MICRON PC BOWL

MIAMI 46, NC STATE 23

DECEMBER 29, 1998 • MIAMI, FLA.

No. 24 Miami defeated NC State, 46-23, at the 1998 Micron PC Bowl. **Scott Covington** earned game MVP honors, finishing with 320 yards passing and two touchdowns on a 17-of-24 performance. His favorite target was **Santana Moss**, who had five catches for 141 yards including an 80-yard touchdown pass. **Edgerrin James** led the ground attack with 156 yards on 20 carries. UM's offense set a bowl record with 594 total yards. The defense made six tackles for loss and set a Micron PC bowl record with five interceptions. Linebacker **Dan Morgan** made 12 tackles and a forced fumble.

SCORING

(24) Miami	14	13	3	16	46
NC State	7	3	7	6	23



BOWL GAME RECAPS

UM	King 4 pass from Covington (Crosland kick)
NCS	Barnette 1 rush (Deskevich kick)
UM	James 5 rush (Crosland kick)
UM	Moss 80 pass from Covington (kick blocked)
NCS	Deskevich 28 FG
UM	James 2 rush (Crosland kick)
UM	Crosland 31 FG
NCS	Spikes 30 rush (Deskevich kick)
UM	Jackson 13 rush (pass failed)
UM	Jackson 25 rush (Crosland kick)
NCS	Coleman 7 pass from Barnette (rush failed)
UM	Gaitan 29 FG

2000 GATOR BOWL

MIAMI 28, GEORGIA TECH 13

JANUARY 1, 2000 • JACKSONVILLE, FLA.

No. 23 Miami routed No. 15 Georgia Tech, 28-13, behind a dominating defensive performance that held a Yellow Jackets' offense ranked second nationally in scoring with an average of 40.7 points a game to a season-low 13 points. The Hurricanes struck on their opening possession with an eight-yard **James Jackson** touchdown run. Miami then took a 14-point lead early in the second quarter when sophomore QB **Kenny Kelly** capped a 73-yard drive with a 15-yard touchdown strike to **Andre King**. Following a Tech score, freshman All-America RB **Clinton Portis** set a UM bowl record with a 73-yard touchdown run to give the Canes a 21-7 halftime lead. Georgia Tech could only muster a pair of second half field goals as the UM defense, behind the play of Gator Bowl MVP **Nate Webster**, shut down the Yellow Jackets' attack.

SCORING

(23) Miami	7	14	0	7	28
(15) Georgia Tech	0	7	6	0	13

UM	Jackson 8 run (Crosland kick)
UM	King 15 pass from Kelly (Crosland kick)
GT	Hamilton 17 run (Manger kick)
UM	Portis 73 run (Crosland kick)
GT	Manger 25 FG
GT	Manger 36 FG
UM	Wayne 17 pass from Dorsey (Crosland kick)

2001 SUGAR BOWL

MIAMI 37, FLORIDA 20

JANUARY 2, 2001 • NEW ORLEANS, LA.

Second-ranked Miami defeated No. 7 Florida, 37-20, in the Nokia Sugar Bowl to wrap up the Hurricanes' best season since 1994 at 11-1 and second in the national rankings. The Canes led, 27-20, with 12:50 remaining when UM turned to running back **Clinton Portis**, who finished with 97 yards on 18 carries. On the first play of the ensuing possession, CB **Phillip Buchanon** picked off Rex Grossman to set up a 3-yard touchdown run by **Najeh Davenport** that gave Miami control. QB **Ken Dorsey** was named the game's Most Valuable Player, completing 22-of-40 passes for 270 yards and three TDs.

SCORING

(2) Miami	10	3	14	10	37
(7) Florida	7	3	7	3	20

UF	Wells 23 pass from Grossman (Chandler kick)
UM	Sievers 44 FG
UM	Shockey 8 pass from Dorsey (Sievers kick)
UM	Sievers 29 FG
UF	Chandler 51 FG
UF	Graham 36 run (Chandler kick)
UM	Williams 19 pass from Dorsey (Sievers kick)
UM	Davenport 2 pass from Dorsey (Sievers kick)
UF	Chandler 26 FG
UM	Sievers 29 FG
UM	Davenport 3 run (Sievers kick)

NATIONAL CHAMPIONS

2002 ROSE BOWL

MIAMI 37, NEBRASKA 14

JANUARY 3, 2002 • PASADENA, CALIF.

Miami lowered the boom on the Nebraska Cornhuskers in a decisive 37-14 victory in the 88th Rose Bowl game for the National Championship. Miami's 12-0 season was capped by a performance indicative of much of the Hurricanes' season, as UM piled up a huge halftime lead and cruised to the victory. The top-ranked Hurricanes



BOWL GAME RECAPS

used three touchdown passes by **Ken Dorsey** to build a big early lead. **Andre Johnson** caught seven passes for 199 yards and two scores for the Hurricanes, who laid claim to their first national title since 1991. Dorsey and Johnson shared MVP honors and were helped by **Clinton Portis**, who carried 20 times for 104 yards and a score. Dorsey completed 22-of-35 passes for 362 yards, including 258 in the first half.

SCORING

(1) Miami	7	27	0	3	37
(4) Nebraska	0	0	7	7	14

UM	Johnson 49 pass from Dorsey (Sievers kick)
UM	Portis 39 run (Sievers kick)
UM	Lewis 47 interception return (Sievers kick)
UM	Shockey 21 pass from Dorsey (kick failed)
UM	Johnson 8 pass from Dorsey (Sievers kick)
NU	Davies 16 run (Brown kick)
NU	Groce 71 punt return (Brown kick)
UM	Sievers 37 FG

2003 FIESTA BOWL

OHIO STATE 31, MIAMI 24 (2OT)

JANUARY 3, 2003 • TEMPE, ARIZ.

Miami's 34-game winning streak came to an end as Ohio State defeated the Hurricanes 31-24 in double overtime to win the Fiesta Bowl and the BCS National Championship. Maurice Clarett scored his second touchdown on a five-yard run in the second overtime. Craig Krenzel had a pair of touchdown runs for the Buckeyes (14-0), who ended Miami's winning streak — the sixth-longest in college football history — in a game of high drama that was prolonged by a controversial pass interference call. It was the first-ever overtime in a BCS title game, despite Miami turning the ball over five times and losing **Willis McGahee** to a knee injury in the fourth quarter. On the final play of regulation, **Todd Sievers** kicked a 40-yard field goal to tie it at 17-17. **Kellen Winslow Jr.** caught a seven-yard TD pass from **Ken Dorsey** in the first overtime. On 4th-and-goal from the 5, **Glenn Sharpe** batted away a pass intended for Chris Gamble. Miami began its celebration, but Sharpe was flagged for pass interference. Krenzel then scored on a one-yard run and Miami was stopped in the second

overtime.

SCORING

(2) Ohio State	0	14	3	0	14	31
(1) Miami	7	0	7	3	7	24

UM	Parrish 25 pass from Dorsey (Sievers kick)
OSU	Krenzel 1 run (Nugent kick)
OSU	Clarett 1 run (Nugent kick)
OSU	Nugent 44 FG
UM	McGahee 9 run (Sievers kick)
UM	Sievers 40 FG
UM	Winslow 7 pass from Dorsey (Sievers kick)
OSU	Krenzel 1 run (Nugent kick)
OSU	Clarett 5 run (Nugent kick)

2004 FEDEX ORANGE BOWL

MIAMI 16, FLORIDA STATE 14

JANUARY 2, 2004 • MIAMI, FLA.

Ninth-ranked Miami used all its energy to take a tense 16-14 victory over eighth-ranked Florida State in the FedEx Orange Bowl at Pro Player Stadium, riding big performances by **Jarrett Payton** and **Jon Peattie** and a big play by **D.J. Williams**. The Hurricanes (11-2) defeated the Seminoles (10-3) for the fifth straight time, benefiting from a crucial missed field goal for the fifth time in the scintillating series since 1991. Xavier Beitia, who was wide left on a potential game-winning 43-yard field goal in the previous year's loss at Miami, was wide right on a 39-yarder with five and a half minutes to go. Payton, who victimized FSU for 97 yards and a TD catch in a win in October, ran for 131 on 22 carries to earn MVP honors. Peattie's career-best 51-yard field goal early in the third quarter was the only scoring in a grueling second half.

SCORING

(9) Miami	3	10	3	0	16
(8) Florida State	0	14	0	0	14



BOWL GAME RECAPS

UM	Peattie 32 FG
FSU	Booker 9 pass from Rix (Beitia kick)
FSU	Henshaw 7 pass from Rix (Beitia kick)
UM	T. Moss 3 run (Peattie kick)
UM	Peattie 44 FG
UM	Peattie 51 FG

2004 CHICK-FIL-A PEACH BOWL

MIAMI 27, FLORIDA 10

DECEMBER 31, 2004 • ATLANTA, GA.

The Miami Hurricanes settled for the state title in the Chick-fil-A Peach Bowl. **Devin Hester** returned a blocked field goal 78 yards for a touchdown, **Roscoe Parrish** returned a punt 72 yards for a score and the No. 14 Hurricanes beat No. 20 Florida, 27-10, at the Georgia Dome. UM earned a third consecutive "state title" by beating Florida and Florida State in the same season and extended its winning streak against the Gators to six games. **Brock Berlin** finished 13-of-23 for 171 yards. Miami's special teams and defense did the most damage on New Year's Eve. After a blocked punt, UM's **Thomas Carroll** blocked Matt Leach's 32-yard field goal try. Hester picked up the loose ball and sprinted the other way for a score. **Jon Peattie** also nailed a 47-yarder to give the Canes a 10-3 lead. Miami forced Florida to punt on the ensuing possession, and Parrish caught the linedrive kick and ran untouched up the seam for a 72-yard score.

SCORING

(20) Florida	0	3	7	0	10
(14) Miami	7	10	7	3	27

UM	Hester 78 blocked field goal return (Peattie kick)
UF	Leach 34-yard field goal
UM	Peattie 47-yard field goal
UM	Parrish 72 punt return (Peattie kick)
UM	Moore 20 pass from Berlin (Peattie kick)
UF	Cornelius 45 pass from Leak (Leach kick)
UM	Peattie 32-yard field goal

2005 CHICK-FIL-A PEACH BOWL

LSU 40, MIAMI 3

DECEMBER 30, 2005 • ATLANTA, GA.

Making his first-career start, Matt Flynn threw for two touchdowns as No. 10 LSU defeated No. 9 Miami, 40-3, in the Chick-fil-A Peach Bowl. Flynn spearheaded a 17-point outburst in the second quarter with touchdown passes of 51 yards and four yards that gave the Tigers (11-2) a 20-3 advantage at the break. He completed 13-of-22 passes for 196 yards without a turnover. On Miami's first possession, **Devin Hester** lined up at tailback and receiver and also took a direct snap at quarterback. Hester had two catches for 40 yards and six carries for 24 yards. Hester had a 24-yard run on the possession to set up a field goal. **Jon Peattie** kicked a 21-yard field goal to open the scoring in the first quarter for Miami.

SCORING

(9) Miami	3	0	0	0	3
(10) LSU	3	17	14	6	40

UM	Peattie 21 FG
LSU	Jackson 37 FG
LSU	Davis 51 pass from Flynn (David kick)
LSU	Jackson 47 FG
LSU	Addai 4 pass from Flynn (David kick)
LSU	Addai 6 run (David kick)
LSU	Hester 1 run (David kick)
LSU	David 35 FG
LSU	Jackson 50 FG

2006 MPC COMPUTERS BOWL

MIAMI 21, NEVADA 20

DECEMBER 31, 2006 • BOISE, IDAHO

Kirby Freeman threw for 272 yards and two long touchdowns and ran for another score, **Chavez Grant** made a game-saving interception with 18 seconds left and the Hurricanes sent departing coach **Larry Coker** out with a dramatic 21-20 win over Nevada in the MPC Computers Bowl. Freeman threw a 78-yard touchdown pass to **Sam Shields** with 5:59 left in the third quarter to break what was a 14-14 tie and put the Hurricanes (7-6) ahead for good. Freeman also had a 52-yard pass to **Ryan Moore** late in the first half. Shields caught four passes for 101



BOWL GAME RECAPS

yards for Miami, while Moore made only two catches, but finished with 96 yards for the Hurricanes.

SCORING

Miami	7	7	7	0	21
Nevada	2	9	3	6	20

UM	Freeman 1 run (Peattie kick)
NEV	Team safety (Freeman intentional grounding EZ)
NEV	Mitchell 27 from Rowe (Rowe run failed)
UM	R. Moore 52 from Freeman (Peattie kick)
NEV	Jaekle 33 FG
NEV	Jaekle 31 FG
UM	Shields 78 pass from Freeman (Peattie kick)
NEV	Jaekle 44 FG
NEV	Jaekle 40 FG

2008 EMERALD BOWL

CAL 24, MIAMI 17

DECEMBER 27, 2008 • SAN FRANCISCO, CALIF.

Zack Follett forced a fumble by **Jacory Harris** deep in Miami territory with 3:28 left and Anthony Miller scored the go-ahead touchdown on his first career catch moments later in California's 24-17 victory in the Emerald Bowl. Jahvid Best rushed for a bowl-record 186 yards and two touchdowns, yet the Golden Bears (9-4) still needed a big defensive play and an unlikely hero to hold off the Hurricanes (7-6) in front of a Bay Area crowd teeming with screaming Cal fans. Harris played well in the freshman's second career start, going 25-of-41 for 194 yards and two TDs. **LaRon Byrd** and **Thearon Collier** caught Harris' scoring passes for Miami, which tied it on **Matt Boshers** 22-yard field goal with 9:13 to play.

SCORING

Miami	0	7	7	3	17
Cal	14	0	3	7	24

CAL	Best 1 run (Tavecchio kick)
CAL	Best 42 run (Tavecchio kick)
UM	Byrd 9 pass from Harris (Boshers kick)
UM	Collier 6 pass from Harris (Boshers kick)
CAL	Tavecchio 23 FG
UM	Boshers 22 FG
CAL	Miller 2 pass from Longshore (Tavecchio kick)

2009 CHAMPS SPORTS BOWL

WISCONSIN 20, MIAMI 14

DECEMBER 30, 2009 • ORLANDO, FLA.

John Clay had 121 yards rushing and two touchdowns, powering No. 24 Wisconsin past No. 14 Miami 20-14 in the Champs Sports Bowl. Scott Tolzien threw for 260 yards and Montee Ball added 61 yards rushing for the Badgers. Miami's **Jacory Harris** struggled before throwing a touchdown pass to **Thearon Collier** with 1:22 remaining. The Hurricanes recovered the onside kick, but Harris threw incomplete on fourth down to end any hope of a comeback. Harris, who threw for 188 yards, was slowed by an injured right thumb, a brace around his left leg and a Badgers team that smothered him with five sacks. Wisconsin's running game helped it hold the ball for nearly 40 minutes, leaving little time for Miami to work.

SCORING

(15) Miami	7	0	0	7	14
(25) Wisconsin	7	10	0	3	20

UM	Cooper 16 run (Boshers kick)
UW	Clay 3 run (Welch kick)
UW	Clay 3 run (Welch kick)
UW	Welch 37 FG
UW	Welch 29 FG
UM	Collier 14 pass from Harris (Boshers kick)

2010 HYUNDAI SUN BOWL

NOTRE DAME 33, MIAMI 17

DECEMBER 31, 2010 • EL PASO, TEXAS

Freshman QB Tommy Rees passed for 201 yards and two touchdowns to Michael Floyd as Notre Dame beat Miami, 33-17, in the Sun Bowl. Notre Dame (8-5) reached the end zone on three of its first four possessions. The Hurricanes trailed, 30-3, going into the fourth quarter. Miami scored twice in the fourth quarter when **Stephen Morris** threw a 6-yard TD pass to **Leonard Hankerson** and a 42-yard scoring play to **Tommy Streeter**, but it was too late by then. The Canes trailed, 27-0, late in the first half and the player with the most catches from a Hurricanes quarterback was Irish safety Harrison Smith,



BOWL GAME RECAPS

who intercepted three passes.

SCORING

Notre Dame	14	13	3	3	33
Miami	0	3	0	14	17

ND	Floyd 3 pass from Rees (Ruffer kick)
ND	Floyd 34 pass from Rees (Ruffer kick)
ND	Wood 34 run (Ruffer kick)
ND	Ruffer 40 FG
ND	Ruffer 50 FG
UM	Bosher 47 FG
ND	Ruffer 19 FG
UM	Hankerson 6 pass from Morris (Bosher kick)
UM	Streeter 42 pass from Morris (Bosher kick)
ND	Tausch 34 FG

2013 RUSSELL ATHLETIC BOWL

LOUISVILLE 36, MIAMI 9

DECEMBER 28, 2013 • ORLANDO, FLA.

Teddy Bridgewater threw three touchdowns and ran for another score to lead No. 18 Louisville to a 36-9 win over future ACC rival Miami. Bridgewater threw for a career-high 447 yards on 35-of-45 passing. Miami opened the game with a bang, as **Deon Bush** sacked Bridgewater in the end zone for a safety. After that, Louisville reeled off 36 unanswered points. Freshman RB **Gus Edwards** rushed for a team-high 38 yards and a touchdown, while QB **Stephen Morris** completed 12-of-27 passes for 160 yards and was sacked four times in his final game in a Miami uniform.

SCORING

Miami	2	0	0	7	9
(18) Louisville	6	16	7	7	36

UM	Bush safety
UL	Wallace 36 FG
UL	Wallace 43 FG
UL	Wallace 42 FG
UL	Parker 26 pass from Bridgewater (Wallace kick)
UL	Harris 12 pass from Bridgewater (Wallace kick)
UL	Perry 24 pass from Bridgewater (Wallace kick)
UL	Bridgewater 1 run (Wallace kick)
UM	Edwards 2 run (Goudis kick)

2014 INDEPENDENCE BOWL

SOUTH CAROLINA 24, MIAMI 21

DECEMBER 27, 2014 • SHREVEPORT, LA.

Duke Johnson rushed for 132 yards and added another 51 yards on five receptions but Miami fell to South Carolina, 24-21, in the Duck Commander Independence Bowl. Johnson's performance tied him with Clinton Portis and Edgerrin James for the most career 100-yard games with 14. Miami's **Brad Kaaya** threw for 236 yards, one touchdown and one interception.

SCORING

Miami	3	3	8	7	21
South Carolina	0	17	0	7	24

UM	Badgley 27 FG
UM	Badgley 26 FG
SC	Cooper 78 pass from Thompson (Fry kick)
SC	Davis 15 pass from Thompson (Fry kick)
SC	Fry 32 FG
UM	Edwards 3 run (Lewis pass from Kaaya)
SC	Thompson 2 run (Fry kick)
UM	Dorsett 11 pass from Kaaya (Badgley kick)

2015 HYUNDAI SUN BOWL

WASHINGTON STATE 20, MIAMI 14

DECEMBER 26, 2015 • EL PASO, TEXAS

Luke Falk threw two touchdown passes to lead Washington State to a 20-14 victory over Miami in the snowy Sun Bowl. Washington State led 20-7 at the half and looked in total control, limiting Miami to three first downs over the second and third quarters. The Hurricanes rallied in a blizzard in the fourth. **Braxton Berrios'** 60-yard end-around run set up **Mark Walton's** 5-yard scoring run that cut it to 20-14 with 13:10 left. The Cougars, the top passing team in the nation during the regular season, were shut out in the second half, leaving it to their defense to wrap up the victory. After a Cougars punt, the Hurricanes were at the Washington State 28, but an end-over-end halfback pass from **Joe Yearby** was intercepted by Shalom Lunai with 2:58 to play to seal it for Washington State. **Brad Kaaya** was 17-of-30 for 219 yards with one interception. He appeared to give



BOWL GAME RECAPS

the Hurricanes a 14-7 lead in the second quarter when he connected in the end zone with receiver **Rashawn Scott**, but the ball came out of Scott's hands and was intercepted by Peyton Pelluer.

SCORING

Miami	7	0	0	7	14
Washington St.	7	13	0	0	20

WSU	Morrow 31 pass from Falk (Powell kick)
UM	Coley 4 pass from Kaaya (Badgley kick)
WSU	Powell 30 FG
WSU	Marks 25 pass from Falk (Powell kick)
WSU	Powell 25 FG
UM	Walton 5 run (Badgley kick)

2016 RUSSELL ATHLETIC BOWL

MIAMI 31, WEST VIRGINIA 14

DECEMBER 28, 2016 • ORLANDO, FLA.

In dire need of some offense and with his team trailing West Virginia early in the Russell Athletic Bowl, University of Miami head coach Mark Richt called a simple hitch route to open the Hurricanes' seventh offensive series. Freshman wide receiver **Ahmmmon Richards** caught a pass and blew by four defenders for a 51-yard touchdown, jumpstarting a dominant stretch by Russell Athletic Bowl MVP **Brad Kaaya** that propelled Miami to its first bowl win since 2006, 31-14 over West Virginia. After Kaaya hit Richards, 48,625 fans watched the junior complete 18 of his next 20 passes, a streak that included a Miami bowl record-tying four touchdown passes. The Hurricanes (9-4) offense had strung together six straight three-and-outs and totaled just 31 yards over their first six drives, but something clicked for Miami after the Richards touchdown. Miami scored points on five straight possessions, including touchdown passes from Kaaya to **Malcolm Lewis**, **Braxton Berrios** and **David Njoku**. Kaaya's four touchdown passes matched Craig Erickson's performance in the 1991 Cotton Bowl.

SCORING

West Virginia	7	0	7	0	14
Miami	0	21	10	0	31

WVU	McKoy 6 run (Molina kick)
UM	Richards 51 pass from Kaaya (Badgley kick)
UM	Lewis 3 pass from Kaaya (Badgley kick)
UM	Berrios 26 pass from Kaaya (Badgley kick)
UM	Njoku 23 pass from Kaaya (Badgley kick)
WVU	Howard 4 run (Molina kick)
UM	Badgley 30 FG

2017 CAPITAL ONE ORANGE BOWL

WISCONSIN 34, MIAMI 24

DECEMBER 30, 2017 • MIAMI GARDENS, FLA.

In a battle of two teams with outstanding defenses, few could have predicted a game that would feature 58 combined points scored. But an unexpected back-and-forth shootout is exactly what happened at Hard Rock Stadium, as the No. 6 Wisconsin Badgers outscored the No. 10 Miami Hurricanes, 34-24, to win the 2017 Capital One Orange Bowl. Miami (10-3, 7-1 ACC) entered the game looking to run the ball effectively and limit the Wisconsin (13-1, 12-0 Big Ten) ground game and they accomplished both. The Hurricanes totaled 377 yards of offense, including 174 rushing yards. The Badgers had allowed 150 rushing yards or fewer in 12 of 14 games this season. The Canes also held Wisconsin to just 142 rushing yards after the Badgers averaged 229 rushing yards per game this season. But Miami could not find a solution for Wisconsin quarterback Alex Hornibrook, who threw for 258 yards and four touchdowns en route to game MVP honors. **DeeJay Dallas** and **Travis Homer** each scored rushing touchdowns for the Hurricanes, while **Lawrence Cager** hauled in a 38-yard scoring strike. The loss dropped Miami's all-time Orange Bowl record to 6-4.

SCORING

Wisconsin	3	21	3	7	34
Miami	14	0	7	3	24



BOWL GAME RECAPS

WIS	Gaglianone 35 FG
UM	Homer 5 run (Badgley kick)
UM	Dallas 39 run (Badgley kick)
WISC	Davis 20 pass from Hornibrook (Gaglianone kick)
WISC	Taylor 16 pass from Hornibrook (Gaglianone kick)
WISC	Davis 5 pass from Hornibrook (Gaglianone kick)
UM	Cager 38 pass from Rosier (Badgley kick)
WISC	Gaglianone 47 FG
UM	Badgley 41 FG
WISC	Davis 6 pass from Hornibrook (Gaglianone kick)

2018 NEW ERA PINSTRIPE BOWL

WISCONSIN 35, MIAMI 3

DECEMBER 27, 2018 • NEW YORK, N.Y.

The Canes faced the Badgers in a bowl game for the second straight year and were hungry to avenge their 2017 loss to Wisconsin in the Capital One Orange Bowl. But Badgers' All-American running back Jonathan Taylor posted a 205-yard rushing performance and Wisconsin's defense forced five turnovers to ensure a 35-3 victory at Yankee Stadium. The Badgers wasted little time showing they meant business, driving 65 yards in just 3:04 to take a lead in the first quarter. UW doubled its momentum when the Badgers' Eric Burrell picked off Miami quarterback **Malik Rosier** on the Canes' first play from scrimmage and returned the ball to the UM 7. One play later, Taylor made it 14-0. The Canes continued to shine defensively. With their second sack of the night, a four-yard loss by **Michael Pinckney**, Miami set the single-season record for tackles for loss in a season. The Canes finished with 10 tackles for loss on the night and closed out the season with a school record 136 TFLs. Miami's previous record of 130 was set in 1999.

SCORING

Miami	3	0	0	0	3
Wisconsin	14	0	7	14	35

UW	Pryor 35 pass from Coan (Gaglianone kick)
UW	Taylor 7 run (Gaglianone kick)
UM	Baxa 33 yd field goal
UW	Ingold 2 run (Gaglianone kick)
UW	Coan 7 run (Gaglianone kick)

UW	Deal 1 run (Gaglianone kick)
----	------------------------------

2019 WALK-ON'S INDEPENDENCE BOWL

LOUISIANA TECH 14, MIAMI 0

DECEMBER 26, 2019 • SHREVEPORT, LA.

The Miami Hurricanes fell short in a defensive battle at the 2019 Walk-On's Independence Bowl, 14-0. The game featured a combined 18 punts between both teams, with each side punting the ball nine times to set new Independence Bowl records. The two teams also forced four turnovers and combined for seven sacks and nine tackles for loss, showing that offensive success was hard to come by. ACC Freshman of the Year **Gregory Rousseau** came up with a nine-yard sack on third and 31 to force a punt by the Bulldogs in the first quarter. The sack by Rousseau was his 15th of the year. Team captain **Shaquille Quarterman** made his UM record 52nd career start and finished the game with 11 tackles. Freshman **Sam Brooks** had a team-high 12 tackles and 0.5 TFLs in his first career start. Leading 7-0 late in the contest, the Bulldogs solidified the victory with 1:15 remaining in the game, with QB J'Mar Smith rushed into the end zone from eight yards out to put Louisiana Tech up by 14 points. With the win, the Bulldogs secured their first 10-win season since 1984.

SCORING

Louisiana Tech	0	7	0	7	14
Miami	0	0	0	0	0

LT	Tucker 26 yd pass from Smith (Hale kick)
LT	Smith 8 yd rush (Hale kick)

2020 CHEEZ-IT BOWL

OKLAHOMA STATE 37, MIAMI 34

DECEMBER 29, 2020 • ORLANDO, FLA.

A resilient Miami team battled back from a three-touchdown deficit, but could not overcome the early Oklahoma State lead in a 37-34 loss in the 2020 Cheez-It Bowl. Miami (8-3) got on the board in the second quarter when **D'Eriq King** threw a 10-yard touchdown pass to **Brevin Jordan**. But King left with



a right knee injury with 4:06 remaining in the first half. The Hurricanes rallied behind backup quarterback **N’Kosi Perry**, who threw for 228 yards and two touchdowns. **Cam’Ron Harris’** 42-yard touchdown run made it 21-19 in the third quarter, but Jordan came up short on the 2-point conversion. Perry’s 5-yard TD pass to **Michael Harley** helped the Hurricanes close to 37-34 with 5:39 left. But he misfired on six of his final nine passes, and his 6-yard pass to **Michael Parrott** was not enough to convert a fourth-and-9 with under two minutes remaining.

SCORING

Oklahoma St.	21	0	3	13	37
Miami	0	10	9	15	34

- OSU Presley 30 pass from Sanders (Pohl kick)
- OSU Brown 2 run (Pohl kick)
- OSU Presley 32 pass from Sanders (Pohl kick)
- UM Jordan 10 pass from King (Borregales kick)
- UM Borregales 22 FG
- UM Harris 42 run (two-point conversion failed)
- OSU Pohl 26 FG
- OSU Stoner 5 pass from Sanders (Pohl kick)
- UM Jordan 1 pass from Perry (Borregales kick)
- OSU Presley 16 pass from Sanders (PAT failed)
- UM Harley 5 pass from Perry (Few run for 2PT)





COLLEGE / PRO FOOTBALL HALL OF FAME



JIM OTTO

PRO FOOTBALL HALL OF FAME INDUCTEE (1980)
CENTER (1957-59)

The Wausau, Wis., native was awarded the NFL's most prestigious honor his first year of eligibility in 1980 and was the first Hurricanes player so honored...a two-year starter for the Hurricanes (1958-59), Otto went on to one of the most prolific careers in the history of pro football...made his jersey number 00 famous through 210 consecutive starts and 308 total games (both team records) for the AFL and NFL Oakland Raiders...earned All-Pro all 10 seasons of the AFL's existence (1960-69) and was chosen All-AFC...played in the NFL Pro Bowl the first three seasons after the leagues merged.



TED HENDRICKS

PRO FOOTBALL HALL OF FAME INDUCTEE (1990)
COLLEGE FOOTBALL HALL OF FAME INDUCTEE (1987)
DEFENSIVE END (1966-68)

The only Hurricane to have his number retired at UM and be inducted into both the Pro and College Football Halls of Fame...was the first UM player selected to the College Football Hall of Fame, entering the Hall in 1986...Miami's only three-time All-American (1966, 1967, 1968)...placed fifth in Heisman Trophy voting in 1968...the "Mad Stork" came out of the University of Miami and immediately became a force in the NFL...switched from defensive end to linebacker and spent five years with the Baltimore Colts, one with

the Green Bay Packers and nine with the Oakland/Los Angeles Raiders...Hendricks played on four Super Bowl championship teams: the 1970 Colts, 1976 and 1980 Oakland Raiders and 1983 Los Angeles Raiders...the second Hurricanes player to receive pro football's highest honor, Hendricks was inducted into the Hall in 1990.




JIM KELLY

PRO FOOTBALL HALL OF FAME INDUCTEE (2002)
QUARTERBACK (1979-82)

East Brady, Pa., native was one of the key players in the rejuvenation of the University of Miami football program...engineered milestone victories over Penn State (1979, 1981) and Notre Dame (1981), along with UM's 1980 Peach Bowl win over Virginia Tech...played in the NFL from 1986 to 1996 with the Buffalo Bills after three seasons with the USFL's Houston Gamblers (1983-85)...selected by the Bills in the first round (14th player overall) of the 1983 NFL draft...joined the Bills in 1986...became the fourth-fastest quarterback in NFL history to reach 30,000 yards passing...passed for more than 3,000 yards in a season eight times...mastered the no-huddle offense that became a Bills' trademark...led Buffalo to an unprecedented four straight Super Bowl appearances...at the time of his retirement, his 84.4 passer rating ranked sixth all-time, his 35,467 career passing yards ranked 10th, his 2,874 completions ranked eighth, and his 237 touchdowns ranked 13th...led the NFL in passing in 1990, posting a 101.2 passer rating, only the fifth quarterback to maintain a rating over 100...led the AFC in passing in 1991...named to five Pro Bowls...All-Pro in 1991, All-Pro second team in 1990 and 1992...Inducted into the Pro Football Hall of Fame in 2002.



COLLEGE / PRO FOOTBALL HALL OF FAME



JACK HARDING

COLLEGE FOOTBALL HALL OF FAME INDUCTEE (1980)

HEAD COACH (1937-42, 1945-47)

Came to Miami as athletics director and head coach in 1937 and became UM's first football legend...compiled a record of 54-32-3 in nine seasons, surrounding a two-year stint in the Navy during World War II...moved the Hurricanes to major college status and gained a reputation as a nationally respected coach and administrator...served 26 years as athletics director at Miami until his death in 1963...inducted in the Hall of Fame in 1980.




ANDY GUSTAFSON

COLLEGE FOOTBALL HALL OF FAME INDUCTEE (1985)

HEAD COACH (1948-63)

Led UM to a 93-65 record in 16 seasons as head coach in what became known as "The Glory Years" of Hurricane football...developed the "Drive Series" belly option, considered the forerunner of the veer and wishbone offenses...his teams went to four bowl games and nine players earned first team All-America status...inducted into the College Football Hall of Fame in 1985.



DON BOSSELER

COLLEGE FOOTBALL HALL OF FAME INDUCTEE (1990)

RUNNING BACK (1953-56)

Former Hurricane All-American (1956), Bosseler joined his old Miami coach, Andy Gustafson in the Hall...Bosseler led his team to an 8-1-1 record and No. 6 ranking in 1956, UM's highest ranking until the 1983 National Championship...he was not only an All-American, but he was the team captain, voted the outstanding player in Florida, the Senior Bowl MVP and picked for the College All-Star game...the Washington Redskins drafted him in the first round in 1957 and he gained 3,112 yards over an eight-year career...gained 1,642 yards rushing in his UM career...inducted into the Hall of Fame in 1990.



BENNIE BLADES

COLLEGE FOOTBALL HALL OF FAME INDUCTEE (2006)

SAFETY (1985-87)

Named first-team All-America in both 1986 and 1987 by both Associated Press and United Press International, adding honors as a senior in 1987 from Kodak, The Sporting News, the Walter Camp Foundation and the Football Writers Association of America...received the Jim Thorpe Award as college football's best defensive back in 1987, when he led UM to the national championship and a 12-0 record...as a senior, made 124 tackles, intercepted five passes and was named a



COLLEGE / PRO FOOTBALL HALL OF FAME

consensus All-American...ended his UM career as the school's all-time leader with 19 interceptions and 305 interception return yards (both since broken)...also set school records for most consecutive games with an interception (five), total tackles by a safety (286), and unassisted tackles by a safety (155)...led the nation in interceptions in 1986 (0.91 per game)...was a first-round draft choice of the Detroit Lions (the third pick overall) in the 1988 NFL Draft.



ARNOLD TUCKER

COLLEGE FOOTBALL HALL OF FAME INDUCTEE (2008)
QUARTERBACK (MIAMI 1943, ARMY 1944-46)

Played for the University of Miami in 1943...part of three national championship teams with Army (1944-46)... was undefeated at Army, leading his fellow cadets to an unparalleled 27-0-1 record during his career...Earned All-America honors in 1946...passed for 1,127 yards and 10 touchdowns in his three-year campaign...later served in numerous capacities for both the Army and Air Force, including Deputy Chief of Operations for the 5th AF in Japan from 1968-1970 and Commanding Officer of the 16th Special Operations Squadron in Thailand in 1970... from 1971-74, Tucker acted as Commanding Officer of the Army ROTC program at the University of Miami...he retired as a Lieutenant Colonel and presently lives in the Miami area.



MICHAEL IRVIN

PRO FOOTBALL HALL OF FAME INDUCTEE (2007)
WIDE RECEIVER (1985-87)

Three-time Super Bowl champion and leader of UM's 1987 national championship team ... One of the elite receivers in Dallas Cowboys and NFL history ... Cowboys' first-round pick in 1988, the 11th player overall ... Played 12 seasons ... Selected to five straight Pro Bowls (1991-95) ... Led the NFL with 1,523 yards on 93 receptions in 1991 ... Recorded 1,000-yard seasons in all but one year from 1991-98 ... Set an NFL record with 11 100-yard games in 1995...Totaled 750 receptions for 11,904 yards and 65 touchdowns ... Had 47 100-yard games ... Named to NFL's All-Decade Team of the 1990s ... Teamed with quarterback Troy Aikman and running back Emmitt Smith to give the Cowboys' three of the top play-makers in pro football ... Won back-to-back Super Bowls over the Buffalo Bills (XXVII and XXVIII) and over the Pittsburgh Steelers (XXX) ... Had his finest season in 1995 with 111 receptions for 1,603 yards and 10 touchdowns ... Fort Lauderdale native who attended St. Thomas Aquinas High School ... Inducted into the Pro Football Hall of Fame in 2007.



COLLEGE / PRO FOOTBALL HALL OF FAME



GINO TORRETTA

COLLEGE FOOTBALL HALL OF FAME INDUCTEE (2009)

QUARTERBACK (1989-92)

Selected for induction into the College Football Hall of Fame by the National Football Foundation and College Hall of Fame on April 30, 2009 ... Fifth Miami player to be selected into the Hall, joining former Canes Bennie Blades (2006), Arnold Tucker (2008), Don Bosseler (1990) and Ted Hendricks (1987) ... Member of the 1989 and 1991 national championship teams ... Awarded unanimous First Team All-America honors and the Heisman Trophy in addition to the Davey O'Brien, Johnny Unitas Golden Arm, Maxwell and Walter Camp awards as a senior in 1992 ... Finished his Miami career with 11 school passing records, including career attempts (991), completions (555), yards (7,690), total offense (7,772), longest pass (99 yards to Horace Copeland vs. Arkansas, an NCAA record) and most passing yards in a game (485 vs. San Diego State) ... A 2008 Ring of Honor inductee ... Led Miami to a 26-2 record as a starter and was part of Miami's NCAA record 58-game home winning streak.



RUSSELL MARYLAND

COLLEGE FOOTBALL HALL OF FAME INDUCTEE (2011)

DEFENSIVE TACKLE (1987-90)

Maryland was a member of Miami's 1987 and 1989 National Championship teams ... Most prolific work came as senior in 1990 ... During final season with Canes, he

recorded 96 tackles (54 solo), including 10.5 quarterback sacks, seven tackles for losses and 19 quarterback pressures ... Also forced five fumbles and broke up two passes ... Became first Hurricane to win 1990 Outland Trophy, given to best defensive lineman in college football ... Also a unanimous All-America selection and named UPI Lineman of the Year ... Best game came in 1991 Cotton Bowl against Texas ... Recorded three sacks for loss of 28 yards and nine tackles, while Hurricanes' defense caused five Longhorn turnovers, each leading to UM touchdowns ... Finished college career with 279 tackles, 25 tackles for losses and 20.5 quarterback sacks ... Jack Harding Most Valuable Player Award winner in 1990 and led Hurricanes to four consecutive bowl berths, two national championships and overall record of 45-3-0 during career ... In 1991 NFL Draft, Maryland was selected as first overall pick by Dallas Cowboys ... Pro Bowl selection in 1993 and won three Super Bowls with Cowboys in 1992, 1993 and 1995 ... Played professionally for nine years with Cowboys (1991-95), Oakland Raiders (1996-99) and Green Bay Packers (2000).



CORTEZ KENNEDY

PRO FOOTBALL HALL OF FAME INDUCTEE (2012)

DEFENSIVE TACKLE (1988-89)

Fifth Hurricane player to be enshrined in Canton, joining Jim Otto (1980), Ted Hendricks (1990), Jim Kelly (2002) and Michael Irvin (2007) ... Kennedy registered 58 sacks and scored one touchdown on fumble recovery in his 11-season career with the Seattle Seahawks ... No. 3 overall pick in the 1990 NFL Draft, Kennedy had a streak of 116 games played, earned selection to eight Pro Bowls (1992-97, 1999, 2000) and missed just nine games out of a possible 176 in his career ... As a senior defensive tackle in 1989, he emerged as a dominant force on what



COLLEGE / PRO FOOTBALL HALL OF FAME

many considered to be the nation's top defensive line unit ... Kennedy started all 12 games and his tenacious defense helped lead UM to a 11-1 season, a victory in the Sugar Bowl over Alabama and the 1989 National Championship ... Earned second-team AP All-American honors.




JIMMY JOHNSON

COLLEGE FOOTBALL HALL OF FAME INDUCTEE (2012)

PRO FOOTBALL HALL OF FAME INDUCTEE (2020)

HEAD COACH (1984-88)

Johnson was ninth Miami Hurricane inducted into College Football Hall of Fame and the third coach from the Hurricanes to be enshrined ... Selected to Pro Football Hall of Fame in 2019 ... In his five seasons at UM (1984-88), Johnson compiled a 52-9 record and guided the Canes to the 1987 National Championship ... Miami went a perfect 12-0 in 1987 and defeated six nationally ranked teams, including a 20-14 victory over then-No. 1 Oklahoma in the Orange Bowl ... Including his five seasons as the head coach of Oklahoma State, Johnson's career collegiate record stands at 81-34-3 ... Johnson left Miami after the 1988 season to replace the legendary Tom Landry as head coach of the Dallas Cowboys... His five-year stay in Dallas culminated with back-to-back Super Bowl wins in 1992 and 1993... Johnson is one of just six men to coach consecutive Super Bowl champions.



WARREN SAPP

PRO FOOTBALL HALL OF FAME INDUCTEE (2013)

DEFENSIVE TACKLE (1992-94)

Sixth Miami Hurricane enshrined in the Pro Football Hall of Fame ... Sapp spent 13 seasons in the NFL (198 games), playing for the Tampa Bay Buccaneers (1995-2003) and the Oakland Raiders (2004-07) ... A first-round pick (12th overall) by Tampa Bay in the 1995 NFL Draft, Sapp started for the Bucs en route to earning All-Rookie Team honors in 1995 ... Amassed 96.5 career sacks despite playing on interior of defensive line ... Named 1999 NFL Defensive Player of the Year after helping lead Tampa Bay to its first division title in 18 years ... A year later, he recorded a career-high 16.5 sacks in 2000. He led the Buccaneers to a 48-21 win over Oakland in Super Bowl XXXVII ... Second-team All-NFL selection in 1997 and 1998, he was selected to seven Pro Bowls and was named to the NFL's All-Decade Teams of the 1990s and 2000s ... Sapp finished his professional career with 569 tackles, 96.5 sacks, eight forced fumbles and four interceptions ... A two-time All-BIG EAST selection, Sapp was awarded the Bronko Nagurski Trophy (best defensive player), Rotary Lombardi Award (best lineman or linebacker) and the Bill Willis Award (best defensive lineman) in 1994 ... Earned BIG EAST Defensive Player of the Year honors the same year, finishing the season with 84 tackles, 10.5 sacks, four forced fumbles and three fumble recoveries.



COLLEGE / PRO FOOTBALL HALL OF FAME



VINNY TESTAVERDE

COLLEGE FOOTBALL HALL OF FAME INDUCTEE (2013)

QUARTERBACK (1982, 1984-86)

Seventh Miami Hurricane player (10th overall) inducted into College Football Hall of Fame ... One of the greatest quarterbacks in school history, Testaverde was Miami's first Heisman Trophy winner in 1986, while also winning the Walter Camp Player of the Year Award, Maxwell Award and Davey O'Brien Trophy ... Led the Hurricanes to three bowl berths, including the 1987 Fiesta Bowl, which determined the national champion ... A redshirt on Miami's 1983 national championship team ... Went 23-3 as a starter playing for legendary coaches Howard Schnellenberger and Hall of Famer Jimmy Johnson ... Tampa Bay selected Testaverde as the No. 1 overall selection in the 1987 NFL Draft ... Pro career spanned 21 seasons with seven different teams ... 1998 All-Pro and two-time Pro Bowl selection finished his NFL career seventh all-time in passing yards (46,233) and eighth in touchdowns (275).



RAY LEWIS

PRO FOOTBALL HALL OF FAME INDUCTEE (2018)

LINEBACKER (1993-95)

Seventh Hurricane enshrined in the Pro Football Hall of Fame...Named All BIG-EAST in 1994 and 1995...Voted Jack Harding MVP of the team after the 1995 season...Opted for NFL Draft and became

a first-round pick of the Baltimore Ravens...Twice named *Associated Press* Defensive Player of the Year (2000, 2003)...Became second player in league history to earn NFL Defensive Player of the Year and Super Bowl MVP in same season...Started at middle linebacker in four AFC Championship Games and two Super Bowls...Led Ravens in tackles 14 seasons (1996-2001, 2003-04, 2006-11)...Earned MVP honors in Ravens' 34-7 victory in Super Bowl XXXV...Named All-Pro eight times...Voted to 12 Pro Bowls...Selected to NFL All-Decade Team of 2000s...First player in NFL history with 40 sacks and 30 interceptions in a career...Recorded 41.5 career sacks and 31 interceptions returned for 503 yards and three touchdowns...Recovered a team-record 20 fumbles...Amassed franchise record 2,643 career tackles...Finished with 50 career takeaways, ranking second among linebackers since 1970 merger...



ED REED

COLLEGE FOOTBALL HALL OF FAME INDUCTEE (2018)

PRO FOOTBALL HALL OF FAME INDUCTEE (2019)

DEFENSIVE BACK (1998-2001)

Eighth Miami Hurricane player (11 overall) inducted into College Football Hall of Fame ... One of the greatest safeties in college football history, Reed twice earned first-team All-America honors while guiding the Hurricanes to a national championship in 2001...Led the Hurricanes to four consecutive bowl victories, ending career with perfect 12-0 record and 2001 national championship win over Nebraska...2001 BIG EAST Defensive Co-Player of the Year led Hurricanes to consecutive conference titles in 200 and 2001 and win over Florida in 2001 Sugar Bowl...A finalist for 2001 Jim Thorpe Award, Reed was a three-time All-BIG EAST selection, earning first-team honors in final two seasons...21 career interceptions



COLLEGE / PRO FOOTBALL HALL OF FAME

and 389 career interception return yards both stand as Miami and BIG EAST records...Had stretch of four straight games with at least one interception in both 2000 and 2001...Holds Miami school record with four interceptions returned for touchdowns...Teams compiled a 41-8 record in his four years at The U and he was a 2017 Miami Ring of Honor inductee.




EDGERRIN JAMES

PRO FOOTBALL HALL OF FAME INDUCTEE (2020)

RUNNING BACK (1996-1998)

Totaled 2,960 rushing yards and 32 rushing touchdowns in three seasons...Ranks fourth in career rushing yardage at Miami and second in career touchdowns...Averaged 128.7 rushing yards per game for career, second-best mark in program history...Tied for career lead with 14 100-yard rushing games...Has top two rushing games in Miami history: 299 yards on 39 attempts vs. UCLA in 1998 and 271 yards on 33 attempts at Boston College in 1997...Drafted in the first round (4th overall) of the 1999 NFL Draft by the Indianapolis Colts and was named the 1999 AP Offensive Rookie of the Year...Four-time Pro Bowl selection, two-time first-team All-Pro, two-time NFL rushing yards leader...Indianapolis Colts Ring of Honor selection...Ranks 13th in NFL history with 12,246 career rushing yards.



DENNIS ERICKSON

COLLEGE FOOTBALL HALL OF FAME INDUCTEE (2019)

HEAD COACH (1989-1994)

Coaching career was highlighted by two national titles at Miami...Led his teams to 12 bowl games and at least a share of six conference titles in 23 successful seasons...Posted a 63-9 record and an 87.5 winning percentage at Miami, which remains highest in school history...Only coach to win two national titles at Miami (1989, 1991)...His Hurricanes played in two other national championship games (1992, 1994)...1989 national title earned Erickson distinction of being only second Division I head coach to win national crown in first season at a school...1991 Miami squad would be named national champion after becoming the second team in school history to finish 12-0. Won conference coach of the year honors and guided the Canes to conference titles in three of four seasons after UM joined the BIG EAST in 1991...Boasted 35-1 home record, he led Miami to bowl games in all six seasons and the Canes never finished lower than No. 3 from 1989-1992...Became first coach to earn Pac-12 Coach of the Year honors at three different institutions.



DAN MORGAN

COLLEGE FOOTBALL HALL OF FAME INDUCTEE (2021)

LINEBACKER (1997-2000)

First player in history to sweep the three major defensive awards in one season, Morgan is Miami's all-time leading tackler with 532 career takedowns...Unanimous First Team All-American in 2000, Morgan took home the Bednarik, Butkus and Nagurski Awards after leading the Hurricanes to the BIG EAST



COLLEGE / PRO FOOTBALL HALL OF FAME

title, an 11-1 record and a No. 2 final ranking...The 2000 BIG EAST Defensive Player of the Year led Miami in tackles three times...A four-time All-BIG EAST selection, Morgan garnered first-team honors in 1997, 1999 and 2000 while claiming second team laurels in 1998... The 2000 Football News National Defensive Player of the Year was a four-year starter and a three-time captain, becoming the first sophomore in school history to receive the honor... Led Miami to three top-20 finishes and three consecutive postseason wins...His 45 consecutive starts were a school record at the time, and he was the first player in Hurricanes history to post 100 or more tackles every season of his career.



MARK RICHT

COLLEGE FOOTBALL HALL OF FAME INDUCTEE (2023)

HEAD COACH (2016-2018)

During 18 years as a head coach, established himself as one of top coaches in history of college football, winning nearly 72 percent of his games at Georgia and Miami and never failing to make the postseason. ..Became the fifth Hurricanes coach to enter the College Football Hall of Fame..One of only five coaches in FBS history to record 145 or more wins in first 15 seasons...At time of his retirement, ranked No. 48 in the NCAA record books on FBS all-time win list...Returned to his alma mater (where he played quarterback from 1979-82) and led Miami to a 26-13 record for the final three seasons of his career, securing three more bowl games, including one more NY6 bowl, the Orange Bowl in 2017...Two of his three teams posted top 20 finishes, the 2016 team at No. 20 and the 2017 team at No. 13...led Miami to 2017 ACC Coastal Division title, first division title since joining ACC, and was named both the ACC Coach of the Year and the Walter Camp Coach of the Year in 2017.

Coached 15 First Team All-Americans, 52 First Team All-Conference players, coached four NFF National Scholar-Athletes at Georgia and one at Miami.



BRYANT MCKINNIE

COLLEGE FOOTBALL HALL OF FAME INDUCTEE (2023)

OFFENSIVE LINE (2000-2001)

Overpowered and dominated his opponents during his career, never allowing a single sack during his entire college career and helping the 2001 Miami Hurricanes claim the national title...Unanimous First Team All-American in 2001...Claimed the 2001 Outland Trophy as the best interior lineman in the nation, and named the National Player of the Year by CNN.com while finishing eighth in 2001 Heisman Trophy voting...Canes went 23-1 during McKinnie's time in Coral Gables, and the team notched back-to-back postseason wins, beating Florida, 37-20, in the 2001 Sugar Bowl and claiming the national title with a 37-14 victory over Nebraska in the 2002 BCS National Championship Game at the Rose Bowl.



FIRST-TEAM ALL-AMERICANS

AL CARAPPELLA (T, 1950)

Miami's first first-team All-America selection by The Associated Press ... Converted fullback, Carapella became star on the defensive line.

JIM DOOLEY (HB, 1951)

First-team All-American by The Associated Press ... first player at Miami to have jersey retired (42) ... topped 1,000-yard rushing mark in UM career ... set UM bowl record with four interceptions vs. Clemson in 1952 Gator Bowl ... member of Gator Bowl Hall of Fame ... UM's first first-round NFL selection (Chicago Bears) ... Chicago Bears head coach from 1968-71 (20-36, .357).

NICK CHICKILLO (G, 1952)

First-team All-American by The Associated Press ... Standout player on both the offensive and defensive line while playing in the glory days of the early 1950s ... Regarded as one of the truly great 60-minute men in program history ... Driving force behind UM squads which split Orange Bowl Classic games with Clemson in 1950 and 1951 ... Three-year starter for the Canes.

FRANK McDONALD (E, 1954)

First-team All-American by *Sporting News* ... led Hurricanes in pass receiving in each of 1952-54 seasons ... finished UM career with 69 receptions for 855 yards seventh-round draftee of Baltimore Colts.

DON BOSSELER (FB, 1956)

First-team All-American by The Associated Press ... rushed for 1,642 yards which ranked second all-time at end of UM career ... first-round draftee of Washington Redskins in 1957 NFL Draft ... left Redskins after the 1964 season as Washington's all-time leading rusher (3,112 yards) ... inducted in College Football Hall of Fame in December 1990.

FRAN CURCI (QB, 1959)

First-team All-American by The Associated Press ... garnered Academic All-American honors ... had 1,328 yards in total offense as senior ... in 1959, completed 100 of 195 passes for 1,068 yards ... served as UM's head

football coach for 1971 and 1972 seasons ... member of Florida Sports Hall of Fame.

BILL MILLER (WR, 1960 & 1961)

Consensus All-American in 1961 ... First-team All-American by The Associated Press, United Press International, Newspaper Enterprise Association, *Sporting News*, Football Writers Association of America and American Football Coaches Association as senior ... became first UM junior to earn first-team All-America honors in 1960 (FWAA) when he caught 26 passes for 413 yards and five touchdowns ... third-round draftee of NFL's Minnesota Vikings and second-round pick of Dallas Texans (AFL).

GEORGE MIRA, SR. (QB, 1962 & 1963)

First-team All-American by *Look Magazine* (Football Writers Association of America), The Associated Press and CBS Television ... One of only four players in UM football history to have jersey retired (10) ... finished fifth in 1962 Heisman Trophy balloting ... led nation in total offense as senior (2,318 yards) ... tied NCAA record for career pass completions (368, Don Klosterman of Loyola, California) ... named Amateur Athlete of the Year in Florida by Florida Sportswriters Association in 1962 ... nicknamed "The Matador" ... second-round draftee of NFL's San Francisco 49ers ... member of Florida Sports Hall of Fame.

DAN CONNERS (T, 1963)

First-team All-American by *Sporting News* ... played both ways for Hurricanes ... on defense, established UM total tackles record (64) as senior ... finished career with 202 total tackles ... second-round draftee of AFL's Oakland Raiders.

ED WEISACOSKY (DE, 1965)

First-team All-America accolades from The Associated Press ... still holds UM mark for most total tackles in season (164, 1965) and solo tackles (112, 1965) ... tallied 297 total tackles in UM career ... sixth-round draftee of Miami Dolphins ... eight-year veteran of pro football (Giants, 49ers, Patriots and Dolphins).



FIRST-TEAM ALL-AMERICANS

TED HENDRICKS (DE, 1966, 1967 & 1968)

Miami's second inductee into Pro Football Hall of Fame (1990, after Jim Otto) after playing for Baltimore Colts, Oakland Raiders and Green Bay Packers ... one of four UM inductees in National Football Foundation College Football Hall of Fame ... three-time University of Miami All-American ... only UM football player to receive All-America acclaim three consecutive years ... as senior in 1968, was named UPI Lineman of the Year ... consensus All-American in 1967 and 1968 ... first-team All-America by UPI, AP, FWAA, NEA, *Football News*, *Sporting News*, *Time* and the Walter Camp Football Foundation in 1968 ... finished fifth in 1968 Heisman Trophy balloting ... still holds UM's career mark for tackles by defensive end (227) and fumble recoveries (12) ... had UM season-record five fumble recoveries in 1968 ... second-round draftee of Baltimore Colts in 1969.

TOM BEIER (DB, 1966)

Consensus All-American following UM's 1966 (8-2-1) campaign ... first-team All-America by Newspaper Enterprise Association, The Associated Press, United Press International, Football Writers Association of America, America Football Coaches Association, Central Press and *New York Daily News* ... still holds UM record for career tackles by cornerback (120) and season mark for tackles by CB (73) ... 10th-round draftee of Miami Dolphins.

HAROLD SEARS (LB, 1971)

First-team All-American by The Associated Press ... named AP Lineman of the Week for 26-tackle (21 solos) performance vs. Notre Dame (October 9, 1971) ... recorded 117 total tackles as senior.

CHUCK FOREMAN (RB, 1972)

First-team All-American by *Sporting News* ... ranks fifth all-time on UM charts with 3,365 all-purpose yards ... had five career 100-yard rushing performances, returned 42 kickoffs for 882 yards and accumulated 17 touchdowns ... ranks fourth and sixth all-time for all-purpose yards in season (1,555 in 1972 and 1,467 in 1971) ... finished UM career rushing for 1,631 yards and

caught 56 passes for 732 yards ... first-round draftee of Minnesota Vikings.

BURGESS OWENS (DB, 1972)

First-team All-American by *Time* magazine and *Sporting News* ... earned first-team All-South Independent team honors ... recorded 160 tackles, eight interceptions and three fumble recoveries in Miami career ... most valuable defensive player of 1973 Senior Bowl ... first-round draftee of New York Jets.

TONY CRISTIANI (MG, 1972 & 1973)

First-team All-America by Football Writers Association of America and Walter Camp Football Foundation ... first-team All-South Independent by The Associated Press ... had 279 total tackles at UM...as senior, tallied 102 total tackles ... in 1972, recorded 84 tackles including 15 quarterback sacks.

RUBIN CARTER (NG, 1974)

First-team All-America by United Press International and Kodak ... first-team All-South Independent by The Associated Press in 1973 and 1974 ... ended career with 306 total tackles ... holds UM school mark for tackles in season by defensive tackle (98, 1973) and tied for seventh in total tackles in season with 147 ... fifth-round draftee of Denver Broncos.

DENNIS HARRAH (OT, 1974)

First-team All-America honors from *Sporting News* and *Time* magazine ... named first-team All-South Independent by The Associated Press in 1973 and 1974 ... first-round draftee of Los Angeles Rams.

EDDIE EDWARDS (DT, 1976)

First-team All-American by *Sporting News* ... played in the 1977 Hula Bowl and Japan Bowl ... winner of the Jack Harding Memorial MVP Award in 1976 ... averaged 13 tackles and had a team-leading 11 sacks as a senior ... high school teammate of fellow UM All-American Don Latimer ... first-round draftee of the Cincinnati Bengals.



FIRST-TEAM ALL-AMERICANS

DON LATIMER (MG, 1977)

First-team All-American by *Sporting News*...played in the 1978 Blue-Gray Classic and Senior Bowl ... set a UM record with 15 QB sacks as a senior ... high school teammate of Eddie Edwards ... first-round draftee of the Denver Broncos.

DON SMITH (DT, 1978)

First-team All-America accolades from Kodak and *Sporting News* ... named to the Associated Press All-South Independent team ... preseason *Playboy* All-America in 1978 ... in 1977, named first-team AP All-South Independent and winner of the Jack Harding Memorial MVP Award ... first-round draftee of the Atlanta Falcons.

JIM BURT (MG, 1980)

First-team All-American by the Newspaper Enterprise Association ... member of the All-South Independent team by Associated Press ... 1981 Peach Bowl Most Valuable Player (Defensive) ... holds the UM all-time record for fumble recoveries in a game with four versus Vanderbilt (November 15, 1980) ... all-time career record holder for tackles by a middle guard (177) and assists by a middle guard (86).

FRED MARION (DB, 1981)

First-team All-America honors by United Press International, Kodak and *The Football News* ... holds the UM career mark for most assists by a safety (152) ... held the UM career mark for interceptions (16 for 170 yards) and consecutive games with an interception (4), until broken by Bennie Blades (1984-87) ... had a team-leading seven interceptions during the 1980 campaign ... fifth-round draftee of the New England Patriots.

DANNY MILLER (K, 1981)

First-team All-America by *The Football News* and the Mizlou Sports Network ... first-team All-South Independent ... kicked the longest field goal in UM history (57 yards) at Florida State on November 7, 1981 ... most remembered for his 55-yard field goal (2nd longest all-time) off the right upright to defeat Florida, 21-20, in

1981 ... 11th-round draftee of the Washington Redskins.

LESTER WILLIAMS (DT, 1981)

First-team All-America honors by the Walter Camp Football Foundation, *Playboy*, Kodak, and Mizlou ... named first-team All-America and Lineman of the Year by *Parade* magazine ... holds the UM career record for most tackles by a defensive tackle (210) ... first-round draftee of the New England Patriots.

JAY BROPHY (LB, 1983)

First-team All-America by *The Football News* ... named first-team All-South Independent as a senior and junior ... led the Miami defense to its inaugural football national championship in 1983...tallied 308 total tackles in his UM career ... had 133 tackles in 1983, and 135 in '82 to lead the team ... second-round draftee of the Miami Dolphins.

EDDIE BROWN (WR, 1984)

First-team All-American honors from The Associated Press and Kodak ... set a UM single-game receiving yardage record with 220 on 10 catches vs. Boston College in 1984 ... became the first Hurricanes receiver to surpass 1,000 yards in a season by catching 59 passes for 1,114 yards in 1984 ... ended his career with 1,754 yards (on 89 receptions) and 13 TDs, school records at the time ... first-round draftee of the Cincinnati Bengals.

WILLIE SMITH (TE, 1985)

First-team All-America honors by Walter Camp, Kodak and The Associated Press and ranked as the most prolific pass receiver in Hurricanes history ... in two seasons, caught 114 passes, best ever by a Hurricanes tight end ... set reception records for a season (66, 1984) and a single game (12 vs. Maryland, 1984) ... 10th-round draftee of the Cleveland Browns.

JEROME BROWN (DT, 1986)

Consensus first-team All-American ... finalist for the 1986 Outland Trophy and for the Lombardi Award ... finished UM career with 183 total stops, including 21 sacks, 19 tackles for loss, five fumbles caused and four fumble recoveries ... recorded four New Year's



FIRST-TEAM ALL-AMERICANS

Day starting assignments: '84 Orange Bowl, '85 Fiesta Bowl, '86 Sugar Bowl and '87 Fiesta Bowl ... first-round selection by the Philadelphia Eagles.

VINNY TESTAVERDE (QB, 1986)

Winner of the Heisman Trophy, the Maxwell Award, the Davey O'Brien Award, Walter Camp Player of the Year, Washington, D.C., Touchdown Club College Athlete of the Year ... consensus All-American in 1986 ... only the fourth player in UM football history to have his number (14) retired ... as a starter, led Miami to a 21-1 regular season mark ... ranks third in all-time passing yardage (6,058); tied for second in touchdown passes thrown (48) with Steve Walsh ... most memorable performance was in Miami's 28-16 victory over top-ranked Oklahoma in the Orange Bowl in 1986, completing 75 percent of his passes (21 of 28) for 261 yards and four touchdowns ... first player chosen in the 1987 NFL draft by the Tampa Bay Buccaneers.

BENNIE BLADES (DB, 1986 & 1987)

First-team All-American by The Associated Press, Kodak, United Press International, *Sporting News*, Walter Camp Foundation and the Football Writers Association of America as a senior in 1987 ... named to the AP and UPI first teams in 1986 ... as a senior, awarded the Jim Thorpe Award recognizing the nation's premier defensive back ... ended his career as UM's all-time leader for interceptions (19) and interception return yards (305) ... also set UM records for consecutive games with an interception (5); total tackles by a safety (286) and unassisted tackles by a safety (155) ... in 1986, led the nation in interceptions (.91 per game) ... first-round draftee of the Detroit Lions (third pick overall).

DANIEL STUBBS (DE, 1987)

First-team All-American by The Associated Press, Kodak, United Press International, The Walter Camp Football Foundation and the Football Writers Association of America ... named one of three finalists for the 1987 Outland Trophy ... one of four finalists for the 1987 Lombardi Trophy ... UM's all-time sack leader with 39.5 career sacks ... recorded 267 total tackles and 25

tackles for loss as a Hurricane ... second-round draftee of the San Francisco 49ers.

CLEVELAND GARY (RB, 1988)

First-team All-American by *The Football News* ... as a senior in 1988, was the Hurricanes' statistical leader in receptions (57 catches) and rushing (480 yards), while ranking second in receiving (655 yards) and scoring (66 points) ... his 57 receptions are most by a UM running back ... finished his UM career rushing for 650 yards on 142 carries and 12 TD's and caught 67 passes for 794 yards and six scores ... first-round draftee of the Los Angeles Rams.

BILL HAWKINS (DE, 1988)

First-team All-America honors from ESPN, Kodak and the Walter Camp Football Foundation, while earning second-team recognition by *The Football News* and The Associated Press... selected as one of 12 semifinalists for the 1988 Lombardi Award ... finished his career with 223 total tackles, 22 sacks and 18 tackles for loss ... first-round draftee of the Los Angeles Rams.

STEVE WALSH (QB, 1988)

Named *The Football News* College Player of the Year as a junior ... selected first-team All-America by The Associated Press, ESPN and the Football Writers Association of America in his junior year ... finished fourth in the 1988 Heisman Trophy balloting and was named to the AP All-South Independent first team ... as a starter recorded a 23-1 overall record ... finished his UM career tied for first in touchdown passes (48) with Vinny Testaverde ... as a sophomore, in his first year as a starter, led UM to a 12-0 mark and a national championship (1987) ... a first-round draftee of the Dallas Cowboys (supplemental draft).

GREG MARK (DE, 1989)

Named to the Associated Press and Kodak All-American teams anchoring the nation's top-ranked defensive line ... was one of 12 Lombardi Award semifinalists, while also being named the South Jersey and New Jersey College Football Player of the Year ... finished



FIRST-TEAM ALL-AMERICANS

his Hurricane career with 253 tackles, 95 quarterback pressures and 34.5 total sacks ... third-round draftee of New York Giants.

MAURICE CRUM (LB, 1990)

First-team All-American status by The Associated Press, Walter Camp Foundation and *The Football News* ... one of five finalists for the 1990 Butkus Award, saluting the nation's top linebacker ... led the team in tackles in 1988, 1989 and 1990 ... finished his UM career with 354 stops ... played on the Hurricanes baseball team for one-and-a-half seasons ... signed as a free agent with the Tampa Bay Buccaneers.

RUSSELL MARYLAND (DT, 1990)

First UM player to win the coveted Outland Trophy as the nation's top interior lineman ... a consensus All-American, Maryland was recognized as a first-team choice by AP, UPI, Kodak, the Walter Camp Football Foundation, *The Football News* and *Sporting News* as a senior ... UPI lineman of the year ... finished his Hurricanes career with 279 tackles, 25 tackles for loss and 20.5 sacks...an Iron Arrow recipient ... first player chosen in the 1991 NFL Draft by the Dallas Cowboys.

CARLOS HUERTA (K, 1991)

Developed from a walk-on as a freshman in 1988 to being named consensus All-America (The Associated Press, Walter Camp Football Foundation, *The Football News*, *Sporting News*) and first-team All-BIG EAST as a senior in 1991 ... set an NCAA record by converting 157 consecutive PATs during his career as a four-year starter ... ranks among the NCAA's all-time scoring leaders with 397 career points, including 73 field goals ... set 12 school records and tied one...an Iron Arrow recipient ... 12th-round draftee of the San Diego Chargers.

LEON SEARCY (OT, 1991)

First-team All-American by the Football Writers Association of America, and second-team All-American by *Sporting News*, *The Football News* and The Associated Press ... first-team All-BIG EAST ... started

every game his last three seasons ... first-round pick (11th overall) of the Pittsburgh Steelers.

DARRIN SMITH (LB, 1991 & 1992)

Named first-team UPI All-American as a senior ... became UM's first National Football Foundation and College Hall of Fame Scholar-Athlete recipient ... 1992 first-team All-BIG EAST and semi-finalist for the Butkus Award for the second straight year ... as a junior was named first-team All-American by *The Football News*, earned second-team honors by The Associated Press and was co-Defensive Player of the Year in the BIG EAST ... finished career as fourth-leading tackler in UM history ... had 18 tackles (10 solo) against FSU as a junior ... second-round draftee of the Dallas Cowboys.

DARRYL WILLIAMS (FS, 1991)

First-team All-American by The Associated Press, Kodak, and the Walter Camp Football Foundation as a junior in 1991 ... named second-team All-American by *Sporting News* ... first-team All-BIG EAST ... led the secondary with 84 tackles (49 solo) in 1991 ... added 18 tackles (10 solo) against Florida State ... first-round draftee (28th overall) of the Cincinnati Bengals.

KEVIN WILLIAMS (WR/KR, 1991)

First-team All-American and Kickoff Returner of the Year by *Sporting News* and Punt Returner of the Year by the Football Writers Association of America as a sophomore ... the BIG EAST Special Teams Player of the Year in 1991 and first-team All-BIG EAST ... had three consecutive games with punt returns for TDs, just one shy of the NCAA record ... totaled 217 return yards on seven attempts against Penn State, including a 91-yard punt return for a TD, the longest in Miami history ... had 1,183 all-purpose yards in 1991 ... netted 560 yards on 36 punt returns, a 15.6 yard average (fourth best in the NCAA) ... second-round draft choice of the Dallas Cowboys in 1992.

MICHEAL BARROW (LB, 1992)

First-team All-American by the Walter Camp Football Foundation and *The Football News* ... a unanimous



FIRST-TEAM ALL-AMERICANS

selection as the BIG EAST Defensive Player of the Year ... runner-up for the Butkus Award, given annually to the nation's best linebacker ... finished seventh in 1992 Heisman Trophy voting with 64 points ... led the team with 136 tackles (80 solo) as a senior ... finished career as the third-leading tackler in Miami history ... second-round draftee of the Houston Oilers.

RYAN McNEIL (DB, 1992)

First-team All-American by Kodak, Walter Camp and *The Football News* ... named All-BIG EAST by the coaches two consecutive years ... semi-finalist for the Jim Thorpe Award, given to the nation's best defensive back ... second-round draftee of the Detroit Lions.

GINO TORRETTA (QB, 1992)

Second UM player to win the Heisman Trophy ... most honored player in school history ... Walter Camp Player of the Year ... earned The Associated Press, Kodak, Walter Camp and *Football News* All-America status ... won the Johnny Unitas Golden Arm Award, the Maxwell Trophy and the Davey O'Brien Award ... unanimous selection as IG EAST Offensive Player of the Year in 1991 and 1992 ... NCAA Today's Top Six Award winner, Hitachi/CFA Scholar Athlete Award winner, Toyota Leadership Award winner and Chevrolet Offensive Player of the Year ... finished career with 11 records, including career attempts (991), completions (555), yards (7,690), total offense (7,772), longest pass and longest pass for a TD (99 yards to Horace Copeland, also an NCAA record), and most passing yards in a game (485 vs. San Diego St.) ... seventh-round draftee of the Minnesota Vikings.

KEVIN PATRICK (DE, 1993)

First-team All-American by both The Associated Press and Kodak ... named BIG EAST Defensive Player of the Year as a senior and was a first-team All-BIG EAST selection in both his junior and senior years ... started 19 consecutive regular-season games and totaled 30 career starts ... recorded 23 career sacks for 175 yards ... led Miami his final year in both sacks (10 for a loss of 70 yards) and tackles for loss (11 for a loss of 21 yards) ... signed as a free agent by the Los Angeles Rams.

C.J. RICHARDSON (S, 1994)

First-team All-American by The Associated Press and first-team All-BIG EAST Conference ... a semifinalist for the Jim Thorpe Award ... leader of the UM defensive backs that ranked No. 1 in the NCAA for pass defense ... finished the season with 85 total tackles, including 48 solo ... seventh-round draft pick of the Houston Oilers.

WARREN SAPP (DT, 1994)

Consensus All-American and first UM player to win the Lombardi Award, given annually to the nation's top lineman, and the Bronko Nagurski Trophy, given to the nation's top defensive player ... one of six finalists invited to the Downtown Athletic Club for the Heisman Trophy presentation ... named Defensive Player of the Year by ABC Sports, *Sports Illustrated*, Football Writers Association of America, *Football News*, Touchdown Club of Atlanta, Touchdown Club of Columbus and the Big East ... had 84 tackles his junior year and led the Canes in sacks (10.5), tackles for loss (9), fumbles caused (4), fumble recoveries (3), and QB pressures (25) ... first-round draft pick of the Tampa Bay Buccaneers (12th overall).

RAY LEWIS (LB, 1995)

First-team All-American by The Associated Press ... one of three finalists for the Butkus Award, given annually to the nation's top linebacker, and came within one vote of tying Illinois senior Kevin Hardy for the trophy ... unanimous selection first-team All-BIG EAST... three-year starter at UM ... led the defense in tackles as a sophomore and junior, setting consecutive records for solo tackles by a MLB with 91 in 1994 and 95 in 1995 ... total tackle numbers of 152 in 1994 and 160 in 1995 rank fourth and second in the UM annals for tackles in a season at all positions ... first-round draft pick of the Baltimore Ravens (26th overall).

K.C. JONES (C, 1996)

Associated Press first-team All-American ... three-time first-team All-BIG EAST selection ... a semifinalist for the Lombardi Award, presented annually to the nation's top offensive or defensive lineman or linebacker ... Outland Trophy semifinalist, given to the nation's best



FIRST-TEAM ALL-AMERICANS

interior lineman ... four-year starter at center ... started 41 games during career ... signed as a free agent with the Denver Broncos.

RICHARD MERCIER (OG, 1999)

First-team All-American by *Sporting News* ... a two-time All-BIG EAST first-team selection ... team leader in pancake blocks during both his junior and senior campaigns ... tied Mike Sullivan for the UM record in career starts (48) ... played every down for Miami over his final two seasons ... invited to play in the Senior Bowl, Hula Bowl, East-West Shrine Game and the Florida Citrus All-Star Gridiron Classic ... a fifth-round draft choice of the Baltimore Ravens.

DANIEL "BUBBA" FRANKS (TE, 1999)

First-team All-American by both *The Football News* and *Sporting News* ... two-time first-team All-BIG EAST selection ... recorded 77 career receptions for 1,038 yards and 12 touchdowns ... started 30 of his 34 career games at UM ... also voted Associated Press second-team All-American ... first-round draft pick of the Green Bay Packers (14th overall).

DAN MORGAN (LB, 2000)

First player in college football history to win the Butkus Award (top linebacker), Nagurski Award (college defensive player of the year) and the Bednarik Award (top defensive player) in the same season ... named a first-team All-American by every national service, including The Associated Press, Football Writers Association, *The Football News*, *Sporting News*, Walter Camp, and the National Football Foundation ... a unanimous selection for BIG EAST Defensive Player of the Year ... a three-time first-team All-BIG EAST selection ... set a Miami record for tackles in a career with 532 (also a BIG EAST career mark) ... a first-round (11th pick) selection of the NFL's Carolina Panthers in the 2001 Draft.

SANTANA MOSS (WR/PR, 2000)

First-team All-American as a senior ... finished seventh in the Heisman Trophy voting in 2000, receiving three first-place votes ... the 2000 BIG EAST Offensive and

Special Teams Player of the Year (the only player in league history to win both awards in the same year) ... set Miami school records for receiving yards (2,546), all-purpose yards (4,402), punt return yards (1,196), and punt return touchdowns (6) ... returned four punts for touchdowns during the 2000 season ... a unanimous first-team All-BIG EAST selection in 2000 ... a semifinalist for the Biletnikoff Award (top receiver) in 2000 ... first-round (16th pick) selection by the New York Jets in the 2001 NFL Draft.

JOAQUIN GONZALEZ (OT, 2000 & 2001)

First-team All-American by the Football Writers Association of America in 2000 and 2001 and *CNN*.com in 2001 ... earned second-team All-America by *College Football News* in 2000 and 2001 and ABC Sports in 2001 ... earned District 3 Academic All-America recognition as a junior ... winner of the 2001 Draddy Award, the "Academic Heisman" by the National Football Foundation, the highest honor bestowed a football scholar-athlete ... two-time first-team All-BIG EAST selection in 2000-2001 ... only offensive lineman in BIG EAST history to earn the Rookie of the Year Award (1998) ... walk-on who attended UM on an academic scholarship before earning a football grant-in-aid.

BRYANT McKINNIE (OT, 2000 & 2001)

2001 Outland Trophy winner as college football's outstanding interior lineman ... named a first-team All-American by *The Football News* in 2000 and a consensus first-team All-American by every national service in 2001 including The Associated Press, Football Writers Association, *The Football News*, *Sporting News*, Walter Camp and the National Football Foundation ... the 2001 National Player of the Year by *CNN*.com ... the 2001 College Football Offensive Player of the Year by Football News ... did not allow a sack during his entire UM career ... two-time unanimous first-team All-BIG EAST at left tackle ... Minnesota Vikings first-round pick.

ED REED (SS, 2000 & 2001)

Consensus first-team All-America selection in 2000 and 2001 ... first-team All-American by the Football Writers



FIRST-TEAM ALL-AMERICANS

Association, The Associated Press, *Football News*, *Sporting News* and the American Football Coaches both years ... consensus first-team All-BIG EAST in 2000 and 2001 ... set UM career records for interceptions (21) and interception return yards (389) ... nine interceptions in 2001 (second-best total in UM history) ... eight interceptions (third-best single-season total) ... key factor in a defense that recorded a record 45 takeaways during the 2001 national title season ... also excelled in track and field, winning the javelin at the 1999 All-BIG EAST Outdoor Track & Field Championships ... Baltimore Ravens first-round pick.

PHILLIP BUCHANON (CB/PR, 2001)

First team All-American as a punt return specialist by ABC Sports in 2001 ... named the BIG EAST Special Teams Player of the Year in 2001 ... unanimous first-team All-BIG EAST selection in 2001 ... led the BIG EAST and ranked sixth nationally in punt returns with an average of 14.9 yards per return...returned punts for 464 yards on 15 attempts in 2001, the fourth-best single-season average in UM history ... one of three finalists for the Mosi Tatupu Award, presented to college football's finest Special Teams performer.

JEREMY SHOCKEY (TE, 2001)

First team All-American by *CNN.com* in 2001 ... one of three finalists for the 2001 John Mackey Award for the nation's finest tight end ... unanimous first team All-BIG EAST selection in 2001 ... two-time first team All-BIG EAST pick ... led UM in catches in 2001 with 40 for 519 yards (13.0 avg.) and seven TDs ... finished his career with 61 catches for 815 yards and 10 TDs ... ranks among UM's most productive tight ends ever in catches (sixth), receiving yards (sixth) and touchdowns (tied for second) ... first-round draft choice of the New York Giants.

TODD SIEVERS (PK, 2001)

First team All-American by *CNN.com* in 2001 ... second-team All-America by *Sporting News*, ABC Sports in 2001 ... first team All-BIG EAST selection in 2001 ... led the nation and the Big East in field goals made per game (1.9 avg.) in 2001 ... kicked four field goals in a

game three times in 2001, the last in a close win over Virginia Tech to clinch a Rose Bowl berth ... ranked fourth in the nation in scoring with 119 points ... set a UM single-season scoring record for overall points and kicking points in 2001 ... tied the school record for field goals made in a season with 21 ... was 21-of-26 (80.8 percent) on field goals in 2001 ... fourth in voting for the Lou Groza Award in 2001.

KEN DORSEY (QB, 2002)

First-team All-American by American Football Coaches Association and Walter Camp Football Foundation ... two-time Heisman Trophy finalist (third in 2001, fifth in 2002) ... BIG EAST Offensive Player of the Year in 2001, and 2002 ... three-time first-team All-BIG EAST selection (2000-2002) ... led UM on a 34-game winning streak, to the 2001 national championship and to the brink of the 2002 national title ... finalist for the Johnny Unitas Award and the Davey O'Brien Award in 2002 ... 2001 Maxwell Award winner ... MVP of 2001 Sugar Bowl and 2002 Rose Bowl ... winningest quarterback in UM history (38-2, a record) ... set eight UM career records, including total offense, passing yards, passing TDs, completions and attempts ... completed 222-of-393 passes for 3,369 yards and 28 touchdowns with 12 interceptions in 2002.

JEROME McDOUGLE (DE, 2002)

First-team All-American by the American Football Coaches Association (AFCA) ... a Hendricks Award Finalist in 2002 ... a Lombardi Award semifinalist in 2002 ... a two-time first-team All-BIG EAST selection (2001-2002) ... made 55 tackles (31 solos) with 16 tackles for losses along with seven sacks in 2002 ... credited with 26 quarterback hurries in 2002 ... had a whopping 74 hurries over his two seasons at UM ... first-round draft choice of the Philadelphia Eagles in 2003.

WILLIS MCGAHEE (RB, 2002)

Consensus first-team All-American in 2002 by AP, American Football Coaches Association, Football Writers Association, *CNN.com*, Walter Camp and *Sporting News* ... Heisman Trophy Finalist (fourth) ... 2002 BIG EAST Co-Offensive Player of the Year ...



FIRST-TEAM ALL-AMERICANS

unanimous first-team All-BIG EAST ... finalist for the Doak Walker Award and Walter Camp Player of the Year Award ... rushed for 1,753 yards on 282 carries (6.2 avg.) and scored 28 TDs in his only season as a starter ... accumulated 2,108 all-purpose yards ... averaged 134.8 yards rushing per game ... rushed for 100 yards a UM-record 10 times and rushed for more than 200 yards twice in 2002 ... one of only five players in college football history to rush for 1,500-plus yards and score 25-plus touchdowns in a season ... set eight UM single-season records.

BRETT ROMBERG (C, 2002)

Consensus first-team All-American in 2002 by The Associated Press, American Football Coaches Association, Football Writers Association, *CNN.com*, Walter Camp and *Sporting News* ... winner of the Rimington Award as college football's finest center ... did not allow a quarterback sack in his college career ... Outland Trophy Finalist ... Two-time first-team All-BIG EAST by the coaches (2001-2002) ... credited with 33 pancake blocks and 18 "metrorails" in 2002 ... started 37 consecutive games at center ... UM went 35-2 with Romberg at center and averaged 464 yards per game with Romberg starting.

SEAN TAYLOR (FS, 2003)

Consensus first-team All-American as a junior in 2003 by The Associated Press, American Football Coaches Association, Football Writers Association, *CNN.com*, Walter Camp and *Sporting News* ... finalist for the Jim Thorpe Award ... 2003 BIG EAST Defensive Player of the Year ... unanimous first-team All-BIG EAST selection by the coaches ... tied the single-season record for interceptions (10) in 2003 and returned them 184 yards (second most in UM history) ... intercepted a total of 14 passes in his career ... ranks fifth on the UM career list for interceptions (14), second for career interception return yards (306), second for interceptions returned for touchdowns (3) ... first-round draft choice of the Washington Redskins in 2004.

KELLEN WINLSOW II (TE, 2003)

Consensus first-team All-American as a junior in 2003 by The Associated Press, American Football Coaches Association, Football Writers Association, *CNN.com*, Walter Camp and *Sporting News* ... winner of the 2003 John Mackey Award as college football's best tight end ... a semi-finalist for the Lombardi Award (top down lineman) and Biletnikoff Award (top receiver) in 2003 ... unanimous first-team All-BIG EAST Conference selection ... led the team in receptions in 2003 with 60, the second-most in a single season by a tight end ... finished his career with 119 catches (fifth in UM history), the most ever by a tight end at UM ... first-round draft choice of the Cleveland Browns in 2004.

ANTREL ROLLE (CB, 2004)

Consensus first-team All-American as a senior in 2004 by Associated Press, American Football Coaches Association, Football Writers Association, Walter Camp, Cingular/ABC Sports, *Sports Illustrated* and *Sporting News* ... Finalist for the Jim Thorpe Award (best defensive back) and a semifinalist for the Bednarik Award (best defensive player) ... first-team All-ACC ... as a senior, made 71 tackles (38 solo), eight tackles for loss ... finished his career with 192 tackles and nine takeaways ... first round pick of the Arizona Cardinals in the 2005 NFL draft.

DEVIN HESTER (KR, 2004)

All-American as a kick returner by Walter Camp, Football Writers Association and *Sporting News* as a sophomore ... in 2004, returned four kicks for touchdowns, three punts and one kickoff and returned 19 punts for 326 yards, a 17.2-yard average that ranked fifth in the country ... took back 15 kickoffs for 389 yards, a 25.9 average that ranked ninth nationally ... played as the nickelback on defense and led the team with four interceptions ... scored six touchdowns for the year ... named first-team All-ACC as a kick returner.



FIRST-TEAM ALL-AMERICANS

ERIC WINSTON (OT, 2005)

ACC's Jacobs Trophy winner as the best blocker in the conference in 2005, as voted by the coaches ... first-team All-ACC ... selected first-team All-America by Walter Camp, American Football Coaches Association, *Sports Illustrated* and *Rivals.com* and named second-team All-America by The Associated Press ... semifinalist for the Lombardi Award ... as a senior in 2005, graded highest among UM's offensive linemen, with 23 pancake blocks and 44 "metrorails"... allowed only two half-sacks all season.

BRANDON MERIWEATHER (S, 2005)

First-team All-American by Football Writers of America and ABC Sports/Cingular ... Named second-team All-ACC by conference sportswriters ... semifinalist for the Jim Thorpe Award, presented to the nation's best defensive back ... as a junior in 2005, led the team with 115 tackles, including 13 for loss, seven pass breakups and three interceptions ... made nine or more tackles in six games ... drafted in the first round of the 2007 NFL Draft by the New England Patriots.

KELLY JENNINGS (CB, 2005)

First-team All-America by *Sports Illustrated* and second-team All-America by The Associated Press in 2005 ... All-ACC choice who was third in the country and first in the conference with 16 pass breakups in 2005 ... also tied for the team lead with three interceptions ... three-year starter who finished his career with 41 starts in 49 games ... Had 126 tackles, 1.5 sacks, two forced fumbles and six interceptions ... drafted in the first round of the 2006 NFL Draft by the Seattle Seahawks

JOSE BORREGALES (K, 2020)

Miami's first consensus first-team All-America since 2004...Became first Lou Groza Award winner as nation's top kicker in program history...Finished 20-for-22 on field goal attempts and perfect 37-for-37 on extra point attempts...Ended lone season at The U connecting 9-for-11 on field goals of 40 yards or longer...Signed free agent contract with Tampa Bay Buccaneers after 2021 NFL Draft.

JAEAN PHILLIPS (DE, 2020)


First-Team All-America by AFCA and Walter Camp and selected to All-America Second Team by FWAA and Associated Press...Started all 10 games in regular season and finished with 45 tackles, team-high 15.5 tackles for loss and eight sacks...Ranked among ACC and FBS leaders in TFLs...Bednarik Award semifinalist as nation's top defensive player...Selected in first round of 2021 NFL Draft by Miami Dolphins and went on to set Dolphins rookie sack record in first year.

KAMREN KINCHEMS (S, 2022)

Delivered All-American season as team's leader in secondary...Named to All-ACC First Team...Earned first-team All-America plaudits from both Associated Press and The Sporting News...Led Hurricanes with 59 total tackles and started all 12 games...Added team-high six interceptions, one fumble recovery and one forced fumble...Grabbed program record-tying three interceptions, including one for a 99-yard touchdown, and led team with eight tackles in win at Georgia Tech



NATIONAL AWARD WINNERS



VINNY TESTAVERDE

1986 HEISMAN TROPHY WINNER
1986 MAXWELL AWARD WINNER
1986 DAVEY O'BRIEN AWARD WINNER

- Became the first Hurricane to capture the Heisman Trophy in 1986.
- Earned the then-second-highest margin of victory in the Heisman Trophy history.
- Threw for 2,557 yards and 26 touchdowns with only nine interceptions while leading Miami to an undefeated regular season and the nation's No. 1 ranking entering the Fiesta Bowl.
- Was named winner of the Maxwell Award Winner (College Player of the Year), the Davey O'Brien Award (nation's best quarterback) and was named a consensus First-Team All-American.
- Competed with what could arguably be called the deepest quarterbacking crew ever assembled on a college team. At one point in the fall of 1982, the Miami roster at quarterback included Testaverde, future NFL Hall of Famer Jim Kelly, and future NFL star Bernie Kosar, along with prep All-American Kyle Vanderwende and future Miami head coach Mark Richt.
- Led the Hurricanes to a No. 2 national ranking and a Sugar Bowl berth in his first season as the starter, passing for 3,238 yards and completing 61.4 percent of his passes as the Hurricanes posted a 10-2 record.
- Led Miami to a 28-16 win over defending national champion Oklahoma by completing 21-of-28 passes for 261 yards and four touchdowns.
- Set new UM standards for passing greatness as he set school single-season records for completion percentage (63.4%) and passing efficiency (165.80 – the nation's best).

TESTAVERDE'S 1986 GAME-BY-GAME STATS

OPPONENT	ATT	COMP	YARDS	INT	TD	PCT	LG
at South Carolina	30	17	231	0	1	56.7	26
at (13) Florida	25	12	163	3	1	48.0	50
Texas Tech	27	16	330	2	4	59.3	49
(1) Oklahoma	28	21	261	0	4	75.0	33
Northern Illinois	16	12	208	0	2	75.0	56
at West Virginia	20	14	188	0	3	70.0	35
at Cincinnati	35	24	262	0	2	68.6	29
(20) Florida State	35	21	315	2	3	60.0	39
at Pittsburgh	26	17	291	1	4	65.4	31
Tulsa	34	21	308	1	2	61.8	53
East Carolina	Did not play – injured						
TOTALS	276	175	2,557	9	26	63.4	56

*Passing Efficiency Rating: 165.80 (led the nation)

TESTAVERDE'S CAREER STATS

YEAR	G/S	COMP	ATT	PCT	YARDS	TD	INT	LP
1982	2/0	5	12	41.7	79	1	0	25
1983	Redshirt season							
1984	6/0	17	34	50.0	184	0	1	19
1985	11/11	216	352	61.4	3,238	21	15	88
1986	10/10	175	276	63.4*	2,557	26	9	56
TOTALS	29/21	413	674	61.3	6,058	48*	25	88

Career Passing Efficiency: 152.80*

1986 HEISMAN VOTING

	POINTS	1ST	2ND	3RD
1. Vinny Testaverde, Miami	2,213	678	76	27
2. Paul Palmer, Temple	672	28	207	174
3. Jim Harbaugh, Michigan	458	25	136	111
4. Brian Bosworth, Oklahoma	395	9	136	96
5. Gordon Lockbaum, Holy Cross	242	32	39	68



BENNIE BLADES

1987 JIM THORPE AWARD WINNER

- Awarded the Jim Thorpe Award for the best defensive back in college football, which was created in 1986. It was conceived by former Oklahoma City talk show host Ed Sossen and W. Lynne Draper, the Jim Thorpe Association executive director.
- Led the '87 Hurricanes to the national championship and a 12-0 record
- Made 124 tackles and intercepted five passes
- Named a consensus First-Team All-America and ended his career as UM's all-time leader for interceptions (19) and interception return yards (305). He also set UM records for consecutive games with an interception (5); total tackles by a safety (286) and unassisted tackles by a safety (155).
- Led the nation in interceptions in 1986 (.91 per game) and became a first-round draftee of the Detroit Lions (the 3rd pick overall) in the 1988 NFL Draft.
- Shared the Thorpe Award with Oklahoma's Rickey Dixon. Both finished with 144 points in balloting by a 15-member committee. Florida State's Deion Sanders was third in the voting with 125 points.


BLADES' 1987 GAME-BY-GAME STATS

OPPONENT	UT	AT	TT	INT	TD	FR	FF
Florida	3	5	8	1-14	0	0	0
at Arkansas	3	6	9	0-0	0	0	0
at Florida State	7	10	17	0-0	0	1	0
Maryland	2	6	8	1-0	1*	0	0
at Cincinnati	2	6	8	1-0	0	0	0
at East Carolina	7	10	17	0-0	0	0	0
Miami (Ohio)	1	3	4	0-0	0	0	0
Virginia Tech	8	10	18	0-0	0	0	0
Toledo	8	4	12	1-22	0	0	0
Notre Dame	3	4	7	1-21	0	0	0
South Carolina	9	7	16	0-0	0	0	0
TOTALS	63	71	124	5-57	1	1	0

*Touchdown was a return of a blocked punt.



NATIONAL AWARD WINNERS



CRAIG ERICKSON

1990 UNITAS GOLDEN ARM AWARD WINNER

- The starting signal caller in 1989 and 1990, Erickson led the Hurricanes to the 1989 National Championship and a 21-3 record over the 1989-90 seasons.
- Tallied 3,363 passing yards, which included six 300 yard passing games, twice throwing for more than 400.
- Tied a school record with four touchdown passes three times.
- In addition to winning the Unitas Award, Erickson placed eighth in balloting for the Heisman Trophy.

ERICKSON'S 1990 GAME-BY-GAME STATS

OPPONENT	ATT	COMP	YARDS	INT	TD	PCT	LG
at (16) BYU	52	28	299	1	0	53.8	27
at California	47	32	467	0	4	68.1	40
Iowa	33	17	360	2	3	51.5	73t
(2) Florida State	23	13	128	0	1	56.5	24
Kansas	29	15	229	0	1	51.7	39
at (6) Notre Dame	36	20	355	2	0	55.5	43
at Texas Tech	32	22	307	0	4	68.8	38t
Pittsburgh	35	25	355	0	2	71.4	40
Boston College	26	13	320	1	4	50.0	52t
Syracuse	41	23	259	0	1	56.1	24
at San Diego State	39	17	284	1	2	43.6	56
TOTALS	393	225	3,363	7	22	57.2	73t

Passing Efficiency Rating: 144.00

t-Indicates scoring play



RUSSELL MARYLAND

1990 OUTLAND TROPHY WINNER

- As a defensive tackle in 1990, made 96 tackles (54 solos) and had 10.5 quarterback sacks, seven tackles for losses, 19 quarterback pressures, forced five fumbles and broke up two passes.
- Returned to play for Miami in 1990 as a fifth-year senior, turning down what would surely have been a large pro contract.
- First pick in the 1991 NFL Draft by the Dallas Cowboys

MARYLAND'S 1990 GAME-BY-GAME STATS

OPPONENT	UT	AT	TT	TFL	QBS	FF	FR	INT	QBH	PBU
at BYU	4	2	6	0-0	1-5	0	0-0	0-0	1	0

at California	8	4	12	3-8	1-3	1	0-0	0-0	3	0
Iowa	2	2	4	0-0	0-0	0	0-0	0-0	0	0
Florida State	2	4	6	0-0	0-0	0	1-0	0-0	2	0
Kansas	1	3	4	0-0	1-3	1	0-0	0-0	0	0
at Notre Dame	15	5	20	3-9	1-3	0	0-0	0-0	0	0
at Texas Tech	7	5	12	1-4	2-9	0	0-0	0-0	0	0
Pittsburgh	1	3	4	0-0	0-0	0	0-0	0-0	2	1
Boston College	3	5	8	0-0	1-6	0	0-0	0-0	4	1
Syracuse	7	4	11	0-0	3-27	2	0-0	0-0	1	0
at San Diego State	6	3	9	0-0	-1	1	0-0	0-0	5	0
TOTALS	56	40	96	7-210.5-56	5	1-0	0-0	0-0	19	2



WARREN SAPP

1994 LOMBARDI AWARD WINNER

1994 NAGURSKI TROPHY WINNER

- Finished sixth in the Heisman voting in 1994.
- Consensus All-American who became the first Miami Hurricane to win the Rotary Lombardi Award, given annually to the nation's top lineman.
- Named Defensive Player of the Year by ABC Sports, Sports Illustrated, Football Writers Association of America, The Football News, Touchdown Club of Atlanta, Touchdown Club of Columbus and The BIG EAST Football Conference
- Led a Miami defense that led the NCAA in total defense, scoring defense and pass defense.
- Earned Player of the Game honors from ABC vs. Washington, the BIG EAST Network vs. Rutgers and ESPN vs. Florida State.
- As a junior in 1994, had 84 tackles and led the Hurricanes in sacks (10.5), tackles for loss (3.0), fumbles caused, fumble recoveries and quarterback pressures (25).
- First-round draft pick of the Tampa Bay Buccaneers (12th choice overall) in the 1995 NFL Draft.
- Earned the Nagurski Trophy, the Lombardi Award, a spot as an Outland Trophy finalist, Football News Defensive Player of the Year and BIG EAST Conference Defensive Player of the Year all in 1994.

SAPP'S 1994 GAME-BY-GAME STATS

OPPONENT	UT	AT	TT	TFL	QBS	FF	FR	INT	QBH	PBU
Georgia Southern	3	2	5	1-4	15-9	0	0-0	0-0	0	0
at Arizona State	0	6	6	0-0	5-3	0	1-0	0-0	0	0
Washington	0	8	8	5-1	0-0	0	0-0	0-0	0	1
Virginia Tech	3	1	4	2-15	2-15	1	0-0	0-0	1	1
Florida State	2	6	8	2.5-12	1.5-8	0	0-0	0-0	2	2
at Rutgers	4	2	6	1-3	1-3	0	1-0	0-0	0	0
at West Virginia	1	0	1	0-0	0-0	0	0-0	0-0	1	1
Pittsburgh	3	8	11	2-4	2-11	0	0-0	0-0	0	0
at Syracuse	3	3	6	2-7	1-8	1	0-0	0-0	0	0
at Temple	1	0	1	0-0	0-0	0	0-0	0-0	0	0
Boston College	2	7	9	1.5-5	1-10	0	0-0	0-0	1	1
TOTALS	37	47	84	12.5-42.0-5-67	2	2-10	0-0	0-0	5	5



NATIONAL AWARD WINNERS



GINO TORRETTA

1992 HEISMAN TROPHY WINNER
1992 UNITAS GOLDEN ARM AWARD WINNER
1992 DAVEY O'BRIEN AWARD WINNER
1992 MAXWELL AWARD WINNER

- Dominated the Heisman voting and became the most decorated football player in Miami history taking every award available to him in '92: the Maxwell Award (best overall player), Davey O'Brien Award (top quarterback), Unitas Award (top senior quarterback), consensus All-American and every player of the year award. As a senior, threw for 3,060 yards while completing almost 57 percent of his pass attempts.
- Second Hurricanes' quarterback to earn the Johnny Unitas Award, capping a brilliant 1992 season with the honor.
- Exceeded 300 yards passing five times, including a 433-yard effort against Iowa in the season opener.
- Very efficient quarterback who threw only seven interceptions in 402 pass attempts while throwing 19 touchdown passes.
- Led the Hurricanes to a perfect 12-0 record in the regular season on the way to a No. 1 ranking and a Sugar Bowl berth.
- The Pinole, Calif., product rewrote the Miami record books during a spectacular senior season, leaving UM with 11 records to his name, including career marks for passing yards (7,690), pass completions (555) and total offense (7,722 yards). He also set a record for consecutive passes thrown without an interception (123).
- Joined former Hurricane Vinny Testaverde (1986) as a Davey O'Brien Award winner. Both Steve Walsh (1988) and Craig Erickson (1990) were runners-up in their respective years.

TORRETTA'S 1992 GAME-BY-GAME STATS

OPPONENT	ATT	COMP	YARDS	INT	TD	PCT	LG
at (23) Iowa	51	31	433	1	2	60.8	51
Florida A&M	22	12	170	0	2	54.5	51
Arizona	46	26	289	1	1	56.5	31
(3) Florida State	48	20	252	1	2	41.7	33
at (7) Penn State	31	11	80	0	0	35.5	15
TCU	35	20	350	1	3	57.1	68
at Virginia Tech	28	17	249	0	3	60.7	33
West Virginia	40	28	363	0	3	70.0	40
Temple	23	16	221	0	2	69.6	39
at (7) Syracuse	43	23	343	3	0	53.5	48
at San Diego State	35	19	310	0	1	54.3	47
TOTALS	402	228	3,060	7	19	56.7	68

Passing Efficiency Rating: 132.80

TORRETTA'S CAREER STATS

YEAR	G/SS	COMP	ATT	PCT	YARDS	TD	INT	LP
1989	10/4	101	177	57.1	1,325	8	8	88†
1990	9/0	21	41	51.2	200	0	1	20
1991	11/1	205	371	55.3	3,095	20	8	99†
1992	11/1	228	402	56.7	3,060	19	7	68†
TOTALS	41/26	555	991	56.0	7,690	47	24	99†

Career Passing Efficiency: 132.00

*Indicates school record; †Indicates scoring play

	POINTS	1ST	2ND	3RD
1. Gino Torretta, Miami	1,400	310	179	112
2. Marshall Faulk, San Diego State	1,080	164	207	174
3. Garrison Hearst, Georgia	982	140	196	170
4. Marvin Jones, Florida State	392	81	51	47
5. Reggie Brooks, Notre Dame	294	42	53	62
6. Charlie Ward, Florida State	126	18	18	36
7. Micheal Barrow, Miami	64	10	10	14



DAN MORGAN

2000 BEDNARIK AWARD WINNER
2000 NAGURSKI TROPHY WINNER
2000 BUTKUS AWARD WINNER

- As a junior in 1999, produced one of the greatest seasons any defensive player has had at the University of Miami, as he made 139 tackles.
- A starter since his true freshman season, came to Miami as a fullback, but during freshman two-a-days in 1997 shined at linebacker.
- Team's leading tackler in 2000 (his third time to lead UM in tackles) with 138.
- Set a school record with 42 consecutive starts and became the first player in the school's history to have 100-plus tackles in each of his four seasons.
- All-time career tackles leader at Miami with 512, breaking the BIG EAST record along the way.
- Named a consensus First-Team All-American and became the first player in college football history to win the Butkus, Nagurski and Bednarik awards in the same season.
- Named Football News National Defensive Player of the Year, an honor he also won on the conference level as voted on by the league's head coaches.

MORGAN'S 2000 GAME-BY-GAME STATS

OPPONENT	UT	AT	TT	TFL	OBS	FF	FR	INT	QBH	PBU
McNeese State	3	4	7	0-0	0-0	0	0-0	0-0	0	0
at Washington	13	7	20	2-3	0-0	0	1-0	1-11	0	3
at West Virginia	9	7	16	2-5	2-5	0	0-0	0-0	4	0
at Rutgers	1	0	1	0-0	0-0	0	0-0	0-0	0	0
Florida State	14	3	17	2-6	0-0	1	0-0	1-23	1	1
at Temple	13	4	17	2-9	1-7	0	0-0	0-0	0	0
Louisiana Tech	2	2	4	0-0	0-0	0	0-0	0-0	0	1
Virginia Tech	7	4	11	0-0	0-0	0	0-0	0-0	0	0
Pittsburgh	11	9	20	2-3	0-0	0	1-0	0-0	0	0
at Syracuse	6	4	10	2-4	0-0	0	0-0	0-0	0	0
Boston College	11	4	15	3-12	1-7	0	0-0	0-0	0	0
TOTALS	90	48	138	15-42	4-19	1	2-0	2-34	5	5

MIAMI HURRICANES IN BUTKUS AWARD VOTING

1990	Maurice Crum, MLB	finalist
1992	Michael Barrow, MLB	finalist
1995	Ray Lewis, MLB	2nd
2000	Dan Morgan, MLB	1st

1992 HEISMAN VOTING



NATIONAL AWARD WINNERS



KEN DORSEY

2001 MAXWELL AWARD WINNER

2001 ARCHIE GRIFFIN AWARD

2002 ARCHIE GRIFFIN AWARD

- Received the 2001 Maxwell Award, given annually to the outstanding college football player of the year
- Third Miami Hurricane to win the Maxwell Award as he edged fellow finalists Eric Crouch of Nebraska and Rex Grossman of Florida in the closest vote in the 65-year history of the award.
- Was third behind Crouch and Grossman in the 2001 Heisman Trophy voting.
- Led the Hurricanes to a perfect (12-0) record and the 2001 National Championship.
- Finished his career 26-1 at Miami as a starter at quarterback
- Completed 184 of 318 passes for 2,652 yards with 23 touchdowns and nine interceptions during the 2001 regular season.

KEN DORSEY'S 2001 STATS

YEAR	C/GS	COMP	ATT	PCT	YARDS	TD	INT	LP
2001	11/11	206	353	58.3	3,014	26	10	64

Passing Efficiency Rating: 148.7

DORSEY'S 2001 GAME-BY-GAME STATS

OPPONENT	ATT	COMP	YARDS	INT	TD	PCT	LG
at Penn State	27	20	344	1	3	74.1	47
Rutgers	25	14	315	1	2	56.0	64
at Pittsburgh	32	18	208	1	1	56.3	32
Troy State	30	18	299	0	2	60.0	37
at Florida State	27	14	249	0	3	51.9	35
West Virginia	27	16	192	1	2	59.3	27
Temple	24	16	175	0	2	66.7	41
at Boston College	41	20	222	4	0	48.8	19
Syracuse	20	13	224	0	4	65.0	51
Washington	21	14	189	1	3	66.7	32
at Virginia Tech	44	21	235	0	1	47.7	31
TOTALS	318	184	2,652	9	23	58.3	64
Nebraska (Rose)	35	22	362	1	3	62.9	49



JOAQUIN GONZALEZ

2001 DRADDY TROPHY WINNER

- Named winner of the "Academic Heisman," the HealthSouth Draddy Trophy, in a ceremony honoring 16 national scholar-athletes at the National Football Foundation's 44th Annual Awards dinner in New York City.
- One of the nation's top offensive tackles and a major factor in an offensive line that yielded only three quarterback sacks in 2000.
- The 6-foot-6, 298-pound Dearn's List member was a three-time Arthur Ashe Jr. Sports Scholar Team member, being named to the First Team in 2000.
- Was a four-time BIG EAST Academic All-Conference selection and an Iron Arrow inductee in 2000 (the highest academic honor bestowed to any UM student or staff member).
- Received a bachelor's degree in business administration in May of 2001 and received a master's of business administration in December of 2001.
- Named a First Team All-America twice by The Football Writers Association in 2000 and 2001.
- Named a second-team All-America.
- Selected to the First Team All-BIG EAST Team in both 2000 and 2001 and was the BIG EAST Rookie of the Year in 1998 - the first recipient of the award to earn all-conference academic honors in the same season.



BRYANT McKINNIE

2001 OUTLAND TROPHY WINNER

- Joined Russell Maryland (1990) as an Outland Trophy winner given annually to the nation's top lineman.
- Capped an impressive career when he beat out Nebraska offensive guard Toniu Fonoti and 2000 Outland Trophy winner John Henderson of Tennessee for the award.
- McKinnie, a 6-foot-9, 336-pound senior from Woodbury, N.J., never allowed a sack during his college career and anchored a line that averaged 5.5 yards per rushing attempt on the way to an undefeated season and the national championship.
- Hallmark performance came when he dominated Syracuse All-America defensive end Dwight Freeney in Miami's 59-0 victory, holding Freeney without a quarterback sack in 52 plays, setting the pace for an offense that rushed for a season-best 331 yards and accumulated 566 yards against the Orangemen.
- Played two seasons after transferring from Lackawanna Junior College (Pa.) prior to sitting



NATIONAL AWARD WINNERS

out the 1999 season as a redshirt.

- Made a name for himself in Miami's 27-24 victory over Florida State at the Orange Bowl when he shut down FSU's Jamal Reynolds, who managed just one assisted tackle in the game. Reynolds was a First-Team All-American, the Lombardi winner and a first-round NFL draft pick.



BRETT ROMBERG

2002 RIMINGTON TROPHY WINNER

- Became the first University of Miami player to win the Rimington Trophy in 2002.
- Contributed in Miami's 34-game winning streak from 2000 to 2002 as the center.
- Had the versatility to play effectively at guard or tackle, but settled in as the center for his sophomore season in 2000.
- Helped the Hurricanes win 35 of 37 games, one National Championship, three BIG EAST Conference championships, a Sugar Bowl and a Rose Bowl during his career - all with Romberg calling the blocking signals for the offensive line.
- Never allowed a quarterback sack at center and led an offensive line that helped produce three 1,000-yard rushers (James Jackson, Clinton Portis and Willis McGahee), a quarterback (Ken Dorsey) who set every major UM career passing record and an offense that averaged more than 465 yards per game for the balance of his three years as the starting center.
- The Dave Rimington Trophy was one of college football's newest annual awards, given each year since 1999 to college football's outstanding center. It is hosted by the Boomer Esiason Foundation for research and treatment of cystic fibrosis.



KELLEN WINSLOW II

2003 MACKEY AWARD WINNER

- Became the first player in Miami history to win the John Mackey Award.
- The Nassau County Sports Commission presents the prestigious John Mackey Award annually to the most outstanding tight end in Division I-A College Football.
- At 6-foot-5, 245-pounds, led the team with 60 catches and was second on the team with 605 receiving yards, averaging 10.1 yards per catch and 46.5 yards per game as a junior.
- Led or tied for the team lead in receptions in nine games in 2003 and broke the UM record for career receptions by a tight end with 119.
- In his biggest game of the season and the second-biggest of his career, pulled in 10 catches for 104 yards against West Virginia, including a leaping catch over the middle on a critical fourth-and-13 that led to Miami's game-winning field goal in the final seconds against the Mountaineers.
- Made seven catches for 106 yards in the Hurricanes' 22-14 win at Florida State, despite playing in a torrential downpour on a rain-soaked field.
- Stood out as a big-play performer on special teams, blocking a punt against Syracuse.
- Impressed with his blocking ability on offense and special teams in a UM win over Pittsburgh, throwing a key block to spring tailback Jason Geathers for a 78-yard gain on a screen pass that set up a Miami touchdown.
- Following his junior season, was drafted by the Cleveland Browns in the first round as the sixth overall pick in the 2004 NFL Draft.

WINSLOW'S CAREER RECEIVING STATS


YEAR	G/GS	NO	YARDS	AVG	TD	LG
2001	11/0	2	34	17.0	0	19
2002	13/13	57	726	12.7	8	58
2003	13/12	60	605	10.1	1	39
TOTALS	37/25	119	1,365	11.5	9	58

WINSLOW'S 2003 GAME-BY-GAME RECEIVING STATS

OPPONENT	NO	YARDS	TD	LG
at Louisiana Tech	4	35	1	13
Florida	5	35	0	17
East Carolina	2	27	0	16
at Boston College	4	41	0	17
West Virginia	10	104	0	19
at Florida State	7	106	0	39
Temple	4	43	0	17
at Virginia Tech	8	48	0	8
Tennessee	7	88	0	22
Syracuse	1	6	0	6
Rutgers	2	15	0	8
at Pittsburgh	1	9	0	9
vs. Florida State	5	48	0	12
TOTALS	60	605	1	39



NATIONAL AWARD WINNERS



JOSE BORREGALES

2020 LOU GROZA AWARD WINNER

- Delivered one of best regular seasons ever by Miami kicker, becoming first Hurricane to ever win Lou Groza Award honoring nation's top kicker
- Became Miami's first Associated Press All-America First Team selection since 2004
- Selected first-team All-American by Sporting News, Football Writers Association of America (FWAA), American Football Coaches Association (AFCA) and Walter Camp, becoming UM's first consensus All-America since Antrel Rolle in 2004
- Finished 20-for-22 on field goal attempts and perfect 37-for-37 on extra point attempts during regular season
- Finished 9-for-11 on field goals of 40 yards or longer and perfect 11-for-11 on field goals shorter than 40 yards, and had 51 touchbacks on 72 kickoff attempts.
- Named ACC Specialist of the Week after standout performance at Louisville on Sept 19, finishing 4-for-4 on field goals, tying stadium record with four field goals made and connecting on 57-yard field goal - longest field goal in Cardinal Stadium history



ALL-CONFERENCE & CONFERENCE AWARDS

BIG EAST (1991-2003)

1991

Offense

QB Gino Torretta * S
WR Lamar Thomas
OT Leon Searcy
PK Carlos Huerta
RS Kevin Williams ^
RB Stephen McGuire #

Defense

DL Rusty Medearis
LB Darrin Smith &
CB Ryan McNeil
S Darryl Williams
LB Micheal Barrow*

Coaching

Dennis Erickson @ *

1992

Offense

QB Gino Torretta * S
WR Lamar Thomas
OT Mario Cristobal
OL Kipp Vickers #
TE Coleman Bell #
RS Kevin Williams #

Defense

DL Mark Caesar
DL Kevin Patrick
LB Micheal Barrow * !
LB Darrin Smith
CB Ryan McNeil
DL Darren Krein
LB Jesse Armstead
S Casey Greer

Coaching

Dennis Erickson @ *

1993

Offense

WR Chris T. Jones
OG Tirrell Greene
OG Rudy Barber #

Defense

DL Darren Krein *
DL Kevin Patrick !
DL Warren Sapp
DB Terris Harris
DB Dexter Seigler *
LB Rohan Marley #

1994

Offense

WR Chris T. Jones
C K.C. Jones*
RS Jammi German
RB James Stewart #
OL Tirrell Greene #
PK Dane Prewitt #

Defense

DL Warren Sapp *
LB Ray Lewis
S C.J. Richardson
CB Carlos Jones
DL Pat Riley #
LB Corwin Francis #
DB Chad Wilson #
DB Malcolm Pearson

Coaching

Dennis Erickson @ *



ALL-CONFERENCE & CONFERENCE AWARDS

1995

Offense

RB Danyell Ferguson *
WR Jammi German
C K.C. Jones
OL Alan Symonette #

1995

Defense

DL Kenny Holmes
LB Ray Lewis *
DL Kenard Lang #
CB Carlos Jones #

1996

Offense

OL J Ina
OL K.C. Jones
QB Ryan Clement #
WR Yatil Green #
TE Chris Jones #
PK Andy Crosland #

Defense

DL Kenny Holmes
LB James Burgess
LB Twan Russell
DL Kenard Lang #
CB Earl Little #
S Tremain Mack # ^

1997

Offense

RB Edgerrin James
WR Reggie Wayne # ~
OL Kerlin Blaise #
TE Bubba Franks #

Defense

CB Duane Starks

1998

Offense

RB Edgerrin James
OT Richard Mercier
TE Bubba Franks
WR Santana Moss #
OT Joaquin Gonzalez ~ (*not all-conference*)

Defense

DL Derrick Ham
LB Dan Morgan
LB Nate Webster
CB Leonard Myers #

1999

Offense

WR Santana Moss
OG Richard Mercier
C Ty Wise
TE Bubba Franks
RB James Jackson #
KR/PR Santana Moss #

Defense

LB Nate Webster
DL Damione Lewis #
LB Dan Morgan #
CB Mike Rumph #
S Ed Reed #
S Al Blades #



ALL-CONFERENCE & CONFERENCE AWARDS

2000

Offense

WR & KR / PR Santana Moss ^ +
OG Joaquin Gonzalez
OT Bryant McKinnie
TE Jeremy Shockey
QB Ken Dorsey
WR Reggie Wayne #
RB James Jackson #

Defense

DL Damione Lewis *
LB Dan Morgan * !
CB Mike Rumph
S Ed Reed
S Al Blades
P Freddie Capshaw
CB Leonard Myers

2000

Coaching

Butch Davis @

2001

Offense

OT Bryant McKinnie *
OG Martin Bibla
C Brett Romberg
OT Joaquin Gonzalez
TE Jeremy Shockey *
QB Ken Dorsey * +
RB Clinton Portis *
PK Todd Sievers *
WR Andre Johnson #
OG Sherko Haji-Rasouli #

Defense

DL Jerome McDougale
LB Jonathan Vilma
CB & KR / PR Phillip Buchanon ^
S Ed Reed * &
P Freddie Capshaw
DL William Joseph #
CB Mike Rumph #

Coaching

Larry Coker @

2002

Offense

WR Andre Johnson
C Brett Romberg
OG Sherko Haji-Rasouli
TE Kellen Winslow
QB Ken Dorsey * +
RB Willis McGahee * +
PK Todd Sievers
OT Carlos Joseph #

Defense

DL William Joseph
DL Jerome McDougale
LB Jonathan Vilma *
CB Antrel Rolle
S Maurice Sikes
S Sean Taylor
DL Jamaal Green #
LB D.J. Williams #

Coaching

Larry Coker @



ALL-CONFERENCE & CONFERENCE AWARDS

2003

Offense

OT Eric Winston
TE Kellen Winslow
PK Jon Peattie
OG Vernon Carey #
OG Chris Myers #

Defense

DL Vince Wilfork *
LB Jonathan Vilma *
LB D.J. Williams
CB Antrel Rolle
S Sean Taylor * !
S Maurice Sikes

ACC (2004 - PRESENT)

2004

Offense

OT Chris Myers #
WR Roscoe Parrish #
RB Frank Gore #
QB Brock Berlin #

Defense

CB Antrel Rolle

2005

Offense

OT Eric Winston
RB Tyrone Moss
SP Devin Hester

Defense

S Brandon Meriweather #

2006

Offense

TE Greg Olsen

Defense

DE Calais Campbell

2007

Offense

OG Derrick Morse #

Defense

S Kenny Phillips

2008

Defense

P Matt Boshier #
LB Colin McCarthy #
LB Darryl Sharpton #
LB Sean Spence + (*not all-conference*)

BIG EAST KEY:

* indicates unanimous | # second-team | \$ BE Offensive POY | ! BE Defensive POY | ^ BE Special Teams POY
~ BE Rookie of the Year | & BE Co-Defensive POY | @ BE Coach of the Year | all selections first-team unless indicated

ATLANTIC COAST CONFERENCE KEY:

* indicates coaches | = ASCMA (media) | # second-team | % third | > honorable mention | \$ ACC Offensive POY | ! ACC Defensive POY
| ^ ACC Special Teams POY | ~ ACC Overall Rookie of the Year | ACC O-ROY | + ACC D-ROY | @ ACC Coach of the Year | ` shared honor



ALL-CONFERENCE & CONFERENCE AWARDS

2009

Offense

PK Matt Boshier
OT Jason Fox

2010

Offense

OG Brandon Washington
WR Leonard Hankerson
OT Orlando Franklin #
RB Damien Berry #

Defense

P Matt Boshier
DL Allen Bailey #
CB Brandon Harris #
S Ray-Ray Armstrong #
LB Sean Spence #

2011

Offense

C Tyler Horn #
RB Lamar Miller #

Defense

LB Sean Spence

2012

Offense

RB Duke Johnson # (= *), ~ (= *), & (= *)
SP Duke Johnson # (=), > (*)
OG Jon Feliciano > (=)
OT Seantrel Henderson > (= *)
OG Brandon Linder > (= *)
C Shane McDermott > (*)

Defense

DE Anthony Chickillo > (*)
LB Denzel Perryman > (= *)
S Vaughn Telemaque > (*)

2013

Offense

RB Duke Johnson # (= *)
WR Allen Hurns # (= *)
OG Brandon Linder # (= *)
QB Stephen Morris % (= *)
OT Seantrel Henderson % (*), > (=)
OG Jon Feliciano > (=)
C Shane McDermott % (*)
SP Stacy Coley % (*), > (=)

2013

Defense

LB Denzel Perryman (= *)
P Pat O'Donnell (= *)
S Deon Bush > (=)
CB Tracy Howard > (=)

2014

Offense

RB Duke Johnson (= *)
OL Shane McDermott (*), % (=)
WR Phillip Dorsett # (= *)
TE Clive Walford # (= *)
OT Ereck Flowers # (= *)
QB Brad Kaaya % (=), ~ (*), & (*)
OL Jon Feliciano % (=), > (*)

Defense

LB Denzel Perryman (= *)
P Justin Vogel % (= *)
DE Anthony Chickillo % (*), > (=)
DL Olsen Pierre > (= *)
S Deon Bush > (= *)
CB Artie Burns > (*)



ALL-CONFERENCE & CONFERENCE AWARDS

2015

Offense

WR Stacy Coley # (*), % (=)
WR Rashawn Scott % (*)
QB Brad Kaaya % (= *)
RB Joe Yearby % (*), > (=)
K Michael Badgley % (*), > (=)
OT Danny Isidora > (*)

Defense

CB Artie Burns # (= *)
S Deon Bush % (*), > (=)
P Justin Vogel > (*)

2016

Offense

WR Ahmmon Richards # (=), % (*)
OL Danny Isidora # (*), % (=)
WR Stacy Coley % (= *)
RB Mark Walton % (= *)
K Michael Badgley % (*), > (=)
TE David Njoku > (=)

Defense

DB Corn Elder (*), # (=)
P Justin Vogel # (= *)
DL Kendrick Norton % (*)
LB Shaquille Quarterman % (*), > (=)
DB Rayshawn Jenkins > (=)

2017

Offense

K Michael Badgley
TE Christopher Herndon IV #
RB Travis Homer #
WR Braxton Berrios %
OT Kc McDermott %
OL Navaughn Donaldson >
OL Tyler Gauthier >
OL Trevor Darling >
SP Braxton Berrios >

Defense

DL RJ McIntosh #
LB Shaquille Quarterman #
CB Michael Jackson, Jr. #
S Jaquan Johnson #
DL Trent Harris %
DL Kendrick Norton >
LB Michael Pinckney >
CB Malek Young >

2018

Offense

RB Travis Homer #
TE Brevin Jordan #
OL Tyree St. Louis >

Defense

LB Shaquille Quarterman
S Jaquan Johnson #
DL Gerald Willis III #
DB Trajan Bandy %
DE Joe Jackson >
LB Michael Pinckney >
CB Michael Jackson, Sr. >
S Sheldrick Redwine >

2019

Offense

TE Brevin Jordan

Defense

LB Shaquille Quarterman
DE Gregory Rousseau +
LB Michael Pinckney #
CB Trajan Bandy >



ALL-CONFERENCE & CONFERENCE AWARDS

2020

Offense

TE Brevin Jordan #
WR Michael Harley %
QB D'Eriq King >

Defense

S Bubba Bolden #
DE Jaelan Phillips #
DE Quincy Roche %
DL Nesta Jade Silvera >

Special Teams

K Jose Borregales
P Lou Hedley #

2021

Offense

WR Charleston Rambo #
OL DJ Scaife, Jr. #
OL Zion Nelson >
RB Jaylan Knighton >

Defense

DB Tyrique Stevenson >
DB James Williams >

Special Teams

K Andy Borregales >
P Lou Hedley #

2022

Offense

TE Will Mallory #
RB Henry Parrish, Jr. %
OL Jalen Rivers >
OL DJ Scaife, Jr. >

Defense

DB Kam Kinchens
DB Tyrique Stevenson %
DL Akheem Mesidor >
DL Leonard Taylor III >

Special Teams

P Lou Hedley
K Andy Borregales >

BIG EAST KEY:

* indicates unanimous | # second-team | \$ BE Offensive POY | ! BE Defensive POY | ^ BE Special Teams POY
~ BE Rookie of the Year | & BE Co-Defensive POY | @ BE Coach of the Year | all selections first-team unless indicated

ATLANTIC COAST CONFERENCE KEY:

* indicates coaches | = ASCMA (media) | # second-team | % third | > honorable mention | \$ ACC Offensive POY | ! ACC Defensive POY
| ^ ACC Special Teams POY | ~ ACC Overall Rookie of the Year | & ACC D-ROY | + ACC D-ROY | @ ACC Coach of the Year | ` shared honor



ALL-CONFERENCE & CONFERENCE AWARDS

BIG EAST (1991-2003) AWARDS

BIG EAST Offensive Player of the Year

2002 - QB Ken Dorsey / RB Willis McGahee `
2001 - QB Ken Dorsey `
2000 - WR Santana Moss `
1992 - QB Gino Torretta
1991 - QB Gino Torretta

BIG EAST Defensive Player of the Year

2003 - S Sean Taylor
2001 - S Ed Reed `
2000 - LB Dan Morgan
1994 - DL Warren Sapp
1993 - DL Kevin Patrick
1992 - LB Michael Barrow
1991 - LB Darrin Smith `

BIG EAST Special Teams Player of the Year

2001 - PR/KR Phillip Buchanon
2000 - PR Santana Moss
1996 - RS Tremain Mack
1991 - RS Kevin Williams

BIG EAST Rookie of the Year

1998 - OT Joaquin Gonzalez
1997 - WR Reggie Wayne
1994 - DE Kenard Lang

BIG EAST Coach of the Year

2002 - Larry Coker
2001 - Larry Coker
2000 - Butch Davis
1994 - Dennis Erickson
1992 - Dennis Erickson
1991 - Dennis Erickson

ACC (2004-PRESENT) AWARDS

ACC Coach of the Year

2017 - Mark Richt

ACC Overall Rookie of the Year

2014 - QB Brad Kaaya
2012 - RB Duke Johnson
2021 - QB Tyler Van Dyke

ACC Offensive Rookie of the Year

2014 - QB Brad Kaaya
2012 - RB Duke Johnson

ACC Defensive Rookie of the Year

2019 - DE Gregory Rousseau
2008 - LB Sean Spence

Jim Tatum Award (top scholar-athlete)

2017 - WR Braxton Berrios

Brian Piccolo Award (most courageous)

2015 - OL Hunter Knighton
2014 - RB Duke Johnson
2012 - DL Shayon Green
2006 - CB Glenn Sharpe
2004 - RB Frank Gore



ALPHABETICAL #PROCANES ROSTER

ADKINS, Spencer (LB) - Atlanta Falcons (2009-12)
ALYERS, STEVE (TE/C) - Buffalo Bills (1981); New York Jets (1982)
ANDERSON, Ottis (RB) - St. Louis Cardinals (1979-86); New York Giants (1986-92)
ARMBRISTER, Thurston (LB) - Jacksonville Jaguars (2015); Detroit Lions (2015-16)
ARMSTEAD, Jessie (LB) - New York Giants (1993-2001); Washington Redskins (2002-03)
ARMSTRONG, Ray Ray (LB) - St. Louis Rams (2013-14); Oakland Raiders (2015); San Francisco 49ers (2015-17); Cleveland Browns (2018-19)
ATKINS, Baraka (DE) - Seattle Seahawks (2007-08); San Francisco 49ers (2009)

BADGLEY, Michael (K) - Los Angeles Chargers (2018-21); Detroit Lions (2022)
BAILEY, Allen (DL) - Kansas City Chiefs (2011-19); Atlanta Falcons (2020)
BAILEY, Don (C) - Indianapolis Colts (1984-85)
BAILEY, Robert (DB) - Los Angeles Rams (1991-94); Dallas Cowboys (1995); Washington Redskins (2005); Miami Dolphins (1996); Detroit Lions (1997-99); Baltimore Ravens (2000); Detroit Lions (2001)
BANASZAK, Pete (RB) - Oakland Raiders (1966-78)
BANDY, Trajan (CB) - Pittsburgh Steelers (2020)
BARNES, Mike (DT/DE) - Baltimore Colts (1973-81)
BARROW, Micheal (LB) - Houston Oilers (1993-96); Carolina Panthers (1997-99); New York Giants (2000-03); Dallas Cowboys (2005)
BASS, Robert (LB) - Chicago Bears (1995)
BEASON, Jon (LB) - Carolina Panthers (2007-13); New York Giants (2013-15)
BEIER, Tom (DB) - Miami Dolphins (1967, 1969)
BELK, Rocky (WR) - Cleveland Browns (1983)
BELL, Coleman (TE) - Washington Redskins (1994-95); Seattle Seahawks (1996)
BELLINGER, Rodney (DB) - Buffalo Bills (1984-86)
BENJAMIN, Travis (WR) - Cleveland Browns (2012-15); San Diego Chargers (2016); Los Angeles Chargers (2017-19); San Francisco 49ers (2020)
BENNETT, Donnell (RB) - Kansas City Chiefs (1994-2000); Washington Redskins (2001)
BENNETT, Phil (LB) - Boston Patriots (1960)
BENNETT, Woody (RB) - New York Jets (1979-80); Miami Dolphins (1980-88)
BENTLEY, Albert (RB) - Indianapolis Colts (1985-91); Pittsburgh Steelers (1992)
BERLIN, Brock (QB) - St. Louis Rams (2007-08)
BERRIOS, Braxton (WR) - New England Patriots (2018); New York Jets (2019-22); Miami Dolphins (2023)
BERRY, Damien (RB) - Baltimore Ravens (2011-13)
BIBLA, Martin (G) - Atlanta Falcons (2002-05)
BLADES, SR., Al (DB) - San Francisco 49ers (2001-02)
BLADES, Bennie (DB) - Detroit Lions (1988-96); Seattle Seahawks (1997)
BLADES, Brian (WR) - Seattle Seahawks (1988-98)
BLAISE, Kerlin (G) - Detroit Lions (1999-2003)

BOOKMAN, Johnny (DB) - New York Giants (1957); Dallas Texans (1960); New York Titans (1961)
BORREGALES, Jose (K) - Tampa Bay Buccaneers (2021)
BOSHER, Matt (K) - Atlanta Falcons (2011-19)
BOSSELER, Don (FB) - Washington Redskins (1957-64)
BRATTON, Melvin (RB) - Denver Broncos (1989-90)
BROPHY, Jay (LB) - Miami Dolphins (1984-86); New York Jets (1987)
BROUGHTON, Willie (DT/NT) - Indianapolis Colts (1985-86); Dallas Cowboys (1989-90); Los Angeles Raiders (1992-93); New Orleans Saints (1995-96)
BROWN, Andre (WR) - Miami Dolphins (1989-90)
BROWN, Delvin (DB) - Jacksonville Jaguars (2001)
BROWN, Eddie (WR) - Cincinnati Bengals (1985-91)
BROWN, Fred (LB/TE) - Los Angeles Rams (1965); Philadelphia Eagles (1967-69)
BROWN, Jerome (DT) - Philadelphia Eagles (1987-91)
BROWN, Kareem (DT) - New England Patriots (2007); New York Jets (2007-08)
BROWN, Larry (TT) - Kansas City Chiefs (1978-79)
BUCHANON, Phillip (DB) - Oakland Raiders (2002-04); Houston Texans (2005-06); Tampa Bay Buccaneers (2006-08); Detroit Lions (2009); Washington Redskins (2010-11)
BURGESS, James (LB) - San Diego Chargers (1997-98)
BURKE, Mike (P) - Los Angeles Rams (1974)
BURNS, Artie (CB) - Pittsburgh Steelers (2016-19); Chicago Bears (2020)
BURT, Jim (NT/DT) - New York Giants (1981-88); San Francisco 49ers (1989-91)
BUSH, Deon (S) - Chicago Bears (2016-20)
BUTLER, Rashad (T) - Carolina Panthers (2006); Houston Texans (2007-12); Cleveland Browns (2013); Pittsburgh Steelers (2013)
BYRD, LaRon (WR) - Arizona Cardinals (2012-13); Cleveland Browns (2014); Washington Redskins (2015); Carolina Panthers (2016)
CAESAR, Mark (DL) - Miami Dolphins (1994)
CAMPBELL, Calais (DE) - Arizona Cardinals (2008-16); Jacksonville Jaguars (2017-19); Baltimore Ravens (2020-22); Atlanta Falcons (2023)
CARAPPELLA, Al (DT/MG/T/LB) - San Francisco 49ers (1951-55)
CAREY, Vernon (T/G) - Miami Dolphins (2004-11)
CARROLL, Wesley (WR) - New Orleans Saints (1991-92); Cincinnati Bengals (1993)
CARTER, Jamal (DB) - Denver Broncos (2017); Atlanta Falcons (2019-20); Tennessee Titans (2021)
CARTER, Rubin (NT/DT) - Denver Broncos (1975-86)
CESARE, Billy (DB/KR) - Tampa Bay Buccaneers (1978-79); Miami Dolphins (1980); Tampa Bay Buccaneers (1981); Detroit Lions (1982)
CHICKILLO, Anthony (LB) - Pittsburgh Steelers (2015-19); New Orleans Saints (2020)
CHICKILLO, Nick (LB/G) - Chicago Cardinals (1953)
CHICKILLO, Tony (NT/DE/G) - San Diego Chargers (1984-85); New York Jets (1987)
CLARK, Bernard (LB) - Cincinnati Bengals (1990-91); Seattle Seahawks (1991)



ALPHABETICAL #PROCANES ROSTER

CLARK, Howard (LB) - Philadelphia Eagles (2003)
CLEVELAND, Asante (TE) - San Francisco 49ers (2014-15); New England Patriots (2015); San Diego Chargers (2016)
CLINE, Tony (DE) - Oakland Raiders (1970-75); San Francisco 49ers (1976-77)
COCHRANE, Kelly (QB) - Houston Oilers (1972)
COLBERT, Adrian (DB) - San Francisco 49ers (2017-18); Miami Dolphins (2019); Kansas City Chiefs (2020); New England Patriots (2021)
COLEY, STACY (WR) - Minnesota Vikings (2017-18); New York Giants (2018)
CONNERS, Dan (LB) - Oakland Raiders (1964-74)
COOK, Charles (DE) - New York Giants (1983)
COOPER, Mark (G/T) - Denver Broncos (1983-87); Tampa Bay Buccaneers (1987-89)
COPELAND, Horace (WR) - Tampa Bay Buccaneers (1993-95, 1997); Miami Dolphins (1998)
COREY, Walt (LB) - Dallas Texans (1960, 1962); Kansas City Chiefs (1963-66)
CORTES, Julio (LB) - Seattle Seahawks (1987)
COVINGTON, Scott (QB) - Cincinnati Bengals (1999-2001); St. Louis Rams (2002-03)
COX, Jim (TE) - Miami Dolphins (1968)
CURRY, Shane (DE) - Indianapolis Colts (1991)

DAANEN, Jerry (WR) - St. Louis Cardinals (1968-70)
DALLAS, DeeJay (RB) - Seattle Seahawks (2020-23)
DAVENPORT, Najeh (RB) - Green Bay Packers (2002-05); Pittsburgh Steelers (2006-08); Indianapolis Colts (2008)
DAVIS, Tanard (DB) - Indianapolis Colts (2006); Philadelphia Eagles (2007); Tennessee Titans (2008)
DAWKINS, Dale (WR) - New York Jets (1990-93)
DELANEY, Dee (DB) - Jacksonville Jaguars (2018); Washington Commanders (2019); Tampa Bay Buccaneers (2021-23)
DEL BELLO, Jack (QB) - Baltimore Colts (1953)
DEMARCO, Mario (G/LB) - Detroit Lions (1949)
DENNISON, Glenn (TE) - New York Jets (1984); Washington Redskins (1987)
DIAMOND, Charley (T) - Dallas Texans (1960-62); Kansas City Chiefs (1963)
DIXON, Antonio (DT) - Philadelphia Eagles (2009-12); Indianapolis Colts (2012)
DOOLEY, Jim (B/E/FL/TE) - Chicago Bears (1952-61)
DORSETT, Phillip (WR) - Indianapolis Colts (2015-17); New England Patriots (2017-19); Seattle Seahawks (2020); Jacksonville Jaguars (2021); Las Vegas Raiders (2023)
DORSEY, Ken (QB) - San Francisco 49ers (2003-05); Cleveland Browns (2006-08)
DUNN, Gary (NT/DT/DE) - Pittsburgh Steelers (1976-87)

EDWARDS, Eddie (DE/DT) - Cincinnati Bengals (1977-88)
ELDER, Corn (CB) - Carolina Panthers (2017-20); Detroit Lions (2021)
EPPS, Dedrick (TE) - Miami Dolphins (2010); New York Jets (2011-12)
ERICKSON, Craig (QB) - Tampa Bay Buccaneers (1992-94); Indianapolis Colts (1995); Miami Dolphins (1996-97); Chicago Bears (1999)
ETHEREDGE, Carlos (OL) - Indianapolis Colts (1994)
EVANS, Leon (DE) - Detroit Lions (1985-86)

EVERETT, Kevin (TE) - Buffalo Bills (2005-07)

FAGAN, Kevin (DE) - San Francisco 49ers (1987-93)
FEAGLES, Jeff (P) - New England Patriots (1988-89); Philadelphia Eagles (1990-93); Arizona Cardinals (1994-97); Seattle Seahawks (1998-2002); New York Giants (2003-09)
FELICIANO, Jonathan (G) - Oakland Raiders (2015-18); Buffalo Bills (2019-21); New York Giants (2022); San Francisco 49ers (2023)
FINLEY, Romeo (LB) - Los Angeles Chargers (2020)
FITZGERALD, Markese (DB) - Tampa Bay Buccaneers (2002)
FLOWERS, ERECK (T) - New York Giants (2015-18); Washington Redskins (2019); Miami Dolphins (2020); Washington Football Team (2021)
FORD, Chase (TE) - Minnesota Vikings (2012-15)
FORD, Jonathan (DL) - Green Bay Packers (2022-23)
FOREMAN, Chuck (RB) - Minnesota Vikings (1973-79); New England Patriots (1980)
FORSTON, Marcus (DL) - New England Patriots (2012-13)
FOX, Jason (T) - Detroit Lions (2010-13); Miami Dolphins (2014-15)
FOX, Terry (FB/LB) - Philadelphia Eagles (1941, 1945); Miami Seahawks (1946)
FRANKLIN, Orlando (OL) - Denver Broncos (2011-14); San Diego Chargers (2015-16)
FRANKS, Bubba (TE) - Green Bay Packers (2000-07); New York Jets (2008)
FRAZIER, Frank (G) - Washington Redskins (1987)
FROHBOSE, Bill (DB) - Detroit Lions (1974)
FULCHER, Mondriel (TE) - Oakland Raiders (2000-02)
FULLINGTON, Darrell (DB) - Minnesota Vikings (1988-90); New England Patriots (1991); Tampa Bay Buccaneers (1992-93)

GAINES, Jimmy (LB) - Buffalo Bills (2014-15)
GAITER, Tony (WR) - New England Patriots (1997-98); San Diego Chargers (1998-99)
GARVIN, Jonathan (LB) - Green Bay Packers (2020-22)
GARY, Cleveland (RB) - Los Angeles Rams (1989-93); Miami Dolphins (1994)
GAUTHIER, Tyler (OL) - New England Patriots (2020)
GEATHERS, Jason (WR) - New York Giants (2004)
GERMAN, Jammi (WR) - Atlanta Falcons (1998-2001)
GONZALEZ, Joaquin (T) - Cleveland Browns (2002-04); Indianapolis Colts (2005)
GOODEN, Tavares (LB) - Baltimore Ravens (2008-10); San Francisco 49ers (2011-12); Houston Texans (2013)
GORDON, Richard (TE) - Oakland Raiders (2011-12); Pittsburgh Steelers (2013); Kansas City Chiefs (2013-15); Tennessee Titans (2014)
GORE, Frank (RB) - San Francisco 49ers (2005-14); Indianapolis Colts (2015-17); Miami Dolphins (2018); Buffalo Bills (2019); New York Jets (2020)
GRAHAM, Jimmy (TE) - New Orleans Saints (2010-14); Seattle Seahawks (2015-17); Green Bay Packers (2018-19); Chicago Bears (2020-21); New Orleans Saints (2023)
GREAVES, Gary (T) - Houston Oilers (1960)
GREEN, Jamaal (DE) - Philadelphia Eagles (2003-04); Chicago Bears (2005); Washington Redskins (2007)
GREEN, Shayon (LB) - Pittsburgh Steelers (2015)



ALPHABETICAL #PROCANES ROSTER

GREEN, Yatil (WR) - Miami Dolphins (1997-1999)
GRIFFIN, Keith (RB) - Washington Redskins (1984-88)
GUNN, Harland (OL) - Atlanta Falcons (2012-15)
GUNTER, Ladarius (CB) - Green Bay Packers (2015-17); Carolina Panthers (2017-18)

HAGGERTY, Mike (T) - Pittsburgh Steelers (1967-70); New England Patriots (1971); Detroit Lions (1973)

HAM, Derrick (DE) - Washington Redskins (1999-2000); Cleveland Browns (2001)

HANKERSON, Leonard (WR) - Washington Redskins (2011-14); Atlanta Falcons (2015)

HARDEN, Bobby (DB) - Miami Dolphins (1990-93)

HARRAH, Dennis (G/C) - Los Angeles Rams (1975-87)

HARRIS, Brandon (DB) - Houston Texans (2011-13); Tennessee Titans (2014-15)

HARRIS, Derrick (RB) - St. Louis Rams (1996-99); San Diego Chargers (2000)

HARRIS, Orien (DT) - Cleveland Browns (2006); New Orleans Saints (2007); Cincinnati Bengals (2008-09); Detroit Lions (2009)

HAWKINS, Bill (DE/DT) - Los Angeles Rams (1989-92)

HEAPS, Jake (QB) - New York Jets (2015); Seattle Seahawks (2016-17)

HEFFERNAN, Dave (G) - Tampa Bay Buccaneers (1988)

HENDERSON, Seantrel (T) - Buffalo Bills (2014-17); Houston Texans (2018)

HENDRICKS, Dwayne (DT) - New York Giants (2010-11)

HENDRICKS, Ted (LB) - Baltimore Colts (1969-73); Green Bay Packers (1974); Oakland Raiders (1975-81); Los Angeles Raiders (1982-83)

HENRY, Charles (TE) - Miami Dolphins (1991)

HERNDON IV, Christopher (TE) - New York Jets (2018-20)

HESTER, Devin (WR/PR) - Chicago Bears (2006-13); Atlanta Falcons (2014-17)

HEURTELLOU, Calvin (DT) - Denver Broncos (2016)

HIGHSMITH, Alonzo (RB) - Houston Oilers (1987-89); Dallas Cowboys (1990-91)

HILL, Quadtrine (RB) - New England Patriots (2006-07)

HILL, Randal (WR) - Miami Dolphins (1991); Arizona Cardinals (1991-94); Miami Dolphins (1995-96); New Orleans Saints (1997-98)

HOLMES, Kenny (DE) - Tennessee Titans (1997-2000); New York Giants (2001-03)

HOMER, Travis (RB) - Seattle Seahawks (2019-20)

HOWARD, Tracy (DB) - Cleveland Browns (2016); Jacksonville Jaguars (2017)

HUDDOCK, Mike (C) - New York Titans (1960-62); New York Jets (1963-65); Miami Dolphins (1966); Kansas City Chiefs (1967)

HUERTA, Carlos (K) - Chicago Bears (1996); St. Louis Rams (1996)

HURNS, Allen (WR) - Jacksonville Jaguars (2014-17); Dallas Cowboys (2018-19); Miami Dolphins (2021)

IRVIN, Michael (WR) - Dallas Cowboys (1988-2000)

ISIDORA, Danny (OL) - Minnesota Vikings (2017-19); Miami Dolphins (2019-20)

IVEY, DJ (DB) - Cincinnati Bengals (2023)

JACKSON Sr., Michael (DB) - Dallas Cowboys (2019); Detroit Lions (2019); New England Patriots (2020-21)

JACKSON, James (RB) - Cleveland Browns (2001-03); Green Bay Packers (2004); Arizona Cardinals (2005)

JACKSON, Joe (DL) - Dallas Cowboys (2019-20); Cleveland Browns (2020-21)

JACKSON, SR., Michael (DB) - Detroit Lions (2019); New England Patriots (2020); Seattle Seahawks (2021-23)

JAMES, Edgerrin (RB) - Indianapolis Colts (1999-2005); Arizona Cardinals (2006-08); Seattle Seahawks (2009)

JAMES, Javaris (RB) - Indianapolis Colts (2010-11)

JAMES, Mike (RB) - Tampa Bay Buccaneers (2013-16); Detroit Lions (2017)

JELLEY, Tom (DE) - Pittsburgh Steelers (1951)

JENKINS, Darnell (WR) - Houston Texans (2008-09)

JENKINS, Rayshawn (DB) - Los Angeles Chargers (2017-20); Jacksonville Jaguars (2021-23)

JENNINGS, Kelly (DB) - Seattle Seahawks (2006-10); Cincinnati Bengals (2011)

JOHNSON, Alex (WR) - Houston Oilers (1991)

JOHNSON, Andre (WR) - Houston Texans (2003-14); Indianapolis Colts (2015); Tennessee Titans (2016)

JOHNSON, Bruce (DB) - New York Giants (2009-12)

JOHNSON, Duke (RB) - Cleveland Browns (2015-19); Houston Texans (2019-20)

JOHNSON, Jack (DB) - Chicago Bears (1957-59); Buffalo Bills (1960-61); Dallas Texans (1961)

JOHNSON, Jaquan (DB) - Buffalo Bills (2019-22); Las Vegas Raiders (2023)

JOHNSON, Ken (RB) - New York Giants (1979)

JONES, Carlos (CB) - Seattle Seahawks (1998); New Orleans Saints (1999); Minnesota Vikings (2000)

JONES, Chris T. (WR) - Philadelphia Eagles (1995-98); Oakland Raiders (1998-99)

JONES, Daryl (WR) - New York Giants (2002-03)

JONES, Ernie (DB) - Seattle Seahawks (1976); New York Giants (1977-79)

JONES, Jimmie (DT/DE) - Dallas Cowboys (1990-93); L.A./St. Louis Rams (1994-97); Philadelphia Eagles (1997-98)

JONES, K.C. (C) - Denver Broncos (1997-2001)

JONES, Larry (FB) - Washington Redskins (1995-96)

JORDAN, Brevin (TE) - Houston Texans (2021)

JOSEPH, Carlos (OL) - San Diego Chargers (2004)

JOSEPH, Joe (DT) - Washington Redskins (2010)

JOSEPH, William (DT) - New York Giants (2003-07); Oakland Raiders (2008-10)

KAAYA, Brad (QB) - Detroit Lions (2017); Indianapolis Colts (2018)

KALINA, Dave (WR) - Pittsburgh Steelers (1970)

KAMALU, Ufomba (DT) - Houston Texans (2016-18); New England Patriots (2018-19)

KEARNS, Tom (T) - New York Giants (1945); Chicago Cardinals (1946)

KELLY, Jim (QB) - Buffalo Bills (1986-96)

KENNEDY, Cortez (DT) - Seattle Seahawks (1990-2000)

KICHEFSKI, Walt (E) - Pittsburgh Steelers (1940-42); Card-Pitt (1944)

KING, Andre (WR) - Cleveland Browns (2001-04)



ALPHABETICAL #PROCANES ROSTER

KIRBY, Raphael (LB) - Detroit Lions (2016); Jacksonville Jaguars (2017)
 KOHLBRAND, Joe (DE) - New Orleans Saints (1985-89)
 KOSAR, Bernie (QB) - Cleveland Browns (1985-93); Dallas Cowboys (1993); Miami Dolphins (1994-96)
 KRIEN, Darren (LB) - San Diego Chargers (1994-95)
 LANG, Kenard (DE/DT/LB) - Washington Redskins (1997-2001); Cleveland Browns (2002-05); Denver Broncos (2006)
 LARKIN, Eric (DE) - Houston Oilers (1987)
 LATIMER, Don (NT) - Denver Broncos (1978-83)
 LEWIS, Damione (DT) - St. Louis Rams (2001-05); Carolina Panthers (2006-09); Houston Texans (2010)
 LEWIS, Malcolm - Miami Dolphins (2017-18)
 LEWIS, Ray (LB) - Baltimore Ravens (1996-2012)
 LINDER, Brandon (G) - Jacksonville Jaguars (2014-21)
 LIPPETT, Ronnie (DB) - New England Patriots (1983-91)
 LITTLE, Earl (DB) - New Orleans Saints (1997-99); Cleveland Browns (2000-04)
 LOSCH, Jack (HB) - Green Bay Packers (1956)
 LUCHEY, Nick (FB) - Cincinnati Bengals (1999-2002); Green Bay Packers (2003-04); Cincinnati Bengals (2005); Baltimore Ravens (2006)
NOTE: Luchey played under the name Nick Williams at UM

MACK, Tremain (DB) - Cincinnati Bengals (1997-2001)
 MALLORY, Will (TE) - Indianapolis Colts (2023)
 MARION, Fred (DB) - New England Patriots (1982-91)
 MARK, Greg (DE/LB) - Philadelphia Eagles (1990); Miami Dolphins (1990)
 MARSHALL, Alfonso (DB) - Chicago Bears (2004-05)
 MARYLAND, Russell (DT) - Dallas Cowboys (1991-95); Oakland Raiders (1996-99); Green Bay Packers (2000-01)
 MASTERSON, Bob (E) - Washington Redskins (1938-43); Brooklyn Dodgers (1944); Boston Yanks (1945); Brooklyn AAF (1946)
 MATLOCK, John (C) - New York Jets (1967); Cincinnati Bengals (1968)
 MAXEY, Marcus (DB) - Kansas City Chiefs (2006)
 MCCARTHY, Colin (LB) - Tennessee Titans (2011-14)
 MCCLOVER, Darrell (LB) - New York Jets (2004-05); Chicago Bears (2006-07)
 MCCORD, Tyriq (LB) - Pittsburgh Steelers (2016)
 McDERMOTT, KC (OL) - Jacksonville Jaguars (2020-21)
 McDERMOTT, Shane (C) - Carolina Panthers (2015); New York Giants (2016)
 McDUGAL, Bob (FB) - Green Bay Packers (1947)
 McDUGLE, Jerome (DE) - Philadelphia Eagles (2003-07); New York Giants (2008)
 McDOWELL, Bubba (DB) - Houston Oilers (1989-94); Carolina Panthers (1995-96)
 MCGAHEE, Willis (RB) - Buffalo Bills (2003-06); Baltimore Ravens (2007-10); Denver Broncos (2011-12); Cleveland Browns (2013)
 McGEE, Brandon (DB) - St. Louis Rams (2013-15); Dallas Cowboys (2016)
 MCINTOSH, RJ (DL) - New York Giants (2018-20); New Orleans Saints (2021)
 MCINTOSH, Rocky (LB) - Washington Redskins (2006-11); St. Louis Rams (2012); Detroit Lions (2013)
 McKINNIE, Bryant (T) - Minnesota Vikings (2002-10); Baltimore Ravens (2011-13); Miami Dolphins (2013)

McNEIL, Ryan (DB) - Detroit Lions (1993-97); St. Louis Rams (1997-98); Cleveland Browns (1999); Dallas Cowboys (2000); San Diego Chargers (2001-03)
 McVEIGH, John (LB) - Seattle Seahawks (1986)
 MERCER, Ivan (TE) - Washington Redskins (2001-02)
 MERCIER, Richard (OG) - Green Bay Packers (2000-01); Cleveland Browns (2002)
 MERIWEATHER, Brandon (DB) - New England Patriots (2007-11); Washington Redskins (2012-14)
 MILLER, Bill (SE/WR) - Dallas Texans (1962); Buffalo Bills (1963); Oakland Raiders (1964, 1966-68)
 MILLER, Dan (K) - New England Patriots (1982); Washington Redskins (1982); Baltimore Colts (1982)
 MILLER, Lamar (RB) - Miami Dolphins (2012-15); Houston Texans (2016-19); New England Patriots (2020)
 MIRA, George (QB) - San Francisco 49ers (1964-68); Philadelphia Eagles (1969); Miami Dolphins (1971)
 MORGAN, Dan (LB) - Carolina Panthers (2001-07)
 MORRIS, Stephen (DB) - Jacksonville Jaguars (2014); Philadelphia Eagles (2015); Indianapolis Colts (2015-17)
 MORRIS, Victor (LB) - Miami Dolphins (1987)
 MOSS, Santana (WR) - New York Jets (2001-04); Washington Redskins (2005-14)
 MOSS, Sinorice (WR) - New York Giants (2006-09)
 MOSS, Winston (LB) - Tampa Bay Buccaneers (1987-91); L.A. Raiders (1991-94); Seattle Seahawks (1995-97)
 MYERS, Chris (G) - Denver Broncos (2005-07); Houston Texans (2008-14)
 MYERS, Leonard (DB) - New England Patriots (2001-03)
 MUHAMMAD, Al-Quadin (DL) - New Orleans Saints (2017-18); Indianapolis Colts (2018-21); Chicago Bears (2022); Indianapolis Colts (2023)
 NEAL, Speedy (FB) - Buffalo Bills (1984)
 NELMS, Cory (DB) - Oakland Raiders (2012-13)
 NELSON, Bob (NG) - Green Bay Packers (1989-90)
 NORTON, Kendrick (DL) - Carolina Panthers (2018)
 NJOKU, David (TE) - Cleveland Browns (2017-23)
 NICOLAS, Scott (LB) - Cleveland Browns (1982-86); Miami Dolphins (1987)
 NIPPENBERG, John (HB/FB) - Pittsburgh Steelers (1940-41); Detroit Lions (1941)
 O'DONNELL, Pat (P) - Chicago Bears (2014-21); Green Bay Packers (2022-23)
 OJOMO, Adewale (DE) - New York Giants (2012-13)
 OLSEN, Greg (TE) - Chicago Bears (2007-10); Carolina Panthers (2011-19); Seattle Seahawks (2020)
 O'MAHONEY, Jim (LB) - New York Jets (1965-66)
 ORTEGA, Buck (TE) - New Orleans Saints (2008)
 OSBORN, K.J. (WR) - Minnesota Vikings (2020-22)
 OTTO, Jim (C) - Oakland Raiders (1960-74)
 OWENS, Burgess (DB) - New York Jets (1973-79); Oakland/L.A. Raiders (1980-82)
 PALEWICZ, Al (LB) - Kansas City Chiefs (1973-75); New York Jets (1977)



ALPHABETICAL #PROCANES ROSTER

PARRISH, Roscoe (WR) – Buffalo Bills (2005-11), Tampa Bay Buccaneers (2012)

PAYTON, Jarrett (RB) – Tennessee Titans (2005)

PEGUESE, Willis (DE) – Houston Oilers (1990-92); Indianapolis Colts (1992-93)

PERRIMAN, Brett (WR) – New Orleans Saints (1988-90); Detroit Lions (1991-96); Kansas City Chiefs (1997); Miami Dolphins (1997-98)

PERRYMAN, Denzel (LB) – San Diego Chargers (2015-16); Los Angeles Chargers (2017-20), Las Vegas Raiders (2021-22), Houston Texans (2023)

PHILLIPS, Jaelan (DE) – Miami Dolphins (2021-23)

PHILLIPS, Kenny (DB) – New York Giants (2008-12); New Orleans Saints (2015)

PHILLIPS, Randy (DB) – Detroit Lions (2010)

PIERRE, Olsen (DT) – Arizona Cardinals (2016-18); New York Giants (2019)

POPOVICH, Jeff (DB) – Tampa Bay Buccaneers (2000); Atlanta Falcons (2001)

PORTIS, Clinton (RB) – Denver Broncos (2002-03); Washington Redskins (2004-10)

QUARTERMAN, Shaquille (LB) – Jacksonville Jaguars (2020-23)

RAKOCZY, Gregg (C/G/T) – Cleveland Browns (1987-90); New England Patriots (1991-92)

REDWINE, Sheldrick (DB) – Cleveland Browns (2019-21)

REED, Ed (DB) – Baltimore Ravens (2002-12); Houston Texans (2013); New York Jets (2013)

REGIS, Micanor (DT) – Atlanta Falcons (2012-13); Carolina Panthers (2014-15)

RENFROW, Justin (DT/LB) – Green Bay Packers (2014); Seattle Seahawks (2014); San Francisco 49ers (2015); Buffalo Bills (2016)

RICHARDSON, C.J. (DB) – Seattle Seahawks (1996-98)

RILEY, Pat (DE) – Chicago Bears (1995)

ROBERTS, Alfredo (TE/WR) – Kansas City Chiefs (1988-90); Dallas Cowboys (1991-92)

ROBINSON, Fred (LB/DE) – San Diego Chargers (1982-86); Miami Dolphins (1986)

ROCHE, Quincy (LB) – Pittsburgh Steelers (2021)

ROLLE, Antrel (DB) – Arizona Cardinals (2005-09); New York Giants (2010-14); Chicago Bears (2015)

ROMBERG, Brett (C) – Jacksonville Jaguars (2003-05); St. Louis Rams (2006-08); Atlanta Falcons (2009, 2011)

ROUSSEAU, Greg (DE) – Buffalo Bills (2021-23)

RUMPH, Mike (DB) – San Francisco 49ers (2002-05); Washington Redskins (2006); St. Louis Rams (2007)

RUSSELL, Twan (LB) – Washington Redskins (1997-99); Miami Dolphins (2000-02)

RYDER, Nick (FB) – Detroit Lions (1963-64)

SAPP, Warren (DT) – Tampa Bay Buccaneers (1995-2003); Oakland Raiders (2004-07)

SCOTT, Rashawn (WR) – Miami Dolphins (2016-18)

SEARCY, Leon (OL) – Pittsburgh Steelers (1992-95); Jacksonville Jaguars

(1996-2000); Baltimore Ravens (2001); Miami Dolphins (2002)

SEIGLER, Dexter (DB) – Miami Dolphins (1994-95); Seattle Seahawks (1996-98); Arizona Cardinals (1998)

SHANNON, Randy (LB) – Dallas Cowboys (1989-90)

SHARPTON, Darryl (LB) – Houston Texans (2010-13); Washington Redskins (2014); Chicago Bears (2014); Arizona Cardinals (2015)

SHARPE, Glenn (CB) – Atlanta Falcons (2008-08)

SHIELDS, Sam (DB) – Green Bay Packers (2010-16)

SHOCKEY, Jeremy (TE) – New York Giants (2002-07); New Orleans Saints (2008-10); Carolina Panthers (2011)

SILEO, Dan (DT) – Tampa Bay Buccaneers (1987)

SIMON, Jim (G/T) – Detroit Lions (1963-65); Atlanta Falcons (1966-68)

SISK, Johnny (DB) – Chicago Bears (1964)

SMITH, Darrin (LB) – Dallas Cowboys (1993-96); Philadelphia Eagles (1997-98); Seattle Seahawks (1998-99); New Orleans Saints (2000-05)

SMITH, Don (NT/DE/DT) – Atlanta Falcons (1979-84); Buffalo Bills (1985-86); New York Jets (1987)

SMITH, Michael (LB) – Cleveland Browns (2002)

SMITH, Roland (DB) – Atlanta Falcons (1990-92)

SMITH, Russ (RB) – San Diego Chargers (1969-70)

SMITH, Tom (RB) – Miami Dolphins (1993)

SMITH, Willie (TE) – Miami Dolphins (1987)

SPENCE, Sean (LB) – Pittsburgh Steelers (2012-15, 2017); Tennessee Titans (2016-17); Indianapolis Colts (2017)

SPENCER, Darryl (WR) – Atlanta Falcons (1994-95)

ST. LOUIS, Tyree (OL) – Los Angeles Chargers (2020-21)

STARKS, Duane (DB) – Baltimore Ravens (1998-2001); Arizona Cardinals (2002-04); New England Patriots (2005); Oakland Raiders (2006-07)

STEVENSON, Tyrique (DB) – Chicago Bears (2023)

STEWART, James (RB) – Minnesota Vikings (1995-96)

STREETER, Tommy (WR) – Baltimore Ravens (2012); Jacksonville Jaguars (2014); Miami Dolphins (2015)

STUBBS, Daniel (DE/LB) – San Francisco 49ers (1988-89); Dallas Cowboys (1990-91); Cincinnati Bengals (1991-93); Philadelphia Eagles (1995); Miami Dolphins (1996-99)

SULLIVAN, Mike (G/C) – Dallas Cowboys (1991); Tampa Bay Buccaneers (1992-95); Chicago Bears (1996)

SULLIVAN, Tom (RB) – Philadelphia Eagles (1972-77); Cleveland Browns (1978)

SUTTON, Reggie (DB) – New Orleans Saints (1986-87)

SWAIN, John (DB) – Minnesota Vikings (1981-84); Miami Dolphins (1985); Pittsburgh Steelers (1985-86); Miami Dolphins (1987)

SWEENEY, Matt (DE) – Tampa Bay Buccaneers (2000-01)

SWOOPER, Erik (TE) – Indianapolis Colts (2014-17); San Francisco 49ers (2019)

TATAREK, Bob (DT) – Buffalo Bills (1968-72); Detroit Lions (1972)

TAYLOR, Sean (DB) – Washington Redskins (2004-07)

TESTAVERDE, Vinny (QB) – Tampa Bay Buccaneers (1987-92); Cleveland Browns (1993-95); Baltimore Ravens (1996-97); New York Jets (1998-2003); Dallas Cowboys (2004); New York Jets (2005); New England Patriots (2006); Carolina Panthers (2007)



ALPHABETICAL #PROCANES ROSTER

THOMAS, Chad (DL) - Cleveland Browns (2018-20)
THOMAS, Jeff (WR) - New England Patriots (2020)
THOMAS, Lamar (WR) - Tampa Bay Buccaneers (1993-95); Miami Dolphins (1996-00)
THOMAS, Antonio (DT) - New England Patriots (2005-07); Cleveland Browns (2008)
THOMPSON, Woody (RB) - Atlanta Falcons (1975-77)
TORRETTA, Gino (QB) - Minnesota Vikings (1993); Detroit Lions (1994); San Francisco 49ers (1995-96); Seattle Seahawks (1996-97); Indianapolis Colts (1997)
TROSCH, Gene (DE) - Kansas City Chiefs (1967, 1969)
TURNER, John (DB) - Minnesota Vikings (1978-83); San Diego Chargers (1984); Minnesota Vikings (1985, 1987)
TUTEN, Rick (P) - Philadelphia Eagles (1989); Buffalo Bills (1990); Seattle Seahawks (1991-97); St. Louis Rams (1998-99)

VAN DYKE, Demarcus (DB) - Oakland Raiders (2011-12); Pittsburgh Steelers (2012-13); Kansas City Chiefs (2014); Minnesota Vikings (2015); Atlanta Falcons (2016)
VERNON, Olivier (DE) - Miami Dolphins (2012-15); New York Giants (2016-18); Cleveland Browns (2019-20)
VICKERS, Kipp (T/G) - Indianapolis Colts (1995-97); Washington Redskins (1999); Baltimore Ravens (2000-01); Washington Redskins (2002)
VILMA, Jonathan (LB) - New York Jets (2004-07); New Orleans Saints (2008-13)
VOGEL, Justin (P) - Green Bay (2017); Cleveland Browns (2018)
VOLLENWEIDER, Jim (HB) - San Francisco 49ers (1962-63)

WALFORD, Clive (TE) - Oakland Raiders (2015-17); New York Jets (2018)
WALSH, Steve (QB) - Dallas Cowboys (1989-90); New Orleans Saints (1990-93); Chicago Bears (1994-95); St. Louis Rams (1996); Tampa Bay Buccaneers (1997-98); Indianapolis Colts (1999)
WALTERS, Matt (DE) - New York Jets (2003)
WALTON, Mark (RB) - Cincinnati Bengals (2018)
WASHINGTON, Brandon (G) - Philadelphia Eagles (2012); St. Louis Rams (2012-15)
WATERS, Herb (DB) - Green Bay Packers (2016-18)
WATT, Walt (HB/DB) - Chicago Cardinals (1945)
WAYNE, Reggie (WR) - Indianapolis Colts (2001-14)
WEBSTER, Nate (LB) - Tampa Bay Buccaneers (2000-03); Cincinnati Bengals (2004-05); Denver Broncos (2006-08)
WEISACOSKY, Ed (LB) - New York Giants (1967); Miami Dolphins (1968-70); New England Patriots (1971-72)
WERL, Bob (DE/G) - New York Jets (1966)
WHEELER, Jared (OL) - Philadelphia Eagles (2015)
WILFORK, Vince (NT/DT) - New England Patriots (2004-14); Houston Texans (2015-16)
WILLIAMS, Andrew (DE) - San Francisco (2003-04)
WILLIAMS, D.J. (LB) - Denver Broncos (2004-12); Chicago Bears (2013-14)

WILLIAMS, Darryl (DB) - Cincinnati Bengals (1992-95); Seattle Seahawks (1996-99); Cincinnati Bengals (2000-01)
WILLIAMS, Marquez (FB) - Jacksonville Jaguars (2017)
WILLIAMS, Kevin (WR) - Dallas Cowboys (1993-96); Arizona Cardinals (1997); Buffalo Bills (1998-99); San Francisco 49ers (2000)
WILLIAMS, Leon (LB) - Cleveland Browns (2006-08); Dallas Cowboys (2010); Kansas City Chiefs (2012)
WILLIAMS, Lester (NT/DE) - New England Patriots (1982-85); San Diego Chargers (1986); Seattle Seahawks (1987)
WILLIAMS, Marquez (FB) - Cleveland Browns (2017-18)
WILLIAMS, Warren (RB) - Pittsburgh Steelers (1988-92); Indianapolis Colts (1993)
WIMBERLY, Marcus (DB) - Atlanta Falcons (1997)
WINSLOW Jr., Kellen (TE) - Cleveland Browns (2004-08); Tampa Bay Buccaneers (2009-11); New England Patriots (2012); New York Jets (2013)
WINSTON, Eric (T) - Houston Texans (2006-11); Kansas City Chiefs (2012); Arizona Cardinals (2013); Cincinnati Bengals (2014-17)

NOTE: NFL roster status as of August 25, 2023



ALL-TIME #PROCANES BY TEAM

ARIZONA CARDINALS

PLAYER	POS	YEARS
Anderson, Ottis	RB	1979-85
Byrd, LaRon	WR	2012-13
Campbell, Calais	DE	2008-16
Chickillo, Nick	G	1953
Daanen, Jerry	WR	1968-70
Feagles, Jeff	P	1994-97
Gunn, Harland	G	2012-15
Hill, Randal	WR	1991-94
Jackson, James	RB	2005
James, Edgerrin	RB	2006-08
Kearns, Tom	T	1946
Pierre, Olsen	DT	2016-18
Rolle, Antrel	DB	2005-09
Seigler, Dexter	CB	1998
Sharpton, Darryl	LB	2015
Starks, Duane	CB	2002-04
Watt, Walter	HB	1945
Williams, Kevin	WR	1997
Winston, Eric	OT	2013

ATLANTA FALCONS

PLAYER	POS	YEARS
Adkins, Spencer	LB	2009-12
Bailey, Allen	DL	2020
Bibla, Martin	G	2002-05
Bosher, Matt	P/K	2011-19
Campbell, Calais	DL	2023
Carter, Jamal	S	2019-20
German, Jammi	WR	1998-2000
Grace, Jermaine	LB	2017, 2019
Hankerson, Leonard	WR	2015
Hester, Devin	KR	2014-16
Horn, Tyler	C	2012
Matlock, John	C	1970-71
Popovich, Jeff	DB	2001
Regis, Micanor	DT	2012-13
Romberg, Brett	OL	2009, 2011
Sharpe, Glenn	DB	2008-09
Simon, Jim	G	1966-68
Smith, Don	DE	1979-84
Smith, Roland	DB	1990-92
Spencer, Darryl	WR	1994-95
Thompson, Woody	RB	1975-77
Van Dyke, Demarcus	DB	2016
Wimberley, Marcus	S	1997

BALTIMORE RAVENS

PLAYER	POS	YEARS
Bailey, Robert	CB	2000
Berry, Damien	RB	2011-13
Campbell, Calais	DL	2020-21
Gooden, Tavares	LB	2008-10
Lewis, Ray	LB	1996-2012
Luchey, Nick	FB	2006
McGahee, Willis	RB	2007-10
McKinnie, Bryant	OT	2011-13
Reed, Ed	FS	2002-12
Searcy, Leon	OL	2001

PLAYER

Starks, Duane	CB	1998-2001
Streeter, Tommy	WR	2012
Testaverde, Vinny	QB	1996-97
Vickers, Kipp	OL	2000-01
Wilson, Adrian	DE	2001

BUFFALO BILLS

PLAYER	POS	YEARS
Alvers, Steve	TE/C	1981
Bellinger, Rodney	CB	1984-86
Everett, Kevin	TE	2005-07
Feliciano, Jon	OL	2019-21
Gaines, Jimmy	LB	2014-15
Gore, Frank	RB	2019
Hankerson, Leonard	WR	2016
Henderson, Seantrel	T	2014-17
Johnson, Jack	DB	1960-61
Johnson, Jaquan	DB	2019-21
Kelly, Jim	QB	1986-96
Matlock, John	C	1972
McGahee, Willis	RB	2003-06
Miller, Bill	SE	1963
Neal, Robert "Speedy"	FB	1984
Parrish, Roscoe	WR	2005-11
Renfrow, Justin	OL	2016
Rousseau, Gregory	DE	2021
Smith, Don	DE	1985-86
Tatarek, Bob	DT	1968-72
Tuten, Rick	P	1990
Williams, Kevin	WR	1998-99

CAROLINA PANTHERS

PLAYER	POS	YEARS
Armstead, Jessie	LB	2004
Barrow, Micheal	LB	1997-99
Beason, Jon	LB	2007-13
Butler, Rashad	OT	2006
Byrd, LaRon	WR	2016-17
Elder, Corn	CB	2017-20
Lewis, Damione	DT	2006-09
McDermott, Shane	C	2015
McDowell, Bubba	DB	1995-97
Morgan, Dan	LB	2001-07
Norton, Kendrick	DL	2018
Olsen, Greg	TE	2011-19
Perryman, Denzel	LB	2021
Regis, Micanor	DT	2014-15
Shockey, Jeremy	TE	2011
Testaverde, Vinny	QB	2007

CHICAGO BEARS

PLAYER	POS	YEARS
Bass, Robert	LB	1995
Beason, Jon	LB	2013-15
Burns, Artie	CB	2020-21
Bush, Deon	S	2016-21
Dooley, Jim	FL	1952-54, 1956-57, 1959-62



ALL-TIME #PROCANES BY TEAM

PLAYER	POS	YEARS
Erickson, Craig	QB	1999
Graham, Jimmy	TE	2020-21
Green, Jamaal	DE	2005-06
Hester, Devin	KR	2006-13
Huerta, Carlos	K	1996
Johnson, Jack	DB	1957-59
Marshall, Alfonso	DB	2004-05
McClover, Darrell	LB	2006-07
Meriweather, Brandon	S	2011
O'Donnell, Pat	P	2014-21
Olsen, Greg	TE	2007-10
Riley, Pat	DE	1995
Rolle, Antrel	DB	2015
Sharpton, Darryl	LB	2014
Sisk, Johnny	DB	1964
Stevenson, Tyrique	DB	2023
Sullivan, Mike	G	1996
Walsh, Steve	QB	1994-95
Williams, D.J.	LB	2013-14
Wise, Ty	C	2001

CINCINNATI BENGALS

PLAYER	POS	YEARS
Brown, Eddie	WR	1985-91
Carroll, Wesley	WR	1993
Clark, Bernard	LB	1990-91
Covington, Scott	QB	1999-2001
Edwards, Eddie	DE	1977-88
Harris, Orien	DT	2008-09
Ivey, DJ	DB	2023
Jennings, Kelly	DB	2011
Luchey, Nick	FB	1999-2002, 2005
Mack, Tremain	S	1997-2001
Matlock, John	C	1968
Stubbs, Daniel	DE	1991-93
Webster, Nate	LB	2004-05
Williams, Darryl	DB	1992-95, 2000-01
Williams, Nick	FB	1999-2002
Walton, Mark	RB	2018
Winston, Eric	OT	2014-17

CLEVELAND BROWNS

PLAYER	POS	YEARS
Armstrong, Ray Ray	LB	2018-19
Belk, Rocky	WR	1983
Benjamin, Travis	WR	2012-15
Butler, Rashad	OT	2013
Byrd, LaRon	WR	2014
Dorsey, Ken	QB	2006-08
German, Jammi	WR	2001
Gonzalez, Joaquin	OL	2002-04
Grace, Jermaine	LB	2019
Ham, Derrick	DE	2001
Harris, Orien	DT	2006
Howard, Tracy	DB	2016
Jackson, James	RB	2001-03
Jackson, Joe	DE	2020-21
Johnson, Duke	RB	2015-19
King, Andre	WR	2001-04
Kosar, Bernie	QB	1985-93
Lang, Kenard	DE	2002-05

PLAYER	POS	YEARS
Little, Earl	DB	2000-04
McGahee, Willis	RB	2013
McNeil, Ryan	DB	1999
Mercier, Richard	OL	2002
Nicolas, Scott	LB	1982-86
Njoku, David	TE	2017-23
Rakoczy, Gregg	C	1987-90
Redwine, Sheldrick	DB	2019-21
Smith, Michael	LB	2002
Sullivan, Tom	RB	1978
Testaverde, Vinny	QB	1993-95
Thomas, Chad	DB	2018-20
Thomas, Antonio	DT	2008
Vernon, Olivier	DL	2019-20
Vogel, Justin	P	2018
Williams, Leon	LB	2006-08
Williams, Marquez	FB	2018
Winslow II, Kellen	TE	2004-08

DALLAS COWBOYS

PLAYER	POS	YEARS
Bailey, Robert	DB	1995
Barrow, Micheal	LB	2005
Bell, Coleman	TE	1993
Broughton, Willie Lee	DE	1989-90
Gunn, Harland	G	2012
Highsmith, Alonzo	RB	1990-91
Hurns, Allen	WR	2018-19
Irvin, Michael	WR	1988-2000
Jackson Sr., Michael	DB	2019
Jackson, Joe	DL	2019-20
Jones, Jimmie	DT	1990-93
Kosar, Bernie	QB	1993
Maryland, Russell	DT	1991-95
McGee, Brandon	CB	2016
McNeil, Ryan	DB	2000
Roberts, Alfredo	TE	1991-92
Shannon, Randy	LB	1989-90
Smith, Darrin	LB	1993-96
Stubbs, Dan	DE	1990-91
Sullivan, Mike	OL	1991
Testaverde, Vinny	QB	2004
Walsh, Steve	QB	1989-90
Williams, Leon	LB	2010
Williams, Kevin	KR	1993-96

DENVER BRONCOS

PLAYER	POS	YEARS
Bratton, Melvin	RB	1989-90
Brown, Delvin	DB	2002
Carter, Jamal	DB	2017-19
Carter, Rubin	NT	1975-86
Cooper, Mark	G	1983-87
Franklin, Orlando	OL	2011-2014
Goodman, Harvey	G	1976
Heurtelou, Calvin	DT	2016
Jones, K.C.	C	1997-2001
Kang, Kenard	DE	2006
Latimer, Don	NT	1978-83
McGahee, Willis	RB	2011-12



ALL-TIME #PROCANES BY TEAM

PLAYER	POS	YEARS
Myers, Chris	G	2005-07
Portis, Clinton	RB	2002-03
Webster, Nate	LB	2006-08
Williams, D.J.	LB	2004-12

DETROIT LIONS

PLAYER	POS	YEARS
Armbrister, Thurston	LB	2016-17
Badgley, Michael	K	2022-23
Bailey, Robert	CB	1997-99, 2001
Blades, Bennie	DB	1988-96
Blaise, Kerlin	OL	1998-2003
Buchanan, Phillip	CB	2009
Cesare, Billy	DB/KR	1982
DeMarco, Mario	G	1949
Elder, Corn	DB	2021
Evans, Leon	DE	1985-86
Fox, Jason	T	2010-13
Frohbose, Bill	DB	1974
Haggerty, Mike	T	1973
Harris, Orien	DT	2009
Jackson, Sr., Michael	CB	2019
James, Mike	RB	2017
Kaaya, Brad	QB	2017
Kirby, Raphael	LB	2016
McIntosh, Rocky	LB	2013
McNeil, Ryan	DB	1993-97
Noppenberg, John	HB/FB	1941
Perriman, Brett	WR	1991-96
Phillips, Randy	DB	2010
Ryder, Nick	FB	1963-64
Simon, Jim	G	1963-65
Tatarek, Bob	DT	1972
Torretta, Gino	QB	1994

GREEN BAY PACKERS

PLAYER	POS	YEARS
Davenport, Najeh	RB	2002-05
Ford, Jonathan	DL	2022-3
Franks, Bubba	TE	2000-07
Graham, Jimmy	TE	2018-19
Garvin, Jonathan	LB	2020-21
Gunter, Ladarius	CB	2015-2017
Hendricks, Ted	LB	1974
Jackson, James	RB	2004
Losch, Jack	HB	1956
Luchey, Nick	FB	2003-04
Maryland, Russell	DT	2000-01
McDougal, Bob	B	1947
Mercier, Richard	G	2000-01
Nelson, Bob	NG	1989-90
Renfrow, Justin	DT	2014
Shields, Sam	CB	2010-16
Vogel, Justin	P	2017
Waters, Herb	DB	2016-18

HOUSTON TEXANS

PLAYER	POS	YEARS
Buchanan, Phillip	CB	2005-06
Butler, Rashad	OT	2007-12

PLAYER	POS	YEARS
Gooden, Tavares	LB	2013
Harris, Brandon	CB	2011-13
Henderson, Seantrel	OL	2018-19
Jenkins, Darnell	WR	2008-09
Johnson, Andre	WR	2003-14
Johnson, Duke	RB	2019-20
Jordan, Brevin	TE	2021
Kamalu, Ufomba	DT	2016-18
Lewis, Damione	DT	2010
Miller, Lamar	RB	2016-19
Myers, Chris	OL	2008-14
Perryman, Denzel	LB	2023
Reed, Ed	DB	2013
Sharpton, Darryl	LB	2010-13
Wilfork, Vince	DT	2015-16
Winston, Eric	OT	2006-11

INDIANAPOLIS COLTS

PLAYER	POS	YEARS
Bailey, Don	C	1984-85
Barnes, Mike	DE	1973-81
Bentley, Albert	RB	1985-91
Broughton, Willie Lee	NT	1985-86
Curry, Shane	DT	1991
Davenport, Najeh	RB	2008
Davis, Tanard	DB	2006
Del Bello, Jack	QB	1953
Dixon, Antonio	DT	2012
Dorsett, Phillip	WR	2015-17
Erickson, Craig	QB	1995
Etheredge, Carlos	OL	1994
Gonzalez, Joaquin	OL	2005
Gore, Frank	RB	2015-17
Hendricks, Ted	LB	1969-73
James, Edgerrin	RB	1999-2005
James, Javaris	RB	2010-11
Johnson, Andre	WR	2015
Mallory, Will	TE	2023
Morris, Stephen	QB	2015-17
Miller, Danny	P/K	1982
Muhammad, Al-Quadin	DL	2018-21
Peguese, Willis	DE	1992-93
Spence, Sean	LB	2017
Swoope, Erik	TE	2015-16, 2018
Toretta, Gino	QB	1997
Vickers, Kipp	OL	1995-97
Walsh, Steve	QB	1999
Wayne, Reggie	WR	2001-14
Williams, Warren	RB	1993

JACKSONVILLE JAGUARS

PLAYER	POS	YEARS
Armbrister, Thurston	LB	2015-16
Brown, Delvin	DB	2001
Campbell, Calais	DE	2017-19
Dorsett, Phillip	WR	2021
Flowers, Ereck	OL	2018
Hurns, Allen	WR	2014-17
Howard, Tracy	DB	2017
Jenkins, Rayshawn	DB	2021-23



ALL-TIME #PROCANES BY TEAM

PLAYER	POS	YEARS
Kirby, Raphael	LB	2017
Linder, Brandon	OG	2014-21
McDermott, KC	OL	2020-21
Morris, Stephen	QB	2014
Quarterman, Shaquille	LB	2020-23
Romberg, Brett	C	2003-05
Searcy, Leon	OT	1996-2000
Streeter, Tommy	WR	2014
Williams, Marquez	FB	2017

KANSAS CITY CHIEFS

PLAYER	POS	YEARS
Bailey, Allen	DE	2011-2019
Bennett, Donnell	RB	1994-2000
Bookman, Johnny	DB	1960
Brown, Larry	T	1978-79
Colbert, Adrian	DB	2020
Corey, Walt	LB	1960-66
Diamond, Charley	T	1960-63
Gordon, Richard	TE	2013-15
Hudock, Mike	C	1967
Johnson, Jack	DB	1961
Maxey, Marcus	CB	2006
Miller, Bill	SE	1962
Palewicz, Al	LB	1973-75
Perriman, Brett	WR	1997
Roberts, Alfredo	TE	1988-90
Trosch, Gene	DT	1967-69
Van Dyke, DeMarcus	CB	2014
Williams, Leon	LB	2012
Winston, Eric	OT	2012

LAS VEGAS RAIDERS

PLAYER	POS	YEARS
Armstrong, Ray Ray	LB	2015
Banaszak, Pete	RB	1966-78
Broughton, Willie Lee	DT	1992-93
Buchanan, Phillip	CB	2002-04
Cline, Tony	DE	1970-75
Connors, Dan	LB	1964-74
Copeland, Horace	WR	1999
Dorsett, Philip	WR	2023
Feliciano, Jon	OL	2015-18
Fulcher, Mondriel	TE	2000-02
Gordon, Richard	TE	2011-12
Hendricks, Ted	LB	1975-83
Jones, Chris T.	WR	1998-99
Joseph, William	DT	2008-10
Maryland, Russell	DT	1996-99
Miller, Bill	SE	1964, 1966-68
Moss, Winston	LB	1991-94
Nelms, Cory	DB	2012-13
Otto, Jim	C	1960-74
Owens, Burgess	S	1980-82
Parrish, Roscoe	WR	2012
Sapp, Warren	DT	2004-07
Starks, Duane	CB	2006-07
Swoope, Erik	TE	2019
Van Dyke, DeMarcus	CB	2011-12
Walford, Clive	TE	2015-17

LOS ANGELES CHARGERS

PLAYER	POS	YEARS
Badgley, Michael	PK	2018-21
Benjamin, Travis	WR	2017-19
Burgess, James	LB	1997-98
Chickillo, Tony	NT	1984-85
Cleveland, Asante	TE	2016-17
Finley, Romeo	LB	2020
Franklin, Orlando	OL	2015-16
Gaiter, Tony	WR	1998-99
Harris, Derrick	FB	2000
Jenkins, Rayshawn	DB	2017-20
Joseph, Carlos	OT	2004
Krien, Darren	LB	1994-95
McNeil, Ryan	CB	2001-03
Parrish, Roscoe	WR	2012
Perryman, Denzel	LB	2015-19
Robinson, Fred	DE	1982-86
Smith, Russ	RB	1969-70
St. Louis, Tyree	OL	2020-21
Turner, John	DB	1984
Williams, Lester	DL	1986

LOS ANGELES RAMS

PLAYER	POS	YEARS
Bailey, Robert	DB	1991-94
Berlin, Brock	QB	2007-08
Brown, Fred	LB/DE	1965
Burke, Mike	P	1974
Covington, Scott	Qb	2002-03
Gary, Cleveland	RB	1989-93
Harrah, Dennis	G	1975-87
Harris, Derrick	FB	1996-99
Hawkins, Bill	DE	1989-92
Huerta, Carlos	K	1996
Jones, Jimmie	DT	1994-97
Lewis, Damione	DT	2001-05
McGee, Brandon	CB	2013-15
McIntosh, Rocky	LB	2012
McNeil, Ryan	DB	1997-98
Romberg, Brett	C	2006-08
Rumph, Mike	DB	2007
Shields, Sam	DB	2018-19
Tuten, Rick	P	1998-99
Walsh, Steve	QB	1996
Washington, Brandon	OL	2012-15

MIAMI DOLPHINS

PLAYER	POS	YEARS
Bailey, Robert	CB	1996
Beier, Tom	S	1967, 1969
Bennett, Woody	FB	1980-88
Berrios, Braxton	WR	2023
Brophy, Jay	LB	1984-86
Brown, Andre	WR	1989-90
Caesar, Mark	DL	1994
Carey, Vernon	OL	2004-11
Cesare, Billy	S	1980
Copeland, Horace	WR	1998
Cox, Jim	TE	1968
Epps, Dedrick	TE	2010



ALL-TIME #PROCANES BY TEAM

PLAYER	POS	YEARS
Erickson, Craig	QB	1996-97
Flowers, Ereck	OL	2020
Fox, Jason	OT	2014-15
Gary, Cleveland	RB	1994
Gore, Frank	RB	2018
Green, Yatil	WR	1997-1999
Harden, Bobby	S	1990-93
Harris, Trent	DL	2019-20
Henry, Charles	TE	1991
Hill, Randal	WR	1991, 1995-96
Hudock, Mike	C	1966
Hurns, Allen	WR	2021
Isidora, Danny	OL	2019-20
Kosar, Bernie	QB	1994-96
Lewis, Malcolm	WR	2017-18
Mark, Greg	DE	1990
McKinnie, Bryant	OT	2013
Miller, Lamar	RB	2012-15
Mira, George	QB	1971
Morris, Victor	LB	1987
Nicolas, Scott	LB	1987
Perriman, Brett	WR	1997-98
Phillips, Jaelan	DE	2021-23
Robinson, Fred	LB	1986
Russell, Twan	LB	2000-02
Scott, Rashawn	WR	2016-18
Searcy, Leon	OT	2002
Seigler, Dexter	DB	1994-95
Smith, Tom	RB	1973
Smith, Willie	TE	1987
Streeter, Tommy	WR	2015
Stubbs, Daniel	DE	1996-99
Swain, John	CB	1985, 1987
Thomas, Lamar	WR	1997-2000
Tucker, Syii	TE	1998
Vernon, Olivier	DE	2012-15
Walters, Matt	P	2005
Weisacosky, Ed	LB	1968-70
Willis, Gerald	DL	2019
Wimberly, Marcus	S	1999

MINNESOTA VIKINGS

PLAYER	POS	YEARS
Boireau, Michael	DE	2000-01
Coley, Stacy	WR	2017-18
Ford, Chase	TE	2012-15
Foreman, Chuck	RB	1973-79
Fullington, Darrell	DB	1988-90
Isidora, Danny	OL	2017-19
Jones, Carlos	DB	2000
McKinnie, Bryant	OT	2002-10
Osborn, K.J.	WR	2020-23
Stewart, James	RB	1995-96
Swain, John	CB	1981-84
Turner, John	DB	1978-83, 85, 87
Torretta, Gino	QB	1993
Van Dyke, DeMarcus	CB	2015

NEW ENGLAND PATRIOTS

PLAYER	POS	YEARS
Bennett, Phil	LB	1960
Berrios, Braxton	WR	2018-19
Brown, Kareem	DT	2007
Cleveland, Asante	TE	2016
Colbert, Adrian	DB	2021
Dorsett, Phillip	WR	2017-19
Feagles, Jeff	P	1988-89
Foreman, Chuck	RB	1980
Forston, Marcus	DT	2012-13
Fullington, Darrell	S	1991
Gaiter, Tony	WR	1997-98
Gauthier, Tyler	OL	2020
Haggerty, Mike	T	1971
Hill, Quadtrine	RB	2006-07
Jackson, Michael	DB	2020-21
Kamalu, Ufomba	DL	2019
Lippett, Ronnie	CB	1983-91
Marion, Fred	S	1982-91
Meriweather, Brandon	S	2007-11
Miller, Danny	K	1982
Miller, Lamar	RB	2020
Myers, Leonard	CB	2001-03
Rakoczy, Gregg	C	1991-92
Sievers, Todd	P	2003
Starks, Duane	CB	2005
Testaverde, Vinny	QB	2006
Thomas, Jeff	WR	2020
Thomas, Santonio	DT	2005-07
Weisacosky, Ed	LB	1971-72
Wilfork, Vince	DT	2004-14
Williams, Lester	NT	1982-85
Winslow II, Kellen	TE	2012

NEW ORLEANS SAINTS

PLAYER	POS	YEARS
Broughton, Willie Lee	DT	1995-96
Carroll, Wesley	WR	1991-92
Chickillo, Anthony	LB	2020
Graham, Jimmy	TE	2010-14, 2023
Harris, Derrick	RB	2000-01
Harris, Orien	DT	2007
Hill, Randal	WR	1997-98
Jones, Carlos	DB	1999
Kohlbrand, Joe	DE	1985-89
Little, Earl	DE	1987-99
McIntosh, RJ	DL	2021
Muhammad, Al-Quadin	DE	2017-18
Ortega, Buck	TE	2008
Perriman, Brett	WR	1988-90
Phillips, Kenny	S	2015
Shockey, Jeremy	TE	2008-10
Smith, Darrin	LB	2000-05
Sutton, Reggie	DB	1986-87
Vilma, Jonathan	LB	2008-13
Walsh, Steve	QB	1990-93



ALL-TIME #PROCANES BY TEAM

NEW YORK GIANTS

PLAYER	POS	YEARS
Anderson, Ottis	RB	1986-92
Armstead, Jessie	LB	1993-2001
Armstrong, Ray Ray	LB	2017-18
Barrow, Micheal	LB	2000-03
Bookman, Johnny	DB	1957
Burt, Jim	NT	1981-88
Coley, Stacy	WR	2018
Cook, Charles	NT	1983
Feagles, Jeff	P	2003-09
Flowers, Ereck	OT	2015-16
Geathers, Jason	WR	2004
Harris, Trent	DE	2021
Hendricks, Dwayne	DT	2010-11
Holmes, Kenny	DE	2001-04
Johnson, Bruce	CB	2009-12
Johnson, Ken	RB	1979
Jones, Daryl	WR	2002-03
Jones, Ernie	DB	1977-79
Joseph, William	DT	2003-07
Kearns, Tom	T	1945
Mark, Greg	DE	1990
McDermott, Shane	C	2016
McDougle, Jerome	DE	2008
McIntosh, RJ	DL	2018-20
Moss, Sinorice	WR	2006-09
Ojomo, Adewale	DE	2012-13
Phillips, Kenny	S	2008-12
Pierre, Olsen	DL	2019
Rolle, Antrel	DB	2010-14
Shockey, Jeremy	TE	2002-07
Vernon, Olivier	DE	2016-18
Weisacosky, Ed	LB	1967

NEW YORK JETS

PLAYER	POS	YEARS
Alvers, Steve	TE/C	1982
Bennett, Woody	RB	1979-80
Berrios, Braxton	WR	2019-21
Bookman, Johnny	DB	1961
Brophy, Jay	LB	1987
Brown, Kareem	DT	2007-08
Chickillo, Tony	DE	1987
Dawkins, Dale	WR	1990-93
Dennison, Glenn	TE	1984
Epps, Dedrick	TE	2011-12
Franks, Bubba	TE	2008
Gore, Frank	RB	2020
Heaps, Jake	QB	2015
Herndon, Chris	TE	2018-21
Hudock, Mike	C	1960-65
Matlock, John	CB	1967
McClover, Darrell	LB	2004-05
Moss, Santana	WR	2001-04
O'Mahoney, Jim	LB	1965-66
Owens, Burgess	S	1973-79
Palewicz, Al	LB	1977
Reed, Ed	DB	2013
Smith, Don	DT	1987
Testaverde, Vinny	QB	1998-2003, 2005

Vilma, Jonathan	LB	2004-07
Walford, Clive	TE	2018
Walters, Matt	P	2003
Werl, Bob	DE	1966
Winslow II, Kellen	TE	2013

PHILADELPHIA EAGLES

PLAYER	POS	YEARS
Brown, Fred	LB/DE	1967-69
Brown, Jerome	DT	1987-91
Clark, Howard	LB	2003
Davis, Tanard	DB	2007
Dixon, Antonio	DT	2009
Feagles, Jeff	P	1990-93
Ford, Chase	DE	2012
Fox, Terry	FB	1941, 1945
Green, Jamaal	DE	2003-04
Jones, Chris T.	WR	1995-98
Jones, Jimmie	DL	1997-98
Jones, Larry	RB	1996-97
Mark, Greg	DE	1990
McDougle, Jerome	DE	2003-07
Mira, George	QB	1969
Morris, Stephen	QB	2015
Patchan, Matt	OT	1988
Smith, Darrin	LB	1997-98
Stubbs, Daniel	DE	1995
Sullivan, Tom	RB	1972-77
Tuten, Rick	P	1989
Washington, Brandon	OL	2012
Wheeler, Jared	OL	2015

PITTSBURGH STEELERS

PLAYER	POS	YEARS
Bandy, Trajan	CB	2020
Bentley, Albert	RB	1992
Burns, Artie	CB	2016-19
Butler, Rashad	OT	2013
Chickillo, Anthony	DL	2015-19
Davenport, Najeh	RB	2006-08
Dunn, Gary	NT	1976-87
Gordon, Richard	TE	2013
Green, Shayon	LB	2015
Haggerty, Mike	T	1967-70
Jelley, Tom	E	1951
Kalina, Dave	WR	1970
Kichefski, Walt	E	1940-42
McCord, Tyriq	LB	2016
Noppenberg, John	HB/FB	1940-41
Roche, Quincy	LB	2021
Searcy, Leon	OL	1992-95
Spence, Sean	LB	2012-15, 2017-18
Swain, John	CB	1985-86
Van Dyke, DeMarcus	CB	2012-13
Waters, Herb	DB	2019
Williams, Warren	RB	1988-92

SAN FRANCISCO 49ERS

PLAYER	POS	YEARS
Armstrong, Ray Ray	LB	2015-17
Atkins, Baraka	DE	2009



ALL-TIME #PROCANES BY TEAM

PLAYER	POS	YEARS	PLAYER	POS	YEARS
Benjamin, Travis	WR	2020-21	Cesare, Billy	DB/KR	1978-79, 1981
Blades, Al	DB	2001-02	Cooper, Mark	G	1987-89
Burt, Jim	NT	1989-91	Copeland, Horace	WR	1993-98
Carapella, Al	T	1951-55	Delaney, Dee	DB	2021
Cleveland, Asante	TE	2014-15	Erickson, Craig	QB	1992-94
Cline, Tony	DE	1976-77	Fitzgerald, Markese	DB	2002
Colbert, Adrian	DB	2017-19	Fullington, Darrell	DB	1992-93
Dorsey, Ken	QB	2003-05	Heffernan, David	OL	1988
Fagan, Kevin	DE	1987-93	James, Mike	RB	2013-16
Feliciano, Jonathan	OL	2023	Moss, Winston	LB	1987-91
Gore, Frank	RB	2005-14	Parrish, Roscoe	WR	2012
Gooden, Tavares	LB	2011-12	Popovich, Jeff	DB	2000
Mira, George	QB	1964-68	Sapp, Warren	DT	1995-2003
Renfrow, Justin	DT	2015	Sileo, Dan	DT	1987
Rumph, Mike	CB	2002-05	Sullivan, Mike	OL	1992-95
Stubbs, Dan	DE	1988-89	Sweeney, Matt	DE	2000-01
Torretta, Gino	QB	1995-96	Testaverde, Vinny	QB	1987-92
Vollenweider, Jim	RB	1962-63	Thomas, Lamar	WR	1993-95
Williams, Andrew	DE	2003-04	Walsh, Steve	QB	1997-98
Williams, Kevin	WR	2000	Webster, Nate	LB	2000-03
			Winslow II, Kellen	TE	2009-11

SEATTLE SEAHAWKS

PLAYER	POS	YEARS
Atkins, Baraka	DE	2007-08
Bell, Coleman	TE	1996
Blades, Bennie	DB	1997
Blades, Brian	WR	1988-98
Clark, Bernard	LB	1991
Cortes, Julio	LB	1987
Dallas, DeeJay	RB	2020-23
Dorsett, Phillip	WR	2020
Feagles, Jeff	P	1998-2002
Graham, Jimmy	TE	2015-17
Heaps, Jake	QB	2016-17
Homer, Travis	RB	2019-21
Jackson, Sr., Michael	DB	2022-23
James, Edgerrin	RB	2009
Jennings, Kelly	CB	2006-10
Jones, Carlos	CB	1998
Jones, Ernie	DB	1976
Kennedy, Cortez	DT	1990-2000
McVeigh, John	DE	1986
Moss, Winston	LB	1995-97
Olsen, Greg	TE	2020
Renfrow, Justin	DT	2014
Richardson, C.J.	DB	1996-98
Siegler, Dexter	CB	1996-98
Smith, Darrin	LB	1998-99
Torretta, Gino	QB	1996-97
Tuten, Rick	P	1991-97
Winslow II, Kellen	TE	2012
Williams, Darryl	DB	1996-99
Williams, Lester	DL	1987

TAMPA BAY BUCCANEERS

PLAYER	POS	YEARS
Bailey, Don	C	1983
Borregales, Jose	K	2021
Buchanan, Phillip	DB	2008-08

TENNESSEE TITANS

PLAYER	POS	YEARS
Barrow, Micheal	LB	1993-96
Carter, Jamal	DB	2021
Cochrane, Kelly	QB	1972
Davis, Tanard	DB	2008
Gordon, Richard	TE	2014
Greaves, Gary	DE	1960
Harris, Brandon	DB	2014-15
Highsmith, Alonzo	FB	1987-89
Holmes, Kenny	DE	1997-2003
Johnson, Alex	WR	1991
Larkin, Eric	T	1987
McCarthy, Colin	LB	2011-14
McDowell, Bubba	S	1989-94
Payton, Jarrett	RB	2005
Peguese, Willis	DE	1990-92
Spence, Sean	LB	2016

WASHINGTON FOOTBALL TEAM

PLAYER	POS	YEARS
Armstead, Jessie	LB	2002-03
Bailey, Robert	CB	1995
Barrow, Micheal	LB	2004
Bell, Coleman	TE	1994-95
Bennett, Donnell	RB	2001
Bosseler, Don	FB	1957-64
Buchanan, Phillip	DB	2010-11
Byrd, LaRon	WR	2015
Dennison, Glenn	TE	1987
Flowers, Ereck	OL	2019, 2021
Frazier, Frank	G	1987
Green, Jamaal	DE	2007
Griffin, Keith	RB/KR	1984-88
Ham, Derrick	DE	1999-2000
Hankerson, Leonard	WR	2011-14
Jones, Larry	RB	1995-96



ALL-TIME #PROCANES BY TEAM

Joseph, Joe	DT	2010
Lang, Kenard	DE	1997-2001
Masterson, Bob	E	1938-43
McIntosh, Rocky	LB	2006-11
Mercer, Ivan	TE	2001-02
Meriweather, Brandon	S	2012-14
Miller, Danny	K	1982
Moss, Santana	WR	2005-14
Portis, Clinton	RB	2004-10
Rumph, Mike	CB	2006
Taylor, Sean	S	2004-07
Russell, Twan	LB	1997-99
Vickers, Kipp	OG	1999, 2002



NFL DRAFT PICKS

EARLY ERA

1936-1959

YEAR	RD	PICK	NAME, POS.	TEAM
1938	6	50	Bob Masterson, E	Chicago Bears
1940	13	113	John Noppenberg, B	Pittsburgh Steelers
	22	197	Walt Kichefski, E	Chicago Bears
1941	17	153	Terry Fox, B	Pittsburgh Steelers
1942	8	68	Tom Kearns, T	New York Giants
	15	140	Joe Krutulis, E	Chicago Bears
1944	18	183	Howie Plasman, B	Chicago Bears
	28	289	Pat Petroski, G	Pittsburgh Steelers
1945	3	18	Walter Watt, B	Chicago Cardinals
1946	23	211	Bill Levitt, C	Boston Yanks
	23	217	Ed Cameron, G	Philadelphia Eagles
1947	7	51	Tony Yovicsin, E	Philadelphia Eagles
	8	56	Harvey James, C	Detroit Lions
	9	72	Bob McDougal, B	Green Bay Packers
1949	11	102	Ernie Settembre, T	Detroit Lions
	11	83	Ernie Settembre, T	Buffalo (AAFC)
1951	4	49	Tom Jelley, E	Chicago Bears
	5	54	Al Carapella, T	San Francisco 49ers
	13	152	Pete Mastellone, C	Philadelphia Eagles
	18	218	Frank Smith, B	New York Giants
	29	314	Ralph Fieler, E	Green Bay Packers
1952	1	8	Jim Dooley, B	Chicago Bears
	30	352	Wilfred Stolk, B	Chicago Cardinals
1953	15	172	Nick Chickillo, G	Chicago Cardinals
	24	282	Bob Schneidenbach, B	Pittsburgh Steelers
1954	21	247	Dan Tassotti, T	Pittsburgh Steelers
1955	4	39	Gordon Malloy, B	Detroit Lions
	7	75	Frank McDonald, E	Baltimore Colts
	11	122	Tom Pepsin, E	Chicago Cardinals
1956	1	8	Jack Losch, B	Green Bay Packers
	9	107	Whitey Rouviere, B	Washington Redskins
	10	118	Bob Nolan, E	Pittsburgh Steelers
	11	128	Mike Hudock, C	Green Bay Packers
1957	1	9	Don Bosseler, B	Washington Redskins
	4	49	Jack Johnson, B	Chicago Bears
	9	102	Charles Hutchings, T	Pittsburgh Steelers
	19	221	Phil Bennett, E	Pittsburgh Steelers
1958	4	46	John Varone, B	San Francisco 49ers

AFL/NFL ERA

1960-1966

YEAR	RD	PICK	NAME, POS.	TEAM
1961	5	68	Jack Novak, G	Green Bay Packers
	6	73	Jon O'Day, T	Washington Redskins
	15	201	Charles Linning, T	Chicago Bears

YEAR	RD	PICK	NAME, POS.	TEAM
	15	208	Ray Lardani, T	Green Bay Packers
1962	3	30	Bill Miller, E	Minnesota Vikings
	8	106	Jim Vollenweider, B	San Francisco 49ers
	12	161	Bill Watts, T	Chicago Bears
	13	174	Bill Diamond, G	St. Louis Cardinals
1963	5	60	Roland Benson, T	Los Angeles Rams
	8	100	Jim O'Mahoney, LB	Minnesota Vikings
	10	139	Nick Ryder, B	Detroit Lions
	15	206	Bob Dentel, C	Chicago Bears
	15	208	Jim Simon, E	Detroit Lions
	17	234	John Sisk, B	Chicago Bears
	20	270	Ben Rizzo, B	Philadelphia Eagles
1964	2	15	George Mira, QB	San Francisco 49ers
	5	70	Dan Conners, T	Chicago Bears
1965	3	37	Fred Brown, E	Los Angeles Rams
	12	162	Bob Werl, E	Los Angeles Rams

COMMON DRAFT

1967-1969

YEAR	RD	PICK	NAME, POS.	TEAM
1967	1	24	Gene Trosch, DT	Kansas City Chiefs
	6	140	Mike Haggerty, T	Pittsburgh Steelers
	10	241	Tom Beier, DB	Miami Dolphins
	16	418	Fred Cassidy, RB	Green Bay Packers
	17	422	Mario Cordoves, T	Miami Dolphins
1968	2	34	Bob Taterek, DT	Buffalo Bills
	2	54	Jim Cox, WR	Miami Dolphins
	7	166	Steve Smith, TE	Cincinnati Bengals
	8	198	Hank Urbanowicz, DT	Minnesota Vikings
	8	205	Jerry Daanen, WR	St. Louis Cardinals
	10	253	Joe Mirto, T	Miami Dolphins
	15	388	Ken Corbin, LB	Miami Dolphins
	15	401	Bill Chambliss, G	Kansas City Chiefs
	15	408	Joe Mira, WR	Cincinnati Bengals
1969	2	33	Ted Hendricks, LB	Baltimore Colts

MODERN ERA

1970-PRES.

YEAR	RD	PICK	NAME, POS.	TEAM
1970	4	102	Tony Cline, LB	Oakland Raiders
	8	188	Bill Trout, DT	Cincinnati Bengals
	10	256	Vince Opalsky, RB	Dallas Cowboys
1971	9	228	Joe Schmidt, WR	Los Angeles Rams
	16	412	Tony Stawarz, DB	Oakland Raiders
1972	15	378	Tom Sullivan, RB	Philadelphia Eagles
	17	421	Kelly Cochrane, QB	Houston Oilers
1973	1	12	Chuck Foreman, RB	Minnesota Vikings
	1	13	Burgess Owens, DB	New York Jets



NFL DRAFT PICKS

YEAR	RD	PICK	NAME, POS.	TEAM
	2	35	Mike Barnes, DE	Baltimore Colts
	7	182	Tom Smith, RB	Miami Dolphins
	8	197	Al Palewicz, LB	Kansas City Chiefs
1975	1	11	Dennis Harrah, OT	Los Angeles Rams
	3	65	Woody Thompson, RB	Atlanta Falcons
	5	118	Joe Wysock, G	New York Jets
	5	121	Rubin Carter, DT	Denver Broncos
	7	167	Bill Capraun, T	Philadelphia Eagles
	15	368	Steve Marcantonio, WR	Chicago Bears
	16	395	Witt Beckman, WR	Chicago Bears
1976	5	145	Steadman Scavella, LB	Detroit Lions
	5	153	Ernie Jones, DB	Seattle Seahawks
	5	156	Larry Bates, RB	Seattle Seahawks
	6	159	Gary Dunn, DT	Pittsburgh Steelers
	16	451	Steve Ludwig, C	Baltimore Colts
	16	455	George Demopoulos, T	Cincinnati Bengals
1977	1	3	Eddie Edwards, DE	Cincinnati Bengals
	8	217	Phil August, WR	Pittsburgh Steelers
	10	266	Dennis Breckner, DE	Chicago Bears
1978	1	27	Don Latimer, DT	Denver Broncos
	2	48	John Turner, DB	Minnesota Vikings
	8	196	John McGriff, LB	Tampa Bay Bucs
	9	224	Larry Brown, T	Kansas City Chiefs
	10	269	Bryan Ferguson, DB	New England Patriots
	11	301	George Halas, LB	Seattle Seahawks
1979	1	8	Ottis Anderson, RB	St. Louis Cardinals
	1	17	Don Smith, DE	Atlanta Falcons
	7	172	Steve Alvers, TE	New York Giants
	11	284	Ken Johnson, RB	New York Giants
1980	12	326	Gene Coleman, DB	Tampa Bay Bucs
1981	4	101	John Swain, DB	Minnesota Vikings
	10	263	Jim Joiner, WR	St. Louis Cardinals
	11	290	Pat Walker, WR	Denver Broncos
1982	1	27	Lester Williams, NT	New England Patriots
	5	112	Fred Marion, DB	New England Patriots
	5	120	Bob Nelson, DT	Miami Dolphins
	9	228	David Jefferson, LB	Seattle Seahawks
	10	268	Larry Brodsky, WR	Kansas City Chiefs
	11	281	Dan Miller, K	Washington Redskins
	12	310	Scott Nicolas, LB	Cleveland Browns
1982	12	331	Mike Rodrigue, WR	Miami Dolphins
1983	1	14	Jim Kelly, QB	Buffalo Bills
	2	31	Mark Cooper, T	Denver Broncos
	4	100	Mark Rush, RB	Minnesota Vikings
	5	131	Tony Chickillo, DT	Tampa Bay Bucs
	7	176	Rocky Belk, WR	Cleveland Browns
	8	214	Ronnie Lippett, DB	New England Patriots

YEAR	RD	PICK	NAME, POS.	TEAM
	11	283	Don Bailey, C	Denver Broncos
1984	2	39	Glenn Dennison, TE	New York Jets
	2	53	Jay Brophy, LB	Miami Dolphins
	3	77	Rodney Bellinger, DB	Buffalo Bills
	3	82	Speedy Neal, RB	Buffalo Bills
	8	198	Fred Robinson, DE	Tampa Bay Bucs
	10	279	Keith Griffin, RB	Washington Redskins
	11	308	Lawrence Thompson, WR	Minnesota Vikings
1985	1	13	Eddie Brown, WR	Cincinnati Bengals
	4	88	Willie Broughton, DE	Indianapolis Colts
	7	183	Dave Heffernan, G	Kansas City Chiefs
	7	194	Dallas Cameron, DT	Denver Broncos
	8	206	Joe Kohlbrand, LB	New Orleans Saints
1986	4	102	Kevin Fagan, DT	San Francisco 49ers
	5	115	Reggie Sutton, DB	New Orleans Saints
	10	265	Willie Smith, TE	Cleveland Browns
	12	321	John McVeigh, LB	Seattle Seahawks
1987	1	1	Vinny Testaverde, QB	Tampa Bay Bucs
	1	3	Alonzo Highsmith, RB	Houston Oilers
	1	9	Jerome Brown, DT	Philadelphia Eagles
	2	32	Gregg Rakoczy, C	Cleveland Browns
	2	50	Winston Moss, LB	Tampa Bay Bucs
	5	140	Paul O'Connor, G	New York Giants
	11	297	Darryl Oliver, RB	Seattle Seahawks
1988	1	3	Bennie Blades, S	Detroit Lions
	1	11	Michael Irvin, WR	Dallas Cowboys
	2	33	Danny Stubbs, OLB	San Francisco 49ers
	2	49	Brian Blades, WR	Seattle Seahawks
	2	52	Brett Perriman, WR	New Orleans Saints
	3	64	Matt Patchan, T	Philadelphia Eagles
	5	124	Darrell Fullington, S	Minnesota Vikings
	6	155	Warren Williams, RB	Pittsburgh Steelers
	8	197	Alfredo Roberts, TE	Kansas City Chiefs
	10	269	Derwin Jones, DE	Seattle Seahawks
	12	331	George Mira, LB	San Francisco 49ers
1989	1	21	Bill Hawkins, DE	Los Angeles Rams
	1	26	Cleveland Gary, RB	Los Angeles Rams
	3	77	Bubba McDowell, DB	Houston Oilers
	7	180	Melvin Bratton, RB	Denver Broncos
	10	252	Rod Carter, LB	Dallas Cowboys
	11	280	Randy Shannon, LB	Dallas Cowboys
1990	1	3	Cortez Kennedy, DT	Seattle Seahawks
	3	64	Jimmie Jones, DT	Dallas Cowboys
	3	65	Bernard Clark, ILB	Cincinnati Bengals
	3	72	Willis Peguese, DE	Houston Oilers
	3	79	Greg Mark, ILB	New York Giants
	5	126	Richard Newbill, LB	Houston Oilers



NFL DRAFT PICKS

YEAR	RD	PICK	NAME, POS.	TEAM	YEAR	RD	PICK	NAME, POS.	TEAM
	9	223	Dale Dawkins, WR	New York Jets		7	211	Carlos Jones, DB	Seattle Seahawks
	10	256	Kenny Berry, DB	San Diego Chargers	1998	1	10	Duane Starks, CB	Baltimore Ravens
	12	315	Bobby Harden, S	Miami Dolphins		3	74	Jammi German, WR	Atlanta Falcons
1991	1	1	Russell Maryland, DT	Dallas Cowboys	1999	1	4	Edgerrin James, RB	Indianapolis Colts
	1	23	Randal Hill, WR	Miami Dolphins		5	135	Nick Luchey, FB	Cincinnati Bengals
	2	40	Shane Curry, DE	Indianapolis Colts		7	245	Scott Covington, QB	Cincinnati Bengals
	2	42	Wesley Carroll, WR	New Orleans Saints	2000	1	14	Bubba Franks, TE	Green Bay Packers
	4	107	Robert Bailey, DB	Los Angeles Rams		2	56	Michael Boireau, DE	Minnesota Vikings
	5	131	Craig Erickson, QB	Philadelphia Eagles		3	90	Nate Webster, LB	Tampa Bay Bucs
	6	153	Mike Sullivan, G	Dallas Cowboys		5	148	Richard Mercier, G	Baltimore Ravens
	8	220	Roland Smith, DB	Miami Dolphins		7	227	Mondriel Fulcher, TE	Oakland Raiders
	10	251	Randy Bethel, TE	New England Patriots	2001	1	11	Dan Morgan, LB	Carolina Panthers
	10	278	Luis Cristobal, G	New York Giants		1	12	Damione Lewis, DT	St. Louis Rams
	12	325	Alex Johnson, WR	Houston Oilers		1	16	Santana Moss, WR	New York Jets
1992	1	11	Leon Searcy, T	Pittsburgh Steelers		1	30	Reggie Wayne, WR	Indianapolis Colts
	1	28	Darryl Williams, DB	Cincinnati Bengals		3	65	James Jackson, RB	Cleveland Browns
	4	86	Craig Erickson, QB	Tampa Bay Bucs		6	200	Leonard Myers, CB	New England Patriots
	10	263	Anthony Hamlet, DE	Seattle Seahawks		7	245	Andre King, WR	Cleveland Browns
	12	312	Kelvin Harris, C	Los Angeles Rams	2002	1	7	Bryant McKinnie, OT	Minnesota Vikings
	12	315	Carlos Huerta, P	San Diego Chargers		1	14	Jeremy Shockey, TE	New York Giants
1993	2	33	Ryan McNeil, DB	Detroit Lions		1	17	Phillip Buchanon, CB	Oakland Raiders
	2	46	Kevin Williams, WR	Dallas Cowboys		1	24	Ed Reed, FS	Baltimore Ravens
	2	47	Michael Barrow, LB	Houston Oilers		1	26	Mike Rumph, CB	San Francisco 49ers
	2	56	Darrin Smith, LB	Dallas Cowboys		2	51	Clinton Portis, RB	Denver Broncos
	3	60	Lamar Thomas, WR	Tampa Bay Bucs		4	116	Martin Bibla, G	Atlanta Falcons
	4	104	Horace Copeland, WR	Tampa Bay Bucs		4	135	Najeh Davenport, RB	Green Bay Packers
	6	157	Carlos Etheredge, TE	Indianapolis Colts		6	183	James Lewis, DB	Indianapolis Colts
	7	192	Gino Torretta, QB	Minnesota Vikings		7	226	Daryl Jones, WR	New York Giants
	8	207	Jessie Armstead, LB	New York Giants		7	227	Joaquin Gonzalez, OT	Cleveland Browns
1994	2	58	Donnell Bennett, RB	Kansas City Chiefs	2003	1	3	Andre Johnson, WR	Houston Texans
	5	150	Darren Krein, DE	San Diego Chargers		1	15	Jerome McDougle, DE	Philadelphia Eagles
1995	1	12	Warren Sapp, DT	Tampa Bay Bucs		1	23	Willis McGahee, RB	Buffalo Bills
	2	52	Patrick Riley, DT	Chicago Bears		1	25	William Joseph, DT	New York Giants
	3	78	Chris T. Jones, WR	Philadelphia Eagles		3	89	Andrew Williams, DE	San Francisco 49ers
	4	103	Larry Jones, RB	Washington Redskins		4	131	Jamaal Green, DE	Philadelphia Eagles
	5	157	James Stewart, RB	Minnesota Vikings		5	150	Matt Walters, DE	New York Jets
	7	211	C.J. Richardson, DB	Houston Oilers		7	241	Ken Dorsey, QB	San Francisco 49ers
	7	231	A.C. Tellison, WR	Cleveland Browns	2004	1	5	Sean Taylor, S	Washington Redskins
1996	1	26	Ray Lewis, LB	Baltimore Ravens		1	6	Kellen Winslow II, TE	Cleveland Browns
	6	175	Derrick Harris, RB	St. Louis Rams		1	12	Jonathan Vilma, LB	New York Jets
1997	1	15	Yatil Green, WR	Miami Dolphins		1	17	D.J. Williams, LB	Denver Broncos
	1	17	Kenard Lang, DE	Washington Redskins		1	19	Vernon Carey, OT	Miami Dolphins
	1	18	Kenny Holmes, DE	Tennessee Oilers		1	21	Vince Wilfork, DT	New England Patriots
	4	111	Tremain Mack, DB	Cincinnati Bengals		7	213	Darrell McClover, LB	New York Jets
	5	133	Marcus Wimberly, DB	Atlanta Falcons		7	215	Alfonso Marshall, DB	Chicago Bears
	5	148	Twan Russell, LB	Washington Redskins		7	254	Carlos Joseph, OT	San Diego Chargers
	6	192	Tony Gaiter, WR	New England Patriots	2005	1	8	Antrel Rolle, CB	Arizona Cardinals



NFL DRAFT PICKS

YEAR	RD	PICK	NAME, POS.	TEAM
	2	55	Roscoe Parrish, WR	Buffalo Bills
	3	65	Frank Gore, RB	San Francisco 49ers
	3	86	Kevin Everett, TE	Buffalo Bills
	6	200	Chris Myers, G	Denver Broncos
2006	1	31	Kelly Jennings, CB	Seattle Seahawks
	2	35	Rocky McIntosh, LB	Washington Redskins
	2	44	Sinorice Moss, WR	New York Giants
	2	57	Devin Hester, RB	Chicago Bears
	3	66	Eric Winston, OT	Houston Texans
	3	89	Rashad Butler, OT	Carolina Panthers
	4	110	Leon Williams, LB	Cleveland Browns
	4	133	Orien Harris, DT	Pittsburgh Steelers
	5	154	Marcus Maxey, CB	Kansas City Chiefs
2007	1	24	Brandon Meriweather, S	New England Patriots
	1	25	Jon Beason, LB	Carolina Panthers
	1	31	Greg Olsen, TE	Chicago Bears
	4	121	Baraka Atkins, DE	Seattle Seahawks
	4	127	Kareem Brown, DT	New England Pats
2008	1	31	Kenny Phillips, S	New York Giants
	2	50	Calais Campbell, DE	Arizona Cardinals
	3	71	Tavares Gooden, LB	Baltimore Ravens
2009	6	176	Spencer Adkins, LB	Atlanta Falcons
2010	3	95	Jimmy Graham, TE	New Orleans Saints
	4	102	Darryl Sharpton, LB	Houston Texans
	4	128	Jason Fox, OT	Detroit Lions
	7	235	Dedrick Epps, TE	San Diego Chargers
2011	2	46	Orlando Franklin, OT	Denver Broncos
	2	60	Brandon Harris, CB	Houston Texans
	3	79	Leonard Hankerson, WR	Washington Redskins
	3	81	DeMarcus Van Dyke, CB	Oakland Raiders
	3	86	Allen Bailey, DE	Kansas City Chiefs
	4	109	Colin McCarthy, LB	Tennessee Titans
	6	181	Richard Gordon, TE	Oakland Raiders
	6	192	Matt Bosher, P	Atlanta Falcons
2012	3	72	Olivier Vernon, DE	Miami Dolphins
	3	86	Sean Spence, LB	Pittsburgh Steelers
	4	97	Lamar Miller, RB	Miami Dolphins
	4	100	Travis Benjamin, WR	Cleveland Browns
	6	198	Tommy Streeter, WR	Baltimore Ravens
	6	200	Brandon Washington, G	Philadelphia
2013	5	149	Brandon McGee, DB	St. Louis Rams
	6	189	Mike James, RB	Tampa Bay Bucs
2014	3	93	Brandon Linder, OG	Jacksonville Jaguars
	6	191	Pat O'Donnell, P	Chicago Bears
	7	237	Seantrel Henderson, OL	Buffalo Bills
2015	1	9	Ereck Flowers, OL	New York Giants
	1	29	Phillip Dorsett, WR	Indianapolis Colts

YEAR	RD	PICK	NAME, POS.	TEAM
	2	48	Denzel Perryman, LB	San Diego Chargers
	3	68	Clive Walford, TE	Oakland Raiders
	3	77	Duke Johnson, RB	Cleveland Browns
	4	128	Jon Feliciano, OL	Oakland Raiders
	6	212	Anthony Chickillo, DL	Pittsburgh Steelers
2016	1	25	Artie Burns, CB	Pittsburgh Steelers
	4	124	Deon Bush, S	Chicago Bears
2017	1	29	David Njoku, TE	Cleveland Browns
	4	113	Rayshawn Jenkins, DB	Los Angeles Chargers
	5	152	Corn Elder, DB	Carolina Panthers
	5	180	Danny Isidora, OL	Minnesota Vikings
	6	196	Al-Quadin Muhammad, DL	New Orleans Saints
	6	215	Brad Kaaya, QB	Detroit Lions
	7	219	Stacy Coley, WR	Minnesota Vikings
	7	229	Adrian Colbert, DB	San Francisco 49ers
	7	240	Marquez Williams, FB	Jacksonville Jaguars
2018	3	67	Chad Thomas, DL	Cleveland Browns
	4	112	Mark Walton, RB	Cincinnati Bengals
	4	107	Chris Herndon, TE	New York Jets
	5	139	RJ McIntosh, DL	New York Giants
	6	210	Braxton Berrios, WR	New England Patriots
	7	242	Kendrick Norton, DL	Carolina Panthers
2019	4	119	Sheldrick Redwine, DB	Cleveland Browns
	5	158	Michael Jackson, DB	Dallas Cowboys
	5	165	Joe Jackson, DL	Dallas Cowboys
	6	181	Jaquan Johnson, DB	Buffalo Bills
	6	204	Travis Homer, RB	Seattle Seahawks
2020	4	140	Shaquon Quarterman, LB	Jacksonville Jaguars
	4	144	DeeJay Dallas, RB	Seattle Seahawks
	5	176	K.J. Osborn, WR	Minnesota Vikings
	7	242	Jonathan Garvin, DE	Green Bay Packers
2021	1	18	Jaelan Phillips, DE	Miami Dolphins
	1	30	Greg Rousseau, DE	Buffalo Bills
	5	147	Brevin Jordan, TE	Houston Texans
	6	216	Quincy Roche, DE	Pittsburgh Steelers
2022	7	234	Jonathan Ford, DL	Green Bay Packers
2023	2	56	Tyrique Stevenson, DB	Chicago Bears
	5	162	Will Mallory, TE	Indianapolis Colts
	7	246	DJ Ivey, DB	Cincinnati Bengals

AFL DRAFT PICKS

1960-66

YEAR	RD	PICK	NAME, POS.	TEAM
1960	—	—	Bob Rosbaugh, HB	Denver Broncos
	—	—	Fran Curci, QB	Minneapolis (Oakland)
	—	—	Jim Otto, C	Minneapolis (Oakland)
1961	8	59	Charles Linning, T	Buffalo Bills
	8	62	John O'Day, T	Dallas Texans
	24	188	Jack Novak, G	Oakland Raiders
1962	2	11	Bill Miller, E	Dallas Texans



NFL DRAFT PICKS

YEAR	RD	PICK	NAME, POS.	TEAM
1962	18	137	Jim Vollenweider, FB	Oakland Raiders
	34	270	Ray Lardani, T	Boston Patriots
1963	9	71	Jim Simon, G	Boston Patriots
	15	119	Bob Dentel, C	Boston Patriots
	16	123	Nick Ryder, FB	New York Jets
	16	127	Rex Benson, T	Houston Oilers
	29	232	John Sisk Jr., DB	Kansas City Chiefs
1964	2	15	Dan Conners, LB	Oakland Raiders
	18	137	George Mira, QB	Denver Broncos
1965	8	63	Fred Brown, LB	Boston Patriots
1966	5	40	Russ Smith, RB	San Diego Chargers
	6	42	Ed Weisacosky, LB	Miami Dolphins
	7	59	Pete Banaszak, RB	Oakland Raiders
	19	166	Tom Coughlin, DE	Denver Broncos

SUPPLEMENTAL DRAFT PICKS

YEAR	RD	PICK	NAME, POS.	TEAM
1984	1		Bernie Kosar, QB	Cleveland Browns
		2	Albert Bentley, RB	Indianapolis Colts
1987	3		Dan Sileo, DT	Tampa Bay Bucs
1989	1		Steve Walsh, QB	Dallas Cowboys



HURRICANES IN THE SUPER BOWL

YEAR	SB	PLAYER, POS.	TEAM	YEAR	SB	PLAYER, POS.	TEAM
1966	I	Walt Corey, LB	Kansas City Chiefs	1993		Russell Maryland, DT	Dallas Cowboys
1967	II	Pete Banaszak, HB	Oakland Raiders			Alfredo Roberts, TE	Dallas Cowboys
		Dan Conners, LB	Oakland Raiders			Darrin Smith, LB	Dallas Cowboys
		Bill Miller, DL	Oakland Raiders			Kevin Williams, WR	Dallas Cowboys
		Jim Otto, C	Oakland Raiders			Jim Kelly, QB	Buffalo Bills
1969	IV	Gene Trosch, DE	Kansas City Chiefs	1995	XXX	Robert Bailey, DB	Dallas Cowboys
1970	V	Ted Hendricks, LB	Baltimore Colts			Michael Irvin, WR	Dallas Cowboys
1971	VI	George Mira Sr., QB	Miami Dolphins			Russell Maryland, DT	Dallas Cowboys
1973	VIII	Chuck Foreman, RB	Minnesota Vikings			Darrin Smith, LB	Dallas Cowboys
1974	IX	Chuck Foreman, RB	Minnesota Vikings			Kevin Williams, WR	Dallas Cowboys
1976	XI	Pete Banaszak, HB	Oakland Raiders			Leon Searcy, OL	Pittsburgh Steelers
		Ted Hendricks, LB	Oakland Raiders	1998	XXXIII	K.C. Jones, C	Denver Broncos
		Chuck Foreman, RB	Minnesota Vikings	1999	XXXIV	Kenny Holmes, DE	Tennessee Titans
1977	XII	Rubin Carter, NT	Denver Broncos			Derrick Harris, FB	St. Louis Rams
1978	XIII	Gary Dunn, DT	Pittsburgh Steelers			Jessie Armstead, LB	New York Giants
1979	XIV	Gary Dunn, DT	Pittsburgh Steelers	2000	XXXV	Michael Barrow, LB	New York Giants
		Dennis Harrah, OG	Los Angeles Rams			Robert Bailey, DB	Baltimore Ravens
1980	XV	Ted Hendricks, LB	Oakland Raiders			Ray Lewis, LB	Baltimore Ravens
		Burgess Owens, S	Oakland Raiders			Duane Starks, DB	Baltimore Ravens
1981	XVI	Eddie Edwards, DE	Cincinnati Bengals			Kipp Vickers, OL	Baltimore Ravens
1982	XVII	Woody Bennett, RB	Miami Dolphins	2001	XXXVI	Damione Lewis, DT	St. Louis Rams
1983	XVIII	Ted Hendricks, LB	Oakland Raiders			Leonard Myers, DB	New England Patriots
1984	XIX	Woody Bennett, RB	Miami Dolphins	2002	XXXVII	Warren Sapp, DT	Tampa Bay Buccaneers
		Jay Brophy, LB	Miami Dolphins			Nate Webster, LB	Tampa Bay Buccaneers
1985	XX	Ronnie Lippett, CB	New England Patriots	2003	XXXVIII	Dan Morgan, LB	Carolina Panthers
		Fred Marion, S	New England Patriots	2004	XXXIX	Jerome McDougal, DE	Philadelphia Eagles
		Lester Williams, NT	New England Patriots			Jamaal Green, DE	Philadelphia Eagles
						Vince Wilfork, DT	New England Patriots
1986	XXI	Ottis Anderson, RB	New York Giants	2006	XLI	Tanard Davis, DB	Indianapolis Colts
		Jim Burt, NT	New York Giants			Reggie Wayne, WR	Indianapolis Colts
		Rubin Carter, NT	Denver Broncos			Devin Hester, KR	Chicago Bears
		Mark Cooper, OG	Denver Broncos			Darrell McClover, LB	Chicago Bears
1987	XXII	Rubin Carter, NT	Denver Broncos	2007	XLII	Jeff Feagles, P	New York Giants
		Mark Cooper, OG	Denver Broncos			Sinorice Moss, WR	New York Giants
		Keith Griffin, RB	Washington Redskins			Brandon Meriweather, S	New England Patriots
1988	XXIII	Eddie Brown, WR	Cincinnati Bengals			Vince Wilfork, DT	New England Patriots
		Kevin Fagan, DE	San Francisco 49ers	2008	XLIII	Calais Campbell, DE	Arizona Cardinals
		Daniel Stubbs, DE	San Francisco 49ers			Antrel Rolle, DB	Arizona Cardinals
1989	XXIV	Melvin Bratton, RB	Denver Broncos			Edgerrin James, RB	Arizona Cardinals
		Jim Burt, NT	San Francisco 49ers	2009	XLIV	Glenn Sharpe, CB	New Orleans Saints
		Kevin Fagan, DE	San Francisco 49ers			Jeremy Shockey, TE	New Orleans Saints
		Daniel Stubbs, DE	San Francisco 49ers			Jonathan Vilma, LB	New Orleans Saints
1990	XXV	Ottis Anderson, RB	New York Giants			Reggie Wayne, WR	Indianapolis Colts
		Jim Kelly, QB	Buffalo Bills	2010	XLV	Sam Shields, CB	Green Bay Packers
1991	XXVI	Jim Kelly, QB	Buffalo Bills	2011	XLVI	Vince Wilfork, DT	New England Patriots
1992	XXVI	Jim Kelly, QB	Buffalo Bills			Dwayne Hendricks, DT	New York Giants
		Michael Irvin, WR	Dallas Cowboys			Bruce Johnson, DB	New York Giants
		Jimmie Jones, DT	Dallas Cowboys			Kenny Phillips, SS	New York Giants
		Russell Maryland, DT	Dallas Cowboys			Antrel Rolle, DB	New York Giants
1993	XXVIII	Coleman Bell, TE	Dallas Cowboys	2012	XLVII	Tavares Gooden, LB	San Francisco 49ers
		Michael Irvin, WR	Dallas Cowboys			Frank Gore, RB	San Francisco 49ers
		Jimmie Jones, DT	Dallas Cowboys			Ray Lewis, LB	Baltimore Ravens
		Bernie Kosar, QB	Dallas Cowboys			Bryant McKinnie, OL	Baltimore Ravens



HURRICANES IN THE SUPER BOWL

YEAR	SB	PLAYER, POS.	TEAM
2012	XLVII	Ed Reed, S	Baltimore Ravens
2013	XLVIII	Orlando Franklin, OL	Denver Broncos
2014	XLIX	Vince Wilfork, DT	New England Patriots
2015	L	Greg Olsen, TE	Carolina Panthers
2016	LI	Matt Bosher, P	Atlanta Falcons
2017	LII	Phillip Dorsett, WR	New England Patriots
2018	LIII	Phillip Dorsett, WR	New England Patriots
	LIII	Ufomba Kamalu, DL	New England Patriots
	LII	Sam Shields, DB	Los Angeles Rams
2023	LVII	Deon Bush, DB	Kansas City Chiefs



HURRICANES IN THE PRO BOWL

YEAR	PLAYER	TEAM	YEAR	PLAYER	TEAM
1980	Ted Hendricks, LB	Oakland Raiders	2000	Ray Lewis, LB	Baltimore Ravens
	Ottis Anderson, RB	Los Angeles Rams		Edgerrin James, RB	Indianapolis Colts
	Dennis Harrah, G	Los Angeles Rams		Jessie Armstead, LB	New York Giants
1981	Ted Hendricks, LB	Oakland Raiders		Warren Sapp, DT	Tampa Bay Bucs
1982	Ted Hendricks, LB	Los Angeles Raiders	2001	Ray Lewis, LB	Baltimore Ravens
1983	Ted Hendricks, LB	Los Angeles Raiders		Bubba Franks, TE	Green Bay Packers
1985	Dennis Harrah, G	Los Angeles Rams		Warren Sapp, DT	Tampa Bay Bucs
	Fred Marion, S	New England Patriots	2002	Bubba Franks, TE	Green Bay Packers
1986	Dennis Harrah, G	Los Angeles Rams		Jeremy Shockey, TE	New York Giants
	Jim Burt, DT	New York Giants		Warren Sapp, DT	Tampa Bay Bucs
1987	Bernie Kosar, QB	Cleveland Browns	2003	Ray Lewis, LB	Baltimore Ravens
	Dennis Harrah, G	Los Angeles Rams		Ed Reed, S	Baltimore Ravens
1988	Eddie Brown, WR	Cincinnati Bengals		Clinton Portis, RB	Denver Broncos
1989	Brian Blades, WR	Seattle Seahawks		Jeremy Shockey, TE	New York Giants
1990	Jim Kelly, QB	Buffalo Bills		Warren Sapp, DT	Tampa Bay Bucs
1991	Jim Kelly, QB	Buffalo Bills	2004	Ray Lewis, LB	Baltimore Ravens
	Michael Irvin, WR	Dallas Cowboys		Ed Reed, S	Baltimore Ravens
	Bennie Blades, S	Detroit Lions		Dan Morgan, LB	Carolina Panthers
	Cortez Kennedy, DT	Seattle Seahawks		Andre Johnson, WR	Houston Texans
1992	Jim Kelly, QB	Buffalo Bills		Edgerrin James, RB	Indianapolis Colts
	Michael Irvin, WR	Dallas Cowboys	2005	Edgerrin James, RB	Indianapolis Colts
	Cortez Kennedy, DT	Seattle Seahawks		Jeremy Shockey, TE	New York Giants
1993	Michael Irvin, WR	Dallas Cowboys		Jonathan Villma, LB	New York Jets
	Cortez Kennedy, DT	Seattle Seahawks		Santana Moss, WR	Washington Redskins
1994	Michael Irvin, WR	Dallas Cowboys	2006	Ray Lewis, LB	Baltimore Ravens
	Cortez Kennedy, DT	Seattle Seahawks		Ed Reed, S	Baltimore Ravens
1995	Michael Irvin, WR	Dallas Cowboys		Devin Hester, KR	Chicago Bears
	Cortez Kennedy, DT	Seattle Seahawks		Andre Johnson, WR	Houston Texans
1996	Vinny Testaverde, QB	Baltimore Ravens		Reggie Wayne, WR	Indianapolis Colts
	Cortez Kennedy, DT	Seattle Seahawks		Jeremy Shockey, TE	New York Giants
1997	Ray Lewis, LB	Baltimore Ravens		Frank Gore, RB	San Francisco 49ers
	Jessie Armstead, LB	New York Giants		Sean Taylor, S	Washington Redskins
	Warren Sapp, DT	Tampa Bay Bucs	2007	Ray Lewis, LB	Baltimore Ravens
1998	Ray Lewis, LB	Baltimore Ravens		Willis McGahee, RB	Baltimore Ravens
	Jessie Armstead, LB	New York Giants		Ed Reed, S	Baltimore Ravens
	Vinny Testaverde, QB	New York Jets		Devin Hester, KR	Chicago Bears
	Cortez Kennedy, DT	Seattle Seahawks		Kellen Winslow Jr., TE	Cleveland Browns
	Warren Sapp, DT	Tampa Bay Bucs		Reggie Wayne, WR	Indianapolis Colts
1999	Ray Lewis, LB	Baltimore Ravens		Vince Wilfork, DT	New England Patriots
	Tremain Mack, S	Cincinnati Bengals		Sean Taylor, S	Washington Redskins
	Edgerrin James, RB	Indianapolis Colts	2008	Ray Lewis, LB	Baltimore Ravens
	Leon Searcy, OT	Jacksonville Jaguars		Ed Reed, S	Baltimore Ravens
	Jessie Armstead, LB	New York Giants		Jon Beason, LB	Carolina Panthers
	Cortez Kennedy, DT	Seattle Seahawks		Andre Johnson, WR	Houston Texans
	Warren Sapp, DT	Tampa Bay Bucs		Reggie Wayne, WR	Indianapolis Colts



HURRICANES IN THE PRO BOWL

YEAR	PLAYER	TEAM	YEAR	PLAYER	TEAM
2009	Jeff Feagles, P	New York Giants	2014	Frank Gore, RB	San Francisco 49ers
	Clinton Portis, RB	Washington Redskins		Jimmy Graham, TE	New Orleans Saints
	Antrel Rolle, S	Arizona Cardinals		Antrel Rolle, S	New York Giants
	Ray Lewis, LB	Baltimore Ravens	2015	Frank Gore, RB	San Francisco 49ers
	Ed Reed, S	Baltimore Ravens		Andre Johnson, WR	Houston Texans
	Jon Beason, LB	Carolina Panthers		Calais Campbell, DL	Arizona Cardinals
	Andre Johnson, WR	Houston Texans		Devin Hester, WR	Atlanta Falcons
	Reggie Wayne, WR	Indianapolis Colts		Greg Olsen, TE	Carolina Panthers
	Bryant McKinnie, OT	Minnesota Vikings		Andre Johnson, WR	Houston Texans
	Vince Wilfork, DT	New England Patriots	2016	Calais Campbell, DL	Arizona Cardinals
2010	Brandon Meriweather, S	New England Patriots	2017	Greg Olsen, TE	Carolina Panthers
	Jonathan Vilma, LB	New Orleans Saints	2018	Jimmy Graham, TE	Seattle Seahawks
	Frank Gore, RB	San Francisco 49ers		Lamar Miller, RB	Houston Texans
	Antrel Rolle, S	Arizona Cardinals		Calais Campbell, DL	Jacksonville Jaguars
	Ray Lewis, LB	Baltimore Ravens	2019	Olivier Vernon, DL	New York Giants
	Ed Reed, S	Baltimore Ravens		Calais Campbell, DL	Jacksonville Jaguars
	Jon Beason, LB	Carolina Panthers	2020	Calais Campbell, DL	Baltimore Ravens
	Andre Johnson, WR	Houston Texans	2021	Denzel Perryman, LB	Las Vegas Raiders
	Reggie Wayne, WR	Indianapolis Colts			
	Bryant McKinnie, OT	Minnesota Vikings			
2011	Vince Wilfork, DT	New England Patriots			
	Brandon Meriweather, S	New England Patriots			
	Jonathan Vilma, LB	New Orleans Saints			
	Frank Gore, RB	San Francisco 49ers			
	Ed Reed, S	Baltimore Ravens			
	Ray Lewis, LB	Baltimore Ravens			
	Jon Beason, LB	Carolina Panthers			
	Devin Hester, KR	Chicago Bears			
	Andre Johnson, WR	Houston Texans			
	Reggie Wayne, WR	Indianapolis Colts			
2012	Vince Wilfork, DT	New England Patriots			
	Brandon Meriweather, S	New England Patriots			
	Jonathan Vilma, LB	New Orleans Saints			
	Antrel Rolle, S	New York Giants			
	Ed Reed, S	Baltimore Ravens			
	Ray Lewis, LB	Baltimore Ravens			
	Willis McGahee, RB	Denver Broncos			
	Jimmy Graham, TE	New Orleans Saints			
	Frank Gore, RB	San Francisco 49ers			
	Chris Myers, C	Houston Texans			
2013	Vince Wilfork, DT	New England Patriots			
	Reggie Wayne, WR	Indianapolis Colts			
	Andre Johnson, WR	Houston Texans			
	Chris Myers, C	Houston Texans			
	Ed Reed, S	Baltimore Ravens			
	Vince Wilfork, DT	New England Patriots			



ALL-TIME LETTERMEN

A

Aaron, Doyle	1988-89-90
Abbott, Bob	1967-68
Abdallah, Luqman	2006-07
Abdul Qawi, Rashid	1993-94-95
Abramson, Ross	2005-06-07
Acuff, John	1966-67-68
Adams, Mike	1975-76
Adkins, Spencer	2005-06-07-08
Adler, Alfred	1941-42, 1946-47
Agude, Mitchell	2023
Aguiera, Ralph	1951-52
Akpejori, Raphael	2014
Albrecht, Richard	1952
Alder, Alfred	1941-42
Alekna, Dave	1985-86
Alford, Colin	2015
Allen, Harold	1949-50
Alter, Foster	1931
Altheide, Gary	1971-72-73
Alvers, Steve	1977-78
Anderson, Jeff	1970
Anderson, Larry	2000-01-02-03
Anderson, Ottis	1975-76-77-78
Anderson, Rhyan	2005
Andreadis, John	1963
Andres, Omar	1993-94
Arcangeletti, Ray	1949-50-51
Archer, Mike	1973-74-75
Arenas, Alvario	1978
Arline, Darell	1999
Armbrister, Thurston	2012-13-14
Armour, Carlos	2004, 2006-07-08
Armstead, Jessie	1989-90-91-92
Armstrong, Ray-Ray	2009-10-11
Arries, Verdun	1939-40
Arroyo, Elijah	2021
Ashman, Rod	1927-28

Atkins, Baraka	2003-04-05-06
Atrio, Andy	1995-96
August, Phil	1973-74-75-76
Austin, Jimmy	1982
Austin-Cave, Tirek	2020-21
Axson, Mozell	1977-78-79-80
Azer, Mike	1988-89
Azrak, Fred	1976-77-78

B

Babb, Larry	1959
Badgley, Michael	2014-15-16-17
Bahen, John	1961-63
Bailey, Allen	2007-08-09-10
Bailey, Don	1979-80-81-82
Bailey, Robert	1987-88-89-90
Bain, Andrew	2004-05-06-07
Bain, Tolbert	1984-85-86-87
Bain, Travarous	2003-04
Balom, Brian	2022
Baker, Charles	1934-35
Baker, E.J.	1976-77-78
Baker, Frank	1965-66
Baker, Kary	1973-74-75
Balom, Brian	2020
Banaszak, Pete	1963-64-65
Bandy, Trajan	2017-18-19
Baratta, Andy	1979-80-81-82
Barbarino, Clem	1978-80-81
Barber, Rudy	1990-91-92-93
Barlow, John	1970
Barnes, Marlin	1994-95
Barnes, Mike	1970-71-72
Barnett, John	1966-67-68
Barney, Chris	2006
Barnwell, Scott	1993
Barone, Steve	1973
Barrett, Pat	1969-70



ALL-TIME LETTERMEN

Barrington, Glenn	1944	Bertani, Fred	1964
Barrow, Micheal	1989-90-91-92	Bertucelli, Paul	1983-84-85
Bartemus, Joe	1944	Best, Bobby	1968-69-70
Barth, Robert	1963-64-65	Bethel, Damon	1990-91-92
Bartolovich, Joseph	1950-51	Bethel, Randy	1987-88-89-90
Barwick, Bill	1943	Bethel, Pat	2016-17-18-19
Bass, Robert	1992-93	Bettencourt, Joe	1975-76
Bates, Johnny	1930-31-32	Beusse, James	1933-34-35
Bates, Junior	1969-70	Bibla, Martin	1998-99-00-01
Bates, Larry	1974-75	Bielinski, Henry	1930
Batten, Gage	2015-16	Bierkamper, Gwynn	1933-34
Baxa, Bubba	2018-19	Biletnikoff, Bob	1964-65
Beard, Kevin	2000-01-02-03	Binion, Cameron	1996-97-98
Beary, James	1934	Bishop, Bruce	1970
Beasley, Eric	1973	Bissainthe, Wesley	2022
Beason, Jon	2004-05-06	Black, William	1937
Bebber, Gene	1964	Blades, Al	1998-99-00
Beck, Frank	1963-64-65	Blades Jr., Al	2018-19-20-21-22
Beckman, Witt	1971-72-74	Blades, Bennie	1985-86-87
Beier, Tom	1965-66	Blades, Brian	1984-85-86-87
Belk, Rocky	1980-81-82	Blaise, Kerlin	1994-95-96-97
Bell, Coleman	1990-91-92	Blanchard, Norman	1964-65
Bellamy, Ray	1968-69	Blasko, Byron	1957
Bellinger, Rodney	1980-82-83	Bleier, Theodore	1927-28-29
Bender, Vic	1965	Blissett, Jr., Jason	2020
Benes, Edgar	1987-88	Bloxsom, Charles	1976-77-78
Benjamin, Travis	2008-09-10-11	Bodie, Larry	1965-66-67
Bennett, Donnell	1991-92-93	Bogart, Eugene	1940
Bennett, John	1961-62-63	Boireau, Michael	1998-99
Bennett, Phil	1955-56	Bolash, John	1936-37-38
Bennett, Woody	1976-77	Bolden, Bubba	2019-20-21
Benson, Rowland	1962-63	Bolton, Broderick	1978-79
Bentley, Albert	1982-83	Boney, Fleeman	1934-35
Benton, Magic	1995-96-97	Bonner, Tavokius	1997
Bergman, Robert	2002-03-04	Bonofiglio, Mario	1954-55
Berlin, Brock	2003-04	Bookman, John	1953-54-55-56
Berrios, Braxton	2014-15-16-17	Boone, Jamie	1979-80-81-82
Berry, Damien	2007-08-09-10	Borek, Matthew	1938-39-40
Berry, Kenny	1987-88-89		



ALL-TIME LETTERMEN

Borregales, Andy	2021-22	Brown, Delvin	1997-98-99-00
Borregales, Jose	2020	Brown, Eddie	1983-84
Bosher, Matt	2007-08-09-10	Brown, Fred	1963-64
Bosseler, Don	1953-54-55-56	Brown, Freeman	1994-95-96-97
Botts, Dalton	2011-12	Brown, Greg	1980-81-82
Bouffard, Frank	1958-59	Brown, Hurlie	1988-89-90-91
Boulware, Venzell	2018	Brown, Jacurri	2022
Bow, Johnny	1950-51	Brown, James	1944
Bowman, Bob	1945-47	Brown, Jerome	1983-84-85-86
Boxx, Bernard	1950	Brown, Joseph	2015
Boyd, Tyra	1942	Brown, Kareem	2003-04-05-06
Boyle, Ralph	1976	Brown, Larry	1975-76-77
Brady, Tyre	2014-15	Brown, Robert	1963-64
Brandy, Dominic	1967-68	Brown, Selwyn	1985-86-87
Brantley, Kahlil	2022	Browning, Jim	1976-77-78
Brasington, Jack	1949	Bruce, Darren	1987-88
Brasington, Jack	1971-72-73	Bruno, James	1961
Bratton, Melvin	1984-85-86-87	Bryant, James	2004-05-06
Breckner, Dennis	1974-75-76	Buccilli, Eugene	1951-52-53
Breckner, Gary	1978-80-81-82	Buccilli, Edward	1953
Brennan, Don	1970	Buchanan, Ramon	2008-09-10-11
Brickman, Bill	1959	Buchanon, Phillip	1999-00-01
Brinkos, Bruce	1962-63-64	Buck, Walter	1933
Brinkworth, Kevin	1993-94	Budroni, Jason	1991-92-93
Brinson, Romello	2021-22	Bujalski, Stan	1970-71-72
Brion, Harold	1933-34	Bunche, Malcolm	2011-12-13
Britton, Matt	1988-89-90-91	Buoyoucas, Ted	1949-50
Brodsky, Larry	1978-79-80-81	Burgess, James	1993-94-95-96
Broker, Nick	1940-41	Burke, Mike	1971-72
Brooks, Nate	1995-96-97-98	Burklin, Trey	2005
Brooks, Sam	2019-20	Burney, Jack	1948
Brophy, Jay	1979-81-82-83	Burns, Artie	2013-14-15
Broughton, Willie	1981-82-83-84	Burns, Robert	2018-19-20
Brown, Andre	1985-86-87-88	Burt, Jim	1978-79-80
Brown, Arthur	2008	Bush, Deon	2012-13-14-15
Brown, Charlie	1963	Butkus, Arnold	1967-68-69
Brown, Cody	2021	Butler, Jordan	2015-16-17-18
Brown, Danny	1979-81-82-83	Butler, Rashad	2002-03-04-05



ALL-TIME LETTERMEN

Byrd, Bobby	1990-91	Carifeo, Paul	1940-41-43
Byrd, Laron	2008-09-10-11	Carlin, Bob	1967-68
Byrd, Tyrone	2005-06-07-08	Carney, Ed	1972-73
Byrne, Jake	2008-09	Carroll, Kevin	2016
Bythwood, Dinavon	1992	Carroll, Ricky	2014

C

Caesar, Mark	1989-90-91-92	Carter, Amari	2017-18-19-20-21
Cager, Lawrence	2015, 2017, 2018	Carter, Jamal	2013-14-15-16
Cain, Kelvin	2010-11-12	Carter, Matt	2003-04
Cain, Lamont	1994	Carter, Rod	1985-86-87-88
Cain, Larry	1973-74-75-76	Carter, Rubin	1972-73-74
Calhoun, Kenny	1981-82-83-84	Casimir, Quincy	2015
Calhoun, John	2008-09-11	Cassidy, Fred	1964-65-66
Callejas, Carlos	1996-97	Castagno, John	1950-51
Cameron, Dallas	1982-83-84	Catha, Lawrence	1927-28-29
Cameron, Edward	1941, 1945	Cesare, Bill	1978
Campbell, Calais	2005-06-07	Chaltas, James	1967-68-69
Campbell, Chris	1998-99-2000-01	Chambers, Jermaine	1993-94-95-96
Campbell, Jared	2007-08-09-10	Chambers, Lee	2008-09-10-11
Campbell, Jr., John	2019-20-22	Chambless, Bill	1965-66-67
Campbell, Whitey	1946-47-48-49	Chaney, Jr., Don	2020
Campoli, Sam	1974	Chappas, James	1945
Camut, Bert	1973-74-75	Chauvet, Jack	1968-69-70
Canei, John	1979-80-81-82	Chesna, Lou	1937
Capello, Greg	1974	Chickillo, Anthony	2011-12-13-14
Capshaw, Freddie	1999-2000-01-02	Chickillo, Nick	1951-52
Capraun, Bill	1972-74	Chickillo, Tony	1979-80-81-82
Carapella, Al	1948-49-50	Chickillo, Wyatt	2016
Carbone, Marc	1995-96	Chudzinski, Rob	1988-89-90
Carbonneau, Harold	1927	Chuprevich, Joe	1942
Carden, N.J.	1943	Chwalik, Walter	1949-50-51
Cardoso, Silvio	1971-73	Cifra, Don	1962-63-64
Carew, Hal	1966-67	Clancy, Don	1964
Carey, Marcus	1990-91-92-93	Clark, Bernard	1986-87-88-89
Carey, Vernon	2000-01-02-03	Clark, Howard	1999-2000-01-02
Carifeo, George	1946-47	Clark, Jakai	2019-20-21-22



ALL-TIME LETTERMEN

Clark, Tom	1959	Corey, Walter	1957-59
Clarke, Marcus	2020-21	Corker, Clarence	1973-74
Claud, Charlie	1975-76-77	Cornileus, Tyrone	2010-11-12-13
Clausell, Dietrich	1991-92-93	Corrigan, Phil	1972-73
Clement, Ryan	1994-95-96-97	Corrigan, William	1945
Clements, Eduardo	2010-11-12-13	Cortes, Julio	1983-84
Cleveland, Asante	2010-11-12-13	Cosden, Craig	1975-76-77
Cline, Tony	1967-68-69	Costa, Frank	1991-92-93-94
Coates, Russell	1940-41-42	Costello, John	1958
Cobb, Donald	1947-48-49	Couch, Te'Cory	2019-20-21-22
Cobia, Kyle	2001-02-03-04	Coughlin, Dan	1958
Cochrane, Kelly	1969-70-71	Coughlin, Tom	1964-65
Cochran, Rick	1982	Courtney, Cliff	1927-28-29
Cohen, Alvin	1938	Covington, Scott	1995-96-97-98
Cohen, Seymour	1940	Cox, Greg	1984-85-86-87
Colbert, Adrian	2016	Cox, James	1965-66-67
Coleman, Gene	1977-78-79	Craig, Akil	2013
Coley, Stacy	2013-14-15-16	Crawford, Antonio	2012-13-14
Coley, Tony	1993-94-95-96	Crawford, Dallas	2012-13-14-15
Colip, Tom	1968	Crawford, James	1957-58-59
Collier, Thearon	2008-09	Crissy, Mike	1993-94-95
Collins, Hank	1967-68	Cristiani, Tony	1971-72-73
Collins, Ryan	1992-93-94-95	Cristobal, Luis	1988-89-90
Comendeiro, Juan	1981-82-83-84	Cristobal, Mario	1989-90-91-92
Condon, Thomas	1937	Cronin, Joseph	1931
Conley, Leonard	1987-88-89-90	Crosland, Andy	1996-97-98-99
Connors, Dan	1961-62-63	Crow, Gray	2013, 2015
Constantino, Anthony	1951-52	Crowe, Luke	1930-31
Cook, Cecil	1933-34-35	Crowell, Shannon	1987-88-89-90
Cook, Charles	1978-79-80	Crudup, Derrick	2001-02-03-04
Cook, Glenn	2004-05-06-08	Crum, Maurice	1987-88-89-90
Cooper, Anez	2022	Csaky, Andrew	1936-37-38
Cooper, Graig	2007-08-09-10	Csaky, John	1936
Cooper, Mark	1978-80-81-82	Cummins, Mike	1970
Cooper, Willie	2004-05-06-07	Cunio, Bob	1954-55-56
Copeland, Horace	1990-91-92	Curci, Fran	1957-58-59
Corbin, Ken	1965-67	Curry, Shane	1988-89-90
Corcoran, John	1938-39	Curtis, Malik	2021-22



ALL-TIME LETTERMEN

Curtright, Don	1964-65	DeLonga, Leonard	1947
Czaplinski, Richard	1948-49-50	DeMarco, Mario	1945-46-47-48
Czipulis, Bob	1966-67-68	Demopoulos, George	1973-74-75

D

Daanen, Jerry	1965-66-67	Denis, Jonathan	2022
Dallas, DeeJay	2017-18-19	Dennis, Chris	1974-75-76-77
Daly, Daren	2006-07	Dennison, Glenn	1981-82-83
Daly, Mike	1972-73-74	Dentel, Robert	1960-61-62
Dangel, Al	1959-60	Dermigny, Samuel	1945-46-47
Daniels, John	1977-78-79-80	DeRoss, Bill	1967-68
Dangerfield, Ken	1999-2000-001	deShaw, Ricou	1976
Daphnis, Gerard	1993-94-95-96	DeTroia, Tony	1956
Dansky, Walter	1931-32-33-34	Devereaux, William	1950
Darling, Trevor	2014-15-16-17	DeVore, Chuck	1955-56
Davenport, Najeh	1998-99-2000-01	Diamond, Bill	1959-60-61
David, Sam	1948-49-50	Diamond, Charles	1956-57-58
Davidson, Turner	2019	Diamond, William	1950-51
Davies, Arthur	1947-48-49	Diaz, Gabriel	2006
Davis, Doug	1958-59	DiBuono, Carl	1945
Davis, Ed	1984-85-86	Dice, David	1965-66-67
Davis, Jeff	1979-82-83	Dicker, Jack	1935-36
Davis, Marvin	1993-94-95-96	Dielens, Gus	1944
Davis, Romeo	2004-05-06-08	DiGiammarino, Larry	1958-60
Davis, Tanard	2003-04-05	Ditthardt, David	1981-82-83-84
Dawkins, Dale	1987-88-89	Dittmar, Jim	1972
Dean, Jhavonte	2017-18	Dixon, Antonio	2005-06-07-08
Deakins, David	1982	Dixon, Joseph	1937-38-39
Deas, Lonnie	1943	Dixon, William	1942-47
Deiderich, Harry	1957	Dobard, Standish	2014-15-16
Delaney, Dee	2017	Domke, Robert	1966
Delapenha, Hugo	2013-14	Donaldson, Navaughn	2017-18-19-21
Del Bello, Jack	1948-49-50	Donahoo, "Peanuts"	1933
Delegal, Lucious	1983-84	Dooley, Jim	1949-50-51
DelGrano, Edward	1945	Dorn, Andrew	1970
DelMastro, Salvatore	1934-35-36	Dorsett, Phillip	2011-12-13-14
Del Vecchio, Pat	1996-98-99	Dorsey, Ken	1999-2000-01-02
Della Valle, Robert	1952-53-54-55	Dorshimer, Don	1953-56
		Douglas, John	1937-38-40
		Douglas, Robert	1941-42



ALL-TIME LETTERMEN

Downes, Robert	1928-29-30-31
Doyle, Keith	1945-46-47
Duggan, Bob	1974-75
Dunlop, Art	1947
Duncan, Eugene	1938
Dunckel, Chris	2011
Dunn, Bo	1970-71-72
Dunn, Eddie	1936-37-38
Dunn, Gary	1973-74-75
Dunn, Raymond	1941-42-46
Dunson, Isaiah	2020-21-22
Dye, Jimmy	1966-67
Dye, Dyron	2010-11-12
Dyess, Bill	1977

E

Eastburn, Brian	1978
Eberst, Bruce	1989-90-91-92
Edwards, Eddie	1974-75-76
Edwards, Gus	2013-14-16
Eggert, Robert	1959-60-61
Eisnor, Bill	1943
Elder, Corn	2013-14-15-16
Eldredge, Dave	1946
Ellis, Donald	1985-86-87-88
Ely, Bruce	1974
Epps, Dedrick	2006-07-08-09
Erickson, Craig	1987-88-89-90
Erwin, Lou	1969
Etheredge, Carlos	1989-90-91-92
Evans, John	1976-77-78
Evans, Leon	1979-80-81
Evans, Mark	1989
Everett, Kevin	2003-04

F

Fagan, Kevin	1983-84-85
Fahrney, Emerson	1933
Fantigrassi, Joe	2000-01-02
Farquharson, Kayne	2007-08
Farr, DajLeon	2005-06-07
Feagles, Jeff	1985-86-87
Feagles, Zach	2017
Feliciano, Jon	2011-12-13-14
Felicioni, Frank	1964
Fenton, John	1976-78-79-80
Fenwick, William	1930
Fenwick, Bill	1932
Fentress, Nantambu-Akil	2011-12-13-14
Ferguson, Bryan	1975-76-77
Ferguson, Danyell	1992-94-96
Ferguson, John	1980
Ferguson, John	1948-49
Ferguson, Ralph	1943
Fernandez, Jack	1980-83
Fernandez, Jorge	2006
Fernandez, Sam	1960-61
Ferrante, Lou	1942-46
Fersch, Harry	1962-63-64
Fetrow, Mike	1974
Few, Marshall	2017-18-19-20
Fieler, Ralph	1947-48-49-50
Figueroa, Alex	2013
Figueroa, Joel	2007-08-09-10-11
Finley, Romeo	2016-17-18-19
Finnie, Thomas	2011-12
Fisher, William	1951-52
Fitzgerald, Markese	1998-99-2000-01
Fitzpatrick, Tony	1982-83
Flagg, Jr., Corey	2020-21-22
Flaharty, Shon	1984
Flanagan, Tim	1978-79-80
Fleming, Bruce	1982-83-84-85



Flowers, Ereck	2012-13-14	Gaiero, Augustus	1934
Flynn, Thomas	1947-48-49	Gaines, Jimmy	2010-11-12-13
Fogler, Floyd	1932	Gaines, Robert	1950
Folkins, Allan	1966-67-68	Gaitan, Jorge	1996-97-98
Foote, Norman	1932	Gaiter, Tony	1994-95-96
Ford, Chase	2010-11	Galente, Tony	1977-78
Ford, Jonathan	2017-18-19-20-21	Gall, Alex	2013-14-15-16
Foreman, Chuck	1970-71-72	Ganong, Ray	1975-76
Forston, Marcus	2008-09-10-11	Garcia, Alex	2003-04
Fortay, Bryan	1989	Garcia, Bobby	1987-88-89
Fortney, Denny	1994-95-96-97	Garcia, Carlos	1995-96-97
Foster, Harvey	1961-62-63	Garcia, Jake	2022
Fox, Jason	2006-07-08-09	Garden, David	1964
Fox, Terrence	1938-39-40	Garrigus, Carl	1952-54
Fowler, Otis	1989	Garvin, Jonathan	2017-18-19
Francis, Corwin	1991-92-93-94	Gary, Cleveland	1986-87-88
Franklin, Alfred	1927-28-29-30	Gaunt, Steve	1970-71-72
Franklin, Orlando	2007-08-09-10	Gauthier, Tyler	2016-17-18
Franklin, Thad	2021-22	Gaynor, Corey	2017, 2019-20
Franklin, Vegas	2004-05-06-07	Gayot, Marques	2014-15
Franks, Daniel	1997-98-99	Geathers, Jason	2000-01-02-03
Frantz, William	1945-46-47	Geatz, Phil	1956-57-58
Frazier, Frank	1978-79-80-81	Geiger, Joe	1971
Frederick, Anthoney	1980	Gent, Mark	2002-03-04-05
Freeman, Kirby	2005-06-07	George, Charlie	1949-50-51
French, Norman	1951-52-53-54	George, Jacobly	2021-22
Frierson, Gilbert	2019-20-21-22	German, Jammi	1993-94-95
Fritzsche, Ron	1959-60	Gerrard, Stephen	1929
Frohbose, Bill	1971-72-73	Gholston, Nathan	2010-11
Fulcher, Mondriel	1996-97-98-99	Ghaul, Harry	1945-46-47-48
Fullerton, Chuck	1967-68	Gibson, Chris	1993-94-95-96
Fullington, Darrell	1984-85-86-87	Gilbert, David	2013
Futch, Jordan	2008-09-10-11	Jimenez, Julio	1999-2000
		Girardi, Joe	2006
		Glogowski, Nat	1934-35-36
		Glover, Frank	1974-75-76
		Goedeker, Mike	1978-79-80
		Golden, Derrick	1988-89-90-91



Goldenberg, Jared		2018-39
Golding, Steve	1974-75-76	1937-38-39
Golloher, Marty	1991	2008-09-10-11
Golmont, Van	1968-69-70	2012-13-14
Gonzalez, Barry	1977-78-79	1970
Gonzalez, Joaquin	1998-99-2000-01	
Gonzalez, Jose	1972-73-74	
Gonzalez, Oscar	1967-68-69	
Gooden, Tavares	2003-04-06-07	
Gordon, Richard	2006-07-08-10	
Gore, Frank	2001-03-04	
Gorman, Raymond	1940-41-42	
Gostowski, Henry	1935-36	
Goudis, Matt	2012-13	
Grace, Jermaine	2013-14-15	
Gracyk, Edward	1931-32-33	
Grady, Frank	1952	
Grady, Steve	1979	
Graney, Thomas	1931-32	
Grant, Chavez	2006-07-08-09	
Grau, Erwin	1935	
Gray, Trayone	2015, 2018	
Graves, Archie	1935	
Greaves, Gary	1956-57-58	
Green, Cornelius	2000-01-02	
Green, David	1964	
Green, Jamaal	1999-2000-01-02	
Green, Shayon	2010-11-12-13	
Green, Yatil	1994-95-96	
Greene, Tirrell	1991-92-93-94	
Greenspan, Sidney	1952	
Greer, Casey	1989-90-91-92	
Greer, Wallace	1932	
Griffin, Keith	1980-81-82-83	
Griffin, McKinney	1977-78	
Griffin, Kevin	1969	
Griffiths, Rich	1972-73-74	
Grimble, Jalen	2011-12	
Grimes, Robert		
Guimento, Charles		
Gunn, Harland		
Gunter, Ladarius		
Guthrie, Stuart		
H		
Hackett, Jack		1949-50-51
Hagen, Arthur		1945
Hagens, Maurice		2010-11-12-13
Haggerty, Mike		1965-66
Haines, Roger		1973-74
Haji-Rasouli, Sherko		1999-2000-01
Halas, George		1975-76-77
Hall, Coy		1972-73
Hall Jr., Gurvan		2018-19-20
Hall, Robert		1997-98-99
Hallmon, Jack		1993-94-95-96
Ham, Derrick		1995-96-97-98
Ham, Eric		1986
Hamlet, Anthony		1988-90-91
Hamilton, George		1938
Hamilton, Jelani		2012-13, 2015
Hamilton, Tom		1965-66-67
Hancock, Gene		1944-45-46
Handy, Darren		1988-89-90
Hankerson, Leonard		2007-08-09-10
Hanley, Augustus		1937
Hansen, Louis		1928-29-30
Harden, Bobby		1986-87-88-89
Hardy, Corries		1992-93
Harley, Michael		2017-18-19-20-21
Harrah, Dennis		1972-73-74
Harrell, Jalen		2020
Harrell, Robert		1944
Harris, Brandon		2008-09-10
Harris, Cam/Ron		2018-19-20
Harris, Courtney		2006-07



ALL-TIME LETTERMEN

Harris, Dayall	2017	Hendricks, Dwayne	2005-06-07-08
Harris, Derrick	1992-93-94-95	Hendricks, Ted	1966-67-68
Harris, Grant	1928	Heninger, Larry	1959
Harris, Jacory	2008-09-10-11	Henry, Charles	1984-85-86-87
Harris, Jonathan	1991-92-93-94	Henson, Steve	1969
Harris, Kelvin	1989-90-91	Herbert, Kai-Leon	2019
Harris, Kevin	1987-88	Herman, Jack	1959
Harris, Orien	2002-03-04-05	Herndon IV, Christopher	2014-15-16-17
Harris, Ray	1966-67	Hester, Devin	2003-04-05
Harris, Reddic	1940	Heurtelou, Calvin	2014-15
Harris, Ron	1981-82-83-84	Hicks, Jason	1987-89
Harris, Terris	1991-92-93	Highsmith, AJ	2009-11-12-13
Harris, Trent	2014-15-16-17	Highsmith, Alonzo	1983-84-85-86
Harrison, Claude	1943	Highsmith, Freddy	1986-88
Harrison, Mike	1959-60	Hightower, Brian	2018
Harrison-Hunte, Jared	2020-21-22	Hildebrandt, Doug	1957-58
Hart III, Robert	1961-62-63	Hildreth, Paul	1944
Hart, Zachary	1999	Hill, Glenn	1975-76-77
Hartsel, Paul	1966	Hill, Patrick	2008-09-10
Harvey, Chris	2000-01-02-03	Hill, Quadtrine	2002-03-04-05
Harvey, Jahfari	2020-21-22	Hill, Randal	1987-88-89-90
Harvey, Sean	2013-14	Hill, Ryan	2006-07-08-10
Hauck, Ed	1946-47	Hill, Trevon	2019
Hauser, Francis	1927-28-29-30	Hillery, Zalon'tae	2018-19
Haviland, Jim	1969-70	Hipps, Quincy	1997-98-99-2000
Hawkins, Bill	1985-86-87-88	Hirschman, Chuck	1978-80
Hayes, Bill	1957-58	Hlasnick, Al	1942
Hays, Bob	1979	Hobbs, Chris	1977-79-80-81
Hayward, Harry	1937-38	Hodges, Larry	2019-20
Heaps, Jake	2014	Hoilett, Dwayne	2013
Heckman, Charles	1931-32-33	Holder, Rod	1986-87-88-89
Hedley, Lou	2019-20-21-22	Holley, Jalar	2020
Heffernan, David	1983-84	Holmes, Josh	2007-08-09-10
Hefti, Paul	1954-55-56	Holmes, Kenny	1993-94-95-96
Heinly, Ray	1966-67-68	Holton, C.J.	2009-10-11
Hembrough, Chris	1983	Homer, Travis	2016-17-18
Henderson, James	1932-33	Hope, Larry	2013
Henderson, Seantrel	2010-11-12-13	Hopgood, George	1967-68-69



ALL-TIME LETTERMEN

Horn, Tyler	2008-09-10-11
Hornibrook, John	1971
Horschel, Paul	1972-73-74
Horton, Mallory	1934
Houston, Eric	2005-06-07-08
Howard, Tracy	2012-13-14-15
Howell, Dave	2004-05
Howington, Joe	1965
Hubbs, Fred	1964
Hudock, Mike	1954-55-56
Hudson, Al	1944-45-47-48
Huerta, Carlos	1988-89-90-91
Huff, Avery	2020-21
Huff, Jim	1968-69
Huffman, Rod	1974
Humphrey, Talib	2002-03-04
Hunt, Ken	1962
Hurns, Allen	2010-11-12-13
Hurt, Clint	1997-99-2000
Hutchings, Charles	1953-54-55-56
Hutchins, Ralph	1964-65-66

I

Ina, J	1993-94-95-96
Ingram, Greg	1973
Injaychock, Ed	1944-45-46-47
Irastorza, Alex	2013
Iredale, Phil	1972-73-74-75
Irvin, Michael	1985-86-87
Irvin II, Michael	2017, 2019
Isidora, Danny	2013-14-15-16
Ivery, Dequan	2012
Ivey, DJ	2018-19-20-21-22
Ivory, Chris	2008-09-10

J

Jack, Sandy	1987-88
Jackson, Clif	1995-96-97
Jackson, Darrell	2022
Jackson, Demetrius	2015-16-17-18
Jackson, Dennis	1974-75-76
Jackson, Dusty	1976
Jackson, Herb	1977-78-79
Jackson, James	1997-98-99-2000
Jackson, Joe	2016-17-18
Jackson, Michael	2015-16-17-18
Jahn, George	1942
James, Clay	2019-20-21-22
James, Donald	1952-53
James, Edgerrin	1996-97-98
James, Harvey	1941-43-46
James, Herbert	1988-89-90-91
James, Javaris	2006-07-08-09
James, Mike	2009-10-11-12
Jastrab, Bob	1985
Jefferson, David	1978-79-80-81
Jelley, Thomas	1949-50
Jennings Jr., Bradley	2017, 2020
Jenkins, Courtel	2014-15-16
Jenkins, Darnell	2003-04-05-07
Jenkins, Willie	1974-75-76
Jenkins, Rayshawn	2012-13-15-16
Jennings, Kelly	2002-03-04-05
Johns, Eddie	1960
Johnson, Aldarius	2008-09-10
Johnson, Alex	1987-88-89-90
Johnson, Andre	2000-01-02
Johnson, Andrew	2004-05-06
Johnson, Bruce	2005-06-07-08
Johnson, Caleb	2022
Johnson, Dan	1969-70-71
Johnson, Dante	2020
Johnson, Davon	2008-10-11-12



K



ALL-TIME LETTERMEN

Kichowski, Walter	1936-38-39
Kidd, Garrett	2012-13-14
Kidwell, Dale	1927
Kimbrough, Stanford	1931
Kimbrough, William	1927-28
Kinchens, Kam	2021-22
King, Andre	1997-98-99-2000
King, Corey	2012-13
King, D'Eriq	2020
Kinsey, John	1943
Kintigh, David	1983-84-85-86
Kirby, Raphael	2012-13-14-15
Kirkeide, Kevin	1991-92
Klein, Morris	1942-43-46
Knighton, Hunter	2015
Knighton, Jaylan	2020-21-22
Knowles, Robert	2016-17-18-19
Knust, Art	1951-52-53
Kochifos, Andy	1956
Kohlbrand, Joe	1983-84
Kohut, Joe	1953-54-55
Kolz, Bob	1942
Konovalchick, Andy	1948
Kosar, Bernie	1983-84
Koslowski, Adolph	1931-32
Krasnai, William	1945-46
Kraszewski, Ed	1963-64-65
Krein, Darren	1990-91-92-93
Kresl, Jim	1967-68-69
Kreuger, Don	1976-78
Krotec, John	1953-54-55
Krull, Joe	1945-46-47-48
Krutulis, Joe	1939-40-41-43
Kryzak, Ed	1973-74-75
Kuder, Frank	1933
Kunz, Brad	2002-03-04
Kurucz, John	1938-39-40

L

L'Italian, William	1931-32-33
LaBelle, Greg	1979-80-81-82
Ladson, Frank	2022
Laffere, Greg	1999-2000
Lancaster, Larry	1971
Lang, Kenard	1994-95-96
Langham Jr., Darrell	2017-18
Langley, Michael	2003
Lanham, Bill	1973-74
LaPointe, Larry	1965-66-67
Lardani, Ray	1960
Larkin, Eric	1981-82
LaRussa, James	1952
Latimer, Mike	1973-74-75
Latimer, Clarence	1974
Latimer, Don	1974-75-77
Lawrence, Wayne	1969-70
Lawson, Michael	1995-96-97-98
Leary, Mike	1970-71-72
Leavitt, James	1943
LeCompte, Max	1944
Lee, George	1931
Lee Jr., Hartford	1940
Leggett, Lance	2004-05-06-07
Lehn, Frank	1940-41
Leonard, Dennis	1933-34-45
Levitt, William	1943-44-45
Lewis Jr., D.G.	1933
Lewis, Damione	1997-98-99-2000
Lewis, James	1998-99-2000-01
Lewis, Jeremy	2009-10-11-12
Lewis, LeeRoy	1964-65
Lewis, Malcolm	2012-13-14-15-16
Lewis, Ray	1993-94-95
Ley, Chris	1985
Lichtenstein, Jacob	2022
Liddell, Rick	1972-73-74



ALL-TIME LETTERMEN

Liebel, Robert	1965-66	Makarevich, Frank	1975-76
Lillimagi, Leo	1961-63	Maler, Jim	1976
Linder, Brandon	2010-11-12-13	Malley, Jeff	2003-04
Linder, Nick	2014-15-16	Mallios, Harry	1950-51-52
Lindstrom, Evan	1927-28-29	Mallory, Will	2018-19-20-21
Lingard, Lorenzo	2018	Malloy, Gordon	1952-53-54
Linning, Charles	1958-59-60	Mammarelli, Dominic	2020, 2022
Linus, James	1952-53	Mann, Jonathan	2003
Lipchick, Pete	1945	Marcantonio, Steve	1972-73-74
Lipkvich, Gary	1971	Marion, Fred	1978-79-80-81
Lippett, Ronnie	1980-81-82	Mariscal, Dan	1985-86
Little, Earl	1993-94-95-96	Mariutto, Don	1950-51-52
Livingston, Charles	1959-60	Mark, Greg	1986-87-88-89
Llinas, Jim	1980	Markowski, Stan	1959-60
London, Diego	1989-91-92	Marler, Sylvan	1945
Looram, Kevin	1973-74-75	Marley, Rohan	1992-93-94
Lopez, Kenny	1990-91-92-93	Marshall, Alfonso	2000-01-02-03
Losch, Jack	1954-55	Marshall, Sheven	1998-99
Losego, Richard	1961-62	Martens, Raymond	1930
Lowe, Jack	1953	Martin, Don	1974-75
Lubas, Ted	1951-52-53	Martin, Leo	1949-50-51
Ludwig, Steve	1974-75	Martin, Sylvester	1953-54-55
Lumelski, Zev	1991-92-93-94	Martinez, Willie	1983-84
Lutes, Ed	1950-51	Marucci, Jason	1990-91-92
Luttrell, Larry	1994	Marve, Robert	2008
Lyden, Joe	1949-50	Maryland, Russell	1987-88-89-90
Lyons, Herman	1927-28	Marzella, Sam	1942

M

Mabry, Jerrell	2006-07	Mason, George	1975-76-77
MacDowell, Buz	1969-70	Mastellone, Pete	1948-49-50
MacIntyre, George	1958	Masters, Brett	1981
Mack, Rod	1996-97-98-99	Masterson, Robert	1935-36-37
Mack, Tremain	1994-95-96	Mastro, Salvatore	1934-35-36
Maddox, Maurice	1984-86	Matherson, Paul	1932
Mahon, Gary	1985-86-87-88	Matthes, Dieter	1969-70
Mahoney, Hayden	2017-18	Matlock, John	1963-64-65
Majewski, Bill	1968-69	Matthews, Gralyn	1975-76
		Matthews, Wiley	1969-70
		Maulty, Stanley	1961-62



ALL-TIME LETTERMEN

Maxey, Marcus	2002-03-04-05	McMurray, Darin	1983-84-85
Mayes, Ryan	2016	McNally, Sean	2012-13
Mayhew, Jon	1959-60	McNeal, Shawnbrey	2007-08
Mazejka, Ernest	1945-46-47	McNeil, Ryan	1989-90-91-92
McCarthy, Colin	2006-07-09-10	McPartland, Will	1998-99-2000
McCloskey, Jack	1950-51	McVeigh, John	1984-85
McCloud, Zach	2016-17-18, 2020-21	Medearis, Rusty	1990-91-92-94
McClover, Darrell	2000-01-02-03	Melear, John	1951-52
McCord, Tyriq	2012-13-14-15	Mell, John	1944-45-46
McCray, Teraz	2004-05-06-07	Melwid, John	1955
McCray, Terry	2015, 2016, 2018	Mercer, Ivan	1999-2000
McCreary, William	1944	Mercier, Richard	1995-96-98-99
McCrimmon, Steve	1937-38-39	Mercurio, Marion	1928-29-30
McCullough, Jason	1995	Meriweather, Brandon	2003-04-05-06
McCutcheon, Kevin	1985-86	Mesidor, Akheem	2022
McDermott, Kc	2014-15-16-17	Michaels, George	1990-91
McDermott, Shane	2011-12-13-14	Mick, Gary	1969-71
McDonald, Dave	1949	Middleton, John	1931-32
McDonald, Frank	1951-52-53-54	Miller, Bill	1965-66-67
McDougal, Robert	1941-42-46	Miller, Bill	1959-60-61
McDougle, Jerome	2001-02	Miller, Dan	1978-79-80-81
McDowell, Bubba	1985-86-87-88	Miller, Eric	1988-89-90-91
McFadden, Doug	1985-86	Miller, Jordan	2019-20-21-22
McGahee, Willis	2001-02	Miller, Lamar	2010-11
McGee, Brandon	2009-10-11-12	Miller, Phil	1976
McGee, Doug	1965-66-67	Millican, Pat	1977-78
McGrath, Joe	2001-02-03	Mills, Austin	1927-28
McGriff, John	1927	Mills, Reuben	1959-60
McGriff, John	1975-76-77	Minie, Steve	1984
McGuire, Stephen	1989-90-91-92	Mira, George, Sr.	1961-62-63
McGuirt, Jimmy	1966-67	Mira, George, Jr.	1984-85-86-87
McIntosh, R.J.	2016-17	Mira, Joe	1965-66-67
McIntosh, Roger	2002-03-04-05	Miranda, Jesus	1976-77
McKinnie, Bryant	2000-01	Mirilovich, Jon	1957-58-59
McMeans, Tyler	2004-05	Mirto, Joe	1965-66-67
McMillan, Dyrall	1995-96	Mitchell, Eldridge	1972-73-75-76
McMillan, Kenny	1977-78	Mitchell, Theron	1958
McMillian, Jerry	1965	Mollinea, Al	1981
		Moncur, Eric	2005-06-07



ALL-TIME LETTERMEN

Monroe, Brian	2003-04-05-06	Nardulli, Frank	1953
Monroe, Earl	1975-76-77	Neal, Speedy	1980-81-82-83
Monroe, Karl	1976-77-78	Nealon, Robert	1942
Montanti, Dennis	1964	Neely, Damond	1995-97-98
Mooney, George	1941-42	Nelms, Cory	2009-10
Moore, Earl	2012-13, 2015	Nelson, Bob	1978-79-80-81
Moore, Joe	1989-90-91	Nelson, Zion	2019-20-21
Moore, Lenny	1982-83	Nettles, Nick	2000
Moore, Mike	1982-83-84	Newbill, Richard	1988-89
Moore, Ryan	2003-04-05-06	Newcomb, Vester	1956-57
Morgan, Dan	1997-98-99-2000	Newman, Bob	1946
Morgan, Tim	1973-74-75-76	Nicolas, JoJo	2007-08-10-11
Morris, Stephen	2010-11-12-13	Nicolas, Scott	1978-79-80-81
Morris, Victor	1983-84-85-86	Nixon, Herman	1976
Morse, Derrick	2004-05-06-07	Njoku, David	2015-16
Moser, Aaron	1998-99-2000	Njoku, Evidence	2018
Mosketti, Robert	1952	Nnoruka, Chigozie	2019
Moskos, Jim	1957	Nock, James	1964-65
Moss, Santana	1997-98-99-2000	Nodoline, Frank	1957
Moss, Sinorice	2002-03-04-05	Nolan, Robert	1952-53-54-55
Moss, Tyrone	2003-04-05-06	Noppenberg, John	1937-38-39
Moss, Winston	1983-84-85-86	Norton, Kendrick	2015-16-17
Mosso, Carl	1946-47-48	Novak, Andy	1946-47-48-49
Moten, Anthony	2014-15-16-17	Novak, Jack	1958-59
Moyer, Ed	1945-46-47-48		
Mugler, Glenn	1952		
Muhammad, Al-Quadin	2013, 2015		
Mundrick, Scott	1970		
Murphy, Bill	1971		
Murphy, Jimmy	2018-19		
Murray, Krishna	1995		
Musante, Andrew	1942		
Myers, Chris	2001-02-03-04		
Myers, Leonard	1997-98-99-2000		
N		O	
Nanton, Javon	2003-04-05	O'Boyle, Leo	1951
Napoli, Chris	2003-04	O'Brien, Jim	1927-28
Napper, Mason	2022	O'Connell, Ken	1971
		O'Connor, Paul	1984-85-86
		O'Day, John, Sr.	1930-31-32
		O'Day, John, Jr.	1959-60
		O'Donnell, Jake	2015
		O'Donnell, Pat	2013
		Odenigbo, Tito	2018
		Odogwu, Sunny	2014-15-16
		O'Gara, Bob	1975-76-77
		Ojomo, Adewale	2008-10-11



ALL-TIME LETTERMEN

O'Leary, Jack	1948	Pata, Bryan	2003-04-05-06
O'Mahony, James	1960-61-62	Patchan, Matt	1985-86-87
O'Neal, Maston	1940	Patchan, Scott	2017-18-19
O'Neill, John	1985-86-87-88	Patrick, Kevin	1990-91-92-93
Oespovich, John	1937-39	Patterson, Tom	1991-92-93
Okell, George	1929-30-32	Patton, Martin	1990-91
Oliver, Darryl	1983-84-85-86	Paul, Gionni	2011-12
Oliver, Ed	1953-55-56	Payne, Jack	1951-52
Oliver, Kenny	1985	Payton, Jarrett	1999-2001-02-03
Olivo, David	1966-67-68	Payton, Jeremiah	2020
Olsen, Greg	2004-05-06	Pearson, Malcolm	1991-92-93-94
Oluwaseun, Justice	2021-22	Peattie, Jon	2003-04-05-06
Omienski, Tom	1966-67	Peasley, John	1980
Opalsky, Vincent	1967-68-69	Pegues, Chad	1995-96-97
Oram, Hal	1928	Peguese, Willis	1986-89
Ortega, Buck	2002-03-04-05	Penny, J.C.	1984-85-86
Osborn, K.J.	2019	Pepsin, Thomas	1952-53-54
Ott, John	1932-33-35	Perez, Gregory	1968-69
Otto, Jim	1957-58-59	Perkins, Bill	1971
Owens, Burgess	1970-71-72	Perrelli, Matt	2006-08-09
Owens, Darrion	2014, 2016-17	Perriman, Brett	1984-85-86-87

P

Pagley, Vincent	1951-52	Perry, David	2011-12
Palewicz, Al	1969-71-72	Perry, Charles	2015-16-17
Palmer, Jeff	1974-75-76	Perry, N'Kosi	2018-19-20
Panfil, Barry	1987-88	Perry, Ricky	1992-93-94-96
Panker, Joe	1934-35-36	Perryman, Denzel	2011-12-13-14
Panno, Phil	1952	Peterniche, John	1931-32
Panther, Mark	1962	Petetti, Carl	1991
Parish, Earnest	1985-86-87-88	Petroski, Joseph	1941
Parker, Charles	1968-69	Petrowski, Pete	1933-34-35
Parr, Steve	1971	Pharms, Charles	1988-89-90-91
Parrish, Roscoe	2002-03-04	Phillips, Jaelan	2020
Parrott, Michael	2019-20	Phillips, Kenny	2005-06-07
Parsons, Van	1961-62	Phillips, Randy	2005-06-07-09
Paskewich, Frank	1937-38-39	Phillips, Stanley	1931-32-34
Pasley, Stanley	2003-04	Phillips, Willie	1993-94
		Pickett, Booker	1993-94-95-96



ALL-TIME LETTERMEN

Pickett, Malcolm	1934
Pierce, Jerry	1966-67-68
Pierre, Olsen	2011-12-13-14
Pigza, Mike	1985-86-87-88
Pinckney, Michael	2016-17-18-19
Pinckney, Vincent	1944-45
Pinkston, Jim	1973-74-75
Piper, Wally	1952
Pipho, Matt	2006-07-08-09
Pisani, Dominic	1973-74
Pittard, George	1937-38-39
Plasman, Howard	1941
Plevel, Joe	1956-57-58
Pokorney, Jim	1978-79-80
Pollock, Richard	1942
Ponder, Lovon	2005-06-07-08
Poole, Bill	1957-58
Poore, James	1937-38-39
Pope, Mark	2018-19-20
Popovich, Jeff	1996-97-98-99
Porter, Curtis	2009-10-12-13
Porter, Daryl	2022
Portis, Clinton	1999-2000-01
Pou, Alex	2003-04-05-06
Pratt, Thomas	1953-54-55-56
Presnell, James	1952
Prewitt, Dane	1992-93-94-95
Price, Camden	2019
Procida, Sam	1944
Proctor, Basil	1986
Proctor, Ron	1971
Provin, Scott	1986-87
Puckett, Scott	1998-99-2000-01
Puglisi, Frank	1931
Pytel, Lew	1968-69

O

Quarterman, Shaquille	2016-17-18-19
Queer, Barry	1964

R

Radford, Henry	1973
Ragone, Ryan	2019-20-21
Rajsich, Rob	1977-78
Rakoczy, Gregg	1983-84-85-86
Rambo, Charleston	2021
Ramsbotham, Ernest	1930
Raski, Stan	1937-38-39
Ratesic, Patrick	1963-64
Reddick, Anthony	2004-05-06-08
Redding III, Michael	2020, 2022
Redwine, Sheldrick	2015-16-17-18
Reed, Edward	1998-99-2000-01
Reeh, Daryl	1971
Reeves, Gene	1955
Regis, Micanor	2008-09-10-11
Regula, Ronald	2013-14
Reichgott, George	1931-32-33
Reinhart, Frank	1959-60-61
Remmy, Fred	1958-59
Renfrow, Justin	2013
Restrepo, Xavier	2020-21
Reyes, Manny	1975-76-77
Reynaud, Alan	1972-73-74
Reynolds, Jerry	1960-61-62
Rhodes, Jevon	1998-99-2000
Richards, Ahmmon	2016-17
Richard, Chuck	1969-70-71
Richardson, C.J.	1991-92-93-94
Richt, Mark	1978-80-81-82
Ridgley, Eugene	1994-95-96-97
Riesman, Albert	1932
Riley, Mike	1969-70-72



ALL-TIME LETTERMEN

Riley, Patrick	1991-92-93-94	Rouviere, Whitey	1952-53-54-55
Ritchie, Wilmore	1972-73-74	Ruel, Golden	1971-72
Rivers, Jalen	2022	Rumph, Mike	1998-01
Rizzo, Ben	1960-61-62	Rush, Mark	1979-80-81-82
Roan, Lorenzo	1979-80-81	Russell, Twan	1993-94-95-96
Roberts, Alfredo	1984-85-86-87	Russo, Art	1948
Roberts, Elijah	2020-21	Russo, Don	1965-66-67
Roberts, Fred	1981	Rutledge, Chris	2005-06-07-08
Roberts, Kevin	1975-76-77	Ruzomberka, Edward	1941-42, 46
Robertson, Cushman	1930	Ryder, Nick	1960-61-62
Robey, Steve	1970-71		
Robinson, Fred	1981-82-83	S	
Robinson, Kylan	2007-08-09-10	Saey, Art	1946-47-48
Robinson, Luther	2010-12-13	Saladino, Tony	1962-63-64
Robinson, Marcus	2008-09-10-11	Salemi, Nelson	1965-66
Robinson, Oscar	1974	Salinger, Jeff	1978-79
Robinson, Ray	1940-41	Salisbury, Don	1937-38-39
Robinson, Richard	1965-66-67	Sampson, Robert	1997-98-99
Roche, Quincy	2020	Sanders, Billy	2010
Rochford, John	2004-05-06-07	Sandie, Bill	1956
Rodberg, Allan	1952-53-54-55	Sandifer, Kirk	1988
Rodgers II, Kacy	2010-11-12-13	Sandland, Beau	2013
Rodrigue, Mike	1978-79-80-81	Sands, Ethenic	1999-2000-01-02
Rodriguez, Joel	2001-02-03-04	Sapp, Carl	1938-39-40
Rodriguez, Nelson	1996-97	Sapp, Earl	1941-42
Rogers, Joseph	2014-15	Sapp, Warren	1992-93-94
Rolle, Antrel	2001-02-03-04	Savini, Bud	1962-63
Rolle, Omar	1995-97	Savoca, Vic	1959-60-61
Romberg, Brett	1999-2000-01-02	Scaife, DJ	2018-19-20-21-22
Rosbaugh, Bob	1958-59	Scarborough, Buddy	1970-71
Rose, Warren	1934-35-36	Scarnecchia, Sam	1955-56
Rosen, Al	1943	Scavella, Steadman	1973-74-75
Rosier, Malik	2015, 2017, 2018	Schaefer, Bill	1986-87
Rosinski, Steve	1987-88	Schaap, Steve	1968-69-70
Ross, Fred	1972-73	Schemer, Mike	1939
Rostron, Fred	1930	Schirmer, Bill	1964-65-66
Roughen, Rick	1979	Schmidt, Joe	1968-69-70
Rousseau, Gregory	2019	Schmitt, Paul	1969



ALL-TIME LETTERMEN

Schneiderbach, Robert	1950-51-52	Short, Baraka	1991-92-93-94
Schneider, James	1967-68-69	Shrader, Clive	1947-48-49
Schnellenberger, Stu	1982-83	Siegel, John	1955
Schnupp, Eric	1997-98-99	Sievers, Todd	1998-2000-01-02
Schottenheimer, Kurt	1969-70	Silvera, Nesta Jade	2018-19-20-21
Schuler, Harold	1946-47	Sikes, Maurice	2000-01-02-03
Schultz, Joseph	1952	Sikora, James	2001-02-03
Schultz, Leon	1942-43	Sileo, Dan	1986
Scott, Dennis	1994-95-96-97	Siler, Frank	1929-30-31
Scott, James	1999-2000-01-02	Simmons, Malcolm	1977-79
Scott, LaVaar	1999-2000-01	Simon, James	1961-62
Scott, Rashawn	2011-12-13-14-15	Sims, Jack	1962-63-64
Searcy, Leon	1988-89-90-91	Sinclair, Ian	1983-84
Sears, Harold	1971-72	Sisk, John	1962-63
Sebald, Brandon	2002-03-04	Sisk, Ken	1982-83
Sedley, Tom	1976-77-78	Sissman, Mike	1932-33-34
Seelig, Mark	1984-85-86	Sixkiller, Andy	1964-65
Seely, James	1968-69	Skinner, Jaleen	2022
Seibel, William	1956	Skoog, Karl	1968
Seigler, Dexter	1990-91-92-93	Smatana, John	1981-82-83
Seiple, Todd	1991	Smerdel, Joe	1961-62-63
Selmer, Brian	1973-74-75-76	Smith, Al	1944-45
Semerene, Jon	2015	Smith, Andrew	2008-09-10-11
Settembre, Ernest	1945-46-47-48	Smith, Brashard	2021-22
Settle, Cecil	1944	Smith, Brian	1985-86
Shakespeare, Stanley	1983-84	Smith, Cannon	2008
Shannon, Randy	1985-86-87-88	Smith, Chase	2021
Shannon, Xavier	2008	Smith, Dan	1998-99
Sharpe, Bill	1975	Smith, Darius	2011-12
Sharpe, Glenn	2002-03-06-07	Smith, Darrin	1989-90-91-92
Sharpton, Darryl	2006-07-08-09	Smith, Derrick	2017-18
Shields, John	1954-56	Smith, Don	1975-76-78
Shields, Sam	2006-07-08-09	Smith, Elmer	1948
Shinn, Charles	1934-35-36	Smith, Frank	1948-50-51
Shipman, Al	1993-94	Smith, Keontra	2019-20-21-22
Shirey, Brad	1990-91-92	Smith, Key'Shawn	2020-21-22
Shiver, Rex	1950-51-52	Smith, Kris	2004
Shockey, Jeremy	2000-01	Smith, Mark	1978-79-80



ALL-TIME LETTERMEN

Smith, Michael	1996-97-98-99	Stanley, Richard	1976
Smith, Mike	2016-17-18	Stanley, Robert	1965
Smith, Nate	2001	Stanton, Robert	1927
Smith, Nelson	1995	Starks, Duane	1996-97
Smith, Norman	1930	Stawarz, Tony	1967-68-70
Smith, Pee Wee	1988-89	Steiner, William	1938-39-40
Smith, Phil	1965-66-67	Steed, Waymon	2018, 2020-21-22
Smith, Ray	1943	Stephens, James	1964
Smith, Roland	1987-88-89-90	Stephens, Owen	1985
Smith, Russell	1963-64-65	Stevenson, Tyrique	2021-22
Smith, Steve	1965-66-67	Stewart, Bob	1955-56-57
Smith, Tom	1971-72	Stewart, David	1979-80-81
Smith, William	1952-53	Stewart, Demetri	2006
Smith, Willie	1984-85	Stewart, James	1993-94
Snowden, Charles	1946	Stewart, Michael	2000
Snowden, Crumpton	1938-39-40	Stewart, Terry	1957
Snowden, Olin	1932	Stinson, Brian	1998-99-2000
Snyder, Paul	1990-91-92	St. Louis, Tyree	2015-16-17-18
Sobeck, John	1944	Stockdale, Grant	1938-39
Solie, Lloyd	1927-28-29-30	Stokes, Bob	1966
Sopko, Mike	1971	Stokes, John	1954
Sorensen, Dick	1967-68-69	Stolk, Wilfred	1950-51
Sparks, Hoyt	1962-63	Stone, Dean	1968-69-70
Spence, Sean	2008-09-10-11	Stranahan, Kyle	1990-91
Spencer, Darryl	1988-90-91-92	Stransky, Fred	1968-69
Spicer, Jack	2017-18-19	Strawbridge, Rick	1968-69
Spinelli, Nick	1962-63	Streeter, Ron	1974
Spinelli, Vincent	1945	Streeter, Tommy	2009-10-11
Square, John	2001-02-03	Streicher, Gary	1972-73
St-Pierre, Jonathan	2005	Streiter, Bob	1961-62
Staffier, Steve	1984-86	Strimple, David	2006-07
Stafford, Robert	1950	Stubbs, Daniel	1984-86-87
Standifer, Jim	1976	Sullivan, Jim	1974
Stange, Kurt	2004	Sullivan, Mike	1987-88-89-90
Stanish, Todd	1984-85	Sullivan, Tom	1969-70-71
Stanley, Ed	1977	Sunderland, John	1949-50
Stanley, Joe	1959	Sutter, Robert	1946-47
Stanley, Lucious	2022	Sutton, James	1997-98-99



ALL-TIME LETTERMEN

Sutton, Otis	1927-28-29	Thompson, Gary	1968
Sutton, Otis B.	1932	Thompson, Lawrence	1980-81-82
Sutton, Reggie	1983-84	Thompson, Sean	1989-90-91
Swain, John	1977-78-79-80	Thompson, Tommy	1932-33-34
Swan, Rick	1964	Thompson, Woody	1972-73-74
Swasey, Andrew	2011-12	Threat, Greg	2002-03-04-05
Sweeney, Matt	1996-97-98-99	Timmons, George	2005
Sweeting, Walt	1971-72-73	Timmons, Racey	1960-61-62
Sydnor, Dave	1973-74-75	Timmons, Taylor	1976-77-79
Symonette, Alan	1992-93-94-95	Tobey, Ernest	1953-54
Symonette, Ian	2006-07-08-09	Tobin, John	1939-40-41
T		Tocco, Tony	1965-66
Tassotti, Dan	1952-53	Tokarski, Gary	1975-76
Tatarek, Bob	1965-66-67	Tolson, Jordan	2013-14
Taylor, Bob	1968	Torretta, Geoff	1985-86
Taylor, Bob S.	1970	Torretta, Gino	1989-90-91-92
Taylor, Jeffrey	1994-95-96-97	Totterdale, Bill	1940
Taylor III, Leonard	2021-22	Tracy, Phil	1967-68
Taylor, Rod	1967-68	Traore, Ousman	2020-21
Taylor, Sean	2001-02-03	Trathen, Dick	1944
Teal, David	1967-69-70	Tremont, Elmer	1950-51
Tedder, Phil	1951	Triay, Jim	1966-67
Telemaque, Vaughn	2009-10-11-12	Trobliger, Bernard	1940-41
Tella, Tony	2002-03-04-05	Trocolor, Bob	1968-69-70
Tellison, A.C.	1991-92-93-94	Trosch, Gene	1964-65-66
Terry, Gabe	2013	Trout, Bill	1967-68-69
Testaverde, Vinny	1982-84-85-86	Trower, Dick	1969-70-71
Tezanos, Ralph	1974-76	Trump, A.J.	2006-07-08-09
Thomas, Chad	2014-15-16-17	Tucek, John	1964-65-66
Thomas, Derron	2005-06-07-08	Tucker, Arnold	1943
Thomas, Jeff	2017-18-19	Tucker, Syii	1992-93-94-95
Thomas, Joe	1944	Tucker, Walter	2013-14-15
Thomas, Lamar	1989-90-91-92	Turchetta, Tom	1970-71
Thomas, Santonio	2000-01-03-04	Turner, John	1974-75-76-77
Thomas, William	1927	Turner, Mike	1967-68-69
Thompkins, Kendal	2009-10-11-12	Tuten, Rick	1983-84
Thompson, Dave	1973-74-75	Tuttle, Leonard	1927



ALL-TIME LETTERMEN

U

Upperco, Pete	1978-79
Upton, Mike	1964
Urbanowicz, Hank	1966-67
Uribe, Alex	2009

V

Vaccarelli, Anthony	1935-36-37
Vaccaro, Jim	1945
Vacchio, Mike	1949-50
Valdez, Wilber	1998-99
Valerio, Rick	1975-76-77-78
Vanderwende, Kyle	1982-83-84
Van Dyke, DeMarcus	2007-08-09-10
Van Dyke, Tyler	2021-22
Vari, Armand	1950-51-52
Varone, John	1955-56-57
Vasiloff, Bill	1956-57
Vasu, George	1954
Verkuilen, Dave	1960
Vernon, Oliver	2009-10-11
Vickers, Kipp	1989-90-91-92
Vilma, Jonathan	2000-01-02-03
Vogel, Justin	2014-15-16
Volcy, Jean	2004-05
Vollenweider, James	1959-60-61
Vujanov, Garry	1970-71

W

Wahnee, Jim	1965-66
Walters, Tracy	1986-87-88
Walden, Terrell	2005-06
Walford, Clive	2011-12-13-14
Walker, Carl	2000-01-02-03
Walker, Keith	1983-84
Walker, Pat	1977-78-79-80

Walker, Ronnie	1975-76
Wallace, Don	1956-57-58
Wallick, Gregg	1974-75-76
Walsh, Chris	1994
Walsh, Steve	1987-88
Walters, Matt	1999-2000-01-02
Walton, Mark	2015-16-17
Ward, Alvin	1981-82-83-84
Ward, Nick	1995-97-98-99
Washington, Brandon	2009-10-11
Waters, Herb	2012-13-14-15
Watson, Gordon	1949-50
Watson, John	1970
Watt, Walter	1941-42-43-44
Watts, John	1959
Watts, William	1960-61
Wayne, Reggie	1997-98-99-2000
Weaver, Bobby	1961
Weaver, Jarrell	2000-01-02-03
Weaver, Jermell	2000-01
Webster, Nate	1998-99
Wehner, Mike	1994-95-96-97
Weisacosky, Ed	1963-64-65
Welch, Bill	1982
Welch, Michael	2016
Wells, Hunter	2013-14-15
Werl, Robert	1962-63-65
Wesley, Steven	2007-08-09
West, Isaiah	1980-81-82
Wheeler, Jared	2010-11-12-13
Whipple, Spencer	2010-11
White, Corey	2010
White, Ken	1970-71-72
White, Mike	1975-76-77
White, Paul	1990-91-92-93
White, Phillip	1927
White, Shelton	1945
Wieclaw, Jake	2011-12

Y



ATTENDANCE

Yovicsin, Tony

1946-47

Z

Zachary, Art

1964-65

Zampogna, Francesco

2004-05-06-07

Zappala, Greg

1980-81-82

Zelch, David

1961-62

Zellner, Chris

2005-06-07-08



ATTENDANCE

HOME ATTENDANCE

YEAR	G	W/L/T	TOTAL	AVERAGE
1937	7	4-3-0	65,261	9,323
1938	7	7-0-0	91,118	13,017
1939	8	4-4-0	133,820	16,727
1940	9	3-6-0	151,535	16,837
1941	9	7-2-0	184,840	20,538
1942	8	6-2-0	84,077	10,509
1943	5	4-1-0	70,256	14,051
1944	9	1-7-1	118,357	13,150
1945	9	7-1-1	186,454	20,717
1946	8	6-2-0	233,390	29,173
1947	8	2-6-0	228,796	28,599
1948	8	3-5-0	280,446	35,056
1949	8	5-3-0	319,449	39,931
1950	7	6-0-1	255,626	36,518
1951	8	7-1-0	339,963	42,495
1952	9	4-5-0	248,781	27,642
1953	7	4-3-0	223,259	31,894
1954	7	7-0-0	306,162	43,737
1955	7	5-2-0	321,347	45,907
1956	8	6-1-1	328,672	41,084
1957	8	4-3-1	327,230	40,904
1958	7	1-6-0	235,325	33,618
1959	7	5-2-0	268,718	38,388
1960	8	6-2-0	390,944	48,868
1961	7	4-3-0	289,004	41,286
1962	6	5-1-0	312,030	52,005
1963	7	1-6-0	311,775	44,539
1964	7	3-3-1	250,603	35,800
1965	6	3-2-1	294,979	49,163
1966	6	5-1-0	236,830	39,471
1967	6	4-2-0	295,843	48,307
1968	5	4-1-0	194,460	38,892
1969	7	4-3-0	289,306	41,329
1970	6	2-4-0	155,142	25,857
1971	8	3-5-0	238,294	29,787
1972	5	4-1-0	110,566	22,113
1973	6	2-4-0	191,767	31,961
1974	6	3-3-0	127,066	21,177
1975	6	1-5-0	140,859	23,476
1976	5	3-2-0	86,180	17,236
1977	5	2-3-0	174,209	29,642
1978	4	3-1-0	83,912	20,978
1979	4	4-0-0	104,262	26,065
1980	5	4-1-0	120,007	24,001
1981	6	6-0-0	239,106	39,851
1982	6	5-1-0	180,602	30,100
1983	5	5-0-0	222,839	44,565
1984	5	2-3-0	247,852	41,309
1985	5	4-1-0	225,353	45,070
1986	6	6-0-0	291,427	48,571
1987	7	7-0-0	377,444	53,920
1988	7	7-0-0	371,742	53,106

YEAR	G	W/L/T	TOTAL	AVERAGE
1989	6	6-0-0	309,805	51,634
1990	6	6-0-0	372,577	62,096
1991	6	6-0-0	347,785	57,964
1992	6	6-0-0	334,052	55,675
1993	6	6-0-0	287,319	47,887
1994	6	5-1-0	361,986	60,331
1995	6	6-0-0	229,223	38,204
1996	6	3-3-0	249,670	41,612
1997	6	3-3-0	173,495	28,916
1998	6	4-2-0	259,209	43,202
1999	6	5-1-0	235,578	39,263
2000	6	6-0-0	350,578	58,430
2001	6	6-0-0	282,972	46,162
2002	6	6-0-0	417,233	69,539
2003	7	6-1-0	406,945	58,135
2004	6	4-2-0	354,803	59,134
2005	6	4-2-0	271,862	45,310
2006	7	5-2-0	293,359	41,908
2007	7	4-3-0	305,124	43,589
2008	6	4-2-0	277,792	46,299
2009	6	5-1-0	285,306	47,551
2010	6	3-3-0	309,056	51,509
2011	7	4-3-0	340,576	48,654
2012	6	4-2-0	286,315	47,719
2013	7	6-1-0	376,857	53,837
2014	7	5-2-0	367,623	52,518
2015	6	5-1-0	285,363	47,560
2016	6	4-2-0	351,434	58,572
2017	8	7-1-0	469,454	58,682
2018	6	5-1-0	366,184	61,031
2019	6	4-2-0	316,971	52,829
2020*	6	4-1-0	51,911	10,398
2021	7	5-2-0	305,885	43,697
2022	7	2-5-0	373,731	53,390

*COVID-19 attendance restrictions

LARGEST HOME CROWDS

	TOTAL	OPPONENT	YEAR
1.	81,927	Florida State	2002
2.	81,753	Nebraska ⁴	1995
3.	81,634	Notre Dame	1989
4.	80,905	Florida State	2000
5.	80,396	Florida State	1990
6.	80,227	Florida	1985
7.	79,932	Florida	2003
8.	79,480	Nebraska ³	1989
9.	78,622	Florida State	2004
10.	78,114	Washington	2001
11.	77,836	Florida State	1988
12.	77,747	Nebraska	1992
13.	77,410	Virginia Tech	2000



THE UNIVERSITY OF MIAMI SPORTS HALL OF FAME

14.	77,338	Florida State	1992
15.	77,265	Notre Dame	1967
16.	77,224	Florida	1987
17.	77,010	Florida State	1994
18.	76,968	Florida	2013
19.	76,640	Notre Dame	1987
20.	76,530	Florida State	2014
21.	76,108	Virginia Tech	2002
22.	75,913	Florida State	1996
23.	75,723	Penn State	1991
24.	75,685	Notre Dame	1955
25.	75,115	Florida State	2010
26.	74,760	Oklahoma ²	1988
27.	74,427	Penn State	1999
28.	74,292	Florida A&M	1992
29.	73,817	Florida	1981
30.	73,622	Boston College	2002
31.	73,328	Florida State	2012
32.	72,549	Nebraska ¹	1984
33.	71,842	Houston	1991
34.	71,451	Oklahoma	1986
35.	70,934	Florida	1969
36.	70,420	Iowa	1990
37.	68,548	Florida A&M	2002
38.	68,077	Notre Dame	1965

1 — 1984 Orange Bowl Classic (Jan. 2, 1984)

2 — 1988 Orange Bowl Classic (Jan. 1, 1988)

3 — 1989 Orange Bowl Classic (Jan. 2, 1989)

4 — 1995 Orange Bowl Classic (Jan. 1, 1995)

LARGEST CROWDS - ANY

	TOTAL	OPPONENT	YEAR
1.	109,313	at Penn State	2001
2.	107,745	at Tennessee	2002
3.	107,245	at Texas A&M	2022
4.	105,834	at Michigan	1988
5.	105,454	at Ohio State	2010
6.	105,403	at Michigan	1984
7.	96,704	at Penn State	1992
8.	93,781	vs. Nebraska ¹	2001
9.	91,585	at Nebraska	2014
10.	90,833	at Florida	2008

1 — 2002 Rose Bowl (Jan. 3, 2002)

LARGEST ROAD CROWDS

	TOTAL	OPPONENT	YEAR
1.	109,313	Penn State	2001
2.	107,745	Tennessee	2002
3.	107,245	Texas A&M	2022
4.	105,834	Michigan	1988
5.	105,454	Ohio State	2010
6.	105,403	Michigan	1984
7.	96,704	Penn State	1992
8.	90,833	Florida	2008
9.	91,585	Nebraska	2014
10.	86,287	Ohio State	1977



THE UNIVERSITY OF MIAMI SPORTS HALL OF FAME

Randy Ableman (diving coach)	Chanivia Broussard (women's basketball)
Hal Allen (football coach)	Kevin Brown (baseball)
Patrina Allen (track & field)	Eddie Brown (football)
Will Allen (basketball)	Eric Brown (basketball)
Jeff Alkire (baseball)	Jerome Brown (football)
Yonder Alonso (baseball)	T'erea Brown (track & field)
Ottis Anderson (football)	Janet Buchanan-Kerr (swimming)
Jodi Appelbaum Steinbauer (tennis)	Phillip Buchanon (football)
Ray Arky (football)	Dr. Charles Burbacher (team doctor)
Jessie Armstead (football)	Pat Burrell (baseball)
J.D. Arteaga (baseball)	Andrew Burrow (tennis)
Woody Austin (golf)	Jim Burt (football)
Dr. Bowman F. Ashe (UM president)	Britney Butcher (soccer)
Rod Ashman (football, basketball)	Edward "Red" Cameron (football, boxing)
Wilbert Bach (sports information)	Whitey Campbell (football, basketball, baseball, and football and baseball coach)
Pete Banaszak (football)	Lela Cannon (golf coach)
Mike Barnes (football)	Al Carapella (football)
Micheal Barrow (football)	Lane Carico (volleyball)
Rick Barry (basketball)	Cesar Carrillo (baseball)
Wayne Beckner (basketball)	Rubin Carter (football)
Tom Beier (football)	Sy Chadroff (basketball, baseball)
Ray Bellamy (football)	Tabia Charles Collins (track & field)
Bill Bennett (track and field)	Nick Chickillo (football)
Lloyd Bennett (track and swimming coach)	Rob Chudzinski (football)
Albert Bentley (football)	Davian Clarke (track & field)
Sharon Berg (swimming)	Tony Cline (football)
Stanley "Skip" Bertman (baseball coach)	Audra Cohen (women's tennis)
Al Besselink (men's golf)	Julius Cohen (basketball)
Warren Bogle (baseball)	Larry Coker (football coach)
Don Bosseler (football)	Dan Connors (football)
Bennie Blades (football)	Ed Contreras (baseball)
Octavia Blue (women's basketball)	Horace Copeland (track and field)
Megan Bradley (tennis)	Alex Cora (baseball)
Ryan Braun (baseball)	Jim Cox (football)
Melvin Bratton (football)	Pat Cramer (tennis)
Melissa Briley-Mieras (diving)	Tony Cristiani (football)
Jay Brophy (football)	Nathaniel Crosby (golf)



THE UNIVERSITY OF MIAMI SPORTS HALL OF FAME

Maurice Crum (football)	George Gallett (sports information)
Fran Curci (football, football coach)	Luis Garcia (tennis)
Don Curnutt (basketball)	Greg Garlich (diving)
Dan Davies (baseball)	Cleveland Gary (football)
Paul Dee (athletic director)	Charlie George (football)
Amy Deem (women's track coach)	Harry Ghaul (football, baseball)
Bill Deering (track and field)	David Gil (baseball)
Dr. Mickey Demos (boxing)	Bryan Gillooly (diving)
Paul Desjardins (golf)	Ron Godfrey (basketball coach)
Bill Diaz (swimming coach)	Tom Gompf (swimming coach)
Eddie Dibbs (tennis)	Joaquin Gonzalez (football)
Carl DiBernardo (boxing)	Orlando Gonzalez (baseball)
Dominique Darden (track and field)	Frank Gore (football)
Jim Dooley (football, track and field)	Yasmani Grandal (baseball)
Ken Dorsey (football)	Joe Grahe (baseball)
Lin Dunn (women's basketball coach)	Danny Graves (baseball)
Eddie Dunn (football, basketball, baseball, coach)	Dr. Joel Green (baseball)
Gary Dunn (football)	Lise Gregory (tennis)
Ian Duvenhage (women's tennis coach)	Matt Gribble (swimming)
Doris Glenn Easterly-Richards (diving)	Randy Guerra (baseball)
Eddie Edwards (football)	Andy Gustafson (football coach and athletic director)
Steve Edwards (men's basketball)	Jack Hackett (football)
Judy Eller (golf)	Bruce Hale (basketball coach)
Craig Erickson (football)	Leonard Hamilton (basketball)
Dennis Erickson (football)	Penny Hammel (women's golf)
Lee Evans (reporter)	John Hammil (tennis)
Jorge Fabregas (baseball)	Jack Harding (football coach, athletic director)
Kevin Fagan (football)	Robin Harmony (women's basketball)
Conny Falk (men's tennis)	Dennis Harrah (football)
Jeff Feagles (football)	Tim Harris, Jr. (track and field)
Alex Fernandez (baseball)	Doris Hart (tennis)
Jaime Fillol (tennis)	Al Harum (tennis)
Mike Fiore (baseball)	Janet Hass (women's tennis)
Chuck Foreman (football)	Bill Hawkins (football)
Dawn Frady (swimming)	Neal Heaton (baseball)
Bubba Franks (football)	Jeannie Hebert-Truax (women's basketball)
Ron Fraser (baseball coach)	Ted Hendricks (football)
Abe Friedman (basketball)	



THE UNIVERSITY OF MIAMI SPORTS HALL OF FAME

Devin Hester (football)	Chuck Klein (football)
Dr. Bill Heuson (golf coach)	Bernie Kosar (football)
Dick Hickox (basketball)	Dr. Jenny Krawec (rowing)
Alonzo Highsmith (football)	Wayne Krenchicki (baseball)
Bobby Hill (baseball)	Ferne Labati (women's basketball)
Randal Hill (football)	Phil Lane (baseball)
Charlie Hodgson (swimming and diving)	Jim Larrañaga (basketball coach)
Kym Hope (women's basketball)	Don Latimer (football)
Carlos Huerta (football)	Lenny Layland (diving)
Aubrey Huff (baseball)	Ann Laughlin (golf)
Isabella Hutchinson (women's athletics)	Thom Lehman (baseball)
Michael Irvin (football)	Denny Leonard (football, boxing)
James Jackson (football)	Dale Lewis (tennis coach)
Stan Jakubowski (baseball)	Ray Lewis (football)
Edgerrin James (football)	Steve Lichtner (swimming)
Calvin James (baseball)	Ron Lippett (football)
Don James (football)	Jack Losch (football, baseball, track and field)
Harvey James (football)	Greg Louganis (diving)
Tamara James (basketball)	William "Bunny" Lovett (boxing, coach)
Tim James (basketball)	William C. Lufler (tennis coach)
Jon Jay (baseball)	Melinda Lyverse (swimming)
Sam Jankovich (athletic director)	Jorge Maduro (baseball)
Jenny Keim Johansen (diving)	Dr. Harry Mallios (football, athletic director)
Andre Johnson (football)	Gordon Malloy (football)
Charles Johnson (baseball)	Rodney Mandelstam (tennis, soccer)
Jack Johnson (football)	Chris Mantilla (diving)
Jimmy Johnson (football coach)	Fred Marion (football)
Shenise Johnson (women's basketball)	Greg Mark (football)
James Jones (men's basketball)	Don Mariutto (football)
K.C. Jones (football)	Leo Martin (football)
Daphne Jongejans-Bousquet (diving)	Russell Maryland (football)
Art Kehoe (football, football coach)	Pete Mastellone (football)
Jim Kelly (football)	Bob Masterson (football, boxing)
Cortez Kennedy (football)	Mike McCoy (basketball)
Tracy Kerdyk (golf)	Jack McClinton (men's basketball)
Walter Kichefski (football, coach)	Yolanda McCray (track and field)
Bill Kimbrough (football)	Frank McDonald (football)
Tom Kearns (football, basketball, boxing)	Willis McGahee (football)



THE UNIVERSITY OF MIAMI SPORTS HALL OF FAME

Stephen McGuire (football)	Tom Pratt (football)
Bryant McKinnie (football)	Larry Pyle (baseball)
Ryan McNeil (football)	Rick Raether (baseball)
Rusty Medearis (football)	Rio Ramirez (diving)
Katie Meier (women's basketball coach)	Joaquim Rasgado (tennis)
Rich Mercier (football)	Ed Reed (football)
Winston Moss (football)	Billy Regan (boxing coach)
Jason Michaels (baseball)	Ronni Reis-Bernstein (tennis)
Bill Miller (football)	Ros Riach (women's tennis)
Danny Miller (football)	Maria Rivera (women's basketball)
Tina Miller Lloyd (golf)	Patti Rizzo (golf)
George Mira Sr. (football)	Javy Rodriguez (baseball)
George Mira Jr. (football)	Antrel Rolle (football)
Dan Morgan (football)	Brett Romberg (football)
Hart Morris (football, basketball coach)	Al "Flip" Rosen (football, baseball)
Ed Morris (basketball)	Gaither Rosser (swimming)
Jim Morris (baseball coach)	Tyce Routson (diving)
Jeff Morrison (baseball)	Dr. Francis "Whitey" Rouviere (football and baseball)
Robbie Morrison (baseball)	Ed Rubino (tennis)
Cathy Morse (golf)	Gillian Russell (track and field)
Aaron Moser (track and field)	Art Saey (Boxing, football)
Jerry Moss (tennis)	John Salmons (men's basketball)
Santana Moss (football)	Alex Santos (baseball)
Gardnar Mulloy (tennis, and coach)	Warren Sapp (football)
Wyllesheia Myrick (track and field)	Frances Savage (women's basketball)
Jack Nelson (swimming, and coach)	Sam Scarnecchia (football)
Connie Nickel (administration)	Vinny Scavo (athletic training)
Scott Nicolas (football)	Howard Schnellenberger (football coach)
John Noppenberg (football)	Sid Schwartz (men's tennis)
Jim Otto (football)	Leon Searcy (football)
Burgess Owens (football)	Harold Sears (football)
Mike Pagliarulo (baseball)	Pancho Segura (tennis)
Dean Panaro (men's swimming and diving)	Kevin Sheary (baseball)
Norm Parsons (administration, coaching)	Jeremy Shockey (football)
Kevin Patrick (football)	Doug Shields (baseball)
Vicki Plowden (women's basketball)	Todd Sievers (football)
Constantin Popa (men's basketball)	Archie Slaton (boxing)
Clinton Portis (football)	



INDIVIDUAL RECORDS

Danny Smith (baseball)	Lauryn Williams (track and field)
Darrin Smith (football)	Wendy Williams (women's diving)
Don Smith (football)	Riquna Williams (women's basketball)
Frank Smith (football)	Larry Wilson (football, baseball)
Willie Smith (football)	Kellen Winslow II (football)
Sam Sorce (baseball)	Mike Wittman (men's basketball)
Don Soldinger (coach)	Nick Wolcuff (football, boxing, wrestling)
Roberta A. Speer (golf)	William Wrona (baseball)
Gene Stage (basketball)	Jodi Yambor (swimming)
Brittney Steinbruch (women's soccer)	Ernie Yaroshuk (baseball)
Daniel Stubbs (football)	Paige Yaroshuk-Tews (women's tennis coach)
Mike Sullivan (football)	
Tom Sullivan (football)	
Bob Tatarek (football)	
Sean Taylor (football)	
Jay Tessmer (baseball)	
Vinny Testaverde (football)	
Lamar Thomas (football)	
Ron Thorne (track and field)	
Valeria Tipiana (women's volleyball)	
John "Red" Tobin (football, basketball)	
Gino Torretta (football)	
Laura Vallverdu (women's tennis)	
Armand "Stitch" Vari (football and coach)	
Jesse Vassallo (swimming)	
Jonathan Vilma (football)	
Brittany Viola (women's diving)	
Rachel Violet (tennis)	
Steve Walsh (football)	
Mike Ward (track and field)	
Marshall Wayne (diving)	
Reggie Wayne (football)	
Ed Weisacosky (football)	
Earl Welbaum (track and field)	
Dave Wike (coach, trainer)	
Vince Wilfork (football)	
David Wilkie (swimming)	
Darryl Williams (football)	
D.J. Williams (football)	



INDIVIDUAL RECORDS

RUSHING

ATTEMPTS

GAME

39 — Ottis Anderson at Florida, 12/2/78;
Edgerrin James vs. UCLA, 12/5/98; Willis
McGahee vs. Virginia Tech 12/8/2002

SEASON

282 — Willis McGahee, 2002 [1,753]

CAREER

691 — Ottis Anderson, 1975-78 [3,331]

YARDS

GAME

299 — Edgerrin James vs. UCLA, 12/5/98 [39]

SEASON

1,753 — Willis McGahee, 2002 [282]

CAREER

3,519 — Duke Johnson, 2012-14 [526]

YARDS PER ATTEMPT

GAME

39.3 — Jack Losch vs. Bucknell, 11/11/55 [4]

MINIMUM 4 ATTEMPTS

SEASON

10.01 — Al Shipman, 2001 [45]

MINIMUM 25 ATTEMPTS

YARDS PER GAME

SEASON

134.8 — Willis McGahee, 2002 [131,753]

MINIMUM 9 GAMES

TOUCHDOWNS

GAME

6 — Willis McGahee vs. Virginia Tech, 12/7/02

SEASON

28 — Willis McGahee, 2002

CAREER

35 — Stephen McGuire, 1989-92

CONSECUTIVE GAMES W/ TD

10 — Willis McGahee, 2002

100-YARD GAMES

SEASON

10 — Willis McGahee, 2002

CAREER

14 — Duke Johnson, 2012-2014; Clinton Portis, 1999-2001

CONSECUTIVE 100-YARD GAMES

CAREER

6 — Duke Johnson, 2014; Willis
McGahee, 2002; Edgerrin James, 1998

PASSING

ATTEMPTS

GAME

54 — Ryan Collins vs. Memphis,
11/27/93 [32]; Brock Berlin vs.
West Virginia, 10/2/03 [37]

SEASON

421 — Brad Kaaya, 2016 [261]; Stephen Morris, 2012 [245]

CAREER

1,188 — Brad Kaaya, 2014-16 [720]

COMPLETIONS

GAME

37 — Brock Berlin vs. West Virginia, 10/2/03 [54]

SEASON

262 — Bernie Kosar, 1984 [416]

CAREER

720 — Brad Kaaya, 2014-16 [1,188]

COMPLETION PERCENTAGE

SEASON

65.0 — Jacory Harris, 2011 [195-300]

MINIMUM 100 ATTEMPTS

CAREER

62.5 — Bernie Kosar, 1983-84 [463-743]

MINIMUM 250 ATTEMPTS

CONSECUTIVE COMPLETIONS

GAME

14 — Vinny Testaverde vs. Oklahoma, 1986



INDIVIDUAL RECORDS

YARDS

GAME

566 — Stephen Morris vs. NC State, 9/29/12

SEASON

3,642 — Bernie Kosar, 1984 [262-416]

CAREER

9,968 — Brad Kaaya, 2014-16 [720-1,188]

TOUCHDOWNS

GAME

5 — Bernie Kosar at Cincinnati, 10/13/84;
Steve Walsh vs. Cincinnati, 10/22/88; Ken Dorsey vs. Boston College,
11/25/00;
Brock Berlin at NC State, 10/23/04; Kyle Wright at Wake Forest, 11/12/05;
Stephen Morris vs. NC State, 9/29/12

SEASON

29 — Steve Walsh, 1988

CAREER

86 — Ken Dorsey, 1999-2002

200-YARD GAMES

SEASON

11 — Brad Kaaya, 2016; Vinny Testaverde, 1985; Steve Walsh, 1988

CAREER

30 — Brad Kaaya, 2014-16

CONSECUTIVE 200-YARD GAMES

CAREER

12 — Vinny Testaverde, 1985-86; Steve Walsh, 1987-88

300-YARD GAMES

SEASON

8 — Bernie Kosar, 1984

CAREER

11 — Brad Kaaya, 2014-16

400-YARD GAMES

SEASON

3 — Stephen Morris, 2012

CAREER

3 — Gina Torretta, 1989-92; Stephen
Morris 2010-12

CONSECUTIVE PASSES W/O INT

GAME

50 — Steve Walsh vs. Arkansas, 11/26/88; Gino Torretta at Arizona,
10/26/91

CAREER

193 — Ken Dorsey, 1999-2000

RECEIVING

RECEPTIONS

GAME

12 — Willie Smith vs. Maryland, 11/10/84 [128]; Phillip Dorsett vs.
USF, 11/17/12 [111]

SEASON

72 — Leonard Hankerson, 2010 [1,156]

CAREER

173 — Reggie Wayne, 1997-2000 [2,510]

CONSECUTIVE GAMES W/ RECEPTION

CAREER

36 — Reggie Wayne, 1997-2000

YARDS

GAME

220 — Eddie Brown vs. Boston College, 11/23/84 [10]

SEASON

1,162 — Allen Hurns, 2013 [62]

CAREER

2,546 — Santana Moss, 1997-2000 [143]

TOUCHDOWNS

GAME

3 — Lamar Thomas at Texas Tech, 10/27/90; Tony Gaiter vs. Pittsburgh,
9/28/96; Santana Moss at Rutgers, 10/3/98

SEASON

13 — Leonard Hankerson, 2010

CAREER

26 — Michael Irvin, 1985-87



INDIVIDUAL RECORDS

CONSECUTIVE GAMES W/ TD

SEASON

8 — Michael Irvin, 1988

TOTAL OFFENSE

TOTAL YARDS

GAME

568 — Stephen Morris vs. NC State, 9/29/12 [2r, 566p]

SEASON

3,415 — Stephen Morris, 2012 [70r; 3,345p]

CAREER

9,582 — Brad Kaaya, 2014-2016 [-386 rush; 9,968 pass]

ALL-PURPOSE

TOTAL YARDS

GAME

368 — Duke Johnson at Virginia, 11/10/12

SEASON

2,108 — Willis McGahee, 2002

CAREER

5,526 — Duke Johnson, 2012-2014

SCORING

TOTAL TOUCHDOWNS

GAME

6 — Willis McGahee vs. Virginia Tech, 12/7/02 [6 rush]

SEASON

28 — Willis McGahee, 2002

CAREER

35 — Stephen McGuire, 1989-92;
Edgerrin James, 1996-98

FIELD GOALS MADE

GAME

5 — Jon Peattie vs. West Virginia, 10/2/03; Michael Badgley vs. Nebraska, 9/19/15; Michael Badgley at Pitt, 11/27/15

SEASON

25 — Michael Badgley, 2015

CAREER

73 — Carlos Huerta, 1988-91

FIELD GOAL PERCENTAGE

SEASON

92.9 — Dane Prewitt, 1994 [13-14]

CONSECUTIVE FIELD GOALS MADE

CAREER

13 — Dane Prewitt, 1994

PAT KICKS MADE

GAME

11 — Matt Goudis vs. Savannah State, 9/21/13 [11 att.]

SEASON

66 — Todd Sievers [2002]

CAREER

178 — Carlos Huerta, 1988-91

DEFENSE

TOTAL TACKLES

SEASON

164 — Ed Weisacosky (E), 1965

CAREER

532 — Dan Morgan (LB), 1997-2000

INTERCEPTIONS

GAME

3 — by 12 players; most recently by Kam Kinchens at Georgia Tech, 11/12/22

SEASON

10 — Bennie Blades, 1986 [128 yards];
Sean Taylor, 2003 [184 yards]

CAREER

21 — Edward Reed, 1998-2001
[389 yards]

INTERCEPTION RETURN YARDS

SEASON

201 — Edward Reed, 2001 [9 INT]

CAREER

389 — Edward Reed, 1998-2001
[21 INT]



CAREER / SEASON LEADERS

CONSECUTIVE GAMES W/INT

CAREER

5 — Bennie Blades, 1986-87; Dexter Siegler, 1992-93

INTERCEPTION RETURNS FOR TD

GAME

2 — Ken Corbin vs. Florida, 12/9/67

CAREER

4 — Edward Reed, 1998-2001

FUMBLE RECOVERIES

GAME

4 — Jim Burt at Vanderbilt, 11/15/80

SEASON

5 — LeeRoy Lewis, 1965;
Ted Hendricks, 1968;
Mike Barnes, 1972

CAREER

12 — Ted Hendricks, 1966-68

PUNTING

PUNTING AVERAGE

GAME

55.3 — Harry Ghaul vs. Miami (Ohio), 11/8/46 [6]

SEASON

47.1 — Pat O'Donnell, 2013 [53]



CAREER / SEASON LEADERS

RUSHING

ATTEMPTS

CAREER LEADERS

PLAYER	SEASONS	YDS	AVG	ATT
1. Ottis Anderson	1975-78	3,331	4.82	691
2. James Jackson	1996-2000	2,953	5.46	541
3. Duke Johnson	2012-14	3,519	6.69	526
4. Javarri James	2006-09	2,162	4.29	505
5. Edgerrin James	1996-98	2,960	6.24	474
6. Graig Cooper	2007-10	2,383	5.12	465
7. Danyell Ferguson	1992,1994-96	2,214	4.88	454
8. Stephen McGuire	1989-92	1,953	4.34	450
9. Clinton Portis	1999-2001	2,523	5.73	440
10. Tyrone Moss	2003-06	1,942	4.71	412

SEASON LEADERS

PLAYER	SEASON	YDS	AVG	ATT
1. Willis McGahee	2002	1,753	6.22	282
2. Duke Johnson	2014	1,652	6.82	242
Edgerrin James	1998	1,416	5.85	242
4. Lamar Miller	2011	1,272	5.60	227
5. Ottis Anderson	1978	1,266	5.65	224
6. Clinton Portis	2001	1,200	5.45	220
7. Ottis Anderson	1976	918	4.31	213
8. Danyell Ferguson	1995	1,069	5.04	212
9. Mark Walton	2016	1,117	5.30	209
10. Joe Yearby	2015	1,002	4.88	205

YARDS

CAREER LEADERS

PLAYER	SEASONS	ATT	AVG	YDS
1. Duke Johnson	2012-14	526	6.69	3,519
2. Ottis Anderson	1975-78	691	4.82	3,331
3. Edgerrin James	1996-98	474	6.24	2,960
4. James Jackson	1996-2000	541	5.46	2,953
5. Clinton Portis	1999-2001	440	5.73	2,523
6. Graig Cooper	2007-10	465	5.12	2,383
7. Danyell Ferguson	1992,1994-96	454	4.88	2,214
8. Javarri James	2006-09	505	4.29	2,162
9. Joe Yearby	2014-16	379	5.59	2,119
10. Willis McGahee	2001-02	351	5.89	2,067
11. Mark Walton	2015-17	394	5.06	1,995
12. Frank Gore	2001-04	348	5.68	1,975
13. Stephen McGuire	1989-92	450	4.34	1,953
14. Tyrone Moss	2003-06	412	4.71	1,942
15. Lamar Miller	2010-11	335	5.73	1,918
16. Alonzo Highsmith	1989-92	387	4.95	1,914
17. Leonard Conley	1987-90	400	4.73	1,892

PLAYER

SEASONS

ATT

AVG

YDS

18. Eddie Dunn	1936-38	334	5.32	1,778
19. Warren Williams	1984-87	333	5.21	1,734
20. Don Bosseler	1953-56	385	4.26	1,642
21. Chuck Foreman	1970-72	345	4.73	1,631
22. Frank Smith	1948-51	309	5.10	1,576
23. Tom Sullivan	1969-71	387	3.98	1,541
24. Damien Berry	2009-10	283	5.35	1,515
25. Joe Yearby	2014-2016	277	5.45	1,511

SEASON LEADERS

PLAYER

SEASON

ATT

AVG

YDS

1. Willis McGahee	2002	282	6.22	1,753
2. Duke Johnson	2014	242	6.82	1,652
3. Edgerrin James	1998	242	5.85	1,416
4. Lamar Miller	2011	227	5.60	1,272
5. Ottis Anderson	1978	224	5.65	1,266
6. Clinton Portis	2001	220	5.45	1,200
7. Mark Walton	2016	209	5.30	1,117
8. Edgerrin James	1997	184	5.97	1,098
9. Danyell Ferguson	1995	212	5.04	1,069
10. James Jackson	2000	201	5.01	1,006

YEARLY LEADERS (RUSH YARDS)

YEAR	PLAYER	ATT	YDS	AVG
1947	Harry Ghaul	53	310	5.9
1948	Frank Smith	71	250	3.5
1949	Bob Campbell	98	482	5.0
1950	Jim Dooley	98	532	7.0
1951	Harry Mallios	138	494	4.2
1952	Pud Constantino	81	400	4.9
1953	Gordon Malloy	90	342	3.8
1954	Gordon Malloy	87	492	5.7
1955	Don Bosseler	104	435	4.2
1956	Don Bosseler	161	723	4.5
1957	John Varone	79	460	5.8
1958	Frank Bouffard	77	289	3.8
1959	Frank Bouffard	105	387	3.7
1960	Eddie Johns	123	521	4.2
1961	James Vollenweider	112	538	4.8
1962	Nick Ryder	155	702	4.5
1963	Pete Banaszak	97	461	4.8
1964	Russell Smith	84	370	4.1
1965	Pete Banaszak	111	473	4.7
1966	Doug McGee	100	377	3.8
1967	John Acuff	112	572	5.1
1968	Vincent Opalsky	152	446	2.9
1969	Vincent Opalsky	109	453	4.2
1970	Tom Sullivan	156	461	2.7
1971	Chuck Foreman	191	951	4.9



CAREER / SEASON LEADERS

YEAR	PLAYER	ATT	YDS	AVG
1972	Chuck Foreman	107	484	4.5
1973	Woody Thompson	189	802	4.3
1974	Woody Thompson	78	343	4.4
1975	Ottis Anderson	67	365	5.5
1976	Ottis Anderson	213	918	4.3
1977	Ottis Anderson	187	782	4.1
1978	Ottis Anderson	224	1,266	5.7
1979	Chris Hobbs	105	406	3.9
1980	Lorenzo Roan	152	669	4.4
1981	Lorenzo Roan	111	388	3.3
1982	Keith Griffin	131	473	3.6
1983	Albert Bentley	144	722	5.0
1984	Alonzo Highsmith	146	906	6.2
1985	Warren Williams	89	522	5.9
1986	Alonzo Highsmith	105	442	4.2
1987	Warren Williams	135	673	5.0
1988	Cleveland Gary	117	480	4.1
1989	Leonard Conley	134	529	3.9
1990	Stephen McGuire	150	621	4.1
1991	Stephen McGuire	123	608	4.9
1992	Donnell Bennett	97	421	4.3
1993	James Stewart	112	639	5.7
1994	James Stewart	147	724	4.9
1995	Danyell Ferguson	212	1,069	5.0
1996	Dyral McMillan	111	565	5.1
1997	Edgerrin James	184	1,098	6.0
1998	Edgerrin James	242	1,416	5.9
1999	Clinton Portis	143	839	5.9
2000	James Jackson	201	1,006	5.0
2001	Clinton Portis	220	1,200	5.5
2002	Willis McGahee	282	1,753	6.2
2003	Jarrett Payton	182	985	5.4
2004	Frank Gore	197	945	4.8
2005	Tyrone Moss	137	701	5.1
2006	Javarrius James	175	802	4.7
2007	Graig Cooper	125	682	5.5
2008	Graig Cooper	171	841	4.9
2009	Graig Cooper	134	695	5.2
2010	Damien Berry	190	899	4.7
2011	Lamar Miller	227	1,272	5.6
2012	Duke Johnson	139	947	6.8
2013	Duke Johnson	145	920	6.3
2014	Duke Johnson	242	1,652	6.8
2015	Joe Yearby	205	1,002	4.9
2016	Mark Walton	209	1,117	5.3
2017	Travis Homer	163	966	5.9
2018	Travis Homer	164	985	6.0
2019	DeeJay Dallas	115	693	6.0

2020	Cam'Ron Harris	126	643	5.1
2021	Jaylan Knighton	145	561	3.9
2022	Henry Parrish, Jr.	130	616	4.7

YARDS PER ATTEMPT

SEASON LEADERS (MINIMUM 25 ATTEMPTS)

	PLAYER	SEASON	ATT	YDS	AVG
1.	Al Shipman	1994	45	454	10.09
2.	Frank Gore	2001	62	565	9.10
3.	Jack Losch	1955	47	426	9.06
4.	James Jackson	1997	81	596	7.35
5.	John Varone	1955	46	324	7.04
	Najeh Davenport	1998	55	388	7.04
7.	Larry Jones	1993	57	401	7.02
8.	Harry Ghaul	1948	25	175	7.00
	Jim Dooley	1950	98	686	7.00
10.	Duke Johnson	2012	139	947	6.81

YARDS PER GAME

SEASON LEADERS (MINIMUM 9 GAMES)

	PLAYER	SEASON	G	YDS	AVG
1.	Willis McGahee	2002	13	1,753	134.8
2.	Edgerrin James	1998	11	1,416	128.7
3.	Duke Johnson	2014	13	1,652	127.1
4.	Ottis Anderson	1978	11	1,266	115.1
5.	Edgerrin James	1997	10	1,098	109.8
6.	Clinton Portis	2001	11	1,200	109.1
7.	Lamar Miller	2011	12	1,272	106.0
8.	Danyell Ferguson	1995	11	1,069	97.2
9.	James Jackson	2000	11	1,006	91.5
10.	Chuck Foreman	1971	11	951	86.5

TOUCHDOWNS

CAREER LEADERS

	PLAYER	SEASONS	TD
1.	Stephen McGuire	1989-92	35
2.	Edgerrin James	1996-98	32
3.	Willis McGahee	2001-02	31
4.	James Jackson	1997-2000	29
5.	Duke Johnson	2012-14	26
	Melvin Bratton	1984-87	26
	Tyrone Moss	2003-06	26
	Mark Walton	2015-17	26
9.	Eddie Dunn	1936-38	25
10.	Clinton Portis	1999-2001	21



CAREER / SEASON LEADERS

SEASON LEADERS

	PLAYER	SEASON	TD
1.	Willis McGahee	2002	28
2.	Edgerrin James	1998	17
3.	Mark Walton	2016	14
	Eddie Dunn	1938	14
5.	Harry Ghaul	1945	13
	Edgerrin James	1997	13
7.	James Stewart	1994	12
	Danyell Ferguson	1995	12
	Tyrone Moss	2005	12
10.	Stephen McGuire	1990	11
	James Jackson	1999	11
	James Jackson	2000	11

100-YARD GAMES

CAREER LEADERS

	PLAYER	SEASONS	G
1.	Duke Johnson	2012-2014	14
	Clinton Portis	1999-2001	14
	Edgerrin James	1996-98	14
4.	Ottis Anderson	1975-78	13
5.	James Jackson	1997-2000	11
6.	Willis McGahee	2001-02	10
7.	Lamar Miller	2010-11	9
8.	Frank Gore	2001-04	8
	Mark Walton	2015-17	8
10.	Tyrone Moss	2003-06	7

SEASON LEADERS

	PLAYER	SEASON	G
1.	Willis McGahee	2002	10
2.	Ottis Anderson	1978	8
	Clinton Portis	2001	8
4.	Duke Johnson	2014	7
	Edgerrin James	1998	7
	Lamar Miller	2011	7
7.	Mark Walton	2016	6
8.	Alonzo Highsmith	1984	5
	Edgerrin James	1997	5
	Clinton Portis	1999	5

PASSING

PASSING YARDS

CAREER LEADERS

	PLAYER	SEASONS	ATT	COMP	PCT	YDS
1.	Brad Kaaya	2014-16	1,188	720	60.6	9,968
2.	Ken Dorsey	1999-2002	1,153	668	57.9	9,565
3.	Jacory Harris	2008-11	1,170	703	60.1	8,826
4.	Stephen Morris	2010-13	955	551	57.7	7,896
5.	Gino Torretta	1989-92	991	555	56.0	7,690
6.	Vinny Testaverde	1982,1984-86	674	413	61.3	6,058
7.	Craig Erickson	1987-90	752	420	55.9	6,056
8.	Ryan Clement	1994-97	747	443	59.3	6,004
9.	Bernie Kosar	1983-84	743	463	62.3	5,971
10.	Kyle Wright	2004-07	807	478	59.2	5,805

PASSING YARDS

SEASON LEADERS

	PLAYER	SEASON	ATT	COMP	PCT	YDS
1.	Bernie Kosar	1984	416	262	63.0	3,642
2.	Ken Dorsey	2002	393	222	56.5	3,369
3.	Craig Erickson	1990	393	225	57.3	3,363
4.	Jacory Harris	2009	406	242	59.6	3,352
5.	Stephen Morris	2012	421	245	58.2	3,345
6.	Brad Kaaya	2016	421	261	62.0	3,532
7.	Brad Kaaya	2015	389	238	61.2	3,238
	Vinny Testaverde	1985	352	216	61.4	3,238
9.	Brad Kaaya	2014	378	221	58.5	3,198
10.	Malik Rosier	2017	415	224	54.0	3,120

YEARLY LEADERS (PASSING YARDS)

YEAR	PLAYER	ATT	COMP	INT	YARDS
1947	Hal Johnston	38	19	6	239
1948	Jack DelBello	101	45	9	455
1949	Jack Hackett	76	28	8	302
1950	Jack Hackett	107	52	2	612
1951	Jack Hackett	71	34	3	544
1952	Don James	144	82	9	913
1953	Don James	75	39	6	450
1954	Carl Garrigus	47	27	2	305
1955	Sam Scarnecchia	49	31	3	485
1956	Sam Scarnecchia	59	27	5	357
1957	Fran Curci	85	41	6	476
1958	Bonnie Yarbrough	80	32	4	509
1959	Fran Curci	195	100	14	1,068
1960	Eddie Johns	91	54	5	657
1961	George Mira	172	81	6	1,000
1962	George Mira	306	146	18	1,893



CAREER / SEASON LEADERS

YEAR	PLAYER	ATT	COMP	INT	YARDS
1963	George Mira	334	172	14	2,155
1964	Bob Biletnikoff	159	85	7	920
1965	Bill Miller	141	72	10	856
1966	Bill Miller	155	84	11	1,114
1967	David Olivo	140	62	13	729
1968	David Olivo	248	137	15	1,727
1969	Kelly Cochrane	243	121	15	1,673
1970	Kelly Cochrane	287	127	21	1,328
1971	John Hornbrook	179	73	10	1,006
1972	Ed Carney	209	94	15	1,399
1973	Ed Carney	94	41	3	658
1974	Kary. Baker	146	61	13	805
1975	E.J. Baker	130	66	10	999
1976	E.J. Baker	131	64	10	907
1977	E.J. Baker	84	35	6	515
1978	Kenny McMillian	108	53	7	611
1979	Mike Rodrigue	201	94	16	1,197
1980	Jim Kelly	206	109	7	1,519
1981	Jim Kelly	285	168	14	2,403
1982	Mark Richt	149	71	9	838
1983	Bernie Kosar	327	201	13	2,329
1984	Bernie Kosar	416	262	16	3,642
1985	Vinny Testaverde	352	216	15	3,238
1986	Vinny Testaverde	276	175	9	2,557
1987	Steve Walsh	298	176	7	2,249
1988	Steve Walsh	390	233	12	3,115
1989	Craig Erickson	273	147	13	2,007
1990	Craig Erickson	393	225	7	3,363
1991	Gino Torretta	371	205	8	3,095
1992	Gino Torretta	402	228	7	3,060
1993	Ryan Collins	203	117	13	1,605
1994	Frank Costa	313	168	15	2,443
1995	Ryan Clement	201	119	10	1,638
1996	Ryan Clement	272	164	8	2,257
1997	Ryan Clement	267	157	11	2,089
1998	Scott Covington	270	159	8	2,301
1999	Kenny Kelly	259	141	14	1,913
2000	Ken Dorsey	322	188	5	2,737
2001	Ken Dorsey	318	184	9	2,652
2002	Ken Dorsey	393	222	12	3,369
2003	Brock Berlin	352	211	17	2,419
2004	Brock Berlin	348	195	6	2,680
2005	Kyle Wright	307	180	10	2,403
2006	Kyle Wright	250	152	7	1,655
2007	Kyle Wright	241	141	14	1,747
2008	Robert Marve	213	116	13	1,293
2009	Jacory Harris	406	242	17	3,352

YEAR	PLAYER	ATT	COMP	INT	YARDS
2010	Jacory Harris	270	148	15	1,793
2011	Jacory Harris	300	195	9	2,486
2012	Stephen Morris	421	245	7	3,345
2013	Stephen Morris	344	198	12	3,028
2014	Brad Kaaya	378	221	12	3,198
2015	Brad Kaaya	389	238	5	3,238
2016	Brad Kaaya	421	261	7	3,532
2017	Malik Rosier	415	224	14	3,120
2018	N'Kosi Perry	191	97	6	1,091
2019	Jarren Williams	169	276	7	2,187
2020	D'Eriq King	211	329	5	2,686
2021	Tyler Van Dyke	202	324	6	2,931
2022	Tyler Van Dyke	160	253	5	1,835

ATTEMPTS

CAREER LEADERS

PLAYER	SEASONS	COMP	YDS	ATT
1. Brad Kaaya	2014-16	720	9,968	1,188
2. Jacory Harris	2008-11	703	8,826	1,170
3. Ken Dorsey	1999-2002	668	9,565	1,153
4. Gino Torretta	1989-92	555	7,690	991
5. Stephen Morris	2010-13	551	7,896	955
6. Kyle Wright	2004-07	478	5,805	807
7. Craig Erickson	1987-90	420	6,056	752
8. Ryan Clement	1994-97	443	6,004	747
9. George Mira	1961-63	368	5,048	745
10. Bernie Kosar	1983-84	463	5,971	743

SEASON LEADERS

PLAYER	SEASON	COMP	YDS	ATT
1. Brad Kaaya	2016	261	3,532	421
Stephen Morris	2012	245	3,345	421
3. Bernie Kosar	1984	262	3,642	416
4. Malik Rosier	2017	224	3,120	415
5. Jacory Harris	2009	242	3,252	406
6. Gino Torretta	1992	228	3,060	402
7. Craig Erickson	1990	225	3,363	393
Ken Dorsey	2002	222	3,369	393
9. Steve Walsh	1988	233	3,115	390
10. Brad Kaaya	2015	238	3,238	389

COMPLETIONS

CAREER LEADERS

PLAYER	SEASONS	ATT	YDS	COMP
1. Brad Kaaya	2014-16	1,188	9,968	720
2. Jacory Harris	2008-11	1,170	8,826	703



CAREER / SEASON LEADERS

PLAYER	SEASONS	ATT	YDS	COMP
3. Ken Dorsey	1999-2002	1,153	9,565	668
4. Gino Torretta	1989-92	991	7,690	555
5. Stephen Morris	2010-13	955	7,896	551
6. Kyle Wright	2004-07	807	5,805	478
7. Bernie Kosar	1983-84	743	5,971	463
8. Ryan Clement	1994-97	747	6,004	443
9. Craig Erickson	1987-90	752	6,056	420
10. Vinny Testaverde	1982,1984-86	674	6,058	413

SEASON LEADERS

PLAYER	SEASON	ATT	YDS	COMP
1. Bernie Kosar	1984	416	3,642	262
2. Brad Kaaya	2016	421	3,532	261
3. Stephen Morris	2012	421	3,345	245
4. Jacory Harris	2009	406	3,352	242
5. Brad Kaaya	2015	389	3,238	238
6. Steve Walsh	1988	390	3,115	233
7. Gino Torretta	1992	402	3,060	228
8. Craig Erickson	1990	393	3,363	225
9. Malik Rosier	2017	415	3,120	224
10. Ken Dorsey	2002	393	3,369	222

COMPLETION PERCENTAGE

CAREER LEADERS

MINIMUM 300 ATTEMPTS

PLAYER	SEASONS	COMP	ATT	PCT
1. Bernie Kosar	1983-84	463	743	62.3
2. Vinny Testaverde	1982, 84-86	413	674	61.3
3. Brad Kaaya	2014-16	720	1,188	60.6
4. Jacory Harris	2008-11	703	1,170	60.1
5. Steve Walsh	1986-88	410	690	59.4
6. Ryan Clement	1994-97	443	747	59.3
7. Kyle Wright	2004-07	478	807	59.2
8. Brock Berlin	2003-04	406	700	58.0
9. Ken Dorsey	1999-2002	668	1,153	57.9
10. Stephen Morris	2010-13	551	955	57.7

SEASON LEADERS

MINIMUM 100 ATTEMPTS

PLAYER	SEASON	COMP	ATT	PCT
1. Jacory Harris	2011	195	300	65.0
2. D'Eriq King	2020	211	329	64.1
3. Vinny Testaverde	1986	175	276	63.4
4. Bernie Kosar	1984	262	416	63.0
5. Tyler Van Dyke	2021	202	324	62.3
6. Brad Kaaya	2016	261	421	62.0
7. Ken Dorsey	1999	74	120	61.7
8. Bernie Kosar	1983	201	327	61.5

9. Vinny Testaverde	1985	216	352	61.4
10. Brad Kaaya	2015	238	389	61.2

TOUCHDOWNS

PLAYER	SEASONS	TD
1. Ken Dorsey	1999-2002	86
2. Jacory Harris	2008-11	70
3. Brad Kaaya	2014-16	69
4. Stephen Morris	2010-13	49
5. Vinny Testaverde	1982, 84-86	48
Steve Walsh	1986-88	48
7. Gino Torretta	1989-92	47
8. Craig Erickson	1987-90	46
9. Ryan Clement	1994-97	43
10. Bernie Kosar	1983-84	40

SEASON LEADERS

PLAYER	SEASON	TD
1. Steve Walsh	1988	29
2. Ken Dorsey	2002	28
3. Brad Kaaya	2016	27
4. Vinny Testaverde	1986	26
Brad Kaaya	2014	26
Malik Rosier	2017	26
7. Bernie Kosar	1984	25
Ken Dorsey	2000	25
Tyler Van Dyke	2021	25
10. Jacory Harris	2009	24

RECEIVING

RECEPTIONS

CAREER LEADERS

PLAYER	SEASONS	YDS	AVG	REC
1. Reggie Wayne	1997-2000	2,510	14.51	173
2. Stacy Coley	2013-16	2,218	13.60	168
3. Lamar Thomas	1989-92	2,271	15.77	144
4. Michael Irvin	1985-87	2,423	16.94	143
Santana Moss	1997-2000	2,546	17.80	143
6. Leonard Hankerson	2007-10	2,160	16.12	134
7. Travis Benjamin	2008-11	2,146	16.38	131
8. Michael Harley	2017-20	1,615	12.9	125
9. Phillip Dorsett	2011-14	2,132	17.61	121
Allen Hurns	2010-13	1,891	15.63	121



CAREER / SEASON LEADERS

SEASON LEADERS

PLAYER	SEASON	YDS	AVG	REC	YEAR	PLAYER, POS	REC	YDS	AVG
1. Charleston Rambo	2021	1,172	14.8	79	1950	Tom Jelly, E	24	399	16.6
2. Leonard Hankerson	2010	1,156	16.06	72	1951	Ed Lutes, E	16	409	25.6
3. Willie Smith	1984	852	12.91	66	1952	Frank McDonald, TE	32	418	13.1
4. Stacy Coley	2016	754	12.00	63	1953	Frank McDonald, TE	20	235	11.8
5. Allen Hurns	2013	1,162	18.74	62	1954	Frank McDonald, TE	15	181	12.1
6. Wesley Carroll	1990	952	15.61	61	1955	Jack Losch, B	7	206	29.4
7. Kellen Winslow	2003	605	10.08	60	1956	John Varone, B	10	107	10.7
8. Eddie Brown	1984	1,114	18.88	59	1957	John Varone, B	11	108	9.8
9. Phillip Dorsett	2012	842	14.52	58	1958	Doug Hildebrandt, E	12	177	14.6
10. Cleveland Gary	1988	655	11.49	57	1959	Bill Miller, E	33	395	12.0
Kellen Winslow	2002	726	12.74	57	1960	Bill Miller, E	26	413	15.9
Michael Harley	2020	799	14.0	57	1961	Bill Miller, E	44	648	14.7
Michael Harley	2021	543	9.5	57	1962	Nick Spinelli, FL	33	506	15.3
					1963	Nick Spinelli, FL	41	501	12.2
					1964	Tom Coughlin, SE	22	294	13.4
					1965	Jerry Daanen, WB	29	367	12.7
					1966	James Cox, SE	41	627	15.3
					1967	James Cox, SE	39	552	14.2
					1968	David Kalina, SE	43	628	14.6
					1969	David Kalina, SE	45	532	11.8
					1970	Joe Schmidt, SE	37	549	14.8
					1971	Witt Beckman, SE	21	288	13.7
					1972	Chuck Foreman, RB	37	557	15.1
					1973	Steve Marcantonio, SE	35	568	16.2
					1974	Steve Marcantonio, SE	22	337	15.3
					1975	Phil August, SE	25	419	16.7
					1976	Larry Cain, WB	18	444	24.7
					1977	Steve Alvers, TE	14	249	17.8
					1978	James Joiner, WR	15	235	15.7
					1979	Larry Brodsky, SE	30	495	16.5
					1980	Larry Brodsky, SE	33	570	17.3
					1981	Larry Brodsky, SE	37	631	17.3
					1982	Rocky Belk, FL	35	646	18.4
					1983	Glenn Dennison, TE	54	594	11.0
					1984	Eddie Brown, SE	59	1,114	18.9
					1985	Michael Irvin, SE	46	840	18.3
					1986	Michael Irvin, SE	53	868	16.4
					1987	Michael Irvin, SE	44	715	16.3
					1988	Andre Brown, SE	47	746	15.9
					1989	Dale Dawkins, FL	54	833	15.4
					1990	Wesley Carroll, SE	61	952	15.6
					1991	Lamar Thomas, SE	39	623	16.0
					1992	Horace Copeland, SE	47	769	16.4
					1993	Chris T. Jones, FL	51	798	15.6
					1994	Chris T. Jones, FL	39	664	17.0
					1995	Jammi German, SE	41	730	17.8
					1996	Yatil Green, FL	44	746	17.0

RECEIVING YARDS

CAREER LEADERS

PLAYER	SEASONS	REC	AVG	YDS
1. Santana Moss	1997-2000	143	17.80	2,546
2. Reggie Wayne	1997-2000	173	14.51	2,510
3. Michael Irvin	1985-87	143	16.94	2,423
4. Lamar Thomas	1989-92	144	15.77	2,271
5. Stacy Coley	2013-16	168	13.60	2,218
6. Leonard Hankerson	2007-10	134	16.12	2,160
7. Travis Benjamin	2008-11	131	16.38	2,146
8. Phillip Dorsett	2011-14	121	17.61	2,132
9. Allen Hurns	2010-13	121	15.63	1,891
10. Andre Johnson	2000-02	92	19.90	1,831

SEASON LEADERS

PLAYER	SEASON	REC	AVG	YDS
1. Charleston Rambo	2021	79	14.8	1,172
2. Allen Hurns	2013	62	18.74	1,162
3. Leonard Hankerson	2010	72	16.10	1,156
4. Eddie Brown	1984	59	18.88	1,114
5. Andre Johnson	2002	52	21.00	1,092
6. Wesley Carroll	1990	61	15.61	952
7. Ahmmon Richards	2016	49	19.06	934
8. Santana Moss	1999	54	16.60	899
9. Phillip Dorsett	2014	36	24.19	871
10. Michael Irvin	1986	53	16.38	868

YEARLY LEADERS (RECEIVING YARDS)

YEAR	PLAYER, POS	REC	YDS	AVG
1947	Andy Novak, E	8	146	18.3
1948	Al Hudson, B	5	190	38.0
1949	Ralph Fieler, E	14	151	10.8



CAREER / SEASON LEADERS

YEAR	PLAYER, POS	REC	YDS	AVG
1997	Reggie Wayne, SE	48	640	13.3
1998	Reggie Wayne, SE	42	629	15.0
1999	Santana Moss, FL	54	899	16.6
2000	Santana Moss, FL	45	748	16.6
2001	Jeremy Shockey, TE	40	519	13.0
2002	Kellen Winslow II, TE	57	726	12.7
2003	Kellen Winslow II, TE	60	605	10.1
2004	Roscoe Parrish, WR	43	693	16.1
2005	Sinorice Moss, WR	37	614	16.6
2006	Greg Olsen, TE	40	489	12.2
2007	Darnell Jenkins, WR	31	619	20.0
2008	Aldarius Johnson, WR	31	332	10.7
2009	Leonard Hankerson, WR	45	801	17.8
2010	Leonard Hankerson, WR	72	1,156	16.1
2011	Tommy Streeter, WR	46	811	17.6
2012	Phillip Dorsett, WR	58	842	14.5
2013	Allen Hurns, WR	62	1,162	18.7
2014	Clive Walford, TE	44	676	15.3
2015	Rashawn Scott, WR	52	695	13.4
2016	Stacy Coley, WR	63	754	12.0
2017	Braxton Berrios, WR	55	679	12.3
2018	Jeff Thomas, WR	35	563	16.1
2019	K.J. Osborn, WR	50	547	10.9
2020	Michael Harley, WR	57	799	14.0
2021	Charleston Rambo, WR	79	1,172	14.8
2022	Will Mallory, TE	42	538	12.8

TOUCHDOWNS

CAREER LEADERS

PLAYER	SEASONS	TD
1. Michael Irvin	1985-87	26
2. Lamar Thomas	1989-92	23
3. Leonard Hankerson	2007-10	22
4. Stacy Coley	2013-16	20
Reggie Wayne	1997-2000	20
Andre Johnson	2000-02	20
7. Santana Moss	1997-2000	19
8. Phillip Dorsett	2011-14	17
9. Brian Blades	1984-87	15
10. Clive Walford	2011-14	14
Eddie Brown	1983-84	14
Allen Hurns	2010-13	14
Braxton Berrios	2014-17	14

SEASON LEADERS

PLAYER	SEASON	TD
1. Leonard Hankerson	2010	13
2. Michael Irvin	1986	11
3. Phillip Dorsett	2014	10
Lamar Thomas	1992	10
Reggie Wayne	2000	10
Andre Johnson	2001	10
7. Stacy Coley	2016	9
Eddie Brown	1984	9
Michael Irvin	1985	9
Andre Johnson	2002	9
Braxton Berrios	2017	9

TOTAL OFFENSE

TOTAL YARDS

CAREER LEADERS

PLAYER	SEASONS	RUSH	PASS	TOTAL
1. Brad Kaaya	2014-16	-386	9,968	9,582
2. Ken Dorsey	1999-2002	-79	9,565	9,486
3. Jacory Harris	2008-11	-3	8,826	8,823
4. Stephen Morris	2010-13	54	7,896	7,950
5. Gino Torretta	1989-92	32	7,690	7,722
6. Craig Erickson	1987-90	-35	6,056	6,021
7. Vinny Testaverde	1982, 1984-86	-320	6,058	5,738
8. Kyle Wright	2004-07	-99	5,805	5,706
9. Ryan Clement	1994-97	-345	6,004	5,659
10. Bernie Kosar	1983-84	-386	5,971	5,585

SEASON LEADERS

PLAYER	SEASON	RUSH	PASS	TOTAL
1. Malik Rosier	2017	468	3,120	3,588
1. Stephen Morris	2012	70	3,345	3,415
2. Bernie Kosar	1984	-230	3,642	3,412
3. Brad Kaaya	2016	-136	3,532	3,396
4. Craig Erickson	1990	-26	3,363	3,389
5. Ken Dorsey	2002	-39	3,369	3,330
6. Gino Torretta	1991	60	3,095	3,155
7. Jacory Harris	2009	-219	3,352	3,133
8. Brad Kaaya	2015	-119	3,238	3,119
9. Steve Walsh	1988	-33	3,115	3,082
10. Brad Kaaya	2014	-131	3,198	3,067



CAREER / SEASON LEADERS

ALL-PURPOSE

TOTAL YARDS

CAREER LEADERS

PLAYER	SEASONS	RUSH	REC	RET	TOTAL
1. Duke Johnson	2012-14	3,519	719	1,288	5,526
2. Santana Moss	1997-2000	277	2,546	1,196	4,394
3. Ottis Anderson	1975-78	3,331	539	395	4,265
4. Travis Benjamin	2008-11	126	2,148	1,602	3,876
5. Graig Cooper	2007-10	2,383	402	1,079	3,864
6. Stacy Coley	2013-16	109	2,218	1,467	3,794
7. Edgerrin James	1996-98	960	595	35	3,590
8. Eddie Dunn	1936-38	1,778	32	1,666	3,476
9. Chuck Foreman	1970-72	1,631	732	992	3,355
10. James Jackson	1996-2000	2,953	278	0	3,231

SEASON LEADERS

PLAYER	SEASON	RUSH	REC	RET	TOTAL
1. Willis McGahee	2002	1,753	355	0	2,108
2. Duke Johnson	2014	1,652	421	0	2,073
3. Duke Johnson	2012	947	221	892	2,060
4. Ottis Anderson	1978	1,266	47	395	1,708
5. Edgerrin James	1998	1,416	255	0	1,671
6. Santana Moss	2000	201	748	655	1,604
7. Chuck Foreman	1972	484	557	514	1,555
8. Lamar Miller	2011	1,272	85	162	1,519
9. Santana Moss	1999	2	899	601	1,502
10. Chuck Foreman	1971	951	72	444	1,467

SCORING

POINTS SCORED

CAREER LEADERS

PLAYER	SEASONS	PTS.
1. Michael Badgley	2014-17	403
2. Carlos Huerta	1988-91	397
3. Jon Peattie	2003-06	337
4. Todd Sievers	1998, 2000-02	310
5. Greg Cox	1984-87	302
6. Andy Crosland	1996-99	292
7. Dane Prewitt	1992-95	272
8. Matt Bosher	2008-10	248
9. Danny Miller	1978-81	244
10. Edgerrin James	1996-98	212

SEASON LEADERS

PLAYER	SEASONS	PTS
1. Willis McGahee	2002	168
2. Todd Sievers	2001	119
3. Michael Badgley	2016	116
4. Michael Badgley	2015	115
5. Edgerrin James	1998	114
6. Carlos Huerta	1988	107
7. Todd Sievers	2002	105
8. Jon Peattie	2003	103
9. Carlos Huerta	1989	101
Carlos Huerta	1990	101

POINTS SCORED, KICKING

CAREER LEADERS

PLAYER	SEASONS	PTS
1. Michael Badgley	2014-17	403
2. Carlos Huerta	1988-91	397
3. Jon Peattie	2003-06	337
4. Todd Sievers	1998, 2000-02	310
5. Greg Cox	1984-87	302
6. Andy Crosland	1996-99	292
7. Dane Prewitt	1992-95	272
8. Matt Bosher	2008-10	248
9. Danny Miller	1978-81	244
10. Chris Dennis	1974-77	156

SEASON LEADERS

PLAYER	SEASON	PTS
1. Todd Sievers	2001	119
2. Michael Badgley	2016	116
3. Michael Badgley	2015	115
4. Carlos Huerta	1988	107
5. Todd Sievers	2002	105
6. Jon Peattie	2003	103
7. Carlos Huerta	1989	101
Carlos Huerta	1990	101
9. Jake Wiclaw	2012	99
10. Jose Borregales	2020	97

TOUCHDOWNS

CAREER LEADERS

PLAYER	SEASONS	TD
1. Stephen McGuire	1989-92	35
Edgerrin James	1996-98	35
3. Duke Johnson	2012-14	32
Melvin Bratton	1984-87	32
James Jackson	1996-2000	32



CAREER / SEASON LEADERS

PLAYER	SEASONS	TD
6. Willis McGahee	2001-02	31
7. Santana Moss	1997-2000	29
8. Mark Walton	2015-17	28
9. Michael Irvin	1985-87	26
Tyrone Moss	2003-06	26

SEASON LEADERS

PLAYER	SEASON	TD
1. Willis McGahee	2002	28
2. Edgerrin James	1998	19
3. Mark Walton	2016	15
4. Eddie Dunn	1938	14
Edgerrin James	1997	14
6. Duke Johnson	2014	13
Harry Ghaul	1945	13
Danyell Ferguson	1995	13
James Jackson	2000	13
Leonard Hankerson	2010	13
Duke Johnson	2012	13
Dallas Crawford	2013	13

FIELD GOALS MADE

CAREER LEADERS

PLAYER	SEASONS	FGM
1. Michael Badgley	2014-17	77
2. Carlos Huerta	1988-91	73
3. Jon Peattie	2003-06	64
4. Danny Miller	1978-81	56
5. Greg Cox	1984-87	47
6. Todd Sievers	1998, 2000-02	45
Matt Bosher	2008-10	45
8. Andy Crosland	1996-99	44
9. Dane Prewitt	1992-95	41
10. Chris Dennis	1974-77	31

SEASON LEADERS

PLAYER	SEASON	FGM
1. Michael Badgley	2015	25
2. Jon Peattie	2003	22
3. Michael Badgley	2016	21
Carlos Huerta	1988	21
Todd Sievers	2001	21
6. Jose Borregales	2020	20
7. Jake Wieclaw	2012	19
8. Danny Miller	1981	18
Carlos Huerta	1989	18
Matt Bosher	2008	18

CONSECUTIVE FIELD GOALS MADE

PLAYER	SEASON(S)	FGM
1. Dane Prewitt	1994	13
2. Carlos Huerta	1989-90	11
Jake Wieclaw	2012	11
4. Michael Badgley	2016	10
Jon Peattie	2003	10
6. Carlos Huerta	1988	9
7. Michael Badgley	2015	8
8. Greg Cox	1987	7
Carlos Huerta	1989	7
Jake Wieclaw	2011	7
Matt Goudis	2013	7

FIELD GOALS ATTEMPTED

SEASON LEADERS

PLAYER	SEASON	FGA
1. Michael Badgley	2015	30
2. Jon Peattie	2003	28
3. Danny Miller	1981	27
Carlos Huerta	1988	27
5. Michael Badgley	2016	26
6. Jake Wieclaw	2012	25
7. Jon Peattie	2004	24
8. Greg Cox	1987	22
Carlos Huerta	1989	22
Todd Sievers	2002	22
Jose Borregales	2020	22

PAT KICKS MADE

CAREER LEADERS

PLAYER	SEASONS	PAT
1. Carlos Huerta	1988-91	178
2. Todd Sievers	1998, 2000-02	175
3. Andy Crosland	1996-99	163
4. Greg Cox	1984-87	161
5. Dane Prewitt	1992-95	149
6. Jon Peattie	2003-06	145
7. Michael Badgley	2014-17	127
Matt Bosher	2008-10	127
9. Jake Wieclaw	2011-12	81
10. Danny Miller	1978-81	76



CAREER / SEASON LEADERS

SEASON LEADERS

PLAYER	SEASON	PAT
1. Todd Sievers	2002	66
2. Matt Goudis	2013	57
3. Todd Sievers	2001	56
4. Michael Badgley	2016	53
5. Todd Sievers	2000	52
6. Andy Crosland	1998	51
7. Matt Boshier	2009	50
Carlos Huerta	1990	50
9. Carlos Huerta	1989	47
10. Greg Cox	1985	46
Andy Crosland	1999	46

CONSECUTIVE PAT KICKS MADE

CAREER LEADERS

PLAYER	SEASONS	PAT
1. Carlos Huerta	1988-91	157
2. Matt Boshier	2008-10	113
3. Jon Peattie	2003-05	99
4. Jake Wieclaw	2011-12	81
5. Greg Cox	1984-85	78
6. Michael Badgley	2014-16	72
7. Matt Goudis	2013-14	57
8. Jeff Davis	1982-83	54
9. Dane Prewitt	1992-93	51
10. Greg Cox	1986-87	44

SEASON LEADERS

PLAYER	SEASON	PAT
1. Matt Goudis	2013	57
2. Michael Badgley	2016	53
3. Matt Boshier	2009	50
Carlos Huerta	1990	50
5. Carlos Huerta	1989	47
6. Jon Peattie	2004	45
7. Carlos Huerta	1988	44
8. Greg Cox	1987	43
9. Jake Wieclaw	2012	42
10. Michael Badgley	2015	40
Greg Cox	1984	40
Matt Boshier	2008	40

DEFENSE

TOTAL TACKLES

CAREER LEADERS

PLAYER, POS	SEASONS	TT
1. Dan Morgan, LB	1997-2000	532
2. George Mira Jr., MLB	1984-87	490
3. Scott Nicolas, LB	1978-80	456
4. Micheal Barrow, MLB	1989-92	423
5. Darrin Smith, LB	1989-92	401
6. Ray Lewis, MLB	1993-95	388
7. Jonathan Vilma, MLB	2000-03	377
8. Rod Carter, LB	1985-88	361
9. Shaq Quarterman, LB	2016-19	356
10. Denzel Perryman, MLB	2011-14	351

SEASON LEADERS

PLAYER, POS	SEASON	TT
1. Ray Lewis, LB	1995	160
2. Ray Lewis, LB	1994	152
3. Dan Morgan, LB	1998	150
Nate Webster, LB	1999	150
5. George Mira Jr., MLB	1987	147
6. Ken Sisk, LB	1983	139
7. Dan Morgan, LB	2000	138
8. Greg Threat, S	2004	136
9. Jay Brophy, LB	1982	135
George Mira, Jr., MLB	1985	135

YEARLY LEADERS (TOTAL TACKLES)

YEAR	PLAYER, POS	UT	AT	TT
1981	Scott Nicolas, LB	81	43	124
1982	Jay Brophy, LB	89	46	135
1983	Ken Sisk, LB	67	72	139
1984	Bruce Fleming, LB	77	34	111
1985	George Mira Jr., LB	76	59	135
1986	George Mira Jr., LB	61	61	122
1987	George Mira Jr., LB	79	68	147
1988	Maurice Crum, LB	61	49	110
1989	Maurice Crum, LB	51	47	98
1990	Maurice Crum, LB	69	59	128
1991	Darrin Smith, LB	68	58	126
1992	Micheal Barrow, LB	80	51	131
1993	Rohan Marley, LB	50	45	95
1994	Ray Lewis, LB	92	60	152
1995	Ray Lewis, LB	95	65	160
1996	Twan Russell, LB	63	62	125
1997	Dan Morgan, LB	68	37	105



CAREER / SEASON LEADERS

1998	Dan Morgan, LB	78	72	150
1999	Nate Webster, LB	92	58	150
2000	Dan Morgan, LB	92	46	138
2001	Jonathan Vilma, LB	49	24	73
2002	Jonathan Vilma, LB	75	58	133
2003	Jonathan Vilma, LB	81	46	127
2004	Greg Threat, S	53	83	136
2005	Brandon Meriweather, S	76	38	114
2006	Jon Beason, LB	60	32	92
2007	Tarvares Gooden, LB	85	34	119
2008	Glenn Cook, LB	44	32	76
2009	Darryl Sharpton, LB	65	41	106
2010	Colin McCarthy, LB	51	68	119
2011	Sean Spence, LB	54	52	106
2012	Shayon Green, DE	38	29	67
2013	Denzel Perryman, LB	69	39	108
2014	Denzel Perryman, LB	79	31	110
2015	Jermaine Grace, LB	44	35	79
2016	Jamal Carter, DB	53	32	85
2017	Jaquan Johnson, DB	54	42	96
2018	Jaquan Johnson, DB	44	48	92
2019	Shaq Quarterman, LB	51	56	107
2020	Shaq Quarterman, LB	50	24	74
2021	Corey Flagg, Jr., LB	35	25	60
2022	Kam Kinchens, DB	34	25	59

SACKS

CAREER LEADERS

PLAYER	SEASONS	SACKS
1. Daniel Stubbs	1984-87	39.5
2. Greg Mark	1986-89	34.5
3. Kenny Holmes	1993-96	30.0
4. Joe Jackson	2016-18	24.0
Jamaal Green	1999-2002	24.0
6. Kevin Patrick	1990-93	23.0
Kenard Lang	1994-96	23.0
8. Bob Nelson	1978-81	22.0
Bill Hawkins	1985-88	22.0
Rusty Medearis	1990-92, 1994	22.0
11. Jerome Brown	1983-86	21.0

SEASON LEADERS

PLAYER	SEASON	SACKS
1. Daniel Stubbs	1986	17.0
2. Greg Mark	1989	15.5
Gregory Rousseau	2019	15.5
4. Don Latimer	1977	15.0
5. Daniel Stubbs	1985	12.0
Kenard Lang	1996	12.0
Derrick Ham	1998	12.0
8. Kenny Holmes	1996	11.0
Kareem Brown	2006	11.0
10. Russell Maryland	1990	10.5
Warren Sapp	1994	10.5
Calais Campbell	2006	10.5

INTERCEPTIONS

CAREER LEADERS

PLAYER	SEASONS	YDS	INT
1. Ed Reed	1998-2001	389	21
2. Bennie Blades	1984-87	305	19
3. Jim Dooley	1949-51	149	17
4. Fred Marion	1978-81	174	16
5. Sean Taylor	2001-03	306	14
6. Whitey Rouviere	1952-55	55	13
Gene Coleman	1977-79	103	13
8. Bryan Ferguson	1975-77	142	11
Roland Smith	1987-90	138	11
10. Whitey Campbell	1946-49	64	10
Ronnie Lippett	1980-8	179	10

SEASON LEADERS (INTERCEPTIONS)

PLAYER	SEASON	INT
1. Bennie Blades	1986	10
Sean Taylor	2003	10
3. Gene Coleman	1979	9
Ed Reed	2001	9
5. Ed Reed	2000	8
6. Whitey Rouviere	1954	7
Racey Timmons	1960	7
Bryan Ferguson	1977	7
Fred Marion	1980	7
10. Arnold Tucker	1943	6
Jim Dooley	1951	6
John Bookman	1956	6
Jimmy Dye	1967	6
Fred Marion	1981	6
Artie Burns	2015	6
Kam Kinchens	2022	6



CAREER / SEASON LEADERS

YEARLY LEADERS

YEAR	PLAYER, POS	INT
1949	Jack del Bello, DB	3
1950	Jack del Bello, DB	5
	Jim Dooley, DB	5
1951	Jim Dooley, DB	10
1952	Three Players	3
1953	Whitey Rouviere, DB	3
	Bill Smith, DB	3
1954	Whitey Rouviere, DB	7
1955	Jack Losch, DB	4
1956	John Bookman, DB	6
1957	Joe Plevel, DB	4
1958	Larry DiGiammarino, DB	4
1959	Fran Curci, DB	3
1960	Ray Timmons, DB	7
1961	Bill Miller, DB	3
1962	Nicholas Ryder, DB	3
	James O'Mahoney, LB	3
1963	John Sisk, DB	2
1964	Art Zachary, DB	3
1965	Andy Sixkiller, DB	3
1966	Tom Beier, DB	4
1967	Jimmy Dye, DB	6
1968	Gregory Perez, DB	3
	Dean Stone, DB	3
1969	Gregory Perez, DB	5
1970	Wayne Lawrence, LB	2
	Kurt Schottenheimer, DB	2
1971	Burgess Owens, CB	5
1972	Paul Horschel, DB	3
	Gary Streicher, DB	3
1973	Ernie Jones, S	5
1974	Mike Archer, CB	3
	Ernie Jones, S	3
1975	Joe Bettencourt, S	2
1976	Bryan Ferguson, CB	4
1977	Bryan Ferguson, CB	7
1978	Three players	3
1979	Gene Coleman, FS	9
1980	Fred Marion, FS	7
1981	Fred Marion, FS	6
1982	Three players	3
1983	Jay Brophy, LB	3
	Ken Calhoun, SS	3
1984	Darrell Fullington, CB	5
1985	Bennie Blades, FS	4
	Don Ellis, CB	4
1986	Bennie Blades, FS	10

1987	Bennie Blades, FS	5
1988	Bobby Harden, SS	4
1989	Roland Smith, CB	6
1990	Darryl Williams, CB	3
1991	Ryan McNeil, CB	5
1992	Dexter Seigler, CB	4
	Paul White, CB	4
1993	Dexter Seigler, CB	4
1994	Carlos Jones, CB	5
1995	Four players	2
1996	Duane Starks, CB	3
1997	Duane Starks, CB	3
1998	Leonard Myers, CB	2
	Ed Reed, FS	2
1999	Mike Rumph, CB	4
	Nate Webster, LB	4
2000	Ed Reed, FS	8
2001	Ed Reed, FS	9
2002	Sean Taylor, FS	4
2003	Sean Taylor, FS	10
2004	Devin Hester, CB	4
2005	Three Players	3
2006	Kenny Phillips, S	4
2007	Randy Phillips, S	3
2008	Four players	1
2009	Three players	2
2010	Three players	3
2011	JoJo Nicolas, DB	2
2012	Brandon McGee, DB	2
	Jimmy Gaines, LB	2
2013	Tracy Howard, DB	4
2014	Three players	2
2015	Artie Burns, DB	6
2016	Rayshawn Jenkins, DB	2
2017	Michael Jackson, DB	4
	Jaquan Johnson, DB	4
2018	Trajan Bandy, DB	3
	Jhavornte Dean, DB	3
	Sheldrick Redwine, DB	3
2019	DJ Ivey, DB	3
2020	Al Blades, Jr., DB	2
2021	James Williams, DB	2
2022	Kam Kinchens, DB	6

INTERCEPTION RETURN YARDS

CAREER LEADERS

	PLAYER	SEASONS	INT	YDS
1.	Ed Reed	1998-2001	21	389
2.	Sean Taylor	2001-03	14	306



CAREER / SEASON LEADERS

3.	Bennie Blades	1984-87	19	305
4.	Maurice Sikes	2000-03	6	222
5.	Dexter Siegler	1990-93	8	208
6.	Greg Perez	1968-69	8	182
7.	Ronnie Lippett	1980-82	10	179
8.	John Bookman	1953-56	9	178
9.	Fred Marion	1978-81	16	174
10.	Randy Phillips	2005-09	5	170

SEASON LEADERS

	PLAYER	SEASON	INT	YDS
1.	Ed Reed	2001	9	206
2.	Sean Taylor	2003	10	184
3.	Maurice Sikes	2002	3	150
4.	Gary Streicher	1972	3	148
5.	Dexter Seigler	1992	4	146
6.	John Bookman	1956	6	137
7.	Arnold Tucker	1943	6	132
8.	Bennie Blades	1986	10	128
9.	Ken Corbin	1967	2	125
10.	Sean Taylor	2002	4	122

INTERCEPTIONS RETURNED FOR TD

CAREER LEADERS

	PLAYER	SEASONS	TD
1.	Ed Reed	1998-2001	4
2.	Sean Taylor	2001-03	3
3.	Ken Corbin	1965-67	2
	Bennie Blades	1985-87	2
	Dexter Seigler	1990-93	2
	Carlos Jones	1993-96	2
	Leonard Myers	1998-2001	2
	Phillip Buchanon	1999-2001	2
	Maurice Sikes	2000-03	2

CONSECUTIVE GAMES WITH INT

CAREER LEADERS

	PLAYER	SEASONS	G
1.	Bennie Blades	1986-87	5
	Dexter Seigler	1992-93	5
	Ernie Jones	1973	5
4.	Fred Marion	1980-81	4
	Bennie Blades	1986	4
	Ed Reed	2000	4
	Ed Reed	2001	4
	Sean Taylor	2003	4
9.	Bryan Ferguson	1977	3
	Ryan McNeil	1991	3

Sean Taylor	2003	3
Artie Burns	2015	3
Jaquan Johnson	2017	3

FUMBLE RECOVERIES

CAREER LEADERS

	PLAYER	SEASONS	FR
1.	Ted Hendricks	1966-68	12
2.	Pete Mastellone	1948-50	8
	Mike Barnes	1970-72	8
4.	George Mira, Jr.	1984-87	7
5.	Walt Kichefski	1936-39	6
	Sam David	1948-50	6
	Dick Sorensen	1967-69	6
	Al Palewicz	1969-72	6
	Jonathan Vilma	2000-03	6

PUNT RETURNS

PUNT RETURNS FOR TD

CAREER LEADERS

	PLAYER	SEASONS	TD
1.	Santana Moss	1997-2000	6
2.	Devin Hester	2003-05	4
3.	Kevin Williams	1990-92	3
4.	Gordon Malloy	1952-54	2
	Andy Sixkiller	1964-65	2
	Phillip Buchanon	1999-2001	2
	Roscoe Parrish	2002-04	2
	Thearon Collier	2008-09	2

KICK RETURNS

KICK RETURN YARDS

CAREER LEADERS

	PLAYER	SEASONS	KR	YDS
1.	Duke Johnson	2012-14	41	1,288
2.	Randal Hill	1987-90	54	1,169
3.	Stacy Coley	2013-16	46	1,142
4.	Travis Benjamin	2008-11	49	1,137
5.	Tom Sullivan	1969-71	49	1,121
6.	J.C. Penny	1984-86	52	1,088
7.	Mark Rush	1979-82	49	1,066
8.	Tim Morgan	1973-76	43	1,036
9.	Devin Hester	2003-05	40	1,019
10.	Chuck Foreman	1970-72	42	882



CAREER / SEASON LEADERS

SEASON LEADERS

	PLAYER	SEASON	KR	YDS
1.	Duke Johnson	2012	27	892
2.	Jeff Thomas	2017	32	691
3.	Travis Benjamin	2011	25	592
4.	Graig Cooper	2009	52	582
5.	Stacy Coley	2013	22	570
6.	Stacy Coley	2014	24	541
7.	Tremain Mack	1996	14	528
8.	Jason Geathers	2002	24	521
9.	Devin Hester	2003	18	517
10.	Randal Hill	1987	19	497

CONSECUTIVE GAMES PLAYED

CAREER LEADERS

	PLAYER	SEASONS	GP
1.	Shaq Quarterman	2016-19	52
2.	Jon Peattie	2002-06	51
	Tyriq McCord	2012-15	51
	Dallas Crawford	2012-15	51
	Tracy Howard	2012-15	51
6.	Anthony Chickillo	2011-14	50
	William Joseph	1999-2002	50
	Matt Walters	1999-2002	50
9.	Mike James	2009-12	50

PUNTING

PUNTING AVERAGE

SEASON LEADERS

	PLAYER	SEASON	P	AVG
1.	Lou Hedley	2020	49	47.16
2.	Pat O'Donnell	2013	53	47.13
3.	Lou Hedley	2021	47	44.9
4.	Matt Boshier	2010	59	44.02
5.	Justin Vogel	2016	64	43.80
6.	Freddie Capshaw	2000	49	43.20
7.	Pat Barrett	1969	45	43.10
8.	Justin Vogel	2014	52	42.82
9.	Howard Plasman	1941	54	42.70
10.	Dalton Botts	2011	48	42.70

GAMES STARTED

CAREER LEADERS

	PLAYER	SEASONS	GS
1.	Shaq Quarterman	2016-19	52
2.	William Joseph	1999-2002	50
3.	Joaquin Gonzalez	1998-2001	49
4.	Ed Reed	1998-2001	48
5.	Anthony Chickillo	2011-14	47
	Jason Fox	2006-09	47

CONSECUTIVE GAMES STARTED

CAREER LEADERS

	PLAYER	SEASONS	GS
1.	Shaq Quarterman	2016-19	52
2.	William Joseph	1999-2002	50
3.	Joaquin Gonzalez	1998-2001	49
4.	Anthony Chickillo	2011-14	47
5.	Dan Morgan	1997-2000	45
6.	Mike Rumph	1998-2001	40

PARTICIPATION

GAMES PLAYED

CAREER LEADERS

	PLAYER	SEASONS	GP
1.	Zach McCloud	2016-21	64
2.	Brandon Meriweather	2002-06	52
	Shaq Quarterman	2016-19	52
4.	Jon Peattie	2002-06	51
	LaRon Byrd	2008-11	51
6.	Anthony Chickillo	2011-14	50
	William Joseph	1999-2002	50
	Matt Walters	1999-2002	50
	Darnell Jenkins	2003-07	50
	JoJo Nicolas	2007-11	50
	Mike James	2009-12	50
	Vaughn Telemaque	2008-12	50

RUSHING

RUSHING ATTEMPTS

	PLAYER	OPPONENT, DATE	ATT
1.	Ottis Anderson	at Florida, 12/2/78	39
	Edgerrin James	UCLA, 12/5/98	39
	Willis McGahee	Virginia Tech, 12/7/02	39
4.	Clinton Portis	at Boston College, 11/10/01	36
5.	Clinton Portis	at Virginia Tech, 12/1/01	34
6.	Lorenzo Roan	East Carolina, 11/8/80	33
	Edgerrin James	at Boston College, 10/18/97	33
	James Jackson	Penn State, 9/18/99	33
	Dallas Crawford	at North Carolina, 10/17/13	33
10.	Woody Thompson	Boston College, 10/12/73	32
	Willis McGahee	at West Virginia, 10/26/02	32



CAREER / SEASON LEADERS

RUSHING YARDS

PLAYER	OPPONENT, DATE	ATT	YDS
1. Edgerrin James	UCLA, 12/5/98	39	299
2. Edgerrin James	at Boston College, 10/18/97	33	271
3. Duke Johnson	at Virginia Tech, 10/23/14	29	249
Lorenzo Roan	East Carolina, 11/8/80	33	249
5. Willis McGahee	Virginia Tech, 12/7/02	39	205
6. Willis McGahee	at Florida, 9/7/02	24	204
Mark Walton	Toledo, 9/23/17	11	204
8. Jason Geathers	Florida A&M, 8/31/02	22	199
9. Frank Gore	at Virginia, 11/13/04	28	195
Tyrone Moss	North Carolina, 10/29/05	24	195

RUSHING AVERAGE

MINIMUM 4 ATTEMPTS

PLAYER	OPPONENT, DATE	ATT	AVG
1. Jack Losch	Bucknell, 11/11/55	4	39.3
2. Al Shipman	Georgia Southern, 9/3/94	5	26.0
3. Frank Gore	West Virginia, 10/25/01	6	20.7
4. Walter Watt	at St. Louis, 10/16/42	6	20.3
5. Mark Walton	Toledo, 9/23/17	11	18.5
6. Larry Jones	at Pittsburgh, 11/6/93	8	16.9
7. Jack Losch	Boston College, 11/4/55	8	16.3
8. Duke Johnson	Cincinnati, 10/11/14	10	16.2
Eddie Dunn	Spring Hill, 10/8/37	8	16.2
10. Eddie Dunn	Georgia Southern, 10/1/37	11	15.9

TOUCHDOWNS

PLAYER	OPPONENT, DATE	TD
1. Willis McGahee	Virginia Tech, 12/7/02	6
2. Bill L'Italien	Piedmont, 10/28/32	5
3. Mark Walton	FAU, 9/10/16	4
Melvin Bratton	Boston College, 11/23/84	4
Alonzo Highsmith	at Notre Dame, 10/6/84	4
Willis McGahee	at Temple, 9/14/02	4
Tyrone Moss	North Carolina, 10/29/05	4

LONGEST RUSH FROM SCRIMMAGE

PLAYER	OPPONENT, DATE	YDS
1. Duke Johnson	North Carolina, 11/1/14	90
Jack Losch	Bucknell, 11/11/55	90
3. Larry Jones	at Pittsburgh, 11/6/93	88
4. Mike Vacchio	Florida State, 10/5/51	87
5. Danyell Ferguson	at Boston College, 11/11/95	85
6. Harry Ghaul	Florida, 11/21/47	82
Al Shipman	Georgia Southern, 9/3/94	82
Clinton Portis	McNeese State, 8/31/00	82
Mark Walton	Toledo, 9/23/17	82
10. Joe Plevel	Villanova, 11/1/57	80
Ottis Anderson	Florida State, 9/23/78	80

Edgerrin James	Rutgers, 11/15/97	80
Mark Walton	at Appalachian State, 9/17/16	80

PASSING

COMPLETIONS

PLAYER	OPPONENT, DATE	ATT	CMP
1. D'Eriq King	Michigan State, 9/18/21	59	38
2. Brock Berlin	West Virginia, 10/2/03	54	37
3. Steve Walsh	vs. Arkansas, 11/26/88	50	33
4. Brad Kaaya	Pittsburgh, 11/5/16	47	32
Gino Torretta	San Jose State, 10/14/89	49	32
Craig Erickson	at California, 9/15/90	47	32
Ryan Collins	Memphis, 11/27/93	54	32
8. Steve Walsh	at Notre Dame, 10/15/88	50	31
Gino Torretta	at Iowa, 9/5/92	51	31
Stephen Morris	at Georgia Tech, 9/22/12	52	31

ATTEMPTS

PLAYER	OPPONENT, DATE	COMP	ATT
1. D'Eriq King	Michigan State, 9/18/21	38	59
2. Ryan Collins	Memphis, 11/27/93	32	54
Brock Berlin	West Virginia, 10/2/03	37	54
4. Craig Erickson	at BYU, 9/8/90	28	52
Stephen Morris	at Georgia Tech, 9/22/12	31	52
6. Gino Torretta	at Iowa, 9/5/92	31	51
7. Jacory Harris	at North Carolina, 11/14/09	28	50
Bernie Kosar	Maryland, 11/10/84	30	50
Steve Walsh	at Notre Dame, 10/15/88	31	50
Steve Walsh	Arkansas, 11/26/88	33	50

PASSING YARDS

PLAYER	OPPONENT, DATE	COMP	ATT	YDS
1. Stephen Morris	NC State, 9/29/12	26	49	566
2. Gino Torretta	San Diego State, 11/30/91	23	44	485
3. Gino Torretta	San Jose State, 10/14/89	32	49	468
4. Craig Erickson	at California, 9/15/90	32	47	467
5. Bernie Kosar	Boston College, 11/23/84	25	38	447
6. Stephen Morris	at Georgia Tech, 9/22/12	31	52	436
7. Gino Torretta	at Iowa, 9/5/92	31	51	433
8. Tyler Van Dyke	at Pittsburgh, 10/30/21	32	42	426
8. Steve Walsh	at Notre Dame, 10/15/88	31	50	424
Craig Erickson	San Diego State, 11/18/89	27	45	424

TOUCHDOWNS

PLAYER	OPPONENT, DATE	TD
1. Bernie Kosar	at Cincinnati, 10/13/84	5
Steve Walsh	Cincinnati, 10/22/88	5
Ken Dorsey	Boston College, 11/25/00	5



CAREER / SEASON LEADERS

Brock Berlin	at NC State, 10/23/04	5
Kyle Wright	at Wake Forest, 11/12/05	5
Stephen Morris	NC State, 9/29/12	5
7. 21 times, most recently:		4
Tyler Van Dyke	at Florida State, 11/13/21	

LONGEST PASS PLAY

PLAYERS	OPPONENT, DATE	YDS
1. Gino Torretta (Horace Copeland)	at Arkansas, 8/31/91	99
2. Kyle Wright (Darnell Jenkins)	at North Carolina, 10/6/07	97
3. Kyle Wright (Sinorice Moss)	at Temple, 10/15/05	92
4. V. Testaverde (A. Highsmith)	at East Carolina, 10/5/85	88
Gino Torretta (Wesley Carroll)	Cincinnati, 10/7/89	88
6. Stephen Morris (Herb Waters)	USF, 11/17/12	87
7. Bernie Kosar (Eddie Brown)	at Cincinnati, 10/13/84	85
Scott Covington (Tony Gaiter)	Pittsburgh, 9/28/96	85
9. Scott Covington (Reggie Wayne)	Virginia Tech, 9/19/98	84
Stephen Morris (Allen Hurns)	Virginia Tech, 11/9/13	84

RECEIVING

PLAYER	OPPONENT, DATE	YDS	REC
1. Michael Harley	at Duke, 11/27/21	96	13
2. Willie Smith	Maryland, 11/10/84	128	12
Phillip Dorsett	USF, 11/17/12	111	12
4. Jerry Daanen	LSU, 10/9/65	127	11
Willie Smith	vs. Florida, 9/1/84	152	11
Cleveland Gary	at Notre Dame, 10/15/88	130	11
Wesley Carroll	at California, 9/15/90	208	11
Wesley Carroll	Syracuse, 11/24/90	97	11
Kellen Winslow	vs. Ohio State, 1/3/03	122	11
10. Eddie Brown	Boston College, 11/23/84	220	10
Willie Smith	at Louisville, 11/3/84	124	10
Andre Brown	BYU, 12/3/88	131	10
Wesley Carroll	at Florida State, 10/28/89	119	10
Christopher Herndon	Syracuse, 10/21/17	96	10
Mike Harley	Virginia, 10/24/20	170	10

RECEIVING YARDS

PLAYER	OPPONENT, DATE	REC	YDS
1. Eddie Brown	Boston College, 11/23/84	10	220
2. Wesley Carroll	at California, 9/15/90	11	208
3. Phillip Dorsett	Arkansas State, 9/13/15	4	201
4. Andre Johnson	vs. Nebraska, 1/3/02	7	199
5. Michael Irvin	East Carolina, 11/27/86	8	194
6. Andre Johnson	Virginia Tech, 12/7/02	6	193
7. Phillip Dorsett	NC State, 9/29/12	7	191
8. Joe Schmidt	at Houston, 11/1/69	5	186
9. Phillip Dorsett	at Georgia Tech, 9/22/12	9	184
10. Andre Johnson	at Syracuse, 11/30/02	6	181

TOTAL OFFENSE

TOTAL YARDS

PLAYER	OPPONENT, DATE	RUSH	PASS	YDS
1. Stephen Morris	NC State, 9/29/12	2	566	568
2. D'Eriq King	at NC State, 11/6/2020	105	430	535
3. Gino Torretta	San Diego State, 11/30/91	-11	485	474
4. Craig Erickson	at California, 9/15/90	5	467	472
5. Gino Torretta	at Iowa, 9/5/92	18	433	451
6. Stephen Morris	at Georgia Tech, 9/22/12	10	436	446
7. Gino Torretta	San Jose State, 10/14/89	-25	468	443
8. Bernie Kosar	Boston College, 11/23/84	-11	447	436
9. Steve Walsh	at Notre Dame, 10/15/88	-4	424	420
10. Ryan Collins	Memphis, 11/27/93	25	392	417

SCORING

TOTAL TOUCHDOWNS

PLAYERS	OPPONENT, DATE	TD
1. Willis McGahee	Virginia Tech, 12/7/02	6
2. Bill L'Italien	Piedmont, 10/28/33	5
3. Mark Walton	FAU, 9/10/16	4
Melvin Bratton	Boston College, 11/23/84	4
Alonzo Highsmith	at Notre Dame, 10/6/84	4
Willis McGahee	at Temple, 9/14/02	4
Tyrone Moss	North Carolina, 10/29/05	4
Mike James	at Georgia Tech, 9/22/12	4

PAT KICKS MADE

PLAYER	OPPONENT, DATE	XPA	XPM
1. Matt Goudis	Savannah State, 9/21/13	11	11
2. Michael Badgley	FAMU, 9/3/16	10	10
3. Andy Crosland	East Tennessee State, 9/5/98	9	9
Todd Sievers	Florida A&M, 8/31/02	9	9
5. Carlos Huerta	Cincinnati, 10/7/89	8	8
Dane Prewitt	at San Diego State, 11/28/92	8	8
Dane Prewitt	Georgia Southern, 9/3/94	8	8
Dane Prewitt	Rutgers, 10/14/95	8	8
Todd Sievers	Syracuse, 11/17/01	8	8
Todd Sievers	Washington, 11/24/01	9	8
Todd Sievers	Virginia Tech, 12/7/02	8	8

FIELD GOALS MADE

PLAYERS	OPPONENT, DATE	FGM
1. Jon Peattie	West Virginia, 10/2/03	5
Michael Badgley	Nebraska, 9/19/15	5
Michael Badgley	at Pittsburgh, 11/27/15	5
3. Michael Badgley	Duke, 11/26/16	4
Danny Miller	Houston, 9/19/81	4
Danny Miller	North Texas, 11/22/80	4
Greg Cox	vs. Florida, 9/1/84	4



CAREER / SEASON LEADERS

Carlos Huerta	Syracuse, 11/24/90	4
Dane Prewitt	Washington, 9/24/94	4
Todd Sievers	at Penn State, 9/1/01	4
Todd Sievers	at Boston College, 11/10/01	4
Todd Sievers	at Virginia Tech, 12/1/01	4
Todd Sievers	at Tennessee, 11/9/02	4
Jake Wieclaw	USF, 11/17/12	4
Jose Borregales	at Louisville, 9/19/20	4

7. Dexter Seigler	Temple, 11/14/92	89
Al Hudson	vs. Holy Cross, 1/1/46	89
9. Art Knust	Marquette, 10/24/54	85
Willie Cooper	at Duke, 10/21/06	85

LONGEST FIELD GOAL

PLAYERS	OPPONENT, DATE	YDS
1. Danny Miller	at Florida State, 11/7/81	57
Michael Badgley	Georgia Tech, 11/21/15	57
Jose Borregales	at Louisville, 9/19/20	57
4. Danny Miller	Florida, 9/5/81	55
Jon Peattie	Virginia Tech, 11/4/06	55
6. Chris Dennis	Navy, 11/7/75	54
7. Danny Miller	Notre Dame, 11/28/81	53
Todd Sievers	at Florida, 9/7/02	53
9. Greg Cox	at East Carolina, 10/31/87	52
Carlos Huerta	at Michigan State, 9/30/89	52
Carlos Huerta	Syracuse, 11/24/90	52
Matt Boshier	Wake Forest, 10/25/08	52

DEFENSE

INTERCEPTIONS

PLAYERS	OPPONENT, DATE	INT
1. Joe Dixon	Catholic, 11/12/37	3
Bill Steiner	Georgia, 12/6/40	3
Al Hudson	Michigan State, 11/23/45	3
Whitey Campbell	Chattanooga, 10/25/46	3
Whitey Campbell	Rollins, 10/17/47	3
Al Hudson	Georgia, 10/22/48	3
John Bookman	Boston College, 10/5/56	3
Larry DiGiammarino	Oregon, 12/6/58	3
Gene Coleman	Florida, 12/1/79	3
Bobby Harden	BYU, 12/3/88	3
Kenny Phillips	at Duke, 10/21/06	3

LONGEST INTERCEPTION RETURN

PLAYER	OPPONENT, DATE	YDS
1. Selwyn Brown	at Boston College, 9/28/85	100
2. Paul Hefti	Fordham, 10/29/54	98
3. Maurice Sikes	at Florida, 9/7/02	97
4. Ed Injaychock	Chattanooga, 10/25/46	96
Gary Streicher	at Army, 10/28/72	96
6. Kenny Calhoun	Louisville, 10/8/83	92

PUNTING

PUNTING AVERAGE

PLAYER	OPPONENT, DATE	P	AVG
1. Harry Ghaul	Miami (Ohio), 11/8/46	6	55.3
2. Pat O'Donnell	Virginia Tech, 11/9/13	5	55.2
3. Lou Hedley	Virginia Tech, 11/14/20	7	52.4
3. Justin Vogel	Nebraska, 9/19/15	5	52.0
4. Justin Vogel	at Cincinnati, 10/1/15	5	51.6
5. Justin Vogel	North Carolina, 11/1/14	5	50.4
6. Mike Burke	Houston, 11/21/72	6	50.3
7. Brian Monroe	North Carolina, 10/7/06	7	49.3
8. Harry Ghaul	Georgia, 10/22/48	5	49.2
9. Pat O'Donnell	Virginia, 11/23/13	7	49.1
10. Pat O'Donnell	Florida, 9/7/13	8	49.0

LONGEST PUNT

PLAYERS	OPPONENT, DATE	YDS
1. Rob Rajsich	at Kansas, 9/30/78	79
2. Harry Ghaul	Florida, 11/21/47	77
Rob Rajsich	Florida State, 9/23/78	77
4. Matt Boshier	at Duke, 10/18/08	76
5. Matt Boshier	at Virginia Tech, 11/17/07	75
6. Howard Plasman	Alabama, 11/28/41	74
Brian Monroe	vs. North Carolina, 10/7/06	74
8. John Douglas	at Florida, 10/15/38	73
Justin Vogel	Clemson, 10/24/15	73
10. Al Kasulin	Furman, 10/31/42	71
Harvey Foster	Georgia, 11/3/61	71
Pat O'Donnell	Virginia, 11/23/13	71

PUNT RETURNS

RETURN YARDS

PLAYER	OPPONENT, DATE	RET	YDS
1. Kevin Williams	Penn State, 10/12/91	4	152
2. Devin Hester	Louisiana Tech, 9/18/04	2	142
3. Santana Moss	Rutgers, 11/20/99	4	127
4. Duane Starks	at Baylor, 8/30/97	4	123
5. Wesley Carroll	at Wisconsin, 9/9/89	6	122
6. Santana Moss	at Temple, 10/21/00	4	121
Roscoe Parrish	at Virginia, 11/13/04	3	121
8. Kevin Williams	Long Beach State, 10/19/91	4	120
9. Santana Moss	Boston College, 11/25/00	4	114
10. Phillip Buchanan	Temple, 11/3/01	3	109



INDIVIDUAL PERFORMANCES

LONGEST PUNT RETURN

PLAYERS	OPPONENT, DATE	YDS
1. Roscoe Parrish	at Boston College, 9/20/03	92
Devin Hester	Louisiana Tech, 9/18/04	92
3. Kevin Williams	Penn State, 10/12/91	91
4. Walter Watt	Texas A&M, 12/8/44	87
Daryl Jones	Boston College, 11/25/00	87
6. Duane Starks	at Baylor, 8/30/97	85
Santana Moss	Boston College, 11/25/00	85
8. Jack Brasington	at Louisville, 10/8/49	82
9. Hal Johnston / John Mell	LSU, 11/15/46	80
10. Jimmy Dye	Florida, 12/9/67	79
Stacy Coley	at Duke, 11/16/13	79

KICK RETURNS

RETURN YARDS

PLAYER	OPPONENT, DATE	RET	YD
1. Duke Johnson	at Virginia, 11/10/12	4	214
2. Najeh Davenport	at Syracuse, 11/28/98	7	208
3. Tremain Mack	at Temple, 11/2/96	4	205
4. Tremain Mack	at Syracuse, 11/30/96	3	146
5. Duke Johnson	at Kansas State, 9/8/12	5	141
6. Silvio Cardoso	at Wake Forest, 9/25/71	2	140
7. Tom Sullivan	Florida State, 9/26/69	5	135
Ryan Hill	vs. Virginia, 11/10/07	6	135
9. Tim Morgan	at Notre Dame, 11/20/76	4	130
Travis Benjamin	vs. Virginia, 10/27/11	4	130

LONGEST KICKOFF RETURN

PLAYER	OPPONENT, DATE	YD
1. Tim Morgan	Houston, 10/17/75	100
Ottis Anderson	Utah State, 10/21/78	100
Ottis Anderson	at Tulane, 11/4/78	100
Devin Hester	at NC State, 10/23/04	100
5. Tom Sullivan	Army, 10/29/71	99
6. Devin Hester	Florida, 9/6/03	97
7. Russell Coates	West Virginia, 11/28/42	96
8. Tremain Mack	at Syracuse, 11/30/96	95
Duke Johnson	Bethune-Cookman, 9/17/12	95
Duke Johnson	at Virginia, 11/10/12	95
Duke Johnson	Savannah State, 9/21/13	95



INDIVIDUAL PERFORMANCES

300-YARD PASSING GAMES

PLAYER	OPPONENT	DATE	C-A	YDS	TD
Bernie Kosar	Nebraska	1/2/1984	19-35	300	2
Bernie Kosar	Auburn	8/27/1984	21-38	329	2
Bernie Kosar	Florida	9/1/1984	25-33	300	1
Bernie Kosar	Rice	9/29/1984	27-35	368	3
Bernie Kosar	Cincinnati	10/13/1984	23-32	373	5
Bernie Kosar	Pitt	10/20/1984	29-42	351	1
Bernie Kosar	Louisville	11/3/1984	22-36	330	3
Bernie Kosar	Maryland	11/10/1984	30-50	363	4
Bernie Kosar	Boston College	11/23/1984	25-38	447	2
Vinny Testaverde	Rice	9/14/1985	23-35	350	2
Vinny Testaverde	East Carolina	10/5/1985	23-34	385	3
Vinny Testaverde	Florida State	11/2/1985	23-41	339	4
Vinny Testaverde	Notre Dame	11/30/1985	22-32	356	2
Vinny Testaverde	Texas Tech	9/13/1986	16-27	330	4
Vinny Testaverde	Florida State	11/15/1986	21-35	315	3
Vinny Testaverde	Tulsa	11/15/1986	21-34	308	2
Vinny Testaverde	East Carolina	11/27/1986	20-30	328	3
Steve Walsh	South Carolina	12/5/1987	22-40	310	2
Steve Walsh	Michigan	9/17/1988	24-45	335	3
Steve Walsh	Notre Dame	10/15/1988	31-50	424	4
Steve Walsh	Arkansas	11/26/1988	33-50	361	0
Craig Erickson	Missouri	9/23/1989	23-41	351	1
Gino Torretta	San Jose State	10/14/1989	32-48	468	3
Craig Erickson	San Diego State	11/18/1989	27-45	424	4
Craig Erickson	Cal	9/15/1990	32-47	467	4
Craig Erickson	Iowa	9/29/1990	17-33	380	3
Craig Erickson	Notre Dame	9/20/1990	20-36	355	0
Craig Erickson	Texas Tech	9/27/1990	22-32	307	4
Craig Erickson	Pitt	11/3/1990	25-35	355	2
Craig Erickson	Boston College	11/17/1990	13-26	320	4
Gino Torretta	Houston	9/12/1991	16-35	365	4
Gino Torretta	Tulsa	9/28/1991	20-33	327	2
Gino Torretta	Arizona	10/26/1991	26-50	350	2
Gino Torretta	San Diego State	11/30/1991	23-44	485	4
Gino Torretta	TCU	10/17/1992	20-35	350	3
Gino Torretta	West Virginia	10/31/1992	28-40	363	3
Gino Torretta	Syracuse	11/21/1992	23-43	343	0
Gino Torretta	San Diego State	11/28/1992	19-35	310	1
Ryan Collins	Memphis	11/27/1993	32-54	392	3
Ryan Clement	Boston College	10/18/1997	27-35	323	2
Scott Covington	Rutgers	10/3/1998	21-30	312	3
Scott Covington	UCLA	12/5/1998	19-28	318	3
Scott Covington	NC State	12/29/1998	17-24	320	2
Kenny Kelly	Florida State	10/9/1999	27-41	370	3
Ken Dorsey	Florida State	10/7/2000	27-42	328	2
Ken Dorsey	Penn State	9/1/2001	20-27	344	3
Ken Dorsey	Rutgers	9/8/2001	14-25	315	2
Ken Dorsey	Nebraska	1/3/2002	22-35	362	3
Ken Dorsey	Temple	1/9/2002	20-35	314	2
Ken Dorsey	Florida State	10/12/2002	20-45	362	2
Ken Dorsey	West Virginia	10/26/2002	22-36	422	2
Ken Dorsey	Syracuse	11/30/2002	16-25	345	2
Ken Dorsey	Virginia Tech	12/7/2002	12-20	300	2
Brock Berlin	Florida	9/6/2003	27-41	340	2
Brock Berlin	West Virginia	10/2/2003	37-54	352	1
Brock Berlin	Louisville	10/14/2004	25-37	308	3
Brock Berlin	North Carolina	10/30/2004	20-35	338	2
Brock Berlin	Wake Forest	11/20/2004	13-19	361	4
Kyle Wright	Wake Forest	11/6/2005	17-27	319	5
Kyle Wright	North Carolina	10/6/2007	17-33	302	2
Jacory Harris	Florida State	9/17/2009	21-34	386	2
Jacory Harris	Wake Forest	11/3/2009	22-43	330	3
Jacory Harris	North Carolina	10/31/2009	28-50	319	1
Jacory Harris	Duke	11/21/2009	25-43	348	2
Jacory Harris	Virginia	10/27/2011	21-30	311	3

PLAYER	OPPONENT	DATE	C-A	YDS	TD
Stephen Morris	at Georgia Tech	9/22/2012	31-52	436	2
Stephen Morris	NC State	9/29/2012	26-49	566	5
Stephen Morris	USF	11/7/2012	21-32	413	3
Stephen Morris	at Duke	11/24/2012	15-25	369	3
Stephen Morris	Georgia Tech	10/5/2013	17-22	324	3
Stephen Morris	at North Carolina	10/17/2013	19-35	322	0
Stephen Morris	Virginia Tech	11/9/2013	16-29	324	2
Stephen Morris	at Duke	11/16/2013	30-49	379	2
Brad Kaaya	Arkansas State	9/13/2014	16-24	342	4
Brad Kaaya	at Nebraska	9/20/2014	28-42	359	3
Brad Kaaya	Florida State	11/15/2014	16-34	316	2
Brad Kaaya	Nebraska	9/19/2015	25-42	379	2
Brad Kaaya	at Florida State	10/10/2015	29-48	405	3
Brad Kaaya	at North Carolina	11/4/2015	24-43	326	1
Brad Kaaya	Georgia Tech	11/21/2015	16-25	300	1
Brad Kaaya	at Appalach. State	9/17/2016	21-27	368	3
Brad Kaaya	at Virginia Tech	10/20/2016	23-38	323	2
Brad Kaaya	Pittsburgh	11/5/2016	32-37	356	4
Brad Kaaya	Duke	11/26/2016	22-35	396	4
Malik Rosier	Toledo	9/23/2017	27-36	333	3
Malik Rosier	Syracuse	10/21/2017	26-43	344	2
Malik Rosier	at North Carolina	10/28/2017	16-38	356	3
Jarren Williams	at North Carolina	9/17/2019	30-39	309	2
N'Kosi Perry	Virginia Tech	10/5/2019	28-47	422	4
Jarren Williams	at Florida State	11/2/2019	21-37	313	2
D'Eriq King	at Louisville	09/19/2020	18-30	325	3
D'Eriq King	Virginia	10/24/2020	21-30	322	1
D'Eriq King	at NC State	11/6/2020	31-41	430	5
Tyler Van Dyke	NC State	10/23/2021	25-33	325	4
Tyler Van Dyke	at Pittsburgh	10/30/2021	32-42	426	3
Tyler Van Dyke	Georgia Tech	11/6/2021	22-34	389	3
Tyler Van Dyke	at Florida State	11/13/2021	25-47	316	4
Tyler Van Dyke	Virginia Tech	11/20/2021	19-33	357	3
Tyler Van Dyke	at Duke	11/27/2021	34-49	381	3
Tyler Van Dyke	North Carolina	10/08/2022	42-57	496	3
Tyler Van Dyke	at Virginia Tech	10/15/2022	29-46	342	2

100-YARD RUSHING GAMES

PLAYER	OPPONENT	DATE	ATT	YDS	TD
Smooky Roan	East Carolina	11/8/1980	33	250	1
Speedy Neal	Cincinnati	11/27/1982	17	110	1
Albert Bentley	Louisville	10/8/1983	18	152	2
Alonzo Highsmith	Auburn	8/27/1984	22	146	0
Alonzo Highsmith	Michigan	9/8/1984	16	126	0
Alonzo Highsmith	Cincinnati	10/13/1984	13	107	1
Alonzo Highsmith	Pitt	10/20/1984	15	106	2
Alonzo Highsmith	Louisville	11/3/1984	18	104	1
Melvin Bratton	Boston College	11/23/1984	6	134	4
Warren Williams	Colorado State	11/23/1985	12	110	0
Melvin Bratton	South Carolina	8/30/1986	10	107	3
Alonzo Highsmith	Penn State	1/2/1987	18	119	0
Warren Williams	Arkansas	9/26/1987	11	108	2
Leonard Conley	Cincinnati	10/24/1987	8	120	2
Melvin Bratton	Cincinnati	10/24/1987	6	118	1
Warren Williams	Cincinnati	10/24/1987	20	104	1
Leonard Conley	Tulsa	11/5/1988	13	121	0
Leonard Conley	Missouri	9/23/1989	21	105	1
Steve McGuire	Iowa	9/29/1990	20	128	2
Steve McGuire	Florida State	10/6/1990	31	176	1
Leonard Conley	Florida State	10/6/1990	16	149	2
Steve McGuire	Houston	9/12/1991	19	120	0
Steve McGuire	Florida State	11/26/1991	22	142	1
Larry Jones	Nebraska	11/1/1992	30	144	1
Donnell Bennett	Colorado	9/25/1993	20	125	2
James Stewart	Georgia Southern	10/2/1993	19	107	0
James Stewart	Syracuse	10/23/1993	10	102	2



INDIVIDUAL PERFORMANCES

PLAYER	OPPONENT	DATE	ATT	YDS	TD	PLAYER	OPPONENT	DATE	ATT	YDS	TD
James Stewart	Rutgers	10/30/1993	14	115	1	Willis McGahee	Rutgers	11/2/2002	23	188	2
James Stewart	Georgia Southern	9/4/1994	17	146	3	Willis McGahee	Tennessee	11/9/2002	30	156	1
James Stewart	Syracuse	11/5/1994	20	101	2	Willis McGahee	Pitt	11/21/2002	19	164	2
Danyell Ferguson	Florida A&M	9/9/1995	24	137	1	Willis McGahee	Syracuse	11/30/2002	14	135	2
Danyell Ferguson	Baylor	11/4/1995	18	144	3	Willis McGahee	Virginia Tech	12/7/2002	39	209	6
Danyell Ferguson	Boston College	11/11/1995	26	167	1	Frank Gore	Louisiana Tech	8/28/2003	21	124	0
Danyell Ferguson	Syracuse	11/25/1995	29	168	2	Frank Gore	Florida	9/6/2003	24	132	2
Dyral McMillan	Memphis	8/31/1996	24	119	0	Frank Gore	East Carolina	9/13/2003	24	139	1
Dyral McMillan	Citadel	9/5/1996	19	157	2	Jarrett Payton	Florida State	10/11/2003	26	110	0
Danyell Ferguson	Rutgers	9/12/1996	17	102	2	Tyrone Moss	Temple	10/18/2003	15	131	1
Danyell Ferguson	Pitt	9/28/1996	18	122	1	Jarrett Payton	Temple	10/18/2003	16	115	2
Edgerrin James	Temple	11/2/1996	13	107	0	Tyrone Moss	Syracuse	11/15/2003	18	100	1
Dyral McMillan	Boston College	11/23/1996	20	147	2	Jarrett Payton	Pitt	11/29/2003	17	131	1
Edgerrin James	Boston College	11/23/1996	13	123	2	Tyrone Moss	Pitt	11/29/2003	21	115	2
Edgerrin James	Baylor	8/30/1997	14	120	3	Jarrett Payton	Florida State	11/2/2004	22	142	0
Edgerrin James	Pitt	9/18/1997	20	113	0	Tyrone Moss	Houston	9/23/2004	19	148	2
Edgerrin James	Boston College	10/18/1997	33	274	3	Frank Gore	Georgia Tech	10/2/2004	15	127	0
Edgerrin James	Temple	10/25/1997	18	190	2	Frank Gore	Clemson	11/6/2004	20	115	2
Edgerrin James	Arkansas State	11/1/1997	13	155	2	Frank Gore	Virginia	11/14/2004	28	201	1
James Jackson	Arkansas State	11/1/1997	10	116	1	Tyrone Moss	Clemson	9/17/2005	31	141	3
James Jackson	Virginia Tech	11/8/1997	9	148	2	Tyrone Moss	North Carolina	10/24/2005	24	199	4
Edgerrin James	Rutgers	11/15/1997	30	198	2	Derron Thomas	Florida A&M	9/6/2006	11	109	0
James Jackson	E. Tennessee State	9/5/1998	12	147	2	Javarri James	Houston	9/30/2006	18	148	1
Najeh Davenport	Cincinnati	10/1/1998	8	100	1	Javarri James	North Carolina	10/6/2006	16	115	1
Edgerrin James	Virginia Tech	9/19/1998	17	101	0	Javarri James	Georgia Tech	10/28/2006	19	116	0
Edgerrin James	Rutgers	10/3/1998	15	131	2	Tyrone Moss	Virginia Tech	11/4/2006	13	107	1
Edgerrin James	West Virginia	10/24/1998	31	170	2	Graig Cooper	Duke	9/27/2007	12	101	1
Edgerrin James	Boston College	10/31/1998	31	185	2	Javarri James	NC State	11/3/2007	18	115	0
Edgerrin James	Pitt	11/19/1998	23	106	2	Graig Cooper	Texas A&M	9/20/2008	16	135	2
Edgerrin James	Syracuse	11/28/1998	18	118	1	Graig Cooper	North Carolina	9/27/2008	19	120	0
Edgerrin James	UCLA	12/5/1998	39	305	3	Graig Cooper	UCF	10/11/2008	23	100	1
Edgerrin James	NC State	12/28/1998	20	160	2	Graig Cooper	Virginia	11/1/2008	24	136	0
James Jackson	NC State	12/29/1998	11	104	2	Graig Cooper	Georgia Tech	9/17/2009	17	101	0
James Jackson	Ohio State	12/27/1999	24	102	1	Javarri James	Oklahoma	10/3/2009	15	150	0
James Jackson	Florida A&M	9/4/1999	19	106	2	Damien Berry	Florida A&M	10/10/2009	14	165	1
James Jackson	Penn State	9/17/1999	33	143	2	Graig Cooper	Virginia	11/7/2009	18	152	1
Clinton Portis	East Carolina	9/25/1999	27	155	1	Damien Berry	USF	11/29/2009	12	114	0
James Jackson	Boston College	10/23/1999	22	135	1	Damien Berry	Clemson	10/2/2010	24	114	0
Clinton Portis	Virginia Tech	11/13/1999	27	149	0	Damien Berry	Florida State	10/9/2010	20	108	1
Clinton Portis	Rutgers	11/20/1999	27	133	1	Damien Berry	Duke	10/16/2010	25	115	1
Clinton Portis	Georgia Tech	1/1/2000	12	117	1	Damien Berry	North Carolina	10/23/2010	19	109	1
James Jackson	Georgia Tech	1/1/2000	21	116	1	Lamar Miller	Maryland	11/6/2010	22	127	1
Clinton Portis	McNeese State	8/31/2000	9	141	1	Lamar Miller	Virginia Tech	11/30/2010	15	164	1
James Jackson	Rutgers	9/30/2000	15	118	2	Lamar Miller	Maryland	9/5/2011	18	128	1
James Jackson	Florida State	10/7/2000	23	100	0	Lamar Miller	Ohio State	9/17/2011	26	185	0
James Jackson	Louisiana Tech	10/28/2000	26	188	2	Lamar Miller	Kansas State	9/24/2011	18	108	1
James Jackson	Virginia Tech	11/4/2000	28	158	1	Lamar Miller	Bethune-Cookman	10/1/2011	14	102	2
James Jackson	Syracuse	11/18/2000	23	108	2	Lamar Miller	Virginia Tech	10/8/2011	18	171	1
Clinton Portis	Penn State	9/1/2001	17	165	0	Lamar Miller	Georgia Tech	10/22/2011	27	104	1
Clinton Portis	Pitt	9/27/2001	24	136	3	Lamar Miller	Duke	11/5/2011	20	147	2
Clinton Portis	Florida State	10/17/2001	17	122	0	Lamar Miller	Boston College	11/25/2011	12	123	1
Frank Gore	West Virginia	10/25/2001	6	125	2	Duke Johnson	Boston College	9/1/2012	7	135	2
Clinton Portis	Temple	11/3/2001	20	118	1	Mike James	North Carolina	10/13/2012	22	100	1
Clinton Portis	Boston College	11/10/2001	36	173	0	Duke Johnson	Virginia Tech	11/1/2012	11	104	1
Frank Gore	Syracuse	11/17/2001	11	158	0	Duke Johnson	Virginia	11/10/2012	16	150	0
Clinton Portis	Syracuse	11/17/2001	18	133	1	Duke Johnson	Duke	11/24/2012	16	181	3
Clinton Portis	Washington	11/24/2001	12	105	0	Duke Johnson	FAU	8/30/2013	19	186	1
Clinton Portis	Virginia Tech	1/21/2001	34	139	1	Gus Edwards	Savannah State	9/21/2013	12	113	3
Clinton Portis	Nebraska	1/3/2002	20	112	1	Duke Johnson	Georgia Tech	10/5/2013	22	184	0
Jason Geathers	Florida A&M	8/31/2002	22	103	2	Dallas Crawford	at North Carolina	10/17/2013	33	137	2
Willis McGahee	Florida	9/7/2002	24	210	0	Duke Johnson	Wake Forest	10/26/2013	30	168	2
Willis McGahee	Temple	9/14/2002	21	137	4	Dallas Crawford	at Duke	11/16/2013	19	115	0
Willis McGahee	Boston College	9/20/2002	17	140	2	Duke Johnson	Duke	9/27/2014	25	155	1
Willis McGahee	UConn	10/5/2002	11	107	3	Duke Johnson	at Georgia Tech	10/4/2014	14	100	1
Willis McGahee	Florida State	10/12/2002	26	105	1	Duke Johnson	Cincinnati	10/11/2014	10	162	1
Willis McGahee	West Virginia	10/26/2002	32	116	3	Joe Yearby	Cincinnati	10/11/2014	8	113	0



INDIVIDUAL PERFORMANCES

PLAYER	OPPONENT	DATE	ATT	YDS	TD	PLAYER	OPPONENT	DATE	REC	YDS	TD
Duke Johnson	at Virginia Tech	10/23/2014	29	249	1	Alonzo Highsmith	East Carolina	10/5/1985	5	114	1
Gus Edwards	at Virginia Tech	10/23/2014	20	115	2	Michael Irvin	Louisville	10/28/1985	5	145	1
Duke Johnson	North Carolina	11/1/2014	19	177	2	Bennie Blades	Florida State	11/2/1985	5	123	2
Joe Yearby	North Carolina	11/1/2014	22	104	1	Willie Smith	Maryland	11/9/1985	8	140	0
Duke Johnson	Florida State	11/15/2014	27	130	1	Michael Irvin	South Carolina	8/30/1986	6	101	0
Duke Johnson	South Carolina	12/27/2014	24	132	0	Alonzo Highsmith	Texas Tech	9/13/1986	5	121	2
Joe Yearby	at FAU	9/11/2015	18	146	1	Michael Irvin	Texas Tech	9/13/1986	4	104	1
Joe Yearby	Nebraska	9/19/2015	17	125	1	Bennie Blades	Tulsa	11/15/1986	4	106	1
Joe Yearby	at Cincinnati	10/1/2015	17	113	1	Michael Irvin	E. Carolina	11/27/1986	8	194	2
Mark Walton	FAMU	9/3/2016	15	116	1	Michael Irvin	Arkansas	9/26/1987	6	104	1
Joe Yearby	FAMU	9/3/2016	7	105	2	Michael Irvin	Florida State	10/3/1987	4	132	2
Gus Edwards	FAMU	9/3/2016	7	106	1	Michael Irvin	South Carolina	12/5/1987	7	121	1
Mark Walton	FAU	9/10/2016	17	155	4	Melvin Bratton	Oklahoma	1/1/1988	9	102	1
Joe Yearby	FAU	9/10/2016	20	121	1	Cleveland Gary	Michigan	9/17/1988	9	162	2
Mark Walton	at Appal. State	9/17/2016	16	130	2	Cleveland Gary	Notre Dame	10/15/1988	11	130	1
Mark Walton	Pittsburgh	11/5/2016	14	125	1	Andre Brown	Notre Dame	10/15/1988	8	125	2
Mark Walton	at Virginia	11/12/2016	16	111	1	Andre Brown	BYU	12/3/1988	10	131	0
Mark Walton	at NC State	11/19/2016	19	120	3	Wesley Carroll	Wisconsin	9/9/1989	7	13	2
Mark Walton	Bethune-Cookman	9/2/2017	16	148	2	Dale Dawkins	Wisconsin	9/9/1989	5	114	0
Travis Homer	Bethune-Cookman	9/2/2017	11	103	0	Randal Hill	Cal	9/16/1989	7	109	1
Mark Walton	Toledo	9/23/2017	11	204	1	Rob Chudzinski	Missouri	9/23/1989	8	101	1
Travis Homer	Georgia Tech	10/14/2017	20	170	1	Wesley Carroll	Cincinnati	10/17/1989	4	124	1
Travis Homer	Notre Dame	11/11/2017	18	146	0	Dale Dawkins	San Jose State	10/14/1989	8	112	0
DeeJay Dallas	at Toledo	9/15/2018	17	110	1	Wesley Carroll	San Jose State	10/14/1989	7	119	1
Travis Homer	FIU	9/22/2018	13	114	1	Wesley Carroll	Florida State	10/28/1989	10	119	0
DeeJay Dallas	North Carolina	9/27/2018	11	114	1	Randal Hill	San Diego State	11/18/1989	6	138	0
DeeJay Dallas	Duke	11/3/2018	12	124	1	Dale Dawkins	San Diego State	11/18/1989	7	111	2
Travis Homer	Duke	11/3/2018	18	133	1	Dale Dawkins	Notre Dame	11/25/1989	7	123	2
Travis Homer	Pittsburgh	11/24/2018	8	168	1	Lamar Thomas	BYU	9/8/1990	8	120	0
DeeJay Dallas	at North Carolina	9/7/2019	14	107	0	Wesley Carroll	Cal	9/15/1990	11	208	1
DeeJay Dallas	Bethune-Cookman	9/14/2019	12	108	3	Randal Hill	Cal	9/15/1990	10	114	1
Cam Ron Harris	Georgia Tech	10/19/2019	18	136	0	Wesley Carroll	Iowa	9/29/1990	6	146	2
Cam Ron Harris	UAB	9/10/2020	17	134	2	Lamar Thomas	Kansas	10/13/1990	7	139	0
Cam Ron Harris	at Louisville	9/19/2020	9	134	1	Lamar Thomas	Notre Dame	9/20/1990	5	114	0
D'Eriq King	at NC State	11/6/2020	15	105	0	Rob Chudzinski	Texas Tech	9/27/1990	6	112	1
Cam Ron Harris	Central Conn. State	9/25/2021	10	100	2	Wesley Carroll	Boston College	11/17/1990	4	112	1
Jaylan Knighton	Georgia Tech	11/6/2021	32	162	1	Randal Hill	San Diego State	12/1/1990	6	112	1
Henry Parrish, Jr.	Bethune-Cookman	9/3/2022	14	108	3	Wesley Carroll	Texas	1/1/1991	8	135	2
Henry Parrish, Jr.	Southern Miss	9/10/2022	23	109	1	Horace Copeland	Arkansas	8/31/1991	4	131	1
Jaylan Knighton	Georgia Tech	11/12/2022	16	118	1	Lamar Thomas	Houston	9/12/1991	6	138	2
						Kevin Williams	Houston	9/12/1991	4	126	2
						Lamar Thomas	Tulsa	9/28/1991	5	106	0
						Horace Copeland	Penn State	10/12/1991	5	106	1
						Horace Copeland	San Diego State	11/30/1991	6	141	2
						Martin Patton	San Diego State	11/30/1991	2	112	1
						Kevin Williams	Nebraska	1/1/1992	8	126	1
						Horace Copeland	Arizona	9/26/1992	9	139	0
						Lamar Thomas	Florida State	10/3/1992	7	104	1
						Coleman Bell	Virginia Tech	10/24/1992	6	117	1
						Coleman Bell	West Virginia	10/31/1992	8	114	0
						Lamar Thomas	Temple	11/14/1992	4	116	0
						Horace Copeland	Syracuse	11/21/1992	5	107	0
						Horace Copeland	San Diego State	11/28/1992	8	141	0
						Lamar Thomas	San Diego State	11/28/1992	5	117	2
						Jonathan Harris	Georgia Southern	10/2/1992	5	104	1
						Chris Jones	Memphis	11/27/1993	7	152	1
						Jonathan Harris	Memphis	11/27/1993	9	133	1
						Chris Jones	Rutgers	11/1/1994	3	104	1
						Yatil Green	Virginia Tech	9/23/1995	8	171	0
						Jammi German	Temple	10/28/1995	6	169	2
						Magic Benton	Citadel	9/5/1995	6	113	2
						Magic Benton	Rutgers	9/12/1996	7	105	0
						Pitt	Georgia Tech	9/28/1996	4	135	3
						Yatil Green	Florida State	10/12/1996	8	157	2
						Yatil Green	Virginia Tech	11/16/1996	9	152	0
						Tony Gaiter	Boston College	11/23/1996	4	127	1

100-YARD RECEIVING GAMES

PLAYER	OPPONENT	DATE	REC	YDS	TD
Rocky Belk	Virginia Tech	9/18/1982	6	116	0
Mark Rush	Florida State	10/30/1982	5	124	0
Rocky Belk	Maryland	11/6/1982	5	117	0
Rocky Belk	NC State	11/20/1982	5	112	2
Eddie Brown	Florida State	11/12/1983	8	150	1
Eddie Brown	Auburn	8/27/1984	8	157	0
Willie Smith	Florida	9/1/1984	11	152	0
Stanley Shakespeare	Michigan	9/8/1984	6	111	1
Stanley Shakespeare	Florida State	9/22/1984	8	109	0
Eddie Brown	Notre Dame	10/6/1984	7	126	0
Eddie Brown	Cincinnati	10/13/1984	5	136	2
Stanley Shakespeare	Pitt	10/20/1984	6	125	1
Eddie Brown	Louisville	11/3/1984	5	113	2
Willie Smith	Louisville	11/3/1984	10	124	0
Willie Smith	Maryland	11/10/1984	12	128	2
Melvin Bratton	Maryland	11/10/1984	7	169	0
Eddie Brown	Boston College	11/23/1984	10	220	0
Eddie Brown	Rice	9/14/1985	9	127	0
Michael Irvin	Boston College	9/28/1985	7	114	1
Bennie Blades	East Carolina	10/5/1985	4	117	1



PLAYER	OPPONENT	DATE	REC	YDS	TD	PLAYER	OPPONENT	DATE	REC	YDS	TD
Yatil Green	Syracuse	11/30/1996	6	129	1	Rashawn Scott	Nebraska	9/19/2015	9	151	0
Tony Gaiter	Virginia	12/27/1996	3	101	0	Stacy Coley	at Florida State	10/1/2015	7	139	1
Reggie Wayne	Pitt	9/18/1997	9	137	0	Rashawn Scott	at Florida State	10/1/2015	6	108	1
Daniel Franks	Temple	10/25/1997	5	110	1	Stacy Coley	Virginia	11/7/2015	7	132	1
Reggie Wayne	Rutgers	11/15/1997	7	112	0	Ahmmen Richards	at Appal. State	9/17/2016	4	142	0
Reggie Wayne	Virginia Tech	9/19/1998	6	153	2	Ahmmen Richards	Pittsburgh	11/5/2016	8	144	0
Santana Moss	Rutgers	10/3/1998	6	146	3	Ahmmen Richards	at Virginia	11/12/2016	3	100	1
Andre King	UCLA	12/5/1998	8	124	0	Ahmmen Richards	at NC State	11/19/2016	9	117	0
Santana Moss	NC State	12/29/1998	5	124	1	Stacy Coley	Duke	11/26/2016	9	118	1
Santana Moss	Ohio State	8/27/1999	3	115	1	David Njoku	Duke	11/26/2016	2	134	2
Santana Moss	Florida State	10/9/1999	9	180	2	Braxton Berrios	Toledo	9/23/2017	5	105	1
Reggie Wayne	West Virginia	9/23/2000	7	127	2	Ahmmen Richards	at Duke	9/29/2017	3	106	1
Santana Moss	Florida State	10/7/2000	7	115	0	Darrell Langham	Georgia Tech	10/14/2017	5	100	0
Santana Moss	Virginia Tech	11/4/2000	4	115	2	Jeff Thomas	at North Carolina	10/28/2017	3	101	1
Andre Johnson	Rutgers	9/8/2001	2	104	1	Jeff Thomas	LSU	9/2/2018	5	132	0
Andre Johnson	Florida State	10/17/2001	5	111	2	Jeff Thomas	at Toledo	9/15/2018	5	105	1
Andre Johnson	Syracuse	11/17/2001	4	116	2	Brevin Jordan	Virginia Tech	10/5/2019	7	136	1
Andre Johnson	Nebraska	1/3/2002	7	199	2	Jeff Thomas	Virginia Tech	10/5/2019	6	124	2
Andre Johnson	West Virginia	10/26/2002	6	111	2	Mike Harley	Louisville	11/9/2019	6	116	2
Quadre Hill	West Virginia	10/26/2002	6	108	0	Brevin Jordan	at Louisville	9/19/2020	7	120	1
Andre Johnson	Tennessee	11/9/2002	5	103	0	Mike Harley	Virginia	10/24/2020	10	170	1
Andre Johnson	Syracuse	11/30/2002	6	181	1	Mike Harley	at NC State	11/6/2020	8	153	2
Andre Johnson	Virginia Tech	12/7/2002	6	193	1	Dee Wiggins	at Virginia Tech	11/14/2020	8	106	0
Kellen Winslow	Ohio State	1/3/2002	11	122	1	Mike Harley	at Duke	12/5/2020	2	105	1
Kevin Beard	Florida	9/6/2003	7	164	1	Brevin Jordan	North Carolina	12/12/2020	6	140	1
Kellen Winslow	West Virginia	10/2/2003	10	104	0	Charleston Rambo	Michigan State	9/18/2021	12	156	2
Kellen Winslow	Florida State	10/11/2003	7	106	0	Charleston Rambo	NC State	10/23/2021	9	127	2
Ryan Moore	Virginia Tech	11/1/2003	7	101	0	Charleston Rambo	at Pittsburgh	10/30/2021	7	101	0
Sinorice Moss	Florida State	9/10/2004	4	112	1	Charleston Rambo	Georgia Tech	11/6/2021	7	210	1
Roscoe Parrish	Wake Forest	11/20/2004	5	141	1	Charleston Rambo	Virginia Tech	11/20/2021	7	116	0
Sinorice Moss	Colorado	9/24/2005	5	111	1	Charleston Rambo	at Duke	11/27/2021	8	101	2
Sinorice Moss	Temple	10/15/2005	3	122	1	Xavier Restrepo	Bethune-Cookman	9/3/2022	5	100	1
Lance Leggett	Duke	10/21/2006	6	131	0	Colbie Young	Virginia Tech	10/15/2022	9	101	1
Sam Shields	Nevada	12/31/2006	4	101	1	Will Mallory	North Carolina	10/22/2022	8	115	0
Darnell Jenkins	FIU	9/15/2007	5	108	0	Colbie Young	Duke	10/22/2022	6	127	2
Sam Shields	Texas A&M	9/20/2007	6	117	0	Will Mallory	Pittsburgh	11/26/2022	9	103	1
Darnell Jenkins	North Carolina	10/6/2007	3	110	1						
Darnell Jenkins	Florida State	10/20/2007	4	106	0						
Dedrick Epps	NC State	11/29/2008	4	101	1						
Travis Benjamin	Florida State	9/7/2009	4	128	1						
Leonard Hankerson	Duke	11/21/2009	8	143	1						
Leonard Hankerson	Florida A&M	9/2/2010	6	115	2						
Leonard Hankerson	Clemson	10/2/2010	7	147	3						
Travis Benjamin	Maryland	11/6/2010	5	127	0						
Leonard Hankerson	Georgia Tech	11/13/2010	3	132	1						
Leonard Hankerson	USF	11/27/2010	9	127	0						
Tommy Streeter	Virginia	10/27/2011	7	176	2						
Phillip Dorsett	Georgia Tech	9/22/2012	9	184	1						
Davon Johnson	Georgia Tech	9/22/2012	7	107	0						
Phillip Dorsett	NC State	9/29/2012	7	191	2						
Rashawn Scott	NC State	9/29/2012	6	180	2						
Phillip Dorsett	Virginia	11/10/2012	6	103	1						
Allen Hurns	Savannah State	9/21/2013	2	100	1						
Allen Hurns	Georgia Tech	10/5/2013	4	108	1						
Allen Hurns	Virginia Tech	11/9/2013	4	142	1						
Allen Hurns	at Duke	11/16/2013	8	107	0						
Herb Waters	at Duke	11/16/2013	9	116	2						
Allen Hurns	Virginia	11/23/2013	6	126	1						
Allen Hurns	at Pittsburgh	11/29/2013	9	173	0						
Phillip Dorsett	Arkansas State	9/13/2014	4	201	2						
Phillip Dorsett	Cincinnati	10/11/2014	3	143	2						
Clive Walford	Florida State	11/15/2014	4	127	1						
Clive Walford	at Virginia	11/22/2014	7	105	0						
Phillip Dorsett	Pittsburgh	11/29/2014	5	103	1						
Rashawn Scott	BCU	9/5/2015	6	100	1						
Herb Waters	at FAU	9/11/2015	5	102	0						



TEAM RECORDS

RUSHING

MOST ATTEMPTS

1.	567	1957
2.	557	1977
3.	547	1971
4.	542	1956
5.	541	1978
6.	540	1974
7.	523	1952
8.	521	1973
9.	520	1976
10.	519	1972

FEWEST ATTEMPTS

1.	318	1963
2.	365	1949
3.	369	1964
4.	371	2012
5.	372	1991
6.	381	1992
7.	393	1969
8.	395	1953
9.	398	2011
10.	401	1988

MOST YARDS

1.	2,558	1954
2.	2,540	1957
3.	2,388	2010
4.	2,379	2002
5.	2,345	2014
6.	2,338	2003
7.	2,328	1978
8.	2,251	2001
9.	2,232	1998
10.	2,210	1955

FEWEST YARDS

1.	798	1968
2.	1,092	1979
3.	1,204	1964
4.	1,213	1970
5.	1,227	1963
6.	1,264	1965
7.	1,325	1992
8.	1,344	1969

9.	1,351	1981
10.	1,376	1953

MOST YARDS PER GAME

1.	284.2	1954
2.	254.0	1957
3.	245.5	1955
4.	211.6	1978
5.	209.7	1956
6.	204.6	2001
7.	202.9	1998
8.	194.8	2000
9.	187.0	1951
10.	185.1	1960

FEWEST YARDS PER GAME

1.	79.8	1968
2.	99.3	1979
3.	110.3	1970
4.	116.0	2005
5.	119.9	2015
6.	120.4	1964
7.	120.5	1992
8.	122.7	1963
9.	122.8	1981
10.	126.4	1965

MOST YARDS PER ATTEMPT

1.	5.48	2002
2.	5.33	2001
3.	5.30	2014
4.	5.11	1954
5.	5.05	2017
6.	4.94	2000
7.	4.89	1998
8.	4.84	2010
9.	4.78	2013
10.	4.76	1955

FEWEST YARDS PER ATTEMPT

1.	1.88	1968
2.	2.63	1970
3.	2.64	1979
4.	2.67	1977
5.	2.83	1981
6.	2.96	1965
7.	3.14	1975

8.	3.19	1958
9.	3.26	1964
10.	3.29	1976

MOST TOUCHDOWNS

1.	33	2002
2.	29	1954
	29	1998
4.	27	1990
5.	26	1997
6.	25	1994
	25	2001
	25	2013
9.	24	2016
	24	1987
	24	2000

FEWEST TOUCHDOWNS

1.	3	1977
2.	5	1963
3.	7	1958
4.	9	1961
	9	1968
	9	1988
7.	10	1970
8.	11	1965
	11	1975
10.	12	1966
	12	1981

PASSING

MOST COMPLETIONS

1.	279	1984
2.	268	2015
3.	264	2012
4.	263	2016
5.	260	1988
6.	259	1992
7.	254	1989
8.	246	2009
	246	1990
10.	245	2003

FEWEST COMPLETIONS

1.	35	1935
2.	43	1954



TEAM RECORDS

3.	48	1957
4.	52	1951
5.	54	1955
6.	55	1949
7.	59	1948
8.	61	1953
	61	1956
10.	64	1960

MOST ATTEMPTS

1.	465	1989
2.	457	1992
3.	450	1984
4.	449	2015
5.	447	2012
6.	443	2010
7.	441	1988
8.	434	1990
9.	432	2002
10.	426	2016
	426	2017

FEWEST ATTEMPTS

1.	65	1945
2.	87	1954
3.	95	1955
4.	105	1957
5.	112	1960
6.	127	1951
7.	129	1853
8.	143	1949
	143	1956
10.	146	1948

MOST YARDS

1.	3,826	1984
2.	3,695	2002
3.	3,602	2015
4.	3,573	1990
5.	3,564	2016
6.	3,545	2012
7.	3,503	1988
8.	3,501	1985
9.	3,476	1992
10.	3,452	2013

FEWEST YARDS

1.	269	1945
2.	429	1957
3.	553	1954
4.	675	1949
5.	721	1956
6.	762	1960
7.	782	1953
8.	800	1951
9.	826	1948
10.	903	1955

MOST TOUCHDOWNS

1.	35	1988
2.	32	2002
3.	30	1986
4.	27	2016
	27	1999
6.	26	2014
	26	2000
	26	2017
	26	2020
9.	25	1984
	25	2009
	25	2013

FEWEST TOUCHDOWNS

1.	3	1947
	3	1971
3.	4	1953
	4	1954
	4	1955
	4	1973
7.	5	1952
	5	1956
	5	1958
	5	1959
	5	1964
	5	1975
	5	1987

TOTAL OFFENSE

MOST TOTAL YARDS

1.	6,074	2002
2.	5,594	2014
3.	5,542	2016
4.	5,536	2013
5.	5,493	2010

6.	5,367	1984
7.	5,312	1990
8.	5,282	2012
9.	5,243	2017
10.	5,199	2009

FEWEST TOTAL YARDS

1.	1,406	1944
2.	2,158	1953
3.	2,207	1949
4.	2,216	1964
5.	2,299	1948
6.	2,543	1965
7.	2,612	1958
8.	2,613	1960
9.	2,727	1959
10.	2,799	1975

MOST YARDS PER GAME

1.	482.9	1990
2.	467.2	2002
3.	461.5	1985
4.	460.8	2000
5.	454.8	2001
6.	454.1	1989
7.	452.5	1988
8.	451.5	1998
9.	441.3	1991
10.	440.2	2012

FEWEST YARDS PER GAME

1.	156.2	1944
2.	221.6	1964
3.	229.9	1948
4.	239.8	1953
5.	245.2	1949
6.	254.3	1965
7.	254.9	1977
8.	257.4	1952
9.	261.2	1958
10.	261.3	1960

MOST PLAYS

1.	936	2010
2.	917	2003
3.	898	1989
4.	887	2002
5.	879	2009



TEAM RECORDS

6.	873	2015
7.	865	1984
8.	861	2016
9.	860	1999
10.	842	1996

FEWEST PLAYS

1.	508	1949
2.	524	1953
3.	527	1947
4.	546	1964
5.	560	1955
6.	565	1948
7.	577	1960
8.	588	1954
9.	622	1951
10.	639	1965

MOST FIRST DOWNS

1.	288	1984
	288	2010
3.	275	2009
4.	270	1989
5.	267	2002
6.	266	1990
	266	1994
8.	264	2003
9.	261	2016
10.	260	2001

FEWEST FIRST DOWNS

1.	77	1944
2.	98	1949
3.	103	1948
4.	119	1953
5.	130	1964
6.	138	1960
7.	141	1951
	141	1958
9.	144	1975
10.	150	1955
	150	1965

MOST FIRST DOWNS, RUSHING

1.	135	1938
2.	129	1957
3.	125	1954
4.	124	1978

5.	122	2010
6.	120	1994
7.	117	1974
8.	115	2003
9.	114	2014
10.	112	1955

FEWEST FIRST DOWNS, RUSHING

1.	53	1968
2.	61	1979
3.	65	1970
4.	66	1949
	66	1963
6.	70	1964
7.	75	1975
8.	76	1969
9.	79	1953
	79	1988
	79	2015

MOST FIRST DOWNS, PASSING

1.	169	2009
2.	161	1988
3.	159	1984
4.	156	1990
5.	153	1989
	153	1992
7.	152	2015
8.	151	2002
9.	149	1985
10.	148	2016
	148	2010

FEWEST FIRST DOWNS, PASSING

1.	11	1945
2.	23	1957
3.	24	1954
4.	27	1948
	27	1949
6.	29	1951
7.	35	1953
	35	1955
	35	1960
10.	37	1956

MOST FIRST DOWNS, PENALTY

1.	26	2012
2.	25	1989

3.	23	1984
4.	20	1987
	20	2005
	20	2013
7.	18	2016
	18	1979
	18	2010
	18	2015

FEWEST FIRST DOWNS, PENALTY

1.	1	1952
2.	3	1955
3.	5	1971
	5	1975
	5	1949
	5	1953
	5	1957
8.	6	1950
	6	1960
10.	7	1951
	7	1954
	7	1972

PUNTING

MOST PUNTS

1.	92	1939
2.	84	1970
3.	77	1977
4.	76	1968
	76	2017
6.	74	1971
7.	73	1951
8.	72	1948
	72	1957
	72	1978

FEWEST PUNTS

1.	30	1954
2.	33	1985
3.	36	1955
	36	1987
5.	38	1991
	38	2001
7.	39	1988
8.	40	1953
	40	1994
10.	43	1962



TEAM RECORDS

HIGHEST PUNTING AVERAGE

	43	1984
1.	44.8	2013
2.	44.1	2016
3.	44.0	2010
4.	42.8	2014
5.	42.7	2011
6.	42.5	2015
7.	42.4	2000
8.	42.3	1969
9.	40.9	2005
10.	40.8	1984

LOWEST PUNTING AVERAGE

1.	32.4	1962
2.	32.6	1953
3.	33.1	1958
4.	33.2	1954
5.	33.3	1961
6.	33.6	1950
	33.6	1957
8.	34.0	1949
9.	34.5	1951
	34.5	1994

PUNT RETURNS

MOST RETURNS

1.	52	1989
2.	50	2002
3.	47	2003
4.	45	2000
5.	44	1985
	44	2001
7.	43	1986
	43	1991
9.	42	2004
10.	41	1950
	41	1970

FEWEST RETURNS

1.	11	2011
2.	14	2017
3.	15	1966
4.	17	1955
	17	1960
	17	2012
7.	18	1958

	18	1979
9.	19	1984
10.	20	1975

MOST RETURN YARDS

1.	832	2000
2.	707	1947
3.	697	2004
4.	662	2002
5.	636	1989
6.	622	1991
7.	583	2001
8.	531	2003
9.	528	1999
10.	475	1954

FEWEST RETURN YARDS

1.	52	2020
2.	90	1966
3.	105	1975
4.	118	2012
5.	121	2011
6.	129	1978
7.	131	1974
8.	137	1984
9.	139	1983
10.	145	2014

HIGHEST RETURN AVERAGE

1.	26.2	1947
2.	19.8	2018
	19.8	1954
4.	18.5	2000
5.	16.6	2004
6.	15.7	2017
7.	15.4	1949
8.	15.1	1948
9.	14.5	1991
10.	14.1	1967

LOWEST RETURN AVERAGE

1.	3.4	1983
2.	3.5	2020
3.	4.5	2010
4.	4.9	1977

5.	5.3	1975
	5.3	1976
7.	5.6	1978
8.	5.8	1973
9.	5.9	1959
10.	6.0	1966
	6.0	1974

MOST TOUCHDOWNS

1.	7	2004
2.	5	2000
3.	3	1986
	3	1991
	3	1995
	3	2001
7.	2	1954
	2	1996
	2	1999
	2	2003
	2	2009

KICK RETURNS

MOST RETURNS

1.	60	2013
2.	57	2009
3.	53	1944
	53	2008
5.	49	2007
6.	45	2012
7.	44	1984
	44	2010
9.	43	1979
	43	2011

FEWEST RETURNS

1.	12	1956
2.	15	1961
3.	16	1955
4.	17	1950
	17	1949
6.	18	1992
7.	19	1951
8.	20	1993
9.	21	2016
	21	1981



TEAM RECORDS

MOST RETURN YARDS

1.	1,505	2013
2.	1,235	2009
	1,235	2012
4.	1,054	1970
5.	1,020	2008
6.	944	2007
7.	915	1971
	915	2011
9.	870	1979
10.	865	2010

FEWEST RETURN YARDS

1.	253	1950
2.	263	1956
3.	277	1949
4.	280	1951
5.	347	1955
6.	349	1991
7.	351	1993
8.	352	1989
9.	353	1961
10.	379	1968

HIGHEST RETURN AVERAGE

1.	27.4	2012
2.	27.2	1996
3.	25.2	2003
4.	25.1	2013
5.	24.7	1978
6.	24.1	1954
	24.1	1971
8.	23.5	1961
9.	23.2	2018
9.	22.7	2000

LOWEST RETURN AVERAGE

1.	9.3	1963
2.	10.4	1970
3.	14.2	1984
4.	14.7	1951
	14.7	1989
6.	14.9	1950
7.	15.2	1968
8.	15.9	1948
	15.9	1991
10.	16.3	1949

MOST TOUCHDOWNS

1.	2	1954
	2	1970
	2	1976
	2	1978
	2	2012
6.	1	1961
	1	1970
	1	1971
	1	1975
	1	1980
	1	1996
	1	2003
	1	2004
	1	2010
	1	2013
	1	2015

DEFENSE

MOST QB SACKS (SINCE 1981)

1.	52	1989
2.	50	1988
3.	49	1986
4.	48	1992
5.	47	2002
6.	45	1993
7.	44	1987
	44	1990
	44	1991
	44	2017

FEWEST QB SACKS (SINCE 1981)

1.	13	2012
2.	16	1984
3.	23	1997
4.	24	2009
	24	2000
	24	2011
7.	25	1995
8.	26	2015
9.	27	2014
	27	1981

MOST INTERCEPTIONS

1.	34	1950
2.	28	1954
3.	27	2001

4.	26	1967
5.	23	1948
	23	2000
7.	21	1951
	21	1952
	21	1971
	21	1979
	21	1989

FEWEST INTERCEPTIONS

1.	4	1957
	4	1976
	4	2008
4.	5	1963
5.	6	2011
6.	7	1997
	7	2020
8.	8	2016
	8	1973
10.	9	2009
	9	1998
	9	1974
	9	1970
	9	1956
	9	1947

MOST INT RETURNS FOR TDs

1.	6	2000
2.	5	2001
	5	1967
4.	4	1985
	4	1992
	4	2003
7.	3	1988
	3	1954
9.	2	11 times
last:		2017

MOST INT RETURN YARDS

1.	539	2001
2.	460	1967
3.	456	1954
4.	416	1950
5.	415	2000
6.	374	1952
7.	328	2002
8.	306	2003



TEAM RECORDS

9.	286	1988
10.	283	1986

FEWEST RETURN YARDS

1.	11	1963
2.	36	2008
3.	52	1976
4.	57	1973
5.	58	2016
6.	64	1958
7.	67	1964
8.	74	1959
	74	2011
10.	78	1970
	78	1974

SCORING

MOST POINTS SCORED

1.	527	2002
2.	475	2001
3.	469	2000
4.	446	2016
5.	440	2013
6.	420	1986
7.	404	1999
8.	402	1998
9.	401	1990
10.	399	1985

FEWEST POINTS SCORED

1.	26	1930
2.	45	1929
3.	49	1932
4.	73	1944
5.	80	1947
6.	88	1958
7.	91	1935
8.	96	1931
9.	106	1927
10.	116	1963

FUMBLES

MOST FUMBLES

1.	49	1971
2.	48	1973
	48	1972
4.	43	1950
5.	40	1978
6.	38	1974
7.	36	1970
8.	33	1948
9.	32	1957
	32	1966
	32	1985
	32	1996

FEWEST FUMBLES

1.	7	2016
2.	10	2017
3.	11	2008
	11	2012
5.	14	2009
	14	2013
7.	15	2004
8.	16	1992
	16	1963
10.	17	1955
	17	2011

MOST FUMBLES LOST

1.	26	1972
2.	24	1950
3.	22	1948
	22	1973
5.	21	1958
6.	20	1962
	20	1970
	20	1988
9.	18	1969
	18	1971
	18	1982

FEWEST FUMBLES LOST

1.	3	2016
2.	4	2009
	4	2017
4.	5	2015
	5	2008

6.	5	1997
7.	6	1995
	6	1992
9.	7	1987
	7	2004

PENALTIES

MOST PENALTIES

1.	124	2002
	124	2003
3.	121	2001
	121	2015
5.	119	1991
6.	107	1989
	107	2010
8.	104	1992
9.	98	1998
10.	97	2000

FEWEST PENALTIES

1.	27	1953
2.	39	1975
3.	40	1960
4.	42	1965
5.	43	1948
6.	46	1966
	46	1978
8.	48	1967
9.	49	1969
	49	1974

MOST PENALTY YARDS

1.	1,094	2015
2.	1,055	2002
3.	1,027	2003
4.	996	1991
5.	944	2001
6.	909	1992
	909	2010
8.	887	2000
9.	880	1989
10.	876	2016

FEWEST PENALTY YARDS

1.	236	1953
2.	380	1965
3.	385	1975
4.	405	1973



TEAM SINGLE GAME RECORDS

5.	428	1960
6.	429	1978
7.	434	1948
8.	442	1966
9.	443	1967
10.	456	1959

MIAMI

RUSHING

MOST ATTEMPTS

OPPONENT	DATE
69 East Carolina	Nov. 8, 1980
66 Florida State	Sept. 18, 1976
64 Auburn	Oct. 27, 1967

FEWEST ATTEMPTS

OPPONENT	DATE
14 Florida State	Oct. 4, 2008
16 Pittsburgh	Nov. 30, 1963
16 Boston College	Nov. 25, 2011
19 Florida State	Oct. 10, 2015
21 Pittsburgh	Oct. 23, 1965
21 Alabama	Nov. 15, 1969

MOST YARDS

OPPONENT	DATE
498 Pacific	Oct. 11, 1974
497 Spring Hill	Sept. 30, 1938
454 East Carolina	Nov. 8, 1980

FEWEST YARDS

OPPONENT	DATE
-85 Auburn	Oct. 26, 1968
-33 Florida State	Oct. 4, 1997

PASSING

MOST YARDS

OPPONENT	DATE
566 NC State	Sept. 29, 2012
485 San Diego State	Nov. 30, 1991
473 California	Sept. 15, 1990
468 San Diego State	Nov. 18, 1989
463 USF	Nov. , 2012

FEWEST YARDS

OPPONENT	DATE
-6 N.C. State	Oct. 18, 1957

MOST ATTEMPTS

OPPONENT	DATE
59 Memphis	Nov. 27, 1993
54 West Virginia	Oct. 2, 2003
53 San Diego State	Nov. 30, 1991
52 NC State	Sept. 29, 2012

MOST COMPLETIONS

OPPONENT	DATE
37 West Virginia	Oct. 2, 2003
35 Memphis	Nov. 27, 1993
33 Arkansas	Nov. 26, 1988

MOST TOUCHDOWNS

OPPONENT	DATE
6 Missouri	Oct. 1, 1988
6 Cincinnati	Oct. 22, 1988
5 Cincinnati	Oct. 13, 1984
5 NC State	Oct. 23, 2004
5 Duke	Oct. 8, 2005
5 Wake Forest	Nov. 12, 2005
5 Duke	Oct. 18, 2008
5 NC State	Sept. 29, 2012

MOST INTERCEPTIONS THROWN

OPPONENT	DATE
7 Tulsa	Dec. 1, 1944
7 Texas A&M	Dec. 8, 1944

TOTAL OFFENSE

OPPONENT	DATE	ADD'L STATS
689 UCLA	12/5/1998	371 rush, 318 pass
655 Boston College	11/23/1984	208 rush, 447 pass
651 NC State	9/29/2012	85 rush, 566 pass
646 at Duke	12/24/2012	248 rush, 398 pass
637 Savannah St.	9/21/2013	324 rush, 313 pass
621 Cincinnati	10/11/2014	335 rush, 286 pass

FEWEST TOTAL YARDS

OPPONENT	DATE	ADD'L STATS
22 Kentucky	Nov. 3, 1951	7 rush, 15 pass
87 Notre Dame	Nov. 27, 1965	-17 rush, 104 pass
111 Notre Dame	Oct. 9, 1971	60 rush, 51 pass

MOST FIRST DOWNS

OPPONENT	DATE
33 Cincinnati	Oct. 24, 1987
32 Boston College	Nov. 23, 1996
32 Kansas	Nov. 23, 1984
32 Vanderbilt	Oct. 3, 1981
32 Alabama	Dec. 7, 1963
32 Kansas	Oct. 25, 1957

MOST FIRST DOWNS, RUSHING

OPPONENT	DATE
27 Pacific	Oct. 11, 1974
24 Kansas	Oct. 25, 1957
23 Spring Hill	Sept. 30, 1938

MOST FIRST DOWNS, PASSING

OPPONENT	DATE
23 Notre Dame	Oct. 15, 1988
23 California	Sept. 15, 1990
21 Notre Dame	Nov. 30, 1985

MOST FIRST DOWNS, BY PENALTY

OPPONENT	DATE
8 Florida State	Oct. 28, 1989
5 Wake Forest	Nov. 21, 1969
5 BYU	Dec. 3, 1988
5 NC State	Sept. 29, 2012
5 North Carolina	Oct. 13, 2012

DEFENSE

MOST SACKS

OPPONENT	DATE
11 NC State	Nov. 20, 1982
11 San Diego State	Nov. 18, 1989

MOST INTERCEPTIONS

OPPONENT	DATE
7 Charleston CG	Oct. 23, 1943
7 Georgetown	Nov. 3, 1950
7 Florida	Dec. 2, 1978

MOST INT RETURN YARDS

OPPONENT	DATE
169 Fordham	Oct. 29, 1954

PUNT RETURNS

MOST YARDS

OPPONENT	DATE
199 Boston College	Nov. 25, 2000
192 Louisiana Tech	Sept. 18, 2004

KICK RETURNS

MOST YARDS

OPPONENT	DATE
273 Syracuse	Nov. 28, 1998

SCORING

MOST POINTS SCORED

OPPONENT	DATE
77 Savannah State	Sept. 21, 2013
75 Fordham	Oct. 29, 1954

MOST POINTS ALLOWED

OPPONENT	DATE
70 Texas A&M	Dec. 8, 1944

MOST POINTS SCORED IN A DEFEAT

OPPONENT	DATE
45 Boston College	Nov. 23, 1984

MOST POINTS ALLOWED IN A VICTORY

OPPONENT	DATE
45 Virginia Tech	Dec. 7, 2002

MOST POINTS SCORED, QUARTER

OPPONENT	DATE	QTR
42 FAMU	Sept. 3, 2016	3rd



TEAM / OPPONENT SINGLE GAME RECORDS

MOST POINTS ALLOWED, QUARTER

OPPONENT	DATE	QTR
28 Syracuse	Nov. 21, 1970	2nd
28 Houston	Dec. 5, 1970	2nd

MOST POINTS SCORED IN A SHUTOUT VICTORY

OPPONENT	DATE
62 Havana	Oct. 27, 1928

MOST POINTS ALLOWED IN A SHUTOUT LOSS

OPPONENT	DATE
58 Clemson	Oct. 24, 2015

LARGEST MARGIN OF VICTORY

OPPONENT	DATE
SCORE	
70 Savannah State	Sept. 21, 2013 77-7
68 Fordham	Oct. 29, 1954 75-7

LARGEST MARGIN OF DEFEAT

OPPONENT	DATE
SCORE	
58 Clemson	Oct. 24, 2015 0-58

FUMBLES

OPPONENT	DATE
9 NC State	Nov. 5, 1971

MOST FUMBLES LOST

OPPONENT	DATE
5 Holy Cross	Oct. 8, 1954
5 Boston College	Oct. 25, 1958
5 LSU	Oct. 10, 1959
5 Indiana	Oct. 23, 1964
5 Maryland	Oct. 2, 1970

PENALTIES

OPPONENT	DATE	ADD'L STATS
23 Duke	10/31/15	194 yards
18 Bos. College	11/23/91	138 yards
18 Virginia Tech	10/24/1998	160 yards

OPPONENT

RUSHING

OPPONENT	DATE
81 Oklahoma	Oct. 6, 1973
74 Pittsburgh	Oct. 23, 1965
74 Notre Dame	Dec. 1, 1973

FEWEST ATTEMPTS

OPPONENT	DATE
17 Rice	Sept. 14, 1985
18 Pittsburgh	Oct. 20, 1984
18 Louisiana Tech	Oct. 28, 2000

MOST YARDS

OPPONENT	DATE
554 North Carolina	Dec. 5, 2020
536 Auburn	Nov. 24, 1944
472 Georgia Tech	Nov. 20, 2008
448 Notre Dame	Dec. 1, 1973

FEWEST YARDS

OPPONENT	DATE
-47 Florida A&M	Sept. 13, 1980
-32 Spring Hill	Sept. 30, 1938

PASSING

OPPONENT	DATE
513 UCLA	Dec. 5, 1998
472 Boston College	Nov. 23, 1984
447 Louisville	Dec. 28, 2013
441 Boston College	Sept. 1, 2012
440 NC State	Sept. 29, 2012

FEWEST YARDS

OPPONENT	DATE
0 SE Louisiana	Oct. 11, 1935
0 Mississippi	Oct. 26, 1951
0 Auburn	Oct. 4, 1974

MOST ATTEMPTS

OPPONENT	DATE
62 Duke	Nov. 24, 2012
60 Cincinnati	Oct. 11, 2014
59 Memphis	Nov. 27, 1993
59 Houston	Sept. 12, 1991
55 BYU	Sept. 8, 1990
55 California	Sept. 15, 1990
55 Clemson	Sept. 17, 2005

MOST COMPLETIONS

OPPONENT	DATE
40 Virginia	Nov. 10, 2012
38 BYU	Sept. 8, 1990
36 Duke	Nov. 24, 2012
35 Wake Forest	Oct. 31, 2009
35 Louisville	Dec. 28, 2013
34 Duke	Nov. 26, 2016
34 Florida	Nov. 27, 1971
34 Boston College	Nov. 23, 1984

MOST TOUCHDOWNS

OPPONENT	DATE
6 Oklahoma	Sept. 8, 2007
5 Florida	Nov. 27, 1971
5 UCLA	Dec. 5, 1998
4 Syracuse	Nov. 21, 1970
4 NC State	Oct. 23, 2004
4 NC State	Sept. 29, 2012
4 Duke	Nov. 24, 2012
4 Nebraska	Sept. 19, 2015

MOST INTERCEPTIONS THROWN

OPPONENT	DATE
7 Charleston CG	Oct. 23, 1943
7 Georgetown	Nov. 3, 1950
7 Florida	Dec. 2, 1978

TOTAL OFFENSE

OPPONENT	DATE	STATS
778 UNC	12/5/2020	554 rush, 224 pass
670 UCLA	12/5/1998	157 rush, 513 pass
664 NC State	9/29/2012	224 rush, 440 pass
627 BC	11/23/1984	155 rush, 472 pass
587 Notre Dame	10/6/2012	376 rush, 211 pass
583 Duke	11/24/2012	151 rush, 432 pass
574 Notre Dame	12/11/1973	448 rush, 126 pass

FEWEST TOTAL YARDS

OPPONENT	DATE	ADD'L STATS
-2 Spring Hill	9/30/1938	-32 rush, 30 pass
14 Florida A&M	9/13/1980	-47 rush, 61 pass
51 Miami (Ohio)	11/7/1987	-19 rush, 70 pass

MOST FIRST DOWNS

OPPONENT	DATE
34 Notre Dame	Oct. 6, 2012
33 Clemson	Oct. 24, 2015
33 Wake Forest	Oct. 31, 2009
31 North Carolina	Dec. 5, 2020
30 Boston College	Nov. 23, 1984
30 Florida State	Oct. 13, 2001
30 North Carolina	Oct. 30, 2004
30 NC State	Sept. 29, 2012
30 North Carolina	Oct. 13, 2012
30 Duke	Nov. 24, 2012

MOST FIRST DOWNS, RUSHING

OPPONENT	DATE
24 Auburn	Nov. 24, 1944
22 North Carolina	Dec. 5, 2020

MOST FIRST DOWNS, PASSING

OPPONENT	DATE
23 Louisville	Dec. 28, 2013
20 Boston College	Nov. 23, 1984
20 BYU	Sept. 8, 1990
19 Georgia	Oct. 18, 1963
19 Penn State	Oct. 31, 1981
18 Boston College	Sept. 1, 2012

MOST FIRST DOWNS, BY PENALTY

OPPONENT	DATE
6 Virginia Tech	Oct. 24, 1992
6 Duke	Nov. 24, 2012
5 Virginia Tech	Sept. 18, 1982

PUNT RETURNS

OPPONENT	DATE
187 Vanderbilt	Nov. 14, 1948



OPPONENT SINGLE GAME RECORDS

KICK RETURNS

MOST YARDS

	OPPONENT	DATE
273	Syracuse	Nov. 28, 1998
222	Tampa	Oct. 10, 1942

DEFENSE

MOST SACKS

	OPPONENT	DATE
9	Florida State	Sept. 5, 2005
8	Virginia Tech	Oct. 20, 2016
7	Georgia Tech	Nov. 19, 2005
6	Virginia Tech	Sept. 23, 1995
6	Florida State	Oct. 12, 1996
6	West Virginia	Sept. 27, 1997
6	Syracuse	Nov. 20, 1997
6	USF	Nov. 19, 2011

MOST INTERCEPTIONS

	OPPONENT	DATE
7	Tulsa	Dec. 1, 1944
7	Texas A&M	Dec. 8, 1944

MOST INT RETURN YARDS

	OPPONENT	DATE
214	North Carolina	Nov. 14, 2009

FUMBLES

MOST FUMBLES

	OPPONENT	DATE
8	Houston	Dec. 5, 1970
8	Louisiana Tech	Sept. 18, 2004
7	Boston College	Nov. 4, 1955

MOST FUMBLES LOST

	OPPONENT	DATE
6	Florida State	Oct. 5, 1962
6	Tulane	Nov. 7, 1970
6	Vanderbilt	Nov. 15, 1980

PENALTIES

MOST PENALTIES

	OPPONENT	DATE	ADD'L STATS
18	Kentucky	Oct. 30, 1959	148 yards

