




2023-24 MEN'S BASKETBALL

MEDIA GUIDE

It's the heritage, storied
rivalries and breakout stars.
It's the culture, competition
and unrivaled coverage.
It's more than the game.

Come for it all.

ACCN
ESPN



COME FOR IT ALL



BYU Cal CFB Duke FSU Georgia Tech LSU Miami UNC Wake Forest

TABLE OF CONTENTS



UNIVERSITY OF MIAMI
Department of Athletics
5821 San Amaro Drive
Coral Gables, FL 33146

UNIVERSITY OF MIAMI MISSION STATEMENT

The University of Miami's mission is to educate and nurture students, to create knowledge, and to provide service to our community and beyond. Committed to excellence and proud of the diversity of our University family, we strive to develop future leaders of our nation and the world.

INTRODUCTION

University & Team Information	2
2023-24 Schedule	3
Roster	4
About the Hurricanes	5
University Administration	6
Senior Staff	7-14
Media Policies	15
Communications Contacts	16
Facilities	17

COACHES & STAFF

Head Coach Jim Larrañaga	20-31
Associate Head Coach Bill Courtney	32
Assistant Coach DJ Irving	33
Assistant Coach Kotie Kimble	34
Director of Basketball Operations Jeff Dyer	35
Basketball Staff	36-39
Support Staff	40

HURRICANES

Photo Roster	42-44
AJ Casey	45-46
Nick Cassano	47
Matthew Cleveland	48-51
Paul Djobet	52
Kyshawn George	53
Bensley Joseph	54-56
Carson Mastin	57
Michael Nwoko	58
Norchad Omier	59-65
Nijel Pack	66-72
Wooga Poplar	73-75
Jakai Robinson	76-77
Christian Watson	78-79

2022-23 SEASON IN REVIEW

Game Results	82-83
Season Statistics	84
Extended & Per 40 Season Statistics	85
Overall & ACC Statistics Comparison	86
ACC Statistics	87
Non-Conference Statistics	88
Win/Loss Statistics	89-90
Home/Away/Neutral Statistics	91-93
NCAAT/ACCT/Postseason Statistics	94-96
Team Game-by-Game Comparison	97
Team Game-by-Game	98
Opponent Game-by-Game	99
Team Game Highs/Lows	100-101
Opponent Game Highs/Lows	102-103
Player Game-by-Game Highs	104-105
Player Game Highs	106-107
Opponent Player Game Highs	108-109
Category Leaders	110-111
Player Game-by-Game Pts-Reb-Ast	113-114
Top Individual Performances & Trends	115-116

Box Scores	117-126
ACC Season in Review	127-128
ACC Awards	128
ACC Individual Leaders	130-131
ACC Team Statistics	132-134

HISTORY

Year-by-Year Coaching Records	136-137
Year-by-Year Records by Location	138
NCAA Tournament History	139
NCAA Tournament Teams	140-145
NIT History	146
NIT Teams	147-152
ACC Tournament History	153-154
BIG EAST Tournament History	155
NBA & ABA Drafts	156
Canes in the NBA	157-158
All-Americans	159
UM, Regional and National Honors	160-161
ACC and BIG EAST Honors	162-164
All-Time vs. AP Ranked Opponents	165-167
Miami vs. Ranked Opponents	168-171
Miami in the Polls	172
AP Ranked Matchups	173
Miami as a Top-25 Team	174-176
All-Time Letter Winners	177-179
UM Sports Hall of Fame Inductees	180
Team Captains	180
1984-85 Practice Team	180
Miami Basketball History	181-192

RECORDS

Team Game & Season Records	194
Team ACC Game Records	195-197
Team Records by Half	198-199
Individual Game/Half/ACC Records	200-205
Freshman Game Records	206
Individual Season Records	207-212
Freshman Season Records	213
Individual Career Records	214-218
Opponent Team Game/Half Records	219-222
Opponent Individual Game/Half Records	223-225
NCAA Tournament Records	226-228
Opponent NCAA Tournament Records	229-230
NIT Records	231-233
Opponent NIT Records	234-235
ACC Tournament Records	236-238
Opponent ACC Tournament Records	239-240
Year-by-Year Team Stats	241-243
1,000 Points Club	244-246
Annual Leaders	247-249
100-Point Games	250-251
Overtime Games	252-253
Season Openers	254-255
Records by Month	255
Watsco Center Records	256
Home Attendance Figures	257-258
Home Records by Year	259

RESULTS

Regular Season Tournaments/Events	262-265
Series Records	266-268
All-Time Series Results	269-287
Year-by-Year Results	288-314

MEDIA GUIDE CREDITS:

Editing & Compilation: Megan Barnes, Camron Ghorbi and past Miami comms. staffers
Design: Leo Ramos, Kyle Stopperan
Photography: Eric Espada, James Knable, JC Ridley, Kyle Rivas, Brad Young, NBA,
and past Miami photos



UNIVERSITY & TEAM INFORMATION

UNIVERSITY INFORMATION

Location.....	Coral Gables, Fla.
Enrollment.....	19,593
Founded.....	1925
Nickname.....	Hurricanes
Colors.....	Orange (PMS 1665), Green (PMS 3435) and White
President.....	Dr. Julio Frenk
Vice President / Director of Athletics.....	Dan Radakovich
Faculty Athletics Representative.....	Dr. Marvin Dawkins
Conference.....	Atlantic Coast Conference
Arena / Capacity.....	Watsco Center / 7,972
Ticket Office Phone.....	1-800-GO-CANES
Press Row Phone.....	305-284-2111
Website.....	MiamiHurricanes.com
Mailing Address.....	5821 San Amaro Drive, Coral Gables, FL 33146
Flagship Radio Station.....	AM 560 Sports WQAM
Radio Play-by-Play.....	Joe Zagacki

ATHLETICS ADMINISTRATION

Vice President/Director of Athletics.....	Dan Radakovich
Sr. Deputy AD.....	Brian Baptiste
Sr. Deputy AD.....	Jason Layton
Assistant Vice President/Athletics Development.....	Brian Campbell
Deputy AD/SWA.....	Rachelle Paul
Exec. Associate AD/Brand & Marketing Strategy.....	Savanna Wood
Exec. Associate AD/Business Operations.....	Matthew Smale
Executive Associate AD/Compliance.....	Dan Raben
Exec. Associate AD/Strategic Comms./Chief of Staff.....	Carter Toole
Exec. Associate AD/Student-Athlete Development.....	Shirrelle Jackson
Sr. Associate AD/Academic Services.....	David Wyman
Sr. Associate AD/Athletic Training.....	Vinny Scavo
Sr. Associate AD/Capital Projects, Events & Ops.....	Marcus Attles
Sr. Associate AD/Development.....	Chris Cohen
Sr. Associate AD/Performance, Health & Wellness.....	Luis Feigenbaum
Associate AD/Academic Services.....	Demetreus Darden
Associate AD/Alumni Programs.....	Rick Remmert
Associate AD/Communications.....	Camron Ghorbi
Associate AD/Event Management & Champs.....	Tom Ponietowicz
Associate AD/Ticket Operations.....	Holdyn Halperin
Assistant AD/Academic Services.....	Jessica Lopez
Assistant AD/Academic Services.....	Stephanie Shuey
Assistant AD/Business Operations.....	Josh Turner
Assistant AD/Communications.....	Megan Barnes
Assistant AD/Compliance.....	Sarah McFall
Assistant AD/Creative Services.....	Kyle Stopperan
Assistant AD/Facilities & Operations.....	Anthony Conrath
Assistant AD/Information Technology.....	Ray Lopez
Assistant AD/Marketing & Event Experience.....	Darren Morgan
Assistant AD/Production Services.....	Drew Thomas
Assistant AD/Sales & Service.....	Kayla Blake
Assistant AD/Student-Athlete Development.....	LaToya Farris

PROGRAM HISTORY

First Year of Basketball.....	1926-27 (no team from 1971-85)
All-Time Record.....	1,103-817 (.574) (71 seasons)
Under Coach Jim Larrañaga.....	255-149 (.631) (12 seasons)
ACC Record Under Larrañaga.....	120-101 (.543) (12 seasons)
All-Time ACC Record.....	163-170 (.449) (19 seasons)
ACC Regular Season Championships.....	2 / 2013, '23
ACC Tournament Championships.....	1 / 2013
NCAA Tournament Appearances.....	12
1960, '98, '99, 2000, '02, '08, '13, '16, '17, '18, '22, '23	
Final Four Appearances.....	1 / 2023
All-Time Record in NCAA Tournament.....	15-12
Last NCAA Postseason Finish.....	2023 Final Four
NIT Appearances.....	12
1961, '63, '64, '95, '97, '01, '05, '06, '09, '11, '12, '15	
All-Time Record in NIT.....	11-12
Last NIT Finish.....	2015 Runner-Up

2022-23 IN REVIEW

Overall Record.....	28-9
Home/Away/Neutral.....	16-1 / 7-4 / 6-3
ACC Record/Finish.....	15-5 / T-1st
Letter Winners Returning/Lost.....	7 / 5
Starters Returning/Lost.....	3 / 2
Newcomers.....	6

COMMUNICATIONS/DIGITAL

Assistant AD/Communications.....	Megan Barnes
(Men's Basketball Contact)	
Office / Cell.....	305-284-6797 / 630-651-8801
E-Mail.....	meganbarnes@miami.edu
Exec. Associate AD/Brand & Marketing Strategy.....	Savanna Wood
Exec. Associate AD/Strategic Communications.....	Carter Toole
Associate AD/Communications.....	Camron Ghorbi
Assistant Director/Communications.....	James Knable
Assistant Director/Communications.....	Macy Parmer
Assistant Director/Communications.....	Josh White
Senior Editor.....	Christy Cabrera Chirinos
Assistant AD/Creative Services.....	Kyle Stopperan
Director/Brand Marketing.....	Leo Ramos
Director/Creative Video Production.....	Joe Williams
Senior Athletics Video Producer.....	John Cobb
Senior Athletics Video Producer.....	Patrick Shea
Social Content Producer.....	Grace Schinsing

SOCIAL MEDIA ACCOUNTS

Basketball Twitter, Instagram & Facebook.....	@CanesHoops
Athletics Twitter, Instagram & Facebook.....	@MiamiHurricanes
Athletics YouTube.....	/CanesAllAccess
Jim Larrañaga.....	Twitter: @CanesCoachL
Dan Radakovich.....	Twitter: @DanRadakovich



2023-24 SCHEDULE

OCTOBER

SUN.	29	TCNJ (EXHIB.)	CORAL GABLES, FLA.	2 p.m.	ACCNX
------	----	---------------	--------------------	--------	-------

NOVEMBER

MON.	6	NJIT	CORAL GABLES, FLA.	7 p.m.	ACCNX
FRI.	10	UCF	CORAL GABLES, FLA.	7 p.m.	ACCNX
MON.	13	FIU	CORAL GABLES, FLA.	7 p.m.	ACCNX
Fri.	17	vs. Georgia [^]	Nassau, Bahamas	3:30 p.m.	CBSSN
Sun.	19	vs. Kansas State/Providence [^]	Nassau, Bahamas	12/2:30 p.m.	CBSSN
Tue.	28	at Kentucky+	Lexington, Ky.	7:30 p.m.	ESPN

DECEMBER

SAT.	2	NOTRE DAME*	CORAL GABLES, FLA.	12 p.m.	CW
WED.	6	LIU	CORAL GABLES, FLA.	7 p.m.	ACCNX
Sun.	10	vs. Colorado&	Brooklyn, N.Y.	2 p.m.	TBA
SAT.	16	LA SALLE	CORAL GABLES, FLA.	12 p.m.	CW
THU.	21	STONEHILL	CORAL GABLES, FLA.	8 p.m.	ACCN
FRI.	29	NORTH FLORIDA	CORAL GABLES, FLA.	6 p.m.	ACCN

JANUARY

WED.	3	CLEMSON*	CORAL GABLES, FLA.	8 p.m.	ESPN
Sat.	6	at Wake Forest*	Winston-Salem, N.C.	2:15 p.m.	CW
WED.	10	LOUISVILLE*	CORAL GABLES, FLA.	7 p.m.	ACCN
Sat.	13	at Virginia Tech*	Blacksburg, Va.	7 p.m.	ACCN
WED.	17	FLORIDA STATE*	CORAL GABLES, FLA.	7 p.m.	ACCN
Sat.	20	at Syracuse*	Syracuse, N.Y.	TBD	ESPN/2/U
Wed.	24	at Notre Dame*	Notre Dame, Ind.	7 p.m.	ESPN/2/U
SAT.	27	PITTSBURGH*	CORAL GABLES, FLA.	2:15 p.m.	CW
Tue.	30	at NC State*	Raleigh, N.C.	9 p.m.	ESPN/2/U

FEBRUARY

SAT.	3	VIRGINIA TECH*	CORAL GABLES, FLA.	12 p.m.	ESPN/2
Mon.	5	at Virginia*	Charlottesville, Va.	7 p.m.	ESPN
SAT.	10	NORTH CAROLINA*	CORAL GABLES, FLA.	4 p.m.	ESPN/2
Wed.	14	at Clemson*	Clemson, S.C.	7 p.m.	ESPN/2/U
Sat.	17	at Boston College*	Chestnut Hill, Mass.	4 p.m.	ACCN
WED.	21	DUKE*	CORAL GABLES, FLA.	7 p.m.	ESPN/2/U
SAT.	24	GEORGIA TECH*	CORAL GABLES, FLA.	4 p.m.	ACCN
Mon.	26	at North Carolina*	Chapel Hill, N.C.	7 p.m.	ESPN

MARCH

WED.	6	BOSTON COLLEGE*	CORAL GABLES, FLA.	7 p.m.	ESPNU
Sat.	9	at Florida State*	Tallahassee, Fla.	4 p.m.	ESPN2
Tue.-Sat.	12-16	ACC Tournament	Washington, D.C.	TBD	TBD

Home game, played at the Watsco Center (Coral Gables, Fla.), in **BOLD CAPS**

* ACC game

[^] Baha Mar Bahamas Hoops Championship (Nassau, Bahamas)

+ ACC/SEC Challenge (Lexington, Ky.)

& NABC Brooklyn Showcase (Brooklyn, N.Y.)

All times Eastern and subject to change



2023-24 ROSTER

NUMERICAL

No.	Name	Pos.	Ht.	Wt.	Yr.	Cl.	Hometown / Previous School
0	Matthew Cleveland	G	6-7	208	3Yr	Jr.	Atlanta, Ga. / Florida State / Pace Academy
1	Michael Nwoko	C	6-10	245	1Yr	Fr.	Toronto, Ontario / Prolific Prep (Calif.)
2	Carson Mastin	G	6-3	190	1Yr	Fr.	Austin, Texas / George School (Pa.)
3	Christian Watson	G	6-7	211	2Yr	So.	Lanham, Md. / St. John's College HS (D.C.)
4	Bensley Joseph	G	6-2	196	3Yr	Jr.	Arlington, Mass. / Putnam Science Academy (Conn.)
5	Wooga Poplar	G	6-5	197	3Yr	Jr.	Philadelphia, Pa. / Math, Civics and Sciences Charter School
7	Kyshawn George	G	6-8	205	1Yr	Fr.	Monthey, Switzerland / Lycée Emiland Gauthey (France)
10	Paul Djobet	G	6-7	195	1Yr	Fr.	Lille, France / West Oaks Academy (Fla.)
11	Nick Cassano	F	6-7	228	1Yr	Fr.	Naples, Fla. / Seacrest Country Day School
13	Jakai Robinson	G	6-5	208	3Yr	RSo.	Ossining, N.Y. / Rock Creek Christian Academy (Md.)
15	Norchad Omier	F	6-7	240	4Yr	Jr.	Bluefields, Nicaragua / Arkansas State / Miami Prep (Fla.)
23	AJ Casey	F	6-9	221	2Yr	So.	Chicago, Ill. / Whitney Young
24	Nijel Pack	G	6-0	185	4Yr	Jr.	Indianapolis, Ind. / Kansas State / Lawrence Central

ALPHABETICAL

No.	Name	Pos.	Ht.	Wt.	Yr.	Cl.	Hometown / Previous School
23	AJ Casey	F	6-9	221	2Yr	So.	Chicago, Ill. / Whitney Young
11	Nick Cassano	F	6-7	228	1Yr	Fr.	Naples, Fla. / Seacrest Country Day School
0	Matthew Cleveland	G	6-7	208	3Yr	Jr.	Atlanta, Ga. / Florida State / Pace Academy
10	Paul Djobet	G	6-7	195	1Yr	Fr.	Lille, France / West Oaks Academy (Fla.)
7	Kyshawn George	G	6-8	205	1Yr	Fr.	Monthey, Switzerland / Lycée Emiland Gauthey (France)
4	Bensley Joseph	G	6-2	196	3Yr	Jr.	Arlington, Mass. / Putnam Science Academy (Conn.)
2	Carson Mastin	G	6-3	190	1Yr	Fr.	Austin, Texas / George School (Pa.)
1	Michael Nwoko	C	6-10	245	1Yr	Fr.	Toronto, Ontario / Prolific Prep (Calif.)
15	Norchad Omier	F	6-7	240	4Yr	Jr.	Bluefields, Nicaragua / Arkansas State / Miami Prep (Fla.)
24	Nijel Pack	G	6-0	185	4Yr	Jr.	Indianapolis, Ind. / Kansas State / Lawrence Central
5	Wooga Poplar	G	6-5	197	3Yr	Jr.	Philadelphia, Pa. / Math, Civics and Sciences Charter School
13	Jakai Robinson	G	6-5	208	3Yr	RSo.	Ossining, N.Y. / Rock Creek Christian Academy (Md.)
3	Christian Watson	G	6-7	211	2Yr	So.	Lanham, Md. / St. John's College HS (D.C.)

STAFF

Head Coach: Jim Larrañaga, Providence '71, 13th season
Associate Head Coach: Bill Courtney, Bucknell '92, fifth season
Assistant Coach: DJ Irving, Boston University '14, third season
Assistant Coach: Kotie Kimble, Coastal Carolina '07, second season
Director of Operations: Jeff Dyer, Delaware '14, seventh season (third as DOBO)
Head Video Director: Joe Gimbel, Temple '18, third season
Director of Player Development: Chris Alvarez, Northeastern '09, first season
Assistant Director of Operations: Jacob Klee, Miami '20, first season
Strength & Conditioning Coach: Brandon Kuhn, Angelo State '06, first season
Athletic Trainer: Sam Johnson, Grand Valley State (Mich.) '14, third season
Physical Therapist: Tommy Otley, Asbury (Ky.) '17, second season

PRONUNCIATION GUIDE

Jim Larrañaga
Lare-Uh-NAY-Guh

Joe Gimbel
GIMM-Bull

Brandon Kuhn
KOON

Nick Cassano
Cuh-SAH-No

Paul Djobet
Joe-BAY

Kyshawn George
KEY-Shawn

Michael Nwoko
Nuh-WOE-Koe

Norchad Omier
Oh-MEER

Nijel Pack
NYE-Juhl (like "Nigel")

Wooga Poplar
WUH-Guh POP-Lurr

Jakai Robinson
Juh-KYE

ROSTER BY CLASS

Seniors (0)

Sophomores (3)
AJ Casey
Jakai Robinson (RSo.)
Christian Watson

Juniors (5)

Matthew Cleveland
Bensley Joseph
Norchad Omier (4Yr)
Nijel Pack (4Yr)
Wooga Poplar

Freshmen (5)
Nick Cassano
Paul Djobet
Kyshawn George
Carson Mastin
Michael Nwoko

ROSTER BY STATE

1 Florida, Georgia,
Maryland, New York,
Illinois, Indiana,
Massachusetts,
Pennsylvania, Texas

ROSTER BY COUNTRY

9 United States
1 Canada, France,
Nicaragua,
Switzerland



2023-24 HURRICANES

STARTERS RETURNING

Name	Ht.	Wt.	Yr.	Cl.	Pos.	GP-GS	PPG	RPG	APG
Norchad Omier	6-7	240	4Yr.	Jr.	F	37-36	13.1	10.0	1.3
Nijel Pack	6-0	185	4Yr.	Jr.	G	35-35	13.6	2.7	2.3
Wooga Poplar	6-5	197	3Yr.	Jr.	G	37-36	8.4	3.3	1.5

OTHER RETURNERS

Name	Ht.	Wt.	Yr.	Cl.	Pos.	GP-GS	PPG	RPG	APG
AJ Casey	6-9	221	2Yr.	So.	F	29-0	0.9	1.0	0.2
Bensley Joseph	6-2	196	3Yr.	Jr.	G	37-2	5.3	2.1	2.0
Jakai Robinson	6-5	208	3Yr.	RSo.	G	7-0	0.6	0.3	0.1
Christian Watson	6-7	211	2Yr.	So.	G	11-0	1.5	0.5	0.1

NEWCOMERS

Name	Ht.	Wt.	Yr.	Cl.	Pos.	GP-GS	PPG	RPG	APG
Nick Cassano	6-7	228	1Yr.	Fr.	F	—	—	—	—
Matthew Cleveland	6-7	208	3Yr.	Jr.	G	30-30	13.8	7.4	1.8
Paul Djobet	6-7	195	1Yr.	Fr.	G	—	—	—	—
Kyshawn George	6-8	205	1Yr.	Fr.	G	—	—	—	—
Carson Mastin	6-3	190	1Yr.	Fr.	G	—	—	—	—
Michael Nwoko	6-10	245	1Yr.	Fr.	C	—	—	—	—

STARTERS LOST

Name	Yr.	Cl.	Pos.	GP-GS	PPG	RPG	APG	Reason
Jordan Miller	5Yr	Sr.	G	37-37	15.3	6.2	2.7	Graduation
Isaiah Wong	4Yr.	Jr.	G	37-37	16.2	4.3	3.2	NBA Draft

OTHER LETTER WINNERS LOST

Name	Yr.	Cl.	Pos.	GP-GS	PPG	RPG	APG	Reason
Favour Aire	1Yr.	Fr.	C	14-0	0.6	0.6	0.0	Transfer
Harlond Beverly	4Yr.	Jr.	G	37-1	3.5	1.2	1.2	Grad Transfer
D. Jovanovich	1Yr.	Fr.	F	1-0	0.0	0.0	0.0	Transfer
T. Oosterbroek	2Yr.	So.	F	DNP	—	—	—	Transfer
Anthony Walker	4Yr.	Jr.	F	37-1	2.8	1.2	0.3	Grad Transfer

RETURNING PRODUCTION

Points

(51.9 percent; 1518 of 2925; 41.0 ppg)

Nijel Pack.....	13.6 ppg
Norchad Omier.....	13.1 ppg
Wooga Poplar.....	8.4 ppg

Rebounds (excludes team rebounds)

(58.9 percent; 700 of 1189; 18.9 rpg)

Norchad Omier.....	10.0 rpg
Wooga Poplar.....	3.3 rpg
Nijel Pack.....	2.7 rpg

Assists

(49.3 percent; 264 of 535; 7.1 apg)

Nijel Pack.....	2.3
Bensley Joseph.....	2.0
Wooga Poplar.....	1.5

Blocked Shots

(66.1 percent; 76 of 115; 2.1 bpg)

Norchad Omier.....	1.1 bpg
Bensley Joseph.....	0.3 bpg
Wooga Poplar.....	0.2 bpg

Steals

(52.2 percent; 141 of 270; 3.8 spg)

Wooga Poplar.....	1.1 spg
Norchad Omier.....	1.1 spg
Nijel Pack.....	1.0 spg

Starts

(58.9 percent; 109 of 185)

Norchad Omier.....	36 gs
Wooga Poplar.....	36 gs
Nijel Pack.....	35 gs

RETURNING LEADERS

Minutes

Nijel Pack.....	1,106 (31.6 mpg)
-----------------	------------------

Points

Norchad Omier.....	486 (13.1 ppg)
<i>Returning PPG leader is Nijel Pack (13.6)</i>	

Field Goals

Norchad Omier.....	186
--------------------	-----

Field Goal Pct.

Norchad Omier.....	57.4%
--------------------	-------

3-Pointers

Nijel Pack.....	86
-----------------	----

3-Point FG Pct.

Nijel Pack.....	40.4%
-----------------	-------

Free Throws

Norchad Omier.....	109
--------------------	-----

Free Throw Pct. (min. 1 FTA per game)

Nijel Pack.....	88.2%
-----------------	-------

Rebounds

Norchad Omier.....	371 (10.0 rpg)
--------------------	----------------

Assists

Nijel Pack.....	81 (2.3 apg)
-----------------	--------------

Blocked Shots

Norchad Omier.....	42 (1.1 bpg)
--------------------	--------------

Steals

Wooga Poplar.....	42 (1.1 spg)
-------------------	--------------



UNIVERSITY ADMINISTRATION



DR. JULIO FRENK
UNIVERSITY PRESIDENT
UNIVERSIDAD NACIONAL AUTÓNOMA
DE MÉXICO, 1979

A fourth-generation physician whose paternal grandparents fled Germany in the early 1930s to build a new life in Mexico, Julio Frenk catalyzed his deep gratitude for the kindness of strangers into a lifelong mission to improve the health, education, and well-being of people around the world.

Dr. Frenk became the sixth president of the University of Miami in August of 2015. He also holds academic appointments as Professor of Public Health Sciences at the Leonard M. Miller School of Medicine and as Professor of Health Sector Management and Policy at the Business School.

Prior to joining the University of Miami, he was the dean for nearly seven years of the Harvard T.H. Chan School of Public Health and the T & G Angelopoulos Professor of Public Health and International Development, a joint appointment with the Harvard Kennedy School of Government.

Julio Frenk served as the Minister of Health of Mexico from 2000 to 2006. There he pursued an ambitious agenda to reform the nation's health system and introduced a program of comprehensive universal coverage, known as Seguro Popular, which expanded access to health care for more than 55 million previously uninsured Mexicans.

He was the founding director-general of the National Institute of Public Health in Mexico, one of the leading institutions of its kind in the developing world. He also served as executive director in charge of Evidence and Information for Policy at the World Health Organization and as senior fellow in the global health program of the Bill & Melinda Gates Foundation, among other leadership positions.

Dr. Frenk holds a medical degree from the National University of Mexico, as well as a master of public health and a joint Ph.D. in Medical Care Organization and in Sociology from the University of Michigan. He has received honorary degrees from ten universities. His scholarly production, which includes over 170 articles in academic journals, as well as many books and book chapters, has been cited around 19,000 times.

He is a member of the American Academy of Arts and Sciences, the U.S. National Academy of Medicine, and the National Academy of Medicine of Mexico. He serves on the boards of the United Nations Foundation and the Robert Wood Johnson Foundation. He has received numerous recognitions, including the Clinton Global Citizen Award for changing the way practitioners and policy makers across the world think about health, the Bouchet Medal for Outstanding Leadership presented by Yale University for promoting diversity in graduate education, and the Welch-Rose Award for Distinguished Service from the Association of Schools and Programs of Public Health. In 2017, he was elected as a member of El Colegio Nacional, one of the most prestigious groups of intellectuals, artists, writers, and scientists of Mexico.

Julio Frenk was born in Mexico City in December 1953. He is married to Dr. Felicia Knaul, a social sector economist, and has four children.

In summary, Dr. Julio Frenk has an extensive professional record spanning three decades and a career that has included leadership positions in all relevant aspects of public health and higher education: research, teaching, analysis of public policies, institution-building, international cooperation, and national public service. He has also been involved in various initiatives to reform higher education.



DR. MARVIN DAWKINS
FACULTY REPRESENTATIVE
EDWARD WATERS, 1970

Dr. Marvin Dawkins, a distinguished professor in the Department of Sociology at the University of Miami, is in his 11th year as the Faculty Athletics Representative. He was named to the post in April 2012, replacing Clyde McCoy after his 17 years of service in that role.

In his FAR post, Dawkins is responsible for ensuring the academic integrity of students participating in University athletic programs and helping to oversee institutional control of the Department of Athletics. The Faculty Athletics Representative serves as a liaison between the University and the athletic department. This individual is the University's voting delegate to the ACC and represents UM with the NCAA and ACC.

Dawkins received his doctorate from Florida State and completed his postdoctoral research fellowships at Howard University and The Johns Hopkins University. He previously served on the faculties of the University of Maryland, Old Dominion University and the University of Wisconsin-Parkside.

His research focuses on issues of race and social equity in such areas as education, career aspirations and mobility, substance abuse prevention, and sports.

He has published widely in these areas, including his most recent article titled "Race and Pathways to Power in the National Football League" (with Jomills H. Braddock and Erica Smith), which appears in *American Behavioral Scientist* (2012). He has published widely in these areas. Dr. Dawkins is coauthor (with Graham C. Kinloch) of the book, *African American Golfers During the Jim Crow Era* (Praeger, 2000). His most recent publications include "African American Golf Clubs in the Early Development of Black Golf" in *The Western Journal of Black Studies* (2018) and "Challenges to Title IX: A Critical Race Perspective" in *The Negro Educational Review* (2019). Dr. Dawkins serves as the University of Miami's Faculty Athletics Representative to the Atlantic Coast Conference (ACC) and the National Collegiate Athletic Association (NCAA). He served as ACC President for 2017-2018. Dr. Dawkins is also a member of the Museum Committee of the United States Golf Association (USGA).

SENIOR STAFF



DAN RADAKOVICH
VICE PRESIDENT /
DIRECTOR OF ATHLETICS
 IUP, 1980

Dan Radakovich was named the 14th Director of Athletics in University of Miami history on December 8, 2021, returning to his graduate school alma mater as one of the nation's most decorated and successful college athletics administrators.

Radakovich, who most recently served as Director of Athletics at Clemson for nine years, launched his career at UM in 1983 as the Hurricanes' athletic business manager, an experience which charted a course that has now spanned seven schools and 30-plus years as a visionary leader in all aspects of college athletics.

"This is a significant moment for the future of athletics at the University of Miami," University President Julio Frenk said upon Radakovich's hire. "Dan is one of the most highly regarded athletics directors in the country. He knows Miami well, from his time at the U and at Clemson, an ACC peer. His proven success, and the success that Dan has helped enable for student-athletes in the classroom and in competition, is reflective of our values. He has the experience, the relationships, and the passion it takes to ignite and sustain excellence—the very core of our bold vision for the future of Hurricanes Athletics."

In his first 18 months in Coral Gables, Radakovich has worked with campus leaders to chart an ambitious course for Miami Athletics with respect to facilities, sport sponsorship, fundraising and staff development. He hired three new head coaches (baseball, golf, rowing) and extended the contracts of six others. He has worked closely with football head coach Mario Cristobal to ramp up recruiting, evaluation, sports science and creative resources. Miami has announced plans to build a new football operations center, the on-campus "forever" home for Hurricanes football, a towering structure that will raise the student-athlete experience for all sports. UM recently opened the Susan and Stephen Symons Basketball Training Center and The Ruiz Family Baseball Strength & Conditioning Center.

This past year, Miami's men's basketball team reached its first-ever Final Four, while the women's basketball team advanced to the first Elite Eight in school history. UM also posted its highest Learfield Directors' Cup finish since 2016. Miami was one of seven schools – and the only ACC school – to have players drafted in the 2023 NFL, NBA, WNBA and MLB Drafts. In 2021-22, Miami was one of just two schools (along with North Carolina) to have its football team qualify for a bowl game, its men's basketball team reach the Sweet 16 and its baseball team host a regional.

Miami's most recent NCAA Graduation Success Rate was 93 percent, matching the school record set in 2012. UM student-athletes posted a Spring 2023 grade point average of 3.17, the school's highest non-COVID semester ever. Miami also captured the 2022 NCAA Team Works Community Service competition with 100 percent participation from its student-athletes.

Miami Athletic Development raised more than \$26 million this past fiscal year, an increase of 36 percent over the previous year, and increased its total number of donors by more than 8,000.

Radakovich is the immediate past President of LEAD1, which represents athletic directors at the Division I level. He was named 2017 SportsBusiness Journal Athletic Director of the Year after being a finalist in 2015. In 2014, Radakovich was one of 13 people, including one of only five FBS Directors of Athletics, to be named to first College Football Playoff committee.

At Clemson, Radakovich oversaw the most successful stretch in Tigers football history as the program won two national championships (2016, 2018), six ACC titles and made six College Football Playoff appearances.

Radakovich continuously led the Tigers athletic department to high achievements, both on the field and in the classroom, while developing significant upgrades in finance and facilities.

Clemson set a school record in the NCAA's most recent Graduation Success Rate (GSR) report, posting a 95 percent score, which also tied for first in the ACC amongst public schools.

Eight Tigers programs earned perfect scores. Clemson student-athletes recorded nine semesters with a 3.0 GPA or higher, including a record 3.57 GPA in the spring of 2020. Radakovich guided the department successfully throughout the pandemic, helping Clemson to reopen athletic operations, including safely hosting 112,367 fans at Memorial Stadium in 2020, third most in the nation.

In 2020-21, Clemson had its best finish in the Learfield Directors' Cup since 2007, finishing No. 36. Highlighting the athletic year, the football program claimed the ACC title and appeared in the College Football Playoff, the men's soccer program claimed the 2020 ACC championship, and the women's soccer program advanced to the Elite Eight. Additionally, Radakovich oversaw the development of the softball program at Clemson, which officially began in the spring of 2020. That program earned the ACC regular-season championship in 2021 and made its first trip to the NCAA Tournament. Clemson also made NCAA appearances in men's basketball, indoor and outdoor track & field and men's and women's golf.

During Radakovich's tenure, IPTAY, the school's fundraising arm, saw significant increases in contributions and he was instrumental along with the IPTAY Board of Directors in the Cornerstone Partner Program, which together has helped fund numerous investments in infrastructure and the student-athlete experience.

During the 2018-19 school year, Clemson won its second football national championship in three years, defeating Alabama 44-16. During the 2017-18 school year, Clemson became the first school in history to reach the College Football Playoff, advance to the Sweet 16 of the NCAA Men's Basketball Tournament and host a baseball regional in the same season.

Since 2013, Clemson received approvals for more than \$200 million in facility improvements and increased spending on direct student-athlete development programs, including nutrition, mental health and professional development, by \$2.4 million. His department increased overall revenue from \$69 million in fiscal year 2014 to a budgeted \$131 million in fiscal year 2020. Littlejohn Coliseum opened to rave reviews following a \$63 million renovation. The Allen N. Reeves Football Complex opened in 2017, setting the standard for football facilities around the country. The Nieri Family Student-Athlete Enrichment Center opened as a state-of-the-art facility for student-athlete development in the classroom and community. The development, rebranding and expansion of football's P.A.W. Journey highlighted a best-in-class approach to preparation for life after their Clemson football careers.

Prior to his arrival, Radakovich amassed a wealth of experience serving in significant athletic administrative roles at Georgia Tech, LSU, American, South Carolina, Long Beach State and UM.

Radakovich came to Clemson from Georgia Tech, where he served as Director of Athletics for six years (2006-12). He hired football head coach Paul Johnson, who was inducted into the College Football Hall of Fame in 2023, and rebuilt McCamish Pavilion, home to the Yellow Jackets' men's and women's basketball teams. Prior to his tenure at Georgia Tech, Radakovich worked as a Senior Associate Athletic Director at LSU from 2001-06. He had many responsibilities with the football program, including the year the Tigers won the national title in 2003.

From 2000-01 Radakovich was Director of Athletics at American University. Between 1994 and 2000, he served as Chief Financial Officer at South Carolina. He gained experience on the West Coast from 1989-94, when he was a Senior Associate Athletic Director at Long Beach State. Radakovich worked at The U from 1983-85 as Athletics Business Manager.

Radakovich, a native of Aliquippa, Pa., is a 1980 graduate of Indiana (Pa.), where he earned a bachelor's degree in finance. He was also a football letterman and student coach with the Crimson Hawk program, and he was inducted into the school's athletic hall of fame in 2021. He previously was enshrined into the Beaver County Sports Hall of Fame in 2008 and was recognized as a distinguished alumnus from Indiana in 2009.

Radakovich and his wife, Marcie, have two sons, Christian, a 2012 Georgia Tech graduate, and Grant, a 2015 Mercer graduate who was a tight end on Clemson's 2016 national championship football team.



SENIOR STAFF



BRIAN BAPTISTE
SENIOR DEPUTY AD
TOWSON, 2005

Miami Athletics hired Brian Baptiste as Senior Deputy Athletic Director in April of 2023.

Baptiste comes to Coral Gables after spending the past four years as the Vice President for Athletics and Recreation at La Salle University.

"We are excited to welcome Brian to the University of Miami family," Vice President/Director of Athletics Dan Radakovich said. "Brian is a dynamic and driven leader who brings a wealth of experience to our staff and will play a vital role in continuing to move our athletic department forward."

Under Baptiste's leadership La Salle raised more money for its annual fund or unrestricted fundraising over the past two fiscal years than it has in its history. La Salle had a record 263 student-athletes named to the Atlantic 10 Commissioner's Honor Roll during his tenure, and 60 student-athletes earned All-Academic honors from their respective conferences and coaches' associations. In 2020, 13 of La Salle's programs scored a perfect 100 in the NCAA Graduation Success Rate (GSR), ranking the department in the top-20 nationally and first in the Atlantic 10. He also implemented the "Defining Your Difference Program" to better position senior student-athletes for success after graduation.

Baptiste serves on the board of directors for the Dad Vail Regatta, the largest collegiate regatta in North America, and co-chaired the Atlantic 10 Conference's Commission for Racial Equity, Diversity, and Inclusion.


He is the Vice Chair of the NCAA's Minority Opportunities & Interests Committee. In addition, the Philadelphia Business Journal named Baptiste to its 40 Under 40 List in 2021.

Baptiste joined La Salle in 2019 after nearly seven years at Northwestern, where he has served as Deputy Director of Athletics for Capital Projects and Operations. In that role, Baptiste was responsible for all capital projects for athletics and recreation and had oversight of athletic facilities, event management, equipment services, and recreation. He also served as sport administrator for the men's basketball, women's volleyball, men's and women's swimming and diving, and women's cross country programs.

Previously, Baptiste spent nearly three years at the University of Delaware as Associate Athletic Director for Compliance. He began his intercollegiate athletics career as an Assistant Director of Compliance at Georgetown University.

A native of Cheverly, Md., Baptiste is a 2005 graduate of Towson University. He earned his Juris Doctor from St. Thomas University School of Law in 2008 and is licensed to practice law in the state of Maryland.

He and his wife, Jessica, have three daughters.



JASON LAYTON
SENIOR DEPUTY AD
SAINT LEO, 1999

Jason Layton serves as the University of Miami Senior Deputy Director of Athletics, a position he took over in 2023. He previously served as Deputy Director of Athletics after joining Miami in December 2014 as the Senior Associate Athletics Director for Communications and Sales.

In his current position, Layton is responsible for managing the department's marketing, digital strategies, communications, ticket sales, ticket operations, client experience, video production and broadcast departments.

Additionally, Layton has oversight of all departmental licensing matters, Hurricane Global Partnerships and serves as the department ACC Network liaison.

Since his arrival, Miami has seen exceptional growth in ticket sales and video production services in both content and broadcast with ESPN and the newly formed ACC Network.

Under his watch, Miami has seen an increased level of season ticket sales in football and men's basketball. Under Layton's guidance, Miami saw an unprecedented growth in football attendance during the 2016 season, as the Hurricanes totaled 42,000 season ticket holders and averaged 58,572 fans per game – the 27th-highest total in the nation and leader among all Power Five schools in percentage increase on a year-to-year basis (23 percent).

In addition, Miami sold out its entire 2015-16 and 2016-17 men's basketball season ticket allotment, marking the first time in Hurricane Athletics history that a team has sold out its entire season ticket allotment in back-to-back seasons.

Layton also serves as the primary contact for ESPN with the recent launch of the ACC Network, first in digital format in August 2016 and building to the linear network in fall of 2019. Since 2015, Miami has produced over 200 live events on ESPN3/ACC Network Extra – a figure that ranks near the top of all ACC schools.

Layton, a Florida native, arrived in Miami after spending the 2013 and 2014 seasons at Colorado State University where he served as the department's Senior Associate Athletics Director for Sales and Marketing. During his time in Fort Collins, Colo., Layton's ticket sales plans drove double-digit increases in football, volleyball, men's basketball and women's basketball revenue and tickets sold.

Before his arrival at Colorado State, Layton spent 13 years with the Tampa Bay Buccaneers. In his 13 years with the club, he handled a variety of responsibilities from sales, marketing, ticketing and luxury suite operations to advertising, accounting, finance and purchasing. Layton began his career with the Buccaneers as a customer service representative in 1999 before elevating to the role of Senior Director of Business Administration in 2011. Layton received his bachelor's and master's degrees from Saint Leo University in Saint Leo, Fla.

SENIOR STAFF



BRIAN CAMPBELL
ASSISTANT VP
ATHLETICS DEVELOPMENT
AIR FORCE, 2008

Brian Campbell joined the University of Miami in May of 2023 as Assistant Vice President for Athletics Development. In this role, Brian has oversight of fundraising operations, programs, and the development team for Miami Athletics. Brian came to UM from his alma mater, the United States Air Force Academy, where he had spent the previous five years, beginning in 2018 as the Assistant Athletic Director for Development and finishing as the Executive Director of Development for Strategic Programs and Athletic Giving.

At Air Force, Brian was responsible for the fundraising strategy and execution for athletic capital projects, endowments, and major giving, in addition to other revenue generating initiatives. He also served as the liaison to the Air Force Academy Foundation Board of Director's Athletic Committee. The academy experienced unprecedented fundraising success during Brian's time at USAFA – most notably completing a \$270 million campaign nearly 18-months ahead of schedule, headlined by multiple record-breaking years of fundraising.

As part of the campaign, Brian led a \$37.5 million fundraising effort to support the \$90+ million modernization of the east side of Falcon Stadium. Additionally, he managed the philanthropic component of a \$500 million public-private partnership to develop a new hotel and visitors center outside USAFA's north gate. Other accomplishments during this stretch included a lead gift to launch the renovation of Air Force's baseball venue, Falcon Field, and building the Wayne Baughman Wrestling Endowment, which seeks to provide operational funding for Air Force Wrestling in perpetuity.

Brian brings 15 years of organizational leadership experience to UM from multiple sectors. He rose to the rank of captain in the US Air Force, then climbed to the partner level at Anheuser-Busch InBev where he led the sales and marketing efforts for the Northwest region, including several of the largest sports and entertainment partnerships in the portfolio.

In each of the communities he's lived in, Brian has supported local initiatives – serving on the boards of the National Football Foundation of Colorado, the Missouri Veterans Initiative, and the Boys and Girls Club of Alton, Illinois. He was a football student-athlete at the Air Force Academy and earned his MBA from the Olin Business School at Washington University in St. Louis.

Brian and his wife, Lauren, have two daughters.



RACHELLE PAUL
DEPUTY AD/SWA
CANISIUS, 2003

Rachelle Paul was hired as Miami's Deputy Director of Athletics and Senior Woman Administrator in 2023.

Paul comes to Coral Gables after serving the past four years as Director of Athletics at Saint Peter's University.

Saint Peter's enjoyed tremendous success during Paul's tenure, most notably when the men's basketball team became the first No. 15 seed in NCAA Tournament history to advance to the Elite Eight in 2022. Later that year, Paul was named the NCAA Division I Nike Executive of the Year by Women Leaders in College Sports.

Peacocks men's basketball advanced to at least the semifinals of the Metro Atlantic Athletic Conference Tournament in all four of her years at the helm, while the women's basketball team made the 2021 MAAC Tournament final, its first appearance in 20 years.

Saint Peter's finished in third place among all MAAC institutions in the Learfield Director's Cup standings at the conclusion of 2021-22 and witnessed one of the program's best athletic seasons in nearly 30 years during 2019-20, placing second in the MAAC Pepsi Zero Commissioner's Cup Men's Standings. The runner-up finish was the second highest in program history behind a first-place finish in 1993-94.

Paul oversaw the renovation of the Yanitelli Center with the creation of "Run Baby Run Arena" which opened during the 2021-22 academic year and houses the Peacocks' men's and women's basketball and women's volleyball programs.

Under Paul's leadership, Saint Peter's posted a 95 percent NCAA Graduation Success Rate (GSR) following the 2020-21 and 2021-22 academic years, which matched the school record. The Peacocks placed a school-record 161 student-athletes on the MAAC honor roll in 2019-20.

Paul joined Saint Peter's after serving as Senior Associate Athletics Director/SWA and Deputy Title IX Coordinator at Seton Hall University. She was responsible for the leadership and management of all areas of student-athlete development, including the organization and application of a comprehensive NCAA and BIG EAST rules compliance program and the implementation of relevant and effective programming to promote and enhance the personal growth and development of student-athletes. She also served as chair of the BIG EAST SWA Committee. Prior to Seton Hall, Paul held positions at Monmouth University, Canisius College, the Northeast Conference (NEC) and the MAAC.

Paul is a 2003 graduate of Canisius, where she also earned her master's degree in sport administration in 2004. A four-year letterwinner in lacrosse, she graduated from the program seventh in school history in career points (65), eighth in career goals (49), eighth in career assists (19) and third in career ground balls (133). She also earned two varsity letters as a member of the soccer team. Paul is married to Tim Paul and is a native of Buffalo, N.Y.



SENIOR STAFF



SAVANNA WOOD
EXECUTIVE ASSOCIATE AD
BRAND & MARKETING STRATEGY
 FLORIDA, 2015

Savanna Wood currently serves as the Executive Associate Athletics Director of Brand and Marketing Strategy.

In her current role at the University of Miami, Wood has oversight of graphic design, video content, broadcast, communications, digital strategy, consumer marketing and event presentation and is responsible for implementing a long-term digital roadmap strategy that drives innovation across multiple digital verticals in order to increase overall brand reach and achieve defined revenue goals.


Additionally, Wood serves as a liaison with the global partnerships team to implement and maximize partner activations, leads game day marketing operations and manages all athletics facility branding efforts.

Prior to arriving at UM, Wood led marketing, social and digital partnerships for Thrill One Sports and Entertainment – the leading global action sports firm – marketing and executing events in 27 states and four continents and building up brands in multiple across multiple areas of entertainment.

Before moving to California, Wood worked for the Jacksonville Jaguars (NFL) for six seasons – ultimately leading their digital and consumer marketing strategy, overseeing all digital properties and driving innovation and execution for more than 110 activating partners. During her time in Jacksonville, she launched two mobile apps, numerous websites and was instrumental in the launch of Daily's Place – a 5-000 person amphitheater connected to the stadium – as well as All-Elite Wrestling, a venture by Jaguars owner Shad Khan and his son Tony.

Wood's first position out of college took her up north as a member of the game presentation and marketing staff for the Boston Red Sox.

Wood graduated from the University of Florida with a bachelor's degree in Public Relations and Sport Management at 19 years old. During her time at UF, she volunteered more than 30 hours per week to the athletics office during football, basketball and baseball seasons. Wood worked a variety of NCAA and SEC events and interned in the Cape Cod Baseball League prior to launching her post-graduate career in sports and entertainment.



MATTHEW SMALE
EXECUTIVE ASSOCIATE AD
BUSINESS OPERATIONS
 MARYLAND, 2010

Matt Smale currently serves as Miami's Executive Associate Athletics Director of Business Operations.

Smale, who arrived to Coral Gables in July 2018 as the Assistant Athletics Director of Business Operations, plans, prepares and manages the department's operating budget, and oversees the daily operations of the business office. Smale serves as liaison to the university's budget and controller's offices, among other duties.

A Maryland native, Smale previously served as director of business operations for the University of Maryland's athletics department from September 2016 – July 2018. He spent nearly five years with Terrapins Athletics, beginning in November 2013 as an accountant before being promoted to assistant director of business operations in October 2015.

Smale spent more than two years at George Washington University as a business/compliance assistant, and has previous experience at D.C. United and the Bowie Baysox.

A 2010 graduate from the University of Maryland's Robert H. Smith School of Business, Smale graduated with his MBA from the University of Baltimore in December 2017. Smale and his wife, Kelly, live in Miami.

SENIOR STAFF



DAN RABEN
EXECUTIVE ASSOCIATE AD
COMPLIANCE
FLORIDA, 2006

Dan Raben serves as the Executive Associate Athletic Director / Compliance. In his current role, Raben oversees the University of Miami's Athletics Compliance office and serves as the sport administrator for the Hurricanes Football program.

Raben joined the Hurricanes in July 2010 as the Assistant Compliance Director / Eligibility. Raben has since been promoted five times to Director of Compliance in April 2013, Assistant AD / Compliance in July 2014, Associate AD / Compliance in July 2021, Senior Associate AD / Compliance in June 2023 and Executive Associate AD / Compliance in August 2023.

A native of Hollywood, Fla., Raben earned a bachelor's degree in finance from the University of Florida and then went on to graduate from Marquette Law School with a certificate from the National Sports Law Institute. He is a member of the Wisconsin State Bar.

During his time in law school, he worked as a compliance intern for both Northern Illinois University and the University of Wisconsin. He went on to serve as a Compliance Coordinator for The Ohio State University before his arrival in Coral Gables.



CARTER TOOLE
EXECUTIVE ASSOCIATE AD
STRATEGIC COMMUNICATIONS /
CHIEF OF STAFF
NORTH CAROLINA, 1995

Carter Toole serves as the Executive Associate Athletic Director for Strategic Communications and the athletic department's Chief of Staff. He joined the Hurricanes as the Associate Athletic Director for Communications & Digital Strategy in 2016 and was promoted to Senior Associate Athletic Director in 2017 before assuming his current role in 2022.

Toole provides high-level executive support to the Vice President/Director of Athletics, directing planning, research, analysis and execution for department-wide initiatives and the overall strategic plan. He develops and manages benchmarks for all varsity sport programs, serves as the chief copywriter for athletic department communications, oversees media relations operations, serves as the department liaison for campus-related communications matters and assists with special projects. He is also the sport administrator for the swimming and diving and women's tennis programs. When he was Senior Associate Athletic Director of Communications & Digital Strategy, Miami's communications staff won its first two Football Writers Association of America Super 11 Awards in 2018 and 2021.

Toole previously co-owned a Nashville-based marketing agency, Wheelhouse Marketing Advisors, which was acquired by a local technology firm (Atiba) at the end of 2015. Before launching Wheelhouse he served as Vice President, Digital, at another Nashville firm, January & Associates.

Prior to entering the agency business, Toole worked in the National Football League for nine seasons with four teams. After public relations stints with the Green Bay Packers, Tennessee Titans and Tampa Bay Buccaneers, he joined the Houston Texans as the club's first Director of Internet Services & Publications. He was part of the Texans' communications staff that won the Pete Rozelle Award in 2004 as voted on by the Pro Football Writers Association of America. He also authored the book *Opening Night* on Houston's return to the NFL. Toole has worked eight Super Bowls as a member of the NFL's media relations staff.

Toole started his sports communications career in the media relations offices at Arizona State University and the University of North Carolina at Chapel Hill, where he earned his bachelor's degree in English.

A native of Alexandria, Va., Toole and his wife, Barbara, have two daughters.



SENIOR STAFF



SHIRELLE JACKSON
EXECUTIVE ASSOCIATE AD
STUDENT-ATHLETE DEVELOPMENT
 BOWLING GREEN, 1994

Shirelle Jackson is the Executive Associate Athletic Director of Student-Athlete Development at the University of Miami. Jackson initially joined Miami as the director of student-athlete development in March 2014 and was promoted to assistant AD in July 2016. Jackson also oversees the Hurricanes' track and field and cross country programs.

Prior to joining the athletics department, Jackson spent the previous five years in various capacities in the College of Arts and Sciences at UM. In 2014, Jackson received the Department of Biology Excellence in Service Award, for her efforts with 800 + Biology majors.

Her initial position within athletics was a new role intended to enhance the athletic department's efforts to develop programming which will enhance the total development of our student-athletes. Under her vision and leadership that role has grown into an office with two full time staff members and year round programming and leadership opportunities for our student athlete population. Due to the high level of community outreach, in 2018, the Miami Hurricanes earned the NCAA Helper-Helper Division I Community Service National Championship Award.

In addition to community service & outreach efforts, Jackson has been a featured panelist & speaker for the Women In Sports Forum, 2016 and 2018. She also served in the same capacity for Women Leaders in College Sports (formerly NACWAA) during their Institute for Administrative Advancement, 2019. Jackson has been a member of Women Leaders in College Sports since 2000. She is a 2002 graduate of Women Leaders/HERS Institute for Administrative Advancement. In 2016, Jackson received the Women Leaders Nell Jackson Administrator of the Year Award for her efforts engaging student-athletes, department staff & campus partners with an inclusive environment.

Prior to arriving at UM, Shirelle was the director of athletic academic support services from 2005-08 at FIU, where she oversaw the management and operation of the school's academic support program for its 400 student-athletes. She also coordinated the academic and personal advising, class registration, tutors, study hall and study skills workshops. During her tenure at FIU, she saw her full-time staff increase from two to six and the student-athlete graduation rate improved by 16 percent.

She was the assistant director for student-athlete services for 11 months at Bowling Green State University in Bowling Green, Ohio. Her first athletics position was as assistant AD for student development from August 2002-July 2004 at Eastern Connecticut State.

Jackson was a two-year letter winner for the women's track and field team at Bowling Green. She received her bachelor's degree from Bowling Green in 1994 and her master's degree in counseling from Central Connecticut State in 1998. She is currently a doctoral candidate in higher education leadership at Nova Southeastern in Davie.

She is married to Jason Jackson, who is the television host and court-side reporter for Miami HEAT telecasts on Sun Sports. The couple has two sons, Justin and Jordan.



DAVID WYMAN
SENIOR ASSOCIATE AD
ACADEMIC SERVICES
 FLORIDA A&M, 1994

"When you do the right things, the right things happen."

David Wyman has empowered over 2,500 student-athletes with his signature creed. Now in his 27th year, Wyman has advised and mentored a diverse population of student-athletes to become skilled professionals in many different careers.

Wyman is the Senior Associate Athletic Director for Academic Services at the University of Miami, a position he was promoted to in August 2017. Wyman is also the sport administrator for Miami's volleyball and Men's Tennis program.

He began his own career as an intern, and was quickly promoted to the full-time staff after working just two months in the academic services division. Wyman became the assistant director two years later, supervising the tutorial program and advising both the football and men's basketball teams. He was then promoted to associate director, taking on the responsibility of coordinating the NCAA eligibility certification for all 400 student-athletes.

Since 2004, Wyman has managed the Division of Athletic Academic Services, currently leading a staff of ten full-time professionals. Under his leadership, the department and sport programs have gained national recognition and honors for continued growth in both academic progress rates (APR) and graduation success.

A 2016 inductee to the Iron Arrow Honor Society, Wyman has helped guide the football team to a pair AFCA Academic Achievement Awards for graduating 100 percent of student-athletes in the freshman classes of 2002 and 2009. Under his leadership, the University of Miami Graduation Success Rate has been 90% or higher seven out of the last eight years.

Wyman is a 1994 graduate of Florida A&M with a bachelor's degree in accounting. He earned a master's degree in sports administration from St. Thomas University in 1995. Born in Staten Island, N.Y., he is married to Jewyll, and the couple has three daughters: Rebecca, Dominique and Sarah. Wyman has been a Big Brother in the Miami-Dade Big Brother/Big Sister Organization and is also a member of Omicron Delta Kappa, The National Leadership Honor Society and the National Association of Academic Advisors for Athletics.

SENIOR STAFF



VINNY SCAVO
SENIOR ASSOCIATE AD
ATHLETIC TRAINING
FLORIDA STATE, 1983

Vincent "Vinny" Scavo was promoted to Senior Associate AD in June 2023. Scavo oversees the healthcare of all the University's student-athletes and athletic teams.

Scavo rejoined the University of Miami's athletic training staff as its Associate Athletic Trainer and Head Football Athletic Trainer prior to the start of the 2011 season before his promotion to Associate AD.

Scavo has extensive experience across his more than four decades as an athletic trainer and administrator at the professional, collegiate, and high school levels. Scavo is in his 21st year overall at the University of Miami, encompassing three different assignments.

Vinny rejoined the University of Miami's athletic training staff as its Associate Athletic Trainer and Head Football Athletic Trainer prior to the start of the 2011 season, and was promoted to his current position in 2015.

During 2008-11, he worked as the Director of Sports Medicine Services and Head Athletic Trainer at the University of Miami School of Medicine. With the division serving as the official sports medicine provider for the Hurricanes, Scavo worked closely with the team doctors and student-athletes – relationships that continue in his current capacity within the athletics department.

And from 1983-87, Vinny began his career at The U as Head Baseball Athletic Trainer for legendary Coach Ron Fraser, helping the Hurricanes capture the 1985 College World Series National Championship. During those years he also served as an Assistant Athletic Trainer for the Hurricanes' football team and was a member of the 1983 Football National Championship Team's athletic training staff.

Scavo worked with both the New York Yankees (1981-83) and the Florida Marlins (1992-96) organizations, earning twin honors in 1994 as Minor League Athletic Trainer of the Year from the Professional Baseball Athletic Trainer Society, and as Florida State League Class A Baseball Athletic Trainer of the Year. During his time with the Marlins, he was the coordinator of Athletic Trainers and Rehabilitation Coordinator for both the Marlins' minor and major league teams.

Vinny was named Director of Sports Medicine at Health South Doctors Hospital and has served on the Athletic Trainers of Florida executive board for eight years. He spent 13 years in Miami-Dade County Public Schools (MDCPS) – as the Head Athletic Trainer at both Coral Gables High School from 1987-92, and 2006-08, and at Miami Southridge H.S. (1996-2001). Scavo also was Head Athletic Trainer at Chaminade-Madonna College Preparatory School (2001-06). During Scavo's high school tenure, he developed the curriculum for the MDCPS Coaches Certification Course and the MDCPS Injury Reporting System. In 2006, Vinny was named the State of Florida's High School Athletic Trainer of the Year.

Additionally, he has worked as a certified athletic trainer with the Florida High School Athletic Association (FHSAA) since 1988, and developed the FHSAA State Wrestling Sports Medicine Team that is now in its 22nd year. Scavo also worked with USA Baseball during the 1987 Pan American Games, 1991 Olympic Trials, and 1994 National Trials.

Vinny is an approved clinical instructor and has taught classes



MARCUS ATTLES
SENIOR ASSOCIATE AD
CAPITAL PROJECTS, EVENTS & OPS.
HAMPTON, 2007

Marcus Attles was promoted to Senior Associate AD in June 2023.

Attles joined the University of Miami as Associate AD for Facilities and Capital Projects in May 2022. At Miami, he oversees the Facilities & Operations work unit and is responsible for all capital projects and the day-to-day management of athletic facilities.

Attles came to Coral Gables after a four-year stint as Associate AD for Facilities & Operations at Northwestern University. During his time with the Wildcats, he provided leadership, management, and direction for all athletic facilities. In addition, he helped complete over \$400 million in capital projects and facility enhancements. In 2018, Attles was nominated for the Collegiate Event and Facility Management Association's 'Facility Manager of the Year' award. In 2021, he became the sport administrator for NU's men's soccer program.

Prior to his time in Evanston, Attles spent four years at the University of North Carolina Wilmington (UNCW), where he supervised the Facilities & Event Management staff while transforming the Grounds & Sports Turf division. Other responsibilities included capital projects, venue management and security, and facility branding. Attles has also spent time at Radford University, where he oversaw all facilities and game management for each of RU's 19 NCAA Division I programs. In addition, he was charged with management of the Facilities & Operations budget, purchasing, master planning, and equipment operations. He also managed multiple capital projects while at Radford. In August of 2012, Attles joined RU's senior staff, was named sport administrator for volleyball and field hockey, and was a member of the 10-year strategic planning committee. Other previous stops include the University of Central Florida (UCF), the University of Maryland, and Towson University.

As a leader in facilities, operations, and events, Attles has served as Vice-Chair of the Programming Committee with the Collegiate Athletics Operations Services (CAOS). In May of 2014, he was named to the Board of Directors for Collegiate Event and Facility Management Association (CEFMA), a professional association part of the National Association of Collegiate Directors of Athletics (NACDA).

Marcus received his Bachelor of Science degree in Sport Management from Hampton University. He resides in Miami with his wife, Tabitha.



SENIOR STAFF



CHRIS COHEN
SENIOR ASSOCIATE AD
DEVELOPMENT
MIAMI, 1997, 2009

Chris Cohen is responsible for all development operations for UM Athletics, including campaign oversight, major giving, annual fund, donor stewardship, event hospitality and coordination with central university development efforts. Cohen is currently in his 20th year overall at Miami.

Cohen has been a part of every major athletics fundraising initiative at the University since 2000, including the Hurricane Club annual fund, construction of a new home arena for our men's and women's basketball programs as well as both University-wide capital campaigns. During Cohen's tenure, he has solicited and secured gifts on over \$150 million in capital projects and facility improvements, including the Carol Soffer Indoor Practice Facility, Schwartz Center for Athletic Excellence, Watsco Center, Basketball Victory Fund, Alex Rodriguez Park, Hecht Athletic Center expansion and the Schiff Tennis Center.

Cohen is an original member of the Athletics fundraising team for the historic University-wide Momentum Campaign (2000-2008) that saw Miami as the first institution in the state of Florida to complete a \$1 billion capital campaign. During the Momentum Campaign, the Athletics team raised more than \$85 million, eclipsing a goal of \$68 million and also raised \$118 million toward the \$1.6 billion total for the Momentum2 Campaign completed in 2016.

Prior to working in the Hurricane Club, Cohen began his full-time career at UM Athletics in the ticket sales department where he was an account executive in one of college athletics' first outbound sales teams. Prior to UM Athletics, Cohen was a ticket sales associate for the Miami Heat.

Cohen is a two-time alumnus of the University of Miami, graduating with honors in 1997 with a bachelor's degree in business administration (majoring in sport management). Cohen went on to receive a master's degree in sport administration in 2009. He serves on the board of the University of Miami Sports Hall of Fame, is a published author and is an active guest lecturer in the Sport Administration department. Cohen is the current Chair of the ACC Development Directors group. He and his wife Gaby, have two children – son, Jake, and daughter, Sadie.



LUIS FEIGENBAUM
SENIOR ASSOCIATE AD
PERFORMANCE, HEALTH & WELLNESS
MIAMI, 1998, 2000
TEMPLE, 2011 (PHD)

Luis Feigenbaum was named Senior Associate Athletics Director for Performance, Health and Wellness in August 2018. He was promoted after serving as the UHealth Chief of Sports Physical Therapy. He is also the program director for the University of Miami Sports Physical Therapy Residency and a clinical assistant professor in the Department of Physical Therapy at the Miller School of Medicine.

Luis is a Board Certified Sports Clinical Specialist (2008) through the American Board of Physical Therapy Specialties, Certified and Licensed Athletic Trainer (2003) by National Athletic Trainers Association, and a Certified Strength and Conditioning Specialist (2000) by the National Strength and Conditioning Association, a Certified Blood Flow Restriction Therapy (2016) provider, and has completed a FIFA Diploma in Sports Medicine (2017).

He is a two-time graduate of the University of Miami, in 1998 earning his B.S. in Health Science and 2000 with a master's degree in Physical Therapy. He earned his Doctor of Physical Therapy in 2011 from Temple University.

A native of Miami, Feigenbaum and his wife, Jessica, also a two-time alumna of the University of Miami, have two daughters, Siena and Presley.

MEDIA POLICIES

COVERING THE HURRICANES

Interview requests for men's basketball student-athletes and coaches must be submitted to Megan Barnes (meganbarnes@miami.edu). Please provide at least 24 hours notice for interview requests.

The Miami communications staff will make every effort to schedule a time to accommodate those requests, based on time constraints, class schedules and other obligations.

MEDIA CREDENTIALS

Requests for working media and photo credentials should be submitted by sports editors or sports directors of accredited media outlets. During the 2023-24 season, Megan Barnes will send out an email soliciting credential requests on a semi-weekly basis, dependent upon the dates of upcoming home games.

ACC COACHES CONFERENCE CALLS

Jim Larrañaga and the other 14 ACC head men's basketball coaches are scheduled for nine Zoom conference calls during the 2023-24 season. The first call is Jan. 8, 2024, and they will continue every Monday through March 4. Each coach will have 10 minutes to make an opening statement and answer questions. Coaches that have a Monday night game will not take part in that day's call.

The ACC Office will send out each week's order of coaches prior to each call. The log-in info is available on request through ACC Communications. The conference calls will be available on the ACC's official website (theACC.com) each week.

LIVE BROADCASTS

It is not permissible for any non-rights holder to broadcast over the air, stream over the internet (audio or video), or transmit in any other way, any live event without the consent of the University of Miami Department of Athletics.

Live events include varsity contests, press conferences (including but not limited to weekly scheduled and postgame press conferences) and any other group media availability. Exceptions may be made for any major news-breaking event.

POSTGAME INTERVIEWS

Miami head coach Jim Larrañaga, student-athletes and the visiting head coach will meet with the media in-person in the Watsco Center press conference room after each game.

PRESS PARKING

Press parking passes are provided upon request on a limited basis. Please request your parking pass with your credential submission.

PHOTOGRAPHY

Miami follows NCAA and ACC rules regarding media representatives photographing games. Only properly credentialed photographers will be allowed in the designated photo areas of the Watsco Center as specified by the NCAA and ACC.

No photographers will be permitted to shoot from the sidelines unless specifically approved to do so. All photographers must remain in the Watsco Center's designated photo areas along the baselines. Photo credentials are subject to revocation by the Miami Athletics Communications office at any time.

ARCHIVING OF EVENT AUDIO/VIDEO

It is not permissible for any non-rights holder to post, place, broadcast, or make available in any other way, audio or video event content that exceeds three (3) minutes in length. Events are defined as varsity contests, press conferences and any other group media availability. Archiving may not begin until the conclusion of the entire event. It is not permissible to reuse or post any video produced and/or owned by the University of Miami Athletics without the consent of the university.

UNAUTHORIZED CREDENTIAL USE

Credentials will be issued to working media only. Media credentials are not transferable and use by anyone other than members of the working media is unauthorized. Media credentials used in an unauthorized manner will be revoked immediately. News organizations allowing unauthorized individuals to use credentials will have their credentials revoked for the remainder of the year.

OPPONENT COMMUNICATIONS CONTACTS

School	MBB SID	Phone	Email	Athletics Website	MBB Twitter
ACC	Andy Fledderjohann	(336) 369-1002	afledder@theacc.org	theacc.com	@accmbb
Boston College	Mike Laprey	(617) 552-2193	lapreym@bc.edu	bceagles.com	@BCMBB
UCF	Ken Landis	(954) 531-4322	klandis@athletics.ucf.edu	ucfknight.com	@UCF_MBB
Clemson	Ben Winterrowd	(864) 656-1985	winterr@clemson.edu	clemsonigers.com	@ClemsonMBB
Colorado	Troy Andre	(303) 492-4672	troy.andre@colorado.edu	cubuffs.com	@CUBuffsMBB
Duke	Mike DeGeorge	(919) 668-1712	mvd8@duke.edu	goduke.com	@DukeMBB
FIU	Darin Yrigoyen	(954) 594-2558	dyrigoye@fiu.edu	fiusports.com	@FIUHoops
Florida State	Chuck Walsh	(850) 644-1077	cwalsh@fsu.edu	seminoles.com	@FSUHoops
Georgia	Mike Mobley	(706) 542-9021	mmobley@sports.uga.edu	georgiadogs.com	@UGABasketball
Georgia Tech	Mike Stamus	(404) 894-5445	mstamus@athletics.gatech.edu	ramblinwreck.com	@GTMBB
Kansas State	Tom Gilbert	(785) 587-7868	tgilbert@kstatesports.com	kstatesports.com	@KStateMBB
Kentucky	Deb Moore	(859) 257-8506	deb.moore@uky.edu	ukathletics.com	@KentuckyMBB
La Salle	Anthony Spaulding	(973) 723-0346	spaulding@lasalle.edu	goexplorers.com	@LaSalle_MBB
LIU	David Patalano	(516) 660-4956	David.Patalano@liu.edu	liuathletics.com	@LIUBasketball
Louisville	Zach Greenwell	(502) 852-0112	zachg@GoCards.com	gocards.com	@LouisvilleMBB
NJIT	Myles Rudnick	(973) 596-8261	rudnick@njit.edu	njithighlanders.com	@NJITHoops
North Carolina	Steve Kirschner	(919) 962-7258	stevekirschner@unc.edu	goheels.com	@UNC_Basketball
NC State	Craig Hammel	(919) 746-9894	cwhamme2@ncsu.edu	gopack.com	@PackMensBball
North Florida	Brock Borgeson	(904) 620-4029	brock.borgeson@unf.edu	unfospreys.com	@OspreyMBB
Notre Dame	Josh Bates	(574) 310-9954	jbates2@nd.edu	und.com	@NDmbb
Pittsburgh	Matt Plizga	(412) 648-8240	mplizga@athletics.pitt.edu	pittsburghpanthers.com	@Pitt_MBB
Providence	Arthur Parks	(401) 865-2759	aparks@providence.edu	friars.com	@PCFriarsmbb
Stonehill	Doug Monson	(508) 565-1352	dmonson@stonehill.edu	stonehillskyhawks.com	@StonehillMBB
Syracuse	Pete Moore	(315) 443-2608	pimoore@syr.edu	cuse.com	@Cuse_MBB
TCNJ	Andy Edwards	(609) 771-2295	edwardsa@tcnj.edu	tcnjathletics.com	@TCNJMBB
Virginia	Erin Bacher	(434) 982-5530	ebacher@virginia.edu	virginiainsports.com	@UVAAMensHoops
Virginia Tech	Brian Cox	(540) 250-0624	bcx90@vt.edu	hokiesports.com	@HokiesMBB
Wake Forest	Lucy Berres	(336) 758-4261	berres@wfu.edu	godeacs.com	@WakeMBB

MIAMI ATHLETICS COMMUNICATIONS




MEGAN BARNES
Assistant AD (MBB Contact)
E: meganbarnes@miami.edu
C: (630) 651-8801
O: (305) 284-6797
T: @MegBarnes3



CARTER TOOLE
Executive Associate AD
E: carter.toole@miami.edu
C: (615) 598-8540
O: (305) 284-3245
T: @CanesCarter



CAMRON GHORBI
Associate AD
E: c.ghorbi@miami.edu
C: (786) 877-7329
O: (305) 284-3230
T: @CamronGhorbi



JOSH WHITE
Associate Director




JAMES KNABLE
Assistant Director



MACY PARMER
Assistant Director

FACILITIES



WATSCO CENTER

The Watsco Center is a 200,000 square foot, 7,972-seat arena that is home to the University of Miami basketball teams. It was called the BankUnited Center from 2005-16 and the UM Convocation Center from 2003-05.

Watsco, Inc., based in Miami, is traded on the NYSE and is the largest distributor of air conditioning, heating and refrigeration products, with annual sales approaching \$5 billion, 6,000 employees and over 600 locations throughout North America. Watsco has provided funding to the University since the 1990s through its 'Watsco Kids' program, providing children in the community free access to performance arts, sports and other events at the University.

The Hurricanes opened the arena Jan. 4, 2003, with an overtime win over North Carolina. Since then, the men's basketball team has twice won the ACC regular-season

championship in the building, while the women's team has twice hosted the opening rounds of the NCAA Tournament.

Since its opening, the arena has hosted a number of memorable events and sold-out shows, including Coldplay, DaBaby, Drake, The Fray, Green Day, Kodak Black, John Mayer and Lil Baby. It has also served as the setting for televised events and award shows such as the 2004 Presidential Debates, All Elite Wrestling, Billboard's Latin Music Awards, Premio Lo Nuestro, Premios Juventud, The X Factor and Unplugged featuring Ricky Martin and Thalía.

The venue has welcomed world-renowned figures and politicians, including His Holiness the Dalai Lama, a trio of former/fuure United States Presidents (Joe Biden, Bill Clinton and Barack Obama), former Secretary of State Hillary Clinton and late Senator John McCain.



FIELDHOUSE

The 29,000-square foot on-campus practice facility that is conveniently located adjacent to the Watsco Center opened in March 2009. The facility houses a pair of full-sized basketball courts with 14 baskets, as well as a multi-purpose room to host a variety of events. Miami basketball players have access to the secure facility 24 hours per day, allowing the Hurricanes court time at any

time throughout the year. UM players use the facility for both conditioning and practice sessions, as well as for individual workouts and pick-up games. The Fieldhouse was also honored for its sustainability components, earning the LEED Gold designation, established by the U.S. Green Building Council & verified by the Green Building Certification Institute.





COACHES & STAFF

Head Coach Jim Larrañaga	20-31
Associate Head Coach Bill Courtney	32
Assistant Coach DJ Irving	33
Assistant Coach Kotie Kimble	34
Director of Basketball Operations Jeff Dyer	35
Head Video Director Joe Gimbel.....	36
Director of Player Development Chris Alvarez	36
Assistant Director of Basketball Operations Jacob Klee	37
Strength & Conditioning Coach Brandon Kuhn	37
Athletic Trainer Sam Johnson.....	38
Physical Therapist Tommy Otley	38
Additional Basketball Staff	39
Support Staff	40



JIM LARRAÑAGA

HEAD COACH | 13TH SEASON AT MIAMI (40TH AS HC; 52ND OVERALL)

In his 12 seasons at the University of Miami, head coach Jim Larrañaga has led the Hurricanes to six NCAA Tournament appearances, including four trips to the Sweet 16. He has guided the Hurricanes to their first Elite Eight (2022), first Final Four (2023), first ACC Tournament title (2013) and first two ACC regular season crowns (2013 and 2023). Larrañaga has been named the Associated Press, Naismith, USBWA and Henry Iba National Coach of the Year, twice was both the ACC and USBWA District Coach of the Year and was the 2013 NABC District Coach of the Year.

The winningest coach in program history, Larrañaga has posted five 25-win seasons at UM – the only Miami coach to do so even once – and seven in his career. He also has recorded eight 20-win campaigns at Miami and 14 in his career. In conference action, the Hurricanes have won nine or more league games in eight of 12 seasons, while prior to Larrañaga's arrival, Miami had never won more than eight ACC games in a season. Larrañaga has helped the Hurricanes to 30 postseason victories, including 11 in the NCAA Tournament (six appearances), 13 in the ACC Tournament (13) and five in the NIT (two). He ranks top-30 all-time among Division I coaches with 725 victories, including eighth among active coaches. In 2023, Larrañaga was both inducted into the UM Sports Hall of Fame & Museum and named a Naismith Memorial Basketball Hall of Fame first-time nominee.

Miami's 69 total road wins in the past 12 seasons are fourth-most among ACC teams during Larrañaga's tenure and its 114 total victories away from home also place fourth. During that same stretch, the Hurricanes are fifth in overall ACC wins (120), as well as fourth in both ACC road victories (48) and ACC Tournament triumphs (13), plus sixth in ACC home wins (72). In the six years prior to Larrañaga's arrival, when the ACC had only 12 teams, Miami was tied for ninth in ACC victories (36) and won just 10 total ACC road games. In nine of Larrañaga's 12 years, the team has finished higher in the ACC final standings than it was picked in the preseason poll, including placing multiple spots higher on seven occasions.

The Hurricanes have a combined 16 wins over Duke (8-9) and North Carolina (8-10) under Larrañaga, tied for the second-most of any team during his 11-year tenure, after going 4-31 versus those two programs before his arrival. Eight of those victories are by double digits and seven are on the road, the former

the most of any team during that stretch and the latter tied for the most. Miami's 27-point win over the Blue Devils on Jan. 23, 2013, is the third-largest ever against the AP No. 1 team in the nation. It is one 31 victories over a top-25 foe under Larrañaga, including 13—five of which came in the past two seasons, 2021-22 and 2022-23—versus a top-10 opponent.

Miami has seen unprecedented fan interest in the program under Larrañaga. In 2017-18, for the third straight season, the Hurricanes sold out their season-ticket allotment at the Watsco Center. The 2015-16 campaign marked the first time in UM history that any team sold out of season tickets. Across the last two seasons, 2021-22 and 2022-23, Miami recorded four of the five highest single-game student attendance marks in program history.

From 2017-19, Miami was one of two ACC programs, alongside Duke, to have a player selected in each NBA Draft. Four total Hurricanes were picked in that span, including Lonnie Walker IV going No. 18 in 2018. During the last NBA Draft, Jordan Miller went No. 48 and Isaiah Wong went No. 55, making Miami one of 12 schools with multiple selections and one of 18 with six-plus draftees in the last seven years.

Miami

During the most recent campaign, 2022-23, Larrañaga guided Miami to its best year ever. The Hurricanes finished 29-8 (15-5 ACC), shared the ACC regular season title and earned their first Final Four appearance. Miami set or tied program records for overall, ACC, regular season (24), home (16), top-25 (seven), top-10 (three) and top-five (two) victories. The team ended the year third in the USA TODAY Coaches Poll, good for its best finish ever.

Seeded No. 5 in the Midwest Region, the Hurricanes knocked off top-seeded and No. 2/1-ranked Houston, 89-75, and second-seeded and No. 5/7-ranked Texas, 88-81, in a three-day span in Kansas City, Mo., to clinch their Final Four bid. They also toppled seven teams with a combined 23 NCAA titles (including one vacated) during the 2022-23 campaign, including an eight-point road victory at North Carolina, a 22-point home win over Duke and a 16-point triumph over Indiana in the NCAA Tournament. The team lost by more than seven points just twice all year and sold out four home games.

Larrañaga earned multiple significant achievements

during the historic season. First, on Nov. 19, 2022, he led Miami to a 74-64 victory over his alma mater, Providence, in Uncasville, Conn., to become just the 35th coach with DI experience to reach 700 wins, including only the fourth to do so while in the ACC. On Dec., 21, 2022, he was named a Naismith Memorial Basketball Hall of Fame first-time nominee. Following the season, on May 4, 2023, he was inducted into the UM Sports Hall of Fame & Museum.

Numerous Hurricanes claimed major awards during the season, as well. Isaiah Wong became Miami's second ACC Player of the Year and sixth All-America, garnering NABC third-team distinction. He was also a finalist for the John R. Wooden Award and the Jerry West Award, among many other accomplishments. Jordan Miller received Second Team All-ACC status, while Norchad Omier picked up third-team plaudits. Nijel Pack won NCAA Tournament Midwest Region Most Outstanding Player honors, while Miller and Wong both tallied All-Tournament Team status.

The 2022-23 success followed another tremendous season the year before, as Larrañaga steered Miami to one of its finest seasons in program history in 2021-22 despite being picked No. 12 in the ACC preseason poll. The Hurricanes went 26-11 overall, good for their third-most wins ever, and 14-6 in ACC play to place fourth in the league. Miami earned a No. 10 seed in the NCAA Tournament and, once there, rattled off three victories to advance to the Elite Eight for the first time in program history.

After defeating seventh-seeded and No. 21/22-ranked USC, 68-66, in the opening round, Miami throttled second-seeded and No. 8/7 ranked-Auburn, 79-61, to claim its fourth Sweet 16 berth and third in the past decade under Larrañaga. It then took down No. 11-seeded Iowa State, 70-56, to advance to the Regional Final, in which it fell to top-seeded and third-ranked Kansas, the eventual NCAA champion.

Miami earned two top-10 wins away from home (at second-ranked Duke and against No. 8/7 Auburn) and beat two NCAA semifinalists in Duke and North Carolina, the latter by 28 points, on the way to finishing the season ranked No. 16 nationally. Larrañaga, who led the Hurricanes to a 16-6 mark away from home and a 10-2 ledger in true road games, set the program wins record with his 221st victory at The U on March 2, 2022, at Boston College, just weeks after a Feb. 9, 2022, triumph over Georgia Tech made him the first coach in NCAA history with 100 league wins at three DI schools and/or in three DI conferences. He guided Miami, which rallied to victory from a deficit of 13-plus points five times and from 18 down twice, to a +4.41 turnover margin that ranked eighth nationally and a 113.9 adjusted offensive efficiency that placed No. 19 in KenPom, the program's second-best mark since the turn of the century.



HIGHLIGHTS AT MIAMI

Since the arrival of Larrañaga at Miami in 2011-12... (only includes teams while in the ACC)

- Miami (120) is one of five ACC teams with over 110 league wins, joining Virginia (164), Duke (158), North Carolina (147) and Florida State (124).
- Miami (48) has the fourth-most road wins in ACC play, behind only Virginia (71), Duke (66) and North Carolina (63).
- Across all games, Miami is fourth among ACC schools in overall (255), road (69) and non-home (114) wins, trailing only Duke, North Carolina and Virginia in each.
- Miami (13) joins Duke (20), North Carolina (20) and Virginia (15) as the four teams with at least 13 ACC Tournament wins, while seven of the other 11 have seven or fewer.
- Miami has posted an 16-20 combined record against Duke (8-10) and North Carolina (8-10), one of just three schools with 16-plus wins against that pair.
- Miami has the most lopsided (27 points) and co-third-most lopsided (22) win over Duke, as well as the co-third-most lopsided (28) and fifth-most lopsided victory (26) over North Carolina.
- Miami has won at Cameron Indoor Stadium thrice, dealt Duke three of its 12 overall (nine ACC) losses by 16-plus points and twice scored 90 points against Duke. Miami has handed Duke three of its last eight regular season losses by at least 16 points: 27 (90-63) on Jan. 23, 2013, at home; 16 (90-74) on Jan. 13, 2015, on the road; 22 (81-59) on Feb. 6, 2023, at home.
- All but four departed seniors (38 of 42) have earned a degree from Miami, with all but one undergraduate (36 of 37) from that group receiving a bachelor's degree.

In five years (2006-11) before Larrañaga's arrival...

- Miami tied for the 10th-most ACC victories with 29.
- Miami ranked seventh in the ACC with 95 total wins.
- Miami was 1-14 combined against Duke and North Carolina, including 0-6 on the road.



Kameron McGusty turned in one of the best years in program history, claiming First Team All-ACC, NABC First Team All-District 2, ACC All-Tournament First Team, NCAA Tournament All-Midwest Region and Senior CLASS Award finalist accolades. Isaiah Wong earned his second straight Third Team All-ACC plaudit, while Charlie Moore picked up ACC All-Defensive Team and All-ACC Honorable Mention recognition. After the season, Miami welcomed a second straight consensus top-25 recruiting class, this one with three top-150 recruits.

In the COVID-condensed 2020-21 season, Larrañaga's team led all Power Five schools in games missed due to injury with 113, severely hampering Miami's abilities and limiting the team to just six scholarship players for the final quarter of the year. However, the Hurricanes still managed to record some notable wins, including rallying from an 18-point halftime deficit to defeat Purdue for the program's largest second-half comeback since the rebirth. Larrañaga logged his 665th victory with a triumph at NC State, passing John Wooden on the all-time wins list. The Hurricanes' run to the ACC Tournament quarterfinals included upsetting fifth-seeded Clemson to give Larrañaga his 200th win at Miami and make him 17th individual to reach that figure while at an ACC school. Miami also earned home victories over Duke and No. 16/18 Louisville, the latter behind 30 points from Isaiah Wong, who earned Third Team All-ACC recognition after the season.

The Hurricanes finished just one game under .500 in 2019-20, posting a 15-16 mark despite six different players missing a combined 47 games due to injury. Miami did not have double-digit scholarship players available at any point and played with fewer than nine in 11 outings, including with just six once. Junior Chris Lykes placed top-10 in the ACC in scoring for the second year in a row and earned all-league honorable mention status. The Hurricanes went 3-1 in overtime games, including winning at Virginia Tech in the first 3OT affair in program history. Miami also notched an 81-79 road win at Illinois, which ended the season in the top 25, to give Larrañaga his 650th victory.

Miami's four-year postseason streak came to an end in 2018-19 as it played much of the season with just seven healthy scholarship players. Five individuals averaged double digits in the scoring column, including sophomore Chris Lykes placing ninth in the ACC at 16.2 points per game. After the season, Miami had a player selected in the NBA Draft for the third year in a row, as Dewan Hernandez went No. 59 overall, joining Duke as the lone schools in the ACC with a player picked each year from 2017 to 2019.

Miami played in its fourth NCAA Tournament in the past six years in 2017-18, claiming a No. 6 seed in the South Region. The Hurricanes tied for third in the ACC

and finished the season with a 22-10 mark, including an 11-7 record in conference play. The Canes were nationally ranked for 15 weeks, reaching as high as No. 6 in the polls.

Freshman Lonnie Walker IV was named Honorable Mention All-ACC, becoming the first freshman all-conference honoree in program history. He also was named to the ACC All-Freshman Team. Miami earned road wins over then-No. 12 Minnesota and then-No. 9 North Carolina, the fourth straight year and the sixth time in Larrañaga's seven seasons that the Canes defeated two or more top-15 teams.

The Hurricanes finished the 2016-17 season 21-12 overall and tied for seventh in the ACC, posting a 10-8 record in the league. Miami earned an at-large bid in the NCAA Tournament, claiming the No. 8 seed in the Midwest Region. Miami defeated three ranked teams, downing No. 9 North Carolina and No. 10 Duke in Coral Gables, as well as No. 18 Virginia on the road.

Nationally, the Canes were ranked No. 24 in scoring defense (64.1). Among conference teams, Miami was second in scoring defense, second in fewest fouls (15.6/g) and third in rebounding margin (+4.0).

Senior Davon Reed was the recipient of the 2017 Skip Prosser Award, presented annually to the top scholar-athlete in ACC men's basketball. Reed earned his degree in sports administration and double minors in communications and marketing. A 1,000-point scorer (1,343) at Miami, Reed was also named third team All-ACC and was listed on the ACC's All-Defensive Team.

Freshman guard Bruce Brown Jr., recorded a triple-double with 11 points, 11 rebounds and 10 assists against South Carolina State on Dec. 6, which was the second triple-double in program history at Miami. Brown was named to the All-ACC Academic Team.

The 2016-17 campaign was filled with career milestones for Larrañaga. He recorded his 600th career victory on Jan. 14 at Pitt, making him one of five ACC coaches with at least 600 wins. Larrañaga also coached his 1,000th career game on Feb. 1 against Florida State. Miami's victory against Georgia Tech was Larrañaga's 200th career game at UM, and with a 78-67 win over Columbia on Dec. 28, 2016, the University of Miami men's basketball program earned its 1,000th program victory.

In back-to-back seasons, Larrañaga and his staff signed the top recruiting class in program history. For the 2017-18 campaign, the staff inked three ESPN Top 100 players in McDonald's All-American and Jordan Brand Classic All-American guard Lonnie Walker (No. 13), guard Chris Lykes (48) and forward Deng Gak (94) as well as New Zealander Sam Waardenburg.

In 2016 the staff signed McDonald's All-American Dewan Huell, Jordan Brand Classic All-American Bruce Brown Jr., Australian standout Dejan Vasiljevic

and Rodney Miller from national powerhouse Oak Hill Academy (Va.). The group was named one of the top 2016 classes in the country, with 247Sports ranking the class No. 9, Scout at No. 10, ESPN at No. 13 and Rivals at No. 13.

The 2015-16 Hurricanes played their way into the NCAA Tournament's Sweet 16 for the second time in four seasons, and just the third time in school history. Miami ended the season ranked No. 10 by the Associated Press and No. 8 in the USA Today Coaches Poll. The Canes were ranked in the polls a school-record 18 straight weeks and ranked in the top 15 for a school-record 14 weeks.

Miami's 27 wins were the second-most victories in school history, behind 29 in the 2012-13 season. The Hurricanes finished 13-5 in ACC action, tied for second place in the league and posted a perfect 9-0 mark at home in conference play. During the campaign, UM defeated five ranked teams: No. 3 Virginia, No. 11 Louisville, No. 16 Utah, No. 22/20 Butler and No. 24/20 Duke, with back-to-back wins over Virginia and Louisville.

Larrañaga was recognized as the 2015-16 USBWA District IV Coach of the Year and ACC Coach of the Year, while Sheldon McClellan was named to the USBWA All-District Team and three players – McClellan, Tonye Jekiri and Angel Rodriguez – were named All-ACC. Jekiri was also on the ACC Defensive Team and Davon Reed was honored on the All-ACC Academic Team. All four seniors from the squad graduated from the University of Miami.

In 2014-15 Larrañaga led the Hurricanes to the championship game of the NIT, coaching in his home state of New York. It was Larrañaga's first time competing as a head coach in Madison Square Garden and Miami's first time playing in the month of April. The Hurricanes' 25-13 record marked the second-most victories at the school, behind UM's 29 in 2012-13 and Larrañaga's fourth 25-win season as a head coach. In January, the Canes downed eventual national champion then-No. 4 Duke, 90-74, at Cameron Indoor Stadium, the only team to defeat Duke at home this season. Miami also defeated No. 8/7 Florida and Syracuse on their home courts, two of Miami's 10 regular-season wins away from home. The Canes ranked 13th in the country in turnovers per game (10.1) and were 22nd in the nation with a 74.6 percent clip at the free throw line. Miami finished the season sixth in the ACC after being projected to finish 10th. Junior forward Tonye Jekiri was named to the All-ACC Defensive Team and third in voting for ACC Most Improved Player, and along with classmates Sheldon McClellan and Angel Rodriguez, all three were honorable mentions to the All-ACC team.

Returning just 13 percent of the team's scoring, 15 percent of rebounding and no starters from the

championship season, Larrañaga led the 2013-14 Hurricanes to a 17-16 record with a 10th-place, 7-11 mark in the ACC. After starting the year No. 175 in field goal defense, the Canes ended the year No. 39 in the NCAA in the category. The Canes sent five games to overtime, played 13 games that were decided by five points or fewer and won five of its last eight games to post UM's seventh-straight winning season. Five more seniors graduated under Larrañaga's watch, with the sixth senior earning both his bachelor's and master's degrees the next spring.

In 2012-13, Larrañaga helped Miami to a No. 2 national ranking by both the AP and USA TODAY and a No. 2 seed in the NCAA tournament. At the time, he was the 10th coach in the last 10 years to lead two top-10 programs, as Miami was No. 2 on Feb. 18, 2013, and George Mason was No. 8 in the final Top 25 poll in 2006.

Larrañaga directed the Canes to a 27-point win over No. 1 Duke and three other 20-plus point wins over ACC opponents that season, including North Carolina (+26), Florida State (+24) and Boston College (+22). UM's 29 overall and 15 ACC wins in 2012-13 stand as program-bests, as was the 14-game winning streak and 13-0 start in conference play. Other program firsts included defeating all three teams in the North Carolina Triangle in the same season, beating a trio of teams in the Top 20 since joining the ACC and hosting five home sellouts at the BankUnited Center.

Individually, Shane Larkin earned the ACC Player of the Year and Lute Olson National Player of the Year awards, as well as All-American status and finalist nods for the Bob Cousy, John Wooden and James Naismith player of the year honors before declaring early for the 2013 NBA Draft. Larkin was also the ACC Tournament MVP, on the ACC All-Defensive Team and a Defensive All-American. Durand Scott was the ACC Defensive Player of the Year, three players – Larkin, Scott and Kenny Kadji – were listed on all-conference teams and four were on the ACC All-Tournament Team – Larkin, Scott, Julian Gamble and Trey McKinney Jones.

All six seniors on the Sweet 16 team earned degrees from the University of Miami and one player was listed on the All-ACC Academic Team.

In Larrañaga's first year at Miami in 2011-12, the Canes earned an NIT bid and posted a 20-13 record, making Larrañaga the first Miami head coach to record 20 wins in his inaugural season in Coral Gables. Under the new coaching staff, UM won nine games in conference play, the first time Miami posted a winning record in ACC play since joining the conference for the 2004-05 season. The Canes tied for fourth in the ACC, another program-best accomplishment.

On Feb. 5, 2012, Larrañaga did what no other hoops coach at Miami had done when he took the



Canes into Cameron Indoor Stadium and defeated No. 7 Duke. The Canes downed the Blue Devils 78-74 in overtime that afternoon, led by 27 points and 12 rebounds from Reggie Johnson, and received votes in the next AP Poll for the first time since 2010. Gaining momentum, Miami then beat No. 15 Florida State at home in front of a packed house, UM's first win over FSU since 2009.

Three players earned postseason recognition in Larrañaga's first season, as Kenny Kadji was selected to the All-ACC Third Team, Durand Scott was voted an honorable mention performer and Shane Larkin earned a spot on the ACC All-Freshman Team.

George Mason

Larrañaga came to Miami after serving as the head coach at George Mason for 14 seasons. He guided the program to five NCAA Tournament appearances (1999, 2001, 2006, 2008, 2011), including an unprecedented run to the 2006 Final Four that captured the nation's attention, as the Patriots defeated Michigan State, North Carolina, Wichita State and UConn along the way. Following that run, Larrañaga was selected the 2006 Clair Bee National Coach of the Year.

Larrañaga built the GMU Patriots' program into a perennial contender in the highly-regarded Colonial Athletic Association, winning more games than any other coach in program and conference history (273) en route to three conference titles (1999, 2001, 2008).

A two-time CAA Coach of the Year honoree, Larrañaga earned the accolade in 2011, leading the Patriots to a 27-7 overall record and 16-2 conference mark, including the CAA regular-season title and their fifth NCAA Tournament appearance under his leadership. Seeded a program-best eighth in the NCAA Tournament, George Mason rallied from a double-digit deficit to defeat ninth-seeded Villanova, 61-57, before falling to overall No. 1 seed Ohio State in the round of 32.

Larrañaga's George Mason teams were known for their offensive efficiency and a frenetic defense dubbed the "Scramble." In Larrañaga's last season at George Mason, his Patriots, who were ranked 24th in the final RPI, finished the season 11th in the nation in three-point field goal percentage (39.5), 18th in scoring margin (10.3), 22nd in turnovers (11.1), 26th in assist-to-turnover ratio (1.28) and 37th in scoring defense (62.5). During its 16-game win streak – which catapulted Mason to No. 25 in the ESPN/USA Today Coaches Poll on Feb. 28 – all but four victories came by a double-digit margin.

Larrañaga became Mason's all-time leader in men's basketball victories with his 131st win on January 22, 2005, with a 77-58 triumph at James Madison. He became the CAA's all-time leader in wins on February

4, 2006, when the Patriots defeated UNC Wilmington. His Mason teams went 182-89 in CAA play.

In 2006, Larrañaga became the first coach at a mid-major school to take his team to the Final Four in 27 years and earned the CAA's first NCAA tournament at-large berth in 20 years. Along the way, he led Mason to a school record in wins, its first-ever national ranking, its first-ever appearance in the Top 10 and its first wins over Top 10 teams.

The Patriots finished the year with a 27-8 record and a No. 8 ranking in the final USA Today/ESPN Coaches Poll. Earlier that season, Mason cracked the polls at No. 25, but NCAA tournament wins over Michigan State, No. 10 North Carolina, Wichita State and No. 2 Connecticut vaulted Mason up the poll and into the national conscience while making Larrañaga a household name.

After going 9-18 in his first year with the Patriots in 1997-98, Larrañaga guided the 1999 Patriots' squad to a 19-11 overall record and a 13-3 CAA mark. That season, he earned his first Coach of the Year accolades in the CAA and NABC District 4 after making a 10-game improvement and leading the program to its first-ever conference regular-season championship, its second CAA Tournament title and first NCAA Tournament appearance since 1989.

The Patriots followed that with another 19-11 overall mark in 1999-2000, tying for first place in the CAA at 12-4 and earning the top seed in the conference tournament. In 2000-01, the Patriots finished 18-12 overall and 11-5 in the CAA, good for a tie for second place, and they won the CAA Tournament title and advanced to the NCAA Tournament for the second time in three years. The Patriots produced another solid campaign with a 19-10 overall record (13-5 in the CAA) and an NIT berth in 2001-02. Mason's 2002-03 roster was hampered by injuries, but managed to pull together a 16-12 record (11-7 in the CAA) and a fourth-place CAA finish.

In 2003-04, Larrañaga led the Patriots to a 7-2 non-conference record and a school-record 23-win season, as Mason finished 23-10 on the year, its first 20-or-more win campaign in 14 years. Gaining an NIT berth (the Patriots' fourth postseason appearance in six years), Larrañaga led Mason to two consecutive postseason victories for the first time in school history.

Under Larrañaga, the Patriots won three CAA titles including the 2008 championship when Mason went 23-11. In his final four seasons, the Patriots appeared in the postseason all four years for the first time in Mason history, advancing to the NCAA Tournament in 2008, the NIT in 2009, the CollegeInsider.com Postseason Tournament in 2010 and again in the NCAA Tournament in 2011.

Bowling Green

The native of Bronx, N.Y., previously served as the head coach at Bowling Green for 11 seasons (1986-1997) and at Division II American International for two seasons (1977-79).

At Bowling Green, he made an immediate impact in his first season. In 1986-87, the Falcons were the nation's most improved team under a first-year head coach that took over a program with a losing record, posting a 15-14 record for an eight-game improvement over the previous season. Larrañaga went on to record a 170-144 mark in 11 years at Bowling Green, earning 1997 Mid-American Conference Coach of the Year honors after leading Bowling Green to a 22-10 record, a conference regular season co-championship and a berth in the NIT. The 22 victories were the most by a Bowling Green team in 47 years and the 13 conference wins were the second-highest total in BGSU history.

Larrañaga's 170 victories at Bowling Green ranked second all-time on the Falcons' coaching list and he was only the second coach to record consecutive postseason appearances. Larrañaga led his squad to NIT berths in 1990 (18-11) and again in 1991 (17-13), the first time the Falcons enjoyed back-to-back postseason appearances since the early '60s. Bowling Green won better than 60 percent of its games in Larrañaga's last four years, recording a 70-44 mark during that stretch. The Falcons finished fourth or better in the MAC in five of Larrañaga's 11 seasons and he is among the winningest coaches in MAC history.

American International

Larrañaga received his first head coaching position in 1977 when he was named to the post at American International, a Division II program in Springfield, Mass. Taking over a team that had suffered through five consecutive losing seasons prior to his arrival, Larrañaga turned AIC into a winning program in his first year and compiled a 28-25 mark in two seasons.

Providence

A 1971 graduate of Providence College with a degree in economics, Larrañaga was a four-year letterman for the Friars. As the team captain in his senior season, he led Providence to a 20-8 record and an NIT appearance. He graduated as the school's fifth all-time leading scorer with 1,258 points and was selected in the sixth round of the draft by the Detroit Pistons of the National Basketball Association. He was the team's top scorer as a sophomore and junior and was named New England's Division I Sophomore of the Year in 1969. He was inducted into the Providence College Hall of Fame in 1991.

As An Assistant Coach

Larrañaga's first coaching opportunity came at Davidson College from 1971-76, serving as an assistant coach to Terry Holland. Davidson captured three Southern Conference regular-season championships and an NIT berth in his five years there, and he compiled a 47-12 record doubling as the freshman team coach. In 1976, he left Davidson and spent one season as player-coach for the Geronimo Basketball Club in Belgium.

After his two-year stint at American International, Larrañaga was reunited with Holland at the University of Virginia in April 1979. An assistant coach under Holland at UVA for seven seasons from 1979-86, he helped the Cavaliers reach the NCAA Final Four on two occasions (1981 and 1984), finish in the top five of the AP and UPI polls and average more than 24 victories per season. The Cavaliers were 169-62, won three regular-season Atlantic Coast Conference championships and made four NCAA Tournament appearances in that span. Virginia also made a pair of NIT appearances, winning the NIT Championship in 1980. Larrañaga was on the staff during the careers of three-time National Player of the Year Ralph Sampson and NBA first-round draft choice Olden Polynice.

Personal

Larrañaga, 73, and his wife, Liz, have two sons and four grandchildren. Their son Jay played for his father at Bowling Green, was the head coach of the NBDL's Erie Bayhawks, and is now an assistant coach with the Los Angeles Clippers. Jon was a member of his father's George Mason teams from 1999-2003, earning first team Academic All-America honors for NCAA Division I-AAA schools.



THE LARRAÑAGA FILE

COACHING EXPERIENCE

Head Coach

2011-present Miami
1997-2011 George Mason
1986-97 Bowling Green
1977-79 American International

Assistant Coach

1979-86 Virginia
1971-76 Davidson

Player/Coach

1977 Geronemo Basketball Club (Belgium)

Years	Team	Record	W/L Pct.
2 years	American International	27-26	.509
11 years	Bowling Green	170-144	.541
14 years	George Mason	273-164	.625
12 years	Miami	255-149	.631
39 years		725-483	.600

NCAA APPEARANCES

1999 - George Mason
2001 - George Mason
2006 - George Mason (Final Four)
2008 - George Mason
2011 - George Mason (Round of 32)
2013 - Miami (Sweet 16)
2016 - Miami (Sweet 16)
2017 - Miami
2018 - Miami
2022 - Miami (Elite Eight)
2023 - Miami (Final Four)

NIT APPEARANCES

1990 - Bowling Green
1991 - Bowling Green
1997 - Bowling Green
2002 - George Mason
2004 - George Mason
2009 - George Mason
2012 - Miami
2015 - Miami (Final)

CIT APPEARANCES

2010 - George Mason

PLAYING CAREER

Geronemo Basketball Club (Belgium) 1976-77
Drafted: 6th round of 1971 NBA Draft by Detroit Pistons
Providence College, 1967-71
Archbishop Molloy, 1963-67

COACHING HONORS

- Naismith Memorial Basketball HOF nominee (2023)
- UM Sports Hall of Fame & Museum (2023)
- AP, Naismith, USBWA Henry Iba & Rupp National Coach of the Year (2013)
- Clair Bee National Coach of the Year (2006)
- NABC District 2 Coach of the Year (2013)
- USBWA District IV Coach of the Year (2013, 2016)
- ACC Coach of the Year (2013, 2016)
- CAA Coach of the Year (1999, 2011)
- MAC Coach of the Year (1997)
- 11 NCAA Tournament appearances (1999, 2001, '06, '08, '11, '13, '16, '17, '18, '22, '23)
- Five Sweet 16 appearances (2006, '13, '16, '22, '23)
- Three Elite Eight appearances (2006, '22, '23)
- Two Final Four appearances (2006, '23)
- Eight postseason NIT appearances (1990, '91, '97, 2002, '04, '09, '12, '15)
- One CIT appearance (2010)
- 14 20-win seasons (eight at Miami)
- Seven 25-win seasons (five at Miami)
- 23 10-win conference seasons (seven at Miami)
- Seven conference regular season titles (two at Miami)
- Four conference tournament titles (one at Miami)

ENTERING THE 2023-24 SEASON

- No. 7 on NCAA's list of winningest active DI coaches
- No. 30 on NCAA's list of all-time winningest coaches

(min. five years DI experience)

- No. 12 on ACC's list of all-time winningest coaches (third among active coaches)
- Only coach in NCAA history with 100-plus conference wins at three DI schools and/or in three DI leagues
- One of four coaches (three active) in NCAA history with 150-plus wins at three DI schools
- One of seven coaches (three active) in NCAA history with 250-plus wins at two DI schools

PERSONAL

Hometown: Bronx, N.Y.

Born: Oct. 2, 1949

Wife: Liz;

Sons: Jay and Jon

Grandchildren: Tia, James, Jon Temple and Henry

Education: Providence College, 1971, B.A. Economics
Archbishop Molloy High School, 1967

NOTABLE NBA PLAYERS/DRAFTEES COACHED

Lance Blanks	Frank Booker	Bruce Brown Jr.
Rick Carlisle	Antonio Daniels	Dewan Hernandez
DeQuan Jones	Jeff Jones	Andrew Kennedy
Jeff Lamp	Shane Larkin	Lewis Latimore
Sheldon Mac	Jordan Miller	Trey McKinney Jones
Jason Miskiri	Olden Polynice	Lee Raker
Davon Reed	Ralph Sampson	Tom Sheehy
Clinton Venable	Lonnie Walker IV	Othell Wilson
Ricky Wilson	Isaiah Wong	

STUDENT-ATHLETE HONORS

At Miami

- Once NCAA Tournament All-Region MOP
- One ACC Defensive Player of the Year
- One ACC Skip Prosser Award winner (ACC scholar-athlete of the year)
- One ACC Tournament MVP
- Two All-Americans
- Two ACC Players of the Year
- Two ACC All-Rookie Team members
- Three USBWA All-District IV selections
- Four NCAA Tournament All-Region Team selections
- Five Senior CLASS Award candidates
- Six Preseason All-ACC honorees
- Seven NABC All-District 2 choices
- Seven ACC-All-Defensive Team members
- Eight ACC Rookie of the Week selections
- 10 NBA players (seven drafted)
- 10 ACC All-Tournament team honorees
- 10 NABC Honors Court designees
- 12 ACC Player of the Week choices
- 15 All-ACC Academic Team selections
- 24 All-ACC honorees

Prior to Miami

- Two All-Americans
- Two MAC Freshman of the Year designees
- Three Dean Ehlers Award winners (CAA player who best meets criteria of academic achievement, leadership and community service)
- Four MAC All-Freshman Team selections
- Eight CAA All-Rookie Team honorees
- Nine CAA All-Defensive Team picks
- 12 All-MAC honorees
- 28 All-CAA selections



LARRAÑAGA YEAR-BY-YEAR

Year	School	Overall	Conference	Post Season
		W-L	W-L Finish	
1977-78	American International	14-13		
1978-79	American International	13-13		
1986-87	Bowling Green	15-14	10-6 3	
1987-88	Bowling Green	12-16	7-9 t-5	
1988-89	Bowling Green	13-15	6-10 t-6	
1989-90	Bowling Green	18-11	9-7 t-3	NIT 0-1
1990-91	Bowling Green	17-13	9-7 t-4	NIT 0-1
1991-92	Bowling Green	14-15	8-8 5	
1992-93	Bowling Green	11-16	8-10 t-6	
1993-94	Bowling Green	18-10	12-6 t-2	
1994-95	Bowling Green	16-11	10-8 t-5	
1995-96	Bowling Green	14-13	9-9 t-6	
1996-97	Bowling Green	22-10	13-5 t-1	NIT 0-1
1997-98	George Mason	9-18	6-10 6	
1998-99	George Mason	19-11	13-3 1	NCAA 0-1
1999-00	George Mason	19-11	12-4 t-1	
2000-01	George Mason	18-12	11-5 3	NCAA 0-1
2001-02	George Mason	19-10	13-5 2	NIT 0-1
2002-03	George Mason	16-12	11-7 4	
2003-04	George Mason	23-10	12-6 3	NIT 2-1
2004-05	George Mason	16-13	10-8 6	
2005-06	George Mason	27-8	15-3 t-1	NCAA 4-1
2006-07	George Mason	18-15	9-9 5	
2007-08	George Mason	23-11	12-6 2	NCAA 0-1
2008-09	George Mason	22-11	13-5 2	NIT 0-1
2009-10	George Mason	17-15	12-6 4	CIT 0-1
2010-11	George Mason	27-7	16-2 1	NCAA 1-1
2011-12	Miami	20-13	9-7 t-4	NIT 1-1
2012-13	Miami	29-7	15-3 1	NCAA 2-1
2013-14	Miami	17-16	7-11 10	
2014-15	Miami	25-13	10-8 t-6	NIT 4-1
2015-16	Miami	27-8	13-5 t-2	NCAA 2-1
2016-17	Miami	21-12	10-8 t-7	NCAA 0-1
2017-18	Miami	22-10	11-7 t-3	NCAA 0-1
2018-19	Miami	14-18	5-13 t-11	
2019-20	Miami	15-16	7-13 t-10	n/a
2020-21	Miami	10-17	4-15 13	
2021-22	Miami	26-11	14-6 4	NCAA 3-1
2022-23	Miami	29-8	15-5 t-1	NCAA 4-1
Overall		725-483	386-265	23-20

WINNINGEST ACTIVE COACHES AT DIVISION I SCHOOLS MIN. 700 WINS

Rank	Name	Wins
1.	Cliff Ellis, Coastal Carolina	828
2.	John Calipari, Kentucky	790
3.	Bill Self, Kansas	787
4.	Rick Barnes, Tennessee	779
5.	Kelvin Sampson, Houston	732
6.	Dana Altman, Oregon	731
7.	Jim Larrañaga, Miami	725
8.	Rick Pitino	711

TOP 50 WINNINGEST HEAD COACHES OF ALL-TIME

(Minimum five seasons in Division I;
Entering 2023-24 season)

Name	Total Wins
1. Mike Krzyzewski	1,202
2. Jim Boeheim	1,015
3. Bob Huggins	935
4. Jim Calhoun	920
5. Roy Williams	903
6. Bob Knight	902
7. Dean Smith	879
8. Adolph Rupp	876
9. Jim Phelan	830
10. Cliff Ellis	828
11. Rollie Massimino	816
12. Eddie Sutton	806
13. Rick Byrd	805
14. John Calipari	790
15. Bill Self	787
16. Lefty Driesell	786
17. Lute Olson	781
18. Rick Barnes	779
Lou Henson	779
20. Ed Diddle	759
21. Henry Iba	755
22. John Beilein	753
23. Bo Ryan	747
24. Phog Allen	746
25. John Chaney	741
26. Kelvin Sampson	732
27. Dana Altman	731
28. Norm Stewart	729
Jerry Tarkanian	729
30. Jim Larrañaga	725
31. Ray Meyer	724
32. Jerry Slocum	723
33. Don Haskins	719
34. Rick Pitino	711
35. Larry Hunter	702
36. Mark Few	688
37. Tom Izzo	687
38. Mike Montgomery	677
39. Greg Kampe	675
Denny Crum	675
41. Lon Kruger	674
42. Gary Williams	668
43. John Wooden	664
44. Steve Alford	657
Ralph Miller	657
46. Tom Penders	649
47. Gene Bartow	647
47. Tubby Smith	642
Jay Wright	642
50. Billy Tubbs	641

Bold = active

LARRAÑAGA VS. OPPONENTS ALL-TIME (1977-PRES.)

OPPONENT	REC.	FIRST MTG.	LAST	OPPONENT	REC.	FIRST MTG.	LAST
Akron	12-3	1986	11/21/14	Florida A&M	3-0	11/16/17	11/15/22
Alabama	1-1	3/21/15	11/28/21	Florida Atlantic	6-0	11/27/10	11/16/21
Alabama A&M	1-0	12/14/19	12/14/19	FGCU	1-2	11/22/11	12/12/20
Alabama State	1-0	1990	1990	FIU	2-0	11/27/06	12/21/07
American	11-0	1/17/98	12/5/05	Florida State	9-16	2/11/12	2/25/23
Amherst	1-1	1977	1978	Florida Southern	1-0	11/3/11	11/3/11
Appalachian State	1-0	12/30/11	12/30/11	Findlay	4-2	1986	1993
Arizona	0-1	12/23/12	12/23/12	Fordham	1-1	12/30/00	12/12/21
Arizona State	1-0	12/1/13	12/1/13	Fresno State	1-0	11/23/18	11/23/18
Arkansas State	0-1	1988	1988				
Army	1-0	1991	1991	Gardner-Webb	1-0	11/10/17	11/10/17
Assumption	0-2	1977	1978	George Washington	3-4	12/28/97	12/16/17
Auburn	1-0	3/20/22	3/20/22	Georgia Southern	2-0	1993	11/11/13
Austin Peay	1-0	3/19/04	3/19/04	Georgia State	8-2	12/2/05	3/5/11
				Georgia Tech	9-8	11/20/09	1/4/23
Ball State	8-15	1986	1997	Grambling	1-0	1986	1986
Bentley	0-2	1977	1978	Green Bay	0-3	1993	12/6/14
Bethune-Cookman	1-0	11/17/18	11/17/18				
Boston College	16-3	1/29/12	1/11/23	Hampton	3-1	12/21/05	11/24/10
Boston University	1-2	1987	12/5/17	Hartford	2-2	1977	12/4/03
Brandeis	1-1	1977	1978	Harvard	1-0	11/13/10	11/13/10
Bridgeport	1-1	1977	1978	Hawaii	2-0	12/22/12	12/22/17
Brown	1-0	11/17/08	11/17/08	Heidelberg	4-0	1986	1995
Bucknell	1-2	1/23/99	1/3/01	Hofstra	11-8	1/14/02	2/2/11
Buffalo	1-0	3/17/16	3/17/16	Holy Cross	2-0	12/27/05	12/21/06
Butler	3-0	1989	11/22/15	Houston	1-0	3/24/23	3/24/23
				Houston Baptist	1-0	12/19/18	12/19/18
Cal State Fullerton	1-0	11/29/13	11/29/13	Howard	3-0	11/18/97	11/14/14
Campbell	1-0	12/29/18	12/29/18				
Canisius	2-1	12/30/86	11/9/21	Illinois	3-0	3/24/13	12/2/19
Central Connecticut	1-2	1977	1978	Indiana	2-1	1995	3/19/23
UCF	3-2	12/18/12	11/27/22	Indiana State	0-1	12/25/12	12/25/12
Central Michigan	12-12	1986	1996	Iona	2-0	11/29/03	12/22/04
Charleston	3-3	11/25/97	12/19/15	Iowa State	1-1	11/25/16	3/25/22
Charlotte	6-0	11/18/10	12/5/15				
Cincinnati	0-1	1989	1989	Jacksonville	3-0	1989	12/19/20
The Citadel	1-0	1995	1995	James Madison	26-7	1995	2/12/11
Clemson	10-6	1/18/12	2/4/23				
Cleveland State	2-4	1986	1992	Kansas	0-1	3/27/22	3/27/22
Coastal Carolina	2-0	12/4/99	12/20/00	Kansas State	1-0	11/22/07	11/22/07
Colgate	1-0	1996	1996	Kean	1-0	1978	1978
Columbia	1-0	12/28/16	12/28/16	Kent State	14-13	1986	1996
Connecticut	1-2	3/26/06	4/1/23	Kentucky	1-0	1988	1988
Coppin State	5-0	11/27/99	12/21/19				
Cornell	1-0	12/7/22	12/7/22	La Salle	5-0	1/2/13	11/22/18
Creighton	1-3	11/22/05	12/12/09	Lafayette	1-0	11/7/23	11/7/23
				Lehigh	1-0	11/9/18	11/9/18
Dartmouth	1-0	11/15/09	11/15/09	Liberty	4-1	12/30/07	12/11/10
Davidson	1-1	1986	1987	Lipscomb	1-0	12/8/21	12/8/21
Dayton	1-4	11/17/07	11/25/21	Louisiana	1-0	11/16/15	11/16/15
Defiance	7-0	1987	1995	Louisiana Tech	0-1	1991	1991
Delaware	18-6	11/23/99	1/24/11	Louisville	6-6	2/3/15	2/11/23
Detroit	4-7	1987	11/24/12	Lowell	1-0	1978	1978
Drake	1-0	3/17/23	3/17/23	Loyola Chicago	0-1	3/15/18	3/15/18
Drexel	13-6	12/21/99	11/20/14	Loyola (MD)	4-0	1993	12/30/13
Duke	8-11	12/9/06	3/10/23				
Duquesne	4-1	12/31/01	12/22/10	Manhattan	2-0	2/19/05	11/26/05
				Marquette	0-1	3/28/13	3/28/13
East Carolina	10-2	1/3/98	11/22/08	Maryland	2-7	12/27/99	11/20/22
Eastern Kentucky	0-2	1987	12/19/14	Massachusetts	3-0	1977	12/1/12
Eastern Michigan	10-15	1986	1996	McNeese State	1-1	12/18/03	12/30/04
				Memphis	0-2	11/13/04	12/6/11
Fairfield	1-3	11/21/98	3/16/10	Merrimack	2-0	1977	1978
Florida	2-3	4/1/06	11/22/19	Miami (Ohio)	11-16	1986	11/19/01



LARRAÑAGA VS. OPPONENTS ALL-TIME (1977-PRES.)

OPPONENT	REC.	FIRST MTG.	LAST	OPPONENT	REC.	FIRST MTG.	LAST
Michigan	0-2	1986	1987	St. Peter's	1-1	1990	1991
Michigan State	4-4	1988	3/17/17	Santa Clara	0-1	12/29/00	12/29/00
Middle Tennessee	1-0	12/25/17	12/25/17	Savannah State	2-0	12/19/13	12/8/14
Minnesota	1-1	3/19/12	11/29/17	Seton Hall	0-1	11/25/18	11/25/18
Mississippi	1-1	12/1/01	11/30/02	Siena	2-4	1977	1990
Mississippi State	3-1	1996	11/19/15	South Alabama	1-0	11/28/14	11/28/14
Missouri State	1-0	11/21/19	11/21/19	South Carolina	1-0	11/25/07	11/25/07
Monmouth	1-0	1978	1978	South Carolina State	1-0	12/6/16	12/6/16
Morehead State	2-0	11/21/03	12/30/04	Southern Cal	1-0	3/18/22	3/18/22
Mount St. Mary's	1-0	11/25/08	11/25/08	Southern Connecticut	2-1	1977	1978
Navy	1-0	11/12/17	11/12/17	Southern Illinois	0-2	12/8/01	11/24/02
Nebraska	2-3	1990	12/01/15	Southwest Missouri	1-0	1996	1996
New Haven	1-1	1977	1978	Springfield	1-3	1977	1978
New Mexico	0-1	11/13/00	11/13/00	Stanford	1-1	4/2/15	11/24/16
New Mexico State	0-1	12/23/17	12/23/17	Stephen F. Austin	1-0	11/13/18	11/13/18
New Orleans	0-1	12/20/97	12/20/97	Stetson	3-0	11/9/12	12/20/21
Niagara	2-0	11/17/01	12/7/02	Syracuse	7-7	1995	11/16/23
Norfolk State	1-0	2/1/14	2/1/14	Temple	2-0	3/31/15	12/17/19
North Adams	2-0	1977	1978	Tennessee	1-0	3/17/04	3/17/04
North Carolina	9-11	12/7/03	2/13/23	Tennessee Tech	1-0	11/11/11	11/11/11
NC Central	1-0	3/17/15	3/17/15	Texas	1-1	1986	3/26/23
UNC Greensboro	2-0	1/2/12	11/11/22	UT Rio Grande Valley	1-0	11/13/15	11/13/15
NC State	10-10	11/19/10	1/14/23	Texas Southern	1-0	11/14/13	11/14/13
UNC Wilmington	19-15	1/5/98	12/4/10	Tiffin	3-0	1993	1996
Northeastern	10-7	1977	11/27/15	Toledo	17-10	1986	1996
North Florida	4-0	11/19/11	11/29/20	Towson	17-0	1/5/02	1/27/11
North Texas	1-0	11/26/21	11/26/21	Tulane	1-1	12/22/08	11/28/09
Northern Illinois	2-1	1995	1997	UC Irvine	1-0	11/10/05	11/10/05
Northern Iowa	1-0	2/19/11	2/19/11	UMBC	1-0	12/12/99	12/12/99
Notre Dame	6-8	3/20/08	12/30/22	Utah	1-0	11/20/15	11/20/15
Ohio	6-3	1988	1996	Valparaiso	1-0	3/14/12	3/14/12
Ohio State	1-3	1986	3/20/11	Vanderbilt	0-1	1992	1992
Ohio University	10-9	1986	1994	VCU	14-15	1/10/98	3/6/11
Old Dominion	16-14	1/14/98	2/5/11	Vermont	2-0	11/9/07	11/15/08
Ole Miss	0-1	11/25/11	11/25/11	Villanova	1-4	11/16/98	3/24/16
Oregon	0-1	3/23/04	3/23/04	Virginia	4-12	11/22/97	12/20/22
Pacific	1-0	3/22/13	3/22/13	Virginia Tech	17-10	2/9/12	2/21/23
Penn	1-1	12/4/18	12/4/18	VMI	1-0	12/22/09	12/22/09
Penn State	2-5	1991	12/1/21	Wagner	1-0	1987	1987
Pittsburgh	10-5	12/28/02	3/4/23	Wake Forest	11-6	11/25/05	3/9/23
Portland	2-0	1994	11/20/98	West New England	2-0	1977	1978
Princeton	2-0	12/29/15	12/2/17	West Virginia	0-2	1997	12/10/11
Providence	1-2	1989	11/19/22	Western Carolina	1-0	11/11/16	11/11/16
Purdue	2-1	1996	12/8/20	Western Kentucky	1-1	1990	1991
Purdue Fort Wayne	1-0	11/11/04	11/11/04	Western Michigan	14-8	1986	1996
Quinnipiac	2-1	1977	11/16/19	Westfield State	4-0	1977	1978
Radford	4-1	12/10/05	11/24/10	Wichita State	3-1	2/18/06	3/19/16
Richmond	5-5	1/28/98	3/24/15	William & Mary	19-6	1/21/98	1/29/11
Rider	1-1	1992	12/11/99	Winthrop	1-0	12/28/01	12/28/01
Rutgers	3-1	11/15/11	11/30/22	Wisconsin	0-1	1990	1990
Sacred Heart	1-3	1977	1978	Wofford	1-1	11/21/10	12/3/16
St. Anselm's	2-0	1977	1978	Worc. Poly. Tech.	1-0	1977	1977
St. Bonaventure	2-0	12/23/03	12/28/04	WPI	0-1	1978	1978
St. Francis (PA)	1-0	12/17/23	12/17/23	Wright State	5-1	1987	1996
St. Francis Brooklyn	1-2	12/2/97	11/23/22	Xavier	0-2	1988	1989
St. John's	0-1	1994	1994	Yale	0-1	12/1/18	12/1/18
St. Joseph's	0-1	3/12/02	3/12/02	Youngstown State	4-0	1988	1991
St. Michael's	1-1	1977	1978				

LARRAÑAGA VS. OPPONENTS AT MIAMI

COACHES & STAFF

ACC SCHOOL	REC.	FIRST MTG.	LAST
Boston College	16-3	1/29/12	1/11/23
Clemson	10-6	1/18/12	2/4/23
Duke	8-10	2/5/12	3/10/23
Florida State	9-16	2/11/12	2/25/23
Georgia Tech	9-7	1/24/12	1/4/23
Louisville	6-6	2/3/15	2/11/23
North Carolina	8-10	1/10/12	2/13/23
NC State	10-9	1/22/12	1/14/23
Notre Dame	6-6	2/19/14	12/30/22
Pittsburgh	10-4	2/5/14	3/4/23
Syracuse	7-6	1/4/14	1/16/23
Virginia	4-11	1/7/12	12/20/22
Virginia Tech	17-10	2/9/12	2/21/23
Wake Forest	11-5	2/18/12	3/9/23
Previously in the ACC			
Maryland	2-3	2/1/12	11/20/23

includes one game after ACC departure

SCHOOL	REC.	FIRST MTG.	LAST
Akron	1-0	11/21/14	11/21/14
Alabama	1-1	3/21/15	11/28/21
Alabama A&M	1-0	12/14/19	12/14/19
Appalachian State	1-0	12/30/11	12/30/11
Arizona	0-1	12/23/12	12/23/12
Arizona State	1-0	12/1/13	12/1/13
Auburn	1-0	3/20/22	3/20/22
Bethune-Cookman	1-0	11/17/18	11/17/18
Boston University	1-0	12/5/17	12/5/17
Buffalo	1-0	3/17/16	3/17/16
Butler	1-0	11/22/15	11/22/15
Cal State Fullerton	1-0	11/29/13	11/29/13
Campbell	1-0	12/29/18	12/29/18
Canisius	1-0	11/9/21	11/9/21
UCF	3-2	12/18/12	11/27/22
Charlotte	5-0	12/22/11	12/5/15
College of Charleston	3-0	11/18/13	12/19/15
Columbia	1-0	12/28/16	12/28/16
Connecticut	0-2	11/24/19	4/1/23
Coppin State	1-0	12/21/19	12/21/19
Cornell	1-0	12/7/22	12/7/22
Dayton	0-1	11/25/21	11/25/21
Detroit	1-0	11/24/12	11/24/12
Drake	1-0	3/17/23	3/17/23
Drexel	1-0	11/20/14	11/20/14
Eastern Kentucky	0-1	12/19/14	12/19/14
Florida	2-2	11/17/14	11/22/19
Florida A&M	3-0	11/16/17	11/15/22
Florida Atlantic	5-0	12/17/11	11/16/21
FGCU	1-2	11/22/11	12/12/20
Fordham	1-0	12/12/21	12/12/21
Fresno State	1-0	11/23/18	11/23/18
Gardner-Webb	1-0	11/10/17	11/10/17
George Washington	2-1	11/28/13	12/16/17
Georgia Southern	1-0	11/11/13	11/11/13
Green Bay	0-1	12/6/14	12/6/14
Hawaii	2-0	12/22/12	12/22/17
Houston	1-0	3/24/23	3/24/23
Houston Baptist	1-0	12/19/18	12/19/18
Howard	1-0	11/14/14	11/14/14
Illinois	3-0	3/24/13	12/2/19
Indiana	1-0	3/19/23	3/19/23

SCHOOL	REC.	FIRST MTG.	LAST
Indiana State	0-1	12/25/12	12/25/12
Iowa State	1-1	11/25/16	3/25/22
Jacksonville	2-0	11/16/12	12/19/21
Kansas	1-0	3/27/22	3/27/22
La Salle	4-0	1/2/13	11/22/18
Lafayette	1-0	11/7/23	11/7/23
Lehigh	1-0	11/9/18	11/9/18
Lipscomb	1-0	12/8/21	12/8/21
Louisiana	1-0	11/16/15	11/16/15
Loyola (MD)	1-0	12/30/13	12/30/13
Loyola Chicago	0-1	3/15/18	3/15/18
Marquette	0-1	3/28/13	3/28/13
Maryland	2-2	2/1/12	1/29/14
Massachusetts	2-0	12/3/11	12/1/12
Memphis	0-1	12/6/11	12/6/11
Michigan State	1-0	11/28/12	11/28/12
Middle Tennessee	1-0	12/25/17	12/25/17
Minnesota	1-1	3/19/12	11/29/17
Mississippi State	1-0	11/19/15	11/19/15
Missouri State	1-0	11/21/19	11/21/19
Navy	1-0	11/12/17	11/12/17
Nebraska	1-1	12/4/13	12/1/15
New Mexico State	0-1	12/23/17	12/23/17
Norfolk State	1-0	2/1/14	2/1/14
NC Central	1-0	3/17/15	3/17/15
UNC Greensboro	2-0	1/2/12	11/11/22
North Florida	4-0	11/19/11	11/29/20
North Texas	1-0	11/26/21	11/26/21
Northeastern	0-1	11/27/15	11/27/15
Ole Miss	0-1	11/25/11	11/25/11
Pacific	1-0	3/22/13	3/22/13
Penn	1-1	12/4/18	12/4/18
Penn State	1-0	12/1/21	12/1/21
Princeton	2-0	12/29/15	12/2/17
Providence	1-1	12/22/14	11/19/22
Purdue	1-1	11/29/11	12/8/20
Quinnipiac	1-0	11/16/19	11/16/19
Richmond	1-0	3/24/15	3/24/15
Rutgers	3-1	11/15/11	11/30/22
St. Francis (PA)	1-0	12/17/22	12/17/22
St. Francis Brooklyn	1-1	11/8/13	11/23/22
Savannah State	2-0	12/19/13	12/8/14
Seton Hall	0-1	11/25/18	11/25/18
South Alabama	1-0	11/28/14	11/28/14
South Carolina State	1-0	12/6/16	12/6/16
Southern Cal	1-0	3/18/22	3/18/22
Stanford	1-1	4/2/15	11/24/16
Stephen F. Austin	1-0	11/13/18	11/13/18
Stetson	3-0	11/9/12	12/20/21
Temple	2-0	3/31/15	12/17/19
Tennessee Tech	1-0	11/11/11	11/11/11
Texas	1-0	3/26/23	3/26/23
UT Rio Grande Valley	1-0	11/13/16	11/13/16
Texas Southern	1-0	11/14/13	11/14/13
Utah	1-0	11/20/15	11/20/15
Valparaiso	1-0	3/14/12	3/14/12
Villanova	0-1	3/24/16	3/24/16
West Virginia	0-1	12/10/11	12/10/11
Western Carolina	1-0	11/11/16	11/11/16
Wichita State	1-0	3/19/16	3/19/16
Wofford	1-0	12/3/16	12/3/16
Yale	0-1	12/1/18	12/1/18

LARRAÑAGA MILESTONE VICTORIES

CAREER MILESTONES

#	Date	Opponent	Score	School
50	2/10/88	Miami (Ohio)	65-59	Bowling Green
100	2/23/91	Kent State	84-57	Bowling Green
150	12/22/94	at Ohio State	59-50	Bowling Green
200	12/27/97	Northeastern	66-60	George Mason
250	12/20/00	Coastal Carolina	81-65	George Mason
300	12/2/03	East Carolina	76-65	George Mason
350	1/26/06	William & Mary	81-58	George Mason
400	2/27/08	William & Mary	68-59	George Mason
450	12/8/10	Loyola (MD)	66-52	George Mason
500	1/5/13	at Georgia Tech	62-49	Miami
550	1/24/15	at Syracuse	66-62	Miami
600	1/14/16	at Pittsburgh	72-46	Miami
650	12/2/19	at Illinois	81-79	Miami
700	11/19/22	vs. Providence	74-64	Miami

MIAMI MILESTONES

#	Date	Opponent	Score
50	11/11/13	Georgia Southern	81-80 (OT)
100	12/19/15	College of Charleston	85-63
150	12/25/17	vs. Middle Tennessee	84-81
200	3/10/21	vs. Clemson	67-64
221	3/2/22*	at Boston College	71-69
250	3/4/23^	Pittsburgh	78-76

* Broke program all-time wins record

^ Postgame celebration shown below





BILL COURTNEY

Associate Head Coach | Fifth Season at Miami (28th Overall)

PERSONAL

Hometown Alexandria, Va.
Education Bucknell, 1992
 Bachelor's: education
Family Wife: Gina
 Sons Billy, Derek

COACHING EXPERIENCE

Miami
 Associate Head Coach, 2022-present
 Assistant Coach, 2019-21
DePaul
 Assistant Coach, 2017-19
Cornell
 Head Coach, 2010-16
Virginia Tech
 Assistant, 2009-10
Virginia
 Assistant, 2006-09
Providence
 Assistant, 2005-06
George Mason
 Assistant, 1997-2005
Bowling Green
 Assistant, 1996-97
American
 Assistant, 1995-96

NCAA APPEARANCES

1999 - George Mason
 2001 - George Mason
 2007 - Virginia
 2022 - Miami (Elite Eight)
 2023 - Miami (Final Four)

NIT APPEARANCES

1997 - Bowling Green
 2002 - George Mason
 2004 - George Mason
 2010 - Virginia Tech

CBI APPEARANCES

2008 - Virginia (Semifinals)
 2019 - DePaul (Runner-Up)

PROMINENT PLAYERS COACHED

Antonio Daniels - Bowling Green
 Malcolm Delaney - Virginia Tech
 George Evans - George Mason
 Herbert Hill - Providence
 Kameron McGusty - Miami
 Jordan Miller - Miami
 Shonn Miller - Cornell
 Jason Miskiri - George Mason
 Mike Scott - Virginia
 Sean Singletary - Virginia
 Max Strus - DePaul
 Isaiah Wong - Miami

PLAYING EXPERIENCE

Bucknell, 1988-92
 Philadelphia Spirit, 1992
 Sumtex (China), 1993
 Eagles (Philippines), 1993
 Seapower (China), 1994

Bill Courtney is in his fourth season at the University of Miami, including his first as associate head coach after a promotion in May 2022. This is Courtney's second stint on Jim Larrañaga's coaching staff, as he worked under Larrañaga as an assistant from 1996-2005 at Bowling Green and George Mason.

In his first year in Coral Gables, Fla., Courtney helped Miami sign a pair of consensus top-100 recruits in the class of 2020. He followed that up by aiding the Hurricanes in their successful recruitment of three top-150 prospects in the class of 2021. In 2022, Courtney led the charge on a second straight top-25 recruiting class, this one featuring three top-150 recruits to go along with two elite transfer additions.

During the most recent campaign in 2021-22, Courtney helped lead Miami to one of its finest campaigns ever. The Hurricanes went 26-11 (14-6 ACC), good for their third-most wins in program history, and received a double-bye in the ACC Tournament after finishing in fourth place despite being picked No. 12 in the preseason. Miami then went on to make its first Elite Eight appearance by taking down seventh-seeded USC, second-seeded Auburn and No. 11-seeded Iowa State, en route to placing No. 16 in the final Coaches Poll.

The Hurricanes took down two top-10 teams away from home (Duke and Auburn) and beat two NCAA semifinalists (Duke and North Carolina). Courtney also aided three Hurricanes to postseason All-ACC accolades, including first-team distinction for Kameron McGusty. In addition, while serving as Miami's offensive coordinator, Courtney helped the team to a No. 19 finish in KenPom offensive efficiency, its second-best mark since the turn of the century.

Courtney has over a quarter-century of college coaching experience, both as an assistant and a head coach. Before coming to Miami, Courtney most recently worked for two years as an assistant coach at DePaul. During his time under Larrañaga at George Mason, Courtney was largely credited with recruiting the core of players that helped the Patriots

to the 2006 NCAA Final Four. He spent eight seasons as an assistant and associate head coach (1997-2005) with the Patriots, aiding the program to two regular season CAA titles and four postseason bids, including trips to the NCAA Tournament in 1999 and 2001.

After working as an assistant coach from 1995-2010, Courtney served as the head coach at Cornell from 2010-16. He has been part of four conference championship teams during his coaching career, including the 2006-07 Virginia squad that won the ACC regular season title and advanced to the second round of the NCAA Tournament.

Courtney has racked up nine postseason appearances during his coaching career, including including three NCAA Tournaments, four NITs and two CBI appearances. He has served as an assistant at American (1995-96), Bowling Green (1996-97), George Mason (1997-2005), Providence (2005-06), Virginia (2006-09), Virginia Tech (2009-10) and DePaul (2017-19).

Courtney played professionally for the Philadelphia Spirit of the United States Basketball League (USBL) and for the Milwaukee Bucks' NBA Summer League team in 1992. He then spent two years playing professional basketball in Hong Kong. He earned the league's most valuable player award and collected the 1993 Asian All-Star Game MVP Award. Courtney also played in the Philippines for one season.

Courtney earned First Team All-Patriot League accolades during his junior and senior seasons, serving as team captain both years. As a junior in 1990-91, he totaled 619 points to set a single-season school record that stood for 22 years until NBA second-round pick Mike Muscala broke it in 2013. That mark still ranks third in Bison history, while his 1,499 career still check in at No. 12 all-time.

A native of Alexandria, Va., Courtney earned a bachelor's degree in education from Bucknell in 1992 and was named to the Bucknell Athletics Hall of Fame in 2007. Courtney and his wife, Gina, have two sons, Billy and Derek.



DJ IRVING

Assistant Coach | Third Season at Miami (third overall)

PERSONAL

Hometown Chester, Pa.
Education Boston Univ., 2014
 Bachelor's: sociology
Family Fiancée: Maya

COACHING EXPERIENCE

Miami

Assistant Coach, 2021-present
Roman Catholic High School
 Assistant Coach, 2018-21
Boston University
 Special Assistant to HC, 2016-17
Penn State
 Graduate Assistant, 2014-15

NCAA APPEARANCES

2022 - Miami (Elite Eight)
 2023 - Miami (Final Four)

HONORS

- Top 50 Most Impactful High-Major Assistant, Silver Waves Media, 2023

PROMINENT PLAYERS COACHED

Tony Carr - Penn State
 Max Mahoney - Boston University
 Jordan Miller - Miami
 Kameron McGusty - Miami
 Josh Reaves - Penn State
 Lamar Stevens - Penn State
 Isaiah Wong - Miami

PLAYING EXPERIENCE

Boston University, 2011-14
 Union Linense Baloncesto, 2017-18

University of Miami head men's basketball coach Jim Larrañaga named DJ Irving an assistant coach in April 2021. A former two-year captain at Boston University, Irving came to Coral Gables, Fla., from Roman Catholic High School in Philadelphia and is now in his third season at Miami.

In May 2023, following his second season at Miami, Silver Waves Media tabbed Irving to its list of the 50 Most Impactful High-Major Assistants in the nation.

This past year, in 2022-23, Irving assisted the team to its best campaign ever. The Hurricanes reached the Final Four for the first time, won a share of the ACC regular season championship and finished the year 29-8 (15-5 ACC). They finished a program-best third in the USA TODAY Coaches Poll and set or tied school records in overall, ACC, regular season (24), home (16), top-25 (seven), top-10 (three) and top-five (two) victories.

The Hurricanes beat No. 12-seeded Drake, fifth-seeded Indiana, top-seeded Houston and second-seeded Texas, en route to claiming the Midwest Regional title. The Hoosiers were one of seven former NCAA champions—23 total crowns (including one vacated)—Miami defeated during the season. The list also included Duke, as the Hurricanes registered a 22-point home win in front of one of the four sold-out crowds at the Watsco Center in 2022-23. Isaiah Wong tallied ACC Player of the Year and NABC Third Team All-America plaudits, while Jordan Miller and Norchad Omier recorded second- and third-team All-ACC distinctions, respectively. Following the season, Wong and Miller both heard their name called in the second round of the 2023 NBA Draft.

During his first year at The U, Irving helped Miami to another one of its best seasons ever. The Hurricanes went 26-11 (14-6 ACC), good for their then-third-most wins in program history, and received a double-bye in the ACC Tournament after finishing in fourth place, despite being picked No. 12 in the preseason. Miami then went on to earn its first Elite Eight berth by taking down seventh-seeded USC, second-seeded Auburn and No. 11-seeded Iowa State.

The Hurricanes finished the 2021-22 season ranked No. 16 nationally, knocked off two top-10 teams away from home (Duke and Auburn) and beat two NCAA semifinals (Duke and North Carolina). Irving also aided three Hurricanes to postseason All-ACC accolades, including first-team distinction for Kameron McGusty.

Before coming to Miami, Irving was on the coaching staff of the storied Roman Catholic prep program that has produced numerous NBA players, including Rasual Butler and Brad Wanamaker. For three seasons, beginning in October 2018, Irving was the assistant varsity coach and head freshman coach.

Irving's duties at Roman Catholic included scouting varsity opponents and player development. He aided the Cahillites to the Philadelphia Catholic League championship game each year, including winning the crown in 2019.

In addition, Irving worked with Team Final—the AAU program former Miami standouts Ja'Quan Newton, Davon Reed and Lonnie Walker IV played for—in the year before coming to The U. In the spring of 2021, he served as the assistant coach of the U15 team.

Prior to his time at Roman Catholic, Irving spent the 2017-18 season as a professional player in Cadiz, Spain, with Union Linense Baloncesto. He led the team in scoring, assists and steals while serving as the captain of a mostly Spanish-speaking roster, helping his team place second in the division.

The previous year, Irving served as the special assistant to the head coach at his alma mater. Irving held that role during the 2016-17 campaign for BU head coach Joe Jones, aiding the Terriers to an 18-14 mark and a second-place finish in the Patriot League.

Irving got his start in the collegiate ranks immediately following the conclusion of his collegiate career. He served as a graduate assistant at Penn State during the 2014-15 season, helping the Nittany Lions to an 18-16 record, good for their most wins in four years.

Irving excelled as a collegian at BU, where he started 120 games in his four-year career. The two-time All-America East honoree and one-time All-Patriot League designee averaged 11.4 points, 3.1 rebounds, 3.7 assists and 1.1 steals per game as a Terrier. He finished his tenure with 1,456 total points, one of his numerous top-10 marks in the school's all-time record books.

BU compiled a 78-54 record during Irving's career, including logging a stellar 50-16 mark in conference action and winning the 2014 Patriot League regular season title. Three times, Irving helped the Terriers reach the postseason, headlined by a berth in the 2011 NCAA Tournament.

A native of Chester, Pa., Irving was a two-time PIAA First Team All-State selection at Archbishop Carroll High School in Radnor, Pa. He graduated from Boston University in 2014 with a degree in sociology.



KOTIE KIMBLE

Assistant Coach | Second Season at Miami (16th Overall)

PERSONAL

Hometown Edgefield, S.C.
Education Coastal Carolina, 2007
 Bachelor's: history
Family Wife: JaNae

COACHING EXPERIENCE

Miami

Assistant Coach, 2012-present

Charlotte

Assistant Coach, 2018-22

William & Mary

Assistant Coach, 2011-18

UNC Asheville

Assistant Coach, 2008-11

NCAA APPEARANCES

2011 - UNC Asheville
 2023 - Miami (Final Four)

NIT APPEARANCES

2015 - William & Mary

HONORS

- Top-five CUSA assistant as voted by his peers, Stadium, 2020
- Champion Forum (2023)

PROMINENT PLAYERS COACHED

Matt Dickey - UNC Asheville
 Daniel Dixon - William & Mary
 Nathan Knight - William & Mary
 Jordan Miller - Miami
 Omar Prewitt - William & Mary
 JP Primm - UNC Asheville
 Terry Tarpey - William & Mary
 Marcus Thornton - William & Mary
 Isaiah Wong - Miami

University of Miami head men's basketball coach Jim Larranaga named Kotie Kimble an assistant coach in April 2022. Kimble joined The U with 14 years of Division I coaching experience, including the last four before his arrival at Miami at the University of North Carolina at Charlotte.

In May 2023, Kimble was one of six select DI men's basketball assistants who participated in the prestigious Champion Forum, hosted by the NCAA's leadership in Indianapolis. In July 2020, Stadium's Jeff Goodman ranked Kimble as a top-five assistant coach in Conference USA based off a poll of 20-plus coaches in the league.

During his first season at Miami, Kimble aided the team to its greatest season ever. Miami posted a 29-8 (15-5 ACC) record, claimed a share of the ACC regular season title and made its first trip to the Final Four. The Hurricanes set or tied program bests in overall, ACC, regular season (24), home (16), top-25 (seven), top-10 (three) and top-five (two) wins, en route to finishing a program-high third in the USA TODAY Coaches Poll.

After defeating No. 12-seeded Drake and fifth-seeded Indiana on opening weekend, Miami took down top-seeded Houston and second-seeded Texas the following weekend to advance to the Final Four. On the season, the Hurricanes beat seven teams with a combined 23 NCAA titles (including one vacated), including defeating Duke by 22 points in the first of four sellouts at the Watson Center. Kimble helped Isaiah Wong win ACC Player of the Year and earn NABC Third Team All-America honors, while Jordan Miller was a Second Team All-ACC designee and Norchad Omier garnered Third Team All-ACC status. Wong and Miller were both selected in the second round of the 2023 NBA Draft.

A renowned recruiter, Kimble helped Charlotte sign the top class in CUSA all four of his years there. Included in that group was Jahmir Young, an All-CUSA honoree during each of his three years with Kimble and the 49ers.

Inheriting a program that went 6-23 in 2017-18, the year before he arrived, Kimble helped Charlotte to a 16-13 campaign in 2019-20, good for the team's most wins since 2013-14. The 49ers also went 10-8 in CUSA play in 2019-20 to place fourth in the league after being picked No. 12 in the preseason poll. It marked the first time the 49ers won double-digit league games since an 11-5 mark in 2005-06 in Atlantic 10 play.

Two years later, during the 2021-22 season, the 49ers exceeded that overall win total by going 17-14. Charlotte also again finished 10-8 in CUSA play, giving the team multiple winning league records in a three-year stretch for the first time since 2003-06. The program posted its most road wins (six) since 2011-12. Meanwhile, Young placed third in the CUSA in scoring at 19.6 points per game, his second straight top-five finish.

Prior to his four seasons at Charlotte, Kimble spent eight years, 2011-18, at the College of William & Mary, coaching a total of 17 CAA/All-Academic Team honorees. From 2013-18, the Tribe had the best five-year stretch in program history, posting a combined mark of 96-62, including a 54-34 record in

CAA action.

William & Mary won 17-plus games all five seasons and tallied double-digit conference triumphs each time. The Tribe won 20 games three years in a row, 2013-16, for the first time since 1949-51. In 2014-15, William & Mary won the CAA regular season title for the third time ever and first since 1998. That year, the Tribe went 20-13 (12-6 CAA), reached the NIT for the third time in program history and made the CAA Tournament title game for the second year in a row.

Over the course of those five years, William & Mary set program records for points, points per game, three-point percentage, three-pointers made, free throw percentage, assists, assists per game, assist-to-turnover ratio and fewest turnovers. It finished top-55 in KenPom offensive efficiency and top-20 in effective field-goal percentage each year, including placing top-35 in the former area twice and top-six in the latter category three.

During the last of those five seasons, in 2017-18, William & Mary became the first team in NCAA history to shoot 50 percent from the field, 40 percent from 3-point range and 80 percent at the line in a season. The Tribe led the nation in the latter two categories, at 43.4 and 81.1 percent, respectively. Kimble helped the team to a school-record 85.0 points per game, the third-best mark in CAA history. In addition, over Kimble's final six years, the Tribe was one of only two teams, alongside Gonzaga, to rank top-30 nationally in field-goal percentage each season. He helped recruit and develop three 1,000-point scorers, including the program's all-time leading scorer, Marcus Thornton, the 2014-15 CAA Player of the Year.

Kimble got his coaching start at the University of North Carolina at Asheville, working under Eddie Biedenbach from 2008-11. The Bulldogs won double-digit Big South games, posted a winning conference record and finished top-four in the league each season. In 2010-11, UNC Asheville went 20-14 (11-7 BSO) and won the league tournament to earn the second NCAA Tournament berth in program history. The Bulldogs beat Arkansas-Little Rock to earn their first NCAA Tournament victory.

Additionally, that UNC Asheville team was just the second since 1986 to win 20 games. It finished No. 11 in the nation in defensive turnover percentage, per KenPom, a 223-spot improvement from the prior year. Two Bulldogs earned All-Big South distinction and three garnered All-Big South Tournament accolades.

A native of Edgefield, S.C., Kimble graduated from Coastal Carolina University in 2007 with a degree in history. During his time as an undergraduate, he served as a student assistant for two years under Pete Strickland and two under Buzz Peterson.

Kimble helped the Chanticleers to a top-10 (12-4 BSO) record in 2005-06, as the team finished second in the league and made the conference tournament championship game. Led by Jack Leasure, the Big South Player of the Year, it marked the program's first 20-win campaign since 1992-93.

Kimble resides in Miami with his wife, JaNae.



JEFF DYER

Director of Operations | Sixth Season (second as DOB0)

PERSONAL

Hometown Hillsborough, N.J.

Education Delaware, 2014

Bachelor's: health & physical education

Miami, 2016

Master's: sport administration

Family Wife: Nicole

COACHING EXPERIENCE

Miami

Director of Ops, 2021-present

Assoc. Director of Ops, 2017-21

Bowling Green

Video Coordinator, 2016-17

Miami

Graduate Assistant, 2014-16

NCAA APPEARANCES

2016 - Miami

2018 - Miami

2022 - Miami (Elite Eight)

2023 - Miami (Final Four)

NIT APPEARANCES

2015 - Miami (runner-up)

Jeff Dyer is in his third season as Miami's director of basketball operations in 2022-23. He earned a promotion to his current position in October 2021 after serving as the Hurricanes' associate director of basketball operations for four seasons, 2017-21. Dyer also worked as a Miami graduate assistant from 2014-16.

In his opening season in his current role, Dyer helped the Hurricanes reach the Elite Eight for the first time ever. The next year, his second in the position, he assisted Miami to an ACC co-regular season title, its first Final Four appearance, a program record-tying 29 wins and a program-best No. 3 finish in the USA TODAY Coaches Poll.

Dyer aids head coach Jim Larrañaga in numerous capacities and his day-to-day responsibilities feature a variety of different roles. Included are managing budgets, speaking engagements, community service and team travel, plus overseeing support staff and equipment.

In addition, Dyer assists with on-campus recruiting and is a staff liaison to numerous areas within the athletics department, including academics, communications, compliance, facilities, marketing and ticketing.

Over his four seasons as associate director of basketball operations, Dyer organized opponent film into scout edits, aided with the creation of scouting reports, managed film exchange, assisted with scheduling, helped run camps and hired graduate assistants. In 2018, his first year in that role, the Hurricanes earned a third-place finish in the ACC, posting a 22-10 (11-7 ACC) record and reaching the NCAA Tournament.

Between his two stints with the Hurricanes, Dyer served as the video coordinator for Bowling Green State University in 2016-17, working under former Miami assistant Michael Huger. At BGSU, Dyer was in charge of the editing and exchange of both highlight and game files, as well as the filming of daily practices and games, among other duties.

While earning his master's degree in sports administration at Miami, Dyer aided in film breakdown for opponent scouting, facilitated the set-up and break-down of practice, worked on analytics spreadsheets and coordinated with the academic office to ensure that the players were on track academically. His efforts as a graduate assistant helped Miami reach the NIT title game in 2015 and the NCAA Tournament Sweet 16 in 2016, as the Hurricanes compiled a 52-21 ledger during that two-year stretch.

The Hillsborough, N.J., native also served as the associate camp director of the Jim Larrañaga Basketball Camps in 2015. Additionally, Dyer provided assistance for NBA practices with teams such as the Oklahoma City Thunder, Cleveland Cavaliers, Houston Rockets, Milwaukee Bucks and others.

A 2014 graduate of the University of Delaware, Dyer majored in health and physical education, while minoring in coaching science. Throughout his four years at Delaware, he was as a student manager for the men's basketball program, working under Monté Ross, the 2014 CAA Coach of the Year.

During his final year at Delaware, 2013-14, Dyer served as the head student manager. That year, the Blue Hens went 25-10, swept the CAA titles and played in the NCAA Tournament.

Dyer resides in Kendall, Fla., with his wife, Nicole.



JOE GIMBEL

Head Video Director | Third Season

Joe Gimbel joined the University of Miami men's basketball staff in October 2021 as the associate director of basketball operations. In August 2023, he received the title

of head video director.

In his capacity with the Hurricanes, Gimbel handles many of the program's video-related responsibilities. That includes organizing opponent film into scout edits, aiding with the creation of scouting reports and managing film exchange. Gimbel, who aided the Hurricanes to their first Elite Eight trip ever in his opening year with the program and to their first Final Four trip in his second season, also helps with running camps and scheduling, among other duties. Miami posted a 55-19 (29-11 ACC) record during his first two seasons with the program.

Before coming to Miami, Gimbel served as an assistant coach at Washington College, a Division III school in Chestertown, Md., for the first nine months of 2021. There, as the lone assistant on staff, he played a role in on-court coaching, recruiting and film breakdown. He also assisted with logistics and operations for the Shoremen.

From June 2018 through May 2020, Gimbel worked at his alma mater, Temple University, as a graduate assistant. His role within the program—first under the legendary Fran Dunphy and then under ex-NBA standout Aaron McKie—included, as permissible, assisting coaches with on-court instruction, as well as aiding with film review and overseeing student managers.

The preceding four years, Gimbel served as a student manager for the Owls, all under Dunphy. Gimbel aided the coaching staff with logistics, facility upkeep and, as permissible, on-court work.

Gimbel has worked both the Fran Dunphy Basketball Camp and the University of Pennsylvania Day Camp, handling various roles such as fundamentals instruction, coordinating operations and officiating.

The Philadelphia native has also served as a runner for the Hoop Group at multiple camps, as well as for the Under Armour Association at its AAU Finals. His duties included filming games and maintaining facilities.

Gimbel graduated from Temple in 2018 with a degree in sports & recreation management. He added a master's degree in sports business from the school in 2020. Gimbel also earned a HarvardX Certificate in exercising leadership in July 2020.



CHRIS ALVAREZ

Director of Player Development | First Season

Chris Alvarez joined the University of Miami men's basketball program in August 2023 as the director of player development.

A native Miamian, Alvarez previously worked at The U from 2011-13 as a graduate assistant. He is a former Division I player at both Dayton and Northeastern.

Alvarez possesses experience working with basketball players at numerous levels. From September 2013 to August 2018, he served as the personal trainer for Luol Deng, a two-time NBA All-Star. Alvarez and Deng, as well as former Miami forward Deng Gak, each graduated from Blair Academy in Blairstown, N.J.

Prior to that, Alvarez worked as a graduate assistant at Miami for two seasons, coinciding with Larrañaga's opening years at the helm of the program. The Hurricanes won 20-plus games and reached the

postseason in both 2011-12 and 2012-13.

During his second campaign with Miami, the team posted its then-greatest year ever, tallying a 29-7 (15-3 ACC) record and finishing the season top-10 in the USA TODAY Coaches Poll. The Hurricanes swept the conference titles and reached the Sweet 16.

Alvarez's first job out of college was as the head basketball coach at St. Brendan Catholic Elementary, where he worked from August 2009 to February 2010.

As a collegian, Alvarez appeared in 60 games over two years at Dayton, 2004-06, and started 29 of them. He then transferred to Northeastern, where he sat out for one season and then appeared in 59 contests from 2007-09 and made 17 starts. The 6-foot-8 forward, who served as a team captain his final year, totaled 377 points and 470 rebounds in his four seasons.

Alvarez, who owns several years of experience in the corporate world working for companies such as Northwestern Mutual and HUB International, graduated from Northeastern in April 2009 with a degree in criminal justice.



JACOB KLEE

Assistant Director of Basketball Operations | First Season

Jacob Klee, a University of Miami alumnus, joined the Hurricanes as the assistant director of basketball operations in June 2023.

Klee initially became part of the Miami basketball program as a student manager in September 2017 and was then promoted to assistant head manager in August 2018. Just five months later, in January 2019, Klee was elevated to head student manager during the 2019-20 campaign, becoming the youngest person in the position during head coach Jim Larrañaga's tenure. The Roslyn Heights, N.Y., native worked in that capacity until his graduation in May 2020. He managed the equipment room, handled gear distribution, aided student-athletes in numerous capacities, coordinated logistics on the road and oversaw the full group of 10-plus managers.

In August 2020, Klee began a role as a graduate assistant at the University of Missouri – Kansas City. He was responsible for day-to-day operations of the equipment room, organizing postgame meals on road trips, assisting with video editing across multiple platforms and more. In 2021-22, his second year there,

he was the acting director of basketball operations and added more responsibilities, such as booking flights and helping to plan a foreign tour.

Following his graduation from Kansas City, Klee went to Western Connecticut State University as an assistant coach in July 2022. In that role, he handled daily program operations, assisted with game planning and scouting, oversaw student-athlete academic progress, aided with recruiting efforts, organized team travel and food orders, helped with video editing and more. The Wolves won 19 of their first 20 games, finished 22-5 (12-4 LEC) and reached the league title game.

Klee also has experience as a basketball operations consultant for Thomas Academy (N.Y.) in the summer of 2020, an intern for the NAIA in the fall of 2021, the director of operations for Guy Rancourt USA East Coast Basketball in the summer of 2021 and a counselor at Jim Larrañaga Basketball Camp in the summers of 2018 and 2019.

In May 2020, Klee graduated from Miami after just three years with a 3.6 GPA and a bachelor's degree in business management. In May 2022, he added a master's degree in higher education administration from Kansas City, posting a 3.9 GPA.



BRANDON KUHN

Strength & Conditioning Coach | First Season

Brandon Kuhn rejoined the University of Miami, in the role as the men's basketball strength & conditioning coach, in June 2023.

In 2022-23, Kuhn served as the director of basketball performance at St. John's. Working specifically with the school's men's basketball team, Kuhn aided the Red Storm to their second-most wins in the past eight seasons. He helped Joel Soriano claim Second Team All-BIG EAST honors after averaging 15.2 points and 11.9 rebounds per game, both numbers over doubling his marks from the prior campaign.

Before that, Kuhn spent two years at The U as the strength & conditioning coach for the Miami women's basketball team. During his second year with the Hurricanes, they went 21-13—good for their most wins in three years—and reached the second round of the NCAA Tournament.

In 2019-20, Kuhn was the men's basketball strength & conditioning coach at the University of South Alabama. He aided the Jaguars to a 20-11 record, their best mark in 11 years, and a co-second-place finish in the Sun Belt Conference.

From 2017-19, Kuhn worked as the director of

operations and strength & conditioning coach for Manhattan College men's basketball. In addition to his duties in the weight room, Kuhn managed items such as facility scheduling, community relations and team travel.

Kuhn served as the director of strength & conditioning at Coppin State University from 2015-17, overseeing the implementation of sport-specific programming for 15 teams. He also worked directly with the Eagles' men's basketball, women's basketball, baseball and softball teams.

From 2011-14, Kuhn worked as the associate director of strength & conditioning at Western Kentucky University, focused on the men's basketball program. During his three-year tenure, the Hilltoppers twice made the NCAA Tournament, twice won 20-plus games and twice won the Sun Belt Conference Tournament.

Kuhn got his start at Texas Tech University, where he worked from 2007-11. After beginning as a graduate assistant, he became an assistant strength & conditioning coach and then, in his final year, the head strength & conditioning coach.

A 2007 graduate of Angelo State University in his hometown of San Angelo, Texas, Kuhn earned a degree in kinesiology/exercise science. In 2010, he added a master's degree in strength & conditioning from Texas Tech.



SAM JOHNSON

Athletic Trainer | Third Season

Sam Johnson joined the University of Miami in May 2021 as an assistant athletic trainer and works with the Hurricane men's basketball team.

Before coming to Coral Gables, Fla., Johnson spent three years at James Madison University, where he served as the athletic trainer for the Dukes' men's basketball team and as the clinical preceptor for undergraduate athletic training students. During his final season there, in 2020-21, he aided the Dukes to a share of the Colonial Athletic Association regular season title.

Johnson spent the 2017-18 school year at William & Mary, working with the men's basketball and track & field teams.

In 2016-17, he did a year-long fellowship at the University of Michigan, serving as the primary athletic trainer for the Wolverines' women's rowing team, as

well as completing courses on muscle energy technique applicable to the entire spine and rib cage.

While working towards a master's degree at Georgia Southern University, Johnson spent the 2014-15 and 2015-16 seasons as a graduate athletic trainer for the Eagles. He worked with the women's volleyball team his second year, after aiding with men's basketball and women's rifle his first.

Johnson earned his master's degree in kinesiology with a post-professional athletic training emphasis from Georgia Southern in 2016. He received a bachelor's degree in athletic training, with a minor in business, from Grand Valley State in 2014.

A native of Muskegon, Mich., Johnson holds numerous certifications, including in dry needling, blood flow restriction rehabilitation, cupping and Kinesio Tape. He is a member of the National Athletic Trainers' Association and served as the public relations committee chair of the Virginia Athletic Trainers' Association for nearly two years.



TOMMY OTLEY

Physical Therapist | Second Season

Tommy Otley joined the University of Miami in July 2022 as the physical therapist working with the Hurricanes' men's and women's basketball teams. Otley also manages sports

science for both programs, including overseeing team performance technology use, baseline profiling assessments and in-season athlete monitoring.

Before coming to Coral Gables, Fla., Otley spent two years at Duke University. During the 2021-22 season, he worked with the Blue Devils men's and women's basketball programs while completing the prestigious Duke Division I Athletics Fellowship.

Otley served under legendary coach Mike Krzyzewski during his final season, which included an ACC regular season championship and a Final Four appearance. Otley worked closely with both the basketball rehabilitation and performance staff, as well as assisted the director of high performance and sports science in managing team performance data.

While at Duke, Otley also worked with football, men's and women's soccer, men's lacrosse and other Olympic sports during both the 2020-21 and 2021-2022 seasons.

Otley has a strong background in sports science and the application of technology for performance and rehabilitation in collegiate athletics. He is skilled in athlete monitoring, performance assessments and return-to-play testing. He is experienced in the full continuum of post-operative rehabilitation and has helped numerous collegiate and professional basketball players return to playing at an elite level, including multiple national champions in the WNBA, along with men's and women's collegians.

A residency-trained and board-certified clinical specialist in sports physical therapy, Otley earned his doctorate in physical therapy from the University of North Georgia in 2020. He previously received his bachelor's degree in exercise science in 2017 from Asbury University, where he was a member of the swimming team.

Otley serves as the Practice Chair for the College and Professional Sports special interest group of the American Academy of Sports Physical Therapy and holds additional certifications in strength and conditioning, sports performance, dry needling, blood flow restriction training and cartilage procedure rehabilitation.

A native of St. Louis, Otley and his wife, Sarah, also a former collegiate athlete, reside in Cutler Bay, Fla.


ADDITIONAL BASKETBALL STAFF



Reggie Bouchard
Administrative Assistant
to Coach Larrañaga



Cory Callejas
Graduate Assistant




Will Hibbs
Graduate Assistant



Peter Matthews
Graduate Assistant



Damon Wall
Graduate Assistant



Andrew Wolfe
Graduate Assistant



Jason Hicks
Co-Head Student Manager



Aydin Melamed
Co-Head Student Manager



Kameron Whiteman
Co-Head Student Manager



SUPPORT STAFF




Megan Barnes
Assistant AD
Communications



Sathvik Chadive
Intern
Graphic Design



Marlon Clarke
Director
Event Experience



John Cobb
Senior Producer
Video



Demetreus Darden
Associate AD
Academic Services



James Knable
Assistant Director
Communications



Ray Lopez
Manager
Information Technology




Nate Miller
Director
Ticket Operations




Nehemiah Peete
Assistant Director
Facilities, Events & Ops.



Tom Ponietowicz
Associate AD
Facilities, Events & Ops.



Leo Ramos
Director
Brand Marketing



Arielle Scavo
Director
Equipment Operations



Grace Schinsing
Producer
Social Content



Megan Siebersma
Manager
Production Services



Matt Smale
Executive Associate AD
Business Operations



Joe Zagacki
WQAM Radio;
Voice of the Hurricanes



HURRICANES

Photo Roster.....	42-44
AJ Casey.....	45-46
Nick Cassano.....	47
Matthew Cleveland	48-51
Paul Djobet	52
Kyshawn George.....	53
Bensley Joseph	54-56
Carson Mastin.....	57
Michael Nwoko	58
Norchad Omier.	59-65
Nijel Pack	66-72
Wooga Poplar	73-75
Jakai Robinson.....	76-77
Christian Watson.....	78-79




PHOTO ROSTER



**#0
MATTHEW CLEVELAND**

JR. | G | 6-7 | 208
ATLANTA, GA.
FLORIDA STATE UNIVERSITY



**#1
MICHAEL NWOKO**

FR. | C | 6-10 | 245
TORONTO, ONTARIO
PROLIFIC PREP (CALIF.)



**#2
CARSON MASTIN**

FR. | G | 6-3 | 190
AUSTIN, TEXAS
GEORGE SCHOOL (PA.)



**#3
CHRISTIAN WATSON**

SO. | G | 6-7 | 211
LANHAM, MD.
ST. JOHN'S COLLEGE HS (D.C.)



**#4
BENSLEY JOSEPH**

JR. | G | 6-2 | 196
ARLINGTON, MASS.
PUTNAM SCIENCE ACADEMY (CONN.)



**#5
WOOGA POPLAR**

JR. | G | 6-5 | 197
PHILADELPHIA, PA.
MATH, CIVICS AND SCIENCES CHARTER

PHOTO ROSTER



#7
KYSHAWN GEORGE
 FR. | G | 6-8 | 205
 MONTHÉY, SWITZERLAND
 LYCÉE EMILAND GAUTHÉY (FRANCE)



#10
PAUL DJOBET
 FR. | G | 6-7 | 195
 LILLE, FRANCE
 WEST OAKS ACADEMY (FLA.)



#11
NICK CASSANO
 FR. | F | 6-7 | 228
 NAPLES, FLA.
 SEACREST COUNTRY DAY SCHOOL



#13
JAKAI ROBINSON
 RSO. | G | 6-5 | 208
 OSSINING, N.Y.
 ROCK CREEK CHRISTIAN ACAD. (MD.)



#15
NORCHAD OMIER
 4YR. JR. | F | 6-7 | 240
 BLUFIELDS, NICARAGUA
 ARKANSAS STATE UNIVERSITY



#23
AJ CASEY
 SO. | F | 6-9 | 221
 CHICAGO, ILL.
 WHITNEY YOUNG



#24
NIJEL PACK
 4YR. JR. | G | 6-0 | 185
 INDIANAPOLIS, IND.
 KANSAS STATE UNIVERSITY



PHOTO ROSTER



JIM LARRAÑAGA
HEAD COACH
13TH SEASON



BILL COURTNEY
ASSOCIATE HEAD COACH
FIFTH SEASON



DJ IRVING
ASSISTANT COACH
THIRD SEASON



KOTIE KIMBLE
ASSISTANT COACH
SECOND SEASON



JEFF DYER
DIRECTOR OF OPERATIONS
SEVENTH SEASON (third as DDBO)



JOE GIMBEL
HEAD VIDEO DIRECTOR
THIRD SEASON



CHRIS ALVAREZ
DIR. OF PLAYER DEVELOPMENT
FIRST SEASON



DEWAN HERNANDEZ
DIR. OF PLAYER PERSONNEL
FIRST SEASON



JACOB KLEE
ASST. DIRECTOR OF OPS.
FIRST SEASON



BRANDON KUHN
STRENGTH & COND. COACH
FIRST SEASON



SAM JOHNSON
ATHLETIC TRAINER
THIRD SEASON



TOMMY OTLEY
PHYSICAL THERAPIST
SECOND SEASON



#23 AJ CASEY

SECOND-YEAR SOPHOMORE

6-9 • 221 • FORWARD

CHICAGO, ILL.

WHITNEY YOUNG

As a Freshman (2022-23): Competed in 29 games, the most among Miami freshmen ... Compiled a total of 27 points, 30 rebounds, six blocks, five assists and one steal, while playing 6.4 minutes per outing ... Twice co-led Miami in blocked shots ... Debuted against UNC Greensboro (11/11) ... Connected on both his field goals, including his lone 3-point make of the season, to record five points against Florida A&M (11/15) ... Hit his first two collegiate free-throw attempts against Providence (11/19) in Uncasville, Conn. ... Set or tied season highs in rebounds (four), assists (one), blocks (two) and free-throw attempts (four) in 10 minutes against St. Francis Brooklyn (11/23), scoring two points ... Played a co-season-best 15 minutes and made his lone shot at UCF (11/27) ... Logged a season-high six points on 3-of-4 shooting, setting a season best in makes and a co-season-high in attempts, at Louisville (12/4) in his first ACC action, adding a co-season-best four rebounds and a block ... Played 13 minutes in the win over sixth-ranked Virginia (12/20), logging two boards and a blocked shot ... Collected three rebounds in 10 minutes at Notre Dame (12/30) ... Scored four points at Duke (1/21), hitting his lone field goal and both his free throws ... Grabbed three rebounds in the win at No. 20/19 Clemson (2/4) ... Played a season-high-tying 15 minutes versus No. 21 Duke (3/10) in the ACC Tournament semifinals, finishing with two points, one assist and his first steal ... Appeared in the NCAA Tournament wins over No. 21/19 Indiana (3/19) and No. 5/7 Texas (3/26), as well as the Final Four contest against No. 10/12 Connecticut (4/1).

High School: Graduated from Whitney M. Young Magnet High School ... Consensus four-star recruit ... Tabbed the premier recruit in Illinois by Rivals, as well as third-best by ESPN and fourth-best by 247Sports ... Ranked No. 50 in the country by Rivals and No. 55 by ESPN, both placing him sixth among power forwards ... Finished No. 73 in the 247Sports Composite rankings, good for No. 12 among power forwards ... McDonald's All-American Game nominee ... Four-time all-state pick, three-time

Chicago Sun Times All-Area designee and two-year team captain ... Put up 19.0 points, 10.0 rebounds, 5.0 assists, 3.0 steals and 3.0 blocks per game as a senior ... Unanimous first team all-state selection ... Named to the City of Palms First Team and the Bass Pro Shops Tournament of Champions First Team ... Guided his team to a 25-10 record, a city title, a conference crown and a state finals berth ... Averaged 16.0 points, 10.0 rebounds, 4.0 assists, 3.0 steals and 2.0 blocks per game as a junior ... Led his team to a 15-1 record and a league title ... Attended Tinley Park High School as a sophomore and eclipsed the career 1,000-point mark ... Played at Simeon Career Academy as a freshman, earning MaxPreps Freshman All-America Honorable Mention status ... Attended four USA Basketball camps: Oct. 2018 Junior National Team (Colorado Springs, Colo.), April 2019 Junior National Team (Minneapolis), May 2019 U16 National Team (Fort Lauderdale, Fla.) and July 2019 Junior National Team (Colorado Springs) ... Helped Meanstreets reach the 2021 Nike EYBL Peach Jam semifinals ... Four-year high school honor roll student graduated with a 3.6 GPA ... Notable Whitney Young graduates include Missouri head basketball coach Dennis Gates, 1991 No. 1 NFL Draft pick Russell Maryland (Miami alumnus), former First Lady Michelle Obama, 2015 top-three NBA draft pick Jahlil Okafor, 13-year NBA player Quentin Richardson and actor Craig Robinson.

Personal: Full name is Andre Thomas Casey Jr. ... Goes by AJ ... Born Jan. 26, 2004 ... Parents are Andre Casey Sr., and Chermere Lanier-Casey ... Has a younger brother, A'mere ... Majoring in undeclared communication with an undeclared track ... Favorite athlete is LeBron James because of how he carries himself, his work ethic and the things he does both on and off the court ... Best sports memory is winning the city championship as a senior ... Played football in middle school ... Committed to Miami over DePaul, Gonzaga, Memphis, Michigan and Ohio State, among many others ... Chose Miami because he felt it was the best fit.

CASEY CAREER STATISTICS										3-Point		Free Throws		Rebounds		Scoring									
Season	GP	GS	Min.	Avg.	FG	FGA	Pct.	FG	FGA	Pct.	FT	FTA	Pct.	Off.	Def.	Tot.	Avg.	PF	FO	Asst.	TO	Blk	Stl	Pts.	Avg.
2022-23	29	0	186	6.4	9	27	.333	1	10	.100	8	12	.667	11	19	30	1.0	21	0	5	4	6	1	27	0.9
Total	29	0	186	6.4	9	27	.333	1	10	.100	8	12	.667	11	19	30	1.0	21	0	5	4	6	1	27	0.9



2022-23	GS	MIN	FG	3FG	FT	O-D-T	AVG	PF	FO	A	TO	Blk	Stl	Pts	Avg
Lafayette	DNP														
UNCG	3	0-0	0-0	0-0	0-0-0	0.0	1	0	0	0	0	0	0	0	0.0
Florida A&M	4	2-2	1-1	0-0	0-1-1	0.5	0	0	1	0	0	0	0	5	2.5
vs. Prov.	9	0-1	0-0	2-2	1-0-1	0.7	1	0	0	0	0	0	0	2	2.3
vs. Maryland	8	0-1	0-1	0-0	0-2-2	1.0	2	0	0	0	0	0	0	0	1.8
St. Francis BK	10	0-1	0-1	2-4	2-2-4	1.6	0	0	1	0	2	0	2	1.8	
at UCF	15	1-1	0-0	0-0	1-0-1	1.5	0	0	0	0	0	0	2	1.8	
Rutgers	8	0-1	0-0	0-0	0-0-0	1.3	0	0	0	0	0	0	0	0	1.6
at Louisville	10	3-4	0-1	0-0	1-3-4	1.6	2	0	0	1	1	0	6	2.1	
Cornell	2	0-1	0-0	0-0	0-0-0	1.4	0	0	0	0	0	0	0	0	1.9
NC State	5	0-0	0-0	0-0	0-1-1	1.4	1	0	0	0	0	0	0	0	1.7
St. Francis PA	7	0-1	0-1	0-0	1-1-2	1.5	2	0	0	0	1	0	0	0	1.5
Virginia	13	0-1	0-1	0-2	0-2-2	1.5	2	0	1	0	1	0	0	0	1.4
at Notre Dame	11	0-0	0-0	0-0	0-3-3	1.6	0	0	0	1	0	0	0	0	1.3
at Ga. Tech	5	0-0	0-0	2-2	1-0-1	1.6	0	0	0	0	0	0	2	1.4	
Boston Col.	DNP (right shoulder)														
at NC State	DNP														
Syracuse	0+	0-0	0-0	0-0	0-0-0	1.5	0	0	0	0	0	0	0	0	1.3
at Duke	4	1-1	0-0	2-2	0-0-0	1.4	1	0	0	0	0	0	0	4	1.4
at Florida St.	7	0-1	0-0	0-0	1-1-2	1.4	0	0	0	1	0	0	0	0	1.4
at Pittsburgh	2	0-0	0-0	0-0	0-0-0	1.3	0	0	0	0	0	0	0	0	1.3
Va. Tech	6	0-1	0-0	0-0	1-0-1	1.3	0	0	1	0	1	0	0	0	1.2
at Clemson	8	0-1	0-0	0-0	0-3-3	1.4	1	0	0	0	0	0	0	0	1.2
Duke	6	0-1	0-1	0-0	1-0-1	1.4	0	0	0	0	0	0	0	0	1.1
Louisville	2	1-1	0-0	0-0	0-0-0	1.3	2	0	0	0	0	0	2	1.1	
at N. Carolina	4	0-0	0-0	0-0	0-0-0	1.3	1	0	0	0	0	0	0	0	1.1
Wake For.	DNP														
at Va. Tech	5	0-1	0-1	0-0	0-0-0	1.2	0	0	0	0	0	0	0	0	1.0
Florida St.	DNP														
Pittsburgh	7	0-0	0-0	0-0	1-0-1	1.2	2	0	0	0	0	0	0	0	1.0
vs. Wake For.	DNP														
vs. Duke	15	1-4	0-2	0-0	0-0-0	1.2	2	0	1	0	0	1	2	1.0	
vs. Drake	DNP														
vs. Indiana	5	0-1	0-0	0-0	0-0-0	1.1	1	0	0	1	0	0	0	0	1.0
vs. Houston	DNP														
vs. Texas	3	0-1	0-0	0-0	0-0-0	1.1	0	0	0	0	0	0	0	0	1.0
vs. UConn	1	0-0	0-0	0-0	0-0-0	1.0	0	0	0	0	0	0	0	0	0.9

CASEY'S CAREER HISTS

Points

Career: 6 at Louisville, 12/4/22
 ACC: 6 at Louisville, 12/4/22

Rebounds

Career: 4 2x, last at Louisville, 12/4/22
 ACC: 4 at Louisville, 12/4/22

Assists

Career: 1 5x, last vs. Duke, 3/10/23^
 ACC: 1 2x, last vs. Virginia Tech, 1/31/23

Steals

Career: 1 vs. Duke, 3/10/23^
 ACC: -

Blocked Shots

Career: 2 St. Francis Brooklyn, 11/23/22
 ACC: 1 3x, last vs. Virginia Tech, 1/31/23

Field Goals Made

Career: 3 at Louisville, 12/4/22
 ACC: 3 at Louisville, 12/4/22

Field Goal Attempts

Career: 4 2x, last vs. Duke, 3/10/23^
 ACC: 4 at Louisville, 12/4/22

3-Point Field Goals Made

Career: 1 Florida A&M, 11/15/22
 ACC: -

3-Point Field Goal Attempts

Career: 6 Syracuse, 1/5/22
 ACC: 1 4x, last at Virginia Tech, 2/21/23

Free Throws Made

Career: 2 4x, last at Duke, 1/21/23
 ACC: 2 2x, last at Duke, 1/21/23

Free Throw Attempts

Career: 4 St. Francis Brooklyn, 11/23/22
 ACC: 2 2x, last at Duke, 1/21/23

Minutes

Career: 15 2x, last vs. Duke, 3/10/23^
 ACC: 13 Virginia, 12/20/22

^ ACC Tournament



#11 NICK CASSANO

FIRST-YEAR FRESHMAN

6-7 • 228 • FORWARD

NAPLES, FLA.

SEACREST COUNTRY DAY SCHOOL

High School: Graduated from Seacrest Country Day School ... Three-year letter basketball letter winner ... Averaged 22.0 points, 10.0 rebounds and 2.0 assists per game as a senior ... Shot 52.0 percent from the field, 35.0 percent beyond the arc and 76.0 percent at the line ... Served as the team captain and posted 15 double-doubles ... Led team to its first district title in 12 years with a school record 44 points, 11 rebounds and the game-winning basket with three seconds left ... Named an FACA All-State selection, as well as a Naples Daily News First Team All-Area pick and the FACA Southwest Florida 2A Player of the Year ... Fort Myers News-Press Southwest Florida Scholar-Athlete of the Year nominee ... Posted 13.0 points, 8.0 rebounds and 2.0 assists per game as a junior ... Shot 59.0 percent overall, 50.0 percent on 3-pointers and 70.0 percent at the line ... Helped team to a 16-11 record, a spot in the district final and the third regional playoff berth in school history ... Member of the track & field team, throwing shot put, as a senior.

Personal: Full name is Nicholas Anthony Cassano ... Last name is pronounced Cuh-SAH-No ... Born May 2, 2005, in Cleveland ... Moved to Florida at age three ... Parents are Anthony and Kimberly Cassano ... Father works at an investment banking firm and mother is a former elementary school teacher ... Father played baseball at Baldwin Wallace ... Has a younger brother, Ben, and a younger sister, Emyrson ... Majoring in finance ... Career goal is to manage a private equity firm ... President of his high school's key club and vice president of its National Honor Society ... Enjoys golf, chess and writing ... Favorite athlete is LeBron James because he is a great player who is also such a positive influence off the court ... Best sports memory is hitting the game-winning shot in the district title game ... Received recruiting interest from FGCU, Navy and Nova Southeastern ... Chose Miami because of its academic reputation, medium class sizes and proximity to home.



#0 MATTHEW CLEVELAND

THIRD-YEAR JUNIOR

6-7 • 208 • GUARD

ATLANTA, GA.

FLORIDA STATE UNIVERSITY | PACE ACADEMY

As a Sophomore at Florida State (2022-23): *Julius Erving Award Preseason Watch List & Top 10 Candidate*

Played in 30 of 32 games, starting each contest he appeared in ... Averaged 13.8 points, 7.4 rebounds and 1.8 assists in 33.6 minutes per game ... Shot 44.5 percent from the floor and 35.0 percent at the line ... Paced the team with 11 double-doubles, including eight in a row ... Led the Seminoles in scoring, made field goals (157) and defensive rebounding (6.0) ... Placed second in rebounding, offensive rebounding (1.4), blocks per game (0.8), made free throws (8), free-throw attempts (116) and minutes average, as well as third in starts and 3-point percentage, made 3-pointers (21) ... Tied a school single-game record by making 10 free throws without a miss ... Finished sixth in the ACC in double-doubles, rebounding, defensive rebounding (No. 61 in NCAA) and No. 12 in field-goal percentage ... Tied for the third-most made free throws without a miss by an ACC player all season ... In ACC-only action, ranked second in defensive rebounding (7.2), co-third in double-doubles (nine), sixth in rebounding (8.7), eighth in blocks (1.1), No. 10 in minutes (35.2) and No. 14 in field-goal percentage (42.6) ... Became the 10th ACC player (11th occurrence) in the last 16 seasons, including the fourth in the last five, to average at least 13.5 points, 7.0 rebounds and 1.5 assists per game on 35.0 percent 3-point shooting (min. one 3PA per game), as well as one of just seven Power Six players to do so in 2022-23 ... Scored in double digits a co-team-high 25 times, including 18 in a row, with 15-plus a team-leading 14 times, including six straight, and 20-plus four times ... Pulled down five-plus boards in 22 outings, with seven-plus 16 times, 10-plus 11 times (all in a 16-game span) and 12-plus six times, all the most among Seminoles ... Tallied multiple assists in 17

contests, with three plus nine times, including eight in a 14-game stretch, and four-plus twice, both within four games ... Logged multiple steals in six outings ... Blocked multiple shots seven times, including in six of his final 13 appearances, with three on two occasions, in consecutive games ... Played at least 30 minutes 25 times, reaching 35-plus 15 times, including five in a row, and 38-plus thrice ... Led or co-led the Seminoles in scoring a team-best 19 times and in rebounding a team-high 11 times ... Amassed eight of the nine instances of a Seminole grabbing 12-plus rebounds, including both with 13-plus ... Registered the second-most single-game free throws made (10) and attempted (10), as well as twice tied for second in single-game made field goals (nine) ... Logged the team's fifth-highest single-game point total (23) ... Posted 16 points and seven rebounds, shooting 6-of-11, in 38 minutes against Stetson (11/7) in the season opener ... Logged 14 points, seven boards, two assists and a 4-of-4 free-throw clip versus Florida (11/18) ... Amassed 18 points, two assists, two blocks and a season-high two steals against Mercer (11/21), finishing 6-of-10 from the floor and 5-of-6 at the line ... Scored 17 points on a 6-of-11 field-goal clip and 5-of-6 free throw mark versus Nebraska (11/27) in Kissimmee, Fla., adding six boards ... Put up 20 points and six rebounds against fifth-ranked Purdue (11/30), shooting 8-of-12 from the floor and 3-of-3 at the stripe ... Notched an 11-point, 10-rebound double-double at third-ranked Virginia (12/3) ... Registered 12 points, eight boards and a season-high-tying two steals against Louisville (12/10) ... Opened his eight-game double-double streak with 16 points, 10 rebounds and three steals in 37 minutes versus USC Upstate (12/13) ... Scored a career-best 23 points on 8-of-13 shooting against St. John's (12/17) in Sunrise, Fla., adding 13 rebounds, two assists

and a co-season-best two steals in 37 minutes ... Put up 19 points, 12 boards and three assists versus Notre Dame (12/21), shooting 3-of-4 from deep to set a career high in makes ... Tallied 18 points, 10 rebounds and three assists in 38 minutes at No. 17/14 Duke (12/31), connecting on all 10 of his free throws to set a career high in makes ... Compiled 21 points, 12 rebounds and two assists in 38 minutes against Georgia Tech (1/7), shooting 9-of-16 to set a career best in makes ... Recorded 19 points on 8-of-13 shooting and 12 rebounds at Wake Forest (1/11) ... Notched 10 points, 10 rebounds two assists and a career-best three blocks versus No. 13/12 Virginia (1/14), playing all 40 minutes for the first time ... Ended his double-double streak with 14 points and a career-high 16 boards, all on the defensive end, at Notre Dame (1/17), adding a career-best five assists and co-career-best three blocks in 37 minutes ... Finished with 11 points, eight rebounds and three assists in the win at Pittsburgh (1/21) ... Compiled 18 points and four assists in 38 minutes against No. 24/23 Clemson (1/28), making all three of his free throws and tying a career best with three made 3-pointers ... Tallied 15 points, 10 rebounds, three assists, two blocks and co-season-high two steals at Louisville (2/4), shooting 5-of-6 at the stripe ... Produced 19 points, 12 boards, three assists and two blocks in 37 minutes against Syracuse (2/11), shooting 9-of-19 to tie his career best in makes, in his 18th consecutive double-digit scoring performance ... Did not play at Clemson (2/15) and against Boston College (2/18) due to back spasms ... Returned with 20 points, including the game-winning 3-pointer at the buzzer, and five assists at No. 13/11 Miami (2/25), shooting 8-of-15 from the floor and 3-of-3 at the line ... Had 12 points and nine boards versus North Carolina (2/27).

As a Freshman at Florida State (2021-22):
ACC Sixth Man of the Year ... All-ACC Academic Team ... Julius Erving Award Preseason Watch List ... Two-time ACC Freshman of the Week (1/3 & 2/26) ... Golden Nole Male Rookie of the Year Award

Appeared in 29 of 31 contests and made eight starts ... Averaged 11.5 points, 4.6 rebounds

and 1.2 assists in 26.2 minutes per game ... Logged two double-doubles ... Paced the team in made field goals (133), made free throws (61) and free-throw attempts (110) ... Finished second in scoring, plus third in rebounding (4.6) and defensive rebounding (3.1) ... Fifth-leading scorer among ACC freshmen ... Scored in double figures a team-best 19 times, including in each of his last nine outings, with 15-plus seven times and 20-plus twice ... Grabbed at least five rebounds on 14 occasions, with at least seven nine times and 10 a co-team-best twice ... Dished out multiple assists in nine affairs, including five times in a six-game stretch, and posted three-plus four times, including thrice in a four-game span ... Collected multiple steals in four contests, with three twice ... Blocked multiple shots twice ... Played 30-plus minutes on nine occasions, including in seven of the final 11 games, and reached 35 in four outings, all in a six-game stretch ... Led or co-led the team in scoring nine times and in rebounding six times ... Tied for the fourth-most points (21) and for the second-best field-goal percentage (87.5) in a single game by a Seminole all season ... Debuted with nine points and five boards against Penn (11/10) ... Posted 11 points and six rebounds in 30 minutes at Florida (11/14) ... Scored 13 points on 6-of-8 shooting versus Loyola Marymount (11/21) in the Jacksonville Classic ... Logged 10 points against Missouri (11/22) in the Jacksonville Classic ... Amassed 17 points on 8-of-15 shooting, including the game-winning overtime buzzer-beater, versus Boston University (11/24), adding seven rebounds, three assists and a season-high two blocks ... Recorded his first double-double with a 13-point, 10-rebound showing at NC State (1/1), chipping in two assists ... Did not play against Lipscomb (12/15) due to COVID protocols ... Posted 13 points and a season-high three steals at Wake Forest (1/4), shooting 7-of-11 at the line to set season bests in both marks ... Scored 17 points on 7-of-8 shooting against Louisville (1/8), pulling down five boards ... Logged 15 points, shooting 5-of-7 from the floor and 4-of-5 at the line, versus Miami (1/11) ... Tallied eight points and six boards in the overtime win over No.



6/5 Duke (1/18) ... Totaled a season-high 21 points, a co-season-high 10 rebounds and a season-best four assists against North Florida (1/20), shooting 8-of-16 to tie his top mark in makes ... Recorded 10 points, five rebounds and three assists in 34 minutes versus Virginia Tech (1/29), hitting all four of his free throws ... Compiled 11 points, nine boards, two assists and a season-high-tying three blocks in a season-best 38 minutes against Wake Forest (2/5) ... Put up 12 points and seven rebounds in 35 minutes versus Pittsburgh (2/9) ... Had 13 points and two steals at North Carolina (2/12) ... Scored 13 points in 30 minutes against Clemson (2/15) ... Logged 16 points on 7-of-13 shooting in 38 minutes at No. 9/5 Duke (2/19), adding three steals ... Finished with 18 points and eight rebounds in 37 minutes at Boston College (2/21) ... Scored 20 points on 8-of-14 shooting, including hitting a game-winning 3-pointer at the buzzer, in 37 minutes at Virginia (2/26) ... Did not play against Notre Dame (3/2) due to illness ... Returned with 11 points on 5-of-9 shooting and a season-high-tying two blocks versus NC State (3/5) ... Notched 13 points against Syracuse (3/9) in the opening round of the ACC Tournament.

High School: Graduated from Pace Academy ... Listed as a top-30 prospect by all major outlets ... Finished as a five-star recruit in the 247Sports Composite, placing No. 25 overall, seventh among small forwards and third in Georgia ... Named a five-star player and the nation's No. 18 prospect by Rivals, good for sixth at the small forward spot and second in Georgia ... McDonald's All-American Game nominee and Allen Iverson Roundball Classic participant ... Led Pace to a state title as both a senior (Class 2A) and junior (Class 3A) after it had just two previously ... Put up 22.8 points, 10.6 rebounds, 2.6 assists and 3.3 steals per game as a senior, finishing top-25 in the state

in scoring (No. 15), rebounding (No. 17), made free throws (No. 19) and steals (No. 22) ... Logged 18 double-doubles, including four with 30-plus points ... Named a MaxPreps Second Team All-American, as well as the Atlanta Journal Constitution (AJC) 2A Player of the Year and Metro-Atlanta/South Fulton Player of the Year ... Led team to a 28-game winning streak during a 28-2 season in which it placed as high as No. 16 in the MaxPreps national rankings ... Put up 24 points, seven assists and five blocks in the state title win ... Logged 30 points and eight rebounds against Oak Hill Academy (Va.) in the school's first GEICO Nationals appearance ... Averaged 22.6 points and 8.2 rebounds per game as a junior ... Tabbed a MaxPreps Junior All-America Honorable Mention, as well as the AJC 3A Player of the Year and a First Team All-Metro-Atlanta/South Fulton honoree ... Wendell Carter Jr., of the Orlando Magic and Andrew Thomas of the New York Giants both attended Pace.

Personal: Full name is Matthew Nathaniel Cleveland ... Born Sept. 15, 2002 ... Parents are Ralph and Sandra Cleveland ... Both parents graduated from Georgia Tech, where his mother was a member of the dance team ... Father is in business consulting and mother is a school math coach ... Has three older sisters, Veronica, Bryana and Alyssa, the latter of whom was a cheerleader at Duke ... Majoring in criminology with a minor in sport administration... Member of National Honor Society in high school and graduated with a 3.9 GPA ... Favorite athlete is LeBron James ... Best sports memory is his game-winning buzzer-beater at Virginia as a freshman ... Also played baseball growing up before stopping at age 12 to focus on basketball ... Committed to Miami over Auburn and Missouri ... Chose Miami because it is a program that wins and has had success with transfers.

CLEVELAND CAREER STATISTICS										3-Point		Free Throws		Rebounds		Scoring									
Season	GP	GS	Min.	Avg.	FG	FGA	Pct.	FG	FGA	Pct.	FT	FTA	Pct.	Off.	Def.	Tot.	Avg.	PF	FO	Ass.	TO	Blk	Stl	Pts.	Avg.
2021-22	29	8	756	26.1	133	294	.452	6	34	.176	61	110	.555	43	89	132	4.6	59	0	35	38	14	20	333	11.5
2022-23	30	30	1009	33.6	157	353	.445	21	60	.350	80	116	.690	42	181	223	7.4	56	3	53	66	24	25	415	13.8
Total	59	38	1765	29.9	290	647	.448	27	94	.287	141	226	.624	85	270	355	6.0	115	3	88	104	38	45	748	12.7
* at Florida State University																									

2022-23	GS	MIN	FG	3FG	FT	O-D-T	AVG	PF	FO	A	TO	Blk	Stl	Pts	Avg
Stetson	*	38	6-11	0-0	4-7	3-4-7	7.0	3	0	0	4	1	1	16	16.0
at UCF	*	21	2-5	0-0	1-2	1-2-3	5.0	5	1	0	1	0	1	5	10.5
Troy	*	26	1-3	0-1	1-2	0-1-1	3.7	5	1	2	3	0	0	3	8.0
Florida	*	35	5-12	0-1	4-4	2-5-7	4.5	2	0	2	1	0	1	14	9.5
Mercer	*	32	6-10	1-1	5-6	0-3-3	4.2	0	0	2	1	2	2	18	11.2
vs. Siena	*	33	6-15	0-0	2-4	2-4-6	4.5	1	0	0	1	0	1	14	11.7
vs. Stanford	*	36	1-9	0-2	2-4	0-2-2	4.1	1	0	3	5	1	2	4	10.6
vs. Nebraska	*	31	6-11	0-1	5-6	4-2-6	4.4	1	0	1	5	0	0	17	11.4
Purdue	*	29	8-12	1-1	3-3	1-5-6	4.6	3	0	1	0	0	0	20	12.3
at Virginia	*	36	5-11	0-1	1-1	4-6-10	5.1	1	0	1	1	0	1	11	12.2
Louisville	*	30	5-13	1-2	1-2	0-8-8	5.4	3	0	1	1	0	2	12	12.2
USC Upstate	*	37	7-14	1-3	1-1	1-9-10	5.8	2	0	3	5	1	0	16	12.5
vs. St. John's	*	37	8-13	1-2	6-9	1-12-13	6.3	0	2	3	0	2	2	23	13.3
Notre Dame	*	35	6-14	3-4	4-5	2-10-12	6.7	1	0	3	1	0	1	19	13.7
at Duke	*	38	4-14	0-0	10-10	2-8-10	6.9	3	0	3	3	0	1	18	14.0
Ga. Tech	*	38	9-16	1-2	2-4	2-10-12	7.3	0	1	2	2	0	2	21	14.4
at Wake For.	*	37	8-13	1-2	2-5	1-11-12	7.5	2	0	1	3	1	1	19	14.7
Virginia	*	40	4-9	1-2	1-4	1-9-10	7.7	1	0	2	3	3	0	10	14.4
at Notre Dame*	*	37	5-10	1-3	3-6	0-16-16	8.1	0	1	5	2	3	0	14	14.4
at Pittsburgh	*	34	4-7	1-2	2-2	0-8-8	8.1	0	0	3	3	1	0	11	14.3
Miami	*	37	4-12	1-3	1-2	2-3-5	8.0	1	0	1	1	1	2	10	14.0
Clemson	*	38	6-16	3-9	3-3	0-4-4	7.8	5	1	4	1	1	0	18	14.2
at NC State	*	31	5-11	0-1	2-5	1-2-3	7.6	0	0	1	2	0	0	12	14.1
at Louisville	*	36	5-12	0-2	5-6	3-7-10	7.7	1	0	3	2	2	2	15	14.2
Syracuse	*	37	9-19	1-4	0-0	4-8-12	7.8	2	0	3	3	2	0	19	14.4
Pittsburgh	*	34	2-8	1-2	1-2	1-5-6	7.8	0	0	2	0	2	1	6	14.0
at Clemson															
Boston Col.															
at Miami	*	29	8-15	1-2	3-3	1-4-5	7.7	2	0	0	2	0	1	20	14.3
N. Carolina	*	34	4-13	0-1	4-6	2-7-9	7.7	4	0	0	0	1	1	12	14.2
at Va. Tech	*	33	5-17	0-3	0-0	1-3-4	7.6	1	0	2	5	2	0	10	14.0
vs. Ga. Tech	*	21	3-8	1-3	1-2	0-3-3	7.4	1	0	0	1	0	0	8	13.8

2021-22	GS	MIN	FG	3FG	FT	O-D-T	AVG	PF	FO	A	TO	Blk	Stl	Pts	Avg
Penn	20	4-9	0-2	1-2	2-3-5	5.0	1	0	1	0	0	0	9	9.0	
at Florida	30	5-10	1-1	0-2	1-5-6	5.5	3	0	1	1	1	1	11	10.0	
Tulane	20	2-6	0-1	1-2	2-5-7	6.0	2	0	3	1	0	0	5	8.3	
vs. LMU	17	6-8	0-1	1-2	0-1-1	4.8	3	0	1	0	0	1	13	9.5	
vs. Missouri	18	4-8	0-2	2-2	0-4-4	4.6	1	0	1	2	1	1	10	9.6	
Boston U.	33	8-15	0-0	1-2	3-4-7	5.0	3	0	3	3	2	1	17	10.8	
at Purdue	21	3-10	0-2	1-2	1-0-1	4.4	2	0	0	1	0	1	7	10.3	
Syracuse	17	2-6	0-2	2-3	0-1-1	4.0	0	0	0	0	2	0	6	9.8	
vs. S. Carolina	17	2-7	0-2	1-2	2-1-3	3.9	3	0	0	2	0	0	5	9.2	
Lipscomb	DNP (COVID protocols)														
at NC State	27	5-10	0-0	3-5	5-5-10	4.5	1	0	2	1	1	1	13	9.6	
at Wake For.	20	3-8	0-0	7-11	1-1-2	4.3	4	0	0	3	0	3	13	9.9	
Louisville	27	7-8	1-1	2-6	1-4-5	4.3	2	0	0	0	0	0	17	10.5	
Miami	22	5-7	1-2	4-5	1-3-4	4.3	1	0	0	2	0	0	15	10.8	
at Syracuse	20	4-5	0-0	1-4	0-3-3	4.2	2	0	1	1	0	0	9	10.7	
Duke	22	4-10	0-1	0-3	3-3-6	4.3	3	0	0	1	0	0	8	10.5	
North Florida	27	8-16	0-0	5-9	4-6-10	4.7	0	0	4	2	0	2	21	11.2	
at Miami	22	2-5	0-0	1-0	2-5-7	4.8	2	0	1	1	0	0	4	10.8	
at Ga. Tech	27	2-10	0-1	1-3	1-6-7	4.9	3	0	3	0	0	0	5	10.4	
Va. Tech	*	34	3-11	0-1	4-4	1-4-5	4.9	1	0	3	1	0	0	10	10.4
at Clemson	20	3-8	0-2	3-3	0-2-2	4.8	2	0	2	1	0	1	8	10.3	
Wake For.	*	38	4-15	0-3	2-5	4-5-9	5.0	4	0	2	3	1	3	11	10.3
Pittsburgh	*	35	4-13	1-3	3-4	3-4-7	5.1	2	0	1	3	0	1	12	10.4
at N. Carolina	*	27	4-9	1-1	4-6	1-0-1	4.9	1	0	0	0	1	2	13	10.5
Clemson	*	30	6-13	0-0	1-2	0-1-1	4.8	3	0	0	1	0	0	13	10.6
at Duke	*	38	7-13	0-0	2-4	1-1-2	4.6	3	0	3	0	1	0	16	10.8
at Boston Col.	*	37	7-18	0-2	4-6	1-7-8	4.8	2	0	0	2	0	0	18	11.1
at Virginia	*	37	8-14	1-2	3-7	1-2-3	4.7	1	0	1	2	1	1	20	11.4
Notre Dame	DNP (illness)														
NC State	28	5-9	0-0	1-2	0-2-2	4.6	2	0	1	2	2	1	11	11.4	
vs. Syracuse	29	6-13	0-2	1-2	2-1-3	4.6	2	0	1	2	1	0	13	11.1	

CLEVELAND'S CAREER HIGHS

recorded at Florida State University

Points

Career: 23 vs. St. John's, 12/17/22~
ACC: 21 Georgia Tech, 1/7/23

Rebounds

Career: 16 at Notre Dame, 1/17/23
ACC: 16 at Notre Dame, 1/17/23

Assists

Career: 5 at Notre Dame, 1/17/23
ACC: 5 at Notre Dame, 1/17/23

Steals

Career: 3 2x, last vs. Wake Forest, 2/5/22
ACC: 3 2x, last vs. Wake Forest, 2/5/22

Blocked Shots

Career: 3 2x, last at Notre Dame, 1/17/23
ACC: 3 2x, last at Notre Dame, 1/17/23

Field Goals Made

Career: 9 2x, last vs. Syracuse, 2/8/23
ACC: 9 2x, last vs. Syracuse, 2/8/23

Field Goal Attempts

Career: 19 Syracuse, 2/8/23
ACC: 19 Syracuse, 2/8/23

3-Point Field Goals Made

Career: 3 2x, last vs. Clemson, 1/28/23
ACC: 3 2x, last vs. Clemson, 1/28/23

3-Point Field Goal Attempts

Career: 9 Clemson, 1/28/23
ACC: 9 Clemson, 1/28/23

Free Throws Made

Career: 10 at Duke, 12/31/22
ACC: 10 at Duke, 12/31/22

Free Throw Attempts

Career: 11 at Wake Forest, 1/4/22
ACC: 11 at Wake Forest, 1/4/22

Minutes

Career: 40 Virginia, 1/14/23
ACC: 40 Virginia, 1/14/23

CAREER DOUBLE-DOUBLES (13)

19pts, 12reb vs. Syracuse, 2/8/23
15pts, 10reb at Louisville, 2/4/23
14pts, 16reb at Notre Dame, 1/17/23
10pts, 10reb vs. Virginia, 1/14/23
19pts, 12reb at Wake Forest, 1/11/23
21pts, 12reb vs. Georgia Tech, 1/7/23
18pts, 10reb at Duke, 12/31/22
19pts, 12reb vs. Notre Dame, 12/21/22
23pts, 13reb vs. St. John's, 12/17/22~
16pts, 10reb vs. USC Upstate, 12/13/22
11pts, 10reb at Virginia, 12/3/22
21pts, 10reb vs. North Florida, 1/20/22
13pts, 10reb at NC State, 1/1/22


~ Regular season game at neutral site



#10 PAUL DJOBET
FIRST-YEAR FRESHMAN
6-7 • 195 • GUARD
LILLE, FRANCE
WEST OAKS ACADEMY (FLA.)

High School: Graduated from West Oaks Academy in Orlando, Fla. ... Tabbed a four-star prospect and the No. 14 player in Florida by ESPN ... Labeled a three-star recruit by 247Sports and Rivals ... Placed No. 235 nationally in the 247Sports Composite rankings ... McDonald's All-American Game nominee ... Averaged 18.0 points, 9.8 rebounds and 2.8 assists per game as a senior, earning SIAA Player of the Year and First Team All-State honors ... Helped his team to a 21-9 record and an appearance in the SIAA state final ... First Team All-Grind Session designee after posting multiple double-doubles and leading West Oaks to the semifinals ... Spent his junior and sophomore years at Solid Rock Academy (Ga.), winning the GISA state championship and GISA Player of the Year plaudits both seasons ... Averaged 32.0 points, 14.0 rebounds and 2.5 assists per game as a junior, aiding his team to a 26-4 record ... Spent his freshman year of high school at Lycée du Noordover in France ... West Oaks basketball alumni include Matt Bewley, Ryan Bewley, Wesley Cardet Jr., Sylvain Francisco and Corey Sanders, among others.

Personal: Full name is Paul-Mathis Armstrong Djobet ... Last name is pronounced Joe-BAY ... Nickname is French Connection ... Born Sept. 17, 2004 ... Parents are Ghislaine Djobet and the late Georges Djobet... Mother is a chef ... Has two older brothers, Yann and Mathieu, as well as an older sister, Morgane, and a younger brother, Karl ... Majoring in exercise physiology ... Favorite athletes are Luka Doncic and Damian Lillard ... Committed to Miami because of his relationship with Jim Larrañaga, who was recruiting him the hardest of any coach.



#7 KYSHAWN GEORGE

FIRST-YEAR FRESHMAN


6-8 • 205 • GUARD

MONTHHEY, SWITZERLAND

LYCÉE EMILAND GAUTHEY (FRANCE)

High School: Graduated from Lycée Emiland Gauthey in France ... Considered the No. 202 overall recruit in the On3 Consensus rankings, placing No. 39 among small forwards ... Tabbed as a three-star prospect by both On3 and 247Sports ... Played for Élan Chalon in France for four years ... Put up 17.6 points, 6.5 rebounds, 3.8 assists and 2.4 steals per game for the U21 team in 2022-23, shooting 44.7 percent from the floor and 73.2 percent at the line ... Scored 28-plus points in three of his 12 outings ... Named a First Team All-U21 Espoir Pro B selection ... Also averaged 2.9 points per game in 23 appearances at the top level, helping the team to a 25-9 record and an LNP Pro B league championship ... Posted 11.1 points, 2.0 rebounds and 1.6 assists per game for the U21 team in 2021-22, aiding the club to a quarterfinal appearance ... Primarily competed in the U18 division in 2020-21 and 2019-20 ... Played in six games for Switzerland in the 2019 FIBA U16 European Championship Division B in Podgorica, Montenegro ... Aided his team to a 2016 Swiss title at the U16 level while just 13 years old.

Personal: Full name is Kyshawn Shanty Alonzo George ... First name is pronounced KEY-Shawn ... Born Dec. 12, 2003 ... Parents are Deon and Sophie George ... Father manages a sports center in a private school and mother is a teacher ... Father scored 1,288 points at St. Francis (PA) from 1990-94 before playing abroad professionally ... Has an older brother, Jamal ... Majoring in sport administration ... Graduated from high school with honors ... Best sports memory is hitting a game-winning buzzer-beater in January 2023 against Antibes ... Committed to Miami over Illinois, LSU, Pittsburgh, SMU, Texas and Xavier ... Chose Miami because he felt comfortable on his visit and had a good feeling being around the players and coaches ... First player in program history to wear a uniform number that does not end with 0-5.



#4 BENSLEY JOSEPH

THIRD-YEAR JUNIOR

6-2 • 196 • GUARD

ARLINGTON, MASS.

PUTNAM SCIENCE ACADEMY (CONN.)

HURRICANES

As a Sophomore (2022-23): Played in all 37 games, starting two ... Averaged 5.3 points, 2.1 rebounds and 2.0 assists in 20.0 minutes per contest ... Shot 39.8 percent from 3-point range, second-best on the team ... Placed fourth among Hurricanes in made 3-pointers (35), assists and blocks (12 total) ... Became the 13th player in program history to hit four-plus 3-pointers without a miss and the first since Anthony Lawrence II on 2/3/16 ... Tied the record for most made 3-pointers without a miss by a Hurricane at the Watsco Center (four) ... Finished fifth in ACC Sixth Man of the Year balloting ... Scored in double figures seven times and grabbed five-plus rebounds four times ... Posted three-plus assists in 12 outings, with five-plus in five ... Logged multiple steals six times ... Played 20-plus minutes in 20 outings, with 25-plus in nine of them and 30-plus in two ... Led or co-led Miami in assists six times, steals six times, blocks thrice and minutes once ... Recorded three of the eight occurrences of a Hurricane hitting multiple 3-pointers without a miss, including the lone 4-of-4 performance ... Opened the season with six points, five rebounds and two steals in 26 minutes against Lafayette (11/7) ... Scored 12 points, his first double-digit performance, on 4-of-6 shooting, including a 3-of-4 clip from deep against Florida A&M (11/15) ... Scored seven points on 3-of-5 shooting versus Providence (11/19) in Uncasville, Conn. ... Set a career high with six assists in 28 minutes against St. Francis Brooklyn (11/23) ... Logged seven points and four assists at UCF (11/27) ... Finished with six points, three assists and a career-best three steals in 25 minutes in the comeback win over Rutgers (11/30) ... Registered 12 points, three assists and two steals in 31 minutes against Cornell (12/7), shooting a perfect 4-of-4 from

the 3-point line ... Made his first collegiate start against St. Francis (PA) (12/17) and set career highs in points (14), rebounds (seven) and made field goals (five), while tying his top marks in assists (six) and made 3-pointers (four), shooting 5-of-7 overall and 4-of-6 from deep in 29 minutes ... Totaled eight points and three rebounds in 28 minutes in the win against sixth-ranked Virginia (12/20), hitting all three of his field goals, including both his 3-pointers ... Scored 11 points on 4-of-5 shooting in 26 minutes at NC State (1/14) ... Posted seven points at Pittsburgh (1/28) ... Compiled nine points, three assists and two steals against Virginia Tech (1/31), shooting 3-of-5 from the floor and hitting both his free throws ... Tallied 10 points, three rebounds and two assists at Virginia Tech (2/21), finishing 4-of-4 at the stripe to tie a career high in makes ... Started against Florida State (2/25) and put up 12 points, a career-high-tying seven rebounds and five assists in a career-high 37 minutes, shooting 4-of-8 from the field and 3-of-3 at the line ... Notched 10 points, his third double-digit performance in a five-game stretch after totaling four previously, on 3-of-4 shooting, including a 2-of-3 clip from deep, versus No. 21 Duke (3/10) in the ACC Tournament semifinals ... Recorded seven points, five boards and two steals against No. 21/19 Indiana (3/19) in the NCAA Tournament Round of 32, shooting 2-of-4 beyond the arc ... Scored five points and set a career high with six free-throw attempts in the Elite Eight win over No. 5/7 Texas (3/26) ... Put up eight points and two assists against No. 10/12 Connecticut (4/1) in the Final Four, finishing 3-of-6 from the floor and hitting both his 3-pointers.

As a Freshman (2021-22): Appeared in the final 36 games of the season ... Averaged 2.3 points and 1.6 rebounds per game while shooting 39.5 percent (18-of-39) from 3-point range and 83.3 percent (15-of-18) at the line ... Made nine of his first 13 3-point attempts, including seven of his first nine ... After not playing in the season opener, debuted with three points in 17 minutes against UCF (11/13) ... Shot 4-of-4 on free throws, a season high in each area, at Florida Atlantic (11/16) in his first road action ... Posted a season-best eight points on 3-of-4 shooting, including a 2-of-3 clip from deep, against Dayton (11/25) in Kissimmee, Fla. ... Recorded seven points in 19 minutes versus NC State (12/29) ... Scored six points on a pair of 3-pointers, the latter giving Miami the lead after trailing by 18, in the win over Syracuse (1/5) ... Notched five points and two assists in 19 minutes in the victory against eventual NCAA runner-up North Carolina (1/18) ... Finished with five points, five rebounds and two assists in 22 minutes at Georgia Tech (1/29), hitting his lone 3-pointer ... Logged five points and two assists in 19 minutes versus Notre Dame (2/2) ... Set season highs in rebounds (six), assists (four) and minutes (28) against Georgia Tech (2/9), his third multi-assist outing in a four-game stretch after posting just two prior ... Scored six points and made both his 3-pointers at Pittsburgh (2/22) ... Tied his season high with six boards in 20 minutes in a homecoming game at Boston College (3/2) ... Appeared in all four NCAA Tournament games, including notching 15 minutes in the first-round win over No. 21/22 USC (3/18) and 17 in the Elite Eight game against the eventual national champion, third-ranked Kansas (3/27).

High School: Graduated from Putnam Science Academy (Conn.) ... Consensus top-150 recruit, unanimously considered the best prospect in Connecticut ... Considered

a four-star recruit by ESPN, 247Sports and the 247Sports Composite ... Ranked No. 80 overall and No. 14 among point guards by ESPN ... Placed No. 126 in the 247 rankings, including No. 19 at his position ... Tabbed as the No. 103 recruit, including No. 16 among point guards, by the 247Sports Composite ... Also finished No. 148 in the Rivals rankings, good for No. 27 at his position ... Missed his entire senior season with a left ankle injury sustained in a scrimmage ... Attended Cushing Academy (Mass.) as a junior and served as the team captain ... Averaged 15.4 points, 7.2 rebounds and 6.8 assists per game, en route to Class AA All-NEPSAC honors ... Went to his hometown Arlington High School (Mass.) for two years ... Played on the soccer team as a sophomore ... Former NBA guard Hamidou Diallo also graduated from Putnam, while the Milwaukee Bucks' Pat Connaughton also hails from Arlington, Mass.

Personal: Full name is Bensley Ralph Joseph ... Goes by Benz ... Born Feb. 18, 2002, in Miami ... Lived in Miami for the first eight months of his life, before moving to Massachusetts ... Mother is Rachel Lamonge, who is originally from Haiti ... Does not have any siblings ... Majoring in sociology with a minor in sport administration ... Favorite athlete is Damian Lillard because he is a realist on and off the court, as well as a reliable late-game player ... Best sports memory is hitting a buzzer-beating jump-shot against Canterbury School as a junior and getting mobbed by his teammates ... Committed to Miami over Boston College, Georgetown, Marquette and Providence ... Chose Miami because he felt the staff valued his game and showed the most interest.

JOSEPH CAREER STATISTICS										3-Point			Free Throws			Rebounds				Scoring									
Season	GP	GS	Min.	Avg.	FG	FGA	Pct.	FG	FGA	Pct.	FT	FTA	Pct.	Off.	Def.	Tot.	Avg.	PF	FO	Asst.	TO	Blk	Stl	Pts.	Avg.				
2021-22	36	0	480	13.3	26	75	.347	15	38	.395	15	18	.833	10	48	58	1.6	42	0	28	25	3	16	82	2.3				
2022-23	37	2	736	19.9	63	151	.417	35	88	.398	34	49	.694	13	63	76	2.1	66	0	75	42	12	23	195	5.3				
Total	73	2	1216	16.7	89	226	.394	50	126	.397	49	67	.731	23	111	134	1.8	108	0	103	67	15	39	277	3.8				

2022-23	GS	MIN	FG	3FG	FT	O-D-T	AVG	PF	FO	A	TO	Blk	Stl	Pts	Av
Lafayette	26	2-5	0-3	2-5	1-4-5	5.0	1	0	1	0	0	2	6	6.0	
UNCG	8	1-1	1-1	0-0	0-0-0	2.5	4	0	2	1	0	0	3	4.5	
Florida A&M	20	4-6	3-4	1-1	0-2-2	2.3	1	0	2	2	0	0	12	7.0	
vs. Prov.	17	3-5	1-3	0-0	1-0-1	2.0	3	0	1	0	0	0	7	7.0	
vs. Maryland	22	0-1	0-1	1-2	0-3-3	2.2	3	0	1	3	0	0	1	5.8	
St. Francis BK	28	1-5	0-3	2-2	0-2-2	2.2	0	0	6	2	1	1	4	5.5	
at UCF	24	2-4	1-2	2-2	0-1-1	2.0	3	0	4	3	0	1	7	5.7	
Rutgers	25	2-4	0-1	2-2	0-2-2	2.0	0	0	3	0	1	3	6	5.8	
at Louisville	23	1-6	0-3	3-3	1-2-3	2.1	1	0	2	1	1	1	1	5.7	
Cornell	31	4-5	4-4	0-0	0-2-2	2.1	3	0	3	4	1	2	12	6.3	
NC State	20	0-3	0-2	0-0	0-3-3	2.2	1	0	2	1	0	0	0	5.7	
St. Francis PA *	29	5-7	4-6	0-0	1-6-7	2.6	3	0	6	0	1	0	14	6.4	
Virginia	27	3-3	2-2	0-1	0-3-3	2.6	2	0	1	0	1	0	8	6.5	
at Notre Dame	23	1-6	0-3	0-0	0-1-1	2.5	0	0	0	2	0	0	2	6.2	
at Ga. Tech	26	1-7	1-5	0-2	1-3-4	2.6	3	0	3	0	1	1	3	6.0	
Boston Col.	23	1-5	1-3	0-0	0-1-1	2.5	0	0	2	0	0	0	3	5.8	
at NC State	27	4-5	1-2	2-3	0-0-0	2.4	3	0	0	3	0	1	11	6.1	
Syracuse	18	0-3	0-1	0-0	1-1-2	2.3	2	0	5	2	0	0	0	5.8	
at Duke	25	1-8	1-3	0-0	2-2-4	2.4	1	0	2	0	1	0	3	5.6	
at Florida St.	10	0-1	0-1	0-0	0-0-0	2.3	2	0	2	3	0	0	0	5.4	
at Pittsburgh	15	2-3	1-2	2-2	0-2-2	2.3	0	0	1	1	0	1	7	5.4	
Va. Tech	18	3-5	1-3	2-2	0-1-1	2.2	3	0	3	1	1	2	9	5.6	
at Clemson	12	0-2	0-2	0-0	0-2-2	2.2	1	0	1	1	1	0	0	5.3	
Duke	21	1-5	1-3	0-0	0-1-1	2.2	1	0	3	0	0	1	3	5.3	
Louisville	15	1-2	1-2	0-0	0-0-0	2.1	2	0	1	0	0	1	3	5.2	
at N. Carolina	16	1-3	1-2	0-0	0-1-1	2.0	2	0	0	1	0	0	3	5.1	
Wake For.	9	1-1	0-0	0-0	0-2-2	2.0	0	0	0	2	0	0	2	5.0	
at Va. Tech	14	2-3	2-3	4-4	1-2-3	2.1	0	0	2	0	0	0	10	5.1	
Florida St.	37	4-8	1-4	3-3	1-6-7	2.2	4	0	5	3	0	0	12	5.4	
Pittsburgh	10	1-2	0-0	0-0	0-2-2	2.2	1	0	0	2	1	0	2	5.3	
vs. Wake For.	16	2-4	1-2	0-0	0-0-0	2.2	1	0	0	2	0	0	5	5.3	
vs. Duke	22	3-4	2-3	2-2	0-1-1	2.1	3	0	1	0	0	2	10	5.4	
vs. Drake	12	0-2	0-1	2-4	0-1-1	2.1	3	0	0	1	0	0	2	5.3	
vs. Indiana	22	2-8	2-4	1-3	2-3-5	2.2	2	0	5	0	1	2	7	5.4	
vs. Houston	10	0-2	0-2	0-0	0-0-0	2.1	2	0	3	0	0	1	0	5.2	
vs. Texas	13	1-1	0-0	3-6	0-1-1	2.1	2	0	0	1	0	1	5	5.2	
vs. UConn	22	3-6	2-2	0-0	1-0-1	2.1	3	0	2	0	0	0	8	5.3	

2021-22	GS	MIN	FG	3FG	FT	O-D-T	AVG	PF	FO	A	TO	Blk	Stl	Pts	Av
Canisius	DNP														
UCF	16	1-1	1-1	0-0	0-1-1	1.0	2	0	1	0	0	1	3	3.0	
at Fla. Atlantic	13	0-1	0-0	4-4	0-1-1	1.0	0	0	0	0	0	0	4	3.5	
Florida A&M	8	0-3	0-0	0-0	0-3-3	1.7	0	0	1	1	0	0	0	2.3	
vs. Dayton	13	3-4	2-3	0-0	0-1-1	1.5	2	0	1	1	0	1	8	3.8	
vs. North Tex.	9	0-1	0-0	0-0	0-0-0	1.2	0	0	1	1	0	0	0	3.0	
vs. Alabama	15	0-1	0-0	0-1	0-3-3	1.5	2	0	0	2	0	0	0	2.5	
at Penn State	11	0-1	0-0	0-0	0-2-2	1.6	2	0	1	0	0	1	0	2.1	
Clemson	8	1-1	1-1	0-0	0-2-2	1.6	1	0	0	0	0	0	3	2.3	
Lipscomb	18	0-2	0-0	0-0	1-3-4	1.9	2	0	2	1	0	0	0	2.0	
vs. Fordham	6	0-0	0-0	0-0	0-0-0	1.7	0	0	1	1	0	0	0	1.8	
Stetson	17	1-3	1-1	2-2	2-0-2	1.7	1	0	1	1	0	0	5	2.1	
NC State	18	2-3	1-2	2-2	0-1-1	1.7	3	0	1	0	0	1	7	2.5	
Wake Forest	12	1-1	1-1	1-2	0-0-0	1.5	4	0	1	0	0	1	4	2.6	
Syracuse	13	2-6	2-6	0-0	0-1-1	1.5	0	0	1	1	0	1	6	2.9	
at Duke	6	0-0	0-0	0-0	0-0-0	1.4	1	0	0	1	0	1	0	2.7	
at Florida St.	12	0-1	0-1	0-0	0-0-0	1.3	0	0	0	1	0	0	0	2.5	
N. Carolina	19	2-4	1-2	0-0	0-3-3	1.4	2	0	2	0	0	0	5	2.6	
Florida St.	6	1-1	1-1	0-0	0-0-0	1.3	1	0	0	0	0	0	3	2.7	
at Va. Tech	13	0-1	0-0	0-0	0-0-0	1.3	1	0	0	0	0	0	0	2.5	
at Ga. Tech	22	1-1	1-1	2-3	0-5-5	1.5	0	0	2	3	0	0	5	2.7	
Notre Dame	19	2-4	1-2	0-0	1-1-2	1.5	2	0	2	0	0	0	5	2.8	
at Virginia	11	1-2	0-0	0-0	1-0-1	1.5	1	0	1	1	1	2	2	2.7	
Ga. Tech	29	1-5	0-3	2-2	2-4-6	1.7	1	0	4	1	0	1	4	2.8	
at Wake For.	14	1-2	0-1	0-0	0-4-4	1.8	2	0	2	1	0	0	2	2.8	
at Louisville	13	0-1	0-1	0-0	1-1-2	1.8	0	0	0	2	0	0	0	2.6	
Virginia	17	1-10	0-2	0-0	2-0-2	1.8	2	0	0	0	0	1	2	2.6	
at Pittsburgh	14	2-3	2-2	0-0	0-0-0	1.7	2	0	0	0	0	0	6	2.7	
Va. Tech	14	0-1	0-1	0-0	0-0-0	1.6	0	0	0	0	0	2	0	2.6	
at Boston Col.	19	1-4	0-1	0-0	0-6-6	1.8	1	0	0	2	1	0	2	2.6	
at Syracuse	13	1-1	0-0	0-0	0-1-1	1.8	0	0	0	1	0	1	2	2.6	
vs. Boston Col.	13	0-2	0-2	0-0	0-0-0	1.7	0	0	0	0	0	0	0	2.5	
vs. Duke	8	0-0	0-0	0-0	0-1-1	1.7	1	0	0	0	0	0	0	2.4	
vs. USC	15	0-1	0-1	2-2	0-1-1	1.7	0	0	0	1	0	0	1	2.4	
vs. Auburn	4	0-0	0-0	0-0	0-2-2	1.7	0	0	0	0	0	0	0	2.4	
vs. Iowa State	5	0-1	0-1	0-0	0-0-0	1.6	2	0	1	1	1	1	0	2.3	
vs. Kansas	17	1-2	0-1	0-0	0-1-1	1.6	4	0	1	2	0	0	2	2.3	

JOSEPH'S CAREER HIGHS

Points

Career: 14 St. Francis (PA), 12/17/22
ACC: 12 Florida State, 2/25/23

Rebounds

Career: 7 2x, last vs. Florida State, 2/25/23
ACC: 7 Florida State, 2/25/23

Assists

Career: 6 2x, last vs. St. Francis (PA), 12/17/22
ACC: 5 2x, last vs. Florida State, 2/25/23

Steals

Career: 3 Rutgers, 12/1/22
ACC: 2 3x, last vs. Virginia Tech, 1/31/23

Blocked Shots

Career: 1 15x, last vs. Indiana, 3/19/23&
ACC: 1 9x, last vs. Pittsburgh, 3/4/23

Field Goals Made

Career: 5 St. Francis (PA), 12/17/22
ACC: 4 2x, last vs. Florida State, 2/25/23

Field Goal Attempts

Career: 10 Virginia, 2/19/22
ACC: 10 Virginia, 2/19/22

3-Point Field Goals Made

Career: 4 2x, last vs. St. Francis (PA), 12/17/22
ACC: 2 4x, last at Virginia Tech, 2/21/23

3-Point Field Goal Attempts

Career: 6 2x, last vs. St. Francis (PA), 12/17/22
ACC: 6 Syracuse, 1/5/22

Free Throws Made

Career: 4 2x, last at Virginia Tech, 2/21/23
ACC: 4 at Virginia Tech, 2/21/23

Free Throw Attempts

Career: 6 vs. Texas, 3/26/23&
ACC: 4 at Virginia Tech, 2/21/23

Minutes

Career: 37 Florida State, 2/25/23
ACC: 37 Florida State, 2/25/23

& NCAA Tournament



#2 CARSON MASTIN

FIRST-YEAR FRESHMAN


6-3 • 190 • GUARD

AUSTIN, TEXAS

GEORGE SCHOOL (PA.)

High School: Graduated from George School in Newtown, Pa. ... Five-year basketball letter winner, one at George, three at The Haverford School and one at Harriton High School ... Averaged 12.0 points, 6.0 rebounds, 4.0 assists, 2.0 steals and 1.0 block per game as a senior ... Led his team to a 24-7 record, a conference title and a spot in the state title game ... Tallied 13.0 points, 8.0 rebounds, 3.0 assists, 2.0 blocks and 1.0 steal per game during his junior year at Haverford ... Aided his team to a conference championship as both a freshman and sophomore at Haverford ... Went to Harriton as a freshman before transferring to Haverford and reclassifying ... Four-year letter winner in track and field, placing third in Pennsylvania in the high jump among sophomores.

Personal: Full name is Carson Cole Mastin ... Born Dec. 4, 2003, in Cleveland ... Moved to Texas in 2008 ... Parents are Chris and Celeste Martin ... Father is retired and mother is the CEO of a public company ... Has an older sister, Cori ... Intends to major in finance with a minor in entrepreneurship ... Career goal is to start a wealth management company for athletes ... Enjoys fishing, swimming, surfing, playing tennis and reading, among other hobbies ... Posted a near-perfect GPA in high school ... Favorite athlete is Carlos Alcaraz because it is inspiring to see someone his age be the best player in his sport ... His favorite sports memories are his father teaching him to shoot and taking him to games as a kid ... Chose Miami because it felt like home, has nice people and has a great finance program.



#1 MICHAEL NWOKO

FIRST-YEAR FRESHMAN

6-10 • 245 • CENTER

TORONTO, ONTARIO

PROLIFIC PREP (CALIF.)

High School: Graduated from Prolific Prep in Napa, Calif. ... Tabbed a four-star recruit by On3, 247Sports and ESPN ... Placed No. 106 in the On3 national rankings, good for No. 18 among centers and No. 17 in California ... Finished No. 107 on 247Sports' list, coming in at No. 15 at his position and No. 17 in the state ... Finished at No. 121 overall in the On3 Consensus rankings, including No. 15 at the center spot and No. 19 in California ... McDonald's All-American Game nominee ... Averaged 12.0 points, 6.0 rebounds and 1.0 block per game as a senior ... Named a First Team All-Grind Session designee ... Helped the team win the Grind Session championship and a 35-2 final record ... Attended The Burlington School (N.C.) as a junior, aiding his team to a 32-7 record and a state title ... Went to St. Thomas More (Conn.) his first two years of high school, but did not play due to injuries and the COVID-19 pandemic ... Second-leading scorer in the Nike Hoop Summit game in April 2023 at the Moda Center in Portland, totaling 17 points, eight rebounds and two assists for the World Select Team, finishing 7-of-10 from the field and 3-of-3 at the line ... Helped Canada to a third-place finish at the 2022 FIBA U18 America Championship in Tijuana, Mexico, averaging 12.2 points and 8.3 rebounds per game on 66.7 percent (28-of-42)

shooting ... Led all players in rebounds in three of the team's five games and recorded two double-doubles ... Posted 15 points and 13 rebounds against Brazil in the semifinals, then scored a game-high 20 points versus Argentina in the third-place contest ... Graduated from Prolific Prep with three fellow top-110 recruits: Trey Green (Xavier), Aden Holloway (Auburn) and Yves Missi (Baylor) ... Jalen Green, Josh Jackson, Paul Scruggs and Gary Trent Jr., among others, also attended the school.

Personal: Full name is Michael Nwoko ... Last name is pronounced Nuh-WOE-Koe ... Nickname is Big Mike ... Born Oct. 21, 2004, in Houston ... Parents are Leonard and Anthonia Nwoko ... Father is an architect/entrepreneur and mother is a nurse ... Has two younger brothers, Jason and Nathan, and a younger sister, Krystle ... Majoring in exploratory arts & sciences with a minor in sport administration ... Posted a 3.6 GPA in high school ... Favorite athlete is LeBron James, whom he considers the best basketball player ever ... Best sports memory is winning the state title as a junior ... Committed to Miami over Georgia Tech, Providence, UCLA, Vanderbilt and others ... Chose Miami because of his desire to live in the area and the caliber of the basketball program.



#15 NORCHAD OMIER

FOURTH-YEAR JUNIOR

6-7 • 240 • FORWARD

BLUEFIELDS, NICARAGUA

ARKANSAS STATE | MIAMI PREP (FLA.)

As a Third-Year Sophomore (2022-23): *Third Team All-ACC ... Associated Press Second Team All-ACC ... KenPom First Team All-ACC ... NABC Second Team All-District 2 ... Lute Olson POY Watch List ... Karl Malone Award Preseason Watch List & Top 10 Candidate*

Played in all 37 games and made 36 starts ... Averaged 13.1 points, 10.0 rebounds, 1.3 assists, 1.1 steals and 1.1 blocks in 28.8 minutes per game ... Shot 57.4 percent from the floor and 73.6 percent at the stripe ... Posted a team-best 16 double-doubles ... Led or co-led the Hurricanes in rebounding, offensive rebounding (3.6), defensive rebounding (6.4), blocks and field-goal percentage ... Ranked second on Miami in free throws made (109) and attempted (148), plus third in made field goals (186) ... Finished fourth in rebounds (371), fourth in personal fouls (111), co-seventh in starts and eighth in field-goal percentage on the program's single-season leaderboard ... Tied the program's ACC-only single-season rebounding record with 196, as well as placed third in blocks (27), co-fifth in made field goals (109), co-fifth in free-throw attempts (81) and seventh in field-goal percentage (56.5) ... Already set the program record for career rebounds in NCAA Tournament play (60) ... Tied for the third-highest single-game rebounding total (17) by a Hurricane in Jim Larrañaga's tenure, including the top mark since Keith Stone on 2/19/20 at Virginia Tech in triple-overtime and the highest mark in regulation since Tonye Jekiri on 1/20/16 ... Notched the second 16-point, 16-rebound outing by a Miami player under Larrañaga, joining Ebuka Izundu on 11/13/18 ... Joined Kenny Kadji (2011-12) and Jack McClinton (2007-08) as the only Hurricanes to make an All-ACC team in their first year competing for the team ... Grabbed the co-fourth-most rebounds (16) ever by a Hurricane in an ACC game ... Tied for the most makes in single half without a miss (seven) since Miami joined the ACC in 2004-05 ... Recorded the second-most (13), co-third-most (12) and co-sixth-most (11) rebounds in a half by a Hurricane in the ACC era ... Recorded the two highest and co-third-highest NCAA Tournament single-game rebounding totals in program history (17, 14 and 13) ... Notched the third-most blocks in a single game in ACC Tournament action in program history (three) ... Became the 19th active DI player with at least 1,000 rebounds and the only one on that list not in at least his fourth year in college ... Finished fifth in

the nation in total rebounds (371; first in ACC), sixth in total offensive rebounds (133; second in ACC), tied for No. 11 in double-doubles (co-second in ACC), No. 12 in offensive rebounding average (co-second in ACC), No. 12 in rebounding average (third in ACC), No. 15 in total defensive rebounds (238; second in ACC), No. 17 in offensive rebounding percentage (15.3; third in ACC), No. 30 in defensive rebounding percentage (26.2; second in ACC), No. 33 in field-goal percentage (second in ACC), No. 42 in defensive rebounds per game (fourth in ACC) and No. 99 in total blocks (42; sixth in ACC) ... Also placed eighth in the ACC in blocks per game ... In ACC-only play per-game averages, finished second in field-goal percentage (56.5), co-second in offensive rebounding (3.2), fourth in rebounding (9.8), fourth in defensive rebounding (6.7) and fourth in blocks (1.4) ... Eighth ACC player (10th occurrence) in the last 30 years—five of prior six who have exhausted their eligibility were top-five NBA Draft picks—to average at least 13.0 points and 10.0 rebounds per game on 57.0 percent shooting, as well as one of five DI players—alongside Zach Edey, Jesse Edwards, Enrique Freeman and Trayce Jackson-Davis—to do so in 2022-23 ... Third player in the last eight NCAA Tournaments (2015-10; 2021-23) to post at least three outings with 13-plus rebounds in the same tournament, alongside North Carolina's Armando Bacot (2022) and Oregon's Jordan Bell (2017) ... Paced all players in the 2023 NCAA Tournament with 60 rebounds ... Scored in double figures 31 times, including 16 in a row, with 15-plus points 14 times, including seven in a nine-game stretch, and 20-plus thrice, including two in a three-game span ... Grabbed at least seven rebounds in 34 outings, with 10-plus in 19, including five straight, and 15-plus in three ... Pulled down at least three offensive boards 29 times, with five-plus eight times and eight thrice ... Dished out multiple assists 11 times, including in five of the last nine contests, with three-plus six times, half in a seven-game stretch, and four twice ... Blocked multiple shots on 14 occasions, including in 11 of the first 21 games, with three-plus five times, including three straight, and four twice ... Collected multiple steals in 12 contests, with three-plus in four ... Played at least 30 minutes on 17 occasions and reached 35-plus twice ... Registered double-digit points and/or rebounds in 34 contests ... Led or co-led Miami in rebounding a team-high 30 times, in blocks a team-best 18 times, in



steals a co-team-high 11 times including each of the last four games, in scoring eight times, in minutes twice and in assists once ... Recorded all 13 instances of a Hurricane grabbing 13-plus rebounds and five of the six outings with three-plus blocks, including the only two with four ... Lone Miami player to eclipse 40 minutes in an outing (40:16) ... Posted the second-most made field goals (10), co-second-most made free throws (nine), co-third-most free-throw attempts (10) and co-third-most steals (four) in a single game by a Hurricane ... Opened his Miami career with 11 points and 15 rebounds (eight offensive) in 35 minutes against Lafayette (11/7) ... Totaled a season-high 21 points, seven rebounds, three blocks and two steals, shooting 10-of-12 to set a season best in makes, versus Florida A&M (11/15) and went 7-of-7 before the half ... Amassed 19 points, 12 rebounds and two blocks, while shooting 5-of-5 at the line, against Providence (11/19) in Uncasville, Conn. ... Put up 13 points, 10 rebounds and two assists versus St. Francis Brooklyn (11/23) ... Logged 10 points, 13 rebounds (eight offensive) and two assists at UCF (11/27) ... Tallied 17 points, shooting 6-of-7 from the floor and 5-of-6 at the line, and nine rebounds against Rutgers (11/30), hitting the game-winning jump-shot with 1:22 left ... Registered 17 points, 12 rebounds (five offensive), three assists and two blocks versus Cornell (12/7), shooting 6-of-7 from the floor and blocking the would-be game-winning 3-pointer at the buzzer, becoming one of 10 players with 17p/12r/3a/2b/85fg% against a DI foe in the last decade ... Finished with 11 points and 11 boards in the comeback win over NC State (12/10) ... Had 14 points, nine rebounds and three blocks versus St. Francis (PA) (12/17) ... Accumulated 10 points, eight rebounds (five offensive), a season-high four blocks, two steals and a 4-of-4 free-throw clip in the triumph over sixth-ranked Virginia (12/20) ... Scored 18 points, eclipsing 1,000 total in just his 66th appearance, on 8-of-11 shooting at Notre Dame (12/30), adding seven boards and three blocks ... Posted 17 points and eight boards at Georgia Tech (1/4) ... Amassed 13 points, shooting 6-of-9, and 13 boards against Boston College (1/11) ... Notched a second consecutive 13-point, 13-rebound performance on a 6-of-9 shooting, adding a season-best four blocks in a career-high 40 minutes, at NC State (1/14) ... Recorded 16 points, 16 rebounds (seven offensive and 12 in the second half) and two blocks in the comeback victory over Syracuse (1/16), finishing 6-of-10 from the field and 4-of-5 at the line in 34 minutes ... Had nine points and 14 rebounds, the most by a visiting player at Cameron Indoor Stadium since eventual ACC Player of the Year Moses Wright of Georgia Tech on 1/26/21, at Duke (1/21), adding two blocks and two steals, with 11 of his boards in the second half ... Registered 12 points, 11 rebounds and a career-high-tying four assists at Florida State (1/24) ... Scored a season-

high-tying 21 points on 9-of-12 shooting against Virginia Tech (1/31), adding eight boards and two assists ... Logged 17 points and 10 rebounds in the victory over RV/No. 24 Duke (2/6), hitting both his 3-pointers, doubling his career total in makes, and all three of his free throws ... Tied a season best with 21 points on a 6-of-7 field-goal clip and 9-of-10 free-throw mark against Louisville (2/11), matching a career high attempts from the line, while adding seven boards and two blocks ... Finished with 17 points on 7-of-8 shooting, hitting his only 3-pointer and both his free throws, to go along with eight rebounds versus Wake Forest (2/18) ... Accumulated 17 points, 14 rebounds (six offensive) and three steals at Virginia Tech (2/21), shooting 5-of-6 at the stripe ... Posted 15 points, eight boards and three assists against Florida State (2/25), making his lone 3-pointer ... Ended with 14 points, 10 rebounds, two assists, three blocks and two steals against Wake Forest (3/9) in the ACC Tournament quarterfinals, shooting 5-of-8 on field goals and 4-of-5 on free throws ... Played just 66 seconds against No. 21 Duke (3/10) in the ACC Tournament semifinals, departing after the third possession due to a right ankle injury ... Played 36 minutes against Drake (3/17) in the NCAA Tournament opener, totaling 12 points, 14 rebounds (five offensive) and an 8-of-9 free-throw clip ... Grabbed a season-high 17 rebounds, including a co-season-best eight on the offensive end and 13 after the break, against No. 21/19 Indiana (3/19) in the Round of 32 ... Registered 12 points, 13 boards and three assists versus No. 2/1 Houston (3/24) in the Sweet 16 ... Tallied 11 points, nine rebounds and two assists in the Elite Eight win over No. 5/7 Texas (3/26) ... Had eight points and seven boards, reaching quadruple digits for his career with his first rebound of the night, against No. 10/12 Connecticut (4/1) in 35 minutes the Final Four.

As a Second-Year Freshman at Arkansas State (2021-22): *Sun Belt Player of the Year ... Sun Belt Defensive Player of the Year ... KenPom Sun Belt Player of the Year ... First Team All-Sun Belt ... NABC First Team All-District 23 ... Preseason Sun Belt Player of the Year ... Preseason First Team All-Sun Belt ... Four-time Sun Belt Player of the Week (12/21, 12/28, 1/11, 1/25)*

Played in all 29 contests, starting 28 ... Averaged 17.9 points, 12.2 rebounds, 1.2 assists, 1.6 steals and 2.0 blocks in 28.9 minutes per game ... Shot 63.2 percent from the floor and 72.9 percent at the line ... Registered 20 double-doubles, including 10 in a row ... Led the team in scoring, made field goals (203), field-goal percentage, made free throws (113), free-throw attempts (155), rebounding, offensive rebounding (4.0), defensive rebounding (8.2) and blocked shots ... Placed second in steals and third in free-throw percentage ... Finished second all-time at

Arkansas State in career rebounding average (12.2), fifth in career blocks (90) and sixth in career field-goal percentage (59.4) ... Set the Red Wolves' single-season offensive rebounding record (116), while placing second in total rebounds (353), eighth in rebounding average and eighth in total blocks (57) ... Fourth Sun Belt Player of the Year recipient—third individual—in Arkansas State history and first since 1998-99 ... Fourth Sun Belt Defensive Player of the Year designee—third individual—in program history and first since 2001-02 ... Fifth two-time First Team All-Sun Belt honoree at Arkansas State and first since 2001-02 ... Third player in league history to win Sun Belt Player of the Year and Defensive Player of the Year in the same season and first since 2003-04 ... Eighth underclassman ever to win Sun Belt Player of the Year ... Tied for the second-highest single-game rebounding total (26) in program history, grabbing the most by any Arkansas State player since 3/2/70 ... Tied for the sixth-most single-game made field goals without a miss (six) ever by a Red Wolf ... Recorded the 34th 35-point showing in school history ... Led the Sun Belt in double-doubles (sixth in NCAA), field-goal percentage (eighth in NCAA), rebounding (fourth in NCAA), offensive rebounding (third in NCAA) and defensive rebounding (seventh in NCAA) ... Finished second in scoring (No. 70 in NCAA), made field goals (No. 79 in NCAA) and block per game (No. 45 in NCAA), as well as third in made free throws (No. 124 in NCAA) and free-throw attempts (No. 97 in NCAA) ... Also placed seventh in steals per game (No. 147 in NCAA), No. 10 in free-throw percentage and No. 24 in minutes per game ... In league-only play, led the Sun Belt in field-goal percentage (63.4), rebounding (13.3), offensive rebounding (3.7) and defensive rebounding (9.5) ... Placed second in scoring (17.9), made free throws (64) and free-throw attempts (90), plus third in blocks (2.0), fifth in steals (1.7), No. 10 in minutes (33.0) and No. 13 in free-throw percentage (71.1) ... Posted four of the five highest single-game rebounding totals by a Sun Belt player, including the top mark (26) ... Logged the most single-game made field goals (15) by any player in the league and tied for the highest single-game block total (six) ... First player in league history to average 19.0 points and 13.0 rebounds in conference action ... Lone DI player in the last 30 years to average at least 17.5 points, 12.0 rebounds, 1.5 steals and 1.5 blocks per game while shooting over 60 percent from the floor in a season, with Louisiana Tech's Paul Millsap (2005-06) the only other one to do so at 55-plus percent ... Joined Utah Valley's Fardaws Aimaq and Kentucky's Oscar Tshiebwe as the only DI players to average 17.0 points and 12.0 rebounds per game in 2021-22, becoming the first individuals to do so since 2017-18 ... The 21st DI player—23rd occurrence—with 500p/350r/50b/40s in a season over the past 30 years, including one of seven to shoot over

60 percent, alongside Tshiebwe, North Carolina's Brice Johnson in 2015-16, Kentucky's Anthony Davis in 2011-12, Morehead State's Kenneth Faried in 2010-11, Duke's Elton Brand in 1998-99 and Michigan's Chris Webber in 1992-93 ... Posted the second-highest single-game rebounding total of any DI player in 2021-22 and the co-fourth-highest mark by any player against a DI foe in the last 12 seasons (2010-22) ... Scored double-digit points 24 times, with 15-plus nine times, 20-plus 12 times, 29-plus four times and 31-plus thrice ... Pulled down at least five rebounds in every game, with 10-plus in 21, 12-plus in 15, 15-plus in nine and 17-plus in four ... Distributed multiple assists eight times, with three thrice ... Recorded multiple steals 12 times, with three-plus six times and four-plus thrice ... Blocked a shot in 24 outings, with multiple in 15, three-plus in eight and five-plus in three ... Played 30-plus minutes 13 times, with 35-plus 10 times and 38-plus four times ... Solely paced the Red Wolves in rebounding 27 times and tied for the top mark in the other two games ... Led or co-led Arkansas State in blocks a team-best 22 times, including eight games in a row, as well as in scoring a team-best 17 times and in steals in 12 times ... Registered the 11 highest single-game rebounding totals by an Arkansas State player, the 10 highest single-game made field-goal figures, the eight top single-game block marks and the top four single-game point totals ... Also posted the most made field goals without a miss (six) and the co-highest single-game steals figure (five) ... Made the second-most free throws without a miss (seven) ... Averaged 20.8 points and 13.4 rebounds per game overall the final 19 contests, posting at least eight and eight in every one ... Opened the season with 15 points, 12 rebounds, three steals and four blocks against Harding (11/9) ... Scored 16 points on a perfect 6-of-6 clip against Central Baptist (11/15) ... Notched 18 points on 7-of-10 shooting to go along with 12 rebounds and a career-high-tying three assists at Southeast Missouri State (11/19) ... Put up 19 points, shooting 7-of-9 from the floor and 5-of-6 at the line, versus Central Arkansas (12/4), adding 13 boards and two blocks ... Registered 14 points on 6-of-7 shooting, 12 rebounds, a co-career-high three assists and three steals at Arkansas-Pine Bluff (12/8) ... Posted 15 points, 15 rebounds, a 5-of-6 free-throw clip, two assists and two blocks at Mississippi Valley State (12/11) ... Started his 10-game double-double streak with 22 points on 9-of-14 shooting, 16 rebounds and a career-high six blocks against Air Force (12/19) ... Notched 31 points on 15-of-19 shooting, good for a career best in makes, versus Lyon (12/21), adding 10 boards and five blocks ... Scored 18 points, shooting 6-of-8 from the field and 6-of-6 at the line, to go along with 11 rebounds, two assists, two steals and two blocks against Georgia Southern (1/1) ... Dropped 29 points on an 11-of-14 clip from the floor and a 7-of-8



mark from the line at Louisiana (1/6), adding 17 rebounds and three blocks in 36 minutes ... Tallied 24 points, 11 rebounds, two steals and four blocks in a career-best 39 minutes at UL Monroe (1/8), shooting 10-of-15 from the floor and 4-of-5 at the stripe ... Logged 18 points, 16 rebounds, two assists and two steals in 36 minutes versus UT Arlington (1/20) ... Finished with 23 points on 10-of-12 shooting, 13 boards and three blocks in a career-high-tying 39 minutes against Texas State (1/22) ... Tallied 11 points, 10 rebounds and two blocks in 38 minutes at Appalachian State (1/27) ... Recorded 22 points on 10-of-13 shooting, 10 rebounds and two steals in 36 minutes at Coastal Carolina (1/29) ... Amassed 23 points and a career-best 26 rebounds, including a career-high 10 on the offensive end, in 37 minutes against UL Monroe (2/3), shooting 8-of-12 on field goals and 7-of-10 on free throws, while logging just the fourth 20-point, 25-rebound game against a DI team in the past 12 seasons (2010-22) and the first since 2/8/20 ... Compiled eight points, 17 rebounds and two assists versus Louisiana (2/5) ... Dropped 31 points, shooting 12-of-16 from the field and 7-of-9 at the line, at Troy (2/10), adding 11 boards for a 12th consecutive double-digit rebounding total ... Produced 14 points, nine rebounds, four steals and four blocks at Texas State (2/17), shooting 6-of-7 at the stripe ... Finished with 22 points on 9-of-11 shooting, 16 rebounds, two assists and three steals in 35 minutes at UT Arlington (2/19) ... Totaled 23 points, 15 rebounds, a co-career-high three assists, a career-best five steals and five blocks in 38 minutes against Coastal Carolina (2/23), becoming the first DI player in the last 25 years with 20p/15r/3a/5s/5b in a game ... Poured in a career-best 35 points on 13-of-21 shooting from the floor and a 9-of-12 clip from the line, setting career highs in the latter two marks, in the Sun Belt Conference Tournament opener against UL Monroe (3/3), adding 13 boards and two steals ... Ended the year with 21 points and 17 rebounds in 37 minutes versus Georgia State (3/5) in the Sun Belt quarterfinals, shooting 7-of-7 at the line.

Nicaraguan National Team (Summer 2021): Played in six of seven games, including four wins, during FIBA World Cup 2023 Americas Pre-Qualifiers ... Averaged 15.0 points, 11.8 rebounds, 2.0 assists, 1.7 blocks and 1.5 steals per contest, logging five double-doubles ... Helped Nicaragua advance to Phase B of the qualifiers with wins over Guyana, Jamaica and El Salvador in April in San Salvador, El Salvador ... Registered 14 points and 10 rebounds in opener against Guyana, 14 points and 13 rebounds versus Jamaica and then 13 points and five rebounds against El Salvador ... Posted a double-double in all three games of second-round qualifiers in July in Santiago, Chile ... Tallied 20 points and 13 rebounds in win over Paraguay, 11 points and

12 rebounds versus Bolivia and then 18 points and 18 rebounds against undefeated Chile.

As a Freshman at Arkansas State (2020-21): Sun Belt Freshman of the Year ... First Team All-Sun Belt ... Colleg Insider.com Kyle Macy Freshman All-American ... NABC Second Team All-District 23

Appeared in 23 of 24 games, starting his final 22 outings ... Averaged 12.6 points, 12.3 rebounds, 1.2 steals and 1.4 blocks in 26.7 minutes per game ... Shot 53.9 percent from the field ... Tallied 15 double-doubles ... Paced the team in made field goals (118), field-goal percentage, rebounding, offensive rebounding (4.0), defensive rebounding (8.3), blocks and steals ... Ranked second in scoring, as well as third in made free throws (53), free-throw attempts (77) and minutes ... Tied for the seventh-best single-season rebounding average in program history with the best mark since 1971-72 and tied for No. 10 in single-season total rebounds (282) ... Broke the school's single-season rebounding record that stood for 52 years and finished seventh in points (289) ... Second Sun Belt Freshman of the Year ever at Arkansas State ... Program's first player to earn First Team All-Sun Belt accolades since 2006-07 ... Third freshman in conference history to claim First Team All-Sun Belt honors (starting in 2002-03) and first since 2015-16 ... Posted the 31st 20-rebound performance in program history ... Led the Sun Belt in double-doubles (fifth in NCAA; first among freshmen), rebounding (third in NCAA) and defensive rebounding (seventh in NCAA) ... Ranked second in offensive rebounding (fifth in NCAA), third in field-goal percentage (No. 44 in NCAA), fourth in blocks per game (No. 86 in NCAA), No. 14 in made field goals and No. 21 in scoring ... In conference-only action, paced the league in rebounding (11.9) and offensive rebounding (4.0) ... Placed second in defensive rebounding (7.9), fourth in blocks (1.6), ninth in field-goal percentage (50.3), co-No. 11 in made field goals (76) and No. 22 in scoring (12.0) ... Tied for the highest single-game rebounding total (20) by a Sun Belt player ... Fourth DI freshman since 1992-93 to average at least 12.0 points and 12.0 rebounds per game, alongside Kansas State's Michael Beasley in 2007-08, Louisiana Tech's Paul Millsap in 2003-04 and Colgate's Adonal Foyle in 1994-95, as well as the 49th total DI player (min. 20 GP)—61st occurrence—and fourth from the Sun Belt to do so during that time ... Just the 16th player (min. 20 GP)—20th occurrence—of that group to also average a steal and a block, including the second freshman, alongside Beasley, and only Sun Belt player ... The 33rd DI freshman (min. 20 GP) since 1992-93 to average a double-double and first in the Sun Belt since Louisiana's Shawn Long in 2012-13 ... Scored in double figures 15 times, reaching 15 points nine times and eclipsing 20 thrice ... Grabbed five-plus

rebounds in every game, with 10-plus 19 times, good for second-most in the country, while reaching 12-plus 11 times, 16-plus six times, 18-plus four times and 20 once ... Dished out multiple assists on three occasions ... Tallied multiple steals in eight games, with three-plus twice ... Blocked multiple shots 12 times, reaching three in four contests ... Played 30-plus minutes eight times, including 35-plus twice ... Solely led the team in rebounding 20 times and tied for the lead in two of his other three appearances ... Led or co-led the Red Wolves in blocks 16 times, including eight games in a row, as well as in steals 10 times, scoring eight times and assists once ... Amassed the top nine single-game rebounding totals by an Arkansas State player, as well as all five three-block outings and the lone four-steal performance ... Tied for the second-most made field goals in a single game (eight, three times) and for the third-highest single-game point total (22) ... Tallied five points and six rebounds at Morehead State (11/29) in his collegiate debut ... Put up 21 points on 8-of-9 shooting, good for a season high in makes, and 13 rebounds versus Crowley's Ridge (12/4) for his first double-double, adding a season-best three blocks ... Finished with 21 points, 19 rebounds, a season-high three assists and three steals versus Arkansas-Pine Bluff (12/9), shooting 8-of-12 from the floor and 5-of-9 at the line to tie a season high in made field goals and set a top mark in free-throw attempts ... Recorded 16 points, 10 boards and a co-season-best three assists against Central Baptist (12/11), shooting 6-of-7 from the field and 4-of-5 at the line ... Produced 14 points, 16 rebounds, two steals and a co-season-high three steals versus Champion Christian (12/20), shooting 6-of-6 at the line to set a season best in makes ... Dropped a season-high 22 points on 8-of-12 shooting from the field and a 6-of-6 clip from the line, matching a season best in makes in both areas, against UL Monroe (1/16), snatching 17 rebounds and blocking two shots ... Logged a 13-point, 10-rebound showing at Louisiana (1/22) ... Registered 15 points and 13 rebounds at Louisiana (1/23) ... Tallied 15 points and a season-best 20 rebounds, including a season-high 15 on the defensive end, in a season-best 36 minutes against UT Arlington (1/29), adding two steals in one of 14 15-point, 20-rebound showings against a DI team in 2020-21 ... Notched 14 points on 7-of-12 shooting, 10 boards and two blocks versus UT Arlington (1/30) ... Finished with 14 points on 6-of-8 shooting, 10 rebounds, two steals and a season-high-

tying three blocks in 33 minutes against Louisiana (2/6) ... Amassed 11 points, 11 rebounds, two steals, two blocks and a 5-of-7 free-throw clip in 30 minutes versus Little Rock (2/12) ... Totaled 16 points and 14 rebounds in 35 minutes against Texas State (2/22) ... Compiled 15 points, 14 boards and two blocks in 30 minutes at UT Arlington (2/26) ... Recorded 10 points and 18 rebounds, including a season-high-tying 15 on the defensive end, in the Sun Belt Tournament opener against Georgia Southern (3/5), adding two steals in 31 minutes ... Stuffed the stat sheet in the season finale with 16 points, 18 rebounds, two assists, a season-best four steals and two blocks versus Georgia State (3/6) in the Sun Belt quarterfinals, finishing 4-of-5 at the line in 33 minutes.

High School: Attended nearby Miami Prep for a postgraduate year and recorded a double-double in all 46 appearances ... Averaged 26.7 points and 20.3 rebounds per game ... Led his team to a 41-5 record ... Tallied 40 points and 17 rebounds against renowned IMG Academy ... Graduated high school from Colegio Adventista de Bluefields ... During his junior year there, aided the team to an undefeated record and a national title ... Also won the CODICADER (Central America) tournament championship, claiming MVP honors ... Competed in baseball, soccer, swimming, track and volleyball during his high school tenure ... Three-year honor roll student.

Personal: Full name is Norchad Bascom Omier Rojas ... Last name is pronounced Oh-MEER ... Nickname is Chad ... Born Aug. 28, 2001 ... Majoring in sport administration with a minor in marketing ... Parents are Halstead Omier and Norma Rojas ... Father builds houses and mother is a nurse ... Has an older brother, Bezaleel and an older sister, Anesha ... Majoring in sport administration with a minor in sports medicine ... Favorite athlete is Giannis Antetokounmpo because of his background and his inspiring success story ... Best sports memory is winning the Nicaraguan national championship and the CODICADER tournament with his high school team in 2018... First person from Nicaragua to attend a Division I school on a basketball scholarship ... Committed to Miami over Florida State, Georgetown, Texas Tech and others ... Chose Miami because of the caliber of the basketball program, to be close to his family and the Latin community in the area.

OMIER CAREER STATISTICS

Season	GP	GS	Min.	Avg.	FG	FGA	Pct.	3-Point	Free Throws	Rebounds	Scoring
					FG	FGA	Pct.	FG	FT	Off.	Pts.
2020-21*	23	22	614	26.7	118	219	.539	0	3	.000	53
2021-22*	29	28	839	28.9	203	321	.632	1	3	.333	113
2022-23	37	36	1070	28.9	186	324	.574	5	16	.313	109
ASU	52	50	1453	27.9	321	540	.594	1	6	.167	166
Total	89	86	2523	28.3	507	864	.587	6	22	.273	275

* at Arkansas State University



2022-23	GS	MIN	FG	3FG	FT	O-D-T	AVG	PF	FO	A	TO	Bk	Stl	Pts	Avg
Lafayette	*	35	3-8	0-1	5-9	8-7-15	15.0	3	0	1	2	0	0	11	11.0
UNCG	*	29	3-5	0-0	0-0	4-7-11	13.0	4	0	4	5	1	0	6	8.5
Florida A&M	*	27	10-12	0-1	1-1	3-4-7	11.0	3	0	2	2	2	3	21	12.7
vs. Prov.	*	31	7-12	0-0	5-5	4-8-12	11.3	2	0	0	0	2	1	19	14.3
vs. Maryland	*	31	6-10	1-2	1-2	3-3-6	10.2	4	0	0	3	0	2	14	14.2
St. Francis BK*	*	26	4-6	0-0	5-8	4-6-10	10.2	2	0	2	3	1	4	13	14.0
at UCF	*	22	4-6	0-0	2-4	8-5-13	10.6	5	1	2	1	0	0	10	13.4
Rutgers	*	34	6-8	0-0	5-6	4-5-9	10.4	2	0	1	2	1	0	17	13.9
at Louisville	*	20	6-7	0-0	0-0	1-3-4	9.7	2	0	1	2	2	1	12	13.7
Cornell	*	34	6-7	0-0	5-6	5-7-12	9.9	2	0	3	4	2	0	17	14.0
NC State	*	34	5-13	0-2	1-2	1-10-11	10.0	2	0	1	0	0	1	11	13.7
St. Francis PA*	*	25	6-11	0-1	2-3	4-5-9	9.9	4	0	0	1	3	1	14	13.8
Virginia	*	26	3-8	0-1	4-4	5-3-8	9.8	5	1	0	4	4	2	10	13.5
at Notre Dame*	*	29	8-11	0-0	2-4	3-4-7	9.6	3	0	0	0	3	1	18	13.8
at Ga. Tech	*	21	6-12	0-1	5-7	3-5-8	9.5	5	1	1	0	0	0	17	14.0
Boston Col.	*	31	6-9	0-0	1-2	4-9-13	9.7	4	0	1	2	0	1	13	13.9
at NC State	*	40	6-9	0-0	1-1	2-11-13	9.9	4	0	1	4	4	0	13	13.9
Syracuse	*	34	6-10	0-0	4-5	7-9-16	10.2	3	0	0	5	2	1	16	14.0
at Duke	*	30	3-9	0-0	3-5	4-10-14	10.4	3	0	1	0	2	2	9	13.7
at Florida St.	*	28	4-8	0-0	4-6	3-8-11	10.5	3	0	4	4	0	1	12	13.7
at Pittsburgh	*	32	5-9	0-0	1-2	0-9-9	10.4	3	0	1	2	2	1	11	13.5
Va. Tech	*	29	9-12	0-1	3-6	3-5-8	10.3	3	0	2	0	1	0	21	13.9
at Clemson	*	27	3-4	0-0	4-7	4-3-7	10.1	2	0	0	1	0	0	10	13.7
Duke	*	28	6-11	2-2	3-3	4-6-10	10.1	4	0	1	2	1	2	17	13.8
Louisville	*	32	6-7	0-0	9-10	3-4-7	10.0	2	0	1	1	2	0	21	14.1
at N. Carolina	*	24	1-7	0-1	3-4	1-6-7	9.9	4	0	0	2	0	0	5	13.8
Wake For.	*	34	7-8	1-1	2-2	2-6	9.8	2	0	1	4	0	2	17	13.9
at Va. Tech	*	33	6-15	0-0	5-6	6-8-14	10.0	2	0	1	2	1	3	17	14.0
Florida St.	*	28	7-12	1-1	0-1	3-5-8	9.9	2	0	3	3	1	1	15	14.0
Pittsburgh	*	30	6-12	0-0	3-4	4-9-13	10.0	3	0	3	2	2	0	15	14.1
vs. Wake For.	*	28	5-8	0-0	4-5	3-7-10	10.0	4	0	2	1	3	2	14	14.1
vs. Duke	*	1	0-0	0-0	0-0	0-1-1	9.7	0	0	0	0	0	0	0	13.6
vs. Drake	*	36	2-9	0-1	8-9	5-9-14	9.8	1	0	0	1	0	1	12	13.6
vs. Indiana	*	26	3-5	0-0	1-2	8-9-17	10.1	3	0	1	2	0	2	7	13.4
vs. Houston	*	32	5-10	0-0	2-2	3-10-13	10.1	3	0	3	2	0	1	12	13.3
vs. Texas	*	28	4-6	0-0	3-3	1-8-9	10.1	4	0	2	2	0	2	11	13.3
vs. UConn	*	35	3-8	0-0	2-2	3-4-7	10.0	4	0	1	1	0	3	8	13.1

2021-22	GS	MIN	FG	3FG	FT	O-D-T	AVG	PF	FO	A	TO	Bk	Stl	Pts	Avg
Harding	*	24	6-11	0-1	3-4	5-7-12	12.0	1	0	1	2	4	3	15	15.0
at Illinois	*	14	2-2	0-0	0-0	3-2-5	8.5	5	1	0	5	1	0	4	9.5
Central Bapt.	*	12	6-6	0-0	4-5	3-3-6	7.7	5	1	0	1	1	1	16	11.7
at SEMO	*	27	7-10	1-1	3-4	3-9-12	8.8	4	0	3	3	1	1	18	13.3
Morehead St.	*	28	3-12	0-0	3-4	3-5-8	8.6	4	0	1	3	2	4	9	12.4
Kansas City	*	23	4-6	0-0	2-2	1-7-8	8.5	2	0	1	2	0	0	10	12.0
Central Ark	*	21	7-9	0-0	5-6	6-7-13	9.1	3	0	1	3	2	1	19	13.0
at UAPB	*	28	6-7	0-0	2-3	3-9-12	9.5	5	1	3	0	1	3	14	13.1
at MVSU	*	26	5-8	0-0	5-6	6-9-15	10.1	4	0	2	5	2	1	15	13.3
at Texas Tech	*	27	2-4	0-0	1-5	2-5-7	9.8	3	0	1	4	1	1	5	12.5
Air Force	*	25	9-14	0-0	4-6	8-8-16	10.4	4	0	0	4	6	1	22	13.4
Lyon	*	22	15-19	0-0	1-1	4-6-10	10.3	1	0	1	1	5	1	31	14.8
Ga. South.	*	29	6-8	0-0	6-6	2-9-11	10.4	3	0	2	6	2	2	18	15.1
at Louisiana	*	36	11-14	0-0	7-8	3-14-17	10.9	5	1	0	1	3	0	29	16.1
at UL Monroe	*	39	10-15	0-0	4-5	3-8-11	10.9	2	0	1	1	4	2	24	16.6
UT Arlington	*	36	6-13	0-0	6-10	9-7-16	11.2	3	0	2	1	0	2	18	16.7
Texas State	*	39	10-12	0-0	3-3	6-7-13	11.3	1	0	1	3	3	1	23	17.1
at App State	*	38	4-10	0-0	3-4	3-7-10	11.2	5	1	0	2	2	1	11	16.7
at Coast. Car.	*	35	10-13	0-0	2-5	2-8-10	11.2	3	0	1	1	0	2	22	17.0
UL Monroe	*	37	8-12	0-0	7-10	10-16-26	11.9	2	0	0	4	0	0	23	17.3
Louisiana	*	22	4-9	0-0	0-0	7-10-17	12.1	5	1	2	3	1	1	8	16.9
at Troy	*	32	12-16	0-0	7-9	2-9-11	12.1	4	0	1	2	1	0	31	17.5
at South Ala.	*	22	3-5	0-0	3-7	1-8-9	12.0	4	0	1	2	1	1	9	17.1
at Texas State*	*	30	4-11	0-1	6-7	2-7-9	11.8	3	0	1	5	4	4	14	17.0
at UT Arlington	*	35	9-11	0-0	4-6	1-15-16	12.0	1	0	2	3	2	3	22	17.2
Coast. Car.	*	38	9-15	0-0	5-7	3-12-15	12.1	3	0	3	3	5	5	23	17.4
App State	*	26	5-11	0-0	1-3	2-6-8	12.0	5	1	1	2	2	2	11	17.2
vs. UL Monroe*	*	32	13-21	0-0	9-12	4-9-13	12.0	4	0	1	4	1	2	35	17.8
vs. Ga. State	*	37	7-17	0-0	7-7	9-8-17	12.2	3	0	1	2	0	1	21	17.9



2020-21	GS	MIN	FG	3FG	FT	O-D-T	AVG	PF	FO	A	TO	Blk	Stl	Pts	Av
at Marshall		19	2-5	0-1	1-2	1-5-6	6.0	4	0	0	1	0	1	5	5.0
at Morehead		DNP													
at Memphis	*	22	3-9	0-0	0-1	1-4-5	5.5	4	0	1	1	1	0	6	5.5
Crowl. Ridge	*	20	8-9	0-0	5-8	4-9-13	8.0	0	0	1	0	3	1	21	10.7
UAPB	*	28	8-12	0-0	5-9	8-11-19	10.8	4	0	3	3	0	3	21	13.3
Central Bapt.	*	22	6-7	0-0	4-5	2-8-10	10.6	3	0	3	1	0	1	16	13.8
Champ. Chris.	*	21	4-7	0-0	6-6	6-10-16	11.5	0	0	1	1	3	2	14	13.8
at UL Monroe	*	28	3-8	0-1	0-0	3-7-10	11.3	2	0	1	4	2	2	6	12.7
at UL Monroe	*	30	3-12	0-1	3-4	4-6-10	11.1	2	0	0	3	3	0	9	12.3
UL Monroe	*	25	4-6	0-0	0-0	6-6-12	11.2	4	0	0	3	2	0	8	11.8
UL Monroe	*	28	8-12	0-0	6-6	6-11-17	11.8	4	0	0	1	2	0	22	12.8
at Louisiana	*	29	6-12	0-0	1-2	4-6-10	11.6	4	0	0	0	0	1	13	12.8
at Louisiana	*	28	6-16	0-0	3-3	4-9-13	11.8	2	0	0	2	1	1	15	13.0
UT Arling.	*	36	7-15	0-0	1-1	5-15-20	12.4	4	0	0	3	1	2	15	13.2
UT Arling.	*	24	7-12	0-0	0-0	4-6-10	12.2	4	0	1	1	2	1	14	13.2
Louisiana	*	26	4-6	0-0	1-2	2-7-9	12.0	4	0	1	1	2	1	9	12.9
Louisiana	*	33	6-8	0-0	2-2	4-6-10	11.9	2	0	1	1	3	2	14	13.0
Little Rock	*	30	3-7	0-0	5-7	5-6-11	11.8	3	0	1	2	2	2	11	12.9
at Little Rock	*	17	2-2	0-0	0-0	1-5-6	11.5	5	1	1	3	1	0	4	12.4
Texas State	*	35	7-15	0-0	2-4	7-7-14	11.6	2	0	0	3	1	1	16	12.6
at UT Arling.	*	30	7-13	0-0	1-3	2-12-14	11.8	3	0	0	1	2	0	15	12.7
at UT Arling.	*	22	3-7	0-0	3-4	3-8-11	11.7	3	0	0	1	0	1	9	12.5
vs. Ga. South.	*	31	5-7	0-0	0-3	3-15-18	12.0	4	0	1	2	0	2	10	12.4
vs. Ga. State	*	33	6-12	0-0	4-5	7-11-18	12.3	5	1	2	3	2	4	16	12.6

OMIER'S CAREER HIGHS

includes two seasons at Arkansas State University

Points

Career: 35 vs. UL Monroe, 3/3/22%
ACC: 21 2x, last vs. Louisville, 2/11/23

Rebounds

Career: 26 UL Monroe, 2/3/22
ACC: 16 Syracuse, 1/16/23

Assists

Career: 4 2x, last at Florida State, 1/24/23
ACC: 4 at Florida State, 1/24/23

Steals

Career: 5 Coastal Carolina, 2/23/22
ACC: 3 at Virginia Tech, 2/21/23

Blocked Shots

Career: 6 Air Force, 12/19/21
ACC: 4 2x, last at NC State, 1/14/23

Field Goals Made

Career: 15 Lyon, 12/21/21
ACC: 9 Virginia Tech, 1/31/23

Field Goal Attempts

Career: 21 vs. UL Monroe, 3/3/22%
ACC: 15 at Virginia Tech, 1/31/23

3-Point Field Goals Made

Career: 2 Duke, 2/6/23
ACC: 2 Duke, 2/6/23

3-Point Field Goal Attempts

Career: 2 3x, last vs. Duke, 2/6/23
ACC: 2 2x, last vs. Duke, 2/6/23

Free Throws Made

Career: 9 2x, last vs. Louisville, 2/11/23
ACC: 9 Louisville, 2/11/23

Free Throw Attempts

Career: 12 vs. UL Monroe, 3/3/22%
ACC: 10 Louisville, 2/11/23

Minutes

Career: 40 at NC State, 1/14/23
ACC: 40 at NC State, 1/14/23

CAREER DOUBLE-DOUBLES (51) MIAMI (16)

12pts, 13reb vs. Houston, 3/24/23\$
12pts, 14reb vs. Drake, 3/17/23\$
14pts, 10reb vs. Wake Forest, 3/9/23^
15pts, 13reb vs. Pittsburgh, 3/4/23
17pts, 14reb at Virginia Tech, 2/21/23
17pts, 10reb vs. Duke, 2/6/23
12pts, 11reb at Florida State, 1/24/23
16pts, 16reb vs. Syracuse, 1/16/23
13pts, 13reb at NC State, 1/14/23
13pts, 13reb vs. Boston College, 1/11/23
11pts, 11reb vs. NC State, 12/10/22
17pts, 12reb vs. Cornell, 12/7/22
10pts, 13reb at UCF, 11/27/22
13pts, 10reb vs. St. Francis Brooklyn, 11/23/22
19pts, 12reb vs. Providence, 11/29/22~
11pts, 15reb vs. Lafayette, 11/7/22

ARKANSAS STATE (35)

21pts, 17reb vs. Georgia State, 3/5/22%
35pts, 13reb vs. UL Monroe, 3/3/22%
23pts, 15reb vs. Coastal Carolina, 2/23/22
22pts, 16reb at UT Arlington, 2/19/22
31pts, 11reb at Troy, 2/10/22
23pts, 26reb vs. UL Monroe, 2/3/22
22pts, 10reb at Coastal Carolina, 1/29/22
11pts, 10reb at Appalachian State, 1/27/22
23pts, 13reb vs. Texas State, 1/22/22
18pts, 16reb vs. UT Arlington, 1/20/22

24pts, 11reb at UL Monroe, 1/8/22
29pts, 17reb at Louisiana, 1/6/22
18pts, 11reb vs. Georgia Southern, 1/1/22
31pts, 10reb vs. Lyon, 12/21/21
22pts, 16reb vs. Air Force, 12/19/21
15pts, 15reb at Mississippi Valley State, 12/11/21
14pts, 12reb at Arkansas-Pine Bluff, 12/8/21
19pts, 13reb vs. Central Arkansas, 12/4/21
18pts, 12reb at Southeast Missouri State, 11/19/21
15pts, 12reb vs. Harding, 11/9/21
16pts, 18reb vs. Georgia State, 3/6/21%
10pts, 18reb vs. Georgia Southern, 3/5/21%
15pts, 14reb at UT Arlington, 2/26/21
16pts, 14reb vs. Texas State, 2/22/21
11pts, 11reb vs. Little Rock, 2/12/21
14pts, 10reb vs. Louisiana, 2/6/21
14pts, 10reb vs. UT Arlington, 1/30/21
15pts, 20reb vs. UT Arlington, 1/29/21
15pts, 13reb at Louisiana, 1/23/21
13pts, 10reb at Louisiana, 1/22/21
22pts, 17reb vs. UL Monroe, 1/16/21
14pts, 16reb vs. Champion Christian, 12/20/20
16pts, 10reb vs. Central Baptist, 12/11/20
21pts, 19reb vs. Arkansas-Pine Bluff, 12/9/20
21pts, 13reb vs. Crowley's Ridge, 12/4/20

~ Regular season game at neutral site
^ ACC Tournament
\$ NCAA Tournament
% Sun Belt Tournament



#24 NIJEL PACK

FOURTH-YEAR JUNIOR

6-0 • 185 • GUARD

INDIANAPOLIS, IND.

KANSAS STATE | LAWRENCE CENTRAL

As a Third-Year sophomore (2022-23): NCAA Tournament Midwest Region Most Outstanding Player ... Naismith Trophy Preseason Watch List ... Wooden Award Preseason Watch List ... ACC Player of the Week (2/6)

Played in 35 games, missing two due to illness/injury, and started each of them ... Averaged 13.6 points, 2.7 rebounds, 2.3 assists and 1.0 steal in 31.6 minutes per game ... Shot 44.1 percent from the floor, 40.4 percent outside the arc and 88.2 percent at the line ... Led Miami in 3-point percentage, made 3-pointers (82) and free-throw percentage, while placing third in scoring, assists and minutes ... Placed fifth on Miami's single-season free-throw percentage list (min. 50 FTA), sixth in made 3-pointers and eighth in 3-point attempts (213) ... In ACC-only play, finished second all-time at Miami in made 3-pointers (52), fourth in 3-point attempts (120) and eighth in 3-point percentage (43.3; min. 35 3PA) ... Made a 3-pointer in 19 straight outings, good for the 12th-longest streak in program history ... Tied for the third-most made 3-pointers in game (seven) by a Hurricane, including matching the top total in Jim Larrañaga's tenure and posting the highest total since Davon Reed on 2/4/17 ... Tied for the most made 3-pointers (five) in a half by a Hurricane since the program joined the ACC in 2004-05 ... Logged the second-most NCAA Tournament single-game made 3-pointers (seven), co-second-most 3-point attempts (10) and the third-best 3-point percentage (min. five 3PM; 70.0) in program history ... First player in program history to earn NCAA Tournament Region MOP honors ... Ranked No. 63 in the NCAA and seventh in the ACC in total made 3-pointers, as well as No. 106 overall and eighth in the league in makes per game (2.46) ... In league-only play, placed second in the ACC in 3-point percentage (43.3) and co-seventh in made 3-pointers (52) ... One of 11 ACC players (14 occurrences) in the last 20 years to average 13.5 points and 2.0 assists per game while shooting 40.0 percent from deep on at least six 3-point attempts per game, as well

as one of five Power Six players to do so in 2022-23 ... Ranked second in made 3-pointers (15) and fifth in points (82) among all players in the NCAA Tournament ... Scored in double digits 22 times, with 15-plus on 16 occasions, including in 12 of his final 18 outings, with 20-plus in eight outings, including in six of his last 14 performances with four in a five-game span and three in a row ... Grabbed four-plus rebounds 10 times, with five thrice ... Recorded multiple assists in 23 games, with four-plus in eight and five-plus in four ... Collected multiple steals seven times, reaching three-plus thrice ... Played at least 30 minutes in 25 outings, with 35-plus minutes in five of them ... Led or co-led Miami in scoring nine times, steals seven times, assists six times, minutes six times and blocks once ... Posted the most single-game made 3-pointers (seven) by a Hurricane and four of the six outings with five-plus makes, as well as the co-third-highest mark in steals (four) and fifth-highest total in points (26) by a Hurricane ... Compiled 16 points, a season-best five rebounds and a 4-of-10 long-range clip in his Miami debut against Lafayette (11/7) ... Notched 14 points in 35 minutes against UNC Greensboro (11/11) ... Poured in 23 points on 9-of-13 shooting, including a 3-of-6 ledger from deep, against St. Francis Brooklyn (11/23), adding four boards ... Recorded 16 points and three assists, shooting 7-of-10 overall and 2-of-4 from deep, at UCF (11/27) ... Did not play against St. Francis (PA) (12/17) due to illness ... Finished with 10 points and three rebounds in 36 minutes in the win over sixth-ranked Virginia (12/20) ... In a return to his home state, logged 21 points and three steals at Notre Dame (12/30), shooting 8-of-13 from the floor and 5-of-8 from 3-point range ... Logged 13 points, four rebounds and two assists at Georgia Tech (1/4) ... Registered 15 points on 5-of-9 long-range shooting versus Syracuse (1/16), adding two assists and eclipsing 1,000 career points in just his 70th outing ... Totaled 18 points, three rebounds and two steals at Duke (1/21), shooting 4-of-9 on 3-pointers ... Posted 18 points,

including 16 in the first half, to go along with five assists and two steals at Florida State (1/24), shooting 6-of-10 overall and 4-of-7 beyond the arc ... Scored all 17 of his points against Virginia Tech (1/31) in a span of 5:08 late in the second half, as he shot 6-of-6 from the floor (5-of-5 from deep) to help Miami turn a three-point deficit into an eight-point lead with 2:28 to go, notching all but two of its points during that stretch ... Put up 20 points, four rebounds and three assists in a win at No. 19/20 Clemson (2/4), hitting all six of his free throws to set season highs in makes and attempts ... Dished out a season-best six assists and grabbed a co-season-high five boards in the victory over RV/No. 24 Duke (2/6) ... Dropped 22 points against Louisville (2/11), shooting 8-of-14 from the field, 4-of-9 from deep and 2-of-2 at the line, adding two assists ... Registered 23 points in the win at North Carolina (2/13), finishing 7-of-11 overall, 4-of-6 on 3-pointers and 5-of-6 at the line, tying a season high in free-throw attempts ... Compiled 24 points, four assists, three rebounds and a career-high-tying four steals in a season-high 37 minutes against Wake Forest (2/18), going 9-of-17 from the floor, 4-of-8 beyond the arc and 2-of-2 at the stripe ... Had 16 points and two steals at Virginia Tech (2/21) ... Did not play against Florida State (2/25) due to a lower extremity injury ... Scored 11 points against No. 21 Duke (3/10) in the ACC Tournament semifinals ... Finished with 21 points and two steals in the NCAA Tournament opener versus Drake (3/17), shooting 7-of-15 from the field, 3-of-7 from deep and 4-of-4 at the line, as well as making the game-winning jump-shot with 60 seconds left ... Tallied 12 points, three rebounds and two assists against No. 21/19 Indiana (3/19) in the second round of the NCAA Tournament ... Poured in a season-high 26 points and notched two assists versus No. 2/1 Houston (3/24) in the Sweet 16, shooting 8-of-12 from the floor, including 7-of-10 from deep to set a season high in makes ... Tallied 15 points and two assists, shooting 6-of-12, in 36 minutes against No. 5/7 Texas (3/26) in the Elite Eight.

As a Second-Year Freshman at Kansas State (2021-22): Big 12 Most Improved Player ... First Team All-Big 12 ... Associated Press First Team All-Big 12 ... NABC First Team All-District 8 ... USBWA All-District VI ... Two-time Big 12 Player of the Week (1/24 & 2/7)

Appeared in 29 of 31 games, missing two due to injury, and made 28 starts ... Averaged 17.4

points, 3.8 rebounds, 2.2 assists and 1.3 steals in 33.0 minutes per contest ... Shot 44.5 percent from the floor, 43.6 percent beyond the arc and 84.5 percent at the line ... Led the team in scoring, made field goals (175), field-goal percentage (min. 2 FGM per game), made 3-pointers (95), 3-point percentage, free-throw percentage (min. 1.5 FTM per game) and minutes ... Placed second in assists and steals, as well as third in made free throws (60), free-throw attempts (71) and rebounding ... Ended his Kansas State career third in 3-point percentage (42.3) and No. 10 in made 3-pointers (155) ... Set a school record by making a 3-pointer in 34 straight games, breaking the prior mark of 25 that stood for over 30 years, after connecting in all 29 outings of 2021-22 and the last five his rookie year ... Third-most single-season made 3-pointers in program history, including the most since Jacob Pullen in 2009-10 and the top mark ever by a sophomore ... Eighth-best single-season 3-point clip by a Wildcat ... Tied for the second-highest single-game made 3-pointers total (eight) in program history, matching the top mark in Big 12 play ... Sixth Wildcat named a First Team All-Big 12 designee and first to win Big 12 Most Improved Player ... Eighth player in school history to win multiple Big 12 Player of the Week accolades in the same season and first since Nino Williams in 2014-15 ... Scored in double figures the final 22 games of the year, including all 18 in Big 12 play, good for the longest stretch by a Kansas State player since 2010 ... Tallied the most 30-point games in a season (three) by a Wildcat since Rodney McGruder in 2011-12 ... Posted the seventh-highest single-game point total in Big 12 play (35) in program history ... Led the Big 12 in 3-point percentage (fifth in NCAA) and made 3-pointers per game (3.3; No. 14 in NCAA) ... Finished second in the Big 12 in made 3-pointers (No. 29 in NCAA), third in points per game (No. 88 in NCAA), fourth in field-goal percentage (No. 173 in NCAA), sixth in made field goals, seventh in minutes per game, No. 11 in steals per game and No. 18 in assists per game ... Ranked No. 29 in the NCAA in total made 3-pointers ... In Big 12-only action, paced the league in made field goals (116), made 3-pointers (61) and made 3-pointers per game (3.4) ... Ranked second in scoring (18.6) and 3-point percentage (43.3), plus fourth in both minutes per game (35.6) and field-goal percentage (45.3), as well as eighth in steals per game (1.5) and No. 19 in assists per game (1.9) ... Logged



three of the eight instances of a Big 12 player surpassing 30 points, while no other player had more than one, and tallied the co-second-highest single-game point total (35) by any player in the conference ... Tied for the fourth-most single-game made field goals (12) by any player in the Big 12 ... Posted a Big 12-best four outings with six-plus made 3-pointers and tied for the most makes (eight) in a game by any player in the conference ... Tied for the third-highest single-game 3-point percentage (.800; 4-of-5) by a Big 12 player ... Tied for No. 13 nationally with three games scoring over 30 points and tied for eighth nationally with a trio of games logging 30-plus points, 10 made field goals and four made 3-pointers ... Among 64 DI players with at least 28 13-point performances ... Fourth Big 12 player in the last 15 years—alongside Kansas' Frank Mason in 2016-17, Oklahoma State's Jeffrey Carroll in 2016-17 and Oklahoma's Buddy Hield in 2015-16—to average 17.0 points per game on 43 percent 3-point shooting, as well as one of six DI players (min. 15 GP and 1 3PM per game) to do so in 2021-22... Lone DI (min. 15 GP and 1 3PM per game) player in 2021-22 and the 17th Power Six player—18th occurrence—in the last 30 years to average 17.0 points per game while shooting 44 percent from the field, 43 percent beyond the arc and 84 percent at the line, including first since Villanova's Mikal Bridges in 2017-18 and the first Big 12 player since Oklahoma's Buddy Hield in 2015-16 ... Scored 30-plus points thrice, 20-plus seven times, 15-plus 20 times and 10-plus 28 times, all team bests ... Grabbed at least five rebounds 10 times, with seven-plus thrice ... Posted three-plus assists in 10 outings, with five-plus in four ... Notched multiple steals 10 times, with three-plus five times ... Made multiple 3-pointers 25 times, with four-plus 11 times and six-plus four times ... Played at least 35 minutes on 14 occasions, reaching 39-plus three times, all in a five-game span ... Led or co-led Kansas State in scoring a team-best 18 times, in steals nine times, in assists five times, in rebounding thrice and in blocks twice ... Recorded the team's three highest single-game scoring totals, as well as the top marks in made field goals (12) and made 3-pointers (eight) ... Posted two of the five instances of a Wildcat making five-plus free throws without a miss ... Averaged 18.5 points per game in 10 appearances against ranked foes and scored 13-plus in each outing, including posting 23.0 points per game in four contests versus top-10

foes ... Averaged 18.6 points per game in the final 19 contests, including 21.1 in an 11-game stretch from 1/22 to 2/26 ... Notched 18 points on 6-of-11 shooting, including a 4-of-7 clip from deep, in the opener against Florida A&M (11/10), adding three assists and two steals ... Put up 15 points and five assists, shooting 3-of-4 on 3-pointers, against Omaha (11/17) ... Logged 15 points, four rebounds and two steals versus No. 14/15 Illinois in Kansas City, Mo. ... Tallied 16 points on 6-of-10 shooting, with a 4-of-8 mark beyond the arc, against North Dakota ... Produced 17 points on 6-of-11 shooting, including a 5-of-8 ledger from long range, versus Albany (12/1), adding five rebounds and three assists ... Missed the games at Wichita State (12/5) and against Marquette (12/8) due to concussion protocols ... Recorded 15 points, a career-high eight rebounds, five assists and two steals in a win at Nebraska (12/19) ... Scored 18 points, shooting 4-of-5 on 3-pointers, and grabbed five boards versus McNeese State (12/21) ... Finished with 17 points and three steals in 36 minutes at Oklahoma (1/1), hitting all four of his free throws ... Registered 21 points, five rebounds and three assists in 38 minutes against No. 14/16 Texas (1/4), shooting 6-of-6 at the line ... Posted 20 points, six made 3-pointers and five boards at West Virginia (1/8) ... Totaled 14 points and seven rebounds in the victory over No. 19 Texas Tech (1/15) ... Scored 16 points in 36 minutes at No. 23/22 Texas (1/18) ... Scored a career-high 35 points against seventh ranked Kansas (1/22), shooting 12-of-18 from the floor and 8-of-12 on 3-pointers, setting or tying career bests in makes in both categories, as well as 3-of-3 at the line, adding four rebounds and three steals, becoming one of four DI players in 2021-22 to record 35p/12fgm/8 3pm while hitting at least two-thirds of his field goals and 3-pointers ... Amassed 18 points and a season-best seven assists at Ole Miss (1/29), shooting 6-of-13 beyond the arc in 36 minutes ... Put up 22 points on 9-of-17 shooting, including a 4-of-7 clip from deep, in 36 minutes versus Oklahoma State (2/2) and hit a game-winning 3-pointer with 2.2 seconds left ... Finished with 20 points, four rebounds, three assists and a career-high four steals in 38 minutes in the win at TCU (2/5), shooting 7-of-10 overall and 4-of-5 on 3-pointers ... Dropped 31 points on 10-of-19 shooting, including a 4-of-9 mark on 3-pointers, against No. 10 Baylor (2/9), finishing 7-of-10 at the line to set career highs in both areas and adding three steals in 35 minutes

... Scored 19 points on 7-of-10 shooting, with a 4-of-5 mark from long range, in 39 minutes in the win at Iowa State (2/12), adding six rebounds, three assists and the first two blocks of his career ... Compiled 13 points, six rebounds, five assists and one block in the victory at West Virginia (2/14), shooting 4-of-4 at the line... Scored 16 points in a career-high 42 minutes at Oklahoma State (2/19), shooting 5-of-6 at the stripe, grabbing a career-high-tying eight rebounds and snatching three steals ... Poured in 32 points on 11-of-15 shooting, including a 6-of-9 clip from deep, in 39 minutes against Iowa State (2/26), chipping in two steals ... Logged 18 points in 38 minutes, making all five of his free throws, in the Big 12 Tournament opener against West Virginia (3/9), adding six boards.

As a Freshman at Kansas State (2020-21): *Academic All-Big 12 Rookie Team*

Started 24 of 29 games and was unavailable for the other five ... Averaged 12.7 points, 3.7 rebounds, 3.8 assists and 1.2 steals in 33.6 minutes per game ... Shot 41.8 percent from the field, 40.5 percent on 3-pointers and 79.4 percent at the stripe ... Led the team in scoring, assists per game, 3-point percentage and free-throw percentage, while tying for first in made 3-pointers (60) ... Placed second in made field goals (109), steals per game and minutes ... Third true freshman to lead Kansas State in scoring, alongside Marcus Foster (2013-14) and Michael Beasley (2007-08) ... Placed top-10 all-time among Kansas State freshmen in nine categories: second in made 3-pointers, third in 3-point percentage, fifth in total assists (91), ninth in total points (305) and No. 10 each in made field goals (109), field-goal attempts (261), total steals (28), minutes (806) and starts (24) ... Tied for the second-highest single-game made 3-pointers total (eight) in program history, setting the record by a freshman and equaling the top mark in Big 12 play ... Posted the third-most single-game assists (nine) by a freshman in program history and marked the highest total since Clint Stewart on 3/5/05 ... Finished second in the Big 12 in 3-point percentage (No. 26 in NCAA), fourth in made 3-pointers per game (2.5; No. 81 in NCAA), fourth in assist-to-turnover ratio (1.83; No. 129 in NCAA) and eighth in made 3-pointers (No. 83 in NCAA) ... Also placed No. 10 in assists per game, No. 10 in minutes per game, No. 11 in steals per game and No. 19 in scoring ... In Big 12-only play, if qualified by playing enough games,

would have ranked fourth in assist-to-turnover ratio (1.74), seventh in minutes per game (34.7), ninth in assists per game (3.6), No. 15 in made 3-pointers per game (1.8), No. 16 in steals per game (1.2) and No. 22 in scoring (11.6) ... Tied for the second-most made 3-pointers in a game by a Big 12 player, as well as tied for the third-best single-game 3-point percentage (83.3; 5-of-6) ... One of three true freshmen to finish top-20 in the league in scoring, alongside Oklahoma State's Cade Cunningham and TCU's Mike Miles ... Scored in double figures 16 times, including in 12 of his final 14 outings, with 16-plus points seven times and 22-plus thrice ... Pulled down five-plus boards on 11 occasions ... Distributed at least three assists in 14 appearances, with five-plus in 11 and seven-plus twice ... Tallied multiple steals in nine games ... Made multiple 3-pointers in 16 outings, with four-plus in six and six-plus twice ... Played at least 30 minutes 19 times, including in 13 of his last 14 appearances, and 35-plus 11 times ... Led or co-led Kansas State in assists 12 times, in scoring 11 times and in steals four times ... Registered all three instances of a Wildcat making five-plus 3-pointers, both outings with at least an 80 percent 3-point clip and the top single-game assist total ... Averaged 12.7 points per game in 10 matchups with a ranked team, scoring 10-plus points in seven of them ... Tallied 15.1 points per game in the last 11 outings of the year, reaching double figures nine times ... Posted nine points, five assists and a 3-of-5 clip from deep against Drake (11/25) in his debut ... Recorded 12 points on 4-of-6 3-point shooting versus Colorado (11/27) ... Tallied 14 points, six rebounds and three assists against Kansas City (11/30) ... Logged nine points, five rebounds and seven assists in 36 minutes versus UNLV (12/5) ... Compiled 12 points, six boards and five assists against Milwaukee (12/11) ... Put up 16 points, six rebounds, five assists and two steals versus Jacksonville (12/21), shooting 6-of-9 from the floor, including 4-of-6 on 3-pointers ... Notched 12 points and two steals against TCU (1/2) ... Tallied 17 points on 7-of-11 shooting in 38 minutes at Texas Tech (1/5) ... Did not play in the following four games ... Returned to action with 11 points, five rebounds, five assists and a 4-of-4 free-throw mark at the eventual NCAA champion, second-ranked Baylor (1/27) ... Dropped a season-best 26 points against Texas A&M (1/30), adding five assists and a season-high-tying three steals in 38 minutes, while shooting 9-of-16 from the field



and 8-of-14 from deep to set season bests in both makes categories and become the ninth D1 player in the past decade, including the only one in 2020-21, with 25p/5a/3s/8 3pm in a game ... Posted 10 points, five boards and three assists in 35 minutes at No. 23/22 Kansas (2/2) ... Totaled 16 points on 5-of-7 shooting, including a 4-of-5 3-point mark, to go along with a season-high seven rebounds versus No. 13/11 Texas Tech (2/6) ... Poured in 22 points on 7-of-14 shooting against No. 13 Texas (2/9), grabbing five boards and shooting 5-of-7 from the line to set a season best in attempts ... Amassed 14 points, three assists and two steals in 36 minutes at No. 23/22 Oklahoma State (2/13) ... Scored 12 points in a season-high 39 minutes at TCU (2/20) ... Recorded nine points, four rebounds and a season-best nine assists in 38 minutes in the win over No. 7/8 Oklahoma (2/23), shooting 4-of-4 at the line ... Scored 10 points in 36 minutes against Iowa State (3/6) ... Put up 23 points, six rebounds, five assists and two steals in the Big 12 Conference Tournament opener versus TCU (3/10), shooting 6-of-8 from the floor, 5-of-6 beyond the arc and 6-of-7 at the line, setting a season high in made free throws and tying his top mark in attempts ... Ended the year with 18 points on 6-of-11 shooting, including a 6-of-9 figure from long range, against second-ranked Baylor (3/11) in the Big 12 Tournament quarterfinals.

High School: Graduated from Lawrence Central High School ... Tabbed a four-star recruit by ESPN and Rivals ... Considered the No. 90 overall player, including the third-best prospect in Indiana, by ESPN, as well as the No. 128 player and fifth-best recruit in Indiana by Rivals ... Finished No. 123 in the 247Sports Composite, good for fourth in Indiana and No. 22 among point guards ... Four-year letter winner totaled 1,085 points and 266 assists in his prep career, logging a 2.55:1 assist-to-turnover ratio ... Shot 50.7 percent (388-of-765) overall, 42.9 percent (149-of-347) from deep and 86.0 percent (160-of-186) on free throws ... Earned all-county and all-conference

distinction as both a junior and senior ... Led his team to a cumulative 70-26 record ... Averaged 17.7 points, 4.0 rebounds, 4.2 assists and 2.0 steals per game as a senior ... Shot 49.7 percent from the field, 40.3 percent beyond the arc and 92.8 percent (64-of-69) at the line ... Scored 20-plus points eight times in a 22-3 campaign ... Named to the IBCA All-State Supreme 15 and to The Indianapolis Star Indiana All-Star Team ... As a junior, averaged 16.5 points, 4.0 rebounds, 4.1 assists and 2.0 steals per game ... Shot 52.4 percent overall, 43.2 percent on 3-pointers and 83.3 percent (50-of-60) from the stripe ... Scored in double figures in every game, reaching 20-plus five times, during a 22-4 season that included the school's first sectional title in seven years ... Tabbed to the IBCA Underclass All-State Supreme 15 and The Indianapolis Star's Indiana Junior All-Star Team ... Selected to the 2019 Nike All-EYBL Breakout Team after averaging 20.8 points, 8.2 assists and 6.2 rebounds per game for the Indy Heat in six Peach Jam outings, including logging a triple-double ... Kyle Guy, three-year teammate Jake LaRavia and Norm Sloan also attended Lawrence Central.

Personal: Full name is Nijel Christian Pack ... First name is pronounced NYE-Juhl, like "Nigel" ... Born May 22, 2001, in Oconomowoc, Wis. ... Parents, David and Robin Pack, own a consulting company ... Has an older brother, Ben Spaulding, and an older sister, Anjelica Pack ... Majoring in sport administration with a minor in marketing ... Favorite athlete is LeBron James because he feels he is the best player ever and respects what he does off the court ... Best sports memories are his Peach Jam triple-double, his game-winning shot against Oklahoma State and scoring 35 points versus Kansas ... Committed to Miami over Duke, Ohio State, Purdue and Tennessee ... Chose Miami because of its great basketball program, its winning culture, Jim Larrañaga, the excellent education and the location.

PACK CAREER STATISTICS										3-Point		Free Throws		Rebounds		Scoring									
Season	GP	GS	Min.	Avg.	FG	FGA	Pct.	FG	FGA	Pct.	FT	FTA	Pct.	Off.	Def.	Tot.	Avg.	PF	FO	Ass.	TO	Blk	Stl	Pts.	Avg.
2020-21*	24	24	806	33.6	109	261	.418	60	148	.405	27	34	.794	14	74	88	3.7	49	0	91	49	0	28	305	12.7
2021-22*	29	28	958	33.0	175	385	.455	95	218	.436	60	71	.845	22	88	110	3.8	49	0	65	43	3	39	505	17.4
2022-23	35	35	1108	31.7	173	392	.441	86	213	.404	45	51	.882	20	75	95	2.7	53	1	81	59	6	34	477	13.6
KSU	53	52	1764	33.3	284	646	.440	155	366	.423	87	105	.829	36	162	198	3.7	98	0	156	92	3	67	810	15.3
Total	88	87	2872	32.6	457	1038	.440	241	579	.416	132	156	.846	56	237	293	3.3	151	1	237	151	9	101	1287	14.6

* at Kansas State University

2022-23	GS	Min	FG	3FG	FT	O-D-T	Avg	PF	FO	A	TO	Blk	Stl	Pts	Avg
Lafayette	*	29	5-13	4-10	2-2	2-3-5	5.0	3	0	2	1	0	0	16	16.0
UNCG	*	36	6-14	2-6	0-0	0-1-1	3.0	3	0	4	1	0	0	14	15.0
Florida A&M	*	27	1-6	0-3	2-3	1-0-1	2.3	1	0	4	2	1	3	4	11.3
vs. Povid.	*	33	5-12	1-4	0-0	2-1-3	2.5	2	0	2	3	0	0	11	11.3
vs. Maryland	*	30	3-10	1-4	0-0	0-0-0	2.0	0	0	1	0	0	1	7	10.4
St. Francis BK	*	27	9-13	3-6	2-2	0-4-4	2.3	3	0	1	2	0	0	23	12.5
at UCF	*	29	7-10	2-4	0-0	1-1-2	2.3	2	0	3	1	0	1	16	13.0
Rutgers	*	32	3-12	2-6	0-0	0-3-3	2.4	0	0	2	0	0	1	8	12.4
at Louisville	*	24	3-9	1-4	0-0	1-2-3	2.4	1	0	5	4	1	0	7	11.8
Cornell	*	35	3-12	2-7	1-2	0-2-2	2.4	3	0	4	4	0	1	9	11.5
NC State	*	29	3-10	1-4	2-2	1-2-3	2.5	3	0	5	1	0	0	9	11.3
St. Francis PA	DNP (illness)														
Virginia	*	36	4-10	1-4	1-2	0-3-3	2.5	0	0	1	2	0	0	10	11.2
at Notre Dame	*	30	8-13	5-8	0-0	0-3-3	2.5	3	0	0	1	0	3	21	11.9
at Ga. Tech	*	34	4-15	3-12	2-2	2-2-4	2.6	1	0	2	2	0	1	13	12.0
Boston Col.	*	26	2-5	2-2	0-0	1-2-3	2.7	1	0	3	3	0	0	6	11.6
at NC State	*	34	3-10	2-6	0-0	0-2-2	2.6	1	0	1	1	1	0	8	11.4
Syracuse	*	29	5-9	5-9	0-0	0-0-0	2.5	2	0	2	1	0	1	15	11.6
at Duke	*	33	6-15	4-9	2-2	2-1-3	2.5	0	0	1	2	0	2	18	11.9
at Florida St.	*	33	6-10	4-7	2-2	0-2-2	2.5	0	0	5	2	0	2	18	12.3
at Pittsburgh	*	33	2-6	2-4	0-0	0-4-4	2.6	2	0	1	1	0	0	6	12.0
Va. Tech	*	23	6-8	5-7	0-0	1-0-1	2.5	2	0	2	2	0	0	17	12.2
at Clemson	*	33	6-14	2-7	6-6	0-4-4	2.5	1	0	3	2	0	1	20	12.5
Duke	*	35	2-8	0-2	1-2	2-3-5	2.7	0	0	6	2	0	1	5	12.2
Louisville	*	30	8-14	4-9	2-2	1-2-3	2.7	2	0	2	1	0	1	22	12.6
at N. Carolina	*	33	7-11	4-6	5-6	0-2-2	2.6	1	0	1	1	0	2	23	13.0
Wake For.	*	37	9-17	4-8	2-2	0-3-3	2.7	1	0	4	2	0	4	24	13.5
at Va. Tech	*	34	6-14	2-8	2-2	0-4-4	2.7	1	0	1	1	0	2	16	13.6
Florida St.	DNP (lower extremity)														
Pittsburgh	*	33	4-12	1-4	0-0	0-1-1	2.6	2	0	3	4	1	0	9	13.4
vs. Wake For.	*	30	4-9	1-4	0-0	0-5-5	2.7	5	1	2	2	1	1	9	13.2
vs. Duke	*	33	4-10	1-6	2-2	1-1-2	2.7	1	0	1	2	1	1	11	13.2
vs. Drake	*	35	7-15	3-7	4-4	0-4-4	2.7	0	0	0	0	0	2	21	13.4
vs. Indiana	*	32	5-12	2-8	0-0	1-2-3	2.8	0	0	2	2	0	0	12	13.4
vs. Houston	*	34	8-12	7-10	3-4	0-4-4	2.8	4	0	2	1	0	1	26	13.8
vs. Texas	*	36	6-12	1-4	2-2	0-0-0	2.7	1	0	2	3	0	1	15	13.8
vs. UConn	*	31	3-10	2-4	0-0	1-2-3	2.7	1	0	1	0	0	1	8	13.6

2021-22	GS	Min	FG	3FG	FT	O-D-T	Avg	PF	FO	A	TO	Blk	Stl	Pts	Avg
Florida A&M	*	31	6-11	4-7	2-2	2-1-3	3.0	1	0	3	1	0	2	18	18.0
Omaha	*	20	5-8	3-4	2-2	0-0-0	1.5	0	0	5	1	0	1	15	16.5
vs. Arkansas	*	28	5-12	1-6	3-3	1-1-2	1.7	3	0	2	5	0	2	14	15.7
vs. Illinois	*	30	6-14	1-4	2-2	0-4-4	2.3	2	0	0	0	0	2	15	15.5
North Dakota	*	25	6-10	4-8	0-0	0-3-3	2.4	3	0	2	3	0	0	16	15.6
Albany	*	31	6-11	5-8	0-0	1-4-5	2.8	1	0	3	1	0	1	17	15.8
at Wichita St.	DNP (concussion protocols)														
Marquette	DNP (concussion protocols)														
Green Bay		14	2-5	1-3	1-2	1-0-1	2.6	0	0	1	0	0	1	6	14.4
at Nebraska	*	34	5-13	2-9	3-4	1-7-8	3.3	1	0	5	2	0	2	15	14.5
McNeese	*	32	7-15	4-8	0-0	0-5-5	3.4	1	0	1	0	0	0	18	14.9
at Oklahoma	*	36	5-15	3-9	4-4	0-2-2	3.3	2	0	2	3	0	3	17	15.1
Texas	*	37	6-12	3-7	6-6	2-3-5	3.5	2	0	3	0	0	0	21	15.6
at West Va.	*	33	7-18	6-15	0-0	1-4-5	3.6	2	0	0	0	0	1	20	16.0
TCU	*	38	4-14	2-7	0-0	0-4-4	3.6	3	0	2	2	0	0	10	15.5
Texas Tech	*	35	5-14	2-9	2-2	2-5-7	3.9	2	0	1	1	0	0	14	15.4
at Texas	*	35	7-15	2-5	0-1	0-1-1	3.7	1	0	2	1	0	0	16	15.5
Kansas	*	36	12-18	8-12	3-3	0-4-4	3.7	3	0	2	1	0	3	35	16.7
at Baylor	*	31	4-12	2-5	3-4	1-1-2	3.6	2	0	1	0	0	1	13	16.5
at Ole Miss	*	36	6-17	6-13	0-0	0-2-2	3.5	0	0	7	0	0	0	18	16.6
Okla. State	*	36	9-17	4-7	0-0	2-1-3	3.5	0	0	2	2	0	3	22	16.8
at TCU	*	37	7-10	3-6	3-4	0-4-4	3.5	3	0	3	2	0	4	20	17.0
Baylor	*	35	10-19	4-9	7-10	1-2-3	3.5	1	0	2	2	0	3	31	17.7
at Iowa State	*	39	7-10	4-5	1-2	1-5-6	3.6	2	0	3	1	2	1	19	17.7
West Va.	*	37	4-15	1-6	4-4	2-4-6	3.7	1	0	5	1	1	1	13	17.5
at Okla. State	*	42	4-16	3-10	5-6	3-5-8	3.9	1	0	1	1	0	3	16	17.5
at Kansas	*	29	5-13	3-7	0-0	0-3-3	3.8	1	0	2	2	0	1	13	17.3
Iowa State	*	39	11-15	6-9	4-5	0-2-2	3.8	3	0	1	6	0	2	32	17.8
at Texas Tech	*	38	5-14	3-8	0-0	1-2-3	3.7	2	0	3	2	0	1	13	17.7
Oklahoma	*	24	4-9	2-5	0-0	0-3-3	3.7	4	0	0	2	0	0	10	17.4
vs. West Va.	*	38	5-13	3-7	5-5	0-6-6	3.8	2	0	1	1	0	1	18	17.4



2020-21	GS	Min	FG	3FG	FT	O-D-T	Avg	PF	FO	A	TO	Blk	Stl	Pts	Avg
Drake	*	32	3-6	3-5	0-0	0-1-1	1.0	2	0	5	1	0	1	9	9.0
Colorado	*	26	4-8	4-6	0-0	1-1-2	1.5	3	0	1	2	0	0	12	10.5
Kansas City	*	28	5-10	3-6	1-2	0-6-6	3.0	1	0	3	3	0	1	14	11.7
UNLV	*	35	4-11	1-4	0-0	2-3-5	3.5	1	0	7	0	0	0	9	11.0
Fort Hays St.	*	34	3-12	0-5	0-1	1-4-5	3.8	2	0	5	3	0	2	6	10.0
Milwaukee	*	37	5-12	2-3	0-2	1-5-6	4.2	3	0	5	1	0	0	12	10.3
at Iowa State	*	36	3-12	0-7	2-2	0-2-2	3.9	2	0	2	3	0	3	8	10.0
Baylor	*	29	2-5	0-1	0-0	2-3-5	4.0	2	0	5	0	0	1	4	9.3
Jacksonville	*	33	6-9	4-6	0-0	3-3-6	4.2	1	0	5	1	0	2	16	10.0
Omaha	*	25	4-11	1-6	0-0	1-1-2	4.0	0	0	1	1	0	2	9	9.9
TCU	*	33	5-11	2-5	0-0	0-0-0	3.6	4	0	2	0	0	2	12	10.1
at Texas Tech	*	38	7-11	3-7	0-0	1-0-1	3.4	2	0	2	1	0	1	17	10.7
Okla. State		DNP (COVID-19 protocols)													
at Texas		DNP (COVID-19 protocols)													
at Oklahoma		DNP (COVID-19 protocols)													
West Va.		DNP (COVID-19 protocols)													
at Baylor	*	32	3-10	1-6	4-4	1-4-5	3.5	2	0	5	1	0	0	11	10.7
Texas A&M	*	38	9-16	8-14	0-0	0-3-3	3.5	3	0	5	3	0	3	26	11.8
at Kansas	*	36	4-10	2-5	0-0	0-5-5	3.6	1	0	3	4	0	1	10	11.7
Texas Tech	*	28	5-7	4-5	2-2	0-7-7	3.8	4	0	2	6	0	1	16	11.9
Texas	*	36	7-14	3-8	5-7	0-5-5	3.9	4	0	2	0	0	0	22	12.5
at Okla. State	*	36	5-16	3-7	1-1	0-1-1	3.7	0	0	3	3	0	2	14	12.6
Kansas	*	33	3-12	0-7	0-0	0-4-4	3.7	1	0	5	3	0	2	6	12.3
at TCU	*	39	4-15	2-6	2-2	0-3-3	3.7	1	0	5	1	0	1	12	12.3
Oklahoma	*	38	2-12	1-7	4-4	0-4-4	3.7	2	0	9	3	0	0	9	12.1
at West Va.		DNP (eye infection)													
Iowa State	*	36	4-12	2-7	0-0	0-2-2	3.6	3	0	2	2	0	1	10	12.0
vs. TCU	*	34	6-8	5-6	6-7	1-5-6	3.7	1	0	5	3	0	2	23	12.5
vs. Baylor	*	33	6-11	6-9	0-0	0-2-2	3.7	4	0	2	4	0	0	18	12.7

PACK'S CAREER HIGHS

*includes two seasons at Kansas State
Univeristy*

Points

Career: 35 Kansas, 1/22/22

ACC: 24 Wake Forest, 2/18/23

Rebounds

Career: 8 2x, last at Oklahoma State, 2/19/22

ACC: 5 Duke, 2/6/23

Assists

Career: 9 Oklahoma, 2/23/21

ACC: 6 Duke, 2/6/23

Steals

Career: 4 2x, last vs. Wake Forest, 2/18/23

ACC: 4 Wake Forest, 2/18/23

Blocked Shots

Career: 2 at Iowa State, 2/12/22

ACC: 1 3x, last vs. Pittsburgh, 3/4/23

Field Goals Made

Career: 12 Kansas, 1/22/22

ACC: 9 Wake Forest, 2/18/23

Field Goal Attempts

Career: 19 Baylor, 2/9/22

ACC: 17 Wake Forest, 2/18/23

3-Point Field Goals Made

Career: 8 2x, last vs. Kansas, 1/22/22

ACC: 5 3x, last vs. Virginia Tech, 1/31/23

3-Point Field Goal Attempts

Career: 15 at West Virginia, 1/8/22

ACC: 12 at Georgia Tech, 1/4/23

Free Throws Made

Career: 7 Baylor, 2/9/22

ACC: 6 at Clemson, 2/4/23

Free Throw Attempts

Career: 10 Baylor, 2/9/22

ACC: 2 2x, last at North Carolina, 2/13/23

Minutes

Career: 42 at Oklahoma State, 2/19/22

ACC: 37 Wake Forest, 2/18/23



#5 WOOGA POPLAR

THIRD-YEAR SOPHOMORE

6-5 • 197 • GUARD

PHILADELPHIA, PA.

MATH, CIVICS AND SCIENCES CHARTER SCHOOL

As a Sophomore (2022-23): Played in all 37 contests, starting 36 ... Averaged 8.4 points, 3.5 rebounds, 1.5 and 1.1 steals in 23.5 minutes per game ... Shot 47.0 percent from the floor, 37.4 percent beyond the arc and 86.7 percent at the line ... Placed second among Hurricanes in free-throw percentage, third in field-goal percentage, third in steals and tied for third in starts ... Tied for the most steals in a game (six) by an ACC player all season ... Tied for the seventh-most starts in a single season in program history ... Placed fourth on Miami's ACC-only single-season 3-point percentage leaderboard (45.1) ... Became the eighth Hurricane—11th occurrence—to make six 3-pointers in a game in Jim Larrañaga's tenure, including the fourth to do so on eight or fewer tries ... Tied for the fifth-most steals in a single game in program history (six) ... Tied for the third-most steals (six) and fifth-most made 3-pointers (six) in ACC game in program history ... Recorded the third-best NCAA Tournament single-game field-goal percentage (min. six FGM) in program history (85.7; 6-of-7) ... Tenth ACC player in the last 20 years to post a 46/37/86 shooting line (min. 20 GP with one 3PM and one FTM per game), as well as one of four Power Six players in 2022-23 ... Tied for fifth in ACC Most Improved Player balloting ... Scored in double figures 13 times, including in six of the last nine games, with 15-plus on five occasions, including in three of the final eight games, and 20 once ... Grabbed five-plus boards 10 times, snatching seven twice ... Dished out multiple assists 16 times, including in 11 of the last 19 games with five in a row, and had four thrice ... Posted multiple steals 12 times, including eight in a 14-game span, and three-plus five times, all in a nine-game stretch ... Played 20-plus minutes in 27 contests, including in 18 of the last 20, with 25-plus minutes in 14 outings, including in seven of the final nine with five in a row, and 30-plus in four games, including two of the last three ... Led or co-led Miami in steals nine times, assists thrice, blocks twice, points once and rebounds once ... Recorded the highest single-game steals total (six) and the second-highest single-game made

3-pointers mark (six) by a Hurricane ... Logged two of the eight instances of a Miami player hitting multiple 3-pointers without a miss ... Made his first start against Lafayette (11/7) and grabbed six boards ... Had nine points and three assists against UNC Greensboro (11/11) ... Scored 15 points on 7-of-11 shooting, setting a career high in makes, in 25 minutes against Florida A&M (11/15) ... Scored nine points versus St. Francis Brooklyn (11/23) ... Totaled 12 points and three steals in 28 minutes at UCF (11/27), shooting 5-of-10 from the floor and 2-of-5 from deep ... Amassed seven points, five rebounds, three steals and two assists at Louisville (12/4) in his first ACC start ... Set or tied career highs in points (20), made field goals (seven), made free throws (four), free-throw attempts (four) and minutes (34) versus St. Francis (PA) (12/17), adding three steals and shooting 2-of-4 from deep ... Logged six rebounds and three steals in the win over sixth-ranked Virginia (12/20) ... Scored nine points and collected a career-high six steals at Georgia Tech (1/4) ... Registered 10 points on 4-of-5 shooting, including hitting both his 3-pointers, against Boston College (1/11) ... Pulled down a career-best seven boards versus Syracuse (1/16) ... Notched 14 points in 25 minutes at Florida State (1/24), adding five rebounds, three assists, two steals and a 2-of-5 long-range clip ... Compiled 14 points, five boards and two assists in the win at No. 19/20 Clemson (2/4), shooting 4-of-5 overall, 2-of-3 from deep and 4-of-4 at the line, tying career highs in makes and attempts at the line ... Put up 14 points on 6-of-8 shooting in the victory over RV/ No. 24 Duke (2/6) ... Totaled seven points, five rebounds and a career-high four assists against Louisville (2/11) ... Scored nine points and hit all three of his free throws in the triumph at North Carolina (2/13) ... Posted 11 points, three assists and two steals in 30 minutes against Florida State (2/25) ... In his lone game as a reserve, helped Miami defeat No. 25 Pittsburgh (3/4) and earn a share of the ACC regular season title by scoring 18 points on 6-of-8 3-point shooting, including making his first five attempts, and grabbing five boards in 29 minutes ... Notched eight points and



a career-high-tying seven rebounds in 28 minutes against Wake Forest (3/9) in the ACC Tournament quarterfinals ... Recorded 10 points, shooting 2-of-4 from deep, and a career-high-tying four assists versus No. 21 Duke (3/10) in the ACC Tournament semifinals ... Amassed 15 points on 5-of-10 shooting, including a 3-of-6 clip from deep, in the NCAA Tournament opener against Drake (3/17), adding two steals and holding the MVC Player of the Year, Tucker DeVries, to 1-of-13 shooting ... Scored 11 points in 30 minutes versus No. 2/1 Houston (3/24) in the Sweet 16 ... Posted 16 points on a 6-of-7 clip, including making his lone 3-pointer, in the Elite Eight win over No. 5/7 Texas (3/26), adding six rebounds, a co-career-high four assists and two steals.

As a Freshman (2021-22): Played in 34 of 37 contests ... Averaged 2.3 points and 1.4 rebounds in 8.6 minutes per game ... Made his collegiate debut in the season opener against Canisius (11/9) ... Recorded a season-high 12 points in 18 minutes at Florida Atlantic (11/16), shooting 4-of-5 overall, 3-of-3 at the line and making his lone 3-pointer in his first road outing ... Tallied six points, five rebounds and a 4-of-4 mark at the stripe, setting season highs in makes and attempts, in 15 minutes of play against Florida A&M (11/21) ... Registered eight points in 18 minutes versus Dayton (11/25) in Kissimmee, Fla., and shot 4-of-4 on free throws for the second game in a row ... Played a season-high 21 minutes at Penn State (12/1) and scored four points ... Logged six points on 3-of-5 shooting, as well as two assists, against Clemson (12/4) in his first ACC outing ... Finished with five points, five rebounds and a season-best four assists in 15 minutes versus Lipscomb (12/8) ... Registered eight points on 3-of-5 shooting, adding a season-best two steals, against Stetson (12/20) ... Posted four points and a season-best six rebounds, the most of any Hurricane, in the victory at second-ranked Duke (1/8) ... Notched four points and five rebounds, connecting on his lone 3-pointer, in 16 minutes at Pittsburgh (2/22) ... Tallied his third multi-assist outing with two in the NCAA Tournament Round of 32 win against No. 8/7 Auburn (3/20) ... Grabbed four rebounds in 13 minutes in the Elite Eight against the eventual NCAA champion, third-ranked Kansas (3/27).

High School: Graduated from Math, Civics and Sciences Charter School (MCSCS) ... Labeled a four-star recruit by 247Sports and Rivals ... Considered the fifth-best recruit in Pennsylvania by Rivals and sixth-best by 247Sports ... Ranked No. 78 overall, including No. 18 among shooting guards, by Rivals ... Listed as the nation's No. 121 player by 247Sports, while finishing No. 123 the 247Sports Composite rankings ... Three-star prospect according to ESPN ... Three-time all-state pick ... Garnered 3A First Team All-State recognition and led MCSCS to the state semifinals as a senior ... Averaged 22.0 points and 5.0 rebounds per game as a junior, nabbing PIAA 2A Player of the Year and First Team All-Philadelphia Public League accolades ... Helped his team reach the 2A state quarterfinals before the remainder of the season was canceled ... Also led MCSCS to both its first Philadelphia Public League title game appearance and championship, tallying 23 points, six rebounds, three assists and two steals in the league final to earn MVP honors ... Averaged 14.5 points per game as a sophomore, receiving 2A Second Team All-State honors ... Guided his school to the state title, its first crown in eight years ... Started playing high school basketball as a sophomore and scored over 1,000 points before the end of his junior season ... Samir Doughty, a 2020 First Team All-SEC performer at Auburn, also attended MCSCS.

Personal: Full name is Nisine Hamir Poplar, but goes by Wooga ... Nickname is pronounced WUH-Guh, legal name is pronounced Niye-SEEN and last name is pronounced POP-Lurr ... Born Jan. 5, 2003 ... Parents are Hisine Poplar and Monica Solomon ... Has a younger brother, Niare ... Majoring in sociology with a minor in sport administration ... Enjoys riding dirt bikes ... Favorite athlete is LeBron James because he is a leader on and off the court ... Best sports memory is winning a state championship ... Committed to Miami over offers from schools such as Auburn, Georgetown, Georgia, LSU, Marquette, Maryland, Penn State, Seton Hall, VCU, Virginia Tech and Wichita State, among others.

POPLAR CAREER STATISTICS										3-Point		Free Throws		Rebounds		Scoring									
Season	GP	GS	Min.	Avg.	FG	FGA	Pct.	FG	FGA	Pct.	FT	FTA	Pct.	Off.	Def.	Tot.	Avg.	PF	FO	Ass.	TO	Blk	Stl	Pts.	Avg.
2021-22	34	0	293	8.6	28	68	.412	6	28	.214	17	26	.654	9	38	47	1.4	22	0	11	16	0	9	79	2.3
2022-23	37	36	874	23.6	117	249	.470	39	104	.375	39	45	.867	17	104	121	3.3	80	0	54	43	9	42	312	8.4
Total	71	36	1167	16.4	145	317	.457	45	132	.341	56	71	.789	26	142	168	2.4	102	0	65	59	9	51	391	5.5

2022-23	GS	MIN	FG	3FG	FT	O-D-T	AVG	PF	FO	A	TO	Blk	Stl	Pts	Avg	
Lafayette	*	24	1-3	1-3	1-2	2-4-6	6.0	4	0	2	2	0	1	4	4.0	
UNCG	*	21	3-7	1-3	2-2	1-2-3	4.5	2	0	3	2	0	0	9	6.5	
Florida A&M	*	26	7-11	1-4	0-0	0-3-3	4.0	2	0	2	0	0	1	15	9.3	
vs. Prov.	*	27	2-6	1-2	3-4	0-3-3	3.8	3	0	1	0	0	1	8	9.0	
vs. Maryland	*	9	2-3	0-0	0-0	0-0-0	3.0	4	0	0	1	0	0	4	8.0	
St. Francis BK	*	19	3-5	1-1	2-2	0-0-0	2.5	0	0	1	2	0	1	9	8.2	
at UCF	*	28	5-10	2-5	0-0	0-1-1	2.3	1	0	1	3	0	3	12	8.7	
Rutgers	*	20	2-5	0-2	0-0	0-0-0	2.0	1	0	0	1	2	2	4	8.1	
at Louisville	*	22	2-5	1-3	2-2	0-5-5	2.3	3	0	2	1	0	3	7	8.0	
Cornell	*	16	1-4	0-2	2-2	1-2-3	2.4	3	0	1	2	0	1	4	7.6	
NC State	*	15	2-4	0-1	0-0	0-3-3	2.5	2	0	3	2	0	0	4	7.3	
St. Francis PA	*	35	7-11	2-4	4-4	1-1-2	2.4	1	0	1	2	1	3	20	8.3	
Virginia	*	18	1-5	1-4	0-0	0-6-6	2.7	2	0	0	0	0	3	3	7.9	
at Notre Dame	*	19	2-5	0-1	0-0	0-2-2	2.6	0	0	1	0	0	1	4	7.6	
at Ga. Tech	*	21	4-8	0-3	1-3	0-2-2	2.6	2	0	0	2	0	6	9	7.7	
Boston Col.	*	20	4-5	2-2	0-0	0-1-1	2.5	2	0	1	3	0	0	10	7.9	
at NC State	*	18	1-3	0-0	0-0	0-2-2	2.5	2	0	0	1	1	0	2	7.5	
Syracuse	*	22	1-5	1-4	2-2	2-5-7	2.7	2	0	1	0	0	0	5	7.4	
at Duke	*	21	1-3	0-0	0-0	0-3-3	2.7	1	0	2	1	1	2	2	7.1	
at Florida St.	*	25	5-11	2-5	2-2	0-5-5	2.9	2	0	3	0	0	2	14	7.5	
at Pittsburgh	*	27	2-5	2-3	0-0	0-3-3	2.9	4	0	2	2	1	0	6	7.4	
Va. Tech	*	33	2-6	0-1	0-0	0-4-4	2.9	3	0	2	1	0	0	4	7.2	
at Clemson	*	25	4-5	2-3	4-4	1-4-5	3.0	3	0	2	2	0	1	14	7.5	
Duke	*	22	6-8	2-2	0-0	0-3-3	3.0	3	0	1	1	1	1	14	7.8	
Louisville	*	23	2-7	1-3	2-2	1-4-5	3.1	3	0	4	1	0	0	7	7.8	
at N. Carolina	*	21	3-7	0-1	3-3	1-3-4	3.1	4	0	0	1	0	0	9	7.8	
Wake For.	*	28	3-7	1-2	0-0	1-3-4	3.1	3	0	3	0	0	2	7	7.8	
at Va. Tech	*	25	3-7	1-2	0-0	2-2-4	3.2	0	0	0	2	1	0	7	7.8	
Florida St.	*	30	4-9	1-3	2-2	0-1-1	3.1	1	0	3	0	0	2	11	7.9	
Pittsburgh	*	29	6-10	6-8	0-0	0-5-5	3.2	1	0	1	0	0	0	18	8.2	
vs. Wake For.	*	29	4-9	0-3	0-1	0-7-7	3.3	1	0	1	1	0	0	8	8.2	
vs. Duke	*	30	3-7	2-4	2-2	0-2-2	3.3	3	0	4	0	0	1	10	8.3	
vs. Drake	*	27	5-10	3-6	2-2	0-1-1	3.2	4	0	0	2	0	2	15	8.5	
vs. Indiana	*	18	3-6	0-2	0-0	2-2-4	3.2	2	0	2	3	0	1	6	8.4	
vs. Houston	*	31	5-13	1-7	0-0	0-4-4	3.2	3	0	0	0	0	1	0	11	8.5
vs. Texas	*	33	6-7	1-1	3-4	2-4-6	3.3	3	0	4	0	0	2	16	8.7	
vs. UConn	*	17	0-7	0-4	0-0	0-2-2	3.3	0	0	0	2	0	0	0	8.4	

2021-22	GS	MIN	FG	3FG	FT	O-D-T	AVG	PF	FO	A	TO	Blk	Stl	Pts	Avg
Canisius	2	0-0	0-0	0-0	0-0-0	0.0	0	0	0	0	0	0	0	0	0.0
UCF	2	0-0	0-0	0-0	0-0-0	0.0	0	0	0	0	0	0	0	0	0.0
at Fla. Atlantic	18	4-5	1-1	3-3	0-1-1	0.3	1	0	1	1	0	0	0	12	4.0
Florida A&M	15	1-3	0-2	4-4	1-4-5	1.5	2	0	0	0	0	0	1	6	4.5
vs. Dayton	19	2-7	0-2	4-4	0-1-1	1.4	1	0	0	1	0	0	1	8	5.2
vs. North Tex.	8	0-0	0-0	0-0	0-0-0	1.2	1	0	0	0	0	0	0	0	4.3
vs. Alabama	15	1-6	0-3	1-2	0-0-0	1.0	0	0	0	1	0	0	0	3	4.1
at Penn State	20	2-6	0-3	0-0	1-2-3	1.3	1	0	0	2	0	0	0	4	4.1
Clemson	9	3-5	0-2	0-0	0-1-1	1.2	1	0	2	0	0	0	0	6	4.3
Lipscomb	15	2-5	1-2	0-0	2-3-5	1.6	1	0	4	1	0	0	1	5	4.4
vs. Fordham	13	2-3	0-1	0-0	0-1-1	1.5	0	0	0	0	0	0	0	4	4.4
Stetson	11	3-4	1-2	1-1	0-1-1	1.5	0	0	0	1	0	0	2	8	4.7
NC State	DNP														
Wake Forest	3	0-0	0-0	0-0	0-0-0	1.4	2	0	0	1	0	0	0	0	4.3
Syracuse	5	0-1	0-1	2-4	0-0-0	1.3	0	0	0	0	0	0	0	2	4.1
at Duke	11	2-3	0-0	0-0	2-4-6	1.6	1	0	0	1	0	0	1	4	4.1
at Florida St.	2	0-1	0-0	0-0	0-0-0	1.5	0	0	0	1	0	0	0	0	3.9
N. Carolina	6	1-2	1-1	0-0	0-0-0	1.4	0	0	0	0	0	0	0	3	3.8
Florida St.	12	0-1	0-1	1-2	0-2-2	1.4	0	0	0	0	0	0	0	1	3.7
at Va. Tech	2	0-0	0-0	0-0	0-0-0	1.4	0	0	0	0	0	0	0	0	3.5
at Ga. Tech	7	0-1	0-1	0-0	0-0-0	1.3	1	0	0	0	0	0	0	0	3.3
Notre Dame	5	0-0	0-0	0-0	0-2-2	1.3	0	0	1	1	0	0	0	0	3.1
at Virginia	4	1-2	0-0	0-0	0-0-0	1.3	0	0	0	0	0	0	0	2	3.1
Ga. Tech	11	0-0	0-0	0-1	0-1-1	1.3	1	0	0	0	0	0	1	0	3.0
at Wake For.	7	1-1	1-1	0-0	1-1-2	1.3	1	0	1	1	0	0	0	3	3.0
at Louisville	5	1-3	0-1	0-1	0-2-2	1.3	0	0	0	0	0	0	0	2	2.9
Virginia	5	0-1	0-0	0-0	0-0-0	1.3	2	0	0	0	0	0	0	0	2.8
at Pittsburgh	16	1-1	1-1	1-2	0-5-5	1.4	1	0	0	3	0	0	1	4	2.9
Va. Tech	DNP														
at Boston Col.	5	0-1	0-0	0-0	0-0-0	1.4	0	0	0	0	0	0	0	0	2.8
at Syracuse	5	0-0	0-0	0-0	0-1-1	1.3	0	0	0	0	0	0	0	0	2.7
vs. Boston Col.	DNP														
vs. Duke	5	0-0	0-0	0-0	0-0-0	1.3	0	0	0	0	0	0	0	0	2.6
vs. USC	8	1-2	0-1	0-0	1-1-2	1.3	0	0	0	0	0	0	0	1	2.5
vs. Auburn	7	0-1	0-0	0-0	0-2-2	1.3	3	0	2	0	0	0	0	0	2.5
vs. Iowa State	2	0-1	0-0	0-0	0-0-0	1.3	1	0	0	0	0	0	0	0	2.4
vs. Kansas	13	0-2	0-2	0-2	1-3-4	1.4	1	0	0	1	0	0	0	0	2.3

POPLAR'S CAREER HIGHS

Points

Career: 20 St. Francis (PA), 12/17/22
ACC: 18 Pittsburgh, 3/4/23

Rebounds

Career: 7 2x, last vs. Wake Forest, 3/9/23^a
ACC: 7 Syracuse, 1/16/23

Assists

Career: 4 4x, last vs. Texas, 3/26/23&
ACC: 4 Louisville, 2/11/23

Steals

Career: 6 at Georgia Tech, 1/4/23
ACC: 6 at Georgia Tech, 1/4/23

Blocked Shots

Career: 2 Rutgers, 11/30/22
ACC: 1 4x, last at Virginia Tech, 2/21/23

Field Goals Made

Career: 7 2x, last vs. St. Francis (PA), 12/17/22
ACC: 6 2x, last vs. Pittsburgh, 3/4/23

Field Goal Attempts

Career: 13 vs. Houston, 3/24/23&
ACC: 11 at Florida State, 1/24/23

3-Point Field Goals Made

Career: 6 Pittsburgh, 3/4/23
ACC: 6 Pittsburgh, 3/4/23

3-Point Field Goal Attempts

Career: 8 Pittsburgh, 3/4/23
ACC: 8 Pittsburgh, 3/4/23

Free Throws Made

Career: 4 2x, last at Clemson, 2/4/23
ACC: 4 at Clemson, 2/4/23

Free Throw Attempts

Career: 4 4x, last vs. Texas, 3/26/23&
ACC: 4 at Clemson, 2/4/23

Minutes

Career: 34 St. Francis (PA), 12/17/22
ACC: 33 Virginia Tech, 1/31/23

^a ACC Tournament
& NCAA Tournament



#13 JAKAI ROBINSON

THIRD-YEAR REDSHIRT SOPHOMORE

6-5 • 208 • GUARD

OSSINING, N.Y.

ROCK CREEK CHRISTIAN ACADEMY (MD.)

As a Redshirt Freshman (2022-23):

Appeared in seven contests, totaling four points, two rebounds, one assist and one block in 16 minutes ... Notched an assist versus Florida A&M (11/15) in his debut ... Played a season-high four minutes at Louisville (12/4) for his first ACC action ... Made his first-career field-goal attempt for his first collegiate points, as well as blocked his first shot, at Florida State (1/24) ... Played in the Final Four against No. 10/12 Connecticut (4/1), making his first two free-throw attempts and grabbing his first two boards, both on the offensive end, as a collegian.

As a Freshman (2021-22): Did not compete ... Redshirted to retain eligibility.

High School: Graduated from Rock Creek Christian Academy (Md.) ... Consensus four-star, top-100 prospect ... Labeled the third-best recruit in Maryland by 247Sports and Rivals, as well as fourth-best by ESPN ... Ranked No. 81 nationally, including No. 15 at the small forward spot, by 247Sports ... Tabbed No. 85 overall and No. 20 at his position by ESPN ... Listed as the No. 96 recruit, including No. 19 among small forwards, by Rivals ... Finished No. 84 overall in the 247Sports Composite rankings, good for No. 16 at his position ... Averaged 19.0 points and 8.0 rebounds per game as a senior ... Attended National Christian Academy (Md.), where Kevin Durant opened his high school career, for his first

three seasons ... Capital Beltway League Player of the Year and scoring leader as both a sophomore and junior ... Named to The Washington Post Third Team All-Met as a junior after averaging 20.0 points, 7.0 rebounds and 3.0 assists per game and helping his team to a 24-7 record ... Eclipsed 1,600 career points by his junior year ... Garnered all-tournament accolades at the elite Saint James Invitational Tournament in 2020, alongside players such as Cade Cunningham, Scottie Barnes, Day'Ron Sharpe and Mark Williams ... Played for Team Takeover on the AAU circuit and helped his team reach the 2019 Nike EYBL Peach Jam U16 title game, scoring 28 points in a double-overtime loss ... Graduated as his class salutatorian with a 4.0 GPA.

Personal: Full name is Jakai Nigel Robinson ... First name is pronounced Juh-KYE ... Born April 29, 2002 ... Parents are Sheldon Sealy and Junice Robinson ... Father is originally from St. Lucia ... Has an older sister, Jasmine Mason, a younger sister, Jordyn Robinson, and a younger brother, Michael Sealy ... Majoring in sociology with a minor in sport administration ... Favorite athlete is Kevin Durant because of his demeanor and skill set ... Best sports memory is playing in the Peach Jam championship game ... Committed to Miami over Clemson, UConn, Georgetown, NC State and Seton Hall ... Chose Miami because he felt like a priority.

ROBINSON CAREER STATISTICS

ROBINSON CAREER STATISTICS											3-Point			Free Throws			Rebounds				Scoring				
Season	GP	GS	Min.	Avg.	FG	FGA	Pct.	FG	FGA	Pct.	FT	FTA	Pct.	Off.	Def.	Tot.	Avg.	PF	FO	Ast.	TO	Blk	Stl	Pts.	Avg.
2021-22	DNP																								
2022-23	7	0	18	2.6	1	2	.500	0	0	.000	2	2	1.000	2	0	2	0.3	0	0	1	1	1	0	4	0.6
Total	7	0	18	2.6	1	2	.500	0	0	.000	2	2	1.000	2	0	2	0.3	0	0	1	1	1	0	4	0.6



2022-23	GS	Min	FG	3FG	FT	O-D-T	Avg	PF	FO	A	TO	Blk	Stl	Pts	Avg
Lafayette	DNP														
UNCG	DNP														
Florida A&M	4	0-0	0-0	0-0	0-0-0	0.0	0	0	1	0	0	0	0	0	0.0
vs. Prov.	DNP														
vs. Maryland	DNP														
St. Francis BK	3	0-0	0-0	0-0	0-0-0	0.0	0	0	0	0	0	0	0	0	0.0
at UCF	DNP														
Rutgers	DNP														
at Louisville	4	0-0	0-0	0-0	0-0-0	0.0	0	0	0	0	0	0	0	0	0.0
Cornell	1	0-0	0-0	0-0	0-0-0	0.0	0	0	0	0	0	0	0	0	0.0
NC State	DNP														
St. Francis PA	2	0-0	0-0	0-0	0-0-0	0.0	0	0	0	0	0	0	0	0	0.0
Virginia	DNP														
at Notre Dame	DNP														
at Ga. Tech	DNP														
Boston Col.	DNP														
at NC State	DNP														
Syracuse	DNP														
at Duke	DNP														
at Florida St.	3	1-1	0-0	0-0	0-0-0	0.0	0	0	0	1	1	0	2	0	0.3
at Pittsburgh	DNP														
Va. Tech	DNP														
at Clemson	DNP														
Duke	DNP														
Louisville	DNP														
at N. Carolina	DNP														
Wake For.	DNP														
at Va. Tech	DNP														
Florida St.	DNP														
Pittsburgh	DNP														
vs. Wake For.	DNP														
vs. Duke	DNP														
vs. Drake	DNP														
vs. Indiana	DNP														
vs. Houston	DNP														
vs. Texas	DNP														
vs. UConn	1	0-1	0-0	2-2	2-0-2	0.3	0	0	0	0	0	0	0	2	0.6

ROBINSON'S CAREER HIGHS

Points

Career: 2 2x, last vs. Connecticut, 4/1/23&
 ACC: 2 at Florida State, 1/24/23

Rebounds

Career: 2 vs. Connecticut, 4/1/23&
 ACC: -

Assists

Career: 1 Florida A&M, 11/15/22
 ACC: -

Steals

Career: -
 ACC: -

Blocked Shots

Career: 1 at Florida State, 1/24/23
 ACC: 1 at Florida State, 1/24/23

Field Goals Made

Career: 1 at Florida State, 1/24/23
 ACC: 1 at Florida State, 1/24/23

Field Goal Attempts

Career: 1 2x, last vs. Connecticut, 4/1/23&
 ACC: 1 at Florida State, 1/24/23

3-Point Field Goals Made

Career: -
 ACC: -

3-Point Field Goal Attempts

Career: -
 ACC: -

Free Throws Made

Career: 2 vs. Connecticut, 4/1/23&
 ACC: -

Free Throw Attempts

Career: 2 vs. Connecticut, 4/1/23&
 ACC: -

Minutes

Career: 4 at Louisville, 12/4/22
 ACC: 4 at Louisville, 12/4/22

& NCAA Tournament



#3 CHRISTIAN WATSON

SECOND-YEAR SOPHOMORE

6-7 • 211 • GUARD

LANHAM, MD.

ST. JOHN'S COLLEGE HS (D.C.)

As a Freshman (2022-23): Played in 11 games, amassing 17 points, five rebounds and one assist in 37 minutes ... Made his debut against Florida A&M (11/15) and hit a 3-pointer on his lone shot attempt ... Scored four points and made both his free throws versus St. Francis Brooklyn (11/23) ... Set season highs in minutes (11), points (five), made field goals (two) and assists (one) at Louisville (12/4) in his first ACC action ... Made a 3-pointer against Cornell (12/7) ... Grabbed a season-best two rebounds in the comeback win over NC State (12/10) ... Made his lone field-goal attempt in the comeback victory against Syracuse (1/16) ... Played against No. 10/12 Connecticut (4/1) in Miami's first Final Four outing.

High School: Graduated from St. John's College High School (D.C.) ... Labeled a four-star, top-125 recruit by both ESPN and Rivals ... Listed as the top recruit in Washington, D.C., by 247Sports, ESPN and Rivals ... Ranked No. 92 nationally, including No. 26 among small forwards, by ESPN ... Slotted at No. 120 on the 247Sports list, including No. 29 at his position ... McDonald's All-American Game nominee ... Averaged 17.0 points, 6.0 rebounds and 4.0 assists per game as a senior and served as a team captain ... Named first team all-state, second team all-conference in the elite WCAC and The Washington Post All-Met Honorable Mention ... Led his team to the semifinals of both the state and conference tournaments ... Played just one game as a junior due to the COVID-19 pandemic and scored 25

points against eventual Miami teammate Favour Aire and Bishop McNamara (Md.) ... Started as a sophomore and helped his team to a 24-9 record ... Competing for DC Premier on the AAU circuit, scored 21 points against top-ranked Team Final the first time the Miami staff watched him play in person ... Villanova assistant coach Dwayne Anderson and UConn women's basketball standout Azzi Fudd, the No. 1 recruit in the class of 2021, both attended St. John's, the latter with Watson.

Personal: Full name is Christian Allen Watson ... Goes by Chris and nickname is "CWat" ... Born June 23, 2003 ... Parents are Kirk and Shirlevia Watson ... Father does computer IT for the government and mother works in customer service for a utilities company ... Has an older brother, Jaylon, and an older sister, Imani ... Majoring in exploratory arts & sciences ... Hopes to start his own business after his playing career ... Enjoys drawing and playing video games ... Favorite athlete is Kevin Durant because he tries to model his game after him due to their similarities and both being from Prince George's County, Md. ... Best sports memory is hitting a game-winning shot to lead his school to the WCAC semifinals as a sophomore ... Committed to Miami over Florida, Georgetown, Illinois, LSU, Marquette, NC State, Pittsburgh, Rutgers and South Carolina ... Chose Miami because he felt it was the best situation for him and his family, due to its combination of great education, athletics and environment.

WATSON CAREER STATISTICS

Season	GP	GS	Min.	Avg.	FG	FGA	Pct.	FG	FGA	Pct.	FT	FTA	Pct.	Off.	Def.	Tot.	Avg.	PF	FO	Ast.	TO	Blk	Stl	Pts.	Avg.
2022-23	7	0	18	2.6	1	2	.500	0	0	.000	2	2	1.000	2	0	2	0.3	0	0	1	1	1	0	4	0.6
Total	7	0	18	2.6	1	2	.500	0	0	.000	2	2	1.000	2	0	2	0.3	0	0	1	1	1	0	4	0.6

2022-23	GS	Min	FG	3FG	FT	O-D-T	Avg	PF	FO	A	TO	Blk	Stl	Pts	Avg
Lafayette	DNP														
UNCG	DNP														
Florida A&M	4	1-1	1-1	0-2	0-0-0	0.0	2	0	0	0	0	0	0	3	3.0
vs. Prov.	DNP														
vs. Maryland	2	0-0	0-0	0-0	0-0-0	0.0	0	0	0	0	0	0	0	0	1.5
St. Francis BK	3	1-2	0-0	2-2	0-1-1	0.3	0	0	0	0	0	0	0	4	2.3
at UCF	DNP														
Rutgers	DNP														
at Louisville	11	2-6	1-3	0-0	0-1-1	0.5	0	0	1	1	0	0	0	5	3.0
Cornell	2	1-2	1-1	0-0	0-0-0	0.4	0	0	0	0	0	0	0	3	3.0
NC State	3	0-3	0-0	0-0	2-0-2	0.7	0	0	0	0	0	0	0	0	2.5
St. Francis PA	2	0-1	0-1	0-0	0-1-1	0.7	0	0	0	0	0	0	0	0	2.1
Virginia	DNP														
at Notre Dame	DNP														
at Ga. Tech	DNP														
Boston Col.	DNP														
at NC State	DNP														
Syracuse	2	1-1	0-0	0-1	0-0-0	0.6	0	0	0	0	0	0	0	2	2.1
at Duke	DNP														
at Florida St.	3	0-1	0-1	0-0	0-0-0	0.6	0	0	0	0	0	0	0	0	1.9
at Pittsburgh	DNP														
Va. Tech	DNP														
at Clemson	DNP														
Duke	DNP														
Louisville	DNP														
at N. Carolina	DNP														
Wake For.	DNP														
at Va. Tech	DNP														
Florida St.	3	0-0	0-0	0-0	0-0-0	0.5	0	0	0	0	0	0	0	0	1.7
Pittsburgh	DNP														
vs. Wake For.	DNP														
vs. Duke	DNP														
vs. Drake	DNP														
vs. Indiana	DNP														
vs. Houston	DNP														
vs. Texas	DNP														
vs. UConn	1	0-1	0-1	0-0	0-0-0	0.5	0	0	0	0	0	0	0	0	1.5

WATSON'S CAREER HIGHS

Points

Career: 5 at Louisville, 12/4/22
ACC: 5 at Louisville, 12/4/22

Rebounds

Career: 2 NC State, 12/10/22
ACC: 2 NC State, 12/10/22

Assists

Career: 1 at Louisville, 12/4/22
ACC: 1 at Louisville, 12/4/22

Steals

Career: –
ACC: –

Blocked Shots

Career: –
ACC: –

Field Goals Made

Career: 2 at Louisville, 12/4/22
ACC: 2 at Louisville, 12/4/22

Field Goal Attempts

Career: 6 at Louisville, 12/4/22
ACC: 6 at Louisville, 12/4/22

3-Point Field Goals Made

Career: 1 3x, last vs. Cornell, 12/7/22
ACC: 1 at Louisville, 12/4/22

3-Point Field Goal Attempts

Career: 3 at Louisville, 12/4/22
ACC: 3 at Louisville, 12/4/22

Free Throws Made

Career: 2 St. Francis Brooklyn, 11/23/22
ACC: –

Free Throw Attempts

Career: 2 2x, last vs. St. Francis Brooklyn, 11/23/22
ACC: –

Minutes

Career: 11 at Louisville, 12/4/22
ACC: 11 at Louisville, 12/4/22

& NCAA Tournament





2022-23 SEASON REVIEW

Game Results.....	82-83
Season Statistics	84
Extended & Per 40 Season Statistics	85
Overall & ACC Statistics Comparison	86
ACC Statistics	87
Non-Conference Statistics.....	88
Win/Loss Statistics.....	89-90
Home/Away/Neutral Statistics	91-93
NCAAT/ACCT/Postseason Statistics	94-96
Team Game-by-Game Comparison.....	97
Team Game-by-Game	98
Opponent Game-by-Game	99
Team Game Highs/Lows.....	100-101
Opponent Game Highs/Lows	102-103
Player Game-by-Game Highs.....	104-105
Player Game Highs.....	106-107
Opponent Player Game Highs	108-109
Category Leaders.....	110-111
Player Game-by-Game Pts-Reb-Ast	113-114
Top Individual Performances & Trends	115-116
Box Scores.....	117-126
ACC Season in Review	127-128
ACC Awards	128
ACC Individual Leaders.....	130-131
ACC Team Statistics	132-134



GAME RESULTS

##	Player	G	Pts	Pts/G
2	Wong, Isaiah	37	598	16.2
11	Miller, Jordan	37	566	15.3
15	Omier, Norchad	37	486	13.1
24	Pack, Nijel	35	477	13.6
55	Poplar, Wooga	37	312	8.4
4	Joseph, Bensley	37	195	5.3
5	Beverly, Harlond	37	129	3.5
1	Walker, Anthony	37	105	2.8
0	Casey, AJ	29	27	0.9
3	Watson, Christian	11	17	1.5
12	Aire, Favour	14	9	0.6
13	Robinson, Jakai	7	4	0.6

##	Player	G	Pts	Pts/G
2	Wong, Isaiah	37	598	16.2
11	Miller, Jordan	37	566	15.3
24	Pack, Nijel	35	477	13.6
15	Omier, Norchad	37	486	13.1
55	Poplar, Wooga	37	312	8.4
4	Joseph, Bensley	37	195	5.3
5	Beverly, Harlond	37	129	3.5
1	Walker, Anthony	37	105	2.8
3	Watson, Christian	11	17	1.5
0	Casey, AJ	29	27	0.9
12	Aire, Favour	14	9	0.6
13	Robinson, Jakai	7	4	0.6

Field Goal Percentage

##	Player	FG	Att	Pct
15	Omier, Norchad	186	324	.574
11	Miller, Jordan	218	400	.545
13	Robinson, Jakai	1	2	.500
55	Poplar, Wooga	117	249	.470
5	Beverly, Harlond	46	99	.465
2	Wong, Isaiah	192	431	.445
24	Pack, Nijel	173	392	.441
12	Aire, Favour	3	7	.429
1	Walker, Anthony	44	104	.423
4	Joseph, Bensley	63	151	.417
3	Watson, Christian	6	18	.333
0	Casey, AJ	9	27	.333

Field Goal Attempts

##	Player	G	Att	Att/G
2	Wong, Isaiah	37	431	11.6
11	Miller, Jordan	37	400	10.8
24	Pack, Nijel	35	392	11.2
15	Omier, Norchad	37	324	8.8
55	Poplar, Wooga	37	249	6.7

Field Goals Made

##	Player	G	Made	Made/G
11	Miller, Jordan	37	218	5.9
2	Wong, Isaiah	37	192	5.2
15	Omier, Norchad	37	186	5.0
24	Pack, Nijel	35	173	4.9
55	Poplar, Wooga	37	117	3.2

3-Point FG Percentage

##	Player	3FG	Att	Pct
24	Pack, Nijel	86	213	.404
4	Joseph, Bensley	35	88	.398
2	Wong, Isaiah	61	159	.384
55	Poplar, Wooga	39	104	.375
3	Watson, Christian	3	8	.375
11	Miller, Jordan	32	91	.352
5	Beverly, Harlond	13	41	.317
15	Omier, Norchad	5	16	.313
1	Walker, Anthony	3	24	.125
0	Casey, AJ	1	10	.100

3-Point FG Attempts

##	Player	G	Att	Att/G
24	Pack, Nijel	35	213	6.1
2	Wong, Isaiah	37	159	4.3
55	Poplar, Wooga	37	104	2.8
11	Miller, Jordan	37	91	2.5
4	Joseph, Bensley	37	88	2.4

3-Point FG Made

##	Player	G	Made	Made/G
24	Pack, Nijel	35	86	2.5
2	Wong, Isaiah	37	61	1.6
55	Poplar, Wooga	37	39	1.1
4	Joseph, Bensley	37	35	0.9
11	Miller, Jordan	37	32	0.9

GAME RESULTS

Date	Opponent		Score	Att.	High Points	High Rebounds
03/10/2023	vs Duke	L	78-85	15316	(22) WONG, Isaiah	(7) MILLER, Jordan
03/17/2023	vs Drake	W	63-56	13989	(21) PACK, Nijel	(14) OMIER, Norchad
03/19/2023	vs Indiana	W	85-69	13984	(27) WONG, Isaiah	(17) OMIER, Norchad
03/24/2023	vs Houston	W	89-75	17429	(26) PACK, Nijel	(13) OMIER, Norchad
03/26/2023	vs Texas	W	88-81	17530	(27) MILLER, Jordan	(9) OMIER, Norchad
04/01/2023	vs UConn	L	59-72	73860	(15) WONG, Isaiah	(10) MILLER, Jordan

Attendance Summary

	Games	Attend	Avg/Game
Home	17	99020	5825
Away	11	113128	10284
Neutral	9	179806	19978
Total	37	391954	10593





SEASON STATISTICS

Game Records

Record	Overall	Home	Away	Neutral
ALL GAMES	29-8	16-1	7-4	6-3
CONFERENCE	15-5	9-1	6-4	0-0
NON-CONFERENCE	14-3	7-0	1-0	6-3

Score by Periods

Team	1st	2nd	OT	TOT
Miami (FL)	1408	1509	8	2925
Opponents	1284	1367	10	2661

Team Box Score

No.	Player	Total					3-Point		F-Throw		Rebounds			PF			TO			BLK			STL			PTS			AVG
		GP-GS	MIN	AVG	FG-FGA	FG%	3FG-3FGA	3FG%	FT-FTA	FT%	OFF	DEF	TOT	AVG	PF	DQ	A	TO	BLK	STL	PTS	AVG							
2	WONG, Isaiah	37-37	1237:21	33.4	192-431	.445	61-159	.384	153-181	.845	39	121	160	4.3	67	0	118	77	14	51	598	16.2							
11	MILLER, Jordan	37-37	1293:36	35.0	218-400	.545	32-91	.352	98-125	.784	76	154	230	6.2	63	1	99	49	15	45	566	15.3							
24	PACK, Nijel	35-35	1106:21	31.6	173-392	.441	86-213	.404	45-51	.882	20	75	95	2.7	53	1	81	59	6	34	477	13.6							
15	OMIER, Norchad	37-36	1067:10	28.8	186-324	.574	5-16	.313	109-148	.736	133	238	371	10.0	111	3	47	72	42	41	486	13.1							
55	POPLAR, Wooga	37-36	870:48	23.5	117-249	.470	39-104	.375	39-45	.867	17	104	121	3.3	80	0	54	43	9	42	312	8.4							
4	JOSEPH, Bensley	37-2	739:29	20.0	63-151	.417	35-88	.398	34-49	.694	13	63	76	2.1	66	0	75	42	12	23	195	5.3							
5	BEVERLY, Harlond	37-1	451:12	12.2	46-99	.465	13-41	.317	24-30	.800	4	41	45	1.2	24	0	44	30	2	20	129	3.5							
1	WALKER, Anthony	37-1	377:33	10.2	44-104	.423	3-24	.125	14-22	.636	14	32	46	1.2	27	0	10	16	6	11	105	2.8							
3	WATSON, Christian	11-0	36:43	3.3	6-18	.333	3-8	.375	2-5	.400	2	3	5	0.5	2	0	1	1	0	0	17	1.5							
0	CASEY, AJ	29-0	185:34	6.4	9-27	.333	1-10	.100	8-12	.667	11	19	30	1.0	21	0	5	4	6	1	27	0.9							
12	AIRE, Favour	14-0	37:52	2.7	3-7	.429	0-0	.000	3-7	.429	4	4	8	0.6	13	0	0	3	2	2	9	0.6							
13	ROBINSON, Jakai	7-0	16:27	2.4	1-2	.500	0-0	.000	2-2	1.000	2	0	2	0.3	0	0	1	1	1	0	4	0.6							
10	GKOGKOS, Filippos	2-0	02:46	1.4	0-1	.000	0-0	.000	0-0	.000	0	0	0	0.0	0	0	0	0	0	0	0	0.0							
23	JOVANOVICH, Danilo	1-0	02:08	2.1	0-0	.000	0-0	.000	0-0	.000	0	0	0	0.0	0	0	0	0	0	0	0	0.0							
Team											49	47	96					14											
Total		37	7425		1058-2205	.480	278-755	.368	531-677	.784	384	901	1285	34.7	527	5	535	411	115	270	2925	79.1							
Opponents		37	7425		991-2214	.448	285-852	.335	394-532	.741	364	824	1188	32.1	565	7	539	463	125	218	2661	71.9							

Team Statistics

	UM	OPP
Scoring	2925	2661
Points per game	79.1	71.9
Scoring margin	+7.1	-
Field goals-att	1058-2205	991-2214
Field goal pct	.480	.448
3 point fg-att	278-755	285-852
3-point FG pct	.368	.335
3-pt FG made per game	7.5	7.7
Free throws-att	531-677	394-532
Free throw pct	.784	.741
F-Throws made per game	14.4	10.6
Rebounds	1285	1188
Rebounds per game	34.7	32.1
Rebounding margin	+2.6	-
Assists	535	539
Assists per game	14.5	14.6
Turnovers	411	463
Turnovers per game	11.1	12.5
Turnover margin	+1.4	-
Assist/turnover ratio	1.3	1.2
Steals	270	218
Steals per game	7.3	5.9
Blocks	115	125
Blocks per game	3.1	3.4
Winning streak	0	-
Home win streak	1	-
Attendance	99020	113128
Home games-Avg/Game	17-5825	11-10284
Neutral site-Avg/Game	-	9-19978

Team Results

Date	Opponent	Score	Att.
11/07/2022	Lafayette	W 67-54	4789
11/11/2022	UNC Greensboro	W 79-65	4831
11/15/2022	Florida A&M	W 87-61	4339
11/19/2022	vs Providence	W 74-64	8756
11/20/2022	vs Maryland	L 70-88	5022
11/23/2022	St. Francis Brooklyn	W 79-56	3612
11/27/2022	at UCF	W 66-64	5354
11/30/2022	Rutgers	W 68-61	5668
12/04/2022	at Louisville	W 80-53	11811
12/07/2022	Cornell	W 107-105	4235
12/10/2022	NC State	W 80-73	4880
12/17/2022	Saint Francis (PA)	W 91-76	4029
12/20/2022	Virginia	W 66-64	7257
12/30/2022	at Notre Dame	W 76-65	6105
01/04/2023	at Georgia Tech	L 70-76	4203
01/11/2023	Boston College	W 88-72	4353
01/14/2023	at NC State	Lot 81-83	16819
01/16/2023	Syracuse	W 82-78	6765
01/21/2023	at Duke	L 66-68	9314
01/24/2023	at Florida St.	W 86-63	9182
01/28/2023	at Pittsburgh	L 68-71	12508
01/31/2023	Virginia Tech	W 92-83	5834
02/04/2023	at Clemson	W 78-74	9000
02/06/2023	Duke	W 81-59	7972
02/11/2023	Louisville	W 93-85	6540
02/13/2023	at North Carolina	W 80-72	19907
02/18/2023	Wake Forest	W 96-87	7972
02/21/2023	at Virginia Tech	W 76-70	8925
02/25/2023	Florida St.	L 84-85	7972
03/04/2023	Pittsburgh	W 78-76	7972
03/09/2023	vs Wake Forest	W 74-72	13920
03/10/2023	vs Duke	L 78-85	15316
03/17/2023	vs Drake	W 63-56	13989
03/19/2023	vs Indiana	W 85-69	13984
03/24/2023	vs Houston	W 89-75	17429
03/26/2023	vs Texas	W 88-81	17530
04/01/2023	vs UConn	L 59-72	73860

SEASON IN REVIEW

EXTENDED & PER-40 SEASON STATISTICS

Game Records

Record	Overall	Home	Away	Neutral
ALL GAMES	29-8	16-1	7-4	6-3
CONFERENCE	15-5	9-1	6-4	0-0
NON-CONFERENCE	14-3	7-0	1-0	6-3

Team Box Score Extended

No.	Player	Total			3-Point			F-Throw			Rebounds			PF			TO			BLK			STL			PTS		
		GP-GS	MIN	AVG	FG-FGA	FG%	3FG-3FGA	3FG%	FT-FTA	FT%	OFF	DEF	TOT	AVG	PF	DQ	A	TO	TO/G	A/TO	BLK	BLK/G	STL	STL/G	PTS	AVG		
2	WONG, Isaiah	37-37	1237:21	33.4	192-431	.445	61-159	.384	153-181	.845	39	121	160	4.3	67	0	118	3.19	77	2.08	1.53	14	0.38	51	1.38	598	16.2	
11	MILLER, Jordan	37-37	1293:36	35.0	218-400	.545	32-91	.352	98-125	.784	76	154	230	6.2	63	1	99	2.68	49	1.32	2.02	15	0.41	45	1.22	566	15.3	
24	PACK, Nijel	35-35	1106:21	31.6	173-392	.441	86-213	.404	45-51	.882	20	75	95	2.7	53	1	81	2.31	59	1.69	1.37	6	0.17	34	0.97	477	13.6	
15	OMIER, Norchad	37-36	1067:10	28.8	186-324	.574	5-16	.313	109-148	.736	133	238	371	10.0	111	3	47	1.27	72	1.95	0.65	42	1.14	41	1.11	486	13.1	
55	POPLAR, Wooga	37-36	870:48	23.5	117-249	.470	39-104	.375	39-45	.867	17	104	121	3.3	80	0	54	1.46	43	1.16	1.26	9	0.24	42	1.14	312	8.4	
4	JOSEPH, Bensley	37-2	739:29	20.0	63-151	.417	35-88	.398	34-49	.694	13	63	76	2.1	66	0	75	2.03	42	1.14	1.79	12	0.32	23	0.62	195	5.3	
5	BEVERLY, Harlond	37-1	451:12	12.2	46-99	.465	13-41	.317	24-30	.800	4	41	45	1.2	24	0	44	1.19	30	0.81	1.47	2	0.05	20	0.54	129	3.5	
1	WALKER, Anthony	37-1	377:33	10.2	44-104	.423	3-24	.125	14-22	.636	14	32	46	1.2	27	0	10	0.27	16	0.43	0.63	6	0.16	11	0.30	105	2.8	
3	WATSON, Christian	11-0	36:43	3.3	6-18	.333	3-8	.375	2-5	.400	2	3	5	0.5	2	0	1	0.09	1	0.09	1.00	0	0.00	0	0.00	17	1.5	
0	CASEY, AJ	29-0	185:34	6.4	9-27	.333	1-10	.100	8-12	.667	11	19	30	1.0	21	0	5	0.17	4	0.14	1.25	6	0.21	1	0.03	27	0.9	
12	AIRE, Favour	14-0	37:52	2.7	3-7	.429	0-0	.000	3-7	.429	4	4	8	0.6	13	0	0	0.00	3	0.21	0.00	2	0.14	2	0.14	9	0.6	
13	ROBINSON, Jakai	7-0	16:27	2.4	1-2	.500	0-0	.000	2-2	1.000	2	0	2	0.3	0	0	1	0.14	1	0.14	1.00	1	0.14	0	0.00	4	0.6	
10	GKOGKOS, Filippas	2-0	02:46	1.4	0-1	.000	0-1	.000	0-0	.000	0	0	0	0.0	0	0	0	0.00	0	0.00	0.00	0	0.00	0	0.00	0	0.0	
23	JOVANOVIICH, Danilo	1-0	02:08	2.1	0-0	.000	0-0	.000	0-0	.000	0	0	0	0.0	0	0	0	0.00	0	0.00	0.00	0	0.00	0	0.00	0	0.0	
Total		37	7425		1058-2205	.480	278-755	.368	531-677	.784	384	901	1285	34.7	527	5	535	14.46	411	11.11	1.30	115	3.11	270	7.30	2925	79.1	
Opponents		37	7425		991-2214	.448	285-852	.335	394-532	.741	364	824	1188	32.1	565	7	539	14.57	463	12.51	1.16	125	3.38	218	5.89	2661	71.9	

Score by Periods

Team	1st	2nd	OT	TOT
Miami (FL)	1408	1509	8	2925
Opponents	1284	1367	10	2661

##	Player	min	fgm	fga	pct	3fgm	3fga	pct	ftm	fta	pct	oreb	dreb	treb	pf	a	to	blk	stl	pts
12	AIRE, Favour	40	3.2	7.4	.429	1.0	0.0	.000	3.2	7.4	.429	4.2	4.2	8.5	13.7	0.0	3.2	2.1	2.1	9.5
5	BEVERLY, Harlond	40	4.1	8.8	.465	1.2	3.6	.317	2.1	2.7	.800	0.4	3.6	4.0	2.1	3.9	2.7	0.2	1.8	11.4
0	CASEY, AJ	40	1.9	5.8	.333	0.2	2.2	.100	1.7	2.6	.667	2.4	4.1	6.5	4.5	1.1	0.9	1.3	0.2	5.8
0	GKOGKOS, Filippas	40	0.0	14.5	.000	0.0	14.5	.000	0.0	0.0	.000	0.0	0.0	0.0	0.0	0.0	0.0	0.0	0.0	0.0
4	JOSEPH, Bensley	40	3.4	8.2	.417	1.9	4.8	.398	1.8	2.7	.694	0.7	3.4	4.1	3.6	4.1	2.3	0.6	1.2	10.5
23	JOVANOVIICH, Danilo	40	0.0	0.0	.000	0.0	0.0	.000	0.0	0.0	.000	0.0	0.0	0.0	0.0	0.0	0.0	0.0	0.0	0.0
11	MILLER, Jordan	40	6.7	12.4	.545	1.0	2.8	.352	3.0	3.9	.784	2.4	4.8	7.1	1.9	3.1	1.5	0.5	1.4	17.5
15	OMIER, Norchad	40	7.0	12.1	.574	0.2	0.6	.313	4.1	5.5	.736	5.0	8.9	13.9	4.2	1.8	2.7	1.6	1.5	18.2
24	PACK, Nijel	40	6.3	14.2	.441	3.1	7.7	.404	1.6	1.8	.882	0.7	2.7	3.4	1.9	2.9	2.1	0.2	1.2	17.2
55	POPLAR, Wooga	40	5.4	11.4	.470	1.8	4.8	.375	1.8	2.1	.867	0.8	4.8	5.6	3.7	2.5	2.0	0.4	1.9	14.3
13	ROBINSON, Jakai	40	2.4	4.9	.500	0.0	0.0	.000	4.9	4.9	1.000	4.9	0.0	4.9	0.0	2.4	2.4	2.4	0.0	9.7
1	WALKER, Anthony	40	4.7	11.0	.423	0.3	2.5	.125	1.5	2.3	.636	1.5	3.4	4.9	2.9	1.1	1.7	0.6	1.2	11.1
3	WATSON, Christian	40	6.5	19.6	.333	3.3	8.7	.375	2.2	5.4	.400	2.2	3.3	5.4	2.2	1.1	1.1	0.0	0.0	18.5
2	WONG, Isaiah	40	6.2	13.9	.445	2.0	5.1	.384	4.9	5.9	.845	1.3	3.9	5.2	2.2	3.8	2.5	0.5	1.6	19.3

Note: All statistics are pro-rated based on an average per 40-minute game.



OVERALL & ACC STATISTICS COMPARISON

Summary

Player	Overall Statistics										Conference Statistics									
	GP-GS	MIN/G	FG%	3FG%	FT%	R/G	A/G	STL	BLK	PTS/G	GP-GS	MIN/G	FG%	3FG%	FT%	R/G	A/G	STL	BLK	PTS/G
WONG, Isaiah	37-37	33.4	.445	.384	.845	4.3	3.2	51	14	16.2	20-20	32.8	.440	.393	.845	4.4	3.0	22	4	15.5
MILLER, Jordan	37-37	35.0	.545	.352	.784	6.2	2.7	45	15	15.3	20-20	34.7	.541	.378	.797	5.9	3.1	25	5	15.6
PACK, Nijel	35-35	31.6	.441	.404	.882	2.7	2.3	34	6	13.6	19-19	31.6	.448	.433	.900	2.8	2.5	20	3	14.1
OMIER, Norchad	37-36	28.8	.574	.313	.736	10.0	1.3	41	42	13.1	20-19	29.5	.565	.400	.716	9.8	1.2	19	27	14.0
POPLAR, Wooga	37-36	23.5	.470	.375	.867	3.3	1.5	42	9	8.4	20-19	23.1	.464	.451	.900	3.7	1.6	23	5	7.9
JOSEPH, Bensley	37-2	20.0	.417	.398	.694	2.1	2.0	23	12	5.3	20-1	19.5	.346	.304	.800	2.1	1.8	8	7	4.3
BEVERLY, Harlond	37-1	12.2	.465	.317	.800	1.2	1.2	20	2	3.5	20-1	14.2	.538	.273	.821	1.5	1.5	16	0	5.0
WALKER, Anthony	37-1	10.2	.423	.125	.636	1.2	0.3	11	6	2.8	20-1	10.1	.520	.222	.538	1.4	0.5	6	2	3.1
WATSON, Christian	11-0	3.3	.333	.375	.400	0.5	0.1	0	0	0	1.5	5-0	4.5	.273	.250	.000	0.6	0.2	0	1.4
CASEY, AJ	29-0	6.4	.333	.100	.667	1.0	0.2	1	6	0.9	16-0	5.9	.417	.000	.667	1.2	0.1	0	3	0.9
AIRE, Favour	14-0	2.7	.429	.000	.429	0.6	0.0	2	2	0.6	7-0	3.1	.333	.000	.667	0.7	0.0	0	1	0.9
ROBINSON, Jakai	7-0	2.4	.500	.000	1.000	0.3	0.1	0	1	0.6	2-0	3.3	1.000	.000	.000	0.0	0.0	0	1	1.0
GKOGKOS, Filippos	2-0	1.4	.000	.000	.000	0.0	0.0	0	0	0	0.0	1-0	2.0	.000	.000	.000	0.0	0.0	0	0.0
JOVANOVICH, Danilo	1-0	2.1	.000	.000	.000	0.0	0.0	0	0	0.0	0-0	0.0	.000	.000	.000	0.0	0.0	0	0	0.0
Totals	37		.480	.368	.784	34.7	14.5	270	115	79.1	20		.483	.385	.794	35.2	15.0	139	58	80.1
Opponent	37		.448	.335	.741	32.1	14.6	218	125	71.9	20		.451	.332	.764	31.3	14.6	120	75	72.9

Scoring

Player	Overall Statistics										Conference Statistics									
	FG-FGA	FG%	3FG-3FGA	3FG%	FT-FTA	FT%	PTS	PTS/G			FG-FGA	FG%	3FG-3FGA	3FG%	FT-FTA	FT%	PTS	PTS/G		
WONG, Isaiah	192-431	.445	61-159	.384	153-181	.845	598	16.2			95-216	.440	33-84	.393	87-103	.845	310	15.5		
MILLER, Jordan	218-400	.545	32-91	.352	98-125	.784	566	15.3			118-218	.541	17-45	.378	59-74	.797	312	15.6		
PACK, Nijel	173-392	.441	86-213	.404	45-51	.882	477	13.6			94-210	.448	52-120	.433	27-30	.900	267	14.1		
OMIER, Norchad	186-324	.574	5-16	.313	109-148	.736	486	13.1			109-193	.565	4-10	.400	58-81	.716	280	14.0		
POPLAR, Wooga	117-249	.470	39-104	.375	39-45	.867	312	8.4			58-125	.464	23-51	.451	18-20	.900	157	7.9		
JOSEPH, Bensley	63-151	.417	35-88	.398	34-49	.694	195	5.3			28-81	.346	14-46	.304	16-20	.800	86	4.3		
BEVERLY, Harlond	46-99	.465	13-41	.317	24-30	.800	129	3.5			35-65	.538	6-22	.273	23-28	.821	99	5.0		
WALKER, Anthony	44-104	.423	3-24	.125	14-22	.636	105	2.8			26-50	.520	2-9	.222	7-13	.538	61	3.1		
WATSON, Christian	6-18	.333	3-8	.375	2-5	.400	17	1.5			3-11	.273	1-4	.250	0-1	.000	7	1.4		
CASEY, AJ	9-27	.333	1-10	.100	8-12	.667	27	0.9			5-12	.417	0-4	.000	4-6	.667	14	0.9		
AIRE, Favour	3-7	.429	0-0	.000	3-7	.429	9	0.6			2-6	.333	0-0	.000	2-3	.667	6	0.9		
ROBINSON, Jakai	1-2	.500	0-0	.000	2-2	1.000	4	0.6			1-1	1.000	0-0	.000	0-0	.000	2	1.0		
GKOGKOS, Filippos	0-1	.000	0-1	.000	0-0	.000	0	0.0			0-0	.000	0-0	.000	0-0	.000	0	0.0		
JOVANOVICH, Danilo	0-0	.000	0-0	.000	0-0	.000	0	0.0			0-0	.000	0-0	.000	0-0	.000	0	0.0		
Totals	1058-2205	.480	278-755	.368	531-677	.784	2925	79.1			574-1188	.483	152-395	.385	301-379	.794	1601	80.1		
Opponent	991-2214	.448	285-852	.335	394-532	.741	2661	71.9			550-1219	.451	150-452	.332	207-271	.764	1457	72.9		

SEASON IN REVIEW

ACC STATISTICS

To be ranked, a player must appear in at least 75.0% of their team's games.

Scoring

	Player	G	FG	3FG	FT	Pts	AVG
1.	Appleby, Tyree - WF	33	186	77	173	622	18.85
2.	Smith, Terquavion - NCSU	34	208	91	103	610	17.94
3.	Ellis, El - LOU	32	189	59	128	565	17.66
4.	Joiner, Jarkel - NCSU	34	200	62	116	578	17.00
5.	Love, Caleb - UNC	33	188	73	101	550	16.67
6.	Girard III, Joseph - SU	32	177	88	84	526	16.44
7.	Basile, Grant - VT	34	213	66	66	558	16.41
8.	Mintz, Judah - SU	32	181	20	139	521	16.28
9.	Wong, Isaiah - UM	37	192	61	153	598	16.16
10.	Davis, RJ - UNC	33	179	63	111	532	16.12
11.	Bacot, Armando - UNC	32	185	0	139	509	15.91
12.	Hall, PJ - CU	33	192	33	88	505	15.30
13.	Miller, Jordan - UM	37	218	32	98	566	15.30
14.	Tyson, Hunter - CU	34	172	83	93	520	15.29
15.	Hinson, Blake - UP	36	181	97	91	550	15.28
16.	Burton, Jamarius - UP	34	199	18	102	518	15.24
17.	Filipowski, Kyle - DU	36	189	35	130	543	15.08
18.	Pedulla, Sean - VT	34	179	67	85	510	15.00
19.	Edwards, Jesse - SU	32	180	1	102	463	14.47
20.	Kelly, Miles - GaTech	33	167	89	53	476	14.42

Rebounding

	Player	G	Off	Def	Total	AVG
1.	Bacot, Armando - UNC	32	134	200	334	10.44
2.	Edwards, Jesse - SU	32	101	229	330	10.31
3.	Omier, Norchad - UM	37	133	238	371	10.03
4.	Tyson, Hunter - CU	34	44	281	325	9.56
5.	Filipowski, Kyle - DU	36	90	232	322	8.94
6.	Franklin, Ja'von - GaTech	32	102	157	259	8.09
7.	Cleveland, Matthew - FSU	30	42	181	223	7.43
8.	Mutts, Justyn - VT	33	64	179	243	7.36
9.	Laszewski, Nate - ND	32	29	201	230	7.19
10.	Black, Leaky - UNC	33	58	157	215	6.52
11.	Miller, Jordan - UM	37	76	154	230	6.22
12.	Hinson, Blake - UP	36	52	165	217	6.03
13.	Nance, Pete - UNC	30	35	145	180	6.00
14.	Carr, Andrew - WF	33	57	140	197	5.97
15.	Gardner, Jayden - UVa	33	66	126	192	5.82
16.	Hall, PJ - CU	33	52	135	187	5.67
17.	Bickerstaff, T.J. - BC	33	68	117	185	5.61
18.	Young, Ryan - DU	36	83	116	199	5.53
19.	Lively II, Dereck - DU	34	72	112	184	5.41
20.	Huntley-Hatfield, Brandon - LOU	24	38	91	129	5.38

Field Goal Percentage (Minimum 5 FGM/G average)

	Player	G	FGM	FGA	Pct.
1.	Edwards, Jesse - SU	32	180	304	.592
2.	Omier, Norchad - UM	37	186	324	.574
3.	Mutts, Justyn - VT	33	183	322	.568
4.	Burns Jr., D.J. - NCSU	34	188	335	.561
5.	Bacot, Armando - UNC	32	185	334	.554
6.	Miller, Jordan - UM	37	218	400	.545
7.	Hall, PJ - CU	33	192	359	.535
8.	Basile, Grant - VT	34	213	409	.521
9.	Burton, Jamarius - UP	34	199	408	.488
10.	Tyson, Hunter - CU	34	172	359	.479
11.	Wong, Isaiah - UM	37	192	431	.445
12.	Cleveland, Matthew - FSU	30	157	353	.445
13.	Mintz, Judah - SU	32	181	409	.443
14.	Filipowski, Kyle - DU	36	189	429	.441
15.	Davis, RJ - UNC	33	170	400	.425

Assists

	Player	G	No.	AVG
1.	Appleby, Tyree - WF	33	212	6.42
2.	Clark, Kihei - UVa	33	179	5.42
3.	Beekman, Reece - UVa	32	168	5.25
4.	Cummings, Nelly - UP	36	171	4.75
5.	Mintz, Judah - SU	32	148	4.63
6.	Mutts, Justyn - VT	33	152	4.61
7.	Hunter, Chase - CU	31	138	4.45
8.	Ellis, El - LOU	32	140	4.38
9.	Burton, Jamarius - UP	34	145	4.26
10.	Smith, Terquavion - NCSU	34	140	4.12
11.	Pedulla, Sean - VT	34	130	3.82
12.	Joiner, Jarkel - NCSU	34	123	3.62
13.	Mills, Caleb - FSU	32	110	3.44
14.	Sturdivant, Kyle - GaTech	33	110	3.33
15.	Draper, Tyrone - DU	36	110	3.01



NON-CONFERENCE STATISTICS

Game Records

Record	Overall	Home	Away	Neutral
ALL GAMES	14-3	7-0	1-0	6-3
CONFERENCE	0-0	0-0	0-0	0-0
NON-CONFERENCE	14-3	7-0	1-0	6-3

Score by Periods

Team	1st	2nd	OT	TOT
Miami (FL)	618	706	0	1324
Opponents	592	612	0	1204

Team Box Score

No.	Player	Total					3-Point		F-Throw		Rebounds											
		GP-GS	MIN	AVG	FG-FGA	FG%	3FG-3FGA	3FG%	FT-FTA	FT%	OFF	DEF	TOT	AVG	PF	QD	A	TO	BLK	STL	PTS	AVG
2	WONG, Isaiah	17-17	582:08	34.2	97-215	.451	28-75	.373	66-78	.846	16	57	73	4.3	29	0	59	36	10	29	288	16.9
11	MILLER, Jordan	17-17	598:38	35.2	100-182	.549	15-46	.326	39-51	.765	36	76	112	6.6	34	0	37	22	10	20	254	14.9
24	PACK, Nijel	16-16	506:14	31.6	79-182	.434	34-93	.366	18-21	.857	9	33	42	2.6	29	1	33	24	3	14	210	13.1
15	OMIER, Norchad	17-17	477:12	28.1	77-131	.588	1-6	.167	51-67	.761	70	105	175	10.3	50	1	24	32	15	22	206	12.1
55	POPLAR, Wooga	17-17	409:12	24.1	59-124	.476	16-53	.302	21-25	.840	9	38	47	2.8	37	0	23	23	4	19	155	9.1
4	JOSEPH, Bensley	17-1	348:60	20.5	35-70	.500	21-42	.500	18-29	.621	6	28	34	2.0	37	0	40	19	5	15	109	6.4
1	WALKER, Anthony	17-0	175:23	10.3	18-54	.333	1-15	.067	7-9	.778	7	12	19	1.1	8	0	1	9	4	5	44	2.6
5	BEVERLY, Harlond	17-0	167:40	9.9	11-34	.324	7-19	.368	1-2	.500	1	14	15	0.9	9	0	15	9	2	4	30	1.8
3	WATSON, Christian	6-0	14:16	2.4	3-7	.429	2-4	.500	2-4	.500	0	2	2	0.3	2	0	0	0	0	0	10	1.7
0	CASEY, AJ	13-0	91:18	7.0	4-15	.267	1-6	.167	4-6	.667	5	6	11	0.8	9	0	3	1	3	1	13	1.0
12	AIRE, Favour	7-0	16:08	2.3	1-1	1.000	0-0	.000	1-4	.250	1	2	3	0.4	6	0	0	2	1	2	3	0.4
13	ROBINSON, Jakai	5-0	09:55	2.0	0-1	.000	0-0	.000	2-2	1.000	2	0	2	0.4	0	0	1	0	0	0	2	0.4
10	GKOGKOS, Filippos	1-0	00:48	0.8	0-1	.000	0-1	.000	0-0	.000	0	0	0	0.0	0	0	0	0	0	0	0	0.0
23	JOVANOVICH, Danilo	1-0	02:08	2.1	0-0	.000	0-0	.000	0-0	.000	0	0	0	0.0	0	0	0	0	0	0	0	0.0
Team											24	22	46					6				
Total		17	3400		484-1017	.476	126-360	.350	230-298	.772	186	395	581	34.2	250	2	236	183	57	131	1324	77.9
Opponents		17	3400		441-995	.443	135-400	.338	187-261	.716	182	381	563	33.1	254	3	248	227	50	98	1204	70.8

Team Statistics

	UM	OPP
Scoring	1324	1204
Points per game	77.9	70.8
Scoring margin	+7.1	-
Field goals-att	484-1017	441-995
Field goal pct	.476	.443
3 point fg-att	126-360	135-400
3-point FG pct	.350	.338
3-pt FG made per game	7.4	7.9
Free throws-att	230-298	187-261
Free throw pct	.772	.716
F-Throws made per game	13.5	11.0
Rebounds	581	563
Rebounds per game	34.2	33.1
Rebounding margin	+1.1	-
Assists	236	248
Assists per game	13.9	14.6
Turnovers	183	227
Turnovers per game	10.8	13.4
Turnover margin	+2.6	-
Assist/turnover ratio	1.3	1.1
Steals	131	98
Steals per game	7.7	5.8
Blocks	57	50
Blocks per game	3.4	2.9
Winning streak	0	-
Home win streak	7	-
Attendance	31503	5354
Home games-Avg/Game	7-4500	1-5354
Neutral site-Avg/Game	-	9-19978

Team Results

Date	Opponent		Score	Att.
11/07/2022	Lafayette	W	67-54	4789
11/11/2022	UNC Greensboro	W	79-65	4831
11/15/2022	Florida A&M	W	87-61	4339
11/19/2022	vs Providence	W	74-64	8756
11/20/2022	vs Maryland	L	70-88	5022
11/23/2022	St. Francis Brooklyn	W	79-56	3612
11/27/2022	at UCF	W	66-64	5354
11/30/2022	Rutgers	W	68-61	5668
12/07/2022	Cornell	W	107-105	4235
12/17/2022	Saint Francis (PA)	W	91-76	4029
03/09/2023	vs Wake Forest	W	74-72	13920
03/10/2023	vs Duke	L	78-85	15316
03/17/2023	vs Drake	W	63-56	13989
03/19/2023	vs Indiana	W	85-69	13984
03/24/2023	vs Houston	W	89-75	17429
03/26/2023	vs Texas	W	88-81	17530
04/01/2023	vs UConn	L	59-72	73860



WIN STATISTICS

Game Records

Record	Overall	Home	Away	Neutral
ALL GAMES	29-0	16-0	7-0	6-0
CONFERENCE	15-0	9-0	6-0	0-0
NON-CONFERENCE	14-0	7-0	1-0	6-0

Score by Periods

Team	1st	2nd	OT	TOT
Miami (FL)	1122	1227	0	2349
Opponents	981	1052	0	2033

Team Box Score

No.	Player	Total					3-Point		F-Throw		Rebounds												
		GP-GS	MIN	AVG	FG-FGA	FG%	3FG-3FGA	3FG%	FT-FTA	FT%	DEF	OFF	TOT	AVG	PF	DQ	A	TO	BLK	STL	PTS	AVG	
2	WONG, Isaiah	29-29	977:36	33.7	152-337	.451	46-119	.387	123-145	.848	35	97	132	4.6	47	0	101	58	11	40	473	16.3	
11	MILLER, Jordan	29-29	1002:43	34.6	165-306	.539	24-72	.333	78-99	.788	59	129	188	6.5	45	0	82	38	12	38	432	14.9	
24	PACK, Nijel	28-28	877:55	31.4	148-316	.468	71-168	.423	39-45	.867	14	63	77	2.8	47	1	73	51	4	28	406	14.5	
15	OMIER, Norchad	29-28	848:12	29.2	150-255	.588	3-12	.250	96-128	.750	115	190	305	10.5	86	2	39	59	33	32	399	13.8	
55	POPLAR, Wooga	29-28	697:53	24.1	100-204	.490	34-87	.391	34-38	.895	17	89	106	3.7	63	0	43	34	6	31	268	9.2	
4	JOSEPH, Bensley	29-1	543:19	18.7	45-109	.413	26-66	.394	24-35	.686	8	46	54	1.9	46	0	60	32	10	18	140	4.8	
5	BEVERLY, Harlond	29-1	346:06	11.9	37-72	.514	11-29	.379	21-26	.808	3	32	35	1.2	17	0	35	27	2	17	106	3.7	
1	WALKER, Anthony	29-1	273:16	9.4	32-76	.421	2-18	.111	12-18	.667	10	18	28	1.0	19	0	6	15	5	7	78	2.7	
3	WATSON, Christian	8-0	30:14	3.8	6-17	.353	3-7	.429	2-5	.400	2	3	5	0.6	2	0	1	1	0	0	17	2.1	
0	CASEY, AJ	23-0	151:17	6.6	7-21	.333	1-7	.143	4-8	.500	10	17	27	1.2	16	0	4	4	6	0	19	0.8	
12	AIRE, Favour	11-0	32:02	2.9	3-6	.500	0-0	.000	3-7	.429	4	4	8	0.7	10	0	0	2	1	2	9	0.8	
13	ROBINSON, Jakai	6-0	15:21	2.6	1-1	1.000	0-0	.000	0-0	.000	0	0	0	0.0	0	0	1	1	1	0	2	0.3	
10	GKOGKOS, Filippos	1-0	01:58	2.0	0-0	.000	0-0	.000	0-0	.000	0	0	0	0.0	0	0	0	0	0	0	0	0.0	
23	JOVANOVIĆ, Danilo	1-0	02:08	2.1	0-0	.000	0-0	.000	0-0	.000	0	0	0	0.0	0	0	0	0	0	0	0	0.0	
Team											36	38	74					10					
Total		29	5800		846-1720	.492	221-585	.378	436-554	.787	313	726	1039	35.8	398	3	445	332	91	213	2349	81.0	
Opponents		29	5800		763-1730	.441	220-682	.323	287-391	.734	269	608	877	30.2	458	7	414	367	86	174	2033	70.1	

Team Statistics

	UM	OPP
Scoring	2349	2033
Points per game	81.0	70.1
Scoring margin	+10.9	-
Field goals-att	846-1720	763-1730
Field goal pct	.492	.441
3 point fg-att	221-585	220-682
3-point FG pct	.378	.323
3-pt FG made per game	7.6	7.6
Free throws-att	436-554	287-391
Free throw pct	.787	.734
F-Throws made per game	15.0	9.9
Rebounds	1039	877
Rebounds per game	35.8	30.2
Rebounding margin	+5.6	-
Assists	445	414
Assists per game	15.3	14.3
Turnovers	332	367
Turnovers per game	11.4	12.7
Turnover margin	+1.2	-
Assist/turnover ratio	1.3	1.1
Steals	213	174
Steals per game	7.3	6.0
Blocks	91	86
Blocks per game	3.1	3.0
Winning streak	29	-
Home win streak	16	-
Attendance	91048	70284
Home games-Avg/Game	16-5691	7-10041
Neutral site-Avg/Game	-	6-14268

Team Results

Date	Opponent		Score	Att.
11/07/2022	Lafayette	W	67-54	4789
11/11/2022	UNC Greensboro	W	79-65	4831
11/15/2022	Florida A&M	W	87-61	4339
11/19/2022	vs Providence	W	74-64	8756
11/23/2022	St. Francis Brooklyn	W	79-56	3612
11/27/2022	at UCF	W	66-64	5354
11/30/2022	Rutgers	W	68-61	5668
12/04/2022	at Louisville	W	80-53	11811
12/07/2022	Cornell	W	107-105	4235
12/10/2022	NC State	W	80-73	4880
12/17/2022	Saint Francis (PA)	W	91-76	4029
12/20/2022	Virginia	W	66-64	7257
12/30/2022	at Notre Dame	W	76-65	6105
01/11/2023	Boston College	W	88-72	4353
01/16/2023	Syracuse	W	82-78	6765
01/24/2023	at Florida St.	W	86-63	9182
01/31/2023	Virginia Tech	W	92-83	5834
02/04/2023	at Clemson	W	78-74	9000
02/06/2023	Duke	W	81-59	7972
02/11/2023	Louisville	W	93-85	6540
02/13/2023	at North Carolina	W	80-72	19907
02/18/2023	Wake Forest	W	96-87	7972
02/21/2023	at Virginia Tech	W	76-70	8925
03/04/2023	Pittsburgh	W	78-76	7972
03/09/2023	vs Wake Forest	W	74-72	13920
03/17/2023	vs Drake	W	63-56	13989
03/19/2023	vs Indiana	W	85-69	13984
03/24/2023	vs Houston	W	89-75	17429
03/26/2023	vs Texas	W	88-81	17530



LOSS STATISTICS

Game Records

Record	Overall	Home	Away	Neutral
ALL GAMES	0-8	0-1	0-4	0-3
CONFERENCE	0-5	0-1	0-4	0-0
NON-CONFERENCE	0-3	0-0	0-0	0-3

Score by Periods

Team	1st	2nd	OT	TOT
Miami (FL)	286	282	8	576
Opponents	303	315	10	628

Team Box Score

No.	Player				Total		3-Point		F-Throw		Rebounds											
		GP-GS	MIN	AVG	FG-FGA	FG%	3FG-3FGA	3FG%	FT-FTA	FT%	OFF	DEF	TOT	AVG	PF	DQ	A	TO	BLK	STL	PTS	AVG
11	MILLER, Jordan	8-8	290:53	36.4	53-94	.564	8-19	.421	20-26	.769	17	25	42	5.3	18	1	17	11	3	7	134	16.8
2	WONG, Isaiah	8-8	259:45	32.5	40-94	.426	15-40	.375	30-36	.833	4	24	28	3.5	20	0	17	19	3	11	125	15.6
15	OMIER, Norchad	8-8	218:58	27.4	36-69	.522	2-4	.500	13-20	.650	18	48	66	8.3	25	1	8	13	9	9	87	10.9
24	PACK, Nijel	7-7	228:26	32.6	25-76	.329	15-45	.333	6-6	1.000	6	12	18	2.6	6	0	8	2	6	71	10.1	
4	JOSEPH, Bensley	8-1	196:10	24.5	18-42	.429	9-22	.409	10-14	.714	5	17	22	2.8	20	0	15	10	2	5	55	6.9
55	POPLAR, Wooga	8-8	172:55	21.6	17-45	.378	5-17	.294	5-7	.714	0	15	15	1.9	17	0	11	9	3	11	44	5.5
1	WALKER, Anthony	8-0	104:16	13.0	12-28	.429	1-6	.167	2-4	.500	4	14	18	2.3	8	0	4	1	1	4	27	3.4
5	BEVERLY, Harlond	8-0	105:07	13.1	9-27	.333	2-12	.167	3-4	.750	1	9	10	1.3	7	0	9	3	0	3	23	2.9
13	ROBINSON, Jakai	1-0	01:06	1.1	0-1	.000	0-0	.000	2-2	1.000	2	0	2	2.0	0	0	0	0	0	0	2	2.0
0	CASEY, AJ	6-0	34:16	5.7	2-6	.333	0-3	.000	4-4	1.000	1	2	3	0.5	5	0	1	0	0	1	8	1.3
3	WATSON, Christian	3-0	06:29	2.2	0-1	.000	0-1	.000	0-0	.000	0	0	0	0.0	0	0	0	0	0	0	0	0.0
10	GKOGKOS, Filippou	1-0	00:48	0.8	0-1	.000	0-1	.000	0-0	.000	0	0	0	0.0	0	0	0	0	0	0	0	0.0
12	AIRE, Favour	3-0	05:50	1.9	0-1	.000	0-0	.000	0-0	.000	0	0	0	0.0	3	0	0	1	1	0	0	0.0
Team											13	9	22					4				
Total		8	1625		212-485	.437	57-170	.335	95-123	.772	71	175	246	30.8	129	2	90	79	24	57	576	72.0
Opponents		8	1625		228-484	.471	65-170	.382	107-141	.759	95	216	311	38.9	107	0	125	96	39	44	628	78.5

Team Statistics

	UM	OPP
Scoring	576	628
Points per game	72.0	78.5
Scoring margin	-6.5	-
Field goals-att	212-485	228-484
Field goal pct	.437	.471
3 point fg-att	57-170	65-170
3-point FG pct	.335	.382
3-pt FG made per game	7.1	8.1
Free throws-att	95-123	107-141
Free throw pct	.772	.759
F-Throws made per game	11.9	13.4
Rebounds	246	311
Rebounds per game	30.8	38.9
Rebounding margin	-8.1	-
Assists	90	125
Assists per game	11.3	15.6
Turnovers	79	96
Turnovers per game	9.9	12.0
Turnover margin	+2.1	-
Assist/turnover ratio	1.1	1.3
Steals	57	44
Steals per game	7.1	5.5
Blocks	24	39
Blocks per game	3.0	4.9
Winning streak	0	-
Home win streak	0	-
Attendance	7972	42844
Home games-Avg/Game	1-7972	4-10711
Neutral site-Avg/Game	-	3-31399

Team Results

Date	Opponent		Score	Att.
11/20/2022	vs Maryland	L	70-88	5022
01/04/2023	at Georgia Tech	L	70-76	4203
01/14/2023	at NC State	Lot	81-83	16819
01/21/2023	at Duke	L	66-68	9314
01/28/2023	at Pittsburgh	L	68-71	12508
02/25/2023	Florida St.	L	84-85	7972
03/10/2023	vs Duke	L	78-85	15316
04/01/2023	vs UConn	L	59-72	73860



HOME STATISTICS

Game Records

Record	Overall	Home	Away	Neutral
ALL GAMES	16-1	16-1	0-0	0-0
CONFERENCE	9-1	9-1	0-0	0-0
NON-CONFERENCE	7-0	7-0	0-0	0-0

Score by Periods

Team	1st	2nd	OT	TOT
Miami (FL)	693	725	0	1418
Opponents	599	641	0	1240

Team Box Score

Team Box Score		Team Statistics																					
No.	Player	Total			3-Point			F-Throw			Rebounds				Other Stats								
		GP-GS	MIN	AVG	FG-FGA	FG%	3FG-3FGA	3FG%	FT-FTA	FT%	OFF	DEF	TOT	AVG	PF	DQ	A	TO	BLK	STL	PTS	AVG	
2	WONG, Isaiah	17-17	578:31	34.0	95-205	.463	33-79	.418	74-90	.822	21	51	72	4.2	28	0	74	31	10	23	297	17.5	
11	MILLER, Jordan	17-17	585:58	34.5	102-186	.548	16-50	.320	44-50	.880	34	76	110	6.5	21	0	52	28	6	28	264	15.5	
15	OMIER, Norchad	17-16	514:17	30.3	99-159	.623	4-11	.364	53-72	.736	68	107	175	10.3	50	1	26	42	23	18	255	15.0	
24	PACK, Nijel	15-15	461:13	30.7	70-163	.429	36-87	.414	15-19	.789	9	29	38	2.5	26	0	45	28	2	12	191	12.7	
55	POPLAR, Wooga	17-16	399:41	23.5	55-112	.491	21-49	.429	17-18	.944	9	47	56	3.3	35	0	29	19	4	17	148	8.7	
4	JOSEPH, Bensley	17-2	367:51	21.6	34-70	.486	19-42	.452	12-16	.750	4	38	42	2.5	28	0	45	20	7	12	99	5.8	
5	BEVERLY, Harlond	17-1	209:52	12.3	29-52	.558	9-23	.391	18-23	.783	2	16	18	1.1	11	0	17	10	1	13	85	5.0	
1	WALKER, Anthony	17-1	161:34	9.5	22-50	.440	0-10	.000	11-11	1.000	6	11	17	1.0	9	0	5	7	1	4	55	3.2	
3	WATSON, Christian	7-0	19:55	2.8	4-10	.400	2-3	.667	2-5	.400	2	2	4	0.6	2	0	0	0	0	0	12	1.7	
0	CASEY, AJ	13-0	75:13	5.8	3-10	.300	1-5	.200	2-6	.333	6	7	13	1.0	10	0	4	0	5	0	9	0.7	
12	AIRE, Favour	7-0	14:59	2.1	1-2	.500	0-0	.000	1-4	.250	1	2	3	0.4	3	0	0	0	1	2	3	0.4	
73	ROBINSON, Jakai	4-0	08:49	2.2	0-0	.000	0-0	.000	0-0	.000	0	0	0	0.0	0	0	1	0	0	0	0	0.0	
23	JOVANOVICH, Danilo	1-0	02:08	2.1	0-0	.000	0-0	.000	0-0	.000	0	0	0	0.0	0	0	0	0	0	0	0	0.0	
Team											23				20	43		6					
Total		17	3400		514-1019	.504	141-359	.393	249-314	.793	185	406	591	34.8	223	1	298	191	60	129	1418	83.4	
Opponents		17	3400		469-1021	.459	134-379	.354	168-226	.743	162	342	504	29.6	264	4	273	217	43	110	1240	72.9	

Team Statistics

	UM	OPP
Scoring	1418	1240
Points per game	83.4	72.9
Scoring margin	+10.5	-
Field goals-att	514-1019	469-1021
Field goal pct	.504	.459
3 point fg-att	141-359	134-379
3-point FG pct	.393	.354
3-pt FG made per game	8.3	7.9
Free throws-att	249-314	168-226
Free throw pct	.793	.743
F-Throws made per game	14.6	9.9
Rebounds	591	504
Rebounds per game	34.8	29.6
Rebounding margin	+5.1	-
Assists	298	273
Assists per game	17.5	16.1
Turnovers	191	217
Turnovers per game	11.2	12.8
Turnover margin	+1.5	-
Assist/turnover ratio	1.6	1.3
Steals	129	110
Steals per game	7.6	6.5
Blocks	60	43
Blocks per game	3.5	2.5
Winning streak	1	-
Home win streak	1	-
Attendance	99020	0
Home games-Avg/Game	17-5825	0-0
Neutral site-Avg/Game	-	0-0

Team Results

Date	Opponent		Score	Att.
11/07/2022	Lafayette	W	67-54	4789
11/11/2022	UNC Greensboro	W	79-65	4831
11/15/2022	Florida A&M	W	87-61	4339
11/23/2022	St. Francis Brooklyn	W	79-56	3612
11/30/2022	Rutgers	W	68-61	5668
12/07/2022	Cornell	W	107-105	4235
12/10/2022	NC State	W	80-73	4880
12/17/2022	Saint Francis (PA)	W	91-76	4029
12/20/2022	Virginia	W	66-64	7257
01/11/2023	Boston College	W	88-72	4353
01/16/2023	Syracuse	W	82-78	6765
01/31/2023	Virginia Tech	W	92-83	5834
02/06/2023	Duke	W	81-59	7972
02/11/2023	Louisville	W	93-85	6540
02/18/2023	Wake Forest	W	96-87	7972
02/25/2023	Florida St.	L	84-85	7972
03/04/2023	Pittsburgh	W	78-76	7972



AWAY STATISTICS

Game Records

Record	Overall	Home	Away	Neutral
ALL GAMES	7-4	0-0	7-4	0-0
CONFERENCE	6-4	0-0	6-4	0-0
NON-CONFERENCE	1-0	0-0	1-0	0-0

Score by Periods

Team	1st	2nd	OT	TOT
Miami (FL)	405	414	8	827
Opponents	359	390	10	759

Team Box Score

No.	Player	Total				3-Point		F-Throw		Rebounds													
		GP-GS	MIN	AVG	FG-FGA	FG%	3FG-3FGA	3FG%	FT-FTA	FT%	OFF	DEF	TOT	AVG	PF	DQ	A	TO	BLK	STL	PTS	AVG	
24	PACK, Nijel	11-11	351:51	32.0	58-127	.457	31-75	.413	19-20	.950	6	27	33	3.0	13	0	23	18	2	14	166	15.1	
11	MILLER, Jordan	11-11	379:07	34.5	63-113	.558	10-21	.476	27-40	.675	22	38	60	5.5	21	1	25	11	1	11	163	14.8	
2	WONG, Isaiah	11-11	354:57	32.3	43-110	.391	16-50	.320	39-46	.848	11	43	54	4.9	24	0	23	26	4	14	141	12.8	
15	OMIER, Norchad	11-11	306:08	27.8	52-97	.536	0-2	.000	30-46	.652	35	72	107	9.7	36	2	12	18	14	9	134	12.2	
55	POPLAR, Wooga	11-11	251:21	22.9	32-69	.464	10-26	.385	12-14	.857	4	32	36	3.3	22	0	13	15	4	18	86	7.8	
4	JOSEPH, Bensley	11-0	214:26	19.5	15-48	.313	8-28	.286	13-16	.813	5	16	21	1.9	16	0	17	15	4	5	51	4.6	
1	WALKER, Anthony	11-0	115:57	10.5	15-30	.500	2-7	.286	0-6	.000	5	14	19	1.7	15	0	4	6	2	4	32	2.9	
3	WATSON, Christian	2-0	13:47	6.9	2-7	.286	1-4	.250	0-0	.000	0	1	1	0.5	0	0	1	1	0	0	5	2.5	
5	BEVERLY, Harlond	11-0	140:41	12.8	10-27	.370	1-9	.111	6-7	.857	1	16	17	1.5	6	0	19	15	0	5	27	2.5	
12	AIRE, Favour	4-0	18:39	4.7	2-5	.400	0-0	.000	2-3	.667	3	2	5	1.3	6	0	0	1	1	0	6	1.5	
0	CASEY, AJ	10-0	69:36	7.0	5-9	.556	0-2	.000	4-4	1.000	4	10	14	1.4	5	0	3	1	0	14	1.4		
13	ROBINSON, Jakai	2-0	06:32	3.3	1-1	1.000	0-0	.000	0-0	.000	0	0	0	0.0	0	0	0	1	1	0	2	1.0	
10	GKOGKOS, Filippou	1-0	01:58	2.0	0-0	.000	0-0	.000	0-0	.000	0	0	0	0.0	0	0	0	0	0	0	0.0		
Team											11	17	28					4					
Total		11	2225		298-643	.463	79-224	.353	152-202	.752	107	288	395	35.9	164	3	137	134	34	80	827	75.2	
Opponents		11	2225		286-677	.422	75-253	.296	112-152	.737	116	261	377	34.3	163	1	136	131	46	65	759	69.0	

Team Statistics

	UM	OPP
Scoring	827	759
Points per game	75.2	69.0
Scoring margin	+6.2	-
Field goals-att	298-643	286-677
Field goal pct	.463	.422
3 point fg-att	79-224	75-253
3-point FG pct	.353	.296
3-pt FG made per game	7.2	6.8
Free throws-att	152-202	112-152
Free throw pct	.752	.737
F-Throws made per game	13.8	10.2
Rebounds	395	377
Rebounds per game	35.9	34.3
Rebounding margin	+1.6	-
Assists	137	136
Assists per game	12.5	12.4
Turnovers	134	131
Turnovers per game	12.2	11.9
Turnover margin	-0.3	-
Assist/turnover ratio	1.0	1.0
Steals	80	65
Steals per game	7.3	5.9
Blocks	34	46
Blocks per game	3.1	4.2
Winning streak	3	-
Home win streak	0	-
Attendance	0	113128
Home games-Avg/Game	0-0	11-10284
Neutral site-Avg/Game	-	0-0

Team Results

Date	Opponent		Score	Att.
11/27/2022	at UCF	W	66-64	5354
12/04/2022	at Louisville	W	80-53	11811
12/30/2022	at Notre Dame	W	76-65	6105
01/04/2023	at Georgia Tech	L	70-76	4203
01/14/2023	at NC State	Lot	81-83	16819
01/21/2023	at Duke	L	66-68	9314
01/24/2023	at Florida St.	W	86-63	9182
01/28/2023	at Pittsburgh	L	68-71	12508
02/04/2023	at Clemson	W	78-74	9000
02/13/2023	at North Carolina	W	80-72	19907
02/21/2023	at Virginia Tech	W	76-70	8925



NEUTRAL SITE STATISTICS

Game Records

Record	Overall	Home	Away	Neutral
ALL GAMES	6-3	0-0	0-0	6-3
CONFERENCE	0-0	0-0	0-0	0-0
NON-CONFERENCE	6-3	0-0	0-0	6-3

Score by Periods

Team	1st	2nd	OT	TOT
Miami (FL)	310	370	0	680
Opponents	326	336	0	662

Team Box Score

Team Box Score		Team Statistics																					
No.	Player	Total				3-Point		F-Throw		Rebounds				Other Stats									
		GP-GS	MIN	AVG	FG-FGA	FG%	3FG-3FGA	3FG%	FT-FTA	FT%	OFF	DEF	TOT	AVG	PF	DQ	A	TO	BLK	STL	PTS	AVG	
2	WONG, Isaiah	9-9	30:53	33.8	54-116	.466	12-30	.400	40-45	.889	7	27	34	3.8	15	0	21	20	0	14	160	17.8	
11	MILLER, Jordan	9-9	32:38	36.5	53-101	.525	6-20	.300	27-35	.771	20	40	60	6.7	21	0	22	10	8	6	139	15.4	
24	PACK, Nijel	9-9	29:38	32.6	45-102	.441	19-51	.373	11-12	.917	5	19	24	2.7	14	1	13	13	2	8	120	13.3	
15	OMIER, Norchad	9-9	24:45	27.4	35-68	.515	1-3	.333	26-30	.867	30	59	89	9.9	25	0	9	12	5	14	97	10.8	
55	POPLAR, Wooga	9-9	21:46	24.4	30-68	.441	8-29	.276	10-13	.769	4	25	29	3.2	23	0	12	9	1	7	78	8.7	
4	JOSEPH, Bensley	9-0	15:12	17.5	14-33	.424	8-18	.444	9-17	.529	4	9	13	1.4	22	0	13	7	1	6	45	5.0	
13	ROBINSON, Jakai	1-0	01:06	1.1	0-1	.000	0-0	.000	2-2	1.000	2	0	2	2.0	0	0	0	0	0	0	2	2.0	
1	WALKER, Anthony	9-0	10:02	11.1	7-24	.292	1-7	.143	3-5	.600	3	7	10	1.1	3	0	1	3	3	3	18	2.0	
5	BEVERLY, Harlond	9-0	10:39	11.2	7-20	.350	3-9	.333	0-0	.000	1	9	10	1.1	7	0	8	5	1	2	17	1.9	
0	CASEY, AJ	6-0	40:46	6.8	1-8	.125	0-3	.000	2-2	1.000	1	2	3	0.5	6	0	1	1	0	1	4	0.7	
3	WATSON, Christian	2-0	03:01	1.5	0-1	.000	0-1	.000	0-0	.000	0	0	0	0.0	0	0	0	0	0	0	0	0.0	
10	GKOGKOS, Filippos	1-0	00:48	0.8	0-1	.000	0-1	.000	0-0	.000	0	0	0	0.0	0	0	0	0	0	0	0	0.0	
12	AIRE, Favour	3-0	04:13	1.4	0-0	.000	0-0	.000	0-0	.000	0	0	0	0.0	4	0	0	2	0	0	0	0.0	
Team											15	10	25					4					
Total		9	1800		246-543	.453	58-172	.337	130-161	.807	92	207	299	33.2	140	1	100	86	21	61	680	75.6	
Opponents		9	1800		236-516	.457	76-220	.345	114-154	.740	86	221	307	34.1	138	2	130	115	36	43	662	73.6	

Team Statistics

	UM	OPP
Scoring	680	662
Points per game	75.6	73.6
Scoring margin	+2.0	-
Field goals-att	246-543	236-516
Field goal pct	.453	.457
3 point fg-att	58-172	76-220
3-point FG pct	.337	.345
3-pt FG made per game	6.4	8.4
Free throws-att	130-161	114-154
Free throw pct	.807	.740
F-Throws made per game	14.4	12.7
Rebounds	299	307
Rebounds per game	33.2	34.1
Rebounding margin	-0.9	-
Assists	100	130
Assists per game	11.1	14.4
Turnovers	86	115
Turnovers per game	9.6	12.8
Turnover margin	+3.2	-
Assist/turnover ratio	1.2	1.1
Steals	61	43
Steals per game	6.8	4.8
Blocks	21	36
Blocks per game	2.3	4.0
Winning streak	0	-
Home win streak	0	-
Attendance	0	0
Home games-Avg/Game	0-0	0-0
Neutral site-Avg/Game	-	9-19978

Team Results

Date	Opponent		Score	Att.
11/19/2022	vs Providence	W	74-64	8756
11/20/2022	vs Maryland	L	70-88	5022
03/09/2023	vs Wake Forest	W	74-72	13920
03/10/2023	vs Duke	L	78-85	15316
03/17/2023	vs Drake	W	63-56	13989
03/19/2023	vs Indiana	W	85-69	13984
03/24/2023	vs Houston	W	89-75	17429
03/26/2023	vs Texas	W	88-81	17530
04/01/2023	vs UConn	L	59-72	73860

Game Records

Record	Overall	Home	Away	Neutral
ALL GAMES	4-1	0-0	0-0	4-1
CONFERENCE	0-0	0-0	0-0	0-0
NON-CONFERENCE	4-1	0-0	0-0	4-1

Score by Periods

Team	1st	2nd	OT	TOT
Miami (FL)	168	216	0	384
Opponents	183	170	0	353

Team Box Score

No.	Player	Total			3-Point			F-Throw		Rebounds												
		GP-GS	MIN	AVG	FG-FGA	FG%	3FG-3FGA	3FG%	FT-FTA	FT%	OFF	DEF	TOT	AVG	PF	DQ	A	TO	BLK	STL	PTS	AVG
24	PACK, Nijel	5-5	168:42	33.7	29-61	.475	15-33	.455	9-10	.900	2	12	14	2.8	6	0	7	6	0	5	82	16.4
2	WONG, Isaiah	5-5	175:31	35.1	24-60	.400	7-16	.438	26-29	.897	7	17	24	4.8	3	0	8	12	0	6	81	16.2
11	MILLER, Jordan	5-5	181:50	36.4	27-47	.574	1-5	.200	22-25	.880	8	24	32	6.4	13	0	12	6	6	2	77	15.4
15	OMIER, Norchad	5-5	155:54	31.2	17-38	.447	0-1	.000	16-18	.889	20	40	60	12.0	15	0	7	8	0	9	50	10.0
55	POPLAR, Wooga	5-5	125:01	25.0	19-43	.442	5-20	.250	5-6	.833	4	13	17	3.4	12	0	6	7	1	5	48	9.6
4	JOSEPH, Bensley	5-0	79:18	15.9	6-19	.316	4-9	.444	6-13	.462	3	5	8	1.6	12	0	10	2	1	4	22	4.4
1	WALKER, Anthony	5-0	47:07	9.4	5-14	.357	1-4	.250	1-2	.500	0	4	4	0.8	1	0	0	2	2	3	12	2.4
5	BEVERLY, Harlond	5-0	54:13	10.8	4-10	.400	2-4	.500	0-0	.000	1	6	7	1.4	3	0	7	2	0	1	10	2.0
13	ROBINSON, Jakai	1-0	01:06	1.1	0-1	.000	0-0	.000	2-2	1.000	2	0	2	2.0	0	0	0	0	0	0	2	2.0
3	WATSON, Christian	1-0	01:06	1.1	0-1	.000	0-1	.000	0-0	.000	0	0	0	0.0	0	0	0	0	0	0	0	0.0
10	GKOGKOS, Filippos	1-0	00:48	0.8	0-1	.000	0-1	.000	0-0	.000	0	0	0	0.0	0	0	0	0	0	0	0	0.0
0	CASEY, AJ	3-0	09:24	3.1	0-2	.000	0-0	.000	0-0	.000	0	0	0	0.0	1	0	0	1	0	0	0	0.0
Team											6	5	11					2				
Total		5	1000		131-297	.441	35-94	.372	87-105	.829	53	126	179	35.8	66	0	57	48	10	35	384	76.8
Opponents		5	1000		130-299	.435	43-131	.328	50-70	.714	47	120	167	33.4	83	1	80	61	20	27	353	70.6

Team Statistics

	UM	OPP
Scoring	384	353
Points per game	76.8	70.6
Scoring margin	+6.2	-
Field goals-att	131-297	130-299
Field goal pct	.441	.435
3 point fg-att	35-94	43-131
3-point fg pct	.372	.328
3-pt FG made per game	7.0	8.6
Free throws-att	87-105	50-70
Free throw pct	.829	.714
F-Throws made per game	17.4	10.0
Rebounds	179	167
Rebounds per game	35.8	33.4
Rebounding margin	+2.4	-
Assists	57	80
Assists per game	11.4	16.0
Turnovers	48	61
Turnovers per game	9.6	12.2
Turnover margin	+2.6	-
Assist/turnover ratio	1.2	1.3
Steals	35	27
Steals per game	7.0	5.4
Blocks	10	20
Blocks per game	2.0	4.0
Winning streak	0	-
Home win streak	0	-
Attendance	0	0
Home games-Avg/Game	0-0	0-0
Neutral site-Avg/Game	-	5-27358

Team Results

Date	Opponent		Score	Att.
03/17/2023	vs Drake	W	63-56	13989
03/19/2023	vs Indiana	W	85-69	13984
03/24/2023	vs Houston	W	89-75	17429
03/26/2023	vs Texas	W	88-81	17530
04/01/2023	vs UConn	L	59-72	73860



ACC TOURNAMENT STATISTICS

Game Records

Record	Overall	Home	Away	Neutral
ALL GAMES	1-1	0-0	0-0	1-1
CONFERENCE	0-0	0-0	0-0	0-0
NON-CONFERENCE	1-1	0-0	0-0	1-1

Score by Periods

Team	1st	2nd	OT	TOT
Miami (FL)	70	82	0	152
Opponents	70	87	0	157

Team Box Score

No. Player		Total				3-Point		F-Throw		Rebounds													
		GP-GS	MIN	AVG	FG-FGA	FG%	3FG-3FGA	3FG%	FT-FTA	FT%	OFF	DEF	TOT	AVG	PF	DQ	A	TO	BLK	STL	PTS	AVG	
2	WONG, Isaiah	2-2	61:18	30.6	15-25	.600	3-9	.333	6-6	1.000	0	5	5	2.5	6	0	7	4	0	3	39	19.5	
11	MILLER, Jordan	2-2	78:07	39.1	16-29	.552	3-7	.429	0-5	.000	6	10	16	8.0	4	0	8	2	0	3	35	17.5	
24	PACK, Nijel	2-2	62:15	31.1	8-19	.421	2-10	.200	2-2	1.000	1	6	7	3.5	6	1	3	4	2	2	20	10.0	
55	POPLAR, Wooga	2-2	58:05	29.0	7-16	.438	2-7	.286	2-3	.667	0	9	9	4.5	4	0	5	1	0	1	18	9.0	
4	JOSEPH, Bensley	2-0	38:41	19.3	5-8	.625	3-5	.600	2-2	1.000	0	1	1	0.5	4	0	1	2	0	2	15	7.5	
15	OMIER, Norchad	2-2	28:32	14.3	5-8	.625	0-0	.000	4-5	.800	3	8	11	5.5	4	0	2	1	3	2	14	7.0	
1	WALKER, Anthony	2-0	38:35	19.3	2-8	.250	0-2	.000	2-3	.667	3	3	6	3.0	1	0	1	1	0	0	6	3.0	
0	CASEY, AJ	1-0	14:31	14.5	1-4	.250	0-2	.000	0-0	.000	0	0	0	0.0	2	0	1	0	0	1	2	2.0	
5	BEVERLY, Harlond	2-0	19:41	9.8	1-4	.250	1-3	.333	0-0	.000	0	2	2	1.0	3	0	0	2	1	0	3	1.5	
12	AIRE, Favour	1-0	00:15	0.3	0-0	.000	0-0	.000	0-0	.000	0	0	0	0.0	1	0	0	0	0	0	0	0.0	
Team											4	1	5					1					
Total		2	400		60-121	.496	14-45	.311	18-26	.692	17	45	62	31.0	35	1	28	18	7	14	152	76.0	
Opponents		2	400		55-117	.470	19-47	.404	28-39	.718	22	50	72	36.0	27	1	31	22	9	9	157	78.5	

Team Statistics

	UM	OPP
Scoring	152	157
Points per game	76.0	78.5
Scoring margin	-2.5	-
Field goals-att	60-121	55-117
Field goal pct	.496	.470
3 point fg-att	14-45	19-47
3-point FG pct	.311	.404
3-pt FG made per game	7.0	9.5
Free throws-att	18-26	28-39
Free throw pct	.692	.718
F-Throws made per game	9.0	14.0
Rebounds	62	72
Rebounds per game	31.0	36.0
Rebounding margin	-5.0	-
Assists	28	31
Assists per game	14.0	15.5
Turnovers	18	22
Turnovers per game	9.0	11.0
Turnover margin	+2.0	-
Assist/turnover ratio	1.6	1.4
Steals	14	9
Steals per game	7.0	4.5
Blocks	7	9
Blocks per game	3.5	4.5
Winning streak	0	-
Home win streak	0	-
Attendance	0	0
Home games-Avg/Game	0-0	0-0
Neutral site-Avg/Game	-	2-14618

Team Results

Date	Opponent		Score	Att.
03/09/2023	vs Wake Forest	W	74-72	13920
03/10/2023	vs Duke	L	78-85	15316



ALL POSTSEASON STATISTICS

Game Records

Record	Overall	Home	Away	Neutral
ALL GAMES	5-2	0-0	0-0	5-2
CONFERENCE	0-0	0-0	0-0	0-0
NON-CONFERENCE	5-2	0-0	0-0	5-2

Score by Periods

Team	1st	2nd	OT	TOT
Miami (FL)	238	298	0	536
Opponents	253	257	0	510

Team Box Score

No.	Player				Total		3-Point		F-Throw		Rebounds											
		GP-GS	MIN	AVG	FG-FGA	FG%	3FG-3FGA	3FG%	FT-FTA	FT%	OFF	DEF	TOT	AVG	PF	DQ	A	TO	BLK	STL	PTS	AVG
2	WONG, Isaiah	7-7	236:49	33.8	39-85	.459	10-25	.400	32-35	.914	7	22	29	4.1	9	0	15	16	0	9	120	17.1
11	MILLER, Jordan	7-7	259:57	37.1	43-76	.566	4-12	.333	22-30	.733	14	34	48	6.9	17	0	20	8	6	5	112	16.0
24	PACK, Nijel	7-7	230:57	33.0	37-80	.463	17-43	.395	11-12	.917	3	18	21	3.0	12	1	10	10	2	7	102	14.6
55	POPLAR, Wooga	7-7	183:06	26.2	26-59	.441	7-27	.259	7-9	.778	4	22	26	3.7	16	0	11	8	1	6	66	9.4
15	OMIER, Norchad	7-7	184:26	26.3	22-46	.478	0-1	.000	20-23	.870	23	48	71	10.1	19	0	9	9	3	11	64	9.1
4	JOSEPH, Bensley	7-0	117:59	16.9	11-27	.407	7-14	.500	8-15	.533	3	6	9	1.3	16	0	11	4	1	6	37	5.3
1	WALKER, Anthony	7-0	85:42	12.2	7-22	.318	1-6	.167	3-5	.600	3	7	10	1.4	2	0	1	3	3	3	18	2.6
13	ROBINSON, Jakai	1-0	01:06	1.1	0-1	.000	0-0	.000	2-2	1.000	2	0	2	2.0	0	0	0	0	0	0	2	2.0
5	BEVERLY, Harlond	7-0	73:54	10.6	5-14	.357	3-7	.429	0-0	.000	1	8	9	1.3	6	0	7	4	1	1	13	1.9
0	CASEY, AJ	4-0	23:55	6.0	1-6	.167	0-2	.000	0-0	.000	0	0	0	0.0	3	0	1	1	0	1	2	0.5
3	WATSON, Christian	1-0	01:06	1.1	0-1	.000	0-1	.000	0-0	.000	0	0	0	0.0	0	0	0	0	0	0	0	0.0
10	GKOGKOS, Filippou	1-0	00:48	0.8	0-1	.000	0-1	.000	0-0	.000	0	0	0	0.0	0	0	0	0	0	0	0	0.0
12	AIRE, Favour	1-0	00:15	0.3	0-0	.000	0-0	.000	0-0	.000	0	0	0	0.0	1	0	0	0	0	0	0	0.0
Team											10	6	16					3				
Total		7	1400		191-418	.457	49-139	.353	105-131	.802	70	171	241	34.4	101	1	85	66	17	49	536	76.6
Opponents		7	1400		185-416	.445	62-178	.348	78-109	.716	69	170	239	34.1	110	2	111	83	29	36	510	72.9

Team Statistics

	UM	OPP
Scoring	536	510
Points per game	76.6	72.9
Scoring margin	+3.7	-
Field goals-att	191-418	185-416
Field goal pct	.457	.445
3 point fg-att	49-139	62-178
3-point FG pct	.353	.348
3-pt FG made per game	7.0	8.9
Free throws-att	105-131	78-109
Free throw pct	.802	.716
F-Throws made per game	15.0	11.1
Rebounds	241	239
Rebounds per game	34.4	34.1
Rebounding margin	+0.3	-
Assists	85	111
Assists per game	12.1	15.9
Turnovers	66	83
Turnovers per game	9.4	11.9
Turnover margin	+2.4	-
Assist/turnover ratio	1.3	1.3
Steals	49	36
Steals per game	7.0	5.1
Blocks	17	29
Blocks per game	2.4	4.1
Winning streak	0	-
Home win streak	0	-
Attendance	0	0
Home games-Avg/Game	0-0	0-0
Neutral site-Avg/Game	-	7-23718

Team Results

Date	Opponent		Score	Att.
03/09/2023	vs Wake Forest	W	74-72	13920
03/10/2023	vs Duke	L	78-85	15316
03/17/2023	vs Drake	W	63-56	13989
03/19/2023	vs Indiana	W	85-69	13984
03/24/2023	vs Houston	W	89-75	17429
03/26/2023	vs Texas	W	88-81	17530
04/01/2023	vs UConn	L	59-72	73860



TEAM GAME-BY-GAME COMPARISON

Opponent	1st	2nd	Score	Mar	Total FG	FG Pct	3-Pointers	3FG Pct	Free Throws	FT Pct	Rebounds	Assist	T/Over	Block	Steal	Fouls	
LAFAYETTE	28/30	39/24	67-54	+13	21-58/19-52	362/365	10-34/10-34	294/294	15-25/6-16	600/375	46/34	+12	13/14	9/14	1/2	9/4	17/21
UNC GREENSBORO	33/34	46/31	79-65	+14	31-58/24-58	534/414	13-27/8-24	481/333	4-4/-9-13	1000/692	33/27	+6	19/18	15/11	3/0	3/6	17/13
FLORIDA A&M	41/27	48/34	87-61	+26	35-66/26-53	530/491	7-23/4-10	304/400	10-14/-5-9	714/556	31/30	+1	22/15	10/22	5/3	15/6	13/13
Providence	38/26	36/38	74-64	+10	27-63/21-50	429/420	4-13/-5-21	308/238	16-18/17-22	889/773	38/29	+9	7/7	10/14	3/4	6/4	18/16
Maryland	34/47	36/41	70-88	(18)	28-62/30-50	452/600	5-20/9-21	250/429	9-12/19-23	750/826	20/39	(19)	8/12	10/18	1/3	6/3	21/12
ST. FRANCIS BROOKLYN	38/26	41/30	79-56	+23	28-54/20-56	519/357	5-15/7-19	333/368	18-26/9-12	692/750	37/30	+7	15/9	12/19	6/3	13/7	8/14
UCF	32/26	34/38	66-64	+2	26-54/24-53	481/453	6-19/4-17	316/235	8-12/12-17	667/706	28/33	(5)	14/7	15/15	1/2	8/8	18/13
RUTGERS	33/34	35/27	68-61	+7	26-53/25-67	491/373	6-18/7-21	333/333	10-12/4-4	833/1000	29/39	(10)	13/14	13/15	7/2	9/9	6/12
Louisville	42/23	38/30	80-53	+27	32-64/17-57	500/298	6-22/3-20	273/150	11-17/6-18	909/889	39/34	+5	18/6	16/19	7/1	10/6	17/12
CORNELL	66/52	41/53	107-105	+2	36-65/41-79	554/519	13-26/12-36	500/333	22-26/11-15	846/733	39/33	+6	21/27	16/17	3/1	6/12	17/18
NC STATE	34/43	46/30	80-73	+7	30-66/29-64	455/453	6-19/8-24	316/333	14-17/7-12	824/583	38/34	+4	22/16	6/8	0/5	4/4	11/18
SAINT FRANCIS (PA)	37/37	54/39	91-76	+15	35-66/26-61	530/426	8-26/7-19	308/368	13-18/17-21	722/810	39/30	+9	19/14	7/9	10/1	7/3	14/12
VIRGINIA	36/26	30/38	66-64	+2	21-53/22-60	396/367	7-22/6-23	318/261	17-22/14-19	773/737	37/37	-	11/17	11/10	7/3	5/6	17/17
Notre Dame	33/34	43/31	76-65	+11	29-57/25-56	509/446	5-17/9-24	294/375	13-20/6-7	650/857	32/31	+1	10/11	9/17	3/4	11/2	11/15
Georgia Tech	35/39	35/37	70-76	(6)	24-68/25-61	353/410	5-32/9-24	156/375	17-25/17-19	680/895	36/46	(10)	12/15	7/15	3/2	13/3	17/17
BOSTON COLLEGE	43/28	45/44	88-72	+16	32-53/32-63	604/508	12-18/4-9	667/444	12-15/4-7	800/571	30/22	+8	20/14	14/9	1/2	6/5	8/14
NC State	32/42	41/31	81-83	(2)	29-51/33-75	569/440	6-15/5-20	400/250	17-22/12-20	773/600	35/36	(1)	5/14	17/14	6/5	4/9	17/16
Duke	34/38	48/40	82-78	+4	25-60/29-67	417/433	7-23/6-20	304/300	25-28/14-17	893/824	40/36	+4	16/19	11/9	2/0	5/8	18/19
Florida St.	38/38	28/30	66-68	(2)	22-63/25-62	349/403	10-21/9-21	476/429	12-15/9-15	800/600	38/44	(6)	10/19	6/10	5/8	7/5	17/15
Pittsburgh	54/28	32/35	86-63	+23	31-55/26-63	564/413	11-22/3-22	500/136	13-19/8-13	684/615	40/23	+17	23/12	17/10	1/6	5/11	13/13
VIRGINIA TECH	33/28	35/43	68-71	(3)	26-53/26-65	491/400	8-17/9-22	471/409	8-11/10-12	727/833	30/39	(9)	14/12	12/11	4/7	4/5	15/11
Clemson	45/44	47/39	92-83	+9	35-60/29-51	583/569	8-19/7-17	421/412	14-17/18-20	824/900	27/21	+6	18/14	11/14	3/3	10/7	16/15
DUKE	35/35	43/39	78-74	+4	28-58/28-59	448/475	9-24/10-25	375/400	17-22/8-9	773/889	38/28	+10	12/17	11/9	1/4	5/3	13/16
LOUISVILLE	40/26	41/33	81-59	+22	32-67/22-54	478/407	7-17/5-19	412/263	10-11/10-13	909/769	38/31	+7	21/16	12/21	4/6	13/7	11/10
North Carolina	42/41	51/44	93-85	+8	31-58/33-57	534/579	8-20/10-23	400/435	23-27/9-15	852/818	28/24	+4	20/12	6/12	2/1	5/3	14/23
Wake Forest	35/34	45/38	80-72	+8	28-56/29-66	464/439	6-13/5-31	462/161	22-26/9-15	846/600	40/32	+8	9/6	13/9	0/5	5/7	15/21
WAKE FOREST	47/44	49/43	96-87	+9	37-63/32-58	587/552	8-16/15-35	500/429	14-18/8-8	778/1000	26/26	-	16/22	10/19	0/2	12/5	9/16
Virginia Tech	36/32	40/38	76-70	+6	27-64/28-60	422/467	7-22/9-27	318/333	15-19/5-7	789/714	39/31	+8	10/17	11/12	3/2	8/6	11/14
FLORIDA ST.	54/31	30/54	84-85	(1)	34-64/33-63	531/524	8-19/7-20	421/350	8-11/12-14	727/857	31/30	+1	18/18	12/11	2/6	7/10	12/12
PITTSBURGH	42/38	36/38	78-76	+2	25-55/27-58	455/466	8-17/11-26	471/423	20-23/11-15	870/733	42/20	+22	14/14	16/7	4/3	0/8	15/17
Wake Forest	34/29	40/43	74-72	+2	31-59/27-66	525/409	6-19/11-31	316/355	6-11/7-14	545/500	38/36	+2	15/15	12/10	5/6	6/5	17/14
Duke	36/41	42/44	78-85	(7)	29-62/28-51	468/549	8-26/8-16	308/500	12-15/21-25	800/840	24/36	(12)	13/16	6/12	2/3	8/4	18/13
Drake	25/30	38/26	63-56	+7	17-56/22-55	304/400	6-18/7-24	333/292	23-29/5-8	793/625	41/35	+6	6/15	9/12	1/3	7/4	11/19
Indiana	40/35	45/34	85-69	+16	34-70/26-63	486/413	9-23/8-25	391/320	8-13/9-14	615/643	48/31	+7	14/10	12/12	3/7	7/9	13/14
Houston	42/36	47/39	89-75	+14	31-60/24-64	517/375	11-25/9-31	400/290	16-19/18-20	842/900	35/35	-	16/16	6/8	4/4	4/3	16/16
Texas	37/45	51/36	88-81	+7	29-49/30-60	517/500	2-8/10-25	250/400	28-32/11-15	875/733	33/25	(2)	11/20	12/14	1/1	9/6	14/23
UConn	24/37	35/35	59-72	(13)	20-62/28-57	323/491	7-20/9-26	350/346	12-12/7-13	1000/538	32/41	(9)	10/19	9/15	1/5	8/5	12/11

Note: Game totals are displayed in the format TEAM/OPPONENT for each category



TEAM GAME-BY-GAME

Opponent	Date	Score		Total		3-Pointers		Free throws		Rebounds														
				FG-FGA	PCT	3FG-3FGA	PCT	FT-FTA	PCT	OFF	DEF	TOT	AVG	PF	A	TO	BLK	STL	PTS	AVG				
Lafayette	11/07/2022	67-54	W	21-58	.362	10-34	.294	15-25	.600	18	28	46	46.0	17	13	9	1	9	67	67.0				
UNC Greensboro	11/11/2022	79-65	W	31-58	.534	13-27	.481	4-4	1.000	8	25	33	39.5	17	19	15	3	3	79	73.0				
Florida A&M	11/15/2022	87-61	W	35-66	.530	7-23	.304	10-14	.714	11	20	31	36.7	13	22	10	5	15	87	77.7				
vs Providence	11/19/2022	74-64	W	27-63	.429	4-13	.308	16-18	.889	14	24	38	37.0	18	7	10	3	6	74	76.8				
vs Maryland	11/20/2022	70-88	L	28-62	.452	5-20	.250	9-12	.750	8	12	20	33.6	21	8	10	1	6	70	75.4				
St. Francis Brooklyn	11/23/2022	79-56	W	28-54	.519	5-15	.333	18-26	.692	10	27	37	34.2	8	15	12	6	13	79	76.0				
at UCF	11/27/2022	66-64	W	26-54	.481	6-19	.316	8-12	.667	13	15	28	33.3	18	14	15	1	8	66	74.6				
Rutgers	11/30/2022	68-61	W	26-53	.491	6-18	.333	10-12	.833	8	21	29	32.8	6	13	13	7	9	68	73.8				
at Louisville	12/04/2022	80-53	W	32-64	.500	6-22	.273	10-11	.909	10	29	39	33.4	17	18	16	7	10	80	74.4				
Cornell	12/07/2022	107-105	W	36-65	.554	13-26	.500	22-26	.846	13	26	39	34.0	17	21	16	3	6	107	77.7				
NC State	12/10/2022	80-73	W	30-66	.455	6-19	.316	14-17	.824	10	28	38	34.4	11	22	6	0	4	80	77.9				
Saint Francis (PA)	12/17/2022	91-76	W	35-66	.530	8-26	.308	13-18	.722	13	26	39	34.8	14	19	7	10	7	91	79.0				
Virginia	12/20/2022	66-64	W	21-53	.396	7-22	.318	17-22	.773	9	28	37	34.9	17	11	11	7	5	66	78.0				
at Notre Dame	12/30/2022	76-65	W	29-57	.509	5-17	.294	13-20	.650	9	23	32	34.7	11	10	9	3	11	76	77.9				
at Georgia Tech	01/04/2023	70-76	L	24-68	.353	5-32	.156	17-25	.680	16	20	36	34.8	17	12	7	3	13	70	77.3				
Boston College	01/11/2023	88-72	W	32-53	.604	12-18	.667	12-15	.800	8	22	30	34.5	8	20	14	1	6	88	78.0				
at NC State	01/14/2023	81-83	Lot	29-51	.569	6-15	.400	17-22	.773	4	31	35	34.5	17	5	17	6	4	81	78.2				
Syracuse	01/16/2023	82-78	W	25-60	.417	7-23	.304	25-28	.893	16	24	40	34.8	18	16	11	2	5	82	78.4				
at Duke	01/21/2023	66-68	L	22-63	.349	10-21	.476	12-15	.800	13	25	38	35.0	17	10	6	5	7	66	77.7				
at Florida St.	01/24/2023	86-63	W	31-55	.564	11-22	.500	13-19	.684	10	30	40	35.3	13	23	17	1	5	86	78.2				
at Pittsburgh	01/28/2023	68-71	L	26-53	.491	8-17	.471	8-11	.727	1	29	30	35.0	15	14	12	4	4	68	77.7				
Virginia Tech	01/31/2023	92-83	W	35-60	.583	8-19	.421	14-17	.824	7	20	27	34.6	16	18	11	3	10	92	78.3				
at Clemson	02/04/2023	78-74	W	26-58	.448	9-24	.375	17-22	.773	9	29	38	34.8	13	12	11	1	5	78	78.3				
Duke	02/06/2023	81-59	W	32-67	.478	7-17	.412	10-11	.909	16	22	38	34.9	11	21	12	4	13	81	78.4				
Louisville	02/11/2023	93-85	W	31-58	.534	8-20	.400	23-27	.852	11	17	28	34.6	14	20	6	2	5	93	79.0				
at North Carolina	02/13/2023	80-72	W	26-56	.464	6-13	.462	22-26	.846	8	32	40	34.8	15	9	13	0	5	80	79.0				
Wake Forest	02/18/2023	96-87	W	37-63	.587	8-16	.500	14-18	.778	6	20	26	34.5	9	16	10	0	12	96	79.7				
at Virginia Tech	02/21/2023	76-70	W	27-64	.422	7-22	.318	15-19	.789	14	25	39	34.7	11	10	11	3	8	76	79.5				
Florida St.	02/25/2023	84-85	L	34-64	.531	8-19	.421	8-11	.727	7	24	31	34.6	12	18	12	2	7	84	79.7				
Pittsburgh	03/04/2023	78-76	W	25-55	.455	8-17	.471	20-23	.870	14	28	42	34.8	15	14	16	4	0	78	79.6				
vs Wake Forest	03/09/2023	74-72	W	31-59	.525	6-19	.316	6-11	.545	9	29	38	34.9	17	15	12	5	6	74	79.5				
vs Duke	03/10/2023	78-85	L	29-62	.468	8-26	.308	12-15	.800	8	16	24	34.6	18	13	6	2	8	78	79.4				
vs Drake	03/17/2023	63-56	W	17-56	.304	6-18	.333	23-29	.793	9	32	41	34.8	11	6	9	1	7	63	78.9				
vs Indiana	03/19/2023	85-69	W	34-70	.486	9-23	.391	8-13	.615	20	28	48	35.1	13	14	12	3	7	85	79.1				
vs Houston	03/24/2023	89-75	W	31-60	.517	11-25	.440	16-19	.842	6	29	35	35.1	16	16	6	4	4	89	79.4				
vs Texas	03/26/2023	88-81	W	29-49	.592	2-8	.250	28-32	.875	4	19	23	34.8	14	11	12	1	9	88	79.6				
vs UConn	04/01/2023	59-72	L	20-62	.323	7-20	.350	12-12	1.000	14	18	32	34.7	12	10	9	1	8	59	79.1				
Total		2925		1058-2205	.480	278-755	.368	531-677	.784	384	801	1285	34.7	527	535	411	115	270	2925	79.1				
Opponents		2661		991-2214	.448	285-852	.335	394-532	.741	364	824	1188	32.1	565	539	463	125	218	2661	71.9				

Miami (FL) Averages

Games Played	Points/ game	FG Pct	3FG Pct	FT Pct	Rebounds/ game	Assists/ game	Turnovers/ game	Assist/Turnover ratio	Steals/ game	Blocks/ game
37	79.1	48.0	36.8	78.4	34.7	14.5	11.1	1.3	7.3	3.1



OPPONENT GAME-BY-GAME

					Total		3-Pointers		Free throws		Rebounds										
Opponent	Date	Score	FG-FGA	PCT	3FG-3FGA	PCT	FT-FTA	PCT	OFF	DEF	TOT	AVG	PF	A	TO	BLK	STL	PTS	AVG		
Lafayette	11/07/2022	67-54	W	19-52	.365	10-34	.294	6-16	.375	9	25	34	34.0	21	14	14	2	4	54	54.0	
UNC Greensboro	11/11/2022	79-65	W	24-58	.414	8-24	.333	9-13	.692	9	18	27	30.5	13	18	11	0	6	65	59.5	
Florida A&M	11/15/2022	87-61	W	26-53	.491	4-10	.400	5-9	.556	9	21	30	30.3	13	15	22	3	6	61	60.0	
vs Providence	11/19/2022	74-64	W	21-50	.420	5-21	.238	17-22	.773	6	23	29	30.0	16	7	14	4	4	64	61.0	
vs Maryland	11/20/2022	70-88	L	30-50	.600	9-21	.429	19-23	.826	11	28	39	31.8	12	12	18	3	3	88	66.4	
St. Francis Brooklyn	11/23/2022	79-56	W	20-56	.357	7-19	.368	9-12	.750	11	19	30	31.5	14	9	19	3	7	56	64.7	
at UCF	11/27/2022	66-64	W	24-53	.453	4-17	.235	12-17	.706	14	19	33	31.7	13	7	15	2	8	64	64.6	
Rutgers	11/30/2022	68-61	W	25-67	.373	7-21	.333	4-4	1.000	19	20	39	32.6	12	14	15	2	9	61	64.1	
at Louisville	12/04/2022	80-53	W	17-57	.298	3-20	.150	16-18	.889	11	23	34	32.8	12	6	19	1	6	53	62.9	
Cornell	12/07/2022	107-105	W	41-79	.519	12-36	.333	11-15	.733	15	18	33	32.8	18	27	7	1	12	105	67.1	
NC State	12/10/2022	80-73	W	29-64	.453	8-24	.333	7-12	.583	9	25	34	32.9	18	16	8	5	4	73	67.6	
Saint Francis (PA)	12/17/2022	91-76	W	26-61	.426	7-19	.368	17-21	.810	10	20	30	32.7	12	14	9	1	3	76	68.3	
Virginia	12/20/2022	66-64	W	22-60	.367	6-23	.261	14-19	.737	11	26	37	33.0	17	17	10	3	6	64	68.0	
at Notre Dame	12/30/2022	76-65	W	25-56	.446	9-24	.375	6-7	.857	8	23	31	32.9	15	11	17	4	2	65	67.8	
at Georgia Tech	01/04/2023	70-76	L	25-61	.410	9-24	.375	17-19	.895	14	32	46	33.7	17	15	15	2	3	76	68.3	
Boston College	01/11/2023	88-72	W	32-63	.508	4-9	.444	4-7	.571	10	12	22	33.0	14	14	9	2	5	72	68.6	
at NC State	01/14/2023	81-83	Lot	33-75	.440	5-20	.250	12-20	.600	15	21	36	33.2	16	14	4	5	9	83	69.4	
Syracuse	01/16/2023	82-78	W	29-67	.433	6-20	.300	14-17	.824	16	20	36	33.3	19	19	9	0	8	78	69.9	
at Duke	01/21/2023	66-68	L	25-62	.403	9-21	.429	9-15	.600	16	28	44	33.9	15	19	10	8	5	68	69.8	
at Florida St.	01/24/2023	86-63	W	26-63	.413	3-22	.136	8-13	.615	8	15	23	33.4	13	12	10	6	11	63	69.5	
at Pittsburgh	01/28/2023	68-71	L	26-65	.400	9-22	.409	10-12	.833	12	27	39	33.6	11	12	11	7	5	71	69.5	
Virginia Tech	01/31/2023	92-83	W	29-51	.569	7-17	.412	18-20	.900	2	19	21	33.0	15	14	14	3	7	83	70.1	
at Clemson	02/04/2023	78-74	W	28-59	.475	10-25	.400	8-9	.889	2	26	28	32.8	16	17	9	4	3	74	70.3	
Duke	02/06/2023	81-59	W	22-54	.407	5-19	.263	10-13	.769	12	19	31	32.8	10	16	21	6	7	59	69.8	
Louisville	02/11/2023	93-85	W	33-57	.579	10-23	.435	9-11	.818	7	17	24	32.4	23	12	1	3	85	70.4		
at North Carolina	02/13/2023	80-72	W	29-66	.439	5-31	.161	9-15	.600	9	23	32	32.4	21	6	9	5	7	72	70.5	
Wake Forest	02/18/2023	96-87	W	32-58	.552	15-35	.429	8-8	1.000	5	21	26	32.1	16	22	19	2	5	87	71.1	
at Virginia Tech	02/21/2023	76-70	W	28-60	.467	9-27	.333	5-7	.714	7	24	31	32.1	14	17	12	2	6	70	71.1	
Florida St.	02/25/2023	84-85	L	33-63	.524	7-20	.350	12-14	.857	5	25	30	32.0	12	18	11	6	10	85	71.6	
Pittsburgh	03/04/2023	78-76	W	27-58	.466	11-26	.423	11-15	.733	3	17	20	31.6	17	14	7	3	8	76	71.7	
vs Wake Forest	03/09/2023	74-72	W	27-66	.409	11-31	.355	7-14	.500	13	23	36	31.8	14	15	10	6	5	72	71.7	
vs Duke	03/10/2023	78-85	L	28-51	.549	8-16	.500	21-25	.840	9	27	36	31.9	13	16	12	3	4	85	72.1	
vs Drake	03/17/2023	63-56	W	22-55	.400	7-24	.292	5-8	.625	2	33	35	32.0	19	15	12	3	4	56	71.6	
vs Indiana	03/19/2023	85-69	W	26-63	.413	8-25	.320	9-14	.643	12	19	31	32.0	14	10	12	7	9	69	71.6	
vs Houston	03/24/2023	89-75	W	24-64	.375	9-31	.290	18-20	.900	11	24	35	32.1	16	16	8	4	3	75	71.7	
vs Texas	03/26/2023	88-81	W	30-60	.500	10-25	.400	11-15	.733	9	16	25	31.9	23	20	14	1	6	81	71.9	
vs UConn	04/01/2023	59-72	L	28-57	.491	9-26	.346	7-13	.538	13	28	41	32.1	11	19	15	5	5	72	71.9	
Total		2661		991-2214	.448	285-852	.335	394-532	.741	364	824	1188	32.1	565	539	463	125	218	2621	71.9	
Miami (FL)		2925		1058-2205	.480	278-755	.368	531-677	.784	384	901	1285	34.7	527	535	411	115	270	2925	79.1	

Opponents Averages

Games Played	Points/game	FG Pct	3FG Pct	FT Pct	Rebounds/game	Assists/game	Turnovers/game	Assist/Turnover ratio	Steals/game	Blocks/game
37	71.9	44.8	33.5	74.1	32.1	14.6	12.5	1.2	5.9	3.4



TEAM GAME HIGHS

Miami (FL) - Game Highs

POINTS	107	Cornell (12/07/2022)
	96	Wake Forest (02/18/2023)
	93	Louisville (02/11/2023)
	92	Virginia Tech (01/31/2023)
	91	Saint Francis (PA) (12/17/2022)
FIELD GOALS MADE	37	Wake Forest (02/18/2023)
	36	Cornell (12/07/2022)
FIELD GOAL ATTEMPTS	70	vs Indiana (N) (03/19/2023)
	68	at Georgia Tech (01/04/2023)
FIELD GOAL PERCENTAGE	.604 (32-53)	Boston College (01/11/2023)
	.592 (29-49)	vs Texas (N) (03/26/2023)
3 PT FG MADE	13	Cornell (12/07/2022)
	13	UNC Greensboro (11/11/2022)
3 PT FG ATTEMPTS	34	Lafayette (11/07/2022)
	32	at Georgia Tech (01/04/2023)
3 PT FG PERCENTAGE	.667 (12-18)	Boston College (01/11/2023)
	.500 (13-26)	Cornell (12/07/2022)
	.500 (11-22)	at Florida St. (01/24/2023)
	.500 (8-16)	Wake Forest (02/18/2023)
FREE THROWS MADE	28	vs Texas (N) (03/26/2023)
	25	Syracuse (01/16/2023)
FREE THROW ATTEMPTS	32	vs Texas (N) (03/26/2023)
	29	vs Drake (N) (03/17/2023)
FREE THROW PERCENTAGE	1.000 (12-12)	vs UConn (N) (04/01/2023)
	1.000 (4-4)	UNC Greensboro (11/11/2022)
REBOUNDS	48	vs Indiana (N) (03/19/2023)
	46	Lafayette (11/07/2022)
ASSISTS	23	at Florida St. (01/24/2023)
	22	NC State (12/10/2022)
	22	Florida A&M (11/15/2022)
STEALS	15	Florida A&M (11/15/2022)
	13	Duke (02/06/2023)
	13	at Georgia Tech (01/04/2023)
	13	St. Francis Brooklyn (11/23/2022)
BLOCKED SHOTS	10	Saint Francis (PA) (12/17/2022)
	7	Virginia (12/20/2022)
	7	at Louisville (12/04/2022)
	7	Rutgers (11/30/2022)
TURNOVERS	17	at Florida St. (01/24/2023)
	17	at NC State (01/14/2023)
FOULS	21	vs Maryland (N) (11/20/2022)
	18	vs Duke (N) (03/10/2023)
	18	Syracuse (01/16/2023)
	18	at UCF (11/27/2022)
	18	vs Providence (N) (11/19/2022)



TEAM GAME LOWS

Miami (FL) - Game Lows

POINTS	59	vs UConn (N) (04/01/2023)
	63	vs Drake (N) (03/17/2023)
	66	at Duke (01/21/2023)
	66	Virginia (12/20/2022)
	66	at UCF (11/27/2022)
FIELD GOALS MADE	17	vs Drake (N) (03/17/2023)
	20	vs UConn (N) (04/01/2023)
FIELD GOAL ATTEMPTS	49	vs Texas (N) (03/26/2023)
	51	at NC State (01/14/2023)
FIELD GOAL PERCENTAGE	.304 (17-56)	vs Drake (N) (03/17/2023)
	.323 (20-62)	vs UConn (N) (04/01/2023)
3 PT FG MADE	2	vs Texas (N) (03/26/2023)
	4	vs Providence (N) (11/19/2022)
3 PT FG ATTEMPTS	8	vs Texas (N) (03/26/2023)
	13	at North Carolina (02/13/2023)
	13	vs Providence (N) (11/19/2022)
3 PT FG PERCENTAGE	.156 (5-32)	at Georgia Tech (01/04/2023)
	.250 (5-20)	vs Maryland (N) (11/20/2022)
	.250 (2-8)	vs Texas (N) (03/26/2023)
FREE THROWS MADE	4	UNC Greensboro (11/11/2022)
	6	vs Wake Forest (N) (03/09/2023)
FREE THROW ATTEMPTS	4	UNC Greensboro (11/11/2022)
	11	vs Wake Forest (N) (03/09/2023)
	11	Florida St. (02/25/2023)
	11	Duke (02/06/2023)
	11	at Pittsburgh (01/28/2023)
FREE THROW PERCENTAGE	.545 (6-11)	vs Wake Forest (N) (03/09/2023)
	.600 (15-25)	Lafayette (11/07/2022)
REBOUNDS	20	vs Maryland (N) (11/20/2022)
	23	vs Texas (N) (03/26/2023)
ASSISTS	5	at NC State (01/14/2023)
	6	vs Drake (N) (03/17/2023)
STEALS	0	Pittsburgh (03/04/2023)
	3	UNC Greensboro (11/11/2022)
BLOCKED SHOTS	0	Wake Forest (02/18/2023)
	0	at North Carolina (02/13/2023)
	0	NC State (12/10/2022)
TURNOVERS	6	vs Houston (N) (03/24/2023)
	6	vs Duke (N) (03/10/2023)
	6	Louisville (02/11/2023)
	6	at Duke (01/21/2023)
	6	NC State (12/10/2022)
FOULS	6	Rutgers (11/30/2022)
	8	St. Francis Brooklyn (11/23/2022)



OPPONENT GAME HIGHS

Opponent - Game Highs

POINTS	105	Cornell (12/07/2022)
	88	vs Maryland (N) (11/20/2022)
	87	Wake Forest (02/18/2023)
	85	vs Duke (N) (03/10/2023)
	85	Florida St. (02/25/2023)
	85	Louisville (02/11/2023)
FIELD GOALS MADE	41	Cornell (12/07/2022)
	33	Florida St. (02/25/2023)
	33	Louisville (02/11/2023)
	33	at NC State (01/14/2023)
FIELD GOAL ATTEMPTS	79	Cornell (12/07/2022)
	75	at NC State (01/14/2023)
FIELD GOAL PERCENTAGE	.600 (30-50)	vs Maryland (N) (11/20/2022)
	.579 (33-57)	Louisville (02/11/2023)
3 PT FG MADE	15	Wake Forest (02/18/2023)
	12	Cornell (12/07/2022)
3 PT FG ATTEMPTS	36	Cornell (12/07/2022)
	35	Wake Forest (02/18/2023)
3 PT FG PERCENTAGE	.500 (8-16)	vs Duke (N) (03/10/2023)
	.444 (4-9)	Boston College (01/11/2023)
FREE THROWS MADE	21	vs Duke (N) (03/10/2023)
	19	vs Maryland (N) (11/20/2022)
FREE THROW ATTEMPTS	25	vs Duke (N) (03/10/2023)
	23	vs Maryland (N) (11/20/2022)
FREE THROW PERCENTAGE	1.000 (8-8)	Wake Forest (02/18/2023)
	1.000 (4-4)	Rutgers (11/30/2022)
REBOUNDS	46	at Georgia Tech (01/04/2023)
	44	at Duke (01/21/2023)
ASSISTS	27	Cornell (12/07/2022)
	22	Wake Forest (02/18/2023)
STEALS	12	Cornell (12/07/2022)
	11	at Florida St. (01/24/2023)
BLOCKED SHOTS	8	at Duke (01/21/2023)
	7	vs Indiana (N) (03/19/2023)
	7	at Pittsburgh (01/28/2023)
TURNOVERS	22	Florida A&M (11/15/2022)
	21	Duke (02/06/2023)
FOULS	23	vs Texas (N) (03/26/2023)
	23	Louisville (02/11/2023)



OPPONENT GAME LOWS

Opponent - Game Lows

POINTS	53	at Louisville (12/04/2022)
	54	Lafayette (11/07/2022)
	56	vs Drake (N) (03/17/2023)
	56	St. Francis Brooklyn (11/23/2022)
FIELD GOALS MADE	59	Duke (02/06/2023)
	17	at Louisville (12/04/2022)
	19	Lafayette (11/07/2022)
	19	Lafayette (11/07/2022)
FIELD GOAL ATTEMPTS	50	vs Maryland (N) (11/20/2022)
	50	vs Providence (N) (11/19/2022)
FIELD GOAL PERCENTAGE	.298 (17-57)	at Louisville (12/04/2022)
	.357 (20-56)	St. Francis Brooklyn (11/23/2022)
3 PT FG MADE	3	at Florida St. (01/24/2023)
	3	at Louisville (12/04/2022)
3 PT FG ATTEMPTS	9	Boston College (01/11/2023)
	10	Florida A&M (11/15/2022)
3 PT FG PERCENTAGE	.136 (3-22)	at Florida St. (01/24/2023)
	.150 (3-20)	at Louisville (12/04/2022)
FREE THROWS MADE	4	Boston College (01/11/2023)
	4	Rutgers (11/30/2022)
FREE THROW ATTEMPTS	4	Rutgers (11/30/2022)
	7	at Virginia Tech (02/21/2023)
	7	Boston College (01/11/2023)
	7	at Notre Dame (12/30/2022)
FREE THROW PERCENTAGE	.375 (6-16)	Lafayette (11/07/2022)
	.500 (7-14)	vs Wake Forest (N) (03/09/2023)
REBOUNDS	20	Pittsburgh (03/04/2023)
	21	Virginia Tech (01/31/2023)
ASSISTS	6	at North Carolina (02/13/2023)
	6	at Louisville (12/04/2022)
STEALS	2	at Notre Dame (12/30/2022)
	3	vs Houston (N) (03/24/2023)
	3	Louisville (02/11/2023)
	3	at Clemson (02/04/2023)
	3	at Georgia Tech (01/04/2023)
	3	Saint Francis (PA) (12/17/2022)
	3	vs Maryland (N) (11/20/2022)
BLOCKED SHOTS	0	Syracuse (01/16/2023)
	0	UNC Greensboro (11/11/2022)
TURNOVERS	4	at NC State (01/14/2023)
	7	Pittsburgh (03/04/2023)
	7	Cornell (12/07/2022)
FOULS	10	Duke (02/06/2023)
	11	vs UConn (N) (04/01/2023)
	11	at Pittsburgh (01/28/2023)

PLAYER GAME-BY-GAME HIGHS

LAFAYETTE	11/07/22	67-54	16-Isaiah Wong Nijel Pack	15-Norchad Omier	4-Isaiah Wong	3-Jordan Miller Isaiah Wong	1-Isaiah Wong
UNC GREENSBORO	11/11/22	79-65	19-Jordan Miller	11-Norchad Omier	4-Norchad Omier Nijel Pack	2-Jordan Miller	1-Jordan Miller Isaiah Wong Norchad Omier
FLORIDA A&M	11/15/22	87-61	21-Norchad Omier	9-Jordan Miller	7-Isaiah Wong	3-Nijel Pack Jordan Miller Norchad Omier	2-Norchad Omier
vs Providence	11/19/22	74-64	19-Norchad Omier	12-Norchad Omier	3-Isaiah Wong	3-Isaiah Wong	2-Norchad Omier
vs Maryland	11/20/22	70-88	22-Isaiah Wong	6-Norchad Omier	3-Isaiah Wong	2-Norchad Omier Isaiah Wong	1-Jordan Miller
ST. FRANCIS BROOKLYN	11/23/22	79-56	23-Nijel Pack	10-Norchad Omier	6-Bensley Joseph	4-Norchad Omier Isaiah Wong	2-Isaiah Wong AJ Casey
at UCF	11/27/22	66-64	16-Nijel Pack	13-Norchad Omier	4-Bensley Joseph	3-Wooga Poplar	1-Isaiah Wong
RUTGERS	11/30/22	68-61	17-Norchad Omier Jordan Miller	10-Jordan Miller	4-Isaiah Wong	3-Bensley Joseph	2-Wooga Poplar Isaiah Wong
at Louisville	12/04/22	80-53	14-Jordan Miller	5-Anthony Walker Isaiah Wong Wooga Poplar	5-Nijel Pack	3-Wooga Poplar	2-Norchad Omier Anthony Walker
CORNELL	12/07/22	107-105	36-Isaiah Wong	12-Norchad Omier	6-Isaiah Wong	2-Bensley Joseph	2-Norchad Omier
NC STATE	12/10/22	80-73	25-Jordan Miller	11-Norchad Omier	8-Isaiah Wong	1-Harlond Beverly Jordan Miller Isaiah Wong Norchad Omier	None
SAINT FRANCIS (PA)	12/17/22	91-76	22-Isaiah Wong	9-Norchad Omier	10-Isaiah Wong	3-Isaiah Wong Wooga Poplar	3-Norchad Omier Isaiah Wong
VIRGINIA	12/20/22	66-64	24-Isaiah Wong	8-Norchad Omier	5-Isaiah Wong	3-Wooga Poplar	4-Norchad Omier
at Notre Dame	12/30/22	76-65	21-Nijel Pack	8-Jordan Miller	4-Harlond Beverly	3-Nijel Pack	3-Norchad Omier
at Georgia Tech	01/04/23	70-76	17-Norchad Omier Jordan Miller	8-Norchad Omier	3-Isaiah Wong Bensley Joseph	6-Wooga Poplar	1-Bensley Joseph Favour Aire Isaiah Wong
BOSTON COLLEGE	01/11/23	88-72	22-Isaiah Wong	13-Norchad Omier	5-Jordan Miller Harlond Beverly	3-Jordan Miller	1-Jordan Miller
at NC State	01/14/23	81-83	25-Isaiah Wong	13-Norchad Omier	2-Jordan Miller	1-Bensley Joseph Anthony Walker Harlond Beverly Jordan Miller	4-Norchad Omier
SYRACUSE	01/16/23	82-78	16-Harlond Beverly Norchad Omier	16-Norchad Omier	7-Jordan Miller	2-Harlond Beverly	2-Norchad Omier
at Duke	01/21/23	66-68	19-Jordan Miller	14-Norchad Omier	2-Bensley Joseph Wooga Poplar	2-Wooga Poplar Nijel Pack Norchad Omier	2-Norchad Omier
at Florida St.	01/24/23	86-63	18-Isaiah Wong Nijel Pack	11-Norchad Omier	5-Nijel Pack	2-Wooga Poplar Nijel Pack	1-Jakai Robinson
at Pittsburgh	01/28/23	68-71	18-Jordan Miller	9-Norchad Omier	4-Jordan Miller	2-Jordan Miller	2-Norchad Omier
VIRGINIA TECH	01/31/23	92-83	21-Norchad Omier	8-Norchad Omier	5-Jordan Miller	5-Isaiah Wong	1-AJ Casey Bensley Joseph Norchad Omier
at Clemson	02/04/23	78-74	20-Nijel Pack	7-Jordan Miller Norchad Omier	3-Isaiah Wong Nijel Pack	2-Jordan Miller	1-Bensley Joseph
DUKE	02/06/23	81-59	17-Norchad Omier	10-Norchad Omier	6-Nijel Pack	4-Harlond Beverly	2-Jordan Miller
LOUISVILLE	02/11/23	93-85	22-Nijel Pack	7-Norchad Omier	6-Jordan Miller	2-Jordan Miller	2-Norchad Omier
at North Carolina	02/13/23	80-72	24-Jordan Miller	11-Jordan Miller	4-Isaiah Wong	3-Isaiah Wong	None

PLAYER GAME-BY-GAME HIGHS

WAKE FOREST at Virginia Tech	02/18/23	96-87	27-Isaiah Wong	8-Norchad Omier	4-Nijel Pack	4-Nijel Pack	None
	02/21/23	76-70	17-Norchad Omier	14-Norchad Omier	3-Jordan Miller	3-Norchad Omier	1-Isaiah Wong Wooga Poplar Norchad Omier
FLORIDA ST.	02/25/23	84-85	21-Jordan Miller	8-Norchad Omier	5-Bensley Joseph	3-Jordan Miller	1-Isaiah Wong Norchad Omier
PITTSBURGH vs Wake Forest	03/04/23	78-76	18-Wooga Poplar	13-Norchad Omier	4-Isaiah Wong	None	2-Norchad Omier
	03/09/23	74-72	18-Jordan Miller	10-Norchad Omier	5-Isaiah Wong Jordan Miller	2-Jordan Miller Norchad Omier	3-Norchad Omier
vs Duke	03/10/23	78-85	22-Isaiah Wong	7-Jordan Miller	4-Wooga Poplar	2-Bensley Joseph Isaiah Wong	1-Anthony Walker Nijel Pack
vs Drake	03/17/23	63-56	21-Nijel Pack	14-Norchad Omier	2-Jordan Miller Isaiah Wong Harlond Beverly	2-Nijel Pack Wooga Poplar	1-Jordan Miller
vs Indiana	03/19/23	85-69	27-Isaiah Wong	17-Norchad Omier	5-Bensley Joseph	2-Norchad Omier Bensley Joseph	2-Jordan Miller
vs Houston	03/24/23	89-75	26-Nijel Pack	13-Norchad Omier	4-Jordan Miller	1-Anthony Walker Nijel Pack Bensley Joseph Norchad Omier	2-Anthony Walker
vs Texas	03/26/23	88-81	27-Jordan Miller	9-Norchad Omier	4-Wooga Poplar	2-Norchad Omier Isaiah Wong Wooga Poplar	1-Jordan Miller
vs UConn	04/01/23	59-72	15-Isaiah Wong	10-Jordan Miller	3-Jordan Miller	3-Norchad Omier	1-Jordan Miller





PLAYER GAME HIGHS

Miami (FL) - Individual Game Highs

POINTS	36	Isaiah Wong vs Cornell (12/07/2022)
	27	Jordan Miller vs Texas (N) (03/26/2023)
	27	Isaiah Wong vs Indiana (N) (03/19/2023)
	27	Isaiah Wong vs Wake Forest (02/18/2023)
	26	Nijel Pack vs Houston (N) (03/24/2023)
FIELD GOALS MADE	11	Isaiah Wong vs Cornell (12/07/2022)
	10	Norchad Omier vs Florida A&M (11/15/2022)
FIELD GOAL ATTEMPTS	18	Isaiah Wong vs Saint Francis (PA) (12/17/2022)
	17	Isaiah Wong vs Indiana (N) (03/19/2023)
	17	Nijel Pack vs Wake Forest (02/18/2023)
	17	Isaiah Wong vs Cornell (12/07/2022)
	17	Isaiah Wong vs Maryland (N) (11/20/2022)
FIELD GOAL PERCENTAGE (min 5 made)	1.000	(7-7) Jordan Miller vs Texas (N) (03/26/2023)
	1.000	(5-5) Jordan Miller at Florida St. (01/24/2023)
3 PT FG MADE	7	Nijel Pack vs Houston (N) (03/24/2023)
	6	Wooga Poplar vs Pittsburgh (03/04/2023)
3 PT FG ATTEMPTS	12	Nijel Pack at Georgia Tech (01/04/2023)
	10	Nijel Pack vs Houston (N) (03/24/2023)
	10	Nijel Pack vs Lafayette (11/07/2022)
3 PT FG PERCENTAGE (min 2 made)	1.000	(4-4) Bensley Joseph vs Cornell (12/07/2022)
	1.000	(2-2) Bensley Joseph vs UConn (N) (04/01/2023)
	1.000	(2-2) Norchad Omier vs Duke (02/06/2023)
	1.000	(2-2) Wooga Poplar vs Duke (02/06/2023)
	1.000	(2-2) Harlond Beverly vs Boston College (01/11/2023)
	1.000	(2-2) Nijel Pack vs Boston College (01/11/2023)
	1.000	(2-2) Wooga Poplar vs Boston College (01/11/2023)
	1.000	(2-2) Bensley Joseph vs Virginia (12/20/2022)
FREE THROWS MADE	13	Jordan Miller vs Texas (N) (03/26/2023)
	9	Isaiah Wong vs Houston (N) (03/24/2023)
	9	Norchad Omier vs Louisville (02/11/2023)
	9	Isaiah Wong at NC State (01/14/2023)
	9	Isaiah Wong vs Cornell (12/07/2022)
FREE THROW ATTEMPTS	13	Jordan Miller vs Texas (N) (03/26/2023)
	11	Isaiah Wong vs Houston (N) (03/24/2023)
FREE THROW PERCENTAGE (min 3 made)	1.000	(13-13) Jordan Miller vs Texas (N) (03/26/2023)
	1.000	(9-9) Isaiah Wong vs Cornell (12/07/2022)
	1.000	(8-8) Jordan Miller vs Pittsburgh (03/04/2023)
	1.000	(8-8) Harlond Beverly vs Syracuse (01/16/2023)
	1.000	(7-7) Isaiah Wong at Notre Dame (12/30/2022)
	1.000	(6-6) Nijel Pack at Clemson (02/04/2023)
	1.000	(6-6) Isaiah Wong vs Virginia Tech (01/31/2023)
	1.000	(5-5) Isaiah Wong vs UConn (N) (04/01/2023)
	1.000	(5-5) Isaiah Wong vs Indiana (N) (03/19/2023)
	1.000	(5-5) Jordan Miller vs Boston College (01/11/2023)
	1.000	(5-5) Norchad Omier vs Providence (N) (11/19/2022)
	1.000	(4-4) Isaiah Wong vs Texas (N) (03/26/2023)
	1.000	(4-4) Nijel Pack vs Drake (N) (03/17/2023)
	1.000	(4-4) Isaiah Wong vs Duke (N) (03/10/2023)
	1.000	(4-4) Bensley Joseph at Virginia Tech (02/21/2023)
	1.000	(4-4) Isaiah Wong at North Carolina (02/13/2023)
	1.000	(4-4) Jordan Miller vs Duke (02/06/2023)
	1.000	(4-4) Wooga Poplar at Clemson (02/04/2023)
	1.000	(4-4) Isaiah Wong at Florida St. (01/24/2023)
	1.000	(4-4) Anthony Walker vs Syracuse (01/16/2023)

PLAYER GAME HIGHS

Miami (FL) - Individual Game Highs

REBOUNDS	17	Norchad Omier vs Indiana (N) (03/19/2023)
	16	Norchad Omier vs Syracuse (01/16/2023)
ASSISTS	10	Isaiah Wong vs Saint Francis (PA) (12/17/2022)
	8	Isaiah Wong vs NC State (12/10/2022)
STEALS	6	Wooga Poplar at Georgia Tech (01/04/2023)
	5	Isaiah Wong vs Virginia Tech (01/31/2023)
BLOCKED SHOTS	4	Norchad Omier at NC State (01/14/2023)
	4	Norchad Omier vs Virginia (12/20/2022)
TURNOVERS	5	Norchad Omier vs Syracuse (01/16/2023)
	5	Norchad Omier vs UNC Greensboro (11/11/2022)
FOULS	5	Nijel Pack vs Wake Forest (N) (03/09/2023)
	5	Jordan Miller at Duke (01/21/2023)
	5	Norchad Omier at Georgia Tech (01/04/2023)
	5	Norchad Omier vs Virginia (12/20/2022)
	5	Norchad Omier at UCF (11/27/2022)



OPPONENT PLAYER GAME HIGHS

Opponent - Individual Game Highs

POINTS	33	El Ellis vs Louisville (02/11/2023)
	30	Josh Cohen vs Saint Francis (PA) (12/17/2022)
	26	Jarkel Joiner vs NC State (12/10/2022)
	25	Jesse Edwards vs Syracuse (01/16/2023)
	25	Landon Moore vs Saint Francis (PA) (12/17/2022)
FIELD GOALS MADE	12	El Ellis vs Louisville (02/11/2023)
	10	DeMarr Langford Jr. vs Boston College (01/11/2023)
	10	Josh Cohen vs Saint Francis (PA) (12/17/2022)
	10	Jarkel Joiner vs NC State (12/10/2022)
FIELD GOAL ATTEMPTS	24	Tyree Appleby vs Wake Forest (N) (03/09/2023)
	22	Jalen Hood-Schifino vs Indiana (N) (03/19/2023)
FIELD GOAL PERCENTAGE (min 5 made)	1.000	(5-5) Matthew Marsh vs Wake Forest (02/18/2023)
	1.000	(5-5) Naheem McLeod at Florida St. (01/24/2023)
	1.000	(5-5) Jordan Chatman vs Florida A&M (11/15/2022)
3 PT FG MADE	6	Blake Hinson vs Pittsburgh (03/04/2023)
	5	Tyree Appleby vs Wake Forest (N) (03/09/2023)
	5	Hunter Cattoor at Virginia Tech (02/21/2023)
	5	Blake Hinson at Pittsburgh (01/28/2023)
	5	Tedrick Wilcox Jr. vs St. Francis Brooklyn (11/23/2022)
	5	CJ Fulton vs Lafayette (11/07/2022)
3 PT FG ATTEMPTS	15	Tyree Appleby vs Wake Forest (N) (03/09/2023)
	12	Blake Hinson vs Pittsburgh (03/04/2023)
	12	Damari Monsanto vs Wake Forest (02/18/2023)
	12	Caleb Love at North Carolina (02/13/2023)
3 PT FG PERCENTAGE (min 2 made)	1.000	(2-2) Arterio Morris vs Texas (N) (03/26/2023)
	1.000	(2-2) Trey Galloway vs Indiana (N) (03/19/2023)
	1.000	(2-2) Jorge Diaz Graham vs Pittsburgh (03/04/2023)
	1.000	(2-2) Hantz Louis-Jeune vs Florida A&M (11/15/2022)
FREE THROWS MADE	10	Josh Cohen vs Saint Francis (PA) (12/17/2022)
	9	Trayce Jackson-Davis vs Indiana (N) (03/19/2023)
FREE THROW ATTEMPTS	13	Josh Cohen vs Saint Francis (PA) (12/17/2022)
	11	Trayce Jackson-Davis vs Indiana (N) (03/19/2023)
FREE THROW PERCENTAGE (min 3 made)	1.000	(7-7) Miles Kelly at Georgia Tech (01/04/2023)
	1.000	(6-6) Jarace Walker vs Houston (N) (03/24/2023)
	1.000	(6-6) Dariq Whitehead vs Duke (N) (03/10/2023)
	1.000	(6-6) El Ellis vs Louisville (02/11/2023)
	1.000	(6-6) Sean Pedulla vs Virginia Tech (01/31/2023)
	1.000	(5-5) Brevin Galloway at Clemson (02/04/2023)
	1.000	(5-5) Hunter Cattoor vs Virginia Tech (01/31/2023)
	1.000	(5-5) Greg Elliott at Pittsburgh (01/28/2023)
	1.000	(4-4) Marcus Sasser vs Houston (N) (03/24/2023)
	1.000	(4-4) Tramon Mark vs Houston (N) (03/24/2023)
	1.000	(4-4) Cameron Hildreth vs Wake Forest (02/18/2023)
	1.000	(4-4) Jamarius Burton at Pittsburgh (01/28/2023)
	1.000	(4-4) Dallon "Deebo" Coleman at Georgia Tech (01/04/2023)
	1.000	(4-4) Darius Johnson at UCF (11/27/2022)
	1.000	(4-4) Larry Moreno vs St. Francis Brooklyn (11/23/2022)
	1.000	(4-4) Jahmir Young vs Maryland (N) (11/20/2022)
	1.000	(4-4) Ian Martinez vs Maryland (N) (11/20/2022)
	1.000	(4-4) Clifton Moore vs Providence (N) (11/19/2022)
	1.000	(3-3) Darin Green Jr. vs Florida St. (02/25/2023)
	1.000	(3-3) Jalen Warley vs Florida St. (02/25/2023)
REBOUNDS	14	Kyle Filipowski at Duke (01/21/2023)
	12	Bobi Klintman vs Wake Forest (02/18/2023)

OPPONENT PLAYER GAME HIGHS

Opponent - Individual Game Highs

ASSISTS	9	Tyree Appleby vs Wake Forest (02/18/2023)
	9	Reece Beekman vs Virginia (12/20/2022)
STEALS	5	Trey Galloway vs Indiana (N) (03/19/2023)
	4	Darin Green Jr. vs Florida St. (02/25/2023)
	4	Hunter Cattoor at Virginia Tech (02/21/2023)
BLOCKED SHOTS	5	Trayce Jackson-Davis vs Indiana (N) (03/19/2023)
	5	Dereck Lively II vs Duke (02/06/2023)
	5	Dereck Lively II at Duke (01/21/2023)
TURNOVERS	12	Tyree Appleby vs Wake Forest (02/18/2023)
	6	Sean Pedulla vs Virginia Tech (01/31/2023)
	6	El Ellis at Louisville (12/04/2022)
	6	Bryce Hopkins vs Providence (N) (11/19/2022)
FOULS	5	Timmy Allen vs Texas (N) (03/26/2023)
	5	Tyree Appleby vs Wake Forest (N) (03/09/2023)
	5	Armando Bacot at North Carolina (02/13/2023)
	5	Roosevelt Wheeler vs Louisville (02/11/2023)
	5	Justin Taylor vs Syracuse (01/16/2023)
	5	Jack Clark vs NC State (12/10/2022)
	5	T.J. Berger vs Lafayette (11/07/2022)
	5	





CATEGORY LEADERS

Points

##	Player	G	Pts	Pts/G
2	Wong, Isaiah	37	598	16.2
11	Miller, Jordan	37	566	15.3
15	Omier, Norchad	37	486	13.1
24	Pack, Nijel	35	477	13.6
55	Poplar, Wooga	37	312	8.4
4	Joseph, Bensley	37	195	5.3
5	Beverly, Harlond	37	129	3.5
1	Walker, Anthony	37	105	2.8
0	Casey, AJ	29	27	0.9
3	Watson, Christian	11	17	1.5
12	Aire, Favour	14	9	0.6
13	Robinson, Jakai	7	4	0.6

Scoring Average

##	Player	G	Pts	Pts/G
2	Wong, Isaiah	37	598	16.2
11	Miller, Jordan	37	566	15.3
24	Pack, Nijel	35	477	13.6
15	Omier, Norchad	37	486	13.1
55	Poplar, Wooga	37	312	8.4
4	Joseph, Bensley	37	195	5.3
5	Beverly, Harlond	37	129	3.5
1	Walker, Anthony	37	105	2.8
3	Watson, Christian	11	17	1.5
0	Casey, AJ	29	27	0.9
12	Aire, Favour	14	9	0.6
13	Robinson, Jakai	7	4	0.6

Field Goal Percentage

##	Player	FG	Att	Pct
15	Omier, Norchad	186	324	.574
11	Miller, Jordan	218	400	.545
13	Robinson, Jakai	1	2	.500
55	Poplar, Wooga	117	249	.470
5	Beverly, Harlond	46	99	.465
2	Wong, Isaiah	192	431	.445
24	Pack, Nijel	173	392	.441
12	Aire, Favour	3	7	.429
1	Walker, Anthony	44	104	.423
4	Joseph, Bensley	63	151	.417
3	Watson, Christian	6	18	.333
0	Casey, AJ	9	27	.333

Field Goal Attempts

##	Player	G	Att	Att/G
2	Wong, Isaiah	37	431	11.6
11	Miller, Jordan	37	400	10.8
24	Pack, Nijel	35	392	11.2
15	Omier, Norchad	37	324	8.8
55	Poplar, Wooga	37	249	6.7

Field Goals Made

##	Player	G	Made	Made/G
11	Miller, Jordan	37	218	5.9
2	Wong, Isaiah	37	192	5.2
15	Omier, Norchad	37	186	5.0
24	Pack, Nijel	35	173	4.9
55	Poplar, Wooga	37	117	3.2

3-Point FG Percentage

##	Player	3FG	Att	Pct
24	Pack, Nijel	86	213	.404
4	Joseph, Bensley	35	88	.398
2	Wong, Isaiah	61	159	.384
55	Poplar, Wooga	39	104	.375
3	Watson, Christian	3	8	.375
11	Miller, Jordan	32	91	.352
5	Beverly, Harlond	13	41	.317
15	Omier, Norchad	5	16	.313
1	Walker, Anthony	3	24	.125
0	Casey, AJ	1	10	.100

3-Point FG Attempts

##	Player	G	Att	Att/G
24	Pack, Nijel	35	213	6.1
2	Wong, Isaiah	37	159	4.3
55	Poplar, Wooga	37	104	2.8
11	Miller, Jordan	37	91	2.5
4	Joseph, Bensley	37	88	2.4

3-Point FG Made

##	Player	G	Made	Made/G
24	Pack, Nijel	35	86	2.5
2	Wong, Isaiah	37	61	1.6
55	Poplar, Wooga	37	39	1.1
4	Joseph, Bensley	37	35	0.9
11	Miller, Jordan	37	32	0.9

CATEGORY LEADERS

Free Throw Percentage

##	Player	Made	Att	Pct
13	Robinson, Jakai	2	2	1.000
24	Pack, Nijel	45	51	.882
55	Poplar, Wooga	39	45	.867
2	Wong, Isaiah	153	181	.845
5	Beverly, Harlond	24	30	.800
11	Miller, Jordan	98	125	.784
15	Omier, Norchad	109	148	.736
4	Joseph, Bensley	34	49	.694
0	Casey, AJ	8	12	.667
1	Walker, Anthony	14	22	.636
12	Aire, Favour	3	7	.429
3	Watson, Christian	2	5	.400

Free Throw Attempts

##	Player	G	Att	Att/G
2	Wong, Isaiah	37	181	4.9
15	Omier, Norchad	37	148	4.0
11	Miller, Jordan	37	125	3.4
24	Pack, Nijel	35	51	1.5
4	Joseph, Bensley	37	49	1.3

Free Throws Made

##	Player	G	Made	Made/G
2	Wong, Isaiah	37	153	4.1
15	Omier, Norchad	37	109	2.9
11	Miller, Jordan	37	98	2.6
24	Pack, Nijel	35	45	1.3
55	Poplar, Wooga	37	39	1.1

Rebounds

##	Player	G	Reb	Reb/G
15	Omier, Norchad	37	371	10.0
11	Miller, Jordan	37	230	6.2
2	Wong, Isaiah	37	160	4.3
55	Poplar, Wooga	37	121	3.3
24	Pack, Nijel	35	95	2.7

Assists

##	Player	G	Ast	Ast/G
2	Wong, Isaiah	37	118	3.2
11	Miller, Jordan	37	99	2.7
24	Pack, Nijel	35	81	2.3
4	Joseph, Bensley	37	75	2.0
55	Poplar, Wooga	37	54	1.5

Rebounds Average

##	Player	G	Reb	Reb/G
15	Omier, Norchad	37	371	10.0
11	Miller, Jordan	37	230	6.2
2	Wong, Isaiah	37	160	4.3
55	Poplar, Wooga	37	121	3.3
24	Pack, Nijel	35	95	2.7

Steals

##	Player	G	Stl	Stl/G
2	Wong, Isaiah	37	51	1.4
11	Miller, Jordan	37	45	1.2
55	Poplar, Wooga	37	42	1.1
15	Omier, Norchad	37	41	1.1
24	Pack, Nijel	35	34	1.0

Offensive Rebounds

##	Player	G	OReb	OReb/G
15	Omier, Norchad	37	133	3.6
11	Miller, Jordan	37	76	2.1
2	Wong, Isaiah	37	39	1.1
24	Pack, Nijel	35	20	0.6
55	Poplar, Wooga	37	17	0.5

Blocked Shots

##	Player	G	Blk	Blk/G
15	Omier, Norchad	37	42	1.1
11	Miller, Jordan	37	15	0.4
2	Wong, Isaiah	37	14	0.4
4	Joseph, Bensley	37	12	0.3
55	Poplar, Wooga	37	9	0.2

Defensive Rebounds

##	Player	G	DReb	DReb/G
15	Omier, Norchad	37	238	6.4
11	Miller, Jordan	37	154	4.2
2	Wong, Isaiah	37	121	3.3
55	Poplar, Wooga	37	104	2.8
24	Pack, Nijel	35	75	2.1

Minutes

##	Player	G	Min	Min/G
11	Miller, Jordan	37	1294	34:58
2	Wong, Isaiah	37	1237	33:27
24	Pack, Nijel	35	1106	31:37
15	Omier, Norchad	37	1067	28:51
55	Poplar, Wooga	37	871	23:32



CATEGORY LEADERS

Fouls

##	Player	G	PF	PF/G
15	Omier, Norchad	37	111	3.0
55	Poplar, Wooga	37	80	2.2
2	Wong, Isaiah	37	67	1.8
4	Joseph, Bensley	37	66	1.8
11	Miller, Jordan	37	63	1.7

Turnovers

##	Player	G	TO	TO/G
2	Wong, Isaiah	37	77	2.1
15	Omier, Norchad	37	72	1.9
24	Pack, Nijel	35	59	1.7
11	Miller, Jordan	37	49	1.3
55	Poplar, Wooga	37	43	1.2

Foul Outs

##	Player	G	FO
15	Omier, Norchad	37	3
11	Miller, Jordan	37	1
24	Pack, Nijel	35	1





PLAYER GAME-BY-GAME PTS-REB-AST

Opponent	Date	Score	0	1	2	3	4	5	10	11	12	13	15
Lafayette	11/07/2022	67-54	W	DNP	16-5-4	DNP	6-5-1	3-0-0	DNP	9-7-3	DNP	DNP	11-15-1
UNC Greensboro	11/11/2022	79-65	W	0-0-0	15-4-3	DNP	3-0-2	9-3-1	DNP	19-7-2	DNP	DNP	6-11-4
Florida A&M	11/15/2022	87-61	W	5-1-1	5-6-7	3-0-0	12-2-2	0-0-3	DNP	19-9-0	1-0-0	0-0-1	21-7-2
vs Providence	11/19/2022	74-64	W	2-1-0	18-3-3	DNP	7-1-1	0-1-0	DNP	9-9-0	0-0-0	DNP	19-12-0
vs Maryland	11/20/2022	70-88	L	0-0-0	22-2-3	0-0-0	1-3-1	4-0-1	DNP	18-3-2	0-0-0	DNP	14-6-0
St. Francis Brooklyn	11/23/2022	79-56	W	2-4-1	10-6-3	4-1-0	4-2-6	0-0-0	DNP	8-4-1	2-2-0	0-0-0	13-10-2
at UCF	11/27/2022	66-64	W	0-1-0	8-3-1	DNP	7-1-4	0-0-1	DNP	11-3-2	0-0-0	DNP	10-13-2
Rutgers	11/30/2022	68-61	W	0-0-0	16-3-4	DNP	6-2-3	0-0-0	DNP	17-10-3	DNP	DNP	17-9-1
at Louisville	12/04/2022	80-53	W	5-5-1	10-5-1	5-1-1	5-3-2	3-2-2	0-0-0	14-4-3	6-3-0	0-0-0	12-4-1
Cornell	12/07/2022	107-105	W	0-0-0	4-4-0	36-7-6	3-0-0	12-2-3	0-0-0	DNP	22-5-4	DNP	17-12-3
NC State	12/10/2022	80-73	W	0-1-0	2-2-0	22-5-8	0-2-0	0-3-2	DNP	25-5-3	DNP	DNP	11-11-1
Saint Francis (PA)	12/17/2022	91-76	W	0-2-0	10-1-0	22-5-10	0-1-0	14-7-6	DNP	10-7-0	0-1-0	0-0-0	14-9-0
Virginia	12/20/2022	66-64	W	0-2-1	24-6-5	DNP	8-3-1	0-0-1	DNP	11-5-2	0-0-0	DNP	10-8-0
at Notre Dame	12/30/2022	76-65	W	0-3-0	2-2-0	15-4-3	DNP	2-1-0	DNP	12-8-2	DNP	DNP	18-7-0
at Georgia Tech	01/04/2023	70-76	L	2-1-0	3-4-1	6-6-3	3-4-3	0-0-2	DNP	17-3-0	0-0-0	DNP	17-8-1
Boston College	01/11/2023	88-72	W	DNP	0-0-0	22-2-3	DNP	3-1-2	DNP	19-6-5	0-0-0	DNP	13-13-1
at NC State	01/14/2023	81-83	Lot	DNP	6-3-0	25-6-1	DNP	11-0-0	DNP	13-1-2	DNP	DNP	13-13-1
Syracuse	01/16/2023	82-78	W	0-0-0	6-1-0	9-3-1	0-2-0	0-2-5	DNP	13-7-7	DNP	DNP	16-16-0
at Duke	01/21/2023	66-68	L	4-0-0	2-2-1	7-2-1	3-4-2	2-2-1	DNP	19-8-1	DNP	DNP	9-14-1
at Florida St.	01/24/2023	86-63	W	0-2-0	6-0-0	18-9-3	0-0-0	0-0-2	DNP	12-3-4	0-2-0	2-0-0	12-11-4
at Pittsburgh	01/28/2023	68-71	L	0-0-0	4-1-0	14-6-2	DNP	7-2-1	DNP	18-3-4	DNP	DNP	11-9-1
Virginia Tech	01/31/2023	92-83	W	0-1-1	5-2-0	18-2-2	DNP	9-1-3	DNP	14-6-5	DNP	DNP	21-8-2
at Clemson	02/04/2023	78-74	W	0-3-0	0-1-0	15-4-3	DNP	0-2-1	DNP	17-1-1	DNP	DNP	10-7-0
Duke	02/06/2023	81-59	W	0-1-0	6-0-1	11-3-4	DNP	3-1-3	DNP	16-5-4	0-0-0	DNP	17-10-1
Louisville	02/11/2023	93-85	W	2-0-0	0-0-1	21-4-4	DNP	3-0-1	DNP	10-6-6	0-0-0	DNP	21-7-1
at North Carolina	02/13/2023	80-72	W	0-0-0	4-0-1	10-6-4	DNP	3-1-0	DNP	24-11-2	DNP	DNP	5-7-0
Wake Forest	02/18/2023	96-87	W	DNP	2-0-2	27-2-3	DNP	2-2-0	DNP	14-6-2	DNP	DNP	17-8-1
at Virginia Tech	02/21/2023	76-70	W	0-0-0	0-0-0	13-3-1	DNP	10-3-2	DNP	11-9-3	DNP	DNP	17-14-1
Florida St.	02/25/2023	84-85	L	DNP	6-3-1	14-3-3	0-0-0	12-7-5	DNP	21-7-2	DNP	DNP	15-8-3
Pittsburgh	03/04/2023	78-76	W	0-1-0	2-1-0	9-6-4	DNP	2-2-0	DNP	17-8-3	DNP	DNP	15-13-3
vs Wake Forest	03/09/2023	74-72	W	DNP	0-2-0	17-3-5	DNP	5-0-0	DNP	18-9-5	DNP	DNP	14-10-2
vs Duke	03/10/2023	78-85	L	2-0-1	6-4-1	22-2-2	DNP	10-1-1	DNP	17-7-3	0-0-0	DNP	0-1-0
vs Drake	03/17/2023	63-56	W	1-1-0	5-6-2	DNP	2-1-0	0-2-2	DNP	7-8-2	DNP	DNP	12-14-0
vs Indiana	03/19/2023	85-69	W	0-0-0	4-2-0	27-8-0	DNP	7-5-5	DNP	19-5-1	DNP	DNP	7-17-1
vs Houston	03/24/2023	89-75	W	DNP	7-0-0	20-6-3	DNP	0-0-3	DNP	13-6-4	DNP	DNP	12-13-3
vs Texas	03/26/2023	88-81	W	0-0-0	0-0-0	14-3-1	DNP	5-1-0	DNP	27-3-2	DNP	DNP	11-9-2
vs UConn	04/01/2023	59-72	L	0-0-0	0-1-0	15-1-2	0-0-0	8-1-2	0-0-0	11-10-3	DNP	2-2-0	8-7-1

SEASON IN REVIEW



PLAYER GAME-BY-GAME PTS-REB-AST

Opponent	Date	Score	23	24	55
Lafayette	11/07/2022	67-54	DNP	16-5-2	4-6-2
UNC Greensboro	11/11/2022	79-65	DNP	14-1-4	9-3-3
Florida A&M	11/15/2022	87-61	DNP	4-1-4	15-3-2
vs Providence	11/19/2022	74-64	DNP	11-3-2	8-3-1
vs Maryland	11/20/2022	70-88	L	7-0-1	4-0-0
St. Francis Brooklyn	11/23/2022	79-56	W	23-4-1	9-0-1
at UCF	11/27/2022	66-64	DNP	16-2-3	12-1-1
Rutgers	11/30/2022	68-61	W	8-3-2	4-0-0
at Louisville	12/04/2022	80-53	W	7-3-5	7-5-2
Cornell	12/07/2022	107-105	W	9-2-4	4-3-1
NC State	12/10/2022	80-73	W	9-3-5	4-3-3
Saint Francis (PA)	12/17/2022	91-76	W	DNP	20-2-1
Virginia	12/20/2022	66-64	W	10-3-1	3-6-0
at Notre Dame	12/30/2022	76-65	W	21-3-0	4-2-1
at Georgia Tech	01/04/2023	70-76	L	13-4-2	9-2-0
Boston College	01/11/2023	88-72	W	6-3-3	10-1-1
at NC State	01/14/2023	81-83	Lot	8-2-1	2-2-0
Syracuse	01/16/2023	82-78	W	15-0-2	5-7-1
at Duke	01/21/2023	66-68	L	18-3-1	2-3-2
at Florida St.	01/24/2023	86-63	W	18-2-5	14-5-3
at Pittsburgh	01/28/2023	68-71	L	6-4-1	6-3-2
Virginia Tech	01/31/2023	92-83	W	17-1-2	4-4-2
at Clemson	02/04/2023	78-74	W	20-4-3	14-5-2
Duke	02/06/2023	81-59	W	5-5-6	14-3-1
Louisville	02/11/2023	93-85	W	22-3-2	7-5-4
at North Carolina	02/13/2023	80-72	W	23-2-1	9-4-0
Wake Forest	02/18/2023	96-87	W	24-3-4	7-4-3
at Virginia Tech	02/21/2023	76-70	W	16-4-1	7-4-0
Florida St.	02/25/2023	84-85	L	DNP	11-1-3
Pittsburgh	03/04/2023	78-76	W	9-1-3	18-5-1
vs Wake Forest	03/09/2023	74-72	W	9-5-2	8-7-1
vs Duke	03/10/2023	78-85	L	11-2-1	10-2-4
vs Drake	03/17/2023	63-56	W	21-4-0	15-1-0
vs Indiana	03/19/2023	85-69	W	12-3-2	6-4-2
vs Houston	03/24/2023	89-75	W	26-4-2	11-4-0
vs Texas	03/26/2023	88-81	W	15-0-2	16-6-4



TOP INDIVIDUAL PERFORMANCES & TRENDS

Points, 20-plus

- 36 Isaiah Wong vs Cornell (12/07/22)
- 27 Jordan Miller vs Texas (03/26/23)
- 27 Isaiah Wong vs Indiana (03/19/23)
- 27 Isaiah Wong vs Wake Forest (02/18/23)
- 26 Nijel Pack vs Houston (03/24/23)
- 25 Isaiah Wong at NC State (01/14/23)
- 25 Jordan Miller vs NC State (12/10/22)
- 24 Nijel Pack vs Wake Forest (02/18/23)
- 24 Jordan Miller at North Carolina (02/13/23)
- 24 Isaiah Wong vs Virginia (12/20/22)
- 23 Nijel Pack at North Carolina (02/13/23)
- 23 Nijel Pack vs St. Francis Brooklyn (11/23/22)
- 22 Isaiah Wong vs Duke (03/10/23)
- 22 Nijel Pack vs Louisville (02/11/23)
- 22 Isaiah Wong vs Boston College (01/11/23)
- 22 Isaiah Wong vs St. Francis (PA) (12/17/22)
- 22 Isaiah Wong vs NC State (12/10/22)
- 22 Jordan Miller vs Cornell (12/07/22)
- 22 Isaiah Wong vs Maryland (11/20/22)
- 21 Nijel Pack vs Drake (03/17/23)
- 21 Jordan Miller vs Florida State (02/25/23)
- 21 Isaiah Wong vs Louisville (02/11/23)
- 21 Norchad Omier vs Louisville (02/11/23)
- 21 Norchad Omier vs Virginia Tech (01/31/23)
- 21 Nijel Pack at Notre Dame (12/30/22)
- 21 Norchad Omier vs Florida A&M (11/15/22)
- 20 Isaiah Wong vs Houston (03/24/23)
- 20 Nijel Pack at Clemson (02/04/23)
- 20 Wooga Poplar vs St. Francis (PA) (12/17/22)

Rebounds, 10-plus

- 17 Norchad Omier vs Indiana (03/19/23)
- 16 Norchad Omier vs Syracuse (01/16/23)
- 15 Norchad Omier vs Lafayette (11/07/22)
- 14 Norchad Omier vs Drake (03/17/23)
- 14 Norchad Omier at Virginia Tech (02/21/23)
- 14 Norchad Omier at Duke (01/21/23)
- 13 Norchad Omier vs Houston (03/24/23)
- 13 Norchad Omier vs Pittsburgh (03/04/23)
- 13 Norchad Omier at NC State (01/14/23)
- 13 Norchad Omier vs Boston College (01/11/23)
- 13 Norchad Omier at UCF (11/27/22)
- 12 Norchad Omier vs Cornell (12/07/22)
- 12 Norchad Omier vs Providence (11/19/22)
- 11 Jordan Miller at North Carolina (02/13/23)
- 11 Norchad Omier at Florida State (01/24/23)
- 11 Norchad Omier vs NC State (12/10/22)
- 11 Norchad Omier vs UNC Greensboro (11/11/22)
- 10 Jordan Miller vs UConn (04/01/23)
- 10 Norchad Omier vs Wake Forest (03/09/23)
- 10 Norchad Omier vs Duke (02/06/23)
- 10 Jordan Miller vs Rutgers (11/30/22)
- 10 Norchad Omier vs St. Francis Brooklyn (11/23/22)

Assists, 6-plus (9)

- 10 Isaiah Wong vs St. Francis (PA) (12/17/22)
- 8 Isaiah Wong vs NC State (12/10/22)
- 7 Jordan Miller vs Syracuse (01/16/23)
- 7 Isaiah Wong vs Florida A&M (11/15/22)
- 6 Jordan Miller vs Louisville (02/11/23)
- 6 Nijel Pack vs Duke (02/06/23)
- 6 Bensley Joseph vs St. Francis (PA) (12/17/22)
- 6 Isaiah Wong vs Cornell (12/07/22)
- 6 Bensley Joseph vs St. Francis Brooklyn (11/23/22)

Steals, 4-plus (7)

- 6 Wooga Poplar at Georgia Tech (01/04/23)
- 5 Isaiah Wong vs Virginia Tech (01/31/23)
- 5 Nijel Pack vs Wake Forest (02/18/23)
- 4 Harlond Beverly vs Duke (02/06/23)
- 4 Isaiah Wong at Georgia Tech (01/04/23)
- 4 Isaiah Wong vs St. Francis Brooklyn (11/23/22)
- 4 Norchad Omier vs St. Francis Brooklyn (11/23/22)

Blocked Shots, 3-plus (6)

- 4 Norchad Omier at NC State (01/14/23)
- 4 Norchad Omier vs Virginia (12/20/22)
- 3 Norchad Omier vs Wake Forest (03/09/23)
- 3 Norchad Omier at Notre Dame (12/30/22)
- 3 Norchad Omier vs St. Francis (PA) (12/17/22)
- 3 Isaiah Wong vs St. Francis (PA) (12/17/22)

Double-Figure Scoring Games (139)

- 33 Jordan Miller
- 31 Norchad Omier
- 30 Isaiah Wong
- 22 Nijel Pack
- 13 Wooga Poplar
- 7 Bensley Joseph
- 2 Harlond Beverly
- 1 Anthony Walker

20-Plus Point Games (29)

- 12 Isaiah Wong
- 8 Nijel Pack
- 5 Jordan Miller
- 3 Norchad Omier
- 1 Wooga Poplar

Double-Figure Rebounding Games (22)

- 19 Norchad Omier
- 3 Jordan Miller



TOP INDIVIDUAL PERFORMANCES & TRENDS

Double-Doubles (20)
Norchad Omier (16)

11 pts, 15 reb	Lafayette, 11/07/22
19 pts, 12 reb	vs Providence, 11/19/22
13 pts, 10 reb	St. Francis Brooklyn, 11/23/22
10 pts, 13 reb	at UCF, 11/27/22
17 pts, 12 reb	Cornell, 12/07/22
11 pts, 11 reb	NC State, 12/10/22
13 pts, 13 reb	Boston College, 01/11/23
13 pts, 13 reb	at NC State, 01/14/23
16 pts, 16 reb	Syracuse, 01/16/23
12 pts, 11 reb	at Florida State, 01/24/23
17 pts, 10 reb	Duke, 02/06/23
17 pts, 14 reb	at Virginia Tech, 02/21/23
15 pts, 13 reb	Pittsburgh, 03/04/23
14 pts, 10 reb	vs Wake Forest, 03/09/23
12 pts, 14 reb	vs Drake, 03/17/23
12 pts, 13 reb	vs Houston, 03/24/23

Jordan Miller (3)
17 pts, 10 reb
24 pts, 11 reb
11 pts, 10 reb

Rutgers, 11/30/22
at North Carolina, 02/13/23
vs UConn, 04/01/23

Isaiah Wong (1)
22 pts, 10 ast

St. Francis (PA), 12/17/22

SEASON IN REVIEW



BOX SCORES



Official Basketball Box Score - Final
Miami (FL) at Maryland
11/22/22 Miami Seaquarium, Orlando
2022-23 Men's Basketball

Game Time: 1:00 PM
Game Duration: 1:02
Attendance: 3,022

Officials: Brian Doney, DJ Cunningham, James Lutzke

Miami (FL) - 70																
Record: 4-1																
NO	Name	FG	3P	FT	Rebounds	Fouls	TP	AS	TO	ST	Blocks	pts				
Min	pts	MA	MA	MA	OR	TR	OR	TR	OR	TR	OR	MA				
15	Norchard Omer	F	31:08	8-10	1-2	3	3	6	4	13	0	3	2	0	-14	
2	Isiah Wong	G	34:02	8-17	0-5	4-5	0	2	2	3	0	22	1	2	0	-18
11	Jordan Miller	G	35:40	7-14	1-5	3	3	0	3	3	18	2	1	0	1	-10
24	Nick Pack	G	30:16	3-10	1-4	0-0	0	0	0	0	2	7	1	0	0	-9
55	Wooja Poplar	G	09:28	2-3	0-0	0	0	0	1	4	0	1	0	0	0	-6
4	Brendley Joseph	F	22:05	0-1	0-1	1-2	3	3	3	1	1	3	0	0	0	-6
12	Farouk Aze	G	02:45	0-0	0-0	0-0	0	0	0	0	0	0	0	0	0	-1
9	AJ Casey	F	08:02	0-1	0-1	0-0	2	2	2	0	0	0	0	0	0	-3
5	Harford Beverly	F	17:14	2-5	0-2	0-0	0	0	0	1	4	0	1	0	0	-3
1	Anthony Walker	F	07:05	0-1	0-0	0-0	0	0	0	0	0	0	0	0	0	-2
3	Christian Watson	F	01:55	0-0	0-0	0-0	0	0	0	0	0	0	0	0	0	-0
Team																
Totals																
28:02 50-20 9-12 8 12 20 21 12 70 10 6 1 3 1 0																

Technical Fouls: NONE

Technical Fouls:NONE

Maryland - 58															
Record: 5-0															
NO.	Name	FG	3P	FT	Rebounds	Fouls	TP	AS	TO	ST	Blocks	pts			
Min	pts	MA	MA	MA	OR	TR	OR	TR	OR	TR	OR	MA			
10	Jordan Reese	F	12:29	1-3	0-0	3-5	4	2	3	0	1	2	3	1	-17
24	Donta Scott	G	26:28	9-12	3-4	2	6	8	3	24	3	0	0	0	-30
0	Donald Carey	G	09:29	4-9	4-9	4-4	0	2	5	2	12	0	0	0	-22
1	Jaheim Young	G	27:01	4-8	1-2	4-6	0	5	5	3	3	0	0	0	-15
15	Hakim Hart	G	34:23	4-7	1-3	5-6	0	4	1	15	14	0	0	0	-10
13	Patrick Emilian	F	17:13	3-1	0-0	0-0	2	2	4	0	1	2	1	0	-11
1	Sam Martinez	G	04:19	0-3	0-2	4-4	0	1	1	3	4	0	0	0	-4
2	Jahmal Long	F	13:08	1-2	0-1	0-0	0	2	1	0	0	2	1	1	-3
11	Noah Bachelder	F	10:40	0-0	0-0	0-0	0	1	1	0	0	0	0	0	-0
30	Ree Cornish	G	00:40	0-0	0-0	0-0	0	0	0	0	0	0	0	0	-0
5	Carlson Swanson-Rodger	F	00:00	0-0	0-0	0-0	0	0	0	0	0	0	0	0	-0
Team															
Totals															
30:50 50-21 19-23 11 28 39 12 21 58 12 13 3 1 1 0															

Technical Fouls:NONE

MIA MYS												
Record: 11-10												
Biggest lead	21 (1 st 18:40)	50 (2 nd 14:35)	Points from Turnovers	18	10	Period by Period Scoring	1st	2nd	TOT	1st	2nd	TOT
Best Scoring Run	21 (1 st 18:40)	50 (2 nd 14:35)	Fast Breaks	10	18	Points from Turnovers	18	10	38	10	18	28
Lead Changes	4	10	Second Chance	10	16	Points from Turnovers	18	10	38	10	18	28
Times Tied	4	10	Fast Breaks	10	18	Points from Turnovers	18	10	38	10	18	28
Time with Lead	01:25	35:16	Bench	5	8	Points from Turnovers	18	10	38	10	18	28

Technical Fouls:NONE



Official Basketball Box Score - Final
Miami (FL) at UCF
11/27/22 Adolph Rinecker Arena, Orlando
2022-23 Men's Basketball

Game Time: 5:00 PM
Game Duration: 2:16
Attendance: 5,354

Officials: Pat Adams, Joe Luskay, Michael Roberts

Miami (FL) - 66														
Record: 6-1														
NO.	Name	FG	3P	FT	Rebounds	Fouls	TP	AS	TO	ST	Blocks	pts		
Min		MA	MA	MA	OR	TR	OR	TR	OR	TR	OR	MA		
15	Norchard Omer	F	21:48	4-6	0-0	2-4	8	5	13	3	0	2	0	-4
2	Isiah Wong	G	34:46	3-10	1-5	1-2	1	3	3	1	8	0	1	-12
11	Jordan Miller	G	32:24	4-11	0-2	1-4	1	2	3	3	1	2	0	-8
24	Nick Pack	G	30:04	2-10	2-4	0-0	1	2	2	3	18	0	1	-8
55	Wooja Poplar	G	08:04	1-5	0-0	0-0	1	1	1	1	12	1	3	-3
9	AJ Casey	F	15:17	1-1	0-0	0-0	0	0	0	0	0	0	0	-0
4	Brendley Joseph	F	24:17	2-4	1-2	1-2	0	1	1	3	1	7	4	-1
5	Harford Beverly	F	03:23	0-1	0-0	0-0	0	0	0	0	0	1	1	-0
1	Anthony Walker	F	07:34	0-1	0-0	0-0	0	0	0	0	0	0	0	-1
12	Farouk Aze	G	02:29	0-0	0-0	0-0	0	0	0	0	0	0	0	-0
Team														
Totals														
26:54 61-19 16-21 15 18 28 13 66 14 13 8 1 2 2														

Technical Fouls:NONE

UCF - 64													Technical Fouls: NONE			
Record: 5-2																
NO.	NAME	FG	3P	FT	Rebounds	Fouls	TP	AS	TO	ST	Blocks	pts	MA	MB	A+	
Min	pts	MA	MA	MA	OR	TR	OR	TR	OR	TR	OR	MA	MA	MA	MA	
0	Lathiel Thorne	F	08:34	0-0	0-0	0-0	0	0	1	0	1	0	0	0	-2	
2	Isiah Wong	F	33:02	2-9	1-1	3-5	4	3	2	2	8	1	1	1	0	-1
1	Jaheim Young	G	10:23	2-6	0-2	0-0	0	1	2	4	0	1	1	1	0	-11
12	Wesley Horton	G	30:27	3-9	1-5	0-0	2	4	6	0	0	7	0	0	0	-8
13	C.J. Kelly	G	13:27	0-2	0-2	0-0	0	0	0	0	2	3	1	0	0	-3
3	Darius Johnson	F	26:27	9-15	2-5	4-5	0	1	1	1	24	1	4	2	0	-20
4	Brendley Joseph	F	24:05	5-6	0-1	1-2	1	6	7	3	1	1	2	1	0	-1
21	C.J. Walker	F	20:33	2-3	0-0	2-2	4	3	2	4	1	1	0	1	0	-4
3	Thierno Sylla	F	02:01	0-1	0-0	0-0	0	0	0	0	0	0	0	0	0	-0
2	Mikael Dant	F	10:26	1-2	0-0	0-0	1	1	1	1	2	0	0	0	0	-0
11	Tyren Freeman	F	11:33	0-2	0-0	2-2	0	0	0	1	2	0	0	0	0	-3
Team													4 2 6 0 0			
Totals													24:53 41-17 12-17 14 19 33 13 64 7 15 8 2 1 2			

Technical Fouls:NONE

Technical Fouls: NONE

	MIA		UCF								
Biggest lead	13	(2 nd 13:53)	6	(1 st 11:35)	Points from Turnovers	16	12	Period by Period Scoring			
Best Scoring Run	8	(2 nd 19:26)	7	(1 st 11:35)	Paint	34	36	1st	2nd	TOT	
Lead Changes	4		10		Second Chance	17	10	MIA	32	34	66
Times Tied	6				Fast Breaks	14	7	UCF	26	38	64
Time with Lead	22:46		9	13:06	Bench	9	4				

Technical Fouls:NONE



Official Basketball Box Score - Final
St. Francis Brooklyn at Miami (FL)
11/23/22 Weiss Center, Coral Gables
2022-23 Men's Basketball

Game Time: 12:00 PM
Game Duration: 1:02
Attendance: 3,012

Officials: Roger Ayers, A.J. Davis, Doug Douglas

St. Francis Brooklyn - 56															
Record: 3-3															
NO	Name	FG	3P	FT	Rebounds	Fouls	TP	AS	TO	ST	Blocks	pts			
		MA	MA	MA	OR	TR	OR	TR	OR	TR	OR	MA			
4	Syrus Grady	F	24:34	5-10	0-1	0-0	2	1	3	1	6	0	2	0	
0	Tedrick Wilcox Jr.	G	31:23	6-14	5-10	1-2	4	5	2	1	18	1	4	0	
5	Larry Moore	G	01:50	2-9	0-4	4-4	0	2	2	1	2	3	3	0	
10	Roy Clarke	G	09:21	2-5	0-0	3-4	0	5	2	2	7	1	0	0	
11	Joshua Harris	F	26:31	2-4	0-0	0	2	5	2	0	4	3	3	2	
25	Nura Sagwa	F	25:43	0-0	0-0	0-0	0	0	0	0	0	0	0	0	
1	Zion Bethea	F	17:52	2-6	0-0	0-0	2	2	4	0	0	4	1	2	
2	D'Andre Howell-Smith	F	17:36	1-4	1-1	0-0	0	0	0	0	1	3	0	0	
15	Trey Courville	F	11:10	2-3	1-2	0-0	0	0	0	0	1	0	0	0	
0															
0	Michael Maye	G	02:08	0-0	0-0	0-0	0	0	0	0	1	0	0	0	
0	Michael Parrella	G	00:00	0-0	0-0	0-0	0	0	0	0	0	0	0	0	
34	Matthew Gonzalez	G	00:56	0-1	0-2	0-0	0	0	0	0	0	0	0	0	
Totals						3		3		6		0		1	
Timeouts		20:56		19:12		11:30		14:18		5:56		3:30		2:20	



Official Basketball Box Score - Final
Miami (FL) at Louisville
12/02/22 6:00 PM
2022-23 Men's Basketball

Game Time: 1:00 PM
Game Duration: 1:53
Attendance: 11,811

BOX SCORES



Official Basketball Box Score - Final
Carmel (IN) at Miami (FL)
12/02/22 6:00 PM
2022-23 Men's Basketball

Game Time: 1:00 PM
Game Duration: 1:07
Attendance: 4,205

Officials: Ted Venturi, Tony Henderson, Greg Evers

Miami (FL) - 80												
Record: 9-1 (4-0)												
NO. Name	Min	FG	3P	FT	Rebounds	Fouls	TP	AS	TO	ST	Blocks	pts
		Min	FG	3P	FT	Rebounds	Fouls	TP	AS	TO	ST	Blocks
15 Norchad Omer	25:21	5-7	0-0	1-3	2	0	12	1	2	2	0	22
2 Isaiah Wong	21:46	4-9	1-4	0-5	2	0	10	1	1	2	0	9
11 Jordan Miller	22:55	6-10	1-2	1-4	2	5	11	1	1	4	3	20
24 Nijel Pack	24:20	5-9	1-4	0-0	1	2	3	1	0	0	0	20
15 Woggo Poplar	22:27	2-5	1-3	2-2	5	5	9	2	1	0	0	22
4 Bershley Joseph	22:22	1-6	0-3	3-3	1	2	3	1	5	2	1	10
1 Anthony Walker	16:56	2-3	1-1	0-4	2	5	2	0	5	0	1	2
5 Harold Beverly	11:51	1-2	0-1	1-2	2	2	1	3	2	3	0	6
9 AJ Casey	09:40	0-1	0-0	1-4	2	0	0	0	1	1	0	9
3 Christian Watson	10:55	2-6	1-3	0-0	1	1	0	0	5	1	1	0
12 Favour Ake	09:59	2-3	0-0	2-3	1	4	2	0	0	0	0	4
13 Jaka Robinson	03:40	0-0	0-0	0-0	0	0	0	0	0	0	0	0
10 Filippo Dragovic	01:51	0-0	0-0	0-0	0	0	0	0	0	0	0	0
Team												
Totals	32:44	5-22	10-11	10-29	38	17	12	80	16	10	7	127

Shooting By Period
FG 100% 29.1%
3PT 44.4%
FT 100%
2PT 100%
2PT FG 14.3% 42.4%
3PT 2.1% 13.3%
FT 89.8%
GMFG 36.4% 50.0%
FT% 100% 27.3%
FT% 91.1% 90.9%
Dead Ball Rebounds: 0

Carmel (IN) - 105												
Record: 7-2												
NO. Name	Min	FG	3P	FT	Rebounds	Fouls	TP	AS	TO	ST	Blocks	pts
		Min	FG	3P	FT	Rebounds	Fouls	TP	AS	TO	ST	Blocks
15 Kader Scottley	F:20:07	1-7	0-0	0-1	0	1	0	3	0	0	0	0
20 Sean Hansen	F:19:00	6-9	0-2	2-3	3	3	6	4	3	14	2	1
4 Greg Oden	G:20:41	5-11	0-0	1-2	2	2	19	6	1	2	0	1
21 Jaka Robinson	G:20:27	5-11	3-7	5-6	5	5	3	4	5	2	1	1
13 Isaiah Gray	G:11:00	3-3	0-0	0-0	0	0	3	2	6	4	0	0
21 Gray Richard Jr.	13:58	2-5	1-4	0-0	2	2	4	0	5	1	0	0
25 Max Watson	24:03	5-10	3-7	0-0	1	3	4	1	13	3	2	0
30 Chris Mann	20:48	8-16	0-2	2-4	1	1	2	4	18	6	2	0
13 Chris Cain	09:23	1-2	0-0	0-0	0	0	0	2	0	0	0	0
2 Marcus Flier	17:54	3-4	0-1	2-2	4	1	5	1	4	0	0	0
31 Cooper Nader	23:06	1-1	1-1	0-0	0	0	0	3	0	0	0	0
Team												
Totals	41:79	52-88	11-15	15-19	35	19	57	105	27	12	1	3

Louisville - 93													
Record: 8-9 (3-1)													
NO	Name	Min	FG	3P	FT	Rebounds	Fouls	TP	AS	TO	ST	Blocks	
1	Mike James	F:29:40	2-5	0-2	5-6	1	5	6	1	4	9	0	3
5	Brandon Huntley-Hartfield	32:15	4-11	0-1	2-2	3	5	8	0	2	10	0	2
2	Sydney Curry	F:29:40	0-0	0-0	2-2	2	2	0	0	2	0	0	0
34	Jacklyn Wilkins	F:26:02	4-8	2-4	2-2	1	5	6	2	0	0	0	1
3	Ellis	C:26:10	0-0	0-0	5-6	2	1	3	2	4	7	3	0
12	JJ Taylor	12:00	1-3	0-2	0-0	1	0	1	0	0	0	0	0
15	Henry Miller	09:40	0-2	0-0	0-0	0	1	2	0	0	0	0	1
4	Roosevelt Wheeler	09:53	0-0	0-0	0-0	0	0	0	0	0	0	0	0
22	Kamari Ladd	19:09	3-8	1-4	2-2	0	0	1	3	9	1	0	0
11	Fabio Basili	14:06	0-4	0-2	0-0	4	4	3	0	0	0	0	1
0	Devin Rios	05:52	1-1	0-0	0-0	0	0	0	1	2	0	0	0
23	Alexander Payne	03:40	0-0	0-0	0-0	0	1	1	0	0	0	0	0
						3	3	0	6	1			
Totals		17:57	5-20	16-18	11-23	34	12	17	53	6	19	1	7

Shooting By Period
FG 93.4 37.2%
3PT 20.0 20.0%
FT 75.4 75.4%
2PT 80.3 26.2%
3PT 1.0 10.0%
FT 13.4 36.8%
GMFG 17.7 28.8%
FT% 3.0 15.0%
FT% 16.8 83.9%
Dead Ball Rebounds: 0

Miami (FL) - 107														
Record: 9-1														
NO. Name	Min	FG	3P	FT	Rebounds	Fouls	TP	AS	TO	ST	Blocks	pts		
		Min	FG	3P	FT	Rebounds	Fouls	TP	AS	TO	ST	Blocks		
15 Norchad Omer	23:15	6-7	0-0	5-6	5	7	12	2	4	17	3	4	0	
2 Isaiah Wong	21:13	11-17	5-8	9	1	6	7	4	36	6	1	0	1	
11 Jordan Miller	20:28	9-11	1-3	5-7	5	7	1	0	4	0	0	0	5	
24 Nijel Pack	24:52	9-12	2-7	1-2	0	2	2	3	1	9	4	1	0	
15 Woggo Poplar	15:57	1-4	0-2	2	2	3	1	4	1	2	1	0	7	
4 Bershley Joseph	16:22	0-1	0-0	0-0	0	0	0	0	0	0	0	0	0	
9 AJ Casey	31:16	4-5	4-4	0-0	2	2	3	1	12	3	4	2	1	
1 Anthony Walker	07:45	0-5	0-0	2	2	4	2	1	0	0	0	0	0	
5 Harold Beverly	02:08	0-1	0-0	0-0	0	0	0	0	0	0	0	0	0	
13 Jaka Robinson	01:52	0-0	0-0	0-0	0	0	0	0	0	0	0	0	0	
3 Christian Watson	02:37	1-2	1-1	0-0	0	0	0	0	3	0	0	0	0	
Team														
Totals		56:45	53-85	13-26	13-19	35	19	58	117	107	1	0	3	1

Shooting By Period			
1st FG	22.36	61.1	55.4
2nd FG	9.15	62.1	55.4
3rd FG	12.10	48.70	55.4
4th FG	4.11	56.10	70.0
5th FG	9.12	55.4	55.4
OTFG	0.00	55.4	55.4
3PT	13.26	55.4	55.4
FT	22.36	55.4	55.4
Court Ball Possession: 2.0			

	COR		MIA		Points from		COR	MIA	Period by Period Scoring			
Biggest lead	5 (1 st 14:35)		21 (2 nd 17:45)		Turnovers		29	9				
Best Scoring Run	7 (2 nd 15:02)		9 (1 st 13:02)		Paint		56	40				
Lead Changes	7		9		Second Chance		15	17				
Times Tied	4		7		Fast Breaks		8	11				
Time with Lead	02:39		36:05		Bench		45	19				
									COR	52	53	105
									MIA	66	41	107

	MIA	LOU	Points from		MIA	LOU	Period by Period Scoring			
Biggest lead	32 (2nd 10:22)	3 (1st 17:55)	Turnovers	17	20		1st	2nd	TOT	
Best Scoring Run	12 (2nd 10:22)	7 (2nd 1:47)	Paint	44	26					
Lead Changes	2	2	Second Chance	13	5	MIA	42	38	80	
Times Tied	0	0	Fast Breaks	10	6					
Time with Lead	37:18	01:29	Bench	30	15	LOU	23	30	53	

Technical Fouls: NONE

COR MIA												
Biggest lead	5 (11:43:25)	2 (11:47:45)	Points from Turnovers	COR 31	Period by Period Scoring							
Best Scoring Run	12 (11:45:02)	8 (11:23:03)	Paint	56	1st	2nd	TOT					
Lead Changes	7	Second Chance	15	40	COR	20	53	105				
Times Tied	0	Dead Balls	8	11	Time	2nd						
Time with Lead	10:29	36:05	Search	45	19	MIA	66	41	107			



Official Basketball Box Score - Final
Miami (FL) at Saint Francis (PA)
12/02/22 6:00 PM
2022-23 Men's Basketball

Game Time: 2:00 PM
Game Duration: 1:49
Attendance: 4,380



Official Basketball Box Score - Final
Saint Francis (PA) at Miami (FL)
12/02/22 6:00 PM
2022-23 Men's Basketball

Game Time: 12:00 PM
Game Duration: 1:07
Attendance: 4,320

Officials: Raymon Byers, Justin Portfield, James Spenser

NC State - 73												
Record: 8-3 (3-3)												
NO. Name	Min	FG	3P	FT	Rebounds	Fouls	TP	AS	TO	ST	Blocks	pts
		Min	FG	3P	FT	Rebounds	Fouls	TP	AS	TO	ST	Blocks
30 D.J. Burns Jr.	F:30:53	9-16	0-0	4-8	3	2	16	2	0	1	2	7
9 Terrence Smith	F:30:58	7-17	3-14	5-6	1	3	4	2	19	7	2	1
1 Javon Jones	C:30:40	10-16	3-6	3-4	1	4	0	3	26	4	0	0
1 Jaki Clark	C:16:55	1-1	1-1	0-0	5	5	0	0	3	1	1	0
14 Casey Morsell	C:23:58	2-6	1-2	2-2	2	2	0	7	0	1	0	4
21 Ebenezer Odoma	07:56	0-0	0-0	0-0	0	0	0	1	0	0	0	0
24 Ernest Ross	17:15	0-1	0-1	4-5	1	3	1	2	0	0	0	0
10 Breon Pace	07:58	0-3	0-1	0-0	0	0	0	0	0	0	0	0
23 Greg Gant	13:37	0-0	0-0	0-0	4	4	3	0	0	2	0	0
Team												
Totals	39:44	32-64	7-12	9-25	34	16	11	73	16	5	1	2

Shooting By Period
FG 19.3% 51.4%
3PT 19.3% 44.4%
FT 36.4% 69%
2PT 11.2% 33.3%
GMFG 29.4% 45.2%
FT% 71.2% 58.3%
Dead Ball Rebounds: 3

BOX SCORES

Official Basketball Box Score - Final
Virginia at Miami (FL)
 12000 Wells Center, Coral Gables
 2023-24 Men's Basketball

Game Time: 8:00 PM
 Game Duration: 2:17
 Attendance: 1,757

Officials: Ted Valencia, Bill Springer Jr., Tony Henderson

Virginia - 64

Record: 8-2 (5-1)

NO.	Name	Min	Pts	FG	3P	FT	Rebounds	Fouls	TP	AS	TO	ST	Blocks	BS	+/-
1	Jayden Gardner	F 23:28	4-6	0-0	0-2	0-2	2	2	2	8	0	0	2	0	0
21	Kaden Sheddick	F 10:00	1-2	0-0	0-1	1-1	2	2	0	0	0	0	1	0	0
0	Khalid Clark	G 20:00	2-10	1-5	0-5	2-2	4	2	5	3	3	0	0	1	-6
2	Rance Beekman	G 34:31	5-9	0-1	0-1	2-7	3	3	2	10	9	4	0	0	2
4	Amaan Franklin	G 13:04	5-7	0-3	0-0	2-2	0	0	0	0	0	0	1	2	24
5	Ben Vander Ploeg	22:18	2-3	0-0	0-0	2-2	3	3	4	20	3	0	0	1	11
11	Isaac McKiney	04:54	1-9	1-7	2-2	0-0	5	1	1	5	3	2	1	0	21
10	Taine Murray	08:54	1-1	0-0	0-0	1-1	1	1	1	2	0	0	0	0	0
22	Francisco Caffaro	07:53	1-1	0-0	0-0	1-1	2	1	1	4	0	0	0	0	-6
13	Ryan Dunn	16:28	0-2	0-0	0-0	1-1	2	1	1	0	0	0	0	1	13
Team							3	2	5	0					
Totals		22:40	6-23	14-19	11-18	2-7	17	17	64	10	13	3	3	7	0

Technical Fouls: NONE

Miami (FL) - 66

Record: 12-1 (3-0)

NO.	Name	Min	Pts	FG	3P	FT	Rebounds	Fouls	TP	AS	TO	ST	Blocks	BS	+/-
15	Norchal Omer	F 25:30	3-9	0-1	4-4	5-5	6	5	10	0	4	2	4	0	8
2	Isaiah Wong	G 36:57	7-13	3-5	0-0	1-5	6	5	6	24	5	0	0	0	2
11	Jordan Miller	G 20:24	5-9	1-4	4-4	1-5	5	2	11	2	2	0	1	0	4
24	Nigel Pack	G 18:02	4-10	1-4	1-2	0-0	3	3	11	10	0	0	0	0	0
55	Wooja Poplar	G 06:10	1-5	1-4	0-0	0-6	6	2	1	0	0	0	0	0	-2
4	Bersley Joseph	27:42	3-5	0-2	0-1	0-3	3	3	8	8	1	0	0	0	0
1	Anthony Walker	06:15	0-2	0-1	0-0	0-0	0	0	0	0	0	0	0	0	-2
5	Harold Beverly	03:52	0-2	0-2	0-0	0-0	0	0	0	1	0	0	0	0	0
10	AJ Casey	13:38	0-1	0-1	0-2	0-2	2	2	1	0	0	0	0	0	0
22	Francisco Caffaro	09:47	0-2	0-2	0-0	0-0	0	0	1	0	0	0	0	0	0
Team							2	2	4	0					
Totals		21:53	7-22	17-22	9-28	37-37	17	17	66	11	11	5	3	2	0

Technical Fouls: NONE

	UVA	MIA		UVA	MIA	Period by Period Scoring			
Biggest lead	21 (19:37)	15 (2:17:58)	Points from				1st	2nd	TOT
Best Scoring Run	10 (2:42 8:54)	12 (1:15 3:31)	Turnovers	11	3				
Lead Changes			Paint	28	18	UVA	26	38	64
Times Tied	1		Second Chance	11	12				
Time with Lead	00:34	38:48	Fast Breaks	0	9	MIA	36	30	66
			Bench	31	8				

Official Basketball Box Score - Final
Miami (FL) at Georgia Tech
 10433 McSwain Pavilion, Atlanta
 2023-24 Men's Basketball

Game Time: 7:00 PM
 Game Duration: 2:02
 Attendance: 4,203

Officials: Jerue Lucka, Brent Hampton, Matt Porter

Miami (FL) - 75

Record: 15-2 (8-1)

NO.	Name	Min	Pts	FG	3P	FT	Rebounds	Fouls	TP	AS	TO	ST	Blocks	BS	+/-
15	Norchal Omer	F 21:02	6-12	0-1	5-7	3-5	5	5	17	1	0	0	0	0	1
2	Isaiah Wong	G 36:08	0-11	0-8	4-5	3-3	3	3	8	3	0	4	1	0	-6
11	Jordan Miller	G 37:10	7-12	0-1	3-4	2-1	3	3	2	10	0	0	0	0	0
24	Nigel Pack	G 34:02	4-15	0-2	2-2	2-2	2	1	12	12	2	0	0	0	-2
55	Wooja Poplar	G 20:48	4-8	0-3	1-3	0-2	2	2	2	8	0	0	0	0	4
10	AJ Casey	14:52	0-0	0-0	2-2	1-1	0	1	9	1	2	0	0	0	-13
4	Bersley Joseph	25:51	1-5	0-2	1-3	4-3	1	3	3	0	1	1	1	1	10
1	Anthony Walker	19:09	1-1	1-1	0-0	1-3	0	0	0	3	1	0	0	0	-1
5	Harold Beverly	06:53	0-1	0-1	0-0	0-0	0	0	0	0	0	0	0	0	0
12	Francis Ake	02:50	0-1	0-0	0-0	0-0	0	0	0	0	0	0	0	1	2
Team							3	3	4	0					
Totals		24:38	3-20	17-25	16-30	36-37	17	17	75	12	12	5	2	0	0

Technical Fouls: NONE

Georgia Tech - 76

Record: 9-6 (5-3)

NO.	Name	Min	Pts	FG	3P	FT	Rebounds	Fouls	TP	AS	TO	ST	Blocks	BS	+/-
14	Jalen Moore	F 19:46	4-7	0-0	2-2	2-4	2	2	2	10	2	3	1	0	1
34	Roshon Howard	G 36:08	2-10	0-0	0-0	2-6	8	8	0	4	3	0	1	1	-8
0	Lance Terry	G 40:00	8-13	4-5	4-6	2-4	2	4	3	24	0	2	1	1	2
4	Dante "Doc" Coleman	G 36:07	4-10	2-8	2-4	2-4	4	4	6	16	3	0	0	0	8
13	Miles Kelly	G 35:08	5-17	3-8	7-7	4-4	4	5	20	11	2	0	0	0	8
4	Jarvis Franklin	13:51	0-1	0-0	0-1	1-1	2	2	2	0	1	2	0	0	0
1	Kyle Sturdevant	08:00	0-2	0-2	0-0	1-1	2	0	0	0	0	0	0	0	-2
15	Anthony Smith	27:06	2-5	0-0	0-0	2-2	5	7	0	4	0	0	0	0	0
Team							3	3	5	0					
Totals		25:41	6-26	17-19	14-32	26-36	17	17	76	15	15	3	2	3	0

Technical Fouls: NONE

	Miami	GaTech	Points from Turnovers	Miami	GaTech	Period by Period Scoring		
Biggest lead	6 (2 nd 6:44)	12 (1 st 4:34)	13	6		1st	2nd	TOT
Best Scoring Run	6 (2 nd 18:12)	12 (2 nd 0:56)	Paint	32	30	Miami	35	35
Lead Changes	9		Second Chance	26	15		37	37
Times Tied	7		Fast Breaks	8	13	GaTech	39	37
Time with Lead	10:04	26:50	Bench	8	4			

Official Basketball Box Score - Final
Miami (FL) at Notre Dame
 120002 Patten Hall, Notre Dame
 2023-24 Men's Basketball

Game Time: 8:00 PM
 Game Duration: 1:51
 Attendance: 4,105

Officials: Pat Gorman, Cassius Armstrong, Tony Henderson

Miami (FL) - 76

Record: 15-1 (8-0)

NO.	Name	Min	Pts	FG	3P	FT	Rebounds	Fouls	TP	AS	TO	ST	Blocks	BS	+/-
15	Norchal Omer	F 25:39	6-11	0-0	2-4	3-4	7	5	12	0	0	0	1	0	14
2	Isaiah Wong	G 35:57	4-11	0-4	7-7	1-4	4	1	5	15	3	2	0	0	13
11	Jordan Miller	G 34:28	4-9	0-1	4-4	4-4	8	3	5	12	5	2	2	0	0
34	Nigel Pack	G 30:45	6-15	5-8	0-0	0-3	3	3	1	1	0	0	0	0	14
55	Wooja Poplar	G 19:01	2-5	0-1	0-0	0-2	2	0	4	1	1	0	0	0	2
0	AJ Casey	01:21	0-0	0-0	0-0	0-3	0	0	0	0	0	0	0	0	0
4	Bersley Joseph	23:23	1-6	0-3	0-0	1-1	0	0	0	2	0	0	0	0	0
4	Anthony Walker	05:32	1-3	0-0	0-1	1-1	2	2	2	0	0	0	0	0	0
5	Harold Beverly	10:52	1-1	0-0	0-0	1-1	0	0	2	4	1	0	0	0	0
Team							0	1	1	0					
Totals		20:47	5-17	15-20	9-23	32-32	11	15	76	10	11	3	4	1	11

Technical Fouls: NONE

Notre Dame - 65

Record: 8-6 (3-0)

North Dade - 65															
Record		FG 3P FT Rebounds Fouls TP AS TO ST Blocks													
NO.	Name	Min	Pts	FG	3P	FT	Rebounds	Fouls	TP	AS	TO	ST	Blocks	BS	+/-
14	Nate Luczewski	F 31:54	3-8	2-5	1-1	2-7	9	2	3	9	1	0	0	0	8
1	JJ Starling	G 20:24	1-6	0-0	0-0	0-0	2	2	2	1	1	0	1	1	-13
3	Tray Wertz	G 32:12	6-9	3-5	0-0	3-3	4	0	15	2	0	0	0	0	-14
5	Corbin Ryan	G 35:11	2-10	2-8	0-2	0-9	9	9	2	5	0	0	0	0	2
23	Dane Goodwin	G 30:20	7-11	0-1	0-0	1-1	0	0	0	0	0	0	0	0	14
2	Van-Allen Lubin	18:46	2-4	0-0	0-0	2-2	2	0	0	0	2	0	2	0	-8
3	Maxim Hammond	24:32	4-8	2-5	0-2	1-2	1	2	12	0	0	0	0	0	-2
10	David Goodenough	05:41	0-0	0-0	0-0	0-0	0	0	0	0	0	0	0	0	0
Totals				1	2	3	0	1	1	1	2	0	4	3	11
Team		55:00	24-47	8	2-3	3-11	15	18	17	12	4	0	3	11	
Total Shooting Pct: 51.1%															
Total 3-Point Pct: 33.3%															
Total FT Pct: 75.0%															



BOX SCORES



Official Basketball Box Score - Final
Miami (FL) at NC State
01/14/23 PNC Arena, Raleigh
2023 23 Mens Basketball

Game Time: 12:00 PM
Game Duration: 2:31
Attendance: 16,819

Officials: Bill Gonsky, Jr., Rhonda Symms, Clarence Armstrong

Miami (FL) - 81

Record: 14-3 (5-3)

NO.	Name	Min	Wt	FG	3P	FT	Rebounds	Fouls	TP	AS	TS	Blocks	+/-	Shooting By Period	
1	Norchest Omer	40:16	6-9	0-0	1-1	2-2	11	13	4	1	13	1	4	0	5
2	Isiah Wong	35:27	7-9	3-3	9-10	6-6	5	25	25	1	3	0	6	1	5
11	Jordan Miller	35:25	4-7	1-1	4-5	1-1	2	14	2	1	1	0	1	1	4
24	Nigel Pack	34:00	3-10	2-6	0-0	2-2	2	11	8	1	1	0	1	1	4
55	Wooja Poplar	32:25	3-10	0-0	0-0	2-2	2	10	8	1	1	0	1	1	4
1	Anthony Walker	19:18	3-4	0-1	0-0	3-3	2	2	6	0	9	1	0	0	4
4	Bersley Joseph	18:28	4-5	1-2	2-3	0-0	3	3	11	0	3	1	0	0	4
5	Harford Beverly	19:40	1-4	0-2	1-2	0-0	3	3	11	0	3	1	0	1	2
Team														GM/FG	26/51
Totals														3PTs	6-15

Technical Fouls: NONE

Dead Ball Rebounds: 2-0

NC State - 83

Record: 14-4 (6-3)

NO.	Name	Min	Wt	FG	3P	FT	Rebounds	Fouls	TP	AS	TS	Blocks	+/-	Shooting By Period	
21	Emanuel Owona	17:25	1-2	0-0	0-0	1-1	0	3	0	2	0	0	0	1	0
23	Greg Carter	24:24	3-5	0-0	1-1	5-5	6	2	1	0	0	1	1	3	0
0	Touquan Smith	36:52	7-20	0-0	4-7	1-1	5	6	2	1	2	0	1	7	0
1	Jarvis Jones	42:00	4-14	1-5	2-2	1-2	3	2	11	3	0	1	1	2	0
14	Cassidy Monell	36:21	3-8	1-5	1-2	0-0	2	2	0	2	0	2	0	1	9
4	LJ Thomas	16:49	1-3	1-1	2-2	0-0	3	1	1	5	9	1	1	2	1
24	Ernest Ross	21:28	0-10	0-0	1-5	3	9	1	1	1	0	0	1	1	2
30	D.J. Burns Jr.	33:55	6-19	0-0	1-1	5-4	8	9	3	13	7	2	1	2	0
10	Breon Pass	02:00	0-0	0-0	0-0	0-0	0	0	0	0	0	0	0	0	0
Team														GM/FG	30/50
Totals														3PTs	12/20

Technical Fouls: NONE

Dead Ball Rebounds: 4-0

UM

ST

Biggest Lead		5 (1 st 17:33)		10 (1 st 02:22)		Points from Turnovers		7 (1 st 23)		Period by Period Scoring		1st 2nd OT 1OT	
Best Scoring Run		2 (1 st 17:43)		7 (1 st 04:58)		Paint		36		UM		32 41 8 91	
Lead Changes		16		Second Chance		Fast Breaks		18		TS		42 31 10 83	
Times Tied		6		Bench		20		20		TS		30 30	
Time with Lead		20:33		20:10									



Official Basketball Box Score - Final
Miami (FL) at Duke
01/15/23 Cameron Indoor Stadium, Durham, NC
2023 23 Mens Basketball

Game Time: 12:00 PM
Game Duration: 2:32
Attendance: 5,914

Officials: Ron Grover, John Gaffney, Tony Chizwa

Miami (FL) - 66

Record: 14-5 (6-3)

NO.	Name	Min	Wt	FG	3P	FT	Rebounds	Fouls	TP	AS	TS	Blocks	+/-	Shooting By Period	
15	Norchest Omer	17:26	3-9	0-0	3-5	4-4	10	14	3	5	1	0	2	1	0
2	Isiah Wong	34:56	2-8	2-3	1-2	0-2	2	3	7	1	2	0	2	1	0
11	Jordan Miller	32:50	1-13	3-4	2-2	4	8	5	19	1	1	0	1	1	0
24	Nigel Pack	32:07	6-15	4-8	2-2	1-3	0	2	18	1	2	0	1	0	8
55	Wooja Poplar	21:00	1-3	0-0	0-0	3	1	3	2	2	1	2	1	1	1
1	Anthony Walker	12:26	1-4	0-1	0-0	2	2	3	11	0	1	0	1	1	0
4	Bersley Joseph	24:37	1-8	1-3	0-0	2	2	4	1	0	3	2	0	1	1
5	Harford Beverly	13:38	0-1	0-2	1-1	2	0	1	2	1	0	0	1	1	3
0	AJ Casey	04:11	1-1	0-0	2-2	0	0	0	1	1	4	0	0	0	4
Team														GM/FG	26/43
Totals														3PTs	10/21

Technical Fouls: NONE

Dead Ball Rebounds: 3-0

Duke - 68

Record: 14-5 (6-3)

NO.	Name	Min	Wt	FG	3P	FT	Rebounds	Fouls	TP	AS	TS	Blocks	+/-	Shooting By Period	
0	Darius Whitehead	17:20	3-9	2-3	2-2	1	2	3	1	1	8	0	1	0	8
25	Mark Mitchell	27:10	1-4	0-0	0-1	1-4	5	2	2	2	0	1	1	1	1
15	Ryan Young	01:43	1-2	0-0	0-0	5	5	1	1	2	2	1	0	1	8
30	Kyle Filipowicz	34:27	5-12	1-3	6-8	5	14	2	17	1	0	2	1	2	5
5	Tyrese Porter	32:49	4-9	3-7	0-1	0	2	2	1	1	2	1	0	0	6
3	Jeremy Roach	27:24	6-10	1-3	1-3	1	1	2	14	4	2	2	0	1	5
1	Derrick Lively II	18:15	3-9	0-0	0-0	6	4	10	3	0	0	0	1	0	1
13	Justin Grandison	26:17	2-7	2-5	0-0	1	1	1	0	6	8	2	0	0	8
2	Jaylen Blake	05:11	0-0	0-0	0	0	0	0	0	1	1	0	0	0	7
Team														GM/FG	30/50
Totals														3PTs	10/21

Technical Fouls: NONE

Dead Ball Rebounds: 2-0

UM

FSU

Biggest Lead	4 (1 st 3:13)	8 (2 nd 11:48)	Points from Turnovers	18	2	Period by Period Scoring			
Best Scoring Run	7 (1 st 4:29)	10 (2 nd 11:48)	Paint	22	26	1st		2nd	TOT
Lead Changes	14		Second Chance	9	16	Miami	38	28	66
Times Tied	5		Fast Breaks	11	0				
Time with Lead	08:23	26:19	Bench	11	26	Duke	38	30	68



Official Basketball Box Score - Final
Miami (FL) at Florida State
01/16/23 Mizzou Center, Coral Gables
2023 23 Mens Basketball

Game Time: 12:00 PM
Game Duration: 2:35
Attendance: 6,765

Officials: Doug Stone, Doug Simms, John Kibbe

Syracuse - 78

Record: 12-17 (5-3)

NO.	Name	Min	Wt	FG	3P	FT	Rebounds	Fouls	TP	AS	TS	Blocks	+/-	Shooting By Period	
9	Chris Bell	19:18	1-5	1-5	0-0	1	1	3	1	0	0	0	0	0	0
13	Benny Williams	17:50	5-10	0-0	0	2	3	5	12	1	1	0	0	0	2
14	Jesse Edwards	03:51	9-16	0-0	7-8	4	1	4	25	2	1	0	0	0	6
3	Judah Mintz	03:56	1-7	0-1	1-3	1	4	6	3	6	5	2	0	1	4
11	Joseph Girard II	03:20	9-21	1-8	2-2	0	2	1	3	2	5	1	0	1	7
1	Malik Brown	12:12	1-2	0-0	0	1	1	2	0	2	6	1	0	0	8
10	Symon Tomson	10:34	0-0	0-0	2-2	1	1	2	1	0	1	0	0	0	3
5	Maria Hines	04:43	1-1	0-0	0	0	0	0	0	0	2	0	0	2	2
5	Justin Taylor	17:42	2-4	2-3	2-2	1	2	3	1	8	3	0	1	0	2
Team														GM/FG	26/51
Totals														3PTs	6-15

Technical Fouls: NONE

Dead Ball Rebounds: 1-0

Miami (FL) - 82

Record: 15-2 (6



Louisville - 85			Recent 32 (1-13)													Shooting By Period		
NO	NAME	MIN	FG	3P	FT	Rebounds	Fouls	PF	AS	TS	Blocks		+/-	FG	3P	FT		
											BB	BA					BB	BA
22	JoJo James	22:44	02	02	04	1	1	2	4	1	2	0	0	FG	17%	19%	26.8%	
01	Ja'Tayveer	02:00	00	00	00	0	0	0	0	0	0	0	0	FG	0%	0%	0%	
21	Sydney Curry	15:56	12	00	01	1	0	1	2	1	2	0	0	FG	60%	51%	63.3%	
34	Ja'Lynn Wilkes	17:30	44	00	05	5	5	3	1	8	1	2	1	FG	40%	40%	40.0%	
3	Eli Ellis	36:38	20	38	64	1	1	21	3	5	2	0	0	FG	89%	88%	89.6%	
2	Samuel Davis	03:00	00	00	00	0	0	0	0	0	0	0	0	FG	0%	0%	0%	
4	Emmanuel Okoronkwo	18:53	23	00	00	3	3	3	0	0	0	0	0	FG	89%	89%	89.6%	
15	Henry Miller	07:45	00	00	00	1	1	1	0	0	0	0	0	FG	0%	0%	0%	
4	Roosevelt Wheeler	09:26	02	00	00	1	1	5	0	0	0	0	0	FG	0%	0%	0%	
1	Brandon Payne	04:21	00	00	00	0	0	0	0	0	0	0	0	FG	0%	0%	0%	
						1	4	0					Total					
Totals		35:57	102	31	10	24	14	65	12	12	3	2	8					

[illegible]

	LOU	MIA	Points from Turnovers	LOU	MIA	Period by Period Scoring			
Biggest lead	3 (1 st 4:00)	11 (2 nd 15:19)		4	20		1st	2nd	TOT
Best Scoring Run	9 (1 st 4:00)	10 (1 st 17:43)	Paint	40	34	LOU	41	44	85
Lead Changes	2		Second Chance	11	19				
Times Tied	1		Fast Breaks	4	17	MIA	42	51	93
Time with Lead	03:02	36:15	Bench	17	12				

Wade Forest - ET		Record: 12/18/2018										*Please see bottom of page for notes									
NO. Name		F	FO	3P	FT	Rebounds	Fouls	PF	AS	TS	TO	Blocks	+	Shooting by Hand							
						GR	DR	TOT	FT						FO	3P					
11 Andrew Carr	F:55	57	53	00				11	12	0	21	2	0	7							
30 Andrew Mann	G:67	55	58	00	2	3	5	5	11	0	20	0	0	20							
1 Tyreke Appleby	G:57	55	58	00	2	3	5	5	11	0	20	0	0	20							
2 Cameron Hildreth	G:57	58	59	00	44	0	1	1	14	8	13	3	0	3							
24 Damiano Moranto	G:59	412	412	422	0	2	0	14	14	0	10	0	14								
30 Bob Klemmer	ET:37	412	412	422	0	11	11	12	4	2	2	0	0	4							
18 Andrew Williamson	ET:35	448	448	458	0	11	11	12	4	2	2	0	0	4							
Total						1	0	1	0												
Team						51	26	16	8	22	19	2	0	9							
Overt Ball Possession																					
Shooting by Hand																					
FO: 16.31 15.81																					
3P: 7.19 38.89																					
FO: 15.81																					
FT: 5.55																					
FO: 15.81																					
AS: 10.00																					
FO: 15.81																					
TS: 10.00																					
FO: 15.81																					
TO: 10.00																					
FO: 15.81																					
Blocks: 0.00																					
FO: 15.81																					
GR: 10.00																					
FO: 15.81																					
DR: 10.00																					
FO: 15.81																					
TOT: 10.00																					
FO: 15.81																					
FT: 10.00																					
FO: 15.81																					
AS: 10.00																					
FO: 15.81																					
TS: 10.00																					
FO: 15.81																					
TO: 10.00																					
FO: 15.81																					
Blocks: 0.00																					
FO: 15.81																					

[illegible]

	WAK	MIA			
Biggest lead	4 (1 st 7:15)	4 (2 nd 17:45)	Points from Turnovers	WAK 12	MIA 34
Best Scoring Run	9 (1 st 14:19)	13 (1 st 3:53)	Paint	34	40
Lead Changes	8		Second Chance	14	8
Times Tied	4		Fast Breaks	5	20
Time with Lead	03:02	34:59	Bench	20	7

Winn (P) 11		Record: 25-15-14										
NO	Name	GP	SP	FT	Rebounds	Fouls	PT	AS	TS	Blocks	Shooting by Position	
1	Nechrona Omer	F23:38	17	01	34	16	6	5	2	0	3	3
2	Isiah Young	F23:38	18	01	44	15	6	2	10	4	0	8
3	Jordan Miller	F23:38	14	05	38	13	4	0	24	2	0	3
4	Isiah Young	F23:38	18	01	34	16	6	5	2	0	3	3
5	Wiggins Poplar	G22:27	37	01	33	13	4	2	9	0	1	0
6	Anthony Walker	F23:14	24	00	01	0	0	3	2	4	1	3
7	Anthony Walker	F23:14	24	00	01	0	0	3	2	4	1	3
8	Harford Beverly	F23:14	02	22	04	4	0	1	0	0	0	1
9	AJ Casey	G24:09	00	00	00	0	0	1	0	0	0	0
Totals			25	05	61	22	32	40	15	6	9	13
Averages			25	05	61	22	32	40	15	6	9	13

North Carolina - 72		Record: 15-10 (9-7)										Shooting By Period									
NO.	NAME	FG		3P		FT		Rebounds		Fouls		TS		AST		Blocks		pts			
		M	A	M	A	M	A	OR	DR	TS	FT	M	A	M	A	M	A				
5	Amanda Bacet	2	25	5	5	1	2	6	1	5	12	0	2	1	2	0	0	14	FG: 15-29 (51.4%)		
1	Chloe Baret	1	1	0	0	0	0	0	0	0	0	0	0	0	0	0	0	2	FT: 1-1 (100%)		
1	Leaky Back	3	20	6	11	0	0	2	7	9	4	0	2	1	0	0	0	24	TS: 34 (50.0%)		
2	Caleb Love	6	30	6	11	2	2	7	9	4	3	2	1	0	0	0	0	27	FG: 14-37 (37.9%)		
4	RJ Davis	1	1	1	1	2	2	4	6	3	3	2	0	0	0	0	0	4	TS: 40 (20.0%)		
1	Malcolm Davis	4	16	2	5	2	3	5	4	4	23	2	1	0	0	4	0	7	FG: 6-9 (66.7%)		
1	Malcolm Davis	4	16	2	5	2	3	5	4	4	23	2	1	0	0	4	0	24	TS: 29-46 (63.0%)		
1	PJ Johnson	1	6	0	4	0	0	1	1	3	0	2	0	0	0	0	0	2	FG: 2-6 (33.3%)		
13	Jalen Washington	0	10	0	0	0	0	1	1	0	0	0	0	0	0	0	0	3	TS: 9-15 (60.0%)		
8	Sam Temple	0	1	0	0	0	0	1	1	0	0	0	0	0	0	0	0	0	TS: 0-1 (0.0%)		
1	Tyler Hocker	0	25	0	1	0	0	0	0	1	0	0	0	0	0	0	0	0	TS: 0-2 (0.0%)		
								0		2		0									
Totals		29-60		5-10		15-19		22-32		21-32		6-9		7-15		8-10		100			

	MIA	UNC	Points from	MIA	UNC	Period by Period Scoring		
			Turnovers	11	7	1st	2nd	TOT
Biggest lead	14 (2 nd 11:36)	3 (1 st 18:41)	Paint	30	40	MIA	35	45
Best Scoring Run	9 (2 nd 14:28)	6 (1 st 6:05)	Second Chance	14	14			80
Lead Changes			Fast Breaks	4	2	UNC	34	38
Times Tied	5		Bench	9	2			72
Time with Lead	23:26	06:58						

Game #8		Record 25-14-6										Offense: 44th rank, 1st period									
		FG		3P		FT		Rebounds		Fouls		TP		AS		Blocks		+/-			
NO. NAME		MA	SA	MA	SA	MA	SA	MA	SA	MA	SA	MA	SA	MA	SA	MA	SA	MA	SA		
15	Norwood Omar	F	23.03	61	64	0.0	5.6	6.8	10	23	17	1	2	3	1	2	3	3	1		
2	Isiah Young	G	23.59	41	24	34	3.3	3.0	4	23	13	1	2	3	0	1	1	1	4		
11	Jordan Miller	G	23.59	51	51	0	2	4	7	9	2	3	0	3	0	0	1	1	4		
12	Isiah Young	G	23.59	41	24	34	3.3	3.0	4	23	13	1	2	3	0	1	1	1	4		
15	Wesley Phipps	G	24.51	37	12	0.0	2.2	2.4	0	7	0	2	0	2	0	1	1	5	5		
1	Anthony Walker	R	04.24	0	0.0	0.0	0.0	0.0	1	0	0	0	0	0	0	0	0	0	0		
4	Bensley Johnson	G	14.25	23	3	23	4.4	1	2	3	0	2	0	2	0	0	0	0	1		
5	Harford Beverly	F	12.46	13	0	0.0	0.0	1	1	0	0	2	0	2	0	0	2	0	0		
6	Al Casey	P	05.27	0	0	0	0	0	0	0	0	0	0	0	0	0	0	0	0		
Totals			25.14	72	72	15	19	15	19	32	29	11	16	16	11	8	3	2	8		
Averages			25.14	72	72	15	19	15	19	32	29	11	16	16	11	8	3	2	8		
Totals			25.14	72	72	15	19	15	19	32	29	11	16	16	11	8	3	2	8		

Singles Table - 78		Record as of 5/11													Shooting By Period			
NO.	NAME	W	L		T	Rebounds	Fouls	FT	AS	TS	Blocks		+/-					
			B	A							B	A						
21	Giant Battle	2:55	6:12	14	4	0	4	0	3	13	0	4	1	1	12	37%	24.1	
22	James Maltby	2:55	6:12	14	4	0	4	0	3	13	0	4	1	1	12	37%	24.1	
9	Hunter Catbor	3:01	5:11	5:10	10	2	4	6	4	1	5	4	0	4	0	14	24%	15.34
14	Mal Collins	6:25	15:45	26	11	1	1	0	25	5	0	0	0	1	1	1	71%	7.16
3	Sam Stead	6:30	16:30	28	23	5	1	4	3	17	4	3	0	0	0	1	100%	0.00
11	John Smith	6:30	16:30	28	23	5	1	4	3	17	4	3	0	0	0	1	100%	0.00
1	Rodney Rice	6:31	16:31	0	0	0	0	2	2	0	0	0	0	0	1	13	37%	9.27
34	Myahlynn Potter	6:50	11	0	0	0	0	0	0	0	0	0	0	0	13	37%	57.74	
								0	3	3	0	0	0	0	0	0		
								0	5	5	0	0	0	0	0	0		
								0	11	11	0	0	0	0	0	0		
								0	17	17	0	0	0	0	0	0		
								0	23	23	0	0	0	0	0	0		
								0	29	29	0	0	0	0	0	0		
								0	35	35	0	0	0	0	0	0		
								0	41	41	0	0	0	0	0	0		
								0	47	47	0	0	0	0	0	0		
								0	53	53	0	0	0	0	0	0		
								0	59	59	0	0	0	0	0	0		
								0	65	65	0	0	0	0	0	0		
								0	71	71	0	0	0	0	0	0		
								0	77	77	0	0	0	0	0	0		
								0	83	83	0	0	0	0	0	0		
								0	89	89	0	0	0	0	0	0		
								0	95	95	0	0	0	0	0	0		
								0	101	101	0	0	0	0	0	0		
								0	107	107	0	0	0	0	0	0		
								0	113	113	0	0	0	0	0	0		
								0	119	119	0	0	0	0	0	0		
								0	125	125	0	0	0	0	0	0		
								0	131	131	0	0	0	0	0	0		
								0	137	137	0	0	0	0	0	0		

	Canes	Hokies		Canes	Hokies		Period by Period Score
Biggest lead	10 (2nd 9:58)	9 (1st 12:23)	Points from Turnovers	16	13		1st 2nd TC
Best Scoring Run	8 (1st 0:52)	8 (1st 13:55)	Turnover	38	34		
Lead Changes	3		Second Chance	3	9	Canes	36 40 76
Times Tied	5		Fast Breaks	9	4		
Time with 1 lead	23:53	13:14	Bench	12	11	Hokies	32 38 70



BOX SCORES



Official Basketball Box Score - Final
Florida St. at Miami (FL)
03/05/25 Watsco Center, Coral Gables
2023-24 Men's Basketball

Game Time: 1:00 PM
Game Duration: 1:54
Attendance: 7,372

Officials: Roger Ayers, Tommy McIlwain, Nathan Fardell

Florida St. - 85

Record: 9-20 (7-11)

NO.	Name	Min	pts	fg	3pt	ft	Rebounds	Fouls	TP	AS	TO	ST	Blocks	Shooting By Period																																																																																																																																																																																																																																																																																																																																																																																																																																																																																																																																																																																																																																																																																																																																																																																																																																																																																																																																																																																																																																																																																																																																																																																																															
														1st	2nd	3rd	4th																																																																																																																																																																																																																																																																																																																																																																																																																																																																																																																																																																																																																																																																																																																																																																																																																																																																																																																																																																																																																																																																																																																																																																																																												
1	Camaron Corbin	22:40	45	10	0	11	3	3	1	1	1	0	2	12	10	0	1	0	0	0	0	0	0	0	0	0	0	0	0	0	0	0	0	0	0	0	0	0	0	0	0	0	0	0	0	0	0	0	0	0	0	0	0	0	0	0	0	0	0	0	0	0	0	0	0	0	0	0	0	0	0	0	0	0	0	0	0	0	0	0	0	0	0	0	0	0	0	0	0	0	0	0	0	0	0	0	0	0	0	0	0	0	0	0	0	0	0	0	0	0	0	0	0	0	0	0	0	0	0	0	0	0	0	0	0	0	0	0	0	0	0	0	0	0	0	0	0	0	0	0	0	0	0	0	0	0	0	0	0	0	0	0	0	0	0	0	0	0	0	0	0	0	0	0	0	0	0	0	0	0	0	0	0	0	0	0	0	0	0	0	0	0	0	0	0	0	0	0	0	0	0	0	0	0	0	0	0	0	0	0	0	0	0	0	0	0	0	0	0	0	0	0	0	0	0	0	0	0	0	0	0	0	0	0	0	0	0	0	0	0	0	0	0	0	0	0	0	0	0	0	0	0	0	0	0	0	0	0	0	0	0	0	0	0	0	0	0	0	0	0	0	0	0	0	0	0	0	0	0	0	0	0	0	0	0	0	0	0	0	0	0	0	0	0	0	0	0	0	0	0	0	0	0	0	0	0	0	0	0	0	0	0	0	0	0	0	0	0	0	0	0	0	0	0	0	0	0	0	0	0	0	0	0	0	0	0	0	0	0	0	0	0	0	0	0	0	0	0	0	0	0	0	0	0	0	0	0	0	0	0	0	0	0	0	0	0	0	0	0	0	0	0	0	0	0	0	0	0	0	0	0	0	0	0	0	0	0	0	0	0	0	0	0	0	0	0	0	0	0	0	0	0	0	0	0	0	0	0	0	0	0	0	0	0	0	0	0	0	0	0	0	0	0	0	0	0	0	0	0	0	0	0	0	0	0	0	0	0	0	0	0	0	0	0	0	0	0	0	0	0	0	0	0	0	0	0	0	0	0	0	0	0	0	0	0	0	0	0	0	0	0	0	0	0	0	0	0	0	0	0	0	0	0	0	0	0	0	0	0	0	0	0	0	0	0	0	0	0	0	0	0	0	0	0	0	0	0	0	0	0	0	0	0	0	0	0	0	0	0	0	0	0	0	0	0	0	0	0	0	0	0	0	0	0	0	0	0	0	0	0	0	0	0	0	0	0	0	0	0	0	0	0	0	0	0	0	0	0	0	0	0	0	0	0	0	0	0	0	0	0	0	0	0	0	0	0	0	0	0	0	0	0	0	0	0	0	0	0	0	0	0	0	0	0	0	0	0	0	0	0	0	0	0	0	0	0	0	0	0	0	0	0	0	0	0	0	0	0	0	0	0	0	0	0	0	0	0	0	0	0	0	0	0	0	0	0	0	0	0	0	0	0	0	0	0	0	0	0	0	0	0	0	0	0	0	0	0	0	0	0	0	0	0	0	0	0	0	0	0	0	0	0	0	0	0	0	0	0	0	0	0	0	0	0	0	0	0	0	0	0	0	0	0	0	0	0	0	0	0	0	0	0	0	0	0	0	0	0	0	0	0	0	0	0	0	0	0	0	0	0	0	0	0	0	0	0	0	0	0	0	0	0	0	0	0	0	0	0	0	0	0	0	0	0	0	0	0	0	0	0	0	0	0	0	0	0	0	0	0	0	0	0	0	0	0	0	0	0	0	0	0	0	0	0	0	0	0	0	0	0	0	0	0	0	0	0	0	0	0	0	0	0	0	0	0	0	0	0	0	0	0	0	0	0	0	0	0	0	0	0	0	0	0	0	0	0	0	0	0	0	0	0	0	0	0	0	0	0	0	0	0	0	0	0	0	0	0	0	0	0	0	0	0	0	0	0	0	0	0	0	0	0	0	0	0	0	0	0	0	0	0	0	0	0	0	0	0	0	0	0	0	0	0	0	0	0	0	0	0	0	0	0	0	0	0	0	0	0	0	0	0	0	0	0	0	0	0	0	0	0	0	0	0	0	0	0	0	0	0	0	0	0	0	0	0	0	0	0	0	0	0	0	0	0	0	0	0	0	0	0	0	0	0	0	0	0	0	0	0	0	0	0	0	0	0	0	0	0	0	0	0	0	0	0	0	0	0	0	0	0	0	0	0	0	0	0	0	0	0	0	0	0	0	0	0	0	0	0	0	0	0	0	0	0	0	0	0	0	0	0	0	0	0	0	0	0	0	0	0	0	0	0	0	0	0	0	0	0	0	0	0	0	0	0	0	0	0	0	0	0	0	0	0	0	0	0	0	0	0	0	0	0	0	0	0	0	0	0	0	0	0	0	0	0	0	0	0	0	0	0	0	0	0	0	0	0	0	0	0	0	0	0	0	0	0	0	0	0	0	0	0	0	0	0	0	0	0	0	0	0	0	0	0	0	0	0	0	0	0	0	0	0	0	0	0	0	0	0	0	0	0	0	0	0	0	0	0	0	0	0	0	0	0	0	0	0	0	0	0	0	0	0	0	0	0	0	0	0	0	0	0	0	0	0	0	0	0	0	0	0	0	0	0	0	0	0	0	0	0	0	0	0	0	0	0	0	0	0	0	0	0	0	0	0	0	0	0	0	0	0	0	0	0	0	0	0	0	0	0	0	0	0	0	0	0	0	0	0	0	0	0</



POSTSEASON BOX SCORES



Official Basketball Box Score - Final
Wake Forest at Miami (FL)
03/03/25 O'Connell Center, Oronoke, NC
2023 NCAA Division I Men's Basketball Tournament

Game Time: 1:00 PM
Game Duration: 2:05
Attendance: 13,500

Officials: Bill Compton, Justin Purcell, Remya Rouse

Wake Forest - 72

Record: 18-14

NO. Name	Min	FG	3P	FT	Rebounds	Fouls	TP	AS	TS	Blocks	+/-
		BA	BA	BA	OR	DR	FF	FF	FF	BA	
1 Andrew Carr	25:19	2-6	0-4	0-0	5	3	1	2	4	1	1
34 Bob Kimman	31:12	2-7	2-3	1-2	9	11	4	2	7	1	0
1 Tyrone Appleby	32:45	8-24	5-15	3-6	2	5	5	24	5	3	2
2 Cameron Hildreth	32:32	6-11	2-3	3-5	9	4	4	2	7	3	0
4 Darius Williamson	32:35	6-14	2-5	0-1	1	2	3	0	14	1	0
33 Matthew Smith	18:06	3-3	0-0	0-0	1	1	1	0	6	0	1
0 Lucas Taylor	04:10	0-1	0-1	0-0	0-0	1	1	0	0	0	0
Team					2	2	4	0	0	0	0
Totals	67:46	11-31	5-15	3-6	14	17	12	15	5	5	1

Technical Fouls: NONE

Shooting By Period	FG	3P	FT	Rebounds	Fouls	TP	AS	TS	Blocks	+/-
	BA	BA	BA	OR	DR	FF	FF	FF	BA	
1st	4-12	1-3	2-2	5	3	1	2	4	1	1
2nd	3-10	1-3	2-2	5	3	1	2	4	1	1
3rd	3-10	1-3	2-2	5	3	1	2	4	1	1
4th	1-3	0-0	0-0	1	1	0	0	0	0	0
OT	0-0	0-0	0-0	0	0	0	0	0	0	0
Team										
Totals	11-31	5-15	3-6	14	17	12	15	5	5	1

Dead Ball Rebounds: 4-0



Official Basketball Box Score - Final
Duke at Miami (FL)
03/03/25 O'Connell Center, Oronoke, NC
2023 NCAA Division I Men's Basketball Tournament

Game Time: 1:00 PM
Game Duration: 2:05
Attendance: 13,500

Officials: Clarence Ammons, AJ, Derek, Ted, Walt, Wayne

Duke - 85

Record: 25-4

NO. Name	Min	FG	3P	FT	Rebounds	Fouls	TP	AS	TS	Blocks	+/-
		BA	BA	BA	OR	DR	FF	FF	FF	BA	
25 Noah Mitchell	34:26	4-9	1-2	5-8	1	4	5	1	4	0	2
1 Derrick Lively II	33:47	4-5	0-0	0-0	3	6	4	8	3	1	3
30 Kyle Filipowski	31:20	8-9	1-2	0-0	2	9	14	1	17	5	3
33 Jeremy Roach	36:59	3-9	1-3	6-7	3	3	2	8	13	1	2
5 Tyrone Peator	36:50	5-8	0-0	2-2	0	3	3	15	5	2	1
0 Quincy Whitehead	18:35	4-8	2-3	6-6	0	2	2	16	1	0	10
13 Jacob Grandison	33:21	0-1	0-1	0-0	0	0	0	0	0	0	0
15 Ryan Young	39:01	0-2	0-2	2-2	1	2	2	2	2	0	1
Team					2	2	4	0	0	0	0
Totals	20:51	18-41	5-15	25-32	1	13	10	15	12	4	2

Technical Fouls: NONE

Shooting By Period	FG	3P	FT	Rebounds	Fouls	TP	AS	TS	Blocks	+/-
	BA	BA	BA	OR	DR	FF	FF	FF	BA	
1st	4-12	1-3	2-2	5	3	1	2	4	1	1
2nd	3-10	1-3	2-2	5	3	1	2	4	1	1
3rd	3-10	1-3	2-2	5	3	1	2	4	1	1
4th	1-3	0-0	0-0	1	1	0	0	0	0	0
OT	0-0	0-0	0-0	0	0	0	0	0	0	0
Team										
Totals	11-31	5-15	3-6	14	17	12	15	5	5	1

Dead Ball Rebounds: 2-0



Official Basketball Box Score - Final
Duke at Miami (FL)
03/10/25 MDP Arena, Miami, FL
2023 NCAA Division I Men's Basketball - First Round

Game Time: 7:00 PM
Game Duration: 2:10
Attendance: 13,989

Officials: Doug Snow, Anthony Jordan, Tyler Kumpf

Duke - 56

Record: 27-4

NO. Name	Min	FG	3P	FT	Rebounds	Fouls	TP	AS	TS	Blocks	+/-
		BA	BA	BA	OR	DR	FF	FF	FF	BA	
15 Norchad Omier	32:59	9-14	0-0	2-4	2	7	9	3	20	1	2
0 D.J. Wilkins	34:06	27	3-6	0-0	1	1	3	8	6	1	1
1 Roman Penn	34:02	4-10	0-0	5-6	0	6	0	0	11	7	4
3 Garrett Stutz	32:15	1-1	0-0	0-0	1	1	1	0	2	0	0
24 Nijel Pack	34:38	1-3	1-1	0-0	0	8	2	1	2	1	1
12 Tucker DelVies	34:38	1-3	1-1	0-0	0	8	2	1	2	1	1
14 Santash Calhoun	28:54	4-6	0-0	0-0	6	6	2	12	1	1	0
4 Nate Ferguson	07:01	1-1	0-0	0-0	0	1	1	3	0	0	0
4 Conor Enright	11:05	0-0	0-0	0-0	1	1	2	0	0	0	0
Team					0	2	2	0	0	0	0
Totals	22:55	7-24	5-8	2	33	35	19	11	55	12	4

Technical Fouls: NONE

Shooting By Period	FG	3P	FT	Rebounds	Fouls	TP	AS	TS	Blocks	+/-
	BA	BA	BA	OR	DR	FF	FF	FF	BA	
1st	4-12	1-3	2-2	5	3	1	2	4	1	1
2nd	3-10	1-3	2-2	5	3	1	2	4	1	1
3rd	3-10	1-3	2-2	5	3	1	2	4	1	1
4th	1-3	0-0	0-0	1	1	0	0	0	0	0
OT	0-0	0-0	0-0	0	0	0	0	0	0	0
Team										
Totals	11-31	5-15	3-6	14	17	12	15	5	5	1

Dead Ball Rebounds: 3-0



Official Basketball Box Score - Final
Miami (FL) at Indiana
03/10/25 MDP Arena, Miami, FL
2023 NCAA Division I Men's Basketball Championship - Second Round

Game Time: 6:47 PM
Game Duration: 2:09
Attendance: 13,984

Officials: Jeff Anderson, O.J., Clarence, Brent, Nijel

Miami (FL) - 85

Record: 23-17

NO. Name	Min	FG	3P	FT	Rebounds	Fouls	TP	AS	TS	Blocks	+/-
		BA	BA	BA	OR	DR	FF	FF	FF	BA	
15 Norchad Omier	34:26	3-5	0-0	1-2	8	1	7	3	27	1	2
2 Isaiah Wong	36:50	9-17	4-6	5-5	4	8	5	3	27	1	0
1 Jordan Miller	36:14	9-18	0-1	1-3	2	5	4	0	1	0	2
24 Nijel Pack	31:48	5-10	2-8	0-0	1	3	0	1	12	2	0
55 Woop Poplar	17:38	3-6	0-2	0-0	2	2	4	0	6	2	3
0 AJ Casey	05:01	0-0	0-0	0-0	0	0	0	0	0	0	0
4 Brenley Joseph	22:25	2-4	1-3	2	5	2	7	5	0	2	1
5 Harford Beverly	12:07	1-1	0-0	0-0	1	1	0	3	0	0	0
1 Anthony Walker	13:21	2-4	0-0	0-0	2	2	0	2	4	1	0
Team					1	2	3	0	0	0	0
Totals	34:70	9-23	6-13	20	28	46	13	14	85	14	7

Technical Fouls: NONE

Shooting By Period	FG	3P	FT	Rebounds	Fouls	TP	AS	TS	Blocks	+/-
	BA	BA	BA	OR	DR	FF	FF	FF	BA	
1st	4-12	1-3	2-2	5	3	1	2	4	1	1
2nd	3-10	1-3	2-2	5	3	1	2	4	1	1
3rd	3-10	1-3	2-2	5	3	1	2	4	1	1
4th	1-3	0-0	0-0	1	1	0	0	0	0	0
OT	0-0	0-0	0-0	0	0	0	0	0	0	0
Team										
Totals	11-31	5-15	3-6	14	17	12	15	5	5	1

Dead Ball Rebounds: 2-0

Indiana - 89

Record: 23-12

NO. Name	Min	FG	3P	FT	Rebounds	Fouls	TP	AS	TS	Blocks	+/-
		BA	BA	BA	OR	DR	FF	FF	FF	BA	
12 Miller Kopp	36:14	3-7	2-6	0-0	1	2	4	1	8	1	2
23 Trayon Jackson-Davis	36:50	7-10	0-0	1-1	2	6	8	3	25	1	1
25 Rance Thompson	24:50	5-12	1-3	0-0	4	3	7	2	11	1	2
1 Jalen Hood-Schifano	32:46	8-22	5-11	2	5	3	2	19	3	0	1
32 Trey Galloway	35:00	3-5	2-2	0-0	1	2	3	2	8	2	3
83 Tamar Bates	19:55	0-7	0-0	1-3	4	0	1	0	1	1	0
5 Malik Reneau	09:58	0-0	0-0	0-0	0	0	0	0	0	0	0
10 Kaleb Banks	02:44	0-0	0-0	0-0	0	0	0	0	0	0	0
Team					1	2	3	0	0	0	0
Totals	35:55	9-25	6-14	12	19	31	13	15	89	10	7

Technical Fouls: NONE

Shooting By Period	FG	3P	FT	Rebounds	Fouls	TP	AS	TS	Blocks	+/-
	BA	BA	BA	OR	DR	FF	FF	FF	BA	
1st	4-12	1-3	2-2	5	3	1	2	4	1	1
2nd	3-10	1-3	2-2	5	3	1	2	4	1	1
3rd	3-10	1-3	2-2	5	3	1	2	4	1	1
4th	1-3	0-0	0-0	1	1	0	0	0	0	0
OT	0-0	0-0	0-0	0	0	0	0	0	0	0
Team										
Totals	11-31	5-15	3-6	14	17	12	15	5	5	1

Dead Ball Rebounds: 2-0



Official Basketball Box Score - Final
Duke at Miami (FL)
03/10/25 MDP Arena, Miami, FL
2023 NCAA Division I Men's Basketball - First Round

Game Time: 7:00 PM
Game Duration: 2:10
Attendance: 13,989

Officials: Doug Snow, Anthony Jordan, Tyler Kumpf

Duke - 56

Record: 27-4

NO. Name	Min	FG	3P	FT	Rebounds	Fouls</
----------	-----	----	----	----	----------	---------

POSTSEASON BOX SCORES



Official Basketball Box Score - Final
Miami (FL) at Houston
03/03/23 Sports Center, Kansas City
2022-23 Men's Basketball

Game Time: 6:15 PM
Game Duration: 2:10
Attendance: 17,429

Officials: John Higgins, Ben O'Connell, Steve Anderson



Official Basketball Box Score - Final
Miami (FL) at Texas
03/03/23 T-Mobile Center, Kansas City
2022-23 Men's Basketball

Game Time: 6:15 PM
Game Duration: 2:15
Attendance: 17,330

Officials: Ronald Odoms, Patrick Adams, Brett Hoggeson

Miami (FL) - 89														
Record: 39-7														
NO. Name	Min	FG	3P	FT	Rebounds	Fouls	TP	AS	TO	ST	Blocks	pts	reb	bl
15 Norchad Omer	32:04	5-10	0-0	2-2	3	10	13	2	3	2	1	2	15	0
2 Isaiah Wong	32:13	5-11	1-2	9-11	2	4	6	0	7	20	3	1	0	1
11 Jordan Miller	32:04	5-7	1-2	2-2	1	5	6	3	2	13	4	0	0	1
34 Nigel Pack	34:47	5-12	7-10	3-4	9	4	4	2	28	2	1	1	0	1
55 Wooga Poplar	33:20	4-13	1-7	0-0	0	4	3	1	11	0	0	0	1	1
1 Anthony Walker	15:36	3-4	1-1	0-0	0	0	0	1	7	0	0	0	1	2
4 Bernelly Joseph	09:30	0-2	0-2	0-0	0	0	0	0	2	0	0	0	0	0
5 Harland Beverly	12:03	0-1	0-1	0-0	0	1	1	0	0	0	1	0	0	0
Team					0	1	1	0	0	0	1	0	0	0
Totals	31:40	11-25	10-19	9-12	20	35	16	18	69	16	6	4	4	114

Shooting By Period									
1st	FG%	15-32	42.9%	3PT%	0-0	0.0%	FT%	6-6	100%
2nd	FG%	6-14	42.9%	3PT%	0-0	0.0%	FT%	16-18	87.1%
3rd	FG%	5-11	45.5%	3PT%	5-11	45.5%	FT%	19-19	100%
4th	FG%	3-6	50.0%	3PT%	0-0	0.0%	FT%	10-10	100%
OT	FG%	10-19	52.6%	3PT%	0-0	0.0%	FT%	10-10	100%

Dead Ball Rebounds: 2-9

Houston - 75														
Record: 33-4														
NO. Name	Min	FG	3P	FT	Rebounds	Fouls	TP	AS	TO	ST	Blocks	pts	reb	bl
13 J'wan Roberts	27:25	1-2	0-0	0	2	0	2	1	1	1	0	0	0	24
25 Jarace Walker	31:04	4-16	2-6	3	8	11	1	3	16	5	0	1	4	2
0 Marcus Sasser	38:30	4-12	2-4	0	5	5	2	3	14	4	3	0	0	7
11 Jerald Smith	30:09	0-11	1-5	2-4	0	1	0	1	4	6	3	0	0	0
12 Tristan Mark	34:25	4-13	2-4	4	3	5	2	14	1	1	1	0	2	21
21 Emanuel Sharp	17:30	3-8	0-0	0	2	2	2	3	8	0	0	0	0	0
33 Reggie Chaney	16:52	2-6	0-0	2	2	3	5	2	1	6	0	0	0	7
10 Brandon Francis	01:00	0-0	0-0	0	0	0	0	0	0	0	0	0	0	0
23 Terrence Aconexous	02:30	0-0	0-0	0	0	0	0	0	0	0	0	0	0	1
Team					2	0	2	0	0	0	0	0	0	0
Totals	31:44	19-31	10-21	11	24	25	16	18	75	16	6	4	4	114

Technical Fouls: NONE

MIA									
HOU									
Biggest lead	17 (2 nd 10:03)	21 (4 th 18:18)	Points from Turnovers	15	14	Period by Period Scoring	1st	2nd	TOT
Best Scoring Run	11 (2 nd 10:03)	12 (4 th 17:31)	Paint	32	22				
Lead Changes	9	1	Second Chance	8	7	MIA	42	47	89
Times Tied	3	1	Fast Breaks	15	7	HOU	36	39	75
Time with Lead	54:51	32:25	Bench	7	14				

Miami (FL) - 88														
Record: 39-7														
NO. Name	Min	FG	3P	FT	Rebounds	Fouls	TP	AS	TO	ST	Blocks	pts	reb	bl
15 Norchad Omer	27:50	4-8	0-0	3-3	1	9	9	4	2	1	2	2	0	0
2 Isaiah Wong	38:20	5-12	0-3	4-4	1	2	3	1	3	14	1	4	2	0
11 Jordan Miller	38:57	7-7	0-0	13-13	0	3	3	3	8	27	2	1	1	0
34 Nigel Pack	36:01	6-12	14	2-2	0	0	0	1	4	15	2	3	1	0
55 Wooga Poplar	33:12	6-7	1-1	3-4	2	4	6	3	18	4	0	2	0	0
1 Anthony Walker	03:45	0-2	0-0	0	0	0	0	0	0	0	0	0	0	0
4 Bernelly Joseph	12:50	1-1	0-0	3-6	0	1	1	2	3	0	0	1	1	0
5 Harland Beverly	07:50	0-1	0-0	0-0	0	1	0	0	0	0	0	0	0	1
0 AJ Casey	00:15	0-1	0-0	0-0	0	0	0	0	1	0	0	0	0	0
Team					0	0	0	0	0	0	0	0	0	0
Totals	29:40	2-0	0-0	20-22	4	19	23	14	23	68	11	12	9	1

Technical Fouls: NONE

Texas - 81														
Record: 39-8														
NO. Name	Min	FG	3P	FT	Rebounds	Fouls	TP	AS	TO	ST	Blocks	pts	reb	bl
0 Timmy Allen	31:57	6-11	0-1	4-6	1	3	4	5	16	3	1	0	1	1
23 Dillon Mitchell	31:18	2-8	0-0	0-0	2	2	2	3	0	4	0	0	2	1
32 Christian Bishop	22:30	2-4	0-0	0-0	2	2	3	3	4	2	0	0	0	0
4 Tyrone Hunter	37:32	4-11	1-6	0-0	1	0	1	4	0	9	5	3	1	0
5 Marcus Carr	37:55	6-15	3-8	2	3	0	2	3	17	6	1	0	0	0
10 Sr'Labari Rice	28:03	5-8	3-6	2-2	0	1	1	0	1	5	2	1	0	0
30 Brock Cunningham	10:10	3-5	1-2	0-0	5	3	4	1	7	2	2	0	0	1
2 Antonio Morris	09:35	2-3	2-2	0-0	0	0	0	1	0	0	0	0	0	0
Team					0	2	2	0	0	1	0	0	0	0
Totals	30:40	10-25	11-15	9	12	25	23	14	20	14	6	1	1	17

Technical Fouls: NONE

MIA									
TEX									
Biggest lead	7 (1 st 18:00)	12 (2 nd 14:24)	Points from Turnovers	14	12	Period by Period Scoring	1st	2nd	TOT
Best Scoring Run	9 (2 nd 5:28)	9 (1 st 14:23)	Paint	34	28				
Lead Changes	6	1	Second Chance	8	7	MIA	37	51	88
Times Tied	7	1	Fast Breaks	11	4	TEX	45	36	81
Time with Lead	07:11	27:59	Bench	5	28				



Official Basketball Box Score - Final
Miami (FL) at UConn
04/03/23 Meehan Auditorium, Storrs
NCAA Division Men's Basketball Championship - Final Four

Game Time: 6:15 PM
Game Duration: 2:09
Attendance: 73,880

Officials: Doug Emons, Jeff Anderson, Roger Ayers

Miami (FL) - 59														
Record: 39-8														
NO. Name	Min	FG	3P	FT	Rebounds	Fouls	TP	AS	TO	ST	Blocks	pts	reb	bl
15 Norchad Omer	34:41	3-8	0-0	2-2	3	4	7	4	8	1	1	3	0	2
2 Isaiah Wong	34:53	4-10	2-4	5-5	0	1	1	4	15	2	3	0	0	20
11 Jordan Miller	37:37	4-8	0-1	3	5	5	0	1	4	3	0	0	1	1
34 Nigel Pack	31:04	5-10	2-4	0	1	2	3	1	0	8	1	0	1	0
55 Wooga Poplar	46:51	0-7	0-4	0	0	2	2	0	0	0	0	2	0	23
4 Bernelly Joseph	22:09	3-6	2-2	0	1	0	1	1	3	8	2	0	0	1
5 Harland Beverly	11:19	5-12	0-0	0	2	2	0	0	7	1	0	1	0	0
1 Anthony Walker	07:23	0-3	0-1	0	0	1	1	0	0	0	0	0	0	0
0 AJ Casey	01:06	0-0	0-0	0	0	0	0	0	0	0	0	0	0	0
3 Christian Watson	01:06	0-1	0-1	0	0	0	0	0	0	0	0	0	0	0
13 Jaka Robinson	01:06	0-1	0-0	2-2	0	2	0	1	2	0	0	0	0	0
10 Filizopoulos Giorgos	00:49	0-1	0-1	0	0	0	0	0	0	0	0	0	0	1
Team					2	1	3	0	0	0	0	0	0	0
Totals	20:42	17-30	12-12	14	18	32	12	11	59	10	8	1	5	113

Technical Fouls: NONE

UConn - 72														
Record: 39-8														
NO.	Name	Min	FG	3P	FT	Rebounds	Fouls	TP	AS	TO	ST	Blocks	pts	reb
Shooting By Period														
			1st	2nd	3rd	4th	FT		3P		FT		3P	
11	Alex Karaban	27:30	3-8	2-6	0-0	1	2	7	9	1	8	2	2	1
10	Adama Sanogo	25:58	9-11	3-4	1-4	4	6	10	3	2	1	3	9	2
2	Tristan Newton	33:22	2-8	1-3	2-2	1	4	5	2	7	8	2	0	1
24	Jordan Hawkins	25:22	3-8	3-7	4-5	1	2	3	1	2	13	0	1	0
4	Andre Jackson Jr.	21:53	3-4	0-0	0-0	0	0	2	2	3	0	6	4	2
4	Nathan Remyne	21:55	4-11	0-5	0-0	2	0	2	0	8	3	1	0	0
3	Jay Capadona	18:13	2-4	1-2	0-0	1	1	1	1	1	1	1	0	0
32	Donovan Clingan	12:57	0-3	0-0	0-0	1	3	3	6	3	4	0	0	1
5	Hassan Darris	03:00	0-0	0-0	0-0	0	1	1	0	0	0	0	0	0
1	Samson Johnson	01:00	0-0	0-0	0-0	0	0	0	0	0	0	0	0	0
3	Apollatos Rommelo	01:06	0-0	0-0	0-0	0	0	0	0	0	0	0	0	0
35	Samson Johnson	01:06	0-0	0-0	0-0	0	0	0	0	0	0	0	0	0
13	Richey Spivey	01:05	0-0	0-0	0-0	0	1	1	0	0	0	0	0	0
Totals		96:45	63-82	17-29	13-18	11	27	14	54	14	41	1	18	3



ACC SEASON IN REVIEW

Team	ACC Games					Overall					
	W	L	Pct.	Hm	Rd	W	L	Pct.	Hm	Rd	Nu
Miami[^]	15	5	.750	9-1	6-4	29	8	.784	16-1	7-4	6-3
Virginia [^]	15	5	.750	10-0	5-5	25	8	.758	15-1	6-5	4-2
Clemson	14	6	.700	9-1	5-5	23	11	.676	15-2	5-6	3-3
Duke*	14	6	.700	10-0	4-6	27	9	.750	16-0	4-6	7-3
Pittsburgh	14	6	.700	8-2	6-4	24	12	.667	14-3	7-5	3-4
NC State	12	8	.600	8-2	4-6	23	11	.676	15-2	4-6	4-3
North Carolina	11	9	.550	7-3	4-6	20	13	.606	12-3	4-7	4-3
Syracuse	10	10	.500	5-5	5-5	17	15	.531	11-7	5-6	1-2
Wake Forest	10	10	.500	7-3	3-7	19	14	.576	13-3	4-8	2-3
Boston College	9	11	.450	5-5	4-6	16	17	.485	9-7	4-7	3-3
Virginia Tech	8	12	.400	6-4	2-8	19	15	.559	13-4	2-10	4-1
Florida State	7	13	.350	3-7	4-6	9	23	.281	5-11	4-7	0-5
Georgia Tech	6	14	.300	4-6	2-8	15	18	.455	11-6	3-9	1-3
Notre Dame	3	17	.150	3-7	0-10	11	21	.344	11-8	0-10	0-3
Louisville	2	18	.100	2-8	0-10	4	28	.125	4-13	0-11	0-4

[^] ACC regular season co-champions; * ACC Tournament champion

70TH ANNUAL ACC TOURNAMENT

Greensboro Coliseum; Greensboro, N.C.

Tuesday, March 7 (First Round)

#13 Georgia Tech d. #13 Florida State.....	61-60
#10 Boston College d. #15 Louisville	80-62
#11 Virginia Tech d. #14 Notre Dame	67-64

Wednesday, March 8 (Second Round)

#9 Wake Forest d. #8 Syracuse	77-74
#5 Pittsburgh d. #13 Georgia Tech.....	89-81
#7 North Carolina d. #10 Boston College.....	85-61
#6 NC State d. #11 Virginia Tech.....	97-77

Thursday, March 9 (Quarterfinals)

#1 Miami d. #9 Wake Forest.....	74-72
#4 Duke d. #5 Pittsburgh	96-69
#2 Virginia d. #7 North Carolina	68-59
#3 Clemson d. #6 NC State.....	80-54

Friday, March 10 (Semifinals)

#4 Duke d. #1 Miami.....	85-78
#2 Virginia d. #3 Clemson	76-56

Saturday, March 11 (Championship)

#4 Duke d. #2 Virginia	59-49
------------------------------	-------

ACC ALL-TOURNAMENT TEAM

First Team

Kyle Filipowski, Duke (MVP)
 Jayden Gardner, Virginia
 Jeremy Roach, Duke
 Terquavion Smith, NC State
 Isaiah Wong, Miami

Second Team

Reece Beekman, Virginia
 RJ Davis, North Carolina
 Armaan Franklin, Virginia
 Dereck Lively II, Duke
 Jordan Miller, Miami



ACC SEASON IN REVIEW

2023 NCAA TOURNAMENT

Tuesday, March 14 (First Four)

Midwest Region (Dayton, Ohio)

#11 Pittsburgh d. #11 Mississippi State 60-59

Thursday, March 16 (First Round)

South Region (Orlando, Fla.)

#13 Furman d. #4 Virginia 68-67

East Region (Orlando, Fla.)

#5 Duke d. #12 Oral Roberts 74-51

Friday, March 17 (First Round)

Midwest Region (Greensboro, N.C.)

#11 Pittsburgh d. #6 Iowa State 59-42

South Region (Denver, Colo.)

#6 Creighton d. #11 NC State 72-63

Midwest Region (Albany, N.Y.)

#5 Miami d. #12 Drake 63-56

Saturday, March 18 (Second Round)

East Region (Orlando, Fla.)

#4 Tennessee d. #5 Duke 65-52

Sunday, March 19 (Second Round)

Midwest Region (Greensboro, N.C.)

#3 Xavier d. #11 Pittsburgh 84-73

Midwest Region (Albany, N.Y.)

#5 Miami d. #4 Indiana 85-69

Friday, March 26 (Regional Semifinals)

Midwest Region

#5 Miami d. #1 Houston 89-75

Sunday, March 26 (Regional Finals)

Midwest Region (Kansas City, Mo.)

#5 Miami d. #2 Texas 88-81

Saturday, April 1 (Final Four; Houston, Texas)

#4 Connecticut d. #5 Miami 72-59

NCAA TOURNAMENT ALL-REGION TEAMS

Midwest Region

Nijel Pack, Miami (MOP)

Jordan Miller, Miami

Isaiah Wong, Miami

2023 NATIONAL INVITATION TOURNAMENT

Wednesday, March 17 (First Round)

Morehead State d. (at) #1 Clemson 68-64

(at) #4 Cincinnati d. Virginia Tech 81-72



ACC AWARDS

2022-23 ALL-ACC TEAMS

First Team

Isaiah Wong, Miami, 337

Armando Bacot, North Carolina, 324

Tyree Appleby, Wake Forest, 319

Hunter Tyson, Clemson, 271

Jamarius Burton, Pittsburgh, 262

Second Team

Kyle Filipowski, Duke, 258

Terquavion Smith, NC State, 243

Jarkel Joiner, NC State, 203

Jordan Miller, Miami, 148

Blake Hinson, Pittsburgh, 132

Third Team

Norchad Omier, Miami, 131

PJ Hall, Clemson, 126

Kihei Clark, Virginia, 102

Jesse Edwards, Syracuse, 54

Reece Beekman, Virginia, 54

Honorable Mention

El Ellis, Louisville, 50

Grant Basile, Virginia Tech, 43

Judah Mintz, Syracuse, 40

Jeremy Roach, Duke, 35

Quinten Post, Boston College, 33

Jayden Gardner, Virginia, 31

RJ Davis, North Carolina, 26

DJ Burns Jr., NC State, 24

Caleb Love, North Carolina, 21

All-Defensive Team

Reece Beekman, Virginia, 63

Jesse Edwards, Syracuse, 56

Leaky Black, North Carolina, 55

Dereck Lively II, Duke, 45

Kihei Clark, Virginia, 26

All-Freshman Team

Kyle Filipowski, Duke, 75

Judah Mintz, Syracuse, 72

Tyrese Proctor, Duke, 51

JJ Starling, Notre Dame, 39

Dereck Lively II, Duke, 39

INDIVIDUAL HONORS

Player of the Year

Isaiah Wong, Miami, 30

Tyree Appleby, Wake Forest, 23

Armando Bacot, North Carolina, 9

Hunter Tyson, Clemson, 4

Kyle Filipowski, Duke, 3

Jamarius Burton, Pittsburgh, 3

Jarkel Joiner, NC State, 2

Jeremy Roach, Duke, 1

Rookie of the Year

Kyle Filipowski, Duke, 68

Judah Mintz, Syracuse, 7

Coach of the Year

Jeff Capel, Pittsburgh, 57

Jim Larrañaga, Miami, 8

Brad Brownell, Clemson, 6

Kevin Keatts, NC State, 2

Tony Bennett, Virginia, 2

Defensive Player of the Year

Reece Beekman, Virginia, 29 votes

Leaky Black, North Carolina, 18

Jesse Edwards, Syracuse, 13

Dereck Lively II, Duke, 6

Federiko Federiko, Pittsburgh, 3

Ja'von Franklin, Georgia Tech, 3

Justyn Mutts, Virginia Tech, 2

Norchad Omier, Miami, 1

Most Improved Player

Quinten Post, Boston College, 23 votes

Sean Pedulla, Virginia Tech, 14

Jordan Miller, Miami, 14

Chase Hunter, Clemson, 10

Cameron Hildreth, Wake Forest, 3

Casey Morsell, NC State, 3

Wooga Poplar, Miami, 3

Jesse Edwards, Syracuse, 2

JJ Traynor, Louisville, 1

Federiko Federiko, Pitt, 1

Jeremy Roach, Duke, 1

Sixth Man of the Year

Nike Sibande, Pitt, 47 votes

Ben Vander Plas, Virginia, 8

Ryan Young, Duke, 7

Dariq Whitehead, Duke, 6

Bensley Joseph, Miami, 3

Deivon Smith, Georgia Tech, 2

Devin McGlockton, Boston College, 2

PLAYERS OF THE WEEK

ACC Player of the Week

N14 Nate Laszewski, Notre Dame

N21 Reece Beekman, Virginia

N28 Jarkel Joiner, NC State

D5 Justyn Mutts, Virginia Tech

D12 Isaiah Wong, Miami

D19 Armando Bacot, North Carolina

D27 Isaiah Wong, Miami

Blake Hinson, Pittsburgh

J2 Hunter Tyson, Clemson

Jamarius Burton, Pittsburgh

J9 Armando Bacot, North Carolina

J16 Andrew Carr, Wake Forest

J23 Armando Bacot, North Carolina

J30 Grant Basile, Virginia Tech

F6 Nijel Pack, Miami

Jeremy Roach, Jr., G, Duke

F13 Tyree Appleby, Wake Forest

F20 El Ellis, Louisville

Jarkel Joiner, NC State

F27 Hunter Tyson, Clemson

M6 Miles Kelly, Georgia Tech

ACC Freshman of the Week

N14 Kyle Filipowski, Duke

N21 Kyle Filipowski, Duke

N28 Kyle Filipowski, Duke

D5 Kyle Filipowski, Duke

D12 Judah Mintz, Syracuse

D19 Judah Mintz, Syracuse

D27 Cam Corhen, Florida State

J2 Judah Mintz, Syracuse

J9 Mike James, Louisville

J16 Kyle Filipowski, Duke

J23 Kyle Filipowski, Duke

J30 Kyle Filipowski, Duke

F6 Dereck Lively II, Duke

F13 Chas Kelley III, Boston College

Judah Mintz, Syracuse

F20 Kyle Filipowski, Duke

F27 Judah Mintz, Syracuse

M6 Kyle Filipowski, Duke



ACC INDIVIDUAL LEADERS

Scoring

Rk. Player, Team	NCAA	G	FG	3FG	FT	PTS	AVG
1. Tyree Appleby, WF	46	33	186	77	173	622	18.85
2. Terquavion Smith, ST		34	208	91	103	610	17.94
3. El Ellis, UL		32	189	59	128	565	17.66
4. Jarkel Joiner, ST		34	200	62	116	578	17.00
5. Caleb Love, NC		33	188	73	101	550	16.67
6. Joseph Girard III, SU		32	177	88	84	526	16.44
7. Grant Basile, VT		34	213	66	66	558	16.41
8. Judah Mintz, SU		32	181	20	139	521	16.28
9. Isaiah Wong, UM		37	192	61	153	598	16.16
10. RJ Davis, NC		33	129	63	111	532	16.12
11. Armando Bacot, NC		32	185	0	139	509	15.91
12. PJ Hall, CU		33	192	33	88	505	15.30
13. Jordan Miller, UM		37	218	32	98	566	15.30
14. Hunter Tyson, CU		34	172	83	93	520	15.29
15. Blake Hinson, UP		36	181	97	91	550	15.28
16. Jamarius Burton, UP		34	199	18	102	518	15.24
17. Kyle Filipowski, DU		36	189	35	130	543	15.08
18. Sean Pedulla, VT		34	179	67	85	510	15.00
19. Jesse Edwards, SU		32	180	1	102	463	14.47
20. Miles Kelly, GT		33	167	89	53	476	14.42

Field-Goal Percentage

Rk. Player, Team	NCAA	G	FGM	FGA	FG%
1. Jesse Edwards, SU	25	32	180	304	.592
2. Norchad Omier, UM	33	37	186	324	.574
3. Justyn Mutts, VT	38	33	183	322	.568
4. D.J. Burns Jr., ST	41	34	188	335	.561
5. Armando Bacot, NC	45	32	185	334	.554
6. Jordan Miller, UM		37	218	400	.545
7. PJ Hall, CU		33	192	359	.535
8. Grant Basile, VT		34	213	409	.521
9. Jamarius Burton, UP		34	199	408	.488
10. Hunter Tyson, CU		34	172	359	.479
11. Isaiah Wong, UM		37	192	431	.445
12. Matthew Cleveland, FS		30	157	353	.445
13. Judah Mintz, SU		32	181	409	.443
14. Kyle Filipowski, DU		36	189	429	.441
15. RJ Davis, NC		33	179	409	.438

Free-Throw Percentage

Rk. Player, Team	NCAA	G	FTM	FTA	FT%
1. RJ Davis, UNC	23	33	111	126	.881
2. Sean Pedulla, VT		34	85	99	.859
3. Joseph Girard III, SU		32	84	98	.857
4. Jarkel Joiner, ST		34	116	136	.853
5. Nate Laszewski, ND		32	94	111	.847
6. Wong, Isaiah, UM		37	153	181	.845
7. Hunter Tyson, CU		34	93	111	.838
8. Jamarius Burton, UP		34	102	122	.836
9. Caleb Mills, FS		32	112	134	.836
10. Tyree Appleby, WF		33	173	211	.820
11. Chase Hunter, CU		31	91	112	.813
12. El Ellis, UL		32	128	158	.810
13. PJ Hall, CU		33	88	112	.786
14. Jordan Miller, UM		37	98	125	.784
15. Kihei Clark, VA		33	99	129	.767

3-Pt Field-Goal Percentage*

Rk. Player, Team	NCAA	G	3PM	3PA	3P%
1. Hunter Gattoor, VT	8	30	78	184	.424
2. Damari Monsanto, WF	26	27	87	215	.405
3. Joseph Girard III, SU		32	88	231	.381
4. Blake Hinson, UP		36	97	255	.380
5. Miles Kelly, GT		33	89	235	.379
6. Darin Green Jr., FS		32	91	250	.364
7. Terquavion Smith, ST		34	91	271	.336

* minimum 2.5 3PM per game

Rebounds

Rk. Player, Team	NCAA	G	O-D	TOT	AVG
1. Armando Bacot, NC	9	32	134-200	334	10.44
2. Jesse Edwards, SU	11	32	101-229	330	10.31
3. Norchad Omier, UM	12	37	133-238	371	10.03
4. Hunter Tyson, CU	20	34	44-281	325	9.56
5. Kyle Filipowski, DU	38	36	90-232	322	8.94
6. Ja'von Franklin, GT		32	102-157	259	8.09
7. Matthew Cleveland, FS		30	42-181	223	7.43
8. Justyn Mutts, VT		33	64-179	243	7.36
9. Nate Laszewski, ND		32	29-201	230	7.19
10. Leaky Black, NC		33	58-157	215	6.52
11. Jordan Miller, UM		37	76-154	230	6.22
12. Blake Hinson, UP		36	52-165	217	6.03
13. Pete Nance, NC		30	35-145	180	6.00
14. Andrew Carr, WF		33	57-140	197	5.97
15. Jayden Gardner, VA		33	66-126	192	5.82
16. PJ Hall, CU		33	52-135	187	5.67
17. T.J. Bickerstaff, BC		33	68-117	185	5.61
18. Ryan Young, DU		36	83-116	199	5.53
19. Dereck Lively II, DU		34	72-112	184	5.41
20. Brandon Huntley-Hatfield, UL		24	38-91	129	5.38

Offensive Rebounds

Rk. Player, Team	NCAA	G	ORB	AVG
1. Armando Bacot, NC	4	32	134	4.19
2. Norchad Omier, UM	12	37	133	3.59
3. Ja'von Franklin, GT	27	32	102	3.19
4. Jesse Edwards, SU	33	32	101	3.16
5. Kyle Filipowski, DU		36	90	2.50
6. Federico Federico, UP		35	86	2.46
7. Ryan Young, DU		36	83	2.31
8. Dereck Lively II, DU		34	72	2.12
9. T.J. Bickerstaff, BC		33	68	2.06
10. Jordan Miller, UM		37	76	2.05
11. Jayden Gardner, VA		33	66	2.00
12. Justyn Mutts, VT		33	64	1.94
13. Maliq Brown, SU		29	56	1.93
14. Jalon Moore, GT		32	59	1.84
15. D.J. Burns Jr., ST		34	62	1.82

Defensive Rebounds

Rk. Player, Team	NCAA	G	REB	AVG
1. Hunter Tyson, CU	2	34	281	8.26
2. Jesse Edwards, SU	13	32	229	7.16
3. Kyle Filipowski, DU	37	36	232	6.44
4. Norchad Omier, UM	42	37	238	6.43
5. Nate Laszewski, ND	50	32	201	6.28
6. Armando Bacot, NC		32	200	6.25
7. Matthew Cleveland, FS		30	181	6.03
8. Justyn Mutts, VT		33	179	5.42
9. Ja'von Franklin, GT		32	157	4.91
10. Pete Nance, NC		30	145	4.83
11. Leaky Black, NC		33	157	4.76
12. Blake Hinson, UP		36	165	4.58
13. Jae'Lyn Withers, UL		32	146	4.56
14. RJ Davis, NC		33	147	4.45
15. Cameron Hildreth, WF		33	142	4.30

Assists

Rk. Player, Team	NCAA	G	AST	AVG
1. Tyree Appleby, WF	6	33	212	6.42
2. Kihei Clark, VA	22	33	179	5.42
3. Reece Beekman, VA	32	32	168	5.25
4. Nelly Cummings, UP		36	171	4.75
5. Judah Mintz, SU		32	148	4.63
6. Justyn Mutts, VT		33	152	4.61
7. Chase Hunter, CU		31	138	4.45
8. El Ellis, UL		32	140	4.38
9. Jamarius Burton, UP		34	145	4.26
10. Terquavion Smith, ST		34	140	4.12
11. Sean Pedulla, VT		34	130	3.82
12. Jarkel Joiner, ST		34	123	3.62
13. Caleb Mills, FS		32	110	3.44
14. Kyle Sturdivant, GT		33	110	3.33
15. Tyrese Proctor, DU		36	119	3.31

Steals

1. Judah Mintz, SU	32	59	1.84
2. Reece Beekman, VA	32	57	1.78
3. Tyree Appleby, WF	33	58	1.76
4. Jaeden Zackery, BC	33	48	1.45
Justyn Mutts, VT	33	48	1.45
6. Makai Ashton-Longford, BC	31	45	1.45
7. Terquavion Smith, ST	34	49	1.44
8. Ja'von Franklin, GT	32	46	1.44
9. Isaiah Wong, UM	37	51	1.38
10. Jesse Edwards, SU	32	44	1.38
11. Caleb Mills, FS	32	43	1.34
12. Kyle Filipowski, DU	36	47	1.31
13. Jarkel Joiner, ST	34	44	1.29
14. Jalen Warley, FS	32	41	1.28
Cormac Ryan, ND	32	41	1.28

Blocked Shots

1. Jesse Edwards, SU	6	32	87	2.72
2. Dereck Lively II, DU	9	34	82	2.41
3. Federico Federico, UP		35	58	1.66
4. Ja'von Franklin, GT		32	52	1.63
5. Kadin Shedrick, VA		30	43	1.43
6. Naheem McLeod, FS		28	33	1.18
7. Grant Basile, VT		34	39	1.15
8. Norchad Omier, UM	37	42	1.14	
9. Pete Nance, NC		30	34	1.13
10. P.J Hall, CU		33	37	1.12
11. Ryan Dunn, VA		31	33	1.06
12. Armando Bacot, NC		32	33	1.03
13. Mounir Hima, SU		27	26	0.96
14. Andrew Carr, WF		33	31	0.94
15. Jalon Moore, GT		32	28	0.88

ACC INDIVIDUAL LEADERS

3-Pt Field Goals

	NCAA	G	3PM	AVG
1. Darnai Monsanto, WF	12	27	87	3.22
2. Darin Green Jr., FS	37	32	91	2.84
3. Joseph Girard III, SU	49	32	88	2.75
4. Miles Kelly, GT		33	89	2.70
5. Blake Hinson, UP		36	97	2.69
6. Terquavion Smith, ST		34	91	2.68
7. Hunter Cattoor, VT		30	78	2.60
8. Nijel Pack, UM		35	86	2.46
9. Hunter Tyson, CU		34	83	2.44
10. Tyree Appleby, WF		33	77	2.33
11. Casey Morsell, ST		34	78	2.29
12. Caleb Love, NC		33	73	2.21
13. Greg Elliott, UP		36	77	2.14
14. Sean Pedulla, VT		34	67	1.97
15. Cormac Ryan, ND		32	63	1.97

Assist/Turnover Ratio

	NCAA	G	AST-TO	RATIO
1. Reece Beekman, VA	32	168	50	3.36
2. Kihei Clark, VA	33	179	65	2.75
3. Jarkel Joiner, ST	34	123	49	2.51
4. Nelly Cummings, UP	36	171	78	2.19
5. Trey Wertz, ND	32	105	49	2.14
6. Jalen Warley, FS	32	105	50	2.10
7. Kyle Sturdivant, GT	33	110	53	2.08
8. Tyrese Proctor, DU	36	119	58	2.05
9. Chase Hunter, CU	31	138	70	1.97
10. Judah Mintz, SU	32	148	76	1.95
11. Tyree Appleby, WF	33	212	113	1.88
12. Terquavion Smith, ST	34	140	76	1.84
13. Sean Pedulla, VT	34	130	71	1.83
14. RJ Davis, NC	33	106	62	1.71
15. Justyn Mutts, VT	33	152	93	1.63

Minutes

	NCAA	G	MIN	AVG
1. Tyree Appleby, WF	18	33	1210	36.66
2. Ellis, El - UL	37	32	1152	35.99
3. Jarkel Joiner, ST	42	34	1219	35.84
4. Caleb Love, NC	47	33	1179	35.71
5. Sean Pedulla, VT	49	34	1212	35.63
6. Dane Goodwin, ND		32	1135	35.48
7. Casey Morsell, ST		34	1189	34.98
8. Jordan Miller, UM		37	1294	34.96
9. RJ Davis, NC		33	1153	34.95
10. Hunter Tyson, CU		34	1180	34.70
11. Joseph Girard III, SU		32	1109	34.64
12. Hunter Cattoor, VT		30	1024	34.14
13. Darin Green Jr., FS		32	1090	34.06
14. Nate Laszewski, ND		32	1089	34.03
15. Cormac Ryan, ND		32	1084	33.89

To be ranked, a player must have competed in 75% of his team's games. For all categories, "NCAA" denotes a player's position in the national rankings, only if inside the top 50.





ACC TEAM STATISTICS

Scoring Offense	NCAA	G	W-L	PTS	AVG
1. <i>Miami</i>	25	37	29-8	2925	79.05
2. NC State	41	34	23-11	2643	77.74
3. Wake Forest		33	19-14	2528	76.61
4. North Carolina		33	20-13	2514	76.18
5. Pittsburgh		36	24-12	2704	75.11
6. Clemson		34	23-11	2540	74.71
7. Virginia Tech		34	19-15	2521	74.15
8. Syracuse		32	17-15	2372	74.13
9. Duke		36	27-9	2592	72.00
10. Georgia Tech		33	15-18	2301	69.73
11. Notre Dame		32	11-21	2227	69.59
12. Florida State		32	9-23	2219	69.34
13. Virginia		33	25-8	2237	67.79
14. Boston College		33	16-17	2197	66.58
15. Louisville		32	4-28	2046	63.94

Scoring Defense	NCAA	G	PTS	AVG
1. Virginia	6	33	1996	60.48
2. Duke	30	36	2290	63.61
3. Clemson		34	2308	67.88
4. Pittsburgh		36	2510	69.72
5. Virginia Tech		34	2383	70.09
6. Boston College		33	2317	70.21
7. Georgia Tech		33	2335	70.76
8. NC State		34	2408	70.82
9. North Carolina		33	2340	70.91
10. <i>Miami</i>	37	37	2661	71.92
11. Notre Dame		32	2307	72.09
12. Syracuse		32	2333	72.91
13. Wake Forest		33	2435	73.79
14. Louisville		32	2425	75.78
15. Florida State		32	2439	76.22

Scoring Margin	NCAA	G	OFF	DEF	MAR.
1. Duke	34	36	72.00	63.61	+8.39
2. Virginia		33	67.79	60.48	+7.30
3. <i>Miami</i>	37	37	79.05	71.92	+7.14
4. NC State		34	77.74	70.82	+6.91
5. Clemson		34	74.71	67.88	+6.82
6. Pittsburgh		36	75.11	69.72	+5.39
7. North Carolina		33	76.18	70.91	+5.27
8. Virginia Tech		34	74.15	70.09	+4.06
9. Wake Forest		33	76.61	73.79	+2.82
10. Syracuse		32	74.13	72.91	+1.22
11. Georgia Tech		33	69.73	70.76	-1.03
12. Notre Dame		32	69.59	72.09	-2.50
13. Boston College		33	66.58	70.21	-3.64
14. Florida State		32	69.34	76.22	-6.88
15. Louisville		32	63.94	75.78	-11.84

Field-Goal Pct.	NCAA	G	FGM	FGA	FG%
1. <i>Miami</i>	20	37	1058	2205	.480
2. Virginia Tech	43	34	931	1983	.469
3. Clemson		34	899	1923	.467
4. Syracuse		32	871	1883	.463
5. Wake Forest		33	878	1909	.460
6. Duke		36	936	2072	.452
7. NC State		34	982	2181	.450
8. Virginia		33	793	1765	.449
9. Pittsburgh		36	930	2081	.447
10. Notre Dame		32	810	1830	.443
11. Boston College		33	819	1873	.437
12. Florida State		32	802	1840	.436
13. North Carolina		33	866	1997	.434
14. Georgia Tech		33	855	2019	.423
15. Louisville		32	716	1700	.421

Free-Throw Pct.	NCAA	G	FTM	FTA	FT%
1. Clemson	8	34	460	586	.785
2. <i>Miami</i>	9	37	531	677	.784
3. Duke	26	36	475	620	.766
4. Notre Dame	30	32	325	426	.763
5. Pittsburgh	37	36	519	684	.759
6. Syracuse		32	432	577	.749
7. Wake Forest		33	457	613	.746
8. North Carolina		33	548	739	.742
9. Louisville		32	414	559	.741
10. Virginia Tech		34	378	514	.735
11. Florida State		32	406	559	.726
12. Boston College		33	371	512	.725
13. NC State		34	398	551	.722
14. Virginia		33	431	613	.703
15. Georgia Tech		33	332	477	.696

3-Point FG Pct.	NCAA	G	3PM	3PA	3P%
1. <i>Miami</i>	42	37	278	755	.368
2. Clemson		34	282	775	.364
3. Wake Forest		33	315	866	.364
4. Syracuse		32	198	547	.362
5. Pittsburgh		36	325	903	.360
6. Notre Dame		32	282	787	.358
7. Virginia Tech		34	281	786	.358
8. Virginia		33	220	629	.350
9. NC State		34	281	810	.347
10. Duke		36	245	731	.335
11. Georgia Tech		33	259	773	.335
12. Florida State		32	209	633	.330
13. Louisville		32	200	608	.329
14. Boston College		33	188	590	.319
15. North Carolina		33	234	751	.312

3-Point Field Goals	NCAA	G	3PM	AVG
1. Wake Forest	17	33	315	9.55
2. Pittsburgh	33	36	325	9.03
3. Notre Dame	41	32	282	8.81
4. Clemson		34	282	8.29
5. NC State		34	281	8.26
Virginia Tech		34	281	8.26
7. Georgia Tech		33	259	7.85
8. Miami		37	278	7.51
9. North Carolina		33	234	7.09
10. Duke		36	245	6.81
11. Virginia		33	220	6.67
12. Florida State		32	209	6.53
13. Louisville		32	200	6.25
14. Syracuse		32	198	6.19
15. Boston College		33	188	5.70

FG Pct. Defense	NCAA	G	FGM	FGA	FG%
1. Clemson	24	34	798	1970	.405
2. Duke	27	36	844	2079	.406
3. Virginia		33	712	1717	.415
4. Pittsburgh		36	892	2122	.420
5. Syracuse		32	851	1984	.429
6. North Carolina		33	876	2017	.434
7. Georgia Tech		33	856	1943	.441
8. Boston College		33	833	1882	.443
9. NC State		34	859	1931	.445
10. Virginia Tech		34	892	2000	.446
11. <i>Miami</i>	37	37	991	2214	.448
12. Wake Forest		33	892	1990	.448
13. Florida State		32	854	1882	.454
14. Notre Dame		32	854	1862	.459
15. Louisville		32	877	1862	.471

ACC TEAM STATISTICS

3-Pt. FG% Defense NCAA

	G	3PM	3PA	3P%
1. Georgia Tech	17	33	206	684 .301
2. Duke	24	36	226	741 .305
3. NC State	34	34	205	648 .316
4. Pittsburgh	36	273	836	.327
5. North Carolina	33	213	646	.330
6. Clemson	34	267	804	.332
7. Miami	37	285	852	.335
8. Virginia Tech	34	242	712	.340
9. Virginia	33	234	687	.341
10. Notre Dame	32	231	673	.343
11. Syracuse	32	329	958	.343
12. Wake Forest	33	269	769	.350
13. Louisville	32	260	739	.352
14. Boston College	33	274	744	.368
15. Florida State	32	291	773	.376

Reb. Offense NCAA

	G	REB	AVG
1. North Carolina	8	33	1304 39.52
2. Duke	21	36	1392 38.67
3. NC State	34	1244	36.59
4. Pittsburgh	36	1301	36.14
5. Clemson	34	1196	35.18
6. Georgia Tech	33	1155	35.00
7. Syracuse	32	1113	34.78
8. Miami	37	1285	34.73
9. Wake Forest	33	1129	34.21
10. Virginia Tech	34	1131	33.26
11. Boston College	33	1093	33.12
12. Virginia	33	1064	32.24
13. Louisville	32	1031	32.22
14. Florida State	32	1006	31.44
15. Notre Dame	32	994	31.06

Reb. Defense NCAA

	G	REB	AVG
1. Duke	20	36	1108 30.78
2. Virginia	33	1055	31.97
3. Miami	37	1188	32.11
4. Clemson	34	1128	33.18
5. Louisville	32	1064	33.25
6. Virginia Tech	34	1148	33.76
7. Boston College	33	1122	34.00
8. North Carolina	33	1127	34.15
9. Wake Forest	33	1142	34.61
10. Pittsburgh	36	1246	34.61
11. NC State	34	1185	34.85
12. Florida State	32	1128	35.25
13. Notre Dame	32	1146	35.81
14. Syracuse	32	1159	36.22
15. Georgia Tech	33	1211	36.70

Off. Rebounds NCAA

	G	REB	AVG
1. Duke	36	36	432 12.00
2. NC State	34	385	11.32
3. North Carolina	33	369	11.18
4. Georgia Tech	33	349	10.58
5. Miami	37	384	10.38
6. Syracuse	32	324	10.13
7. Pittsburgh	36	364	10.11
8. Boston College	33	308	9.33
9. Louisville	32	294	9.19
10. Florida State	32	278	8.69
11. Virginia Tech	34	288	8.47
12. Wake Forest	33	275	8.33
13. Virginia	33	273	8.27
14. Clemson	34	252	7.41
15. Notre Dame	32	210	6.56

Def. Rebounds	NCAA	G	REB	AVG
1. North Carolina	8	33	935	28.33
2. Clemson	17	34	944	27.76
3. Duke	43	36	960	26.67
4. Pittsburgh		36	937	26.03
5. Wake Forest		33	854	25.88
6. NC State		34	859	25.26
7. Virginia Tech		34	843	24.79
8. Syracuse		32	789	24.66
9. Notre Dame		32	784	24.50
10. Georgia Tech		33	806	24.42
11. Miami		37	901	24.35
12. Virginia		33	791	23.97
13. Boston College		33	785	23.79
14. Louisville		32	737	23.03
15. Florida State		32	728	22.75

Assists NCAA

	G	AST	AVG
1. Virginia	24	33	519 15.73
2. Virginia Tech	29	34	528 15.53
3. Duke	36	526	14.61
4. Miami	37	535	14.46
5. Syracuse	32	459	14.34
6. Clemson	34	485	14.26
7. Pittsburgh	36	509	14.14
8. Georgia Tech	33	463	14.03
9. Wake Forest	33	444	13.45
10. Florida State	32	430	13.44
11. NC State	34	434	12.76
12. Boston College	33	413	12.52
13. North Carolina	33	397	12.03
14. Notre Dame	32	379	11.84
15. Louisville	32	299	9.34

Blocked Shots NCAA

	G	BLK	AVG
1. Syracuse	15	32	161 5.03
2. Duke	37	36	163 4.53
3. NC State	39	34	152 4.47
4. Virginia	47	33	142 4.30
5. Pittsburgh	36	147	4.08
6. Georgia Tech	33	134	4.06
7. Florida State	32	125	3.91
8. North Carolina	33	128	3.88
9. Boston College	33	118	3.58
10. Virginia Tech	34	107	3.15
Clemson	34	107	3.15
12. Miami	37	115	3.11
13. Louisville	32	90	2.81
14. Wake Forest	33	90	2.73
15. Notre Dame	32	87	2.72

Steals NCAA

	G	STL	AVG
1. NC State	34	266	7.82
2. Syracuse	32	241	7.53
3. Miami	37	270	7.30
4. Virginia	33	225	6.82
5. Boston College	33	210	6.36
6. Florida State	32	197	6.16
7. Wake Forest	33	199	6.03
8. Georgia Tech	33	197	5.97
9. Duke	36	204	5.67
10. North Carolina	33	177	5.36
11. Virginia Tech	34	177	5.21
12. Clemson	34	175	5.15
13. Pittsburgh	36	185	5.14
14. Notre Dame	32	150	4.69
15. Louisville	32	145	4.53



ACC TEAM STATISTICS

Turnover Margin	NCAA	G	OWN	OPP	MAR.
1. NC State	15	34	320 (9.41)	449 (13.21)	+3.79
2. Virginia	17	33	282 (8.55)	403 (12.21)	+3.67
3. Miami	37	37	411 (11.11)	463 (12.51)	+1.41
4. Syracuse	32	37	373 (11.66)	412 (12.88)	+1.22
5. Virginia Tech	34	33	336 (9.88)	371 (10.91)	+1.03
6. Georgia Tech	33	34	349 (10.58)	362 (10.97)	+0.39
7. Clemson	34	37	376 (11.06)	383 (11.26)	+0.21
8. Pittsburgh	36	40	400 (11.11)	406 (11.28)	+0.17
9. Notre Dame	32	281	(8.78)	286 (8.94)	+0.16
10. Wake Forest	33	399	(12.09)	403 (12.21)	+0.12
11. Boston College	33	405	(12.27)	406 (12.30)	+0.03
12. North Carolina	33	355	(10.76)	345 (10.45)	-0.30
13. Florida State	32	388	(12.13)	377 (11.78)	-0.34
14. Duke	36	432	(12.00)	391 (10.86)	-1.14
15. Louisville	32	478	(14.94)	325 (10.16)	-4.78

Assist/TO Ratio	NCAA	G	AST	TO	RAT.
1. Virginia	1	33	519 (15.73)	282 (8.55)	1.84
2. Virginia Tech	5	34	528 (15.53)	336 (9.88)	1.57
3. NC State	34	34	434 (12.76)	320 (9.41)	1.36
4. Notre Dame	36	32	379 (11.84)	281 (8.78)	1.35
5. Georgia Tech	44	33	463 (14.03)	349 (10.58)	1.33
6. Miami	37	37	535 (14.46)	411 (11.11)	1.30
7. Clemson	34	485	(14.26)	376 (11.06)	1.29
8. Pittsburgh	36	509	(14.14)	400 (11.11)	1.27
9. Syracuse	32	459	(14.34)	373 (11.66)	1.23
10. Duke	36	526	(14.61)	432 (12.00)	1.22
11. North Carolina	33	397	(12.03)	355 (10.76)	1.12
12. Wake Forest	33	444	(13.45)	399 (12.09)	1.11
13. Florida State	32	430	(13.44)	388 (12.13)	1.11
14. Boston College	33	413	(12.52)	405 (12.27)	1.02
15. Louisville	32	299	(9.34)	478 (14.94)	0.63

Reb. Margin	NCAA	G	OWN	OPP	MAR.
1. Duke	5	36	1392 (38.67)	1108 (30.78)	+7.89
2. North Carolina	26	33	1304 (39.52)	1127 (34.15)	+5.36
3. Miami	37	37	1285 (34.73)	1188 (32.11)	+2.62
4. Clemson	34	1196	(35.18)	1128 (33.18)	+2.00
5. NC State	34	1244	(36.59)	1185 (34.85)	+1.74
6. Pittsburgh	36	1301	(36.14)	1246 (34.61)	+1.53
7. Virginia	33	1064	(32.24)	1055 (31.97)	+0.27
8. Wake Forest	33	1129	(34.21)	1142 (34.61)	-0.39
9. Virginia Tech	34	1131	(33.26)	1148 (33.76)	-0.50
10. Boston College	33	1093	(33.12)	1122 (34.00)	-0.88
11. Louisville	32	1031	(32.22)	1064 (33.25)	-1.03
12. Syracuse	32	1113	(34.78)	1159 (36.22)	-1.44
13. Georgia Tech	33	1155	(35.00)	1211 (36.70)	-1.70
14. Florida State	32	1006	(31.44)	1128 (35.25)	-3.81
15. Notre Dame	32	994	(31.06)	1146 (35.81)	-4.75

Def. Rebound Pct.	G	D-REB	OPP OR	D-REB%
1. North Carolina	33	935	284	.767
2. Clemson	34	944	303	.757
3. Virginia	33	791	262	.751
4. Duke	36	960	337	.740
5. NC State	34	859	304	.739
6. Notre Dame	32	784	283	.735
7. Wake Forest	33	854	310	.734
8. Virginia Tech	34	843	323	.723
9. Boston College	33	785	310	.717
10. Pittsburgh	36	937	376	.714
11. Miami	37	901	364	.712
12. Louisville	32	737	316	.700
13. Georgia Tech	33	806	351	.697
14. Florida State	32	728	334	.685
15. Syracuse	32	789	400	.664

Off. Rebound Pct.	G	O-REB	OPP DR	O-REB%
1. Duke	36	432	771	.359
2. Miami	37	384	824	.318
3. North Carolina	33	369	843	.304
4. NC State	34	385	881	.304
5. Syracuse	32	324	759	.299
6. Pittsburgh	36	364	870	.295
7. Georgia Tech	33	349	860	.289
8. Louisville	32	294	748	.282
9. Boston College	33	308	812	.275
10. Florida State	32	278	794	.259
11. Virginia Tech	34	288	825	.259
12. Virginia	33	273	793	.256
13. Wake Forest	33	275	832	.248
14. Clemson	34	252	825	.234
15. Notre Dame	32	210	863	.196

"NCAA" denotes a team's position in the national rankings, only if inside the top 50. Rankings are not available for the final two (Def. Reb. Pct. and Off. Reb. Pct.) categories.



HISTORY

Year-by-Year Coaching Records	136-137
Year-by-Year Records by Location	138
NCAA Tournament History	139
NCAA Tournament Teams	140-145
NIT History.....	146
NIT Teams.....	147-152
ACC Tournament History	153-154
BIG EAST Tournament History	155
NBA & ABA Drafts	156
Canes in the NBA	157-158
All-Americans.....	159
UM, Regional and National Honors	160-161
ACC and BIG EAST Honors.....	162-164
All-Time vs. AP Ranked Opponents	165-167
Miami vs. Ranked Opponents	168-171
Miami in the Polls	172
AP Ranked Matchups	173
Miami as a Top-25 Team.....	174-176
All-Time Letter Winners	177-179
UM Sports Hall of Fame Inductees.....	180
Team Captains.....	180
1984-85 Practice Team.....	180
Miami Basketball History.....	181-192



YEAR-BY-YEAR COACHING RECORDS - 1926-71

Season	Coach	Overall	Pct.	Pts UM	Scored Opp	Postseason Record
1926-27%	Art Webb	7-1 (.875) record with 348-110 margin, but does not count for all-time program record				
1927-28	Art Webb	8-4	.667	406	310	
1928-29	Tom McCann	13-6	.684	670	419	
1929-30		No team				
1930-31	Art Webb	3-7	.300	252	331	
1931-32#	Tom McCann	17-1 (.944) record with 816-456 margin, but does not count for all-time program record				
1932-38		No team				
1938-39	Hart Morris	4-6	.400	372	422	
1939-40	Hart Morris	8-12	.400	716	824	
1940-41	Hart Morris	10-6	.625	707	654	
1941-42	Hart Morris	9-7	.563	628	570	
1942-45		No team (World War II)				
1945-46	W.H. Steers	8-5	.615	560	568	
1946-47	Hart Morris	20-7	.769	1,400	1,192	
1947-48	Hart Morris	11-7	.611	997	902	
1948-49&	Hart Morris	19-8	.704	1,633	1,515	
1949-50	Hart Morris	14-9	.609	1,446	1,393	
1950-51	Hart Morris	10-12	.455	1,487	1,520	
1951-52	Hart Morris	14-8	.636	1,687	1,438	
1952-53	Dave Wike	9-12	.429	1,503	1,502	
1953-54@	Dave Wike	5-10	.333	1,015	1,161	
1954-55=	Bruce Hale	9-11	.450	1,555	1,544	
1955-56	Bruce Hale	14 -12	.539	2,170	2,115	
1956-57	Bruce Hale	13-13	.500	2,029	2,167	
1957-58	Bruce Hale	14-8	.636	1,741	1,641	
1958-59	Bruce Hale	18-7	.720	2,190	2,029	
1959-60	Bruce Hale	23-4	.852	2,427	2,192	NCAA 0-1
1960-61	Bruce Hale	20-7	.741	2,230	2,036	NIT 0-1
1961-62	Bruce Hale	14-12	.539	2,069	2,045	
1962-63	Bruce Hale	23-5	.821	2,509	2,201	NIT 1-1
1963-64	Bruce Hale	20-7	.741	2,575	2,352	NIT 0-1
1964-65	Bruce Hale	22-4	.846	2,558	2,190	
1965-66	Bruce Hale	15-11	.577	2,271	2,208	
1966-67	Bruce Hale	15-11	.577	2,126	2,091	
1967-68	Ron Godfrey	17-11	.607	2,368	2,419	
1968-69	Ron Godfrey	14-10	.583	1,985	2,048	
1969-70	Ron Godfrey	9-17	.346	2,293	2,521	
1970-71	Ron Godfrey	7-19	.269	2,143	2,373	
1927-71	33 seasons	432-295	.594	52,718	50,893	NIT 1-3 / NCAA 0-1

Non-Division I record of 99-77 with a 7,723-7,353 scoring margin over 11 seasons

1971-85 No team

- % Played only freshman opponents in first season; does not count towards all-time program numbers
- # Played no senior colleges; does not count towards all-time program numbers
- & First year at Division I level (T-No. 21 in victories and T-No. 22 in winning percentage all-time for a program in its first DI season)
- @ Dropped down from the Division I level
- = Returned to the Division I level

NOTE: Miami's 183 victories from 1959-60 to 1960-69 placed No. 17 in the nation during the decade of the 1960s



YEAR-BY-YEAR COACHING RECORDS - 1985-PRESENT

Season	Coach	Overall	Pct.	Pts UM	Pts Opp	Conference				Postseason Record
						Conf.	Record	Finish ^A	Tourn.	
1985-86	Bill Foster	14-14	.500	2,006	2,131					
1986-87	Bill Foster	15-16	.491	2,332	2,335					
1987-88	Bill Foster	17-14	.548	2,453	2,400					
1988-89	Bill Foster	19-12	.613	2,809	2,778					
1989-90	Bill Foster	13-15	.464	2,014	2,132					
1990-91	Leonard Hamilton	9-19	.321	2,027	2,078					
1991-92	Leonard Hamilton	8-24	.250	1,941	2,160	BE	1-17	10 / 10	1-1	
1992-93	Leonard Hamilton	10-17	.370	1,929	2,004	BE	7-11	9 / 9	0-1	
1993-94	Leonard Hamilton	7-20	.259	1,690	1,909	BE	0-18	10 / 10	0-1	
1994-95	Leonard Hamilton	15-13	.536	1,831	1,888	BE	9-9	5 / 5	0-1	NIT 0-1
1995-96	Leonard Hamilton	15-13	.536	1,883	1,873	BE+	8-10	7 (4 BE7) / 7	1-1	
1996-97	Leonard Hamilton	16-13	.552	1,887	1,821	BE+	9-9	t7 (4 BE7) / 7	1-1	NIT 0-1
1997-98	Leonard Hamilton	18-10	.642	1,962	1,836	BE+	11-7	t4 (2 BE7) / 4	0-1	NCAA 0-1
1998-99	Leonard Hamilton	23-7	.767	2,178	1,950	BE	15-3	2 / 2	1-1	NCAA 1-1
1999-00	Leonard Hamilton	23-11	.676	2,346	2,127	BE	13-3	t1 / 2	1-1	NCAA 2-1
2000-01	Perry Clark	16-13	.552	2,039	1,963	BE+	8-8	t6 (3 E) / E4	0-1	NIT 0-1
2001-02	Perry Clark	24-8	.750	2,395	2,156	BE+	10-6	t3 (2 E) / E2	1-1	NCAA 0-1
2002-03	Perry Clark	11-17	.393	1,956	1,924	BE+	4-12	t12 (t6 E) / E6	0-1	
2003-04	Perry Clark	14-16	.467	2,148	2,067	BE	4-12	t12	DNQ	
2004-05	Frank Haith	16-13	.551	2,071	2,020	ACC	7-9	t6 / 6	0-1	NIT 0-1
2005-06	Frank Haith	18-16	.529	2,308	2,213	ACC	7-9	t7 / 8	1-1	NIT 2-1
2006-07	Frank Haith	12-20	.375	2,279	2,332	ACC	4-12	12 / 12	1-1	
2007-08	Frank Haith	23-11	.676	2,542	2,309	ACC	8-8	t5 / 5	1-1	NCAA 1-1
2008-09	Frank Haith	19-13	.594	2,325	2,123	ACC	7-9	t7 / 9	0-1	NIT 1-1
2009-10	Frank Haith	20-13	.606	2,390	2,136	ACC	4-12	12 / 12	2-1	
2010-11	Frank Haith	21-15	.583	2,579	2,433	ACC	6-10	9 / 9	1-1	NIT 2-1
2011-12	Jim Larrañaga	20-13	.606	2,332	2,181	ACC	9-7	t4 / 6	1-1	NIT 1-1
2012-13	Jim Larrañaga	29-7	.806	2,509	2,181	ACC	15-3	1 / 1	3-0	NCAA 2-1
2013-14	Jim Larrañaga	17-16	.515	2,209	1,964	ACC	7-11	10 / 10	1-1	
2014-15	Jim Larrañaga	25-13	.658	2,592	2,404	ACC	10-8	t6 / 6	1-1	NIT 4-1
2015-16	Jim Larrañaga	27-8	.771	2,633	2,359	ACC	13-5	t2 / 3	1-1	NCAA 2-1
2016-17	Jim Larrañaga	21-12	.636	2,278	2,116	ACC	10-8	t7 / 9	1-1	NCAA 0-1
2017-18	Jim Larrañaga	22-10	.686	2,361	2,173	ACC	11-7	t3 / 3	0-1	NCAA 0-1
2018-19	Jim Larrañaga	14-18	.438	2,297	2,275	ACC	5-13	t11 / 12	1-1	
2019-20	Jim Larrañaga	15-16	.484	2,207	2,270	ACC	7-13	t10 / 9	0-1	canceled
2020-21	Jim Larrañaga	10-17	.370	1,794	1,916	ACC	4-15	t3 / 13	2-1	
2021-22	Jim Larrañaga	26-11	.703	2,736	2,603	ACC	14-6	4 / 4	1-1	NCAA 3-1
2022-23	Jim Larrañaga	29-8	.784	2,925	2,661	ACC	15-5	t1 / 1	1-1	NCAA 4-1
1985-pres. 38 seasons		671-522	.562	85,193	82,201	NIT 10-9 / NCAA 15-11				
All-Time 71 seasons		1,103-817	.574	140,259	133,154	NIT 11-12 / NCAA 15-12				

+ The BIG EAST had divisions these years (overall and division finishes are both listed)

^A Overall Finish / Conference Tournament Seed

Coach, Seasons	Years	Won	Lost	Pct.	Coach, Seasons	Win Pct.
Art Webb, 2 seasons*	1927-28, 1930-31	11	11	.500	Tom McCann, 1*	.684
Tom McCann, 1 season*	1928-29	13	6	.684	Bruce Hale, 13	.663
Hart Morris, 10 seasons	1938-42, 1946-52	119	82	.592	Jim Larrañaga, 12	.631
W.H. Steers, 1 season	1945-46	8	5	.615	W.H. Steers, 1	.615
Dave Wike, 2 seasons	1952-54	14	22	.389	Hart Morris, 10	.592
Bruce Hale, 13 seasons	1954-67	220	112	.663	Frank Haith, 7	.561
Ron Godfrey, 4 seasons	1967-71	47	57	.452	Perry Clark, 4	.546
Bill Foster, 5 seasons	1985-90	78	71	.523	Bill Foster, 5	.523
Leonard Hamilton, 10 seasons	1990-2000	144	147	.495	Art Webb, 2*	.500
Perry Clark, 4 seasons	2000-04	65	54	.546	Leonard Hamilton, 10	.495
Frank Haith, 7 seasons	2004-11	129	101	.561	Ron Godfrey, 4	.452
Jim Larrañaga, 12 seasons	2011-present	255	149	.631	Dave Wike, 2	.389
Totals, 71 seasons	1927-present	1,103	817	.574		

* Coached one additional season against non-senior varsity competition that does not count towards record

YEAR-BY-YEAR RECORDS BY LOCATION

PRE-REBIRTH (1927-71)

Season	Overall	Home	Away	Neutral
1926-27%	7-1 (7-1 home), but does not count			
1927-28	8-4	6-1	2-3	0-0
1928-29	13-6	12-4	1-2	0-0
1929-30	No team			
1930-31	3-7	2-3	1-4	0-0
1931-32#	17-1 (H/A/N unknown), but does not count			
1932-38	No team			
1938-39	4-6	3-3	1-3	0-0
1939-40	8-12	4-4	4-8	0-0
1940-41	10-6	7-5	3-1	0-0
1941-42	9-7	7-2	2-5	0-0
1942-45	No team (World War II)			
1945-46	8-5	5-5	3-0	0-0
1946-47	20-7	12-4	8-3	0-0
1947-48	11-7	5-4	6-3	0-0
1948-49&	19-8	14-5	5-2	0-1
1949-50	14-9	12-5	2-4	0-0
1950-51	10-12	8-6	2-6	0-0
1951-52	14-8	10-5	4-2	0-1
1952-53	9-12	8-5	1-7	0-0
1953-54@	5-10	3-6	2-4	0-0
1954-55=	9-11	5-7	3-3	1-1
1955-56	14-12	10-5	4-5	0-2
1956-57	13-13	9-8	4-5	0-0
1957-58	14-8	9-3	5-3	0-2
1958-59	18-7	13-1	4-4	1-2
1959-60	23-4	12-2	11-1	0-1
1960-61	20-7	15-0	5-6	0-1
1961-62	14-12	9-7	5-5	0-0
1962-63	23-5	13-1	9-3	1-1
1963-64	20-7	13-2	7-4	0-1
1964-65	22-4	14-1	8-3	0-0
1965-66	15-11	12-2	3-9	0-0
1966-67	15-11	9-4	5-6	1-1
1967-68	17-11	12-1	5-10	0-0
1968-69	14-10	9-4	3-4	2-2
1969-70	9-17	6-7	3-10	0-0
1970-71	7-19	7-6	0-12	0-1

1927-71

33 seasons 432-295 295-128 131-150 6-17

Non-Division I record of 99-77 (66-41 H, 33-36 A, 0-0 N)

% Played only freshman opponents in first season; does not count towards all-time program numbers

Played no senior colleges; does not count towards all-time program numbers

& First year at Division I level (T-No. 21 in victories and T-No. 22 in winning percentage all-time for a program in its first DI season)

@ Dropped down from the Division I level

= Returned to the Division I level

SINCE REBIRTH (1985-present)

Season	Overall	Home	Away	Neutral
1985-86	14-14	12-6	1-8	1-0
1986-87	15-16	9-8	1-7	5-1
1987-88	17-14	11-7	3-5	3-2
1988-89	19-12	12-5	2-6	5-1
1989-90	13-15	11-5	2-8	0-2
1990-91	9-19	8-7	0-11	1-1
1991-92	8-24	4-10	0-11	4-3
1992-93	10-17	10-5	0-10	0-2
1993-94	7-20	5-10	2-9	0-1
1994-95	15-13	11-4	4-8	0-1
1995-96	15-13	12-4	2-8	1-1
1996-97	16-13	12-3	3-9	1-1
1997-98	18-10	11-3	7-5	0-2
1998-99	23-7	10-2	10-4	3-1
1999-00	23-11	11-4	8-3	4-4
2000-01	16-13	12-3	4-8	0-2
2001-02	24-8	13-2	5-4	6-2
2002-03	11-17	9-5	2-10	0-2
2003-04	14-16	10-8	3-6	1-2
2004-05	16-13	11-5	5-6	0-2
2005-06	18-16	11-5	4-8	3-3
2006-07	12-20	8-7	3-9	1-4
2007-08	23-11	14-2	4-6	5-3
2008-09	19-13	12-4	5-7	2-2
2009-10	20-13	12-4	2-8	6-1
2010-11	21-15	13-4	4-9	4-2
2011-12	20-13	14-4	5-8	1-1
2012-13	29-7	14-1	10-3	5-3
2013-14	17-16	8-8	7-6	2-2
2014-15	25-13	12-6	8-4	5-3
2015-16	27-8	15-1	6-5	6-2
2016-17	21-12	14-2	4-6	3-4
2017-18	22-10	11-3	8-4	3-3
2018-19	14-18	11-5	0-10	3-3
2019-20	15-16	9-5	4-8	2-3
2020-21	10-17	7-8	1-8	2-1
2021-22	26-11	10-5	10-2	6-4
2022-23	29-8	16-1	7-4	6-3

1985-pres.

38 seasons 671-522 415-181 156-251 100-80
All-Time

71 seasons 1,103-817 410-309 287-411 106-97



NCAA TOURNAMENT HISTORY

1959-60* Mideast Region (First Round)

3/8/60 vs. *Western Kentucky L 107-84 Lexington, Ky.

*No team seeds in 1959-60

1997-98 No. 11 seed — South Region (First Round)

3/13/98 vs. No. 6 UCLA L 65-62 Atlanta, Ga.

1998-99 No. 2 seed — East Region (Second Round)

3/12/99 vs. No. 15 Lafayette W 75-54 Boston, Mass.

3/14/99 vs. No. 10 Purdue L 73-63 Boston, Mass.

1999-2000 No. 6 seed — South Region (Sweet 16)

3/17/00 vs. No. 11 Arkansas W 75-71 Nashville, Tenn.

3/19/00 vs. No. 3 Ohio State W 75-62 Nashville, Tenn.

3/24/00 vs. No. 7 Tulsa L 80-71 Austin, Texas

2001-02 No. 5 seed — West Region (First Round)

3/14/02 vs. No. 12 Missouri L 93-80 Albuquerque, N.M.

2007-08 No. 7 seed — South Region (Second Round)

3/21/08 vs. No. 10 St. Mary's (CA) W 78-64 Little Rock, Ark.

3/23/08 vs. No. 2 Texas L 75-72 Little Rock, Ark.

2012-13 No. 2 seed — East Region (Sweet 16)

3/22/13 vs. No. 15 Pacific W 78-49 Austin, Texas

3/24/13 vs. No. 7 Illinois W 63-59 Austin, Texas

3/28/13 vs. No. 3 Marquette L 71-61 Washington, D.C.

2015-16 No. 3 seed — South Region (Sweet 16)

3/17/16 vs. No. 14 Buffalo W 79-72 Providence, R.I.

3/19/16 vs. No. 11 Wichita State W 65-57 Providence, R.I.

3/24/16 vs. No. 2 Villanova L 92-69 Louisville, Ky.

2016-17 No. 8 seed — Midwest Region (First Round)

3/17/17 vs. No. 9 Michigan State L 78-58 Tulsa, Okla.

2017-18 No. 6 seed — South Region (First Round)

3/15/18 vs. No. 11 Loyola Chicago L 64-62 Dallas, Texas

2021-22 No. 10 seed — Midwest Region (Elite Eight)

3/18/22 vs. No. 7 Southern Cal W 68-66 Greenville, S.C.

3/20/22 vs. No. 2 Auburn W 79-61 Greenville, S.C.

3/25/22 vs. No. 11 Iowa State W 70-56 Chicago, Ill.

3/27/22 vs. No. 1 Kansas L 76-50 Chicago, Ill.

2022-23 No. 5 seed — Midwest Region (Final Four)

3/17/23 vs. No. 12 Drake W 63-56 Albany, N.Y.

3/19/23 vs. No. 4 Indiana W 85-69 Albany, N.Y.

3/24/23 vs. No. 1 Houston W 89-75 Kansas City, Mo.

3/26/23 vs. No. 2 Texas W 88-81 Kansas City, Mo.

4/1/23 vs. No. 4 Connecticut L 72-59 Houston, Texas

NCAA Tournament

NCAA Appearances: 12

Overall Record: 15-12

Sweet 16 Appearances: 5

Elite Eight Appearances: 2

Final Four Appearances: 1

By Round	W	L	Pct.	First	Last
First Round	7	5	.583	1998	2023
Second Round	5	2	.714	1999	2023
Sweet 16	2	3	.400	2000	2023
Elite Eight	1	1	.500	2022	2023
Final Four	0	1	.000	2023	2023

Record

By Opponent	W	L
Arkansas	1	0
Auburn	1	0
Buffalo	1	0
Connecticut	0	1
Drake	1	0
Houston	1	0
Iowa State	1	0
Indiana	1	0
Illinois	1	0
Kansas	0	1
Lafayette	1	0
Loyola Chicago	0	1
Marquette	0	1
Michigan State	0	1
Missouri	0	1
Ohio State	1	0
Pacific	1	0
Purdue	0	1
St. Mary's (CA)	1	0
Southern Cal	1	0
Texas	1	1
Tulsa	0	1
UCLA	0	1
Villanova	0	1
Western Kentucky	0	1
Wichita State	1	0

By Opponent Conference (at time of game)

	W	L
American	1	0
Big 12	2	3
BIG EAST	0	3
Big Ten	3	2
Big West	1	0
MAC	1	0
Missouri Valley	2	1
Ohio Valley	0	1
PAC-12	1	1
Patriot	1	0
SEC	2	0
WAC	0	1
West Coast	1	0

By Miami's Seed

	W	L
No. 2	3	2
No. 3	2	1
No. 5	4	2
No. 6	2	2
No. 7	1	1
No. 8	0	1
No. 10	3	1
No. 11	0	1

By Opponent Seed

	W	L
No. 1	1	1
No. 2	2	2
No. 3	1	1
No. 4	1	1
No. 6	0	1
No. 7	2	1
No. 9	0	1
No. 10	1	1
No. 11	3	1
No. 12	1	1
No. 14	1	0
No. 15	2	0

NCAA TOURNAMENT TEAMS

1959-60

NCAA Tournament

Season Record: 23-4

Bruce Hale, Head Coach

12/1	Rollins	W	110-86
12/3	Jacksonville	W	106-98
12/5	Tampa	W	98-65
12/9	at Houston	W	72-63
12/10	at Centenary	L	77-84
12/12	at Loyola (La.)	W	86-70
12/14	Murray State	W	92-80
12/19	Florida	W	79-77
12/21	at Miami (Ohio)	W	83-78
12/28	vs. BYU ^	W	110-93
12/29	vs. Xavier ^	W	87-69
1/2	South Carolina	W OT	107-106
1/7	at Iona	W	69-67
1/13	at Jacksonville	W OT	78-70
1/14	at Florida	W	70-65
1/16	at Florida State	W	93-91
1/23	Houston	L	79-88
1/29	Oklahoma City	W	97-84
2/2	at Rollins	W	90-79
2/3	at Tampa	W	74-73
2/4	at Stetson	W	94-86
2/6	at Florida Southern	W	88-71
2/11	Stetson	L	72-73
2/18	Florida Southern	W	121-85
2/22	Kentucky Wesleyan	W	104-95
2/27	Florida State	W	107-89
3/8	vs. Western Kentucky\$	L	84-107
Season Totals			2427-2192

^ Hurricane Classic

\$ NCAA Tournament (Lexington, Ky.)

NO.	PLAYER	POS.	YR.
11	Dave Landis	G	JR
12	Ron Godfrey	F	JR
13	Dick Hickox	G	JR
14	Dod Hammond	F	SO
15	Harry Manushaw	C	JR
20	Bruce Applegate	F	JR
22	Martin Snider	G	JR
23	Ken Allen	G	SO
24	Chris Stavreti	G	SO
25	Julie Cohen	G	SO
31	Jack Spisak	F	SO
32	Bruce Shapiro	G	SO

1997-98

NCAA Tournament

Season Record: 18-10 (11-7 BIG EAST)

Leonard Hamilton, Head Coach

11/14	at Southern Illinois	W	73-61
11/16	Florida Atlantic	W	69-47
11/21	Charlotte	W	89-72
11/24	Eastern Kentucky	W	86-64
11/29	at Jacksonville	W	74-70
12/2	Rutgers*	W	63-55
12/6	Georgetown*	W	66-56
12/12	Georgia State	W	80-64
12/22	at Memphis	W	65-57
12/27	Georgia Tech+	L	61-69
12/31	at Seton Hall*	W	78-65
1/3	at Pittsburgh*	W	73-65
1/6	Connecticut*	W	76-67
1/10	at West Virginia*	L	84-98
1/13	at St. John's*	L	64-73
1/18	at Syracuse*	L	67-85
1/22	Villanova*	W	78-63
1/28	at Boston College*	W	67-57
1/31	at Villanova*	L	75-78
2/4	Providence*	W	64-54
2/10	Syracuse*	L	63-72
2/14	Notre Dame*	W	66-57
2/18	at Providence*	L	57-59
2/22	at Notre Dame*	W	65-59
2/24	Seton Hall*	L	71-76
2/28	West Virginia*	W	70-66
3/4	vs. Georgetown#	L	56-62
3/13	vs. UCLA\$	L	62-65
Season Totals:			1962-1836

* BIG EAST Game

+ Orange Bowl Classic (Miami, Fla.)

BIG EAST Tournament (New York, N.Y.)

\$ NCAA Tournament (Atlanta, Ga.)

NO.	PLAYER	POS.	YR.
3	Mike Byars-Dawson	G	FR
10	Kevin Norris	G	SR
11	Jeremiah Schlie	F	FR
13	Steve Frazier	G	SR
14	Todd Manuel	G	FR
15	Nick Donovan	F	JR
20	Charles Wiseman	G	SO
21	Mike Curcio	G	JR
22	Jaime Waggoner	G	SR
30	Vernon Jennings	G/F	SO
31	Johnny Hemsley	G/F	SO
32	Lucas Barnes	G/F	SO
34	Dwayne Wimbley	F	FR
40	Tim James	F	JR
44	Elton Tyler	F	FR
51	Mario Bland	F	SO



NCAA TOURNAMENT TEAMS

1998-99

NCAA Tournament — Second Round
Season Record: 23-7 (15-3 BIG EAST)
Leonard Hamilton, Head Coach

11/13	at Florida Atlantic	W	97-73
11/23	at Charlotte	L	59-66
11/27	Northern Iowa	W	78-69
12/5	at Kentucky	L	65-74
12/8	Boston College*	W	77-64
12/11	UCF	W	66-56
12/18	at Georgia State	W	76-55
12/22	Memphis	W	80-64
12/27	vs. Ohio State+	W	72-64
12/30	at Georgetown*	W	64-63
1/6	St. John's*	W	84-79
1/9	Notre Dame*	L	68-71
1/13	at Rutgers*	W	74-62
1/16	at West Virginia*	W	64-55
1/20	Connecticut*	L	68-70
1/24	at Boston College*	W	75-67
1/27	Seton Hall*	W	77-71
1/30	at Pittsburgh*	L	54-60
2/3	at St. John's*	W	73-70
2/6	Georgetown*	W	71-58
2/8	at Syracuse*	W	76-63
2/13	at Providence*	W	69-65
2/16	Villanova*	W	103-82
2/20	at Connecticut*	W	73-71
2/23	Pittsburgh*	W	85-52
2/27	Rutgers*	W	68-63
3/4	vs. Georgetown#	W	65-54
3/5	vs. St. John's#	L	59-62
3/12	vs. Lafayette\$	W	75-54
3/14	vs. Purdue\$	L	63-73
Season Totals:			2178-1950

* BIG EAST Game

+ Orange Bowl Classic (Sunrise, Fla.)

BIG EAST Tournament (New York, N.Y.)

\$ NCAA Tournament (Boston, Mass.)

NO.	PLAYER	POS.	YR.
3	Mike Byars-Dawson	G	SO
4	Michael Simmons	G	FR
5	John Salmons	F	FR
11	Jeremiah Schlie	F	SO
13	João Paulo Coelho	G	FR
14	Todd Manuel	G	SO
15	Nick Donovan	F	SR
30	Vernon Jennings	G/F	JR
31	Johnny Hemsley	G/F	JR
34	Dwayne Wimbley	F	SO
40	Tim James	F	SR
42	Kevin Houston	G/F	JR
44	Elton Tyler	F	SO
51	Mario Bland	F	JR

1999-2000

NCAA Tournament — Sweet 16
Season Record: 23-11 (13-3 BIG EAST)
BIG EAST Regular Season Co-Champions
Leonard Hamilton, Head Coach

11/19	at UCF	W	81-54
11/23	[/24] Monmouth	W	67-46
11/30	[/25] Bethune-Cookman	W	102-75
12/4	at Memphis	L	72-82
12/7	Charlotte	L	65-75
12/11	Hartford	W	97-61
12/18	vs. #7/9 North Carolina+	L	78-68
12/20	vs. Louisiana^	L	60-66
12/21	vs. Detroit^	W	68-64
12/22	vs. Illinois State^	L	78-87
12/27	Florida Atlantic	W	89-52
12/29	Quinnipiac	W	80-66
1/5	West Virginia*	W	66-58
1/8	#7/8 Syracuse*	L	55-67
1/11	at Seton Hall*	W	71-64
1/15	at Georgetown*	L	61-65
1/17	at Villanova*	W	67-66
1/22	Boston College*	W	62-54
1/25	at Notre Dame*	W	63-49
1/29	#16/18 Kentucky	L	57-60
2/1	Pittsburgh*	W	64-60
2/5	at Rutgers*	W	58-52
2/7	Georgetown*	W	77-55
2/16	Providence*	L	45-47
2/19	at #18/18 Connecticut*	W	63-57
2/22	at West Virginia*	W	68-50
2/26	Notre Dame*	W	55-52
2/29	at Pittsburgh*	W	74-66
3/5	#18/21 St. John's*	W	74-70
3/9	[23] vs. Notre Dame#	W	61-58
3/10	[23] vs. #19/20 St. John's#	L	57-58
3/17	[23/25] vs. Arkansas\$	W	75-71
3/19	[23/25] vs. #8/8 Ohio State\$	W	75-62
3/24	[23/25] vs. #18/19 Tulsa\$	L	71-80
Season Totals:			2346-2127

* BIG EAST Game

+ Orange Bowl Classic (Sunrise, Fla.)

^ San Juan Shootout (San Juan, P.R.)

BIG EAST Tournament (New York, N.Y.)

\$ NCAA Tournament (Nashville, Tenn.)

\$\$ NCAA Tournament (Austin, Texas)

NO.	PLAYER	POS.	YR.
0	Leroy Hurd	G/F	FR
3	Michael Simmons	G	SO
11	Jerry Schlie	F	JR
13	João Paulo Coelho	G	SO
25	Elton Tyler	F	JR
30	Vernon Jennings	G/F	SR
31	Johnny Hemsley	G/F	SR
33	James Jones	F	FR
34	Dwayne Wimbley	F	JR
45	John Salmons	F	SO
51	Mario Bland	F	JR



NCAA TOURNAMENT TEAMS

2001-02

NCAA Tournament

Season Record: 24-8 (10-6 BIG EAST)

Perry Clark, Head Coach

11/18	vs. Eastern Michigan ^	W	93-56
11/19	vs. UAB ^	W	81-79
11/20	vs. Clemson ^	W	67-65
11/24	Lafayette	W	79-69
11/26	Florida Atlantic	W	74-48
11/29	Howard	W	87-71
12/3	FIU	W	77-59
12/8	at Texas A&M	W	64-55
12/15	vs. #21/24 Indiana+	W	58-53
12/18	Florida A&M	W	90-62
12/22	Charlotte	W	64-56
12/27	[24/23] at LSU	W	68-61
12/30	[24/23] St. Francis (PA)	W	71-48
1/2	[21] at #23/24 Georgetown*	W	79-71
1/5	[21] at Connecticut*	L	75-76
1/8	[21/20] at St. John's*	L	60-71
1/12	[21/20] at Virginia Tech*	W	77-68
1/15	[24/20] Pittsburgh*	W 2OT	76-69
1/19	[24/20] Providence*	W OT	102-96
1/24	[22/19] Villanova*	W	76-58
1/29	[15/16] Boston College*	L	65-70
2/2	[15/16] #17/22 Connecticut*	W	68-66
2/5	[12/11] at Villanova*	W	65-56
2/10	[12/11] at Boston Coll.*	L	63-76
2/13	[13/11] St. John's*	W	79-56
2/17	[13/11] at Rutgers*	L	61-64
2/23	[17/13] Notre Dame*	L	77-90
2/26	[22/18] at Providence*	W	81-65
3/2	[22/18] Virginia Tech*	W	83-77
3/7	[21] vs. Georgetown #	W	84-76
3/8	[21] vs. #7 Pittsburgh #	L	71-76
3/14	[21] vs. Missouri\$	L	80-93
Season Totals:			2395-2156

* BIG EAST Game

^ Virgin Islands Paradise Jam (St. Thomas, U.S.V.I.)

+ Orange Bowl Classic (Miami, Fla.)

BIG EAST Tournament (New York, N.Y.)

\$ NCAA Tournament (Albuquerque, N.M.)

2007-08

NCAA Tournament — Second Round

Season Record: 23-11 (8-8 ACC)

Frank Haith, Head Coach

11/9	Florida Southern	W	104-61
11/15	vs. Marist ^	W	85-61
11/16	vs. VCU ^	W	69-63
11/18	vs. Providence ^	W	64-58
11/24	Morgan State	W	55-51
11/28	Alabama State	W	83-74
12/2	St. John's	W	66-47
12/8	at Florida International	W	67-53
12/13	at Mississippi State	W	64-58
12/17	[22] Stetson	W	89-53
12/20	[22] North Florida	W	85-63
12/23	[22] North Carolina A&T	W	95-64
12/29	[19] vs. Winthrop+	L	70-76
1/2	Penn	W	88-62
1/12	[25] Georgia Tech*	W	78-68
1/15	[21/24] at Boston College*	L	66-76
1/19	[21/24] at NC State*	L OT	77-79
1/23	#5/4 North Carolina*	L	82-98
1/27	#25 Clemson*	W	75-72
1/29	at Wake Forest*	L	68-70
2/2	at #3/3 Duke*	L	73-88
2/6	Florida State*	L	55-62
2/9	at Virginia Tech*	W	74-71
2/17	at Georgia Tech*	W	64-63
2/20	#5/4 Duke*	W	96-95
2/23	Maryland*	W	78-63
2/27	at Clemson*	L	69-79
3/1	Virginia*	W	95-93
3/5	Boston College*	W	74-61
3/8	at Florida State*	L OT	72-75
3/13	vs. NC State #	W	63-50
3/14	vs. Virginia Tech #	L	49-63
3/21	vs. St. Mary's (CA)\$	W	78-64
3/23	vs. #7/7 Texas\$	L	72-75
Season Totals:			2542-2309

* ACC Game

^ Puerto Rico Tip-Off (San Juan, P.R.)

+ Orange Bowl Classic (Sunrise, Fla.)

ACC Tournament (Charlotte, N.C.)

\$ NCAA Tournament (Little Rock, Ark.)

NO.	PLAYER	POS.	YR.
1	Michael Simmons	G	JR
2	Kahleaf Watson	G	FR
4	Marcus Barnes	G	SO
5	John Salmons	F	SR
10	Brandon Okpalobi	G	SO
11	Jerry Schlie	F	SR
12	Rafael Berumen	F/C	JR
13	Paulo Coelho	G	JR
14	Rodrigue Djahue	F	SO
20	Danny Marakovits	G	SO
21	Darius Rice	F	SO
25	Elton Tyler	F/C	SR
33	James Jones	F	JR
34	William Frisby	F	SO

NO.	PLAYER	POS.	YR.
00	Jimmy Graham	F	JR
1	Lance Hurdle	G	JR
5	Eddie Rios	G	FR
10	Landon Glover	G	SR
21	Dwayne Collins	F	SO
22	Fabio Nass	F	SR
23	James Dews	G	SO
25	Jonathan Stratton	G	SR
30	Adrian Thomas	F	RSO
32	Brian Asbury	F	JR
33	Jack McClinton	G	JR
42	Raymond Hicks	F	SR
50	Anthony King	C	RSR

NCAA TOURNAMENT TEAMS

2012-13

NCAA Tournament — Sweet 16
Season Record: 29-7 (15-3 ACC)
Jim Larrañaga, Head Coach

11/9	Stetson	W	87-79
11/13	at Florida Gulf Coast	L	51-63
11/16	Jacksonville	W	73-57
11/24	Detroit	W	77-62
11/28	#13/14 Michigan State@	W	67-59
12/1	at UMass	W	75-62
12/14	Charlotte	W	77-46
12/18	at UCF	W	72-50
12/22	vs. Hawaii ^	W	73-58
12/23	vs. #4/5 Arizona ^	L	50-69
12/25	vs. Indiana State ^	L OT	55-57
1/2	La Salle	W	76-59
1/5	at Georgia Tech*	W	62-49
1/10	at North Carolina*	W	68-59
1/13	Maryland*	W	54-47
1/16	at Boston College*	W	60-59
1/23	[25] #1/1 Duke*	W	90-63
1/27	[25] Florida State*	W	71-47
1/30	[14/15] at Virginia Tech*	W	73-64
2/2	[14/15] at #19/19 NC State*	W	79-78
2/5	[8/11] Boston College*	W	72-50
2/9	[8/11] North Carolina*	W	87-61
2/13	[3/4] at Florida State*	W	74-68
2/17	[3/4] at Clemson*	W	45-43
2/19	[2/2] Virginia*	W	54-50
2/23	[2/2] at Wake Forest*	L	65-80
2/27	[5/7] Virginia Tech*	W	76-58
3/2	[5/7] at #3/3 Duke*	L	76-79
3/6	[6/7] Georgia Tech*	L	69-71
3/9	[6/7] Clemson*	W	62-49
3/15	[9/10] Boston College #	W	69-58
3/16	[9/10] NC State #	W	81-71
3/17	[9/10] North Carolina #	W	87-77
3/22	[5/4] Pacific\$	W	78-49
3/24	[5/4] Illinois\$	W	63-59
3/28	[5/4] #15/16 Marquette\$\$	L	61-71

* ACC Game

^ Diamond Head Classic (Honolulu, Hawaii)

@ ACC/Big Ten Challenge

ACC Tournament (Greensboro, N.C.)

\$ NCAA Tournament (Austin, Texas)

\$\$ NCAA Tournament (Washington, D.C.)

NO.	PLAYER	POS.	YR.
0	Shane Larkin	G	SO
1	Durand Scott	G	SR
3	Steve Sorenson	G	FR
4	Trey McKinney Jones	G	SR
10	Raphael Akpejori	F	JR
12	Justin Heller	G	JR
15	Rion Brown	G	JR
21	Erik Swoope	F	JR
23	Tonye Jekiri	C	FR
25	Garrius Adams	G	SR
35	Kenny Kadji	F/C	SR
42	Reggie Johnson	C	SR
45	Julian Gamble	F/C	SR

2015-16

NCAA Tournament — Sweet 16
Season Record: 27-8 (13-5 ACC)
Jim Larrañaga, Head Coach

11/13	UT Rio Grande Valley	W	86-59
11/16	Louisiana	W	93-77
11/19	vs. Mississippi State ^	W	105-79
11/20	vs. No. 16 Utah ^	W	90-66
11/22	vs. No. 22/20 Butler ^	W	85-75
11/27	[15/19] Northeastern	L	77-78
12/1	[21] at Nebraska@	W OT	77-72
12/5	[21] Charlotte	W	88-60
12/8	[17/20] Florida	W	66-55
12/19	[15/19] Coll. of Charleston	W	85-63
12/22	[13/16] at La Salle	W	95-49
12/29	[13/15] Princeton	W	76-64
1/2	[13/15] Syracuse*	W	64-51
1/9	[12/11] Florida State*	W	72-59
1/12	[8/9] at#13/11 Virginia*	L	58-66
1/16	[8/9] at Clemson*	L	65-76
1/20	[15/14] at Boston College*	W	67-53
1/23	[15/14] Wake Forest*	W	77-63
1/25	[15/13] No. 24/20 Duke*	W	80-69
1/30	[15/13] at RV NC State*	L	69-85
2/3	[17/15] RV Notre Dame*	W	79-70
2/7	[17/15] at Georgia Tech*	W	75-68
2/9	[12/11] -/RV Pittsburgh*	W	65-63
2/14	[12/11] at Florida State*	W	67-65
2/17	[11/10] Virginia Tech*	W	65-49
2/20	[11/10] at No. 5/4 UNC*	L	71-96
2/22	[12/11] No. 3 Virginia*	W	64-61
2/27	[12/11] No. 11/- Louisville*	W	73-65
3/2	[7] at RV Notre Dame*	W	68-50
3/5	[7] at Virginia Tech*	L	62-77
3/10	[11] #3 vs. #6 Virginia Tech #	W	88-82
3/11	[11] vs. #2 No. 3 Virginia #	L	68-73
3/17	[10/11] #3 vs. #14 Buffalo\$	W	79-72
3/19	[10/11] vs. #11 Wichita State\$	W	65-57
3/24	[10/11] vs. #2 No. 6 Villanova\$\$	L	69-92

* ACC Game

^ Puerto Rico Tip-Off (San Juan, P.R.)

@ Big Ten/ACC Challenge

ACC Tournament (Washington, D.C.)

\$ NCAA Tournament (Providence, R.I.)

\$\$ NCAA Tournament (Louisville, Ky.)

NO.	PLAYER	POS.	YR.
0	Ja'Quan Newton	G	SO
3	Anthony Lawrence Jr.	G	FR
5	Davon Reed	G	JR
10	Sheldon McClellan	G	RSR
12	James Palmer	G	SO
13	Angel Rodriguez	G	RSR
15	Ebuka Izundu	C	FR
20	Mike Robinson	G	FR
21	Kamari Murphy	F	RJR
23	Tonye Jekiri	C	SR
33	Ivan Cruz Uceda	F	SR
35	Chris Stowell	F	SR

NCAA TOURNAMENT TEAMS

2016-17

NCAA Tournament — First Round

Season Record: 21-12 (10-8 ACC)

Jim Larrañaga, Head Coach

11/11	Western Carolina	W	92-43
11/16	at North Florida	W	94-56
11/19	Penn	W	74-62
11/24	Stanford ^	W	67-53
11/25	#21/22 Iowa State ^	L	56-73
11/27	Florida ^	L	56-65
11/30	Rutgers@	W	73-61
12/3	Wofford %	W	74-57
12/6	South Carolina State	W	82-46
12/16	Florida Atlantic	W	76-56
12/22	George Washington>	W	72-64
12/28	Columbia	W	78-67
12/31	NC State*	W	81-63
1/4	at Syracuse*	L	55-70
1/12	#20 Notre Dame*	L	62-67
1/14	at Pittsburgh*	W	72-46
1/18	at Wake Forest*	L	79-96
1/21	at #18 Duke*	L	58-70
1/25	Boston College*	W	78-77
1/28	#9/6 North Carolina*	W	77-62
2/1	#15/16 Florida State*	L	57-75
2/4	at NC State*	W	84-79
2/8	Virginia Tech*	W	74-68
2/11	at #4 Louisville*	L	66-71
2/15	Georgia Tech*	W	70-61
2/18	Clemson*	W	71-65
2/20	at #18/19 Virginia*	W OT	54-48
2/25	#10/11 Duke*	W	55-50
2/27	[25] at Virginia Tech*	L	61-66
3/4	[25] at #15/17 Florida State*	L	57-66
3/8	vs. Syracuse #	W	62-57
3/9	vs. #6 North Carolina #	L	53-78
3/17	vs. Michigan State\$	L	58-78

* ACC Game

^ AdvoCare Invitational (Orlando, Fla.)

@ ACC/Big Ten Challenge

% Hoophall Miami Invitational (Miami, Fla.)

ACC Tournament (Brooklyn, N.Y.)

\$ NCAA Tournament (Tulsa, Okla.)

> 1,000th program victory

2017-18

NCAA Tournament — First Round

Season Record: 22-10 (11-7 ACC)

Jim Larrañaga, Head Coach

11/10	[13/12] Gardner-Webb	W	77-45
11/12	[13/12] Navy	W	89-55
11/16	[11/12] Florida A&M	W	90-59
11/22	[11/11] vs. La Salle+	W	57-46
11/25	[11/11] North Florida	W	86-65
11/29	[10/13] at #12/12 Minnesota@	W	86-81
12/2	[10/13] vs. Princeton%	W	80-52
12/5	[10/11] Boston University	W	69-54
12/16	[6/8] at George Washington	W	59-50
12/23	[6/7] at Hawai'i^	W	75-57
12/23	[6/7] vs. New Mexico State^	L	54-63
12/25	[15/16] vs. Middle Tennessee^	W	84-81
12/30	[15/16] at Pittsburgh*	W	67-53
1/3	[15/17] at Georgia Tech*	L	54-64
1/7	[15/17] #24/RV Florida State*	W	80-74
1/13	[18/19] at No. 19/17 Clemson*	L	63-72
1/15	[25/23] #5/5 Duke*	L	75-83
1/21	[25/23] at NC State*	W	86-81
1/24	[RV/24] Louisville*	W OT	78-75
1/27	[RV/24] at Florida State*	L OT	94-103
1/31	Pittsburgh*	W	69-57
2/3	at Virginia Tech*	W	84-75
2/7	[25/25] Wake Forest*	W	87-81
2/10	[25/25] at Boston College*	L	70-72
2/13	#1/3 Virginia*	L	50-59
2/17	Syracuse*	L	55-62
2/19	at Notre Dame*	W	77-74
2/24	Boston College*	W	79-78
2/27	at #9/9 North Carolina*	W	91-88
3/3	Virginia Tech*	W	69-68
3/8	[24/25] vs. #12/11 N. Carolina#	L	65-82
3/15	[22/24] vs. Loyola Chicago\$	L	62-64

* ACC Game

+ Reading, Pa.

@ Big Ten/ACC Challenge

% Hoophall Miami Invitational (Miami, Fla.)

^ Hawaiian Airlines Diamond Head Classic (Honolulu, Hawai'i)

ACC Tournament (Brooklyn, N.Y.)

\$ NCAA Tournament (Dallas, Texas)

NO.	PLAYER	POS.	YR.	NO.	PLAYER	POS.	YR.
0	Ja'Quan Newton	G	JR	0	Ja'Quan Newton	G	SR
2	Mike Robinson	G	SO	1	Dejan Vasiljevic	G	SO
3	Anthony Lawrence Jr.	G	SO	2	Chris Lykes	G	FR
4	Dejan Vasiljevic	G	FR	3	Anthony Lawrence II	G	JR
5	Davon Reed	G	SR	4	Lonnie Walker IV	G	FR
11	Bruce Brown	G	FR	5	Mike Robinson	G	SR
14	Rodney Miller	C	FR	10	Miles Wilson	G	SO
15	Ebuka Izundu	C	SO	11	Bruce Brown Jr.	G	SO
20	Dewan Huell	F	FR	14	Rodney Miller Jr.	C	SO
21	Kamari Murphy	F	RSR	15	Ebuka Izundu	C	JR
32	Sam Waardenburg	F	FR	20	Dewan Huell	F	SO
35	Chris Stowell	F	JR	21	Sam Waardenburg	F	FR
				22	Deng Gak	F	FR
				35	Chris Stowell	F	SR



NCAA TOURNAMENT TEAMS

2021-22

NCAA Tournament — Elite Eight
Season Record: 26-11 (14-6 ACC)
Jim Larrañaga, Head Coach

11/9	Canisius	W	77-67
11/13	UCF	L	89-95
11/16	at Florida Atlantic	W	68-66
11/21	Florida A&M	W	86-59
11/25	vs. Dayton [^]	L	60-76
11/26	vs. North Texas [^]	W	69-63
11/28	vs. #10/9 Alabama [^]	L	64-96
12/1	at Penn State [@]	W	63-58
12/4	Clemson*	W	80-75
12/8	Lipscomb	W	76-59
12/12	vs. Fordham%	W	72-66
12/20	Stetson	W	82-72
12/29	NC State*	W	91-83
1/1	Wake Forest*	W	92-84
1/5	Syracuse*	W	88-87
1/8	at #2/2 Duke*	W	76-74
1/11	at Florida State*	L	64-65
1/18	North Carolina*	W	85-57
1/22	Florida State*	L	60-61
1/26	at Virginia Tech*	W	78-75
1/29	at Georgia Tech*	W	73-62
2/2	Notre Dame*	L	64-68
2/5	at Virginia*	L	58-71
2/9	Georgia Tech*	W	79-70
2/12	at #RV/25 Wake Forest*	W	76-72
2/16	at Louisville*	W	70-63
2/19	Virginia*	W	71-74
2/22	at Pittsburgh*	W	85-64
2/26	Virginia Tech*	L	70-71
3/2	at Boston College* ^{<}	W	81-70
3/5	at Syracuse	W	75-72
3/10	vs. Boston College#	W OT	71-69
3/11	vs. #7/7 Duke#	L	76-80
3/18	vs. #21/22 Southern Cal\$	W	68-66
3/20	vs. #8/7 Auburn\$	W	79-61
3/25	vs. Iowa State\$\$	W	70-56
3/27	vs. #3/3 Kansas\$\$	L	50-76

* ACC Game

[^] ESPN Events Invitational (Kissimmee, Fla.)

[@] Big Ten/ACC Challenge

% Basketball HOF Invitational (Brooklyn, N.Y.)

[<] Jim Larrañaga's 221st win at Miami (record)

ACC Tournament (Brooklyn, N.Y.)

\$ NCAA Tournament (Greenville, S.C.)

\$\$ NCAA Tournament (Chicago, Ill.)

2022-23

NCAA Tournament — Final Four
Season Record: 29-8 (15-5 ACC)
Jim Larrañaga, Head Coach

11/7	Lafayette	W	67-54
11/11	UNC Greensboro ^{>}	W	79-65
11/15	Florida A&M	W	87-61
11/19	vs. Providence [^]	W	74-64
11/20	vs. Maryland [^]	L	88-70
11/23	St. Francis Brooklyn	W	79-56
11/27	at UCF	W	66-64
11/30	Rutgers [@]	W	68-61
12/4	at Louisville*	W	80-53
12/7	Cornell	W	107-105
12/10	NC State*	W	80-73
12/17	[25/25] St. Francis (PA)	W	91-76
12/20	[22/22] #6/6 Virginia*	W	66-64
12/28	[14/16] Vermont	CANCELED	
12/30	[14/16] at Notre Dame*	W	76-65
1/4	[12/12] at Georgia Tech*	L	76-70
1/11	[16/15] Boston College*	W	88-72
1/14	[16/15] at NC State*	L OT	83-81
1/16	[17/16] Syracuse*	W	82-78
1/21	[17/16] at Duke*	L	68-66
1/24	[20/19] at Florida State*	W	86-63
1/28	[20/10] at Pittsburgh*	L	71-68
1/31	[23/21] Virginia Tech*	W	92-83
2/4	[23/21] at #20/19 Clemson*	W	78-74
2/6	[19/20] RV/#24 Duke*	W	81-59
2/11	[19/20] Louisville*	W	93-85
2/13	[15/13] at North Carolina*	W	80-72
2/18	[15/13] Wake Forest*	W	96-87
2/21	[13/11] at Virginia Tech*	W	76-70
2/25	[13/11] Florida State*	L	85-84
3/4	[16/15] #25/25 Pittsburgh*	W	78-76
3/9	[14/13] vs. Wake Forest#	W	74-72
3/10	[14/13] vs. #21/21 Duke#	L	85-78
3/17	[16/15] vs. Drake\$	W	63-56
3/19	[16/15] vs. #21/19 Indiana\$	W	85-69
3/24	[16/15] vs. #2/1 Houston\$\$	W	89-75
3/26	[16/15] vs. #5/7 Texas\$\$	W	88-81
4/1	[16/15] vs. #10/12 Connecticut&	L	72-59

[^] Naismith Basketball Hall of Fame Tip-Off
 Tournament (Uncasville, Conn.)

[@] ACC/Big Ten Challenge

* ACC game

ACC Tournament (Greensboro, N.C.)

\$ NCAA Tournament (Albany, N.Y.)

\$\$ NCAA Tournament (Kansas City, Mo.)

& NCAA Final Four (Houston, Texas)

NO.	PLAYER	POS.	YR.
1	Anthony Walker	F	3-Y So.
2	Isaiah Wong	G	3-Y So.
3	Charlie Moore	G	6-Y RSr.
4	Bensley Joseph	G	Fr.
5	Harlond Beverly	G	3-Y So.
10	Filippos Gkogkos	G	3-Y So.
11	Jordan Miller	G	4-Y Jr.
13	Jakai Robinson	G	Fr.
14	Rodney Miller Jr.	C	6-Y RSr.
21	Sam Waardenburg	F	6-Y RSr.
22	Deng Gak	F	5-Y RJr.
23	Kameron McGusty	G	6-Y RSr.
32	Thomas Oosterbroek	F	Fr.
55	Wooga Poplar	G	Fr.

NO.	PLAYER	POS.	YR.
0	AJ Casey	F	Fr.
1	Anthony Walker	F	4-Y Jr.
2	Isaiah Wong	G	4-Y Jr.
3	Christian Watson	G	Fr.
4	Bensley Joseph	G	So.
5	Harlond Beverly	G	4-Y Jr.
10	Filippos Gkogkos	G	4-Y Jr.
11	Jordan Miller	G	5-Y Sr.
12	Favour Aire	C	Fr.
13	Jakai Robinson	G	R-Fr.
15	Norchad Omier	F	3-Y So.
23	Danilo Jovanovich	F	Fr.
24	Nijel Pack	G	3-Y So.
32	Thomas Oosterbroek	F	So.
55	Wooga Poplar	G	So.

HISTORY



NIT HISTORY

1960-61 (First Round)

3/16/61	vs. Saint Louis	L	58-56	New York, N.Y.
---------	-----------------	---	-------	----------------

1962-63 (Second Round)

3/16/63	vs. St. Francis Brooklyn	W	71-70	New York, N.Y.
3/19/63	vs. Providence	L	106-96	New York, N.Y.

1963-64 (First Round)

3/12/64	vs. St. Joseph's	L	86-76	New York, N.Y.
---------	------------------	---	-------	----------------

1994-95 (First Round)

3/15/95	at Penn State	L	62-56	University Park, Pa.
---------	---------------	---	-------	----------------------

1996-97 (First Round)

3/13/97	at Michigan	L	76-63	Ann Arbor, Mich.
---------	-------------	---	-------	------------------

2000-01 (First Round)

3/14/01	at Auburn	L	60-58	Auburn, Ala.
---------	-----------	---	-------	--------------

2004-05 (First Round)

3/15/05	at South Carolina	L	69-67	Columbia, S.C.
---------	-------------------	---	-------	----------------

2005-06 Miami - No. 3 Seed (Quarterfinals)

3/15/06	No. 6 Oklahoma State	W	62-59	Coral Gables, Fla.
3/20/06	at No. 2 Creighton	W	53-52	Omaha, Neb.
3/22/06	at No. 1 Michigan	L	71-65	Ann Arbor, Mich.

2008-09 Miami - No. 4 Seed (Second Round)

3/18/09	at No. 5 Providence	W	78-66	Providence, R.I.
3/20/09	at No. 1 Florida	L	74-60	Gainesville, Fla.

2010-11 Miami - No. 2 Seed (Quarterfinals)

3/16/11	No. 7 Florida Atlantic	W	85-62	Coral Gables, Fla.
3/21/11	No. 3 Missouri State	W	81-72	Coral Gables, Fla.
3/23/11	at No. 1 Alabama	L	79-64	Tuscaloosa, Ala.

2011-12 Miami - No. 2 Seed (Second Round)

3/14/12	No. 7 Valparaiso	W	66-50	Coral Gables, Fla.
3/19/12	No. 6 Minnesota	L	78-60	Coral Gables, Fla.

2014-15 Miami - No. 2 Seed (Runner-Up)

3/17/15	No. 7 NC Central	W	75-71	Coral Gables, Fla.
3/21/15	No. 6 Alabama	W	73-66	Coral Gables, Fla.
3/24/15	No. 1 Richmond	W	63-61	Richmond, Va.
3/31/15	No. 1 Temple	W	60-57	New York, N.Y.
4/2/15	No. 2 Stanford	L	66-64 OT	New York, N.Y.

NIT

NIT Appearances: 12
Overall Record: 11-12
Quarterfinal Appearance: 3
Semifinal Appearances: 1
Championship Appearances: 1

Record

By Opponent	W	L
Alabama	1	1
Auburn	0	1
Creighton	1	0
Florida	0	1
Florida Atlantic	1	0
Michigan	0	2
Minnesota	0	1
Missouri State	1	0
NC Central	1	0
Oklahoma State	1	0
Penn State	0	1
Providence	1	1
Richmond	1	0
South Carolina	0	1
St. Francis Brooklyn	1	0
St. Joseph's (Pa.)	0	1
St. Louis	0	1
Stanford	0	1
Temple	1	0
Valparaiso	1	0

By Opponent Conference (at time of game)

	W	L
American	1	0
Big 12	1	0
Big East	1	0
Big Ten	0	4
Colonial	1	0
Horizon	1	0
Independents	0	1
Mid-Eastern	1	0
Missouri Valley	2	1
MTNY	1	0
Pac 12	0	1
SEC	1	4
Sun Belt	1	0

By Miami's Seed (Since 2005-06)

	W	L
No. 2	7	3
No. 3	2	1
No. 4	1	1

By Opponent Seed (Since 2005-06)

	W	L
No. 1	2	3
No. 2	1	1
No. 3	1	0
No. 5	1	0
No. 6	2	1
No. 7	3	0



NIT TEAMS

1960-61

National Invitation Tournament

Season Record: 20-7

Bruce Hale, Head Coach

12/1	at Rollins	W	80-62
12/3	Tampa	W	93-64
12/6	at Santa Clara	L	65-66
12/8	at San Francisco	W	68-56
12/10	at BYU	L	80-112
12/15	Florida Southern	W	87-54
12/17	Florida	W	93-74
12/28	vs. Army!	W	82-75
12/29	vs. Holy Cross!	W	77-71
1/4	Miami (Ohio)	W 2OT	102-100
1/7	at La Salle	L	74-88
1/11	at Florida	L	73-81
1/13	at Jacksonville	W OT	93-84
1/14	at Florida State	L	78-89
1/21	Houston	W	89-78
1/26	Centenary	W	86-74
1/30	Louisville	W	71-69
2/1	Rollins	W	103-75
2/3	at Stetson	W	91-84
2/4	at Florida Southern	W	92-80
2/11	Loyola (La.)	W	65-61
2/15	Stetson	W	91-84
2/18	at Tampa	W	108-99
2/20	Jacksonville	W	96-80
2/23	Morehead State	W	85-70
2/25	Florida State	W	75-73
3/16	vs. Saint Louis\$	L	56-58
Season Totals:			2230-2036

! Hurricane Classic
\$ NIT (New York, N.Y.)

NO.	PLAYER	POS.	YR.
11	Carl Stavreti	G	SO
12	Ron Godfrey	F	SR
13	Dick Hickox	G	SR
14	Lee Woods	F	SO
15	Harry Manushaw	C	SR
20	Bruce Applegate	F	SR
21	Bruce Shapiro	G	JR
23	Ken Allen	G	SO
24	Chris Stavreti	G	JR
25	Julie Cohen	G	JR
31	Jack Spisak	F	JR
33	Lou Alix	F	SO
45	Mike McCoy	C	SO

1962-63

National Invitation Tournament

Season Record: 23-5

Bruce Hale, Head Coach

11/30	Florida	W OT	91-87
12/4	at Boston College	W	72-69
12/6	at Rhode Island	W	88-80
12/8	at Providence	W	82-75
12/13	Florida Southern	W	116-93
12/21	#12 Duke	W	71-69
12/27	vs. Cornell!	W	94-85
12/28	vs. Pittsburgh!	W	86-85
1/3	[/15] at St. John's	W	67-59
1/4	[/15] at La Salle	L	76-78
1/9	at Jacksonville	W	103-91
1/10	at Florida	W	86-77
1/12	at Florida State	L OT	74-77
1/19	St. Peter's	W	99-75
1/24	Houston	W	71-70
1/29	at Tampa	W	78-76
1/30	[18] at Rollins	W	120-72
2/1	[18] at Stetson	L	64-66
2/2	[18] at Florida Southern	W	99-83
2/5	[18] Jacksonville	W	112-105
2/9	Louisville	W	112-84
2/12	Rollins	W	114-75
2/16	Loyola (N.O.)	L	77-84
2/18	Tampa	W	112-81
2/23	Florida State	W	99-70
2/26	Stetson	W	75-60
3/16	vs. St. Francis Brooklyn\$	W	71-70
3/19	vs. Providence\$	L	96-106
Season Totals:			2505-2212

! Hurricane Classic
\$ NIT (New York, N.Y.)

NO.	PLAYER	POS.	YR.
11	Carl Stavreti	G	SR
12	Larry Kessler	G	SO
13	Bernie Butts	G	JR
14	Lee Woods	C	SR
15	Edward Fults	F	SO
20	Greg Meyer	C	SO
22	Charles Holiber	F	JR
23	Kenny Allen	G	SR
24	Rick Barry	F	SO
31	Jack Spisak	F	SR
32	Wayne Beckner	F	SO
45	Mike McCoy	C	SR



NIT TEAMS

1963-64

National Invitation Tournament

Season Record: 20-7

Bruce Hale, Head Coach

12/3	Tampa	W	101-95
12/7	Florida	W	95-79
12/10	at Santa Clara	L	77-86
12/12	at St. Mary's (Calif.)	L	101-86
12/14	at Nevada	W OT	81-78
12/17	San Francisco	W	95-83
12/19	Rollins	W	108-90
12/27	Army West Point!	W	79-71
12/28	Syracuse!	L OT	85-86
1/4	Rhode Island	W	105-88
1/8	Jacksonville	W	97-92
1/9	at Florida	L	91-114
1/11	at Florida State	L	78-80
1/18	Memphis State	W	78-69
1/23	La Salle	W	121-99
1/28	at Rollins	W	127-85
1/29	at Tampa	W	134-104
1/31	at Stetson	W	81-75
2/1	at Florida Southern	W	85-78
2/4	Jacksonville	W	117-92
2/10	Creighton	L	94-124
2/13	at Houston	L	83-93
2/15	at Loyola (N.O.)	W OT	97-90
2/18	Florida Southern	W	120-79
2/22	Stetson	W	87-70
2/29	Florida State	W	82-80
3/12	vs. St. Joseph's\$	L	76-86
Season Totals:			2575-2352

! Hurricane Classic

\$ NIT (New York, N.Y.)

NO.	PLAYER	POS.	YR.
12	Larry Kessler	G	JR
13	Bernie Butts	G	SR
15	Charles Holiber	F	SR
20	Clark Connors	F	SO
22	John Bates	F	SO
24	Rick Barry	F	JR
25	Bob Green	G	SO
31	John Dampier	G	JR
32	Wayne Beckner	F	JR
33	Don Patrican	C	SO
34	Charles Grob	C	SO
45	Stewart Marcus	F	SO

1994-95

National Invitation Tournament

Season Record: 15-13 (9-9 BIG EAST)

Leonard Hamilton, Head Coach

11/25	Northeastern Illinois	W	66-48
11/28	Florida Atlantic	W	76-59
11/30	Robert Morris	W	66-51
12/6	#19/19 Syracuse*	L	65-83
12/10	Florida A&M	W	67-53
12/20	at Clemson	L	55-75
12/28	UNLV+	L	55-56
12/30	Fordham	W	55-43
1/2	at Seton Hall*	L	54-72
1/7	at #12/13 Georgetown*	L	64-71
1/11	at St. John's*	W	82-79
1/18	at Providence*	W	81-75
1/21	Boston College*	W	69-68
1/25	#22/25 Villanova*	L	62-92
1/28	at #6/6 Syracuse*	L	51-76
1/31	at #4/5 Connecticut*	L	57-82
2/4	#13/13 Georgetown*	W	67-61
2/7	at #16/18 Villanova*	L	63-73
2/11	Providence*	W	69-63
2/13	St. John's*	W	71-69
2/18	at Pittsburgh*	L	61-67
2/22	Seton Hall*	W	61-57
2/25	at Boston College*	W OT	77-71
2/28	Pittsburgh*	W OT	76-68
3/2	at Florida Atlantic	W	80-70
3/4	#4/5 Connecticut*	L	67-75
3/10	vs. #24 Georgetown #	L	58-69
3/15	at Penn State\$	L	56-62
Season Totals:			1831-1888

* BIG EAST Game

+ Orange Bowl Basketball Classic (Miami, Fla.)

BIG EAST Tournament (New York, N.Y.)

\$ NIT (University Park, Pa.)

NO.	PLAYER	POS.	YR.
0	Steve Frazier	G	SO
3	Alex Fraser	F	SO
5	Steve Rich	F	JR
10	Anthony Rosa	G	SO
11	Torey McCormick	G	SO
12	Kevin Norris	G	FR
13	Chuck Barker	G	FR
20	Mitchell Dunn	G	JR
21	Steven Edwards	G	JR
22	Jaime Waggoner	G	FR
33	Constantin Popa	C	SR
50	Brad Timpf	F	SO
52	Lorenzo Pearson	F	JR
55	Will Davis	C	SO



NIT TEAMS

1996-97

National Invitation Tournament

Seas on Record: 16-13 (9-9 BIG EAST)

Leonard Hamilton, Head Coach

11/22	Buffalo	W	78-61
11/24	Florida Atlantic	W	83-74
11/29	at UNLV	L	43-55
12/3	St. John's*	L	57-61
12/7	#19/17 Syracuse*	W	67-63
12/13	Hartford	W	74-58
12/18	Jacksonville	W	74-57
12/22	at Tennessee	L	65-78
12/28	vs. DePaul+	W	61-45
12/30	Lehigh	W	68-32
1/2	at #25/25 Boston Coll.*	W	65-62
1/4	at Georgetown*	W	69-67
1/8	at Pittsburgh*	L	72-76
1/11	at #8/7 Villanova*	W	61-59
1/15	Providence*	W	71-69
1/18	Georgetown*	W OT	68-65
1/22	Connecticut*	W	69-46
2/2	at Rutgers*	L	59-60
2/5	Pittsburgh*	W	78-63
2/8	Rutgers*	W	53-50
2/10	at Seton Hall*	W	61-51
2/15	at Connecticut*	L	52-72
2/19	Boston College*	L	57-59
2/22	at St. John's*	L	73-77
2/25	at Notre Dame*	L	60-69
3/1	West Virginia*	L	54-82
3/5	vs. St. John's #	W OT	76-68
3/6	vs. Georgetown #	L	59-63
3/13	at Michigan\$	L	63-76
Season Totals:			1105-1126

* BIG EAST Game

+ Orange Bowl Classic (Miami, Fla.)

BIG EAST Tournament (New York, N.Y.)

\$ NIT (Ann Arbor, Mich.)

NO.	PLAYER	POS.	YR.
0	Steve Frazier	G	SR
3	Alex Fraser	F	SR
10	Anthony Rosa	G	SR
11	Torey McCormick	G	SR
12	Kevin Norris	G	JR
15	Nick Donovan	C	SO
20	Mike Curcio	G	SO
22	Jaime Waggoner	G	JR
30	Vernon Jennings	G/F	FR
31	Johnny Hemsley	G/F	FR
32	Lucas Barnes	G/F	FR
33	Clifton Clark	G/F	SR
40	Tim James	F	SO
51	Mario Bland	F	FR
55	Will Davis	C	SR

2000-01

National Invitation Tournament

Season Record: 16-13 (8-8 BIG EAST)

Perry Clark, Head Coach

11/18	at Florida Atlantic	W	76-59
11/21	Columbia	W	65-41
11/25	Northeastern	W	92-86
11/28	at Charlotte	L	63-95
12/4	at #14/12 North Carolina	L	45-67
12/9	UCF	W	83-72
12/16	vs. Nebraska+	L	64-72
12/18	Eastern Illinois	W	83-73
12/21	Memphis	W	66-57
12/27	Lehigh	W	71-52
12/29	Tennessee-Martin	W	70-54
1/3	at Pittsburgh*	L	51-62
1/7	Boston College*	L	72-73
1/10	at Virginia Tech*	L	74-85
1/13	at #24 Boston College*	L	73-82
1/16	at Providence*	W	78-64
1/20	#15/15 Connecticut*	W	77-74
1/22	at St. John's*	L OT	63-67
1/28	Providence*	L	70-80
2/1	#22/25 Seton Hall*	W	72-66
2/6	Virginia Tech*	W	86-61
2/10	St. John's*	L 2OT	79-85
2/13	at #10/7 Syracuse*	W	68-57
2/17	at Villanova*	W	80-62
2/24	at Connecticut*	L	53-60
2/28	West Virginia*	W	73-66
3/3	Villanova*	W	65-53
3/7	vs. Pittsburgh #	L	69-78
3/14	at Auburn\$	L	58-60
Season Totals:			2039-1963

* BIG EAST Game

+ Orange Bowl Classic (Sunrise, Fla.)

BIG EAST Tournament (New York, N.Y.)

\$ NIT (Auburn, Ala.)

NO.	PLAYER	POS.	YR.
0	Leroy Hurd	G/F	SO
1	Michael Simmons	G	SO
3	Joe Gordon	G	JR
4	Marcus Barnes	G	FR
5	John Salmons	F	JR
10	Orlando Gonzalez	G	SR
11	Jerry Schlie	F	JR
12	Brandon Okpalobi	G	FR
14	Rodrigue Djahue	F	FR
20	Danny Marakovits	G	FR
21	Darius Rice	F	FR
32	Dwayne Wimbley	C	SR
33	James Jones	F	SO



NIT TEAMS

2004-05

National Invitation Tournament

Season Record: 16-13 (7-9 ACC)

Frank Haith, Head Coach

11/20	Wofford	W	67-64
11/23	South Carolina State	L	50-60
11/27	vs. Xavier+	L OT	70-83
11/29	Florida Atlantic	W	84-68
12/4	at #19/18 Florida	W	72-65
12/7	at FIU	W	80-67
12/12	Massachusetts	W	80-53
12/18	Stetson	W	81-50
12/23	Tennessee Tech>	W	69-57
12/30	Appalachian State	W	80-63
1/2	Norfolk State	W	76-58
1/6	at #9/10 Georgia Tech*	L	69-80
1/9	#24 NC State*	W	67-66
1/12	at Virginia*	W	91-80
1/15	Florida State*	W	64-63
1/19	#4/4 Duke*	L	83-92
1/22	at #6/6 North Carolina*	L	67-87
1/26	Clemson*	W	69-65
1/29	at #5/5 Wake Forest*	L	82-94
2/2	Virginia Tech*	L	63-73
2/5	#22/24 Maryland*	W OT	75-73
2/12	at Clemson*	W	83-77
2/15	#5/5 Wake Forest*	L	63-68
2/19	at Virginia Tech*	L	58-71
2/22	at Florida State*	W	65-49
2/26	Georgia Tech*	L	72-76
3/3	at #6/6 Duke*	L	59-83
3/10	vs. Virginia #	L	65-66
3/15	at South Carolina\$	L	67-69
Season Totals:			2071-2020

* ACC game (Miami, Fla.)

+ Orange Bowl Classic (Miami, Fla.)

> 750th program victory

ACC Tournament (Washington, D.C.)

\$ NIT (Columbia, S.C.)

NO.	PLAYER	POS.	YR.
2	Gary Hamilton	F/C	JR
3	Lee Butler	G	JR
4	Antoine Mayhand	G	FR
10	Brandon Okpalobi	G	SR
11	Eric Wilkins	G	JR
12	Anthony Harris	G	SO
13	Guillermo Diaz	G	SO
21	Jonathan Stratton	G	FR
22	Robert Hite	G	JR
34	William Frisby	F	SR
42	Raymond Hicks	F	FR
44	Keaton Copeland	F	JR
50	Anthony King	F/C	SO
55	Glenn Bateman	C	JR

2005-06

National Invitation Tournament — Quarterfinals

Season Record: 18-16 (7-9 ACC)

Frank Haith, Head Coach

11/13	vs. Texas-Arlington!	W	76-65
11/14	vs. Air Force!	L	53-57
11/15	vs. Green Bay!	W	80-54
11/19	Morgan State	W	83-51
11/22	North Carolina A&T	W	87-62
11/27	at Temple	L	56-73
11/29	at Michigan@	L	53-74
12/3	Birmingham Southern	W	82-55
12/10	Wofford	W	71-40
12/18	at #21/19 NC State*	L	69-81
12/22	#5/5 Florida	L	67-77
12/27	Stetson	W	65-56
12/31	vs. #10/10 Louisville+	L	43-58
1/2	Sacred Heart	W	63-57
1/7	#14/12 Maryland*	W	84-70
1/14	at #20/20 North Carolina*	W	81-70
1/18	Clemson*	W	62-38
1/21	#21/21 Boston College*	L	61-65
1/24	at Virginia*	L	51-71
1/29	at Florida State*	W OT	84-78
1/31	Wake Forest*	W	78-69
2/4	at Georgia Tech*	W	70-53
2/8	#16/15 NC State*	L 2OT	77-86
2/12	#23/24 North Carolina*	L	70-80
2/16	at #13/15 Boston Coll.*	L	54-65
2/19	at #2/2 Duke*	L	71-92
2/22	Virginia Tech*	W	70-59
3/1	at Maryland*	L	61-65
3/5	Florida State*	L	64-67
3/9	vs. Clemson #	W	66-63
3/10	vs. #3/3 Duke #	L	76-80
3/15	Oklahoma State\$	W	62-59
3/20	at Creighton\$\$	W	53-52
3/22	at Michigan\$\$\$	L	65-71
Season Totals:			2308-2213

* ACC Game

! BCA Classic (Seattle, Wash.)

+ Orange Bowl Classic (Sunrise, Fla.)

@ ACC/Big Ten Challenge

ACC Tournament (Greensboro, N.C.)

\$ NIT (Coral Gables, Fla.)

\$\$ NIT (Tulsa, Okla.)

\$\$\$ NIT (Ann Arbor, Mich.)

NO.	PLAYER	POS.	YR.
00	Jimmy Graham	F	FR
2	Gary Hamilton	F/C	SR
3	Lee Butler	G	SR
11	Eric Wilkins	G	SR
12	Anthony Harris	G	JR
13	Guillermo Diaz	G	JR
15	Denis Clemente	G	FR
21	Jonathan Stratton	G	SO
22	Robert Hite	G	SR
30	Adrian Thomas	F	FR
32	Brian Asbury	G	FR
42	Raymond Hicks	F	SO
44	Keaton Copeland	F	SR
50	Anthony King	F/C	JR



NIT TEAMS

2008-09

National Invitation Tournament — Second Round

Season Record: 19-13 (7-9 ACC)

Frank Haith, Head Coach

11/15	[17/16] Florida Southern	W	96-60
11/21	[17/16] vs. Southern Miss [^]	W	70-60
11/23	[17/16] vs. #2/2 UConn [^]	L	63-76
11/24	[22/21] vs. San Diego [^]	W	80-45
11/29	[22/21] Stetson	W	79-65
12/2	[21/22] Ohio State@	L	68-73
12/6	[21/22] at Kentucky	W	73-67
12/12	[7/25] Fla. International	W	76-50
12/14	[7/25] Robert Morris	W	70-62
12/21	#25/25 Clemson*	L	72-91
12/27	at St. John's	W	70-56
12/31	North Florida	W	94-41
1/3	NC Central	W	76-42
1/5	Florida Atlantic	W	85-69
1/10	at #24/17 Boston Coll.*	W	77-71
1/14	Maryland*	W	62-60
1/17	at #5/6 North Carolina*	L	65-82
1/21	Florida State*	W	75-69
1/25	Virginia Tech*	L OT	83-88
1/27	at NC State*	L OT	81-84
1/31	at Maryland*	L	68-73
2/4	#7/6 Wake Forest*	W	79-52
2/7	at #4/3 Duke*	L OT	75-78
2/15	#3/3 North Carolina*	L	65-69
2/18	at Florida State*	L	67-80
2/21	Boston College*	W	69-58
2/26	at Virginia*	W	62-55
3/4	at Georgia Tech*	L	68-78
3/7	NC State*	W	72-64
3/12	vs. Virginia Tech #	L	47-65
3/18	at Providence\$	W	78-66
3/20	at Florida\$\$	L	60-74
Season Totals:			2325-2123

* ACC Game

[^] Paradise Jam (St. Thomas, U.S.V.I.)

@ ACC/Big Ten Challenge

ACC Tournament (Atlanta, Ga.)

\$ NIT (Providence, R.I.)

\$\$ NIT (Gainesville, Fla.)

NO.	PLAYER	POS.	YR.
00	Jimmy Graham	F	SR
1	Lance Hurdle	G	SR
5	Eddie Rios	G	SO
20	Cyrus McGowan	F	JR
21	Dwayne Collins	F	JR
23	James Dews	G	JR
25	Ryan Quigtar	G	FR
30	Adrian Thomas	F	JR-R
31	DeQuan Jones	G/F	FR
32	Brian Asbury	F	SR
33	Jack McClinton	G	SR
45	Julian Gamble	C	FR

2010-11

National Invitation Tournament — Quarterfinals

Season Record: 21-15 (6-10 ACC)

Frank Haith, Head Coach

11/12	Jacksonville	W	89-77
11/15	at #19/19 Memphis	L	68-72
11/19	NC Central	W	88-65
11/21	at Rutgers	L	45-61
11/24	McNeese State	W	79-59
11/27	at FGCU	W	87-75
11/30	Ole Miss	W	86-73
12/4	West Virginia	W	79-76
12/12	Stetson [^]	W	68-54
12/18	vs. UCF+	L	78-84
12/21	vs. Oral Roberts [^]	W	69-56
12/22	vs. Rice [^]	W	73-67
12/23	vs. Akron [^]	W	69-61
12/30	Pepperdine	W	94-59
1/2	at #1/1 Duke*	L	63-74
1/8	at Clemson*	L	72-79
1/15	Boston College*	W	72-71
1/19	Florida State*	L	53-55
1/23	at NC State*	L	70-72
1/26	North Carolina*	L	71-74
1/30	at Virginia Tech*	L	68-72
2/3	Georgia Tech*	W	59-57
2/5	Virginia*	W OT	70-68
2/9	at Wake Forest*	W	74-73
2/13	#5/5 Duke*	L	71-81
2/15	at UNC Greensboro	W	78-58
2/20	Clemson*	L	59-63
2/23	at Boston College*	W	73-64
2/26	at Florida State*	L	59-65
3/2	Maryland*	W	80-66
3/6	at Georgia Tech*	L	57-66
3/10	vs. Virginia #	W OT	69-62
3/11	vs. #6/7 North Carolina #	L	59-61
3/16	Florida Atlantic\$	W	85-62
3/21	Missouri State\$	W	81-72
3/23	at Alabama\$	L	64-79
Season Totals:			2579-2433

* ACC Game

[^] Las Vegas Holiday Hoops Classic (Las Vegas, Nev.)

+ Orange Bowl Classic (Sunrise, Fla.)

ACC Tournament (Greensboro, N.C.)

\$ NIT (Tuscaloosa, Ala.)

NO.	PLAYER	POS.	YR.
1	Durand Scott	G	SO
3	Malcolm Grant	G	JR
10	Raphael Akpejori	F	FR
11	Ryan Quigtar	G	JR
12	Justin Heller	G	FR
15	Rion Brown	G	FR
25	Garrius Adams	G	SO
30	Adrian Thomas	F	GR
31	DeQuan Jones	G/F	JR
32	Erik Swoope	F	FR
42	Reggie Johnson	C	SO
45	Julian Gamble	F/C	JR



NIT TEAMS

2011-12

National Invitation Tournament — Second Round

Season Record: 20-13 (9-7 ACC)

Jim Larrañaga, Head Coach

11/11	Tennessee Tech	W	69-58
11/15	Rutgers	W	72-57
11/19	UNF	W	75-62
11/22	FGCU	W	60-50
11/25	at Ole Miss	L OT	61-64
11/29	at Purdue@	L	65-76
12/3	UMass	W	83-75
12/6	#21/20 Memphis	L	54-71
12/10	at West Virginia	L	66-77
12/17	vs FAU+	W 2OT	93-90
12/22	at Charlotte	W	76-61
12/30	Appalachian State	W	84-54
1/2	UNC Greensboro	W	99-89
1/7	at #21/23 Virginia*	L	51-52
1/10	at #3/3 North Carolina*	L	56-73
1/18	Clemson*	W	76-73
1/22	NC State*	L	73-78
1/24	at Georgia Tech*	W	64-49
1/29	at Boston College*	W	76-54
2/1	Maryland*	W 2OT	90-86
2/5	at #7/5 Duke*	W OT	78-74
2/9	Virginia Tech*	W	65-49
2/11	at #15/17 Florida State*	L	59-64
2/15	#8/7 North Carolina*	L	64-73
2/18	Wake Forest*	W	74-56
2/21	at Maryland*	L	70-75
2/26	#15/16 Florida State*	W	78-62
2/29	at NC State*	L	73-77
3/3	Boston College*	W	77-56
3/8	at Georgia Tech #	W	54-36
3/9	vs #17/17 Florida State #	L	71-82
3/14	Valparaiso\$	W	66-50
3/19	Minnesota\$	L	60-78
Season Totals:			2332-2181

2014-15

National Invitation Tournament — Finals

Season Record: 25-13 (10-8 ACC)

Jim Larrañaga, Head Coach

11/14	[RV] Howard	W	84-49
11/17	[RV] at #8/7 Florida	W	69-67
11/20	-[RV] vs. Drexel^	W	66-46
11/21	-[RV] vs. Akron^	W	79-51
11/23	-[RV] vs. Charlotte^	W	77-58
11/25	[17/20] at Charlotte&	W	77-74
11/28	[17/20] South Alabama	W	87-75
12/2	[15] #24/25 Illinois@	W	70-61
12/6	[15] Green Bay	L	55-68
12/8	[20/21] Savannah State	W	70-39
12/19	[18/19] Eastern Kentucky	L	44-72
12/22	[RV/RV] vs. Providence%	L	76-62
12/30	College of Charleston	W	67-40
1/3	#3/3 Virginia*	L 2OT	80-89
1/10	Boston College*	W	60-56
1/13	at #4/4 Duke*	W	90-74
1/17	at #12/12 Notre Dame*	L	70-75
1/22	[RV/RV] NC State*	W	65-60
1/24	[RV/RV] at Syracuse*	W	66-62
1/28	[23] Georgia Tech*	L	50-70
2/1	[23] at Florida State*	L	54-55
2/3	#9/8 Louisville*	L	55-63
2/8	Clemson*	W	56-45
2/11	at Wake Forest*	L	70-72
2/16	at Boston College*	W 2OT	89-86
2/18	Virginia Tech*	W	76-52
2/21	at #12/12 Louisville*	L	53-55
2/25	Florida State*	W	81-77
2/28	#15/18 North Carolina*	L	64-73
3/4	at Pittsburgh*	W	67-63
3/7	at Virginia Tech*	W	82-61
3/11	vs. Virginia Tech #	W	59-49
3/12	vs. #11/9 Notre Dame #	L	63-70
3/17	NC Central\$	W	75-71
3/21	Alabama\$	W	73-66
3/24	at Richmond\$\$	W	63-61
3/31	vs. Temple\$\$\$	W	60-57
4/2	vs. Stanford\$\$\$	L OT	64-66

* ACC Game

+ Orange Bowl Classic (Sunrise, Fla.)

@ ACC/Big Ten Challenge

ACC Tournament (Atlanta, Ga.)

\$ NIT (Coral Gables, Fla.)

* ACC game

^ Gildan Charleston Classic (Charleston, S.C.)

& Gildan Charleston Classic (Charlotte, N.C.)

@ ACC-Big Ten Challenge

% Brooklyn Holiday Hoops Invitational (Brooklyn, N.Y.)

ACC Tournament (Greensboro, N.C.)

\$ NIT (Coral Gables, Fla.)

\$\$ NIT (Richmond, Va.)

\$\$\$ NIT (New York, N.Y.)

NO.	PLAYER	POS.	YR.	NO.	PLAYER	POS.	YR.
0	Shane Larkin	G	FR	0	Ja'Quan Newton	G	Fr.
1	Durand Scott	G	JR	1	Deandre Burnett	G	R.Fr.
2	Bishop Daniels	G	FR	2	Joe Thomas	F	Gr.
3	Malcolm Grant	G	SR	5	Davon Reed	G	So.
4	Trey McKinney Jones	G	JR	10	Sheldon McClellan	G	R.Jr.
5	DeQuan Jones	G/F	SR	11	Mike Fernandez	G	So.
10	Raphael Akpejori	F	SO	12	James Palmer	G	Fr.
11	Ryan Quiglar	G	SR	13	Angel Rodriguez	G	R.Jr.
12	Justin Heller	G	SO	20	Manu Lecomte	G	So.
15	Rion Brown	G	SO	21	Kamari Murphy*	F	Jr.
21	Erik Swoope	F	SO	22	Omar Sherman	F	Fr.
25	Garrius Adams	G	JR	23	Tonye Jekiri	C	Jr.
35	Kenny Kadji	F/C	JR	33	Ivan Cruz Uceda	F	Jr.
42	Reggie Johnson	C	JR	35	Chris Stowell	F	Fr.
45	Julian Gamble	F/C	SR				



ACC TOURNAMENT HISTORY

2004-05	Miami - No. 6 Seed	MCI Center; Washington, D.C.	Record	
3/10/05	No. 11 Virginia	L 66-65	Overall	W L
		First Round	All-Time	19 18
2005-06	Miami - No. 8 Seed	Greensboro Coliseum; Greensboro, N.C.	By Round	W L
3/9/06	No. 9 Clemson	W 66-63	Finals	1 0
3/10/06	No. 1 #3/3 Duke	L 80-76	Semifinals	1 4
		Quarterfinals	Quarterfinals	5 9
2006-07	Miami - No. 12 Seed	St. Pete Times Forum; Tampa, Fla.	Second Round	3 3
3/8/07	No. 5 #17/21 Maryland	W 67-62	First Round	9 2
3/9/07	No. 4 Boston College	L 74-71 (OT)	Quarterfinals	
2007-08	Miami - No. 5 Seed	Charlotte Bobcats Arena; Charlotte, N.C.	By Opponent	W L
3/13/08	No. 12 NC State	W 63-50	Boston College	2 1
3/14/08	No. 4 Virginia Tech	L 63-49	Clemson	2 1
		Quarterfinals	Duke	0 4
2008-09	Miami - No. 9 Seed	Georgia Dome; Atlanta, Ga.	Florida State	0 1
3/12/09	No. 8 Virginia Tech	L 65-47	Georgia Tech	1 1
		First Round	Maryland	1 0
2009-10	Miami - No. 12 Seed	Greensboro Coliseum; Greensboro, N.C.	North Carolina	1 3
3/11/10	No. 5 Wake Forest	W 83-62	NC State	2 1
3/12/10	No. 4 Virginia Tech	W 70-65	Notre Dame	0 1
3/13/10	No. 1 #4/4 Duke	L 77-74	Pittsburgh	1 0
		Semifinals	Syracuse	1 0
2010-11	Miami - No. 9 Seed	Greensboro Coliseum; Greensboro, N.C.	Virginia	1 2
3/10/11	No. 8 Virginia	W 69-62 (OT)	Virginia Tech	4 3
3/11/11	No. 1 #6/7 North Carolina	L 61-59	Wake Forest	3 0
		Quarterfinals		
2011-12	Miami - No. 6 Seed	Philips Arena; Atlanta, Ga.	By Miami's Seed	W L
3/8/12	No. 11 Georgia Tech	W 54-36	No. 1	4 1
3/9/12	No. 3 #17 Florida State	L 82-71	No. 3	1 2
		Quarterfinals	No. 4	1 1
2012-13	Miami - No. 1 Seed	Greensboro Coliseum; Greensboro, N.C.	No. 5	1 1
3/15/13	[9/10] No. 8 Boston College	W 69-58	No. 6	2 3
3/16/13	[9/10] No. 5 NC State	W 81-71	No. 8	1 1
3/17/13	[9/10] No. 3 North Carolina	W 87-77	No. 9	2 4
		Finals	No. 10	1 1
2013-14	Miami - No. 10 Seed	Greensboro Coliseum; Greensboro, N.C.	No. 12	4 3
3/12/14	No. 15 Virginia Tech	W 57-53	No. 13	2 1
3/13/14	No. 7 NC State	L 67-58		
		Second Round		
2014-15	Miami - No. 6 Seed	Greensboro Coliseum; Greensboro, N.C.	By Opponent's Seed	W L
3/11/15	No. 14 Virginia Tech	W 59-49	No. 1	0 5
3/12/15	No. 3 #11/9 Notre Dame	L 70-63	No. 2	0 1
		Quarterfinals	No. 3	1 2
2015-16	Miami - No. 3 Seed	Verizon Center; Washington, D.C.	No. 4	1 4
3/10/16	[11] No. 6 Virginia Tech	W 88-82	No. 5	4 1
3/11/16	[11] No. 2 #4/4 Virginia	L 73-68	No. 6	1 1
		Semifinals	No. 7	0 1
2016-17	Miami - No. 9 Seed	Barclays Center; Brooklyn, N.Y.	No. 8	3 2
3/8/17	No. 8 Syracuse	W 62-57	No. 9	2 0
3/9/17	No. 1 #6/6 North Carolina	L 78-53	No. 10	0 0
		Quarterfinals	No. 11	1 1
2017-18	Miami - No. 3 Seed	Barclays Center; Brooklyn, N.Y.	No. 12	2 0
3/8/18	[24/25] No. 6 #12/11 N. Carolina	L 82-65	No. 13	2 0
		Quarterfinals	No. 14	1 0
			No. 15	1 0

ACC TOURNAMENT HISTORY

2018-19	Miami - No. 12 Seed	Spectrum Center; Charlotte, N.C.		
3/12/19	No. 13 Wake Forest	W	79-71	First Round
3/13/19	No. 5 #16/15 Virginia Tech	L	71-56	Second Round
2019-20	Miami - No. 9 Seed	Greensboro Coliseum; Greensboro, N.C.		
3/11/20	No. 8 Clemson	L	69-64	Second Round
2020-21	Miami - No. 13 Seed	Greensboro Coliseum; Greensboro, N.C.		
3/9/21	No. 12 Pittsburgh	W	79-73	First Round
3/10/21	No. 5 Clemson	W	67-64	Second Round
3/11/21	No. 4 Georgia Tech	L	70-66	Quarterfinals
<i>First No. 13-seed ever to reach ACC Tournament quarterfinals</i>				
2021-22	Miami - No. 4 Seed	Barclays Center; Brooklyn, N.Y.		
3/10/22	No. 13 Boston College	W	71-69 (OT)	Quarterfinals
3/11/22	No. 1 #7/7 Duke	L	80-76	Semifinals
2022-23	Miami - No. 1 Seed	Greensboro Coliseum; Greensboro, N.C.		
3/9/23	[14/13] No. 9 Wake Forest	W	74-72	Quarterfinals
3/10/23	[14/13] No. 4 Duke	L	85-78	Semifinals

[] - Miami's national ranking

- Opponent's national ranking





BIG EAST TOURNAMENT HISTORY

1991-92	Miami - No. 10 Seed	Madison Square Garden; New York, N.Y.				W	L
3/12/92	No. 7 Pittsburgh	W	83-71	First Round	All-Time	6	12
3/13/92	No. 2 #21 Georgetown	L	77-64	Quarterfinals	Finals	0	0
					Semifinals	0	3
					Quarterfinals	3	4
					First Round	3	5
1992-93	Miami - No. 9 Seed	Madison Square Garden; New York, N.Y.					
3/11/93	No. 8 Georgetown	L	67-40	First Round			
1993-94	Miami - No. 10 Seed	Madison Square Garden; New York, N.Y.			By Opponent	W	L
3/10/94	No. 7 Seton Hall	L	69-51	First Round	Georgetown	2	6
					Notre Dame	1	0
					Pittsburgh	1	2
					Rutgers	1	0
					St. John's	1	2
					Seton Hall	0	2
1994-95	Miami - No. 5 Seed	Madison Square Garden; New York, N.Y.					
3/10/95	No. 4 #24 Georgetown	L	69-58	Quarterfinals			
1995-96	Miami - No. 7 Seed	Madison Square Garden; New York, N.Y.			By Miami's Seed	W	L
3/6/96	No. 10 Rutgers	W	77-67	First Round	No. 2	2	2
3/7/96	No. 2 #6 Georgetown	L	92-62	Quarterfinals	No. E2	1	1
1996-97	Miami - No. 7 Seed	Madison Square Garden; New York, N.Y.			No. 4	0	1
3/5/97	No. 10 St. John's^	W	76-68 (OT)	First Round	No. 5	0	1
3/6/97	No. 2 Georgetown	L	63-59	Quarterfinals	No. 7	2	2
1997-98	Miami - No. 4 Seed	Madison Square Garden; New York, N.Y.			No. E4	0	1
3/4/98	No. 13 Georgetown	L	62-56	First Round	No. 9	0	1
					No. 10	1	2
1998-99	Miami - No. 2 Seed	Madison Square Garden; New York, N.Y.			No. E6	0	1
3/4/99	[9/10] No. 10 Georgetown	W	65-54	Quarterfinals			
3/5/99	[9/10] No. 3 #10/9 St. John's^	L	62-59	Semifinals	By Opponent's Seed	W	L
1999-2000	Miami - No. 2 Seed	Madison Square Garden; New York, N.Y.			No. 2	0	3
3/9/00	[23] No. 7 Notre Dame	W	61-58	Quarterfinals	No. W1	0	1
3/10/00	[23] No. 3 #19/20 St. John's^	L	58-57	Semifinals	No. 3	0	2
					No. 4	0	1
2000-01	Miami - No. E4 Seed	Madison Square Garden; New York, N.Y.			No. W3	1	1
3/7/01	No. W5 Pittsburgh	L	78-69	First Round	No. 7	2	1
					No. 8	0	1
2001-02	Miami - No. E2 Seed	Madison Square Garden; New York, N.Y.			No. W5	0	1
3/7/02	[21] No. W3 Georgetown	W	84-76 (OT)	Quarterfinals	No. 10	3	0
3/8/02	[21] No. W1 #7 Pittsburgh	L	76-71	Semifinals	No. 13	0	1
2002-03	Miami - No. E6 Seed	Madison Square Garden; New York, N.Y.					
3/12/03	No. W3 Seton Hall	L	67-52	First Round			
2003-04	Miami - n/a	Madison Square Garden; New York, N.Y.					
<i>Did not qualify for BIG EAST Tournament</i>							

^ - Road game


[] - Miami's national ranking

- Opponent's national ranking


NOTE: BIG EAST seeded teams by divisional finish from 2001 to 2003



NBA & ABA DRAFTS



Rick Barry



Shane Larkin



Lonnie Walker IV

NBA Draft Selections

Player	Team	Year	Round	Overall pick
Dick Miani	New York Knicks	1956	<i>Knicks' 10th selection</i>	
Mike McCoy	Detroit Pistons	1963	3rd Round	21st
Rick Barry	San Francisco Warriors	1965	1st Round	2nd
Mike Wittman	St. Louis Hawks	1967	5th Round	49th
Rusty Parker	Atlanta Hawks	1968	5th Round	61st
Bill Soens	Philadelphia 76ers	1968	11th Round	145th
Don Curnutt	New York Knicks	1970	10th Round	170th
Wayne Canady	Portland Trail Blazers	1970	15th Round	218th
Willie Allen	Baltimore Bullets	1971	4th Round	60th
Tito Horford	Milwaukee Bucks	1988	2nd Round	39th
Joe Wylie	Los Angeles Clippers	1991	2nd Round	38th
Constantin Popa	Los Angeles Clippers	1995	2nd Round	53rd
Tim James	Miami Heat	1999	1st Round	25th
John Salmons	San Antonio Spurs	2002	1st Round	26th
James Jones	Indiana Pacers	2003	2nd Round	49th
Guillermo Diaz	Los Angeles Clippers	2006	2nd Round	52nd
Jack McClinton	San Antonio Spurs	2009	2nd Round	51st
Dwayne Collins	Phoenix Suns	2010	2nd Round	60th
Shane Larkin	Atlanta Hawks	2013	1st Round	18th
Davon Reed	Phoenix Suns	2017	2nd Round	32nd
Lonnie Walker IV	San Antonio Spurs	2018	1st Round	18th
Bruce Brown Jr.	Detroit Pistons	2018	2nd Round	42nd
Dewan Hernandez	Toronto Raptors	2019	2nd Round	59th
Jordan Miller	Los Angeles Clippers	2023	2nd Round	48th
Isaiah Wong	Indiana Pacers	2023	2nd Round	55th

ABA Draft Selections

Player	Team	Year	Round
Mike Wittman	Anaheim Amigos	1967	12th Round
Bill Soens	New York Nets	1968	10th Round
Rusty Parker	Oakland Oaks	1968	8th Round
Don Curnutt	Indiana Pacers	1970	7th Round
Willie Allen	Miami Floridians	1971	12th Round



CANES IN THE NBA

RICK BARRY—PPG: 23.17

Season	Team	GP	GS	MIN	FGM	FGA	FG%	3PM	3PA	3P%	FTM	FTA	FT%	OFF	DEF	TRB	AST	STL	BLK	PF	PTS
1965-66	SFW	80	-	2990	745	1698	.439	-	-	-	569	660	.862	-	-	850	173	-	-	297	2059
1966-67	SFW	78	-	3175	1011	2240	.451	-	-	-	753	852	.884	-	-	714	282	-	-	258	2775
1972-73	GSW	82	-	3075	737	1630	.452	-	-	-	358	397	.902	-	-	728	399	-	-	245	1832
1973-74	GSW	80	-	2918	796	1746	.456	-	-	-	417	464	.899	103	437	540	484	169	40	265	2009
1974-75	GSW*	80	-	3235	1028	2217	.464	-	-	-	394	436	.904	92	364	456	492	228	33	225	2450
1975-76	GSW	81	-	3122	707	1624	.435	-	-	-	287	311	.923	74	422	496	496	202	27	215	1701
1976-77	GSW	79	-	2904	682	1551	.440	-	-	-	359	392	.916	73	349	422	475	172	58	194	1723
1977-78	GSW	82	-	3024	760	1686	.451	-	-	-	378	409	.924	75	374	449	446	158	45	188	1898
1978-79	HOU	80	-	2566	461	1000	.461	-	-	-	160	169	.947	40	237	277	502	95	38	195	1082
1979-80	HOU	72	-	1816	325	771	.422	73	221	.330	143	153	.935	53	183	236	268	80	28	182	866
Career		794	-	28825	7252	16163	.449	73	221	.330	3818	4243	.900	510	2366	5168	4017	1104	269	2264	18395

BRUCE BROWN JR.—PPG: 8.54

Season	Team	GP	GS	MIN	FGM	FGA	FG%	3PM	3PA	3P%	FTM	FTA	FT%	OFF	DEF	TRB	AST	STL	BLK	PF	PTS
2018-19	DET	74	56	1449	125	314	.398	24	93	.258	45	60	.750	48	137	185	91	40	36	178	319
2019-20	DET	58	43	1634	198	447	.443	33	96	.344	88	119	.739	61	213	274	230	63	29	162	517
2020-21	BRK	65	37	1451	235	423	.556	17	59	.288	86	117	.735	111	238	349	104	58	28	145	573
2021-22	BRK	72	45	1774	256	506	.506	38	94	.404	97	128	.758	100	245	345	148	77	52	176	647
2022-23	DEN*	80	31	2280	368	741	.483	91	254	.358	116	153	.758	63	183	265	268	80	28	190	923
Career		349	212	8588	1172	2431	.482	203	596	.341	432	577	.749	383	1098	1481	841	325	196	851	2979

GUILLERMO DIAZ—PPG: 0.83

Season	Team	GP	GS	MIN	FGM	FGA	FG%	3PM	3PA	3P%	FTM	FTA	FT%	OFF	DEF	TRB	AST	STL	BLK	PF	PTS
2007-08	LAC	6	0	18	1	4	.250	0	1	.000	3	5	.600	2	0	2	1	0	0	0	5
Career		6	0	18	1	4	.250	0	1	.000	3	5	.600	2	0	2	1	0	0	0	5

DEWAN HERNANDEZ—PPG: 2.33

Season	Team	GP	GS	MIN	FGM	FGA	FG%	3PM	3PA	3P%	FTM	FTA	FT%	OFF	DEF	TRB	AST	STL	BLK	PF	PTS
2019-20	TOR	6	0	28	5	14	.357	1	2	.500	4	12	.333	5	9	14	3	1	0	6	14
Career		6	0	28	5	14	.357	1	2	.500	4	12	.333	5	9	14	3	1	0	6	14

ROBERT HITE—PPG: 4.25

Season	Team	GP	GS	MIN	FGM	FGA	FG%	3PM	3PA	3P%	FTM	FTA	FT%	OFF	DEF	TRB	AST	STL	BLK	PF	PTS
2006-07	MIA	12	0	136	19	60	.317	5	23	.217	8	12	.667	4	12	16	8	3	2	8	51
Career		12	0	136	19	60	.317	5	23	.217	8	12	.667	4	12	16	8	3	2	8	51

TITO HORFORD—PPG: 1.48

Season	Team	GP	GS	MIN	FGM	FGA	FG%	3PM	3PA	3P%	FTM	FTA	FT%	OFF	DEF	TRB	AST	STL	BLK	PF	PTS
1988-89	MIL	25	0	112	15	46	.326	0	0	.000	12	19	.632	9	13	22	3	1	7	14	42
1989-90	MIL	35	0	236	18	62	.290	0	0	.000	15	24	.625	19	40	59	2	5	16	33	51
1993-94	WAS	3	0	28	0	2	.000	0	0	.000	0	0	.000	1	2	3	0	1	3	3	0
Career		63	0	376	33	110	.300	0	0	.000	27	43	.628	29	55	84	5	7	26	50	93

TIM JAMES—PPG: 1.58

Season	Team	GP	GS	MIN	FGM	FGA	FG%	3PM	3PA	3P%	FTM	FTA	FT%	OFF	DEF	TRB	AST	STL	BLK	PF	PTS
1999-00	MIA	4	0	23	5	14	.357	0	0	.000	1	3	.333	3	1	4	2	0	3	1	11
2000-01	CHA	30	0	197	16	52	.308	1	3	.333	12	14	.857	15	20	35	8	2	5	27	45
2001-02	PHL	9	0	41	5	13	.385	0	0	.000	2	6	.333	5	2	7	1	0	1	5	12
Career		43	0	261	26	79	.329	1	3	.333	15	23	.652	23	23	46	11	2	9	33	68

DeQUAN JONES—PPG: 3.70

Season	Team	GP	GS	MIN	FGM	FGA	FG%	3PM	3PA	3P%	FTM	FTA	FT%	OFF	DEF	TRB	AST	STL	BLK	PF	PTS
2012-13	ORL	63	17	803	95	218	.436	9	35	.257	34	51	.667	17	88	105	16	19	22	55	233
Career		63	17	803	95	218	.436	9	35	.257	34	51	.667	17	88	105	16	19	22	55	233

JAMES JONES—PPG: 5.24

Season	Team	GP	GS	MIN	FGM	FGA	FG%	3PM	3PA	3P%	FTM	FTA	FT%	OFF	DEF	TRB	AST	STL	BLK	PF	PTS
2003-04	IND	6	0	26	2	9	.222	1	4	.250	2	2	1.000	0	2	2	0	1	0	1	7
2004-05	IND	75	24	1330	126	318	.396	66	166	.398	53	62	.855	39	135	174	57	31	28	123	371
2005-06	PHX	75	24	1732	243	581	.418	110	285	.386	103	121	.851	44	209	253	57	38	49	142	699
2006-07	PHX	76	7	1376	162	440	.368	90	238	.378	71	81	.877	33	143	176	45	28	42	115	485
2007-08	POR	58	3	1276	143	327	.437	91	205	.444	86	98	.878	43	118	161	34	24	15	96	463
2008-09	MIA	40	1	630	55	149	.369	33	96	.344	26	31	.839	12	50	62	20	12	14	58	169
2009-10	MIA	36	6	503	43	119	.361	37	90	.411	23	28	.821	4	41	45	17	11	4	45	146
2010-11	MIA	81	8	1549	146	346	.422	123	287	.429	60	72	.833	23	137	160	43	29	19	129	475
2011-12	MIA*	51	10	666	57	150	.380	46	114	.404	25	30	.833	6	43	49	19	17	9	45	185



CANES IN THE NBA

2012-13	MIA*	38	0	221	21	61	.344	16	53	.302	2	4	.500	0	22	22	13	2	6	16	60
2013-14	MIA	20	6	236	31	68	.456	28	54	.519	7	11	.636	2	21	23	9	3	4	6	97
2014-15	CLE	57	2	669	74	201	.368	63	175	.360	39	46	.848	9	53	62	24	13	8	67	250
2015-16	CLE*	48	0	463	58	142	.408	41	104	.394	21	26	.808	8	42	50	14	11	10	50	178
2016-17	CLE	48	2	483	44	92	.478	31	66	.470	13	20	.650	3	34	17	4	16	10	37	132
Career		709	93	11098	1205	3003	.401	776	1937	.401	531	632	.840	226	1050	1276	366	226	218	930	3717

SHANE LARKIN—PPG: 5.46

Season	Team	GP	GS	MIN	FGM	FGA	FG%	3PM	3PA	3P%	FTM	FTA	FT%	OFF	DEF	TRB	AST	STL	BLK	PF	PTS
2013-14	DAL	48	0	489	52	137	.380	12	38	.316	16	25	.640	11	31	42	71	26	1	46	132
2014-15	NYK	76	22	1865	187	432	.433	35	116	.302	61	78	.782	29	147	176	226	93	9	150	470
2015-16	BRK	78	17	1751	222	502	.442	39	108	.361	83	107	.776	28	152	180	342	95	12	121	566
2017-18	BOS	54	2	775	84	219	.384	31	86	.360	32	37	.865	15	77	92	98	29	2	58	231
Career		256	41	4880	545	1290	.422	117	348	.336	192	247	.777	83	407	490	737	243	24	375	1399

SHELDON MAC—PPG: 3.00

Season	Team	GP	GS	MIN	FGM	FGA	FG%	3PM	3PA	3P%	FTM	FTA	FT%	OFF	DEF	TRB	AST	STL	BLK	PF	PTS
2016-17	WAS	30	3	287	30	75	.400	7	30	.233	23	27	.852	4	30	34	15	8	2	17	90
Career		30	3	287	30	75	.400	7	30	.233	23	27	.852	4	30	34	15	8	2	17	90

TREY MCKINNEY JONES—PPG: 0.00

Season	Team	GP	GS	MIN	FGM	FGA	FG%	3PM	3PA	3P%	FTM	FTA	FT%	OFF	DEF	TRB	AST	STL	BLK	PF	PTS
2017-18	IND	1	0	1	0	0	.000	0	0	.000	0	0	.000	0	0	0	0	0	0	0	0
Career		1	0	1	0	0	.000	0	0	.000	0	0	.000	0	0	0	0	0	0	0	0

DAVON REED—PPG: 3.06

Season	Team	GP	GS	MIN	FGM	FGA	FG%	3PM	3PA	3P%	FTM	FTA	FT%	OFF	DEF	TRB	AST	STL	BLK	PF	PTS
2017-18	PHX	21	1	242	22	76	.289	11	38	.289	8	12	.667	2	37	39	13	10	2	17	63
2018-19	IND	10	0	47	5	12	.417	2	4	.500	0	0	.000	2	4	6	3	1	0	3	12
2021-22	DEN	48	5	668	81	161	.503	37	86	.430	10	15	.667	14	94	108	53	24	9	63	209
2022-23	All	43	1	342	28	84	.33	17	46	.370	16	24	.667	10	49	59	23	15	4	39	89
2022-23	DEN*	35	1	315	25	80	.313	16	44	.364	15	20	.750	9	46	55	19	13	4	36	81
2022-23	LAL	8	0	27	3	4	.750	1	2	.500	1	4	.250	1	3	4	4	2	0	3	8
Career		122	7	1299	136	333	.408	67	174	.385	34	51	.667	28	184	212	92	50	15	122	373

JOHN SALMONS—PPG: 9.26

Season	Team	GP	GS	MIN	FGM	FGA	FG%	3PM	3PA	3P%	FTM	FTA	FT%	OFF	DEF	TRB	AST	STL	BLK	PF	PTS
2002-03	PHL	64	1	504	48	116	.414	10	31	.323	26	35	.743	16	43	59	47	17	6	53	132
2003-04	PHL	77	24	1603	161	416	.387	50	147	.340	71	92	.772	38	158	196	134	62	16	122	443
2004-05	PHL	58	8	993	85	210	.405	31	91	.341	35	48	.729	12	109	121	114	40	13	92	236
2005-06	PHL	82	24	2059	219	521	.420	26	87	.299	155	200	.775	48	172	220	223	73	13	178	619
2006-07	SAC	79	19	2135	236	516	.457	40	112	.357	159	204	.779	47	217	264	254	73	27	177	671
2007-08	SAC	81	41	2517	381	799	.477	39	120	.325	214	260	.823	76	273	349	208	93	31	171	1015
2008-09	All	79	74	2959	516	1093	.472	126	302	.417	288	347	.830	59	274	333	249	83	24	182	1446
2008-09	SAC	53	53	1980	351	744	.472	77	184	.418	191	232	.823	43	178	221	196	58	9	122	970
2008-09	CHI	26	21	979	165	349	.473	49	118	.415	97	115	.843	16	96	112	53	25	15	60	476
2009-10	All	81	56	2824	437	991	.441	118	309	.382	253	305	.830	35	235	270	223	99	26	166	1245
2009-10	CHI	51	28	1695	230	548	.420	73	192	.380	116	147	.789	18	156	174	125	65	22	101	649
2009-10	MIL	30	28	1129	207	443	.467	45	117	.385	137	158	.867	17	79	96	98	34	4	65	596
2010-11	MIL	73	70	2554	373	898	.415	83	219	.379	195	240	.812	27	239	266	252	72	28	157	1024
2011-12	SAC	46	32	1250	141	345	.409	33	112	.295	29	45	.644	20	114	134	93	38	7	77	344
2012-13	SAC	76	72	2278	244	612	.399	99	267	.371	85	110	.773	33	174	207	226	51	25	143	672
2013-14	All	78	8	1726	150	413	.363	63	163	.387	40	52	.769	20	143	163	147	47	19	124	403
2013-14	TOR	60	0	1281	109	296	.368	47	121	.388	33	45	.733	12	105	117	103	35	11	92	298
2013-14	SAC	18	8	445	41	117	.350	16	42	.381	7	7	1.000	8	38	46	44	12	8	32	105
2014-15	NOP	21	0	270	16	48	.333	8	26	.308	2	4	.500	4	17	21	13	9	4	25	42
Career		895	429	23672	3007	6978	.431	726	1986	.366	1552	1942	.799	435	2168	2603	2183	757	239	1667	8292

LONNIE WALKER IV—PPG: 9.87

Season	Team	GP	GS	MIN	FGM	FGA	FG%	3PM	3PA	3P%	FTM	FTA	FT%	OFF	DEF	TRB	AST	STL	BLK	PF	PTS
2018-19	SAS	17	0	118	16	46	.348	5	13	.385	8	10	.800	0	17	9	7	3	7	45	
2019-20	SAS	61	12	988	152	357	.426	41	101	.406	44	61	.721	23	116	139	68	32	14	78	389
2020-21	SAS	60	38	1522	256	609	.420	100	282	.355	57	70	.814	14	141	155	101	29	15	101	669
2021-22	SAS	70	6	1612	311	764	.407	111	353	.314	116	148	.784	18	163	181	152	44	19	98	849
2022-23	LAL	56	32	1297	236	527	.448	91	249	.365	91	106	.858	14	95	109	64	30	17	71	654
Career		264	88	5537	971	2303	.422	348	998	.349	316	395	.800	69	532	601	394	142	68	355	2606

* asterisk next to team name indicates NBA title

ALL-AMERICANS

Dick Hickox, 1960

AP Third Team

UPI Little Man All-American (three-time honoree)

YEAR	GP	FG-FGA	FG%	FT-FTA	FT%	REB	RPG	PTS	PPG
1958-59	25	161-378	.426	131-162	.809	98	3.9	453	18.1
1959-60	27	219-460	.476	158-198	.798	100	3.7	596	22.1
1960-61	27	180-437	.412	120-152	.788	138	5.1	480	17.8
TOTALS	79	560-1275	.439	409-512	.799	336	4.3	1529	19.4

Rick Barry, 1965

Consensus First Team (AP, NABC, USBWA and UPI)

YEAR	GP	FG-A	FG%	FT-FTA	FT%	REB	RPG	PTS	PPG
1962-63	24	162-341	.475	131-158	.829	351	14.6	455	19.0
1963-64	27	314-572	.549	242-287	.843	448	16.6	870	32.1
1964-65	26	340-651	.522	292-341	.859	475	18.3	973	37.4*
TOTALS	77	816-1564	.522	665-786	.846	1274	16.5	2298	29.8

* No. 12 in NCAA history

Don Curnutt, 1970

UPI Second Team

YEAR	GP	FG-A	FG%	FT-FTA	FT%	REB	RPG	PTS	PPG
1967-68	28	268-559	.480	99-120	.825	64	2.3	635	22.7
1968-69	24	262-613	.428	138-170	.812	72	3.0	662	27.6
1969-70	25	283-644	.439	143-166	.861	54	2.2	709	28.4
TOTALS	77	813-1816	.448	380-456	.833	190	2.5	2006	26.1

Tim James, 1999

AP Third Team, NABC Third Team

YEAR	GP	FG-A	FG%	3FG-A	3FG%	FT-FTA	FT%	REB	RPG	PTS	PPG
1995-96	28	117-221	.529	2-6	.333	46-85	.541	151	5.4	282	10.1
1996-97	29	165-380	.434	2-8	.250	73-120	.608	196	6.8	405	14.0
1997-98	28	184-379	.485	4-17	.235	97-144	.674	263	9.4	469	16.8
1998-99	30	215-451	.477	12-41	.293	115-165	.697	246	8.2	557	18.6
TOTALS	115	681-1431	.476	20-72	.278	331-514	.644	856	7.4	1713	14.9

Shane Larkin, 2013

AP Second Team, NABC Second Team, The Sporting News Third Team

John Wooden All-American, Lute Olson All-American, Lefty Driesell Defensive All-American

YEAR	GP	FG-A	FG%	3FG-A	3FG%	FT-FTA	FT%	REB	RPG	PTS	PPG
2011-12	32	73-203	.360	32-99	.323	60-70	.857	80	2.5	52	7.4
2012-13	36	183-382	.479	69-170	.406	87-112	.777	138	3.8	522	14.5
TOTALS	68	256-585	.438	101-269	.375	147-182	.808	218	3.2	760	11.2

Isaiah Wong, 2023

NABC Third Team

AP Honorable Mention, USBWA Honorable Mention

YEAR	GP	FG-A	FG%	3FG-A	3FG%	FT-FTA	FT%	REB	RPG	PTS	PPG
2019-20	31	79-190	.416	19-51	.373	63-76	.829	92	3.0	240	7.7
2020-21	27	155-360	.431	50-144	.347	102-127	.803	129	4.8	462	17.1
2021-22	37	207-458	.452	48-159	.302	104-139	.748	158	4.3	566	15.3
2022-23	37	192-431	.445	61-159	.384	153-181	.845	160	4.3	598	16.2
TOTALS	132	633-1439	.440	178-513	.347	422-523	.807	539	4.1	1866	14.1

UM, REGIONAL AND NATIONAL HONORS

RETIRED JERSEYS

2010	Rick Barry	#24	1962-65
2010	Tim James	#40	1995-99

HONORED JERSEYS

2010	Don Curnutt	#11	1967-70
2010	Dick Hickox	#13	1958-61
2010	Jack McClinton	#33	2006-09

National Coach of the Year

1995	Leonard Hamilton	UPI
2013	Jim Larrañaga	AP, Naismith, Iba, Rupp

National Player of the Year

2013	Shane Larkin	Lute Olson
------	--------------	------------

All-Americans

1960	Dick Hickox	3rd AP
1965	Rick Barry	Consensus 1st
1970	Don Curnutt	2nd UPI
1999	Tim James	3rd AP, 3rd NABC
2013	Shane Larkin	2nd AP, 3rd NABC & TSN
2023	Isaiah Wong	3rd NABC

Verizon Academic All-America

Kevin Presto	1989
James Jones	2003, Second Team

CoSIDA/Verizon All-Academic District

James Jones	2002, District III
James Jones	2003, District III
Davon Reed	2017, District IV

Skip Prosser Award

Jack McClinton	2009
Davon Reed	2017

ACC Postgraduate Scholarship Honoree

Davon Reed	2017
------------	------

Senior CLASS Award Candidates

2009	Jack McClinton
2012	Malcolm Grant
2017	Davon Reed
2020	DJ Vasiljevic
2021	Nysier Brooks
2022	Kameron McGusty (finalist)

John R. Wooden Award Finalists

2013	Shane Larkin
2023	Isaiah Wong

Lute Olson Award Finalists

2013	Shane Larkin	winner
2023	Isaiah Wong	

Naismith HOF Positional Award Finalists

2013	Shane Larkin	Bob Cousy
2023	Isaiah Wong	Jerry West

National Player of the Week

2008	Dwayne Collins	ESPN.com, 2/25/08
2008	Dwayne Collins	Rivals.com, 2/25/08
2013	Shane Larkin	Oscar Robertson, 2/5/13
2023	Isaiah Wong	Field of 68, 12/12/22
2023	Isaiah Wong	Lute Olson, 12/12/22
2023	Isaiah Wong	Oscar Robertson, 12/13/22

NABC Coach of the Year

2005	Frank Haith	District 6
2013	Jim Larrañaga	District 2

NABC All-District 6

2002	Darius Rice	First Team
2002	John Salmons	Second Team
2003	Darius Rice	First Team
2004	Darius Rice	First Team
2005	Guillermo Diaz	First Team
2006	Guillermo Diaz	First Team
2006	Robert Hite	First Team
2008	Jack McClinton	First Team
2009	Jack McClinton	First Team

NABC All-District 2

2013	Kenny Kadji	First Team
2013	Shane Larkin	First Team
2016	Sheldon McClellan	Second Team
2022	Kameron McGusty	First Team

USBWA District Coach of the Year

2013	Jim Larrañaga	District IV
2016	Jim Larrañaga	District IV

USBWA All-District IV

2006	Guillermo Diaz	First Team
2009	Jack McClinton	First Team
2013	Shane Larkin	First Team
2016	Sheldon McClellan	First Team

UM, REGIONAL AND NATIONAL HONORS

Basketball Times Coach of the Year

2013 Jim Larrañaga South District

Basketball Times All-District

2013 Shane Larkin South Team

NCAA Tournament All-Region Team

2022 Kameron McGusty Midwest
2023 Jordan Miller Midwest
2023 Nijel Pack Midwest (MOP)
2023 Isaiah Wong Midwest

NIT All-Tournament Team

2014 Sheldon McClellan
2014 Davon Reed

NABC Honors Court

Raphael Akpejori 2013
Davon Reed 2016
Chris Stowell 2018
Nysier Brooks 2020
Willie Herenton 2020
Nysier Brooks 2021
Willie Herenton 2021

Filippos Gkogkos 2022

Charlie Moore 2022

Sam Waardenburg 2022

Filippos Gkogkos 2023

Norchad Omier 2023

Slam Dunk & 3-Point Championships

2009 Jack McClinton 3-point champion

2011 DeQuan Jones Slam Dunk participant

Reese's Senior All-Star Game

2013 Durand Scott

Time Magazine World's 100 Most Influential People

2010 Willie Allen

UM Most Outstanding Male Athlete

2012-13 Shane Larkin

2022-23 Isaiah Wong

UM Iron Arrow Society

2012 Malcolm Grant

2016 Head coach Jim Larrañaga

2018 Chris Stowell





ACC HONORS

ACC Coach of the Year

Jim Larrañaga	2012-13	Coaches/ACSMA
Jim Larrañaga	2015-16	Coaches/ACSMA

ACC Player of the Year

Shane Larkin	2012-13	Coaches
Isaiah Wong	2022-23	

ACC Defensive Player of the Year

Durand Scott	2012-13	Coaches/ACSMA
--------------	---------	---------------

First Team All-ACC

Jack McClinton	2007-08	
Jack McClinton	2008-09	
Shane Larkin	2012-13	Coaches/ACSMA
Kameron McGusty	2021-22	
Isaiah Wong	2022-23	

Second Team All-ACC

Guillermo Diaz	2004-05	
Guillermo Diaz	2005-06	
Kenny Kadji	2012-13	Coaches/ACSMA
Sheldon McClellan	2015-16	Coaches/ACSMA
Jordan Miller	2022-23	

Third Team All-ACC

Robert Hite	2005-06	
Jack McClinton	2006-07	
Malcolm Grant	2010-11	
Kenny Kadji	2011-12	
Durand Scott	2012-13	Coaches
Rion Brown	2013-14	Coaches/ACSMA
Angel Rodriguez	2015-16	ACSMA
Tonye Jekiri	2015-16	Coaches
Davon Reed	2016-17	
Isaiah Wong	2020-21	
Isaiah Wong	2021-22	
Norchad Omier	2022-23	

Honorable Mention All-ACC

Robert Hite	2004-05	
Reggie Johnson	2010-11	
Durand Scott	2011-12	
Durand Scott	2012-13	ACSMA
Tonye Jekiri	2014-15	ACSMA
Sheldon McClellan	2014-15	ACSMA
Angel Rodriguez	2014-15	ACSMA
Tonye Jekiri	2015-16	ACSMA
Lonnie Walker IV	2017-18	
Chris Lykes	2019-20	
Charlie Moore	2021-22	

ACC All-Rookie Team

Durand Scott	2009-10
Shane Larkin	2011-12
Lonnie Walker IV	2017-18

ACC All-Defensive Team

Anthony King	2004-05	
Shane Larkin	2012-13	Coaches/ACSMA
Julian Gamble	2012-13	Coaches
Durand Scott	2012-13	Coaches/ACSMA
Tonye Jekiri	2014-15	Coaches/ACSMA
Tonye Jekiri	2015-16	Coaches/ACSMA
Davon Reed	2016-17	
Charlie Moore	2021-22	

ACC All-Academic Team

Brian Asbury	2005-06
Jimmy Graham	2005-06
Adrian Thomas	2005-06
Jimmy Graham	2006-07
Jack McClinton	2006-07
Jack McClinton	2007-08
Jack McClinton	2008-09
Antoine Allen	2009-10
Erik Swoope	2010-11
Adrian Thomas	2010-11
Raphael Akpejori	2012-13
Donnavan Kirk	2013-14
Davon Reed	2014-15
Davon Reed	2015-16
Davon Reed	2016-17
Bruce Brown	2016-17
Chris Lykes	2017-18
DJ Vasiljevic	2017-18
Lonnie Walker IV	2017-18
Chris Lykes	2018-19
Rodney Miller Jr.	2019-20
DJ Vasiljevic	2019-20
Nysier Brooks	2020-21
Charlie Moore	2021-22
Sam Waardenburg	2021-22

ACC Player of the Week

Robert Hite	Dec. 13, 2004
Guillermo Diaz	Jan. 10, 2005
Jack McClinton	Dec. 4, 2006
Jack McClinton	Dec. 17, 2007
Jack McClinton	Feb. 9, 2009
Reggie Johnson	Feb. 6, 2012
Durand Scott	Dec. 17, 2012
Durand Scott	Jan. 28, 2013

ACC HONORS

Shane Larkin	Feb. 4, 2013
Angel Rodriguez	Nov. 24, 2014
Sheldon McClellan	Dec. 1, 2014
Tonye Jekiri	Nov. 23, 2015
Kameron McGusty	Dec. 23, 2019
Kameron McGusty	Jan. 3, 2022
Isaiah Wong	Dec. 12, 2023
Isaiah Wong	Dec. 27, 2023
Nijel Pack	Feb. 6, 2023

ACC Rookie of the Week

Dwayne Collins	Jan. 22, 2007
Durand Scott	Nov. 16, 2009
Durand Scott	Dec. 28, 2009
Durand Scott	Jan. 11, 2010
Durand Scott	Mar. 8, 2010
Shane Larkin	Dec. 5, 2012
Bruce Brown Jr.	Dec. 12, 2016
Bruce Brown Jr.	Feb. 28, 2017
Lonnie Walker IV	Dec. 11, 2017
Chris Lykes	Jan. 8, 2018
Lonnie Walker IV	Jan. 29, 2018
Lonnie Walker IV	Feb. 5, 2018
Isaiah Wong	Feb. 17, 2020
Isaiah Wong	Feb. 24, 2020

Preseason All-ACC Team*

Jack McClinton	2008-09	First
Malcolm Grant	2011-12	First
Bruce Brown Jr.	2017-18	Second
Chris Lykes	2019-20	Second
Chris Lykes	2020-21	First
Isaiah Wong	2021-22	First
Isaiah Wong	2022-23	First

* The ACC added a second-team list in 2015-16

ACC Tournament MVP

Shane Larkin	2012-13
--------------	---------

ACC All-Tournament Team

Durand Scott	2009-10	First
Reggie Johnson	2009-10	Second
Shane Larkin	2012-13	First
Durand Scott	2012-13	First
Trey McKinney Jones	2012-13	Second
Julian Gamble	2012-13	Second
Sheldon McClellan	2015-16	Second
Kameron McGusty	2020-21	Second
Isaiah Wong	2020-21	Second
Kameron McGusty	2021-22	First
Isaiah Wong	2022-23	First
Jordan Miller	2022-23	Second





BIG EAST HONORS

BIG EAST Coach of the Year

Leonard Hamilton	1994-95
Leonard Hamilton	1998-99

BIG EAST Player of the Year

Tim James	1998-99
-----------------	---------

BIG EAST Most Improved Player

Johnny Hemsley	1998-99
----------------------	---------

BIG EAST Sportsmanship Award

John Salmons	2001-02
--------------------	---------

First Team All-BIG EAST

Tim James	1997-98
Tim James	1998-99
Johnny Hemsley	1998-99

Second Team All-BIG EAST

Tim James	1996-97
Johnny Hemsley	1999-00
Darius Rice	2001-02
John Salmons	2001-02
Darius Rice	2003-04

Third Team All-BIG EAST

Constantin Popa	1992-93
Constantin Popa	1994-95
Mario Bland	1999-00
John Salmons	2000-01
James Jones	2001-02
Darius Rice	2002-03

Honorable Mention All-BIG EAST

James Jones	2002-03
-------------------	---------

BIG EAST All-Rookie Team

Steven Edwards	1992-93
Kevin Norris	1994-95
Tim James	1995-96
Darius Rice	2000-01
Guillermo Diaz	2003-04

BIG EAST All-Tournament Team

Jerome Scott	1992
Tim James	1999
Marcus Barnes	2002

BIG EAST Academic All-Star

Nick Donovan	1995-96
Brad Timpf	1995-96
Nick Donovan	1996-97
Nick Donovan	1997-98
Jerry Schlie	1998-99
Tarik El-Bassiouni	1999-00
James Jones	1999-00
Jerry Schlie	1999-00
Paulo Coelho	2000-01
James Jones	2000-01
Jerry Schlie	2000-01
James Jones	2001-02
Jerry Schlie	2001-02
James Jones	2002-03
Danny Marakovits	2002-03

BIG EAST Player of the Week

Jamal Johnson	Dec. 20, 1993
Tim James	Dec. 16, 1996
Kevin Norris	Jan. 20, 1997
Tim James	Nov. 24, 1997
Johnny Hemsley	Jan. 5, 1998
Johnny Hemsley	Dec. 21, 1998
Tim James	Dec. 28, 1998
Johnny Hemsley	Jan. 4, 1999
Tim James	Feb. 8, 1999
Tim James	Feb. 15, 1999
Johnny Hemsley	Feb. 22, 1999
Mario Bland	Mar. 5, 2000
John Salmons	Mar. 4, 2001
John Salmons	Dec. 23, 2001
John Salmons	Dec. 31, 2001
Darius Rice	Jan. 28, 2002
Darius Rice	Jan. 27, 2003
Robert Hite	Dec. 29, 2003

BIG EAST Rookie of the Week

Steven Edwards	Jan. 24, 1993
Steven Edwards	Feb. 14, 1993
Steven Edwards	Feb. 28, 1993
Kevin Norris	Jan. 16, 1995
Tim James	Jan. 2, 1996
Tim James	Jan. 9, 1996
Tim James	Feb. 26, 1996
Tim James	Mar. 3, 1996
Marcus Barnes	Jan. 22, 2001
Darius Rice	Feb. 19, 2001
Guillermo Diaz	Dec. 8, 2003



ALL-TIME VS. AP RANKED OPPONENTS (TOP 25)

Highest-Ranked Opponent Defeated at Home

#1/1 Duke, 90-63, Jan. 23, 2013

Third-largest victory over a No. 1 team in poll history and widest such margin since 1968

Highest-Ranked Opponent Defeated on Road

#2/2 Connecticut, 73-71, Feb. 20, 1999

Highest-Ranked Opponent Defeated at Neutral Site

#2/1 Houston, 89-75, March 24, 2023 (NCAA

Tournament Round of 16 — Kansas City, Mo.)

vs. AP Ranked Teams All-Time

Overall	67-186
Home	38-71
Away	19-82
Neutral	10-33
Overtime	4-11
Single Overtime	4-7
Double Overtime	0-4
Conference Games	48-109
ACC	27-69
BIG EAST	21-40
Home	32-48
Away	16-61
Overtime	4-10
Single Overtime	4-7
Double Overtime	0-3
Non-Conference Games	19-77
Home	6-23
Away	3-21
Neutral	10-33
Postseason	7-24
ACC Tournament	1-11
BIG EAST Tournament	0-6
NCAA Tournament	6-7
Regular Season	3-9
Overtime	0-1 (2OT)

vs. AP Ranked Teams Since Rebirth in 1985-86

Overall	65-166
Home	37-59
Away	19-75
Neutral	9-32
Overtime	4-11
Single Overtime	4-7
Double Overtime	0-4
Conference Games	48-109
Non-Conference Games	17-57
Home	4-11
Away	3-14
Neutral	10-32
Overtime	0-1 (2OT)

vs. AP Ranked Teams Since Joining the ACC in 2004-05

Overall	40-93
Home	20-34
Away	12-38
Neutral	8-21
Overtime	3-7

Single Overtime	3-5
Double Overtime	0-2
Conference Games	27-69
Home	18-32
Away	9-37
Overtime	3-7
Single Overtime	3-5
Double Overtime	0-2
Non-Conference Games	13-24
Postseason	6-16
ACC Tournament	1-11
NCAA Tournament	5-5
Regular Season	7-8
Home	2-2
Away	3-1
Neutral	2-5
Overtime	n/a

vs. AP Ranked Teams under Head Coach Jim Larrañaga (since 2011-12)

Overall	29-61
Home	13-21
Away	9-25
Neutral	7-15
Overtime	2-5
Conference Games	18-45
Home	11-20
Away	7-25
Overtime	2-5
Single Overtime	2-4
Double Overtime	0-1
Non-Conference Games	11-16
Postseason	5-12
ACC Tournament	0-8
NCAA Tournament	5-4
Regular Season	6-4
Home	2-1
Away	2-0
Neutral	2-3
Overtime	n/a

vs. AP Ranked Teams at the Watsco Center (opened Jan. 4, 2003)

Overall	21-35
Conference Games	19-33
Non-Conference Games	2-2
Overtime	1-6
Single Overtime	1-3
Double Overtime	0-3

Records do not count 12 games against opponents ranked only in the UPI Poll or USA TODAY Coaches Poll, but not the Associated Press Poll.

There are eight such games since the program rebirth, including six in the ACC era. Just three of them (loss to RV/#23 Florida State on 1/27/19, win at RV/#25 Wake Forest on 2/12/22 and win versus RV/#24 Duke on 2/6/23) came under Jim Larrañaga.

ALL-TIME VS. AP RANKED OPPONENTS (TOP 10)

vs. AP Top-10 Teams All-Time

Overall	25-93
Home	12-34
Away	9-41
Neutral	4-18
Overtime	1-5
Single Overtime	1-4
Double Overtime	0-1
Conference Games	18-51
ACC	11-35
BIG EAST	7-16
Home	10-21
Away	8-30
Overtime	1-5
Single Overtime	1-4
Double Overtime	0-1
Non-Conference Games	7-42
Home	2-13
Away	1-11
Neutral	4-18
Postseason	4-13
ACC Tournament	0-6
BIG EAST Tournament	0-3
NCAA Tournament	4-4
Regular Season	0-5
Overtime	n/a

vs. AP Top-10 Teams Since Rebirth in 1985-86

Overall	23-79
Home	10-26
Away	9-35
Neutral	4-18
Overtime	1-5*
Conference Games	18-51*
Non-Conference Games	5-28
Home	0-5
Away	1-5
Neutral	4-18*
Overtime	n/a

* indicates same record/breakdown as all-time

vs. AP Top-10 Teams Since Joining the ACC in 2004-05

Overall	15-50
Home	7-16
Away	5-21
Neutral	3-14
Overtime	1-4
Single Overtime	1-3
Double Overtime	0-1
Conference Games	11-35
Home	7-15
Away	4-20
Overtime	1-4
Single Overtime	1-3

Double Overtime	0-1
Non-Conference Games	4-15
Postseason	3-10
ACC Tournament	0-6
NCAA Tournament	3-4
Regular Season	1-5
Home	0-1
Away	1-0
Neutral	0-4
Overtime	n/a

vs. AP Top-10 Teams under Head Coach Jim Larrañaga (since 2011-12)

Overall	13-27
Home	5-9
Away	5-10
Neutral	3-8
Overtime	1-3
Single Overtime	1-2
Double Overtime	0-1
Conference Games	9-19
Home	5-9
Away	4-10
Overtime	1-3
Single Overtime	1-2
Double Overtime	0-1
Non-Conference Games	4-8
Postseason	3-6
ACC Tournament	0-3
NCAA Tournament	3-3
Regular Season	1-2
Home	n/a
Away	1-0
Neutral	0-2
Overtime	n/a

vs. AP Top-10 Teams at the Watsco Center (opened Jan. 4, 2003)

Overall	7-16
Conference Games	7-15
Non-Conference Games	0-1
Overtime	0-2
Single Overtime	0-1
Double Overtime	0-2

Records do not count three games against opponents ranked only in the USA TODAY Coaches Poll, but not the Associated Press Poll. The three games are listed below...

- 1/20/03, 77-76 home win vs. #11/8 Connecticut (BIG EAST game)
- 3/12/15, 70-63 neutral-site loss vs. #11/9 Notre Dame (ACC Tournament)
- 2/24/21, 88-71 home loss vs. #11/9 Florida State (ACC game)



ALL-TIME VS. AP RANKED OPPONENTS (TOP FIVE)

vs. AP Top-Five Teams All-Time

Overall	9-51
Home	4-21
Away	3-24
Neutral	2-6
Overtime	0-3
Single Overtime	0-2
Double Overtime	0-1
Conference Games	6-34
ACC	5-25
BIG EAST	1-9
Home	3-15
Away	3-19
Overtime	0-3
Single Overtime	0-2
Double Overtime	0-1
Non-Conference Games	3-17
Home	1-6
Away	0-5
Neutral	2-6
Postseason	2-4
ACC Tournament	0-3
BIG EAST Tournament	n/a
NCAA Tournament	2-1
Regular Season	1-11
Overtime	n/a

vs. AP Top-Five Teams Since Rebirth in 1985-86

Overall	8-46
Home	3-18
Away	3-22
Neutral	2-6
Overtime	0-3*
Conference Games	6-34*
Non-Conference Games	2-12
Home	0-3
Away	0-3
Neutral	2-6*
Overtime	n/a

* indicates same record/breakdown as all-time

vs. AP Top-Five Teams Since Joining the ACC in 2004-05

Overall	7-32
Home	3-12
Away	2-14
Neutral	2-6
Overtime	0-2
Single Overtime	0-1
Double Overtime	0-1

Conference Games	5-25
Home	3-11
Away	2-14
Overtime	0-2
Single Overtime	0-1
Double Overtime	0-1
Non-Conference Games	2-7
Overtime	n/a
Postseason	2-4
ACC Tournament	0-3
NCAA Tournament	2-1
Regular Season	0-3
Home	0-1
Away	n/a
Neutral	0-2

vs. AP Top-Five Teams under Head Coach Jim Larrañaga (since 2011-12)

Overall	6-16
Home	2-6
Away	2-7
Neutral	2-3
Overtime	0-1 (2OT)
Conference Games	4-13
Home	2-6
Away	2-7
Overtime	0-1 (2OT)
Non-Conference Games	2-3
Postseason	2-2
ACC Tournament	0-1
NCAA Tournament	2-1
Regular Season	0-1
Home	n/a
Away	n/a
Neutral	0-1
Overtime	n/a

vs. AP Top-Five Teams at the Watsco Center (opened Jan. 4, 2003)

Overall	3-12
Conference Games	3-11
Non-Conference Games	0-1
Overtime	0-1 (2OT)

Records do not count one game against an opponent ranked only in the USA TODAY Coaches Poll, but not the Associated Press Poll. Miami won in overtime, 78-74, at #7/5 Duke on 2/5/12 in ACC play.

MIAMI VS. RANKED OPPONENTS (PRE-ACC ERA)

Associated Press Poll began in 1948-49 and the USA TODAY Coaches Poll began in 1991-92. Data from the UPI Poll, used prior to the USA TODAY Coaches Poll, is selectively available.

1948-49 AP UPI

1/21/49	3	—	Western Kentucky	L	78-45
1/22/49	3	—	Western Kentucky	L	63-47

1949-50 AP UPI

1/27/50	17	—	Western Kentucky	L	65-61
1/28/50	17	—	Western Kentucky	L	78-61
2/15/50	9	—	at Western Kentucky	L	79-57
2/16/50	9	—	at Western Kentucky	L	83-47

1952-53 AP UPI

1/22/53	12	—	Western Kentucky	L	98-56
---------	----	---	------------------	---	-------

1953-54 AP UPI

2/1/54	13	—	Maryland	L	63-57
--------	----	---	----------	---	-------

1955-56 AP UPI

1/4/56	12	—	Memphis	L	79-71
--------	----	---	---------	---	-------

1960-61 AP UPI

1/30/61	7	—	Louisville	W	71-69
---------	---	---	------------	---	-------

1962-63 AP UPI

12/21/62	2	2	Duke	W	71-69
----------	---	---	------	---	-------

1964-65 AP UPI

12/12/64	10	13	St. John's	L	79-77
2/2/65	—	20	Miami (Ohio)	W	100-85

1965-66 AP UPI

12/9/65	—	11	at San Francisco	L	105-89
---------	---	----	------------------	---	--------

1966-67 AP UPI

12/28/66	—	17	Western Kentucky	L	94-89
2/18/67	7	8	Houston	L	105-86
2/25/67	—	17	at St. John's	L	97-70

1967-68 AP UPI

2/15/68	1	—	at Houston	L	106-64
---------	---	---	------------	---	--------

1969-70 AP UPI

12/12/69	2	—	at UCLA	L	127-69
12/30/69	5	—	Ohio	L	99-74
1/10/70	7	—	at Jacksonville	L	121-87
2/14/70	13	—	at Houston	L	118-98
2/28/70	9	—	Florida State	L	112-96
3/4/70	6	—	Jacksonville	L	108-97

1970-71 AP UPI

1/9/71	7	—	at Jacksonville	L	124-82
3/2/71	9	—	Jacksonville	L	94-75

1985-86 AP UPI

2/19/86	2	—	at Duke	L	104-82
2/22/86	14	—	Notre Dame	L	126-73

1986-87 AP UPI

12/6/86	1	—	at North Carolina	L	122-77
1/17/87	20	—	at Kansas	L	82-47
2/21/87	18	—	at Florida	L	99-60
3/5/87	20	—	at Notre Dame	L	65-49

1987-88 AP UPI

11/27/87	9	—	vs. Michigan	L	109-76
12/30/87	11	—	vs. Purdue	L	110-82
1/2/88	18	—	Georgetown	L	82-78
1/6/88	9	—	at Duke	L	107-69
2/9/88	8	—	BYU	L	99-86

1988-89 AP UPI

12/10/88	1	—	Duke	L	117-102
1/7/89	5	—	at Georgetown	L	112-79
1/12/89	12	—	Kansas	W	87-86
1/24/89	20	—	Providence	L	106-91

1989-90 AP UPI

12/19/89	20	—	at Arizona	L	83-53
1/10/90	1	—	Kansas	L	100-73
2/5/90	25	—	at North Carolina	L	87-74

1990-91 AP UPI

12/14/90	11	—	Georgia	L	78-60
3/6/91	25	—	at DePaul	L	75-58

1991-92 AP USAT

1/2/92	5	5	at Connecticut*	L	85-62
1/7/92	18	17	at Seton Hall*	L	64-52
1/11/92	20	21	at Syracuse*	L	73-57
1/14/92	17	17	St. John's*	W	45-42
1/18/92	8	7	Connecticut*	L	77-58
2/29/92	22	19	Syracuse*	L	68-63
3/4/92	22	22	Seton Hall*	L OT	90-82
3/13/92	21	19	vs. Georgetown	L	77-64



MIAMI VS. RANKED OPPONENTS (PRE-ACC ERA)

1992-93 AP USAT

12/7/92	6	7	at Seton Hall*	L	65-56
1/2/93	10	11	Georgetown*	W	80-69
1/6/93	24	—	at Pittsburgh*	L	85-78
1/9/93	21	—	at Syracuse*	L	89-81
1/23/93	20	23	Pittsburgh*	L	86-84
2/20/93	25	—	St. John's*	W	82-77
2/23/93	14	15	Seton Hall*	L	85-73

1993-94 AP USAT

12/22/93	12	18	at Syracuse*	L	81-52
1/15/94	20	20	at Boston College*	L	69-49
2/5/94	5	6	at Connecticut*	L	73-57
2/22/94	5	5	Connecticut*	L	74-49
3/1/94	14	14	Syracuse*	L	71-69

1994-95 AP USAT

12/6/94	19	19	Syracuse*	L	83-65
1/7/95	12	13	at Georgetown*	L	71-64
1/25/95	22	25	Villanova*	L	92-62
1/28/95	6	6	at Syracuse*	L	76-51
1/31/95	4	5	at Connecticut*	L	82-57
2/4/95	13	13	Georgetown*	W	67-61
2/7/95	16	18	at Villanova*	L	73-63
3/4/95	4	5	Connecticut*	L	75-67
3/10/95	24	—	vs. Georgetown	L	69-58

1995-96 AP USAT

12/5/95	2	2	Villanova*	L	70-68
1/3/96	11	12	Syracuse*	W	75-66
1/6/96	7	6	at Connecticut*	L	73-52
1/13/96	5	5	at Georgetown*	L	72-67
1/27/96	7	7	at Villanova*	L	90-62
2/1/96	18	16	at Syracuse*	L	72-51
2/10/96	22	21	Boston College*	L	62-58
3/7/96	6	6	vs. Georgetown	L	92-62

1996-97 AP USAT

12/7/96	19	17	Syracuse*	W	67-63
1/2/97	25	25	at Boston College*	L	65-62
1/11/97	8	7	at Villanova*	W	61-59

1997-98 AP USAT

11/21/97	17	17	Charlotte	W	89-72
12/27/97	—	23	Georgia Tech	L	69-61
1/6/98	8	8	Connecticut*	W	76-67
1/10/98	25	21	at West Virginia*	L	98-84
1/18/98	15	15	at Syracuse*	L	85-67
2/10/98	23	20	Syracuse*	L	72-63
2/28/98	19	19	West Virginia*	W	70-66
3/13/98	19	20	vs. UCLA	L	65-62

1998-99 AP USAT

12/5/98	8	8	at Kentucky	L	74-65
1/6/99	10	9	St. John's*	W	84-79
1/20/99	1	1	Connecticut*	L	70-68
2/3/99	9	10	at St. John's*	W	73-70
2/8/99	18	17	at Syracuse*	W	76-63
2/20/99	2	2	at Connecticut*	W	73-71
3/5/99	10	9	vs. St. John's	L	62-59

1999-2000 AP USAT

12/18/99	7	9	North Carolina	L	78-68
1/8/00	7	8	Syracuse*	L	67-55
1/29/00	16	18	Kentucky	L	60-57
2/19/00	18	18	at Connecticut*	W	63-57
3/5/00	18	21	St. John's*	W OT	74-70
3/10/00	19	20	vs. St. John's	L	58-57
3/19/00	8	8	vs. Ohio State	W	75-62
3/24/00	18	19	vs. Tulsa	L	80-71

2000-01 AP USAT

12/4/00	14	12	at North Carolina	L	67-45
1/13/01	24	—	at Boston College*	L	82-73
1/20/01	15	15	Connecticut*	W	77-74
2/1/01	22	25	Seton Hall*	W	72-66
2/13/01	10	7	at Syracuse*	W	68-57

2001-02 AP USAT

12/15/01	21	24	vs. Indiana	W	58-53
1/2/02	23	24	at Georgetown*	W	79-71
2/2/02	17	22	Connecticut*	W	68-66
3/8/02	7	7	vs. Pittsburgh	L	76-71

2002-03 AP USAT

12/21/02	13	13	vs. Florida	L 2OT	94-93
1/11/03	3	3	at Connecticut*	L OT	83-80
1/20/03	11	8	Connecticut*	W	77-76

2003-04 AP USAT

1/7/04	12	13	at North Carolina	L	89-64
1/10/04	15	15	Pittsburgh*	L 2OT	84-80
2/14/04	—	25	Syracuse*	L	91-74
2/18/04	8	8	at Connecticut*	L	76-63
2/21/04	19	17	at Providence*	L	70-57

MIAMI VS. RANKED OPPONENTS [ACC ERA]

2004-05 AP USAT

12/4/04	19	18	at Florida	W	72-65
1/6/05	9	10	at Georgia Tech*	L	80-69
1/9/05	—	24	NC State*	W	67-66
1/19/05	4	4	Duke*	L	92-83
1/22/05	6	6	at North Carolina*	L	87-67
1/29/05	5	5	at Wake Forest*	L	94-82
2/5/05	22	24	Maryland*	W OT	75-73
2/15/05	5	5	Wake Forest*	L	68-63
3/3/05	6	6	at Duke*	L	83-59

2005-06 AP USAT

12/18/05	21	19	at NC State*	L	81-69
12/22/05	5	5	Florida	L	77-67
12/31/05	10	10	vs. Louisville	L	58-43
1/7/06	14	12	Maryland*	W	84-70
1/14/06	20	20	at North Carolina*	W	81-70
1/21/06	21	21	Boston College*	L	65-61
2/8/06	16	15	NC State*	L 2OT	86-77
2/12/06	23	24	North Carolina*	L	80-70
2/16/06	13	15	at Boston College*	L	65-54
2/19/06	2	2	at Duke*	L	92-71
3/10/06	3	3	vs. Duke	L	80-76

2006-07 AP USAT

12/3/06	21	25	Georgia Tech*	W	90-82
1/10/07	—	25	at Maryland*	W	63-58
1/14/07	11	11	Duke*	L	85-63
1/23/07	24	23	Virginia Tech*	L	92-85
1/31/07	3	3	at North Carolina*	L	105-64
2/21/07	24	19	Virginia*	W	68-60
3/8/07	17	21	vs. Maryland	W	67-62

2007-08 AP USAT

1/23/08	5	4	North Carolina*	L	98-82
1/27/08	—	25	Clemson*	W	75-72
2/2/08	3	3	at Duke*	L	88-73
2/20/08	5	4	Duke*	W	96-95
3/23/08	7	7	vs. Texas	L	75-72

2008-09 AP USAT

11/23/08	2	2	vs. Connecticut	L	76-63
12/21/08	25	25	Clemson*	L	91-72
1/10/09	24	17	at Boston College*	W	77-71
1/17/09	5	6	at North Carolina*	L	82-65
2/4/09	7	6	Wake Forest*	W	79-52
2/7/09	4	3	at Duke*	L OT	78-75
2/15/09	3	3	North Carolina*	L	69-65

2009-10 AP USAT

2/10/10	20	20	Georgia Tech*	W	64-62
2/17/10	6	6	Duke*	L	81-74
3/13/10	4	4	vs. Duke	L	77-74

2010-11 AP USAT

11/15/10	19	19	at Memphis	L	72-68
1/2/11	1	1	at Duke*	L	74-63
2/13/11	5	5	Duke*	L	81-71
3/11/11	6	7	vs. North Carolina	L	61-59

2011-12 AP USAT

12/6/11	21	20	Memphis	L	71-54
1/7/12	21	23	at Virginia*	L	52-51
1/10/12	3	3	at North Carolina*	L	73-56
2/5/12	7	5	at Duke*	W OT	78-74
2/11/12	15	17	at Florida State*	L	64-59
2/15/12	8	7	North Carolina*	L	73-64
2/26/12	15	16	Florida State*	W	78-62
3/9/12	17	17	vs. Florida State	L	82-71

2012-13 AP USAT

11/28/12	13	14	Michigan State	W	67-59
12/23/12	4	5	vs. Arizona	L	69-50
1/23/13	1	1	Duke*	W	90-63
2/2/13	19	19	at NC State*	W	79-78
3/2/13	3	3	at Duke*	L	79-76
3/28/13	15	16	vs. Marquette	L	71-61

2013-14 AP USAT

1/4/14	2	2	at Syracuse*	L	49-44
1/22/14	18	18	Duke*	L	67-46
1/25/14	2	2	Syracuse*	L	64-52
2/5/14	25	22	Pittsburgh*	L OT	59-55
2/26/14	12	11	at Virginia*	L	65-40

2014-15 AP USAT

11/17/14	8	7	at Florida	W	69-67
12/2/14	24	25	Illinois	W	70-61
1/3/15	3	3	Virginia*	L 2OT	89-80
1/13/15	4	4	at Duke*	W	90-74
1/17/15	12	12	at Notre Dame*	L	75-70
2/3/15	9	8	Louisville*	L	63-55
2/21/15	12	12	at Louisville*	L	55-53
2/28/15	15	18	North Carolina*	L	73-64
3/12/15	11	9	vs. Notre Dame	L	70-63



MIAMI VS. RANKED OPPONENTS (ACC ERA)

2015-16 AP USAT

11/20/15	16	16	vs. Utah	W	90-66
11/22/15	22	20	vs. Butler	W	85-75
01/12/16	13	11	at Virginia*	L	66-58
01/25/16	24	20	Duke*	W	80-69
02/20/16	5	4	at North Carolina*	L	96-71
02/22/16	3	3	Virginia*	W	64-61
02/27/16	11	—	Louisville*	W	73-65
03/11/16	4	4	vs. Virginia	L	73-68
03/24/16	6	6	vs. Villanova	L	92-69

2016-17 AP USAT

11/25/16	21	22	vs. Iowa State	L	73-56
1/12/17	20	20	Notre Dame*	L	67-62
1/21/17	18	18	at Duke*	L	70-58
1/28/17	9	6	North Carolina*	W	77-62
2/1/17	15	16	Florida State*	L	75-57
2/11/17	4	4	at Louisville*	L	71-66
2/20/17	18	19	at Virginia*	W OT	54-48
2/25/17	10	11	Duke*	W	55-50
3/4/17	15	17	at Florida State*	L	66-57
3/9/17	6	6	vs. North Carolina	L	78-53

2017-18 AP USAT

11/29/17	12	12	at Minnesota	W	86-81
1/7/18	24	—	Florida State*	W	80-74
1/13/18	19	17	at Clemson*	L	72-63
1/15/18	5	5	Duke*	L	83-75
2/13/18	1	3	Virginia*	L	59-50
2/27/18	9	9	at North Carolina*	W	91-88
3/8/18	12	11	vs. North Carolina	L	82-65

2018-19 AP USAT

1/3/19	18	19	NC State*	L	87-82
1/9/19	13	13	at Florida State*	L	68-62
1/19/19	13	15	North Carolina*	L	85-76
1/27/19	—	23	Florida State*	L	78-66
1/30/19	12	11	Virginia Tech*	L	82-70
2/2/19	3	3	at Virginia*	L	56-46
2/9/19	8	8	at North Carolina*	L OT	88-85
3/2/19	3	2	at Duke*	L	87-57
3/8/19	15	16	at Virginia Tech*	L	84-70
3/13/19	16	15	vs. Virginia Tech	L	71-56

2019-20 AP USAT

11/5/19	5	5	Louisville*	L	87-74
1/4/20	2	2	Duke*	L	95-62
1/7/20	13	11	at Louisville*	L	74-58
1/18/20	9	9	Florida State*	L OT	83-79
1/21/20	8	8	at Duke*	L	89-59
2/8/20	8	8	at Florida State*	L	99-81
3/4/20	22	22	Virginia*	L	46-44

2020-21 AP USAT

12/29/20	24	—	at Virginia Tech*	L	80-78
1/16/21	16	18	Louisville*	W	78-72
1/27/21	16	16	at Florida State*	L	81-59
2/6/21	16	16	Virginia Tech*	L OT	80-76
2/24/21	11	9	Florida State*	L	88-71
3/1/21	21	20	at Virginia*	L	62-51

2021-22 AP USAT

11/28/21	10	9	vs. Alabama	L	96-64
1/8/22	2	2	at Duke*	W	76-74
2/12/22	—	25	at Wake Forest*	W	76-72
3/11/22	7	7	vs. Duke	L	80-76
3/18/22	21	22	vs. Southern Cal	W	68-66
3/20/22	8	7	vs. Auburn	W	79-61
3/27/22	3	3	vs. Kansas	L	76-50

2022-23 AP USAT

12/17/22	6	6	Virginia*	W	66-64
2/4/23	20	19	at Clemson*	W	78-74
2/6/23	—	23	Duke*	W	81-59
3/4/23	25	25	Pittsburgh*	W	78-76
3/10/23	21	21	vs. Duke	L	85-78
3/19/23	21	19	vs. Indiana	W	85-69
3/24/23	2	1	vs. Houston	W	89-75
3/26/23	5	7	vs. Texas	W	88-81
4/1/23	10	12	vs. Connecticut	L	72-59

Italics indicates team was ranked in the UPI Poll or USA TODAY Coaches Poll, but not the Associated Press Poll.



MIAMI IN THE POLLS

	AP	USAT/ UPI							
1959-60			2/18/02	17	13	2/15/16	11	10	
12/30/59	15	—	2/25/02	22	18	2/22/16	12	11	
1/5/60	14	—	3/3/02	20	16	2/29/16	7	7	
1/13/60	15	—	3/10/02	21	21	3/7/16	11	11	
1/19/60	11	—				3/14/16	T10	11	
1/27/60	11	—	2007-08			Final		8	
2/3/60	11	—	12/17/07	22	22				
2/10/60	10	—	12/24/07	19	19	2016-17			
2/16/60	10 (3)	—	1/7/08	25	—	2/27/17	25	25	
2/24/60	9 (2)	—	1/14/08	21	24				
3/1/60	8 (7)	—	2008-09			2017-18			
Final	10	—	Preseason	17	16	Preseason	13	12	
			11/17/08	17	16	11/13/17	11	12	
1962-63			11/24/08	22	21	11/20/17	11	11	
1/2/63	HM	15	12/1/08	21	22	11/27/17	10	13	
1/30/63	—	18	12/8/08	—	25	12/4/17	10	11	
			AP	USAT		12/11/17	6	8	
1964-65			2009-10			12/18/17	6	7	
Preseason	HM	16	1/11/10	23	—	12/25/17	15	16	
1/20/65	—	T19				1/1/18	15	17	
2/17/65	HM	T19	2012-13			1/8/18	18	19	
2/23/65	HM	17	1/21/13	25	—	1/15/18	25	23	
			1/28/13	14	15	1/22/18	—	24	
1998-99			2/4/13	8	11	2/5/18	25	25	
1/18/99	25	—	2/12/13	3	4	3/5/18	24	25	
1/25/99	23	25	2/18/13	2	2	3/12/18	22	25	
2/1/99	25	—	2/25/13	5	7	2021-22			
2/8/99	16	21	3/4/13	6	7	Final		T16	
2/15/99	15	16	3/11/13	9	10				
2/22/99	11	13	3/18/13	5	4		AP	USAT	
3/1/99	9	10	Final		10	2022-23			
3/8/99	10	12				12/12/22	25	25	
Final		T12	2014-15			12/19/22	22	22	
			11/24/14	17	20	12/26/22	14	16	
1999-2000			12/1/14	15	15	1/2/23	12	12	
Preseason	25	24	12/8/14	20	T21	1/9/23	16	15	
11/22/99	—	24	12/15/14	18	19	1/16/23	17	16	
11/29/99	—	25	1/26/15	23	23	1/23/23	20	19	
3/6/00	23	—				1/30/23	23	21	
3/13/00	23	25	2015-16			2/6/23	19	20	
Final		20	11/23/15	15	19	2/13/23	15	13	
			11/30/15	21	21	2/20/23	13	11	
2001-02			12/7/15	17	20	2/27/23	16	15	
12/24/01	24	23	12/14/15	15	19	3/6/23	14	13	
12/31/01	21	21	12/21/15	13	16	3/13/23	16	15	
1/7/02	21	20	12/28/15	13	15	Final		3	
1/14/02	24	20	1/4/16	12	11				
1/21/02	22	19	1/11/16	8	6				
1/28/02	15	16	1/18/16	15	14				
2/4/02	12	11	1/25/16	15	13				
2/11/02	13	11	2/1/16	17	15				
			2/8/16	12	11				



AP RANKED MATCHUPS

1998-99	AP Rank	UM OPP		
1/20/99	25 1	Connecticut*	L	70-68
2/3/99	25 9	at St. John's*	W	73-70
2/8/99	16 18	at Syracuse*	W	76-63
2/20/99	15 2	at Connecticut*	W	73-71
3/5/99	10 9	vs. St. John's&	L	62-59

1999-2000	AP Rank	UM OPP		
3/10/00	23 19	vs. St. John's&	L	58-57
3/19/00	23 8	vs. Ohio State\$	W	75-62
3/24/00	23 18	vs. Tulsa\$	L	80-71

2001-02	AP Rank	UM OPP		
1/2/02	21 23	at Georgetown*	W	71-79
2/2/02	15 17	Connecticut*	W	68-66
3/8/02	21 7	vs. Pittsburgh&	L	76-71

2008-09	AP Rank	UM OPP		
11/23/08	17 2	vs. Connecticut	L	76-63

2012-13	AP Rank	UM OPP		
1/23/13	25 1	Duke*	W	90-63
2/2/13	14 19	at NC State*	W	79-78
3/2/13	5 3	at Duke*	L	79-76
3/28/13	5 15	vs. Marquette\$	L	71-61

2014-15	AP Rank	UM OPP		
12/2/14	15 24	Illinois	W	70-61

2015-16	AP Rank	UM OPP		
1/12/16	8 13	at Virginia*	L	66-58
1/25/16	15 24	Duke*	W	80-69
2/20/16	11 5	at North Carolina*	L	96-71
2/22/16	12 3	Virginia*	W	64-61
2/27/16	12 11	Louisville*	W	73-65
3/11/16	11 4	vs. Virginia#	L	73-68
3/24/16	10 6	vs. Villanova\$	L	92-69

2016-17	AP Rank	UM OPP		
3/4/17	25 15	at Florida State*	L	66-57

2017-18	AP Rank	UM OPP		
11/29/17	10 12	at Minnesota@	W	86-81
1/7/18	15 24	Florida State*	W	80-74
1/13/18	18 19	at Clemson*	L	72-63
1/15/18	25 5	Duke*	L	83-75
3/8/18	24 12	vs. North Carolina#	L	82-65

AP Rank	UM OPP		
2022-23	UM OPP		
12/20/22	25 6	Virginia*	W 66-64
2/4/23	23 29	at Clemson*	W 78-74
3/4/23	16 25	Pittsburgh*	W 78-76
3/10/23	14 21	vs. Duke#	L 85-78
3/19/23	16 21	vs. Indiana\$	W 85-69
3/24/23	16 2	vs. Houston\$	W 89-75
3/26/23	16 5	vs. Texas\$	W 88-81
4/1/23	16 10	vs. Connecticut\$	L 72-59

Overall Record: 20-18 (9-6 ACC)

* Conference game
ACC Tournament
& BIG EAST Tournament
\$ NCAA Tournament
@ ACC/Big Ten Challenge

List includes all games in program history with both teams ranked in the Associated Press Poll

Miami has once played with both teams ranked in the USA TODAY Coaches Poll, but not the AP Poll: #19/20 Miami beat RV/#24 Duke, 81-59, at home in an ACC game on 2/6/23.

MIAMI AS A TOP-25 TEAM

1959-60

1/2	[15] South Carolina	W OT	107-106
1/7	[14] at Iona	W	69-67
1/13	[15] at Jacksonville	W OT	78-70
1/14	[15] at Florida	W	70-65
1/16	[15] at Florida State	W	93-91
1/23	[11] Houston	L	79-88
1/29	[11] Oklahoma City	W	97-84
2/2	[11] at Rollins	W	90-79
2/3	[11] at Tampa	W	74-73
2/4	[11] at Stetson	W	94-86
2/6	[11] at Florida Southern	W	88-71
2/11	[10] Stetson	L	72-73
2/18	[10] Florida Southern	W	121-85
2/22	[10] Kentucky Wesleyan	W	104-05
2/27	[9] Florida State	W	107-89
3/8	[8] Western Kentucky\$	L	84-107

1962-63

1/3	[-/15] at St. John's	W	67-59
1/4	[-/15] at La Salle	L	76-78
1/30	[-/18] at Rollins	W	120-72
2/1	[-/18] at Stetson	L	64-66
2/2	[-/18] at Florida Southern	W	99-83
2/5	[-/18] Jacksonville	W	112-105

1964-65

1/21	[-/1-19] at Florida	L	69-86
1/23	[-/1-19] at Rollins	W	128-92
2/20	[-/1-19] Houston	W	103-91
2/23	[-/17] Rollins	W	148-79
3/1	[-/17] Florida State	W	82-75

AP Poll expanded to 25 teams in 1989-90

1998-99

1/20	[25/25] #2/2 Connecticut*	L	68-70
1/24	[25/25] at Boston College*	W	75-67
1/27	[23/25] Seton Hall*	W	77-71
1/30	[23/25] at Pittsburgh*	L	54-60
2/3	[25/25] at St. John's*	W	73-70
2/6	[25/25] Georgetown*	W	71-58
2/8	[16/21] at Syracuse*	W	76-63
2/13	[16/21] at Providence*	W	69-65
2/16	[16/21] Villanova*	W	103-82
2/20	[16/21] at Connecticut*	W	73-71
2/23	[11/13] Pittsburgh*	W	85-52
2/27	[11/13] Rutgers*	W	68-63
3/4	[9/10] vs. Georgetown&	W	65-54

3/5	[9/10] vs. #9/10 St. John's&	L	59-62
3/12	[10/12] vs. Lafayette\$	W	75-54
3/14	[10/12] vs. Purdue\$	L	63-73

1999-2000

11/19	[-/24] at UCF	W	81-54
11/23	[-/24] Monmouth	W	67-46
11/30	[-/25] Bethune-Cookman	W	102-75
3/9	[23/23] vs. Notre Dame&	W	61-58
3/10	[23/23] vs. #19/20 St. John's&	L	57-58
3/17	[23/25] vs. Arkansas\$	W	75-71
3/19	[23/25] vs. #8/8 Ohio State\$	W	75-62
3/24	[23/25] vs. #18/19 Tulsa\$	L	71-80

2001-02

12/27	[24/23] at LSU	W	68-61
12/30	[24/23] St. Francis (PA)	W	71-48
1/2	[21/21] at #23/24 Georgetown*	W	79-71
1/5	[21/21] at Connecticut*	L	75-76
1/8	[21/20] at St. John's*	L	60-71
1/12	[21/20] at Virginia Tech*	W	77-68
1/15	[24/20] Pittsburgh*	W 2OT	76-69
1/19	[24/20] Providence*	W OT	102-96
1/24	[22/19] Villanova*	W	76-58
1/29	[15/16] Boston College*	L	65-70
2/2	[15/16] #17/22 Connecticut*	W	68-66
2/5	[12/11] at Villanova*	W	65-56
2/10	[12/11] at Boston College*	L	63-76
2/13	[13/11] St. John's*	W	79-56
2/17	[13/11] at Rutgers*	L	61-64
2/23	[17/13] Notre Dame*	L	77-90
2/26	[22/18] at Providence*	W	81-65
3/2	[22/18] Virginia Tech*	W	83-77
3/7	[21/21] vs. Georgetown&	W	84-76
3/8	[21/21] vs. #7/7 Pittsburgh&	L	71-76
3/14	[21/21] vs. Missouri\$	L	80-93

2007-08

12/17	[22/22] Stetson	W	89-53
12/20	[22/22] North Florida	W	85-63
12/23	[22/22] North Carolina A&T	W	95-64
12/29	[19/19] vs. Winthrop^	L	70-76
1/12	[25/RV] Georgia Tech*	W	78-68
1/15	[21/24] at Boston College*	L	66-76
1/19	[21/24] at NC State*	L OT	77-79

2008-09

11/15	[17/16] Florida Southern	W	96-60
11/21	[17/16] vs. Southern Miss+	W	70-60
11/23	[17/16] vs. #2/2 Connecticut+	L	63-76



MIAMI AS A TOP-25 TEAM

11/24	[22/21] vs. San Diego+	W	80-45	12/29	[13/15] Princeton	W	76-64
11/29	[22/21] Stetson	W	79-65	1/2	[13/15] Syracuse*	W	64-51
12/2	[21/22] Ohio State@	L	68-73	1/9	[12/11] Florida State*	W	72-59
12/6	[21/22] at Kentucky	W	73-67	1/12	[8/9] at #13/11 Virginia*	L	58-66
12/12	[RV/25] FIU	W	76-50	1/16	[8/9] at Clemson*	L	65-76
12/14	[RV/25] Robert Morris	W	70-62	1/20	[15/14] at Boston College*	W	67-53

2009-10

1/13	[23/RV] at Virginia Tech*	L	66-81
1/16	[23/RV] at Virginia*	L	57-75

2012-13

1/23	[25/RV] #1/1 Duke*	W	90-63
1/27	[25/RV] Florida State*	W	71-47
1/30	[14/15] at Virginia Tech*	W	73-64
2/2	[14/15] at #19/19 NC State*	W	79-78
2/5	[8/11] Boston College*	W	72-50
2/9	[8/11] North Carolina*	W	87-61
2/13	[3/4] at Florida State*	W	74-68
2/17	[3/4] at Clemson*	W	45-43
2/19	[2/2] Virginia*	W	54-50
2/23	[2/2] at Wake Forest*	L	65-80
2/27	[5/7] Virginia Tech*	W	76-58
3/2	[5/7] at #3/3 Duke*	L	76-79
3/6	[6/7] Georgia Tech*	L	69-71
3/9	[6/7] Clemson*	W	62-49
3/15	[9/10] vs. Boston College#	W	69-58
3/16	[9/10] vs. NC State#	W	81-71
3/17	[9/10] vs. North Carolina#	W	87-77
3/22	[5/4] vs. Pacific#	W	78-49
3/24	[5/4] vs. Illinois#	W	63-59
3/28	[5/4] vs. #15/16 Marquette\$	L	61-71

2014-15

11/25	[17/20] at Charlotte%	W	77-74
11/28	[17/20] South Alabama	W	87-75
12/2	[15/15] #24/25 Illinois@	W	70-61
12/6	[15/15] Green Bay	L	55-68
12/8	[20/21] Savannah State	W	70-39
12/19	[18/19] Eastern Kentucky	L	44-72
1/28	[23/23] Georgia Tech*	L	50-70
2/1	[23/23] at Florida State*	L	54-55

2015-16

11/27	[15/19] Northeastern	L	77-78
12/1	[21/21] at Nebraska@	W OT	77-72
12/5	[21/21] Charlotte	W	88-60
12/8	[17/20] Florida	W	66-55
12/19	[15/19] Co. of Charleston	W	85-63
12/22	[13/16] at La Salle	W	95-49

12/29	[13/15] Princeton	W	76-64
1/2	[13/15] Syracuse*	W	64-51
1/9	[12/11] Florida State*	W	72-59
1/12	[8/9] at #13/11 Virginia*	L	58-66
1/16	[8/9] at Clemson*	L	65-76
1/20	[15/14] at Boston College*	W	67-53
1/23	[15/14] Wake Forest*	W	77-63
1/25	[15/13] #24/20 Duke*	W	80-69
1/30	[15/13] at NC State*	L	69-85
2/3	[17/15] Notre Dame*	W	79-70
2/7	[17/15] at Georgia Tech*	W	75-68
2/9	[12/11] Pittsburgh*	W	65-63
2/14	[12/11] at Florida State*	W	67-65
2/17	[11/10] Virginia Tech*	W	65-49
2/20	[11/10] at #5/4 North Carolina*	L	71-96
2/22	[12/11] #3 Virginia*	W	64-61
2/27	[12/11] #11/- Louisville*	W	73-65
3/2	[7/7] at Notre Dame*	W	68-50
3/5	[7/7] at Virginia Tech*	L	62-77
3/10	[11/11] vs. Virginia Tech#	W	88-82
3/11	[11/11] vs. #4 Virginia#	L	68-73
3/17	[10/11] vs. Buffalo\$	W	79-72
3/19	[10/11] vs. Wichita State\$	W	65-57
3/24	[10/11] vs. #6 Villanova\$	L	69-92

2016-17

2/27	[25] at Virginia Tech*	L	61-66
3/4	[25] at #15/17 Florida State*	L	57-66

2017-18

11/10	[13/12] Gardner-Webb	W	77-45
11/12	[13/12] Navy	W	89-55
11/16	[11/12] Florida A&M	W	90-59
11/22	[11/11] vs. La Salle	W	57-46
11/25	[11/11] North Florida	W	86-65
11/29	[10/13] at #12 Minnesota@	W	86-81
12/2	[10/13] vs. Princeton	W	80-52
12/5	[10/11] Boston University	W	69-54
12/16	[6/8] at George Washington	W	59-59
12/22	[6/7] at Hawaii	W	75-57
12/23	[6/7] vs. New Mexico State	L	54-63
12/25	[15/16] vs. Middle Tennessee	W	84-81
12/30	[15/16] at Pittsburgh*	W	67-53
1/3	[15/17] at Georgia Tech*	L	54-64
1/7	[15/17] #24/RV Florida State*	W	80-74
1/13	[18/19] at #19/17 Clemson*	L	63-72
1/15	[25/23] #5 Duke*	L	75-83
1/21	[25/23] at NC State*	W	86-81
1/24	[RV/24] Louisville	W OT	78-75
1/27	[RV/24] at Florida State	L OT	94-103



MIAMI AS A TOP-25 TEAM

2/7	[25/25] Wake Forest*	W	87-81
2/10	[25/25] at Boston College*	L	70-72
3/8	[24/25] vs. #12/11 North Carolina#	L	65-82
3/15	[22/24] vs. Loyola Chicago\$	L	62-64

2022-23

12/17	[25/25] St. Francis (PA)	W	91-76
12/20	[22/22] #6/6 Virginia*	W	66-64
12/30	[14/16] at Notre Dame*	W	76-65
1/4	[12/12] at Georgia Tech*	L	76-70
1/11	[16/15] Boston College*	W	88-72
1/14	[16/15] at NC State*	L OT	83-81
1/16	[17/16] Syracuse*	W	82-78
1/21	[17/16] at Duke*	L	68-66
1/24	[20/19] at Florida State*	W	86-63
1/28	[20/10] at Pittsburgh*	L	71-68
1/31	[23/21] Virginia Tech*	W	92-83
2/4	[23/21] at #20/19 Clemson*	W	78-74
2/6	[19/20] RV/#24 Duke*	W	81-59
2/11	[19/20] Louisville*	W	93-85
2/13	[15/13] at North Carolina*	W	80-72
2/18	[15/13] Wake Forest*	W	96-87
2/21	[13/11] at Virginia Tech*	W	76-70

2/25	[13/11] Florida State*	L	85-84
3/4	[16/15] #25/25 Pittsburgh*	W	78-76
3/9	[14/13] vs. Wake Forest#	W	74-72
3/10	[14/13] vs. #21/21 Duke#	L	85-78
3/17	[16/15] vs. Drake\$	W	63-56
3/19	[16/15] vs. #21/19 Indiana\$	W	85-69
3/24	[16/15] vs. #2/1 Houston\$	W	89-75
3/26	[16/15] vs. #5/7 Texas\$	W	88-81
4/1	[16/15] vs. #10/12 Connecticut\$	L	72-59

* Conference game

ACC Tournament

& BIG EAST Tournament

\$ NCAA Tournament

@ ACC/Big Ten Challenge

^ Orange Bowl Classic (Sunrise, Fla.)

+ Paradise Jam (St. Thomas, U.S.V.I.)

% Gildan Charleston Classic (Charleston, S.C.)

Italics indicate team was not ranked in AP Poll, just in Coaches Poll (18 such games total, only seven since the program rebirth in 1985-86)



ALL-TIME LETTER WINNERS

Adams, Brandon.....	1988-92	Clarke, Karron.....	2003-04	Gkogkos, Filippos.....	2019-23
Adams, Garrus.....	2009-14	Clemente, Denis.....	2005-07	Glenn, Darrell.....	1985-86
Aire, Favour.....	2022-23	Cobb, Don.....	1947-49	Glover, Landon.....	2006-08
Akpejori, Raphael.....	2010-14	Coelho, João Paulo..	1998-00, 2001-03	Godfrey, Ron.....	1958-61
Angelus, Charles.....	1945-46	Cohen, Julie.....	1959-62	Gonzalez, Orlando.....	1999-01
Alix, Lou.....	1961-62	Collins, Dwayne.....	2006-10	Gordon, Joe.....	2000-01
Allen, Antoine.....	2009-10	Contreras, Edward.....	1956-59	Graham, Jimmy.....	2005-09
Allen, Ken.....	1960-63	Copeland, Keaton.....	2004-07	Grant, Malcolm.....	2009-12
Allen, Willie.....	1968-71	Corcoran, John.....	1938-39	Green, Bob.....	1963-67
Alter, Foster.....	1930-31	Courtney, Cliff.....	1927-28	Green, Tom.....	1967-69
Applegate, Bruce.....	1958-61	Cross, Matt.....	2020-21	Grist, Joe.....	1949-51
Arterburn, Harold.....	1953-55	Crowe, Luke.....	1930-31	Grob, Charles.....	1963-66
Asbury, Brian.....	2005-09	Cruz Uceda, Ivan.....	2014-16	Guimento, Chuck.....	1938-40
Ashman, Rodger.....	1926-29	Curcio, Mike.....	1996-98	Hagan, Arthur.....	1945-46
		Curnutt, Don.....	1967-70	Hamilton, Gary.....	2002-06
				Hamilton, George.....	1938-39
Barker, Chuck.....	1994-96	Dampier, John.....	1963-65	Hammond, Dod.....	1959-60
Barnes, Lucas.....	1996-98	Davis, Jerry.....	1956-57, 1958-59	Hanley, Charles.....	1967-68
Barnes, Marcus.....	2000-02	Davis, Howard.....	1938-40	Hansen, Louis.....	1928-29, 1930-31
Barry, Rick.....	1962-65	Davis, Will.....	1992-97	Harden III, Leonard.....	2003-04
Batemon, Glenn.....	2004-05	Dawson, Tim.....	1985-88	Harris, Anthony.....	2003-07
Bates, John.....	1963-64, 1965-67	Denton, Bob.....	1952-54	Harris, Lionel.....	1970-71
Bazil, Alex.....	1940-41	Dews, James.....	2006-10	Harvey, Tim.....	1985-87
Beckner, Wayne.....	1962-65	Diaz, Guillermo.....	2003-06	Heffer, Larry.....	1961-62
Berghoff, Dick.....	1957-58	Djahue, Rodrigue.....	2000-04	Heller, Justin.....	2010-14
Berumen, Rafael.....	2001-03	Donovan, Nick.....	1995-99	Hemsley, Johnny.....	1996-00
Beverly, Harlond.....	2019-23	Douglas, Bob.....	1941-42	Herenton, Willie.....	2018-21
Bland, Mario.....	1996-00	Doyle, Keith.....	1945-46	Hickox, Dick.....	1958-61
Bleier, Ted.....	1927-29	Dunn, Eddie.....	1938-39	Hicks, Raymond.....	2004-08
Boyle, Gene.....	1939-40	Dunn, Mitchell.....	1994-95	High, Tshombe.....	1993-94
Brooks, Nysier.....	2020-21	Dusewicz, Adam.....	1991-94	Hilbish, Tom.....	1938-41
Brown, Bruce.....	2016-18			Hill, Dan.....	1930-31
Brown, Eric.....	1985-89	Edwards, Lou.....	1945-47	Hite, Robert.....	2002-06
Brown, Rion.....	2010-14	Edwards, Steven.....	1992-96	Hoban, Gene.....	1954-56
Buncum, Omari.....	2006-07	El-Bassiouni, Tarik.....	1999-00	Hocker, Thomas.....	1987-90
Burdette, Marty.....	1955-58	Elliott, Doug.....	1989-91	Hoffman, Richard.....	1951-53
Burnett, Deandre.....	2014-15	Evans, John.....	1928-29, 1930-31	Holiber, Charles.....	1961-63
Burns, Dennis.....	1985-89			Horford, Tito.....	1986-88
Burton, Trevor.....	1989-93	Fernandez, Michael.....	2013-15	Houston, Kevin.....	1998-99
Butler, Lee.....	2004-06	Ferrara, Tony.....	1947-50	Howard, Lemuel.....	1986-87
Butts, Bernie.....	1962-64	Fisher, Michael.....	1946-47	Howell, Douglas.....	1953-55
Byars-Dawson, Mike.....	1997-99	Focht, Dick.....	1950-51	Hubbard, Lee.....	1970-71
		Franklin, Alfred "Red".....	1927-29	Huell, Dewan.....	2016-18
		Fraser, Alex.....	1993-97	Hughes, Bryan.....	1985-87
Caldwell, Justin.....	1989-91	Frazier, Steve.....	1992-96, 97-98	Hurd, Leroy.....	1999-01
Cambell, Bob "Whitey".....	1946-50	Friedman, Abe.....	1946-50	Hurdle, Lance.....	2007-09
Canaday, Wayne.....	1968-70	Friedman, Mike.....	1955-56	Hutslar, Mike.....	1967-70
Cantrell, Dennis.....	1967-70	Frisby, William.....	2001-02, 2003-05		
Carbonneau, Harold.....	1927-28			Ibach, Ervin.....	1946-49
Carifeo, George.....	1940-42	Gak, Deng.....	2018-22	Ingemi, Mike.....	1947-48
Carroll, Bob.....	1947-48	Gamble, Julian.....	2008-13	Isles, David.....	1994-95
Carson, James.....	1952-55	Gardner, Joe.....	1956-59	Izundu, Ebuka.....	2015-19
Casey, AJ.....	2022-23	Gardner, Michael.....	1991-94		
Catha, Larry.....	1926-29	Gay, Charles.....	1969-70	James, Harvey.....	1945-46
Chadroff, Sy.....	1949-52	Gee, Junior.....	1964-67	James, Tim.....	1995-99
Champouillon, David.....	1985-86	Gilbert, Lawrence.....	2006-07	Jekiri, Tonye.....	2012-16
Clark, Adam.....	1991-93				
Clark, Clifton.....	1995-97				

ALL-TIME LETTER WINNERS

Jennings, Vernon.....	1996-00	McCormick, Torey.....	1993-97	Quigtar, Ryan	2008-12
Johnson, Jamal	1993-94	McCoy, Mike.....	1960-63	Randon, Joseph	1988-92
Johnson, Reggie.....	2009-13	McGowan, Cyrus.....	2008-10	Reed, Davon.....	2013-17
Johnson, Zach	2018-19	McGuire, John	1926-28	Rice, Darius.....	2000-04
Jones, DeQuan.....	2008-12	McGusty, Kameron	2019-22	Rich, Steve	1993-96
Jones, James	1999-03	McKinney Jones, Trey	2011-13	Richardson, Mark	1985-89
Jones, Rick	1964-67	McNulty, Joe	1946-48	Rios, Eddie	2007-09
Joseph, Bensley	2021-23	Mell, John	1945-46	Roberson, Terrell	1985-86
Jovanovich, Danilo	2022-23	Mercurio, Marion.....	1928-29	Roberts, Oti	1999-00
Jupin, Gene	1941-42	Miani, Richard.....	1952-56	Robinson, Jakai.....	2022-23
Kadji, Kenny	2011-13	Miller, Jordan	2021-23	Robinson, Mike.....	2015-18
Kahn, Andy	1990-91	Miller Jr., Rodney..	2016-18, 2019-22	Rodgers, Dan	1965-68
Kasulin, Al	1941-42	Moore, Bruce	1987-89	Rodriguez, Angel	2014-16
Keene, Howard.....	1950-53	Moore, Charlie	2021-22	Rosa, Anthony	1992-96
Kees, James.....	1940-41	Morris, Edwin.....	1955-58	Ross, Joe.....	1987-91
Kessler, Larry.....	1962-63	Morton, Jake.....	1988-93	Ryan, Jack.....	1948-49
Kichefski, Robert	1954-55	Munley, Joe	1956-58	Ryskamp, Kenneth	1954-55
Kieserman, Jim	1991-92	Murphy, Kamari	2015-17	Salmons, John.....	1998-02
King, Anthony	2003-06, 2007-08	Murray, Robert.....	1954-55	Schayowitz, Willie	1951-54
Kirk, Donnavan	2009-10, 13-14	Musante, Andy.....	1941-42	Schlie, Jerry.....	1997-99, 2000-02
Kisker, David.....	1970-71	Nass, Fabio	2006-08	Schneckenberg, Bob	1985-87
Klein, Richard	1970-71	N'Diaye, Ismael	2002-03	Schneider, Jack	1949-52
Klima, Edward	1953-56	Nebel, Norm	1957-59	Schuler, Harold	1946-47
Kojkowski, Stanley.....	1955-57	Newton, Ja'Quan	2014-18	Schuyler, Charles	1947-48
Konel, Dave	1939-40	Nicholas, Dave	1952-53	Scott, Durand	2009-13
Krutulis, Joe.....	1939-42	Noblet, Mike	1985-87	Scott, Jerome	1988-92
Landis, Dave.....	1958-60	Norris, Kevin	1994-98	Scott, Tom.....	1940-41
Larkin, Shane	2011-13	Noti, Charles.....	1966-68	Shapiro, Bruce.....	1959-61
Law, Rick	1969-71	Nugent, Nick	1955-56	Sherman, Omar	2014-15
Lawrence II, Anthony	2015-19	Nylin, Bob	1969-70	Shipe, Paul	1990-91
Lawrence Sr., Anthony.....	1991-93	O'Brien, Jimmy	1926-27	Silvis, Richard.....	1951-52
Lawrence, Bruce	1954-55	Oesch, Harold	1938-39	Simmons, Michael ..	1998-99, 2000-03
Lawrence, Pat	1991-94	Okpalobi, Brandon	2000-05	Sistik, Phil	1945-46
Lecomte, Manu	2013-15	Olaniyi, Elijah	2020-21	Skalaski, Charles.....	1945-46
Lee, Harford.....	1940-41	Omier, Norchad.....	2022-23	Snell, Willie	1970-71
Leidy, Bob	1957-58	Oosterbroek, Thomas.....	2021-22	Snider, Martin	1958-60
Lipchick, Pete	1945-46	O'Neil, Jack	1951-52	Soens, Bill.....	1966-68
Logan, Reo	2000-01	Oram, Harold.....	1926-28	Solie, Lloyd.....	1927-29, 1930-31
Logan, Samarr	1989-92	O'Riordan, Kevin	1970-71	Sorenson, Steve	2012-14
Lutsky, Kal	1946-47	Osbourne, John	1968-70	Spagnolo, Bob	1969-71
Lykes, Chris	2017-21	Pack, Nijel.....	2022-23	Spisak, Jack	1959-60, 1961-63
Lyons, Herman	1927-29	Palmer, James.....	2014-16	Stage, Gene	1955-58
MacDonald, Mackey.....	1948-51	Parker, Chris.....	1991-94	Stanton, Bob.....	1926-28
Mack, Anthony	2018-19	Parker, Rusty.....	1965-68	Stavreti, Carl.....	1960-63
Manuel, Todd	1997-98	Patrican, Don	1963-66	Stavreti, Chris	1959-62
Manushaw, Harry.....	1958-61	Pearson, Lorenzo	1992-96	Steiner, Bob.....	1955-56, 1957-58
Marakovits, Danny.....	2000-03	Polnitz, Reggie	1987-89	Stevenson, Jerry.....	1967-69
Marcus, Stewart.....	1963-66	Popa, Constantin	1991-95	Stone, Keith	2019-20
Mayhand, Antoine.....	2004-05	Poplar, Wooga.....	2021-23	Stowell, Chris	2014-18
Masters, Tom	1966-69	Presto, Kevin	1985-89	Stratton, Jonathan	2004-08
McClellan, Sheldon	2014-16	Prieto, Ernest.....	1953-56	Strong, Donald.....	1970-71
McClellan, William	1948-49	Proctor, Dominic	2018-19	Surratt, Armondo	2002-04
McClinton, Jack	2006-09			Swaby, Ochiel	1991-92
				Swoope, Erik	2010-14

ALL-TIME LETTER WINNERS

Talbot, Robert George (Bill) ..	1956-57
Thistlethwaite, Mark.....	1956-57
Thomas, Adrian	2005-11
Thomas, Joe.....	2014-15
Timberlake, Earl	2020-21
Timpf, Brad	1992-96
Tobin, John	1939-42
Tracy, Art.....	1939-40
Tucker, Dick.....	1939-41
Turonis, Pete	1956-57
Tyler, Elton.....	1997-00, 2001-02
Vasiljevic, DJ	2016-20
Volkman, Mike	1964-66
Waardenburg, Sam..	2017-20, 2021-22
Waggoner, Jaime.....	1994-98
Walker, Anthony.....	2019-23
Walker, Jermaine.....	1996-97
Walker IV, Lonnie.....	2017-18
Ward, Hammie.....	1989-93
Warren, Joel	1985-89
Watson, Christian	2022-23
Watson, Kaleaf	2001-02
Weinstein, Gerald.....	1946-50
Welch, Ron	1968-70
Westover, Brian	1970-71
Wilkins, Eric.....	2002-06
Williams, Levertis.....	1987-89
Wimbley, Dwayne.....	1997-01
Wiseman, Charles	1997-98
Wittman, Mike.....	1964-67
Wong, Isaiah.....	2019-23
Woods, Lee	1960-63
Wrench, Roger	1949-52
Wylie, Joe	1988-91
Yanuck, Mel	1950-53
Younts, Austin	1928-29
Yovicsin, Anthony	1946-47

UM SPORTS HALL OF FAME INDUCTEES

Name (Years at UM, Jersey #*)	Induction Year
Willie Allen (1967-71, No. 33)	2016
Rick Barry (1962-65, No. 24)	1976
Wayne Beckner (1962-65, No. 32)	1997
Eric Brown (1985-89, No. 32)	2001
Whitey Campbell (1946-49, No. 17)	1970
Sy Chadroff (1949-52, No. 20)	1973
Julius "Julie" Cohen (1960-62, No. 25)	1993
Don Curnutt (1967-70, No. 11)	1991
Steven Edwards (1992-96, No. 21)	2017
Abe Friedman (1946-49, No. 13)	1983
Ron Godfrey (1958-61, No. 12)	1998
Bruce Hale (coach, 1954-67)	1986
Leonard Hamilton (coach, 1999-2000)	2006
Johnny Hemsley (1996-2000, No. 31)	2020

Name (Years at UM, Jersey #*)	Induction Year
Dick Hickox (1959-61, No. 13)	1974
Tim James (1996-99, No. 40)	2009
James Jones (1999-2003, No. 33)	2014
Jim Larraga (coach, 2011-pres.)	20223
Mike McCoy (1959-63, No. 45)	2007
Jack McClinton (2006-09, No. 33)	2022
Ed Morris (1954-58, No. 12)	2010
Hart Morris (coach, 1938-42 & 1946-52)	1973
Constantin Popa (1991-95, No. 33)	2019
John Salmons (1998-2002, No. 5)	2018
Gene Stage (1954-57, No. 13)	2005
John "Red" Tobin (1939-42, No. 20)	1969
Mike Wittman (1963-66, No. 14)	2008

* Based off primary number

TEAM CAPTAINS

1926-27	Rodger Ashman
1927-28	Rodger Ashman
1928-29	Rodger Ashman
1939-40	Tom Hilbish
1940-41	Tom Hilbish
1941-42	John Tobin
1948-49	Abe Friedman
1951-52	Sy Chadroff
1952-53	Mel Yanuck
1954-55	Harold Arterburn
1955-56	Dick Miani
1956-57	Gene Stage
1957-58	Marty Burdette
1958-59	Joe Gardner
1959-60	Bruce Applegate
1960-61	Dick Hickox
1961-62	Julie Cohen
1962-63	Kenny Allen
1963-64	Wayne Beckner
1964-65	Wayne Beckner
1995-96	Steven Edwards, Alex Fraser
1996-97	Alex Fraser,
	Torey McCormick, Kevin Norris
2000-01	John Salmons, Dwayne Wimbley
2001-02	John Salmons,
	James Jones, Elton Tyler
2002-03	Paulo Coelho, James Jones,
	Darius Rice, Mike Simmons
2003-04	Robert Hite, Darius Rice
2005-06	Guillermo Diaz, Robert Hite,
	Anthony Harris, Anthony King

2006-07	Anthony Harris, Anthony King
2007-08	Anthony King, Jack McClinton
2008-09	Jack McClinton, Jimmy Graham
2009-10	Dwayne Collins, James Dews
2010-11	Malcolm Grant, Durand Scott
2011-12	Malcolm Grant,
	DeQuan Jones, Durand Scott
2012-13	Julian Gamble, Durand Scott
	Reggie Johnson, Kenny Kadji,
	Trey McKinney Jones
2013-14	Garrius Adams,
	Raphael Akpejori, Rion Brown,
	Donnavan Kirk, Erik Swoope
2014-15	Angel Rodriguez
	Sheldon McClellan
2015-16	Ivan Cruz Uceda, Tonye Jekiri,
	Angel Rodriguez, Sheldon McClellan
2016-17	Kamari Murphy, Ja'Quan Newton,
	Davon Reed
2017-18	Bruce Brown Jr., Dewan Huell,
	Anthony Lawrence II, Ja'Quan Newton,
	Chris Stowell, DJ Vasiljevic
2018-19	Dewan Hernandez, Ebuka Izundu,
	Zach Johnson, Anthony Lawrence II,
	Chris Lykes, DJ Vasiljevic
2019-20	DJ Vasiljevic
2020-21	Nysier Brooks, Deng Gak,
	Kameron McGusty, Chris Lykes,
	Rodney Miller Jr., Sam Waardenburg
2021-22	Kameron McGusty, Sam Waardenburg
2022-23	Bensley Joseph, Norchad Omier, Nijel
	Pack, Jordan Miller, Anthony Walker, Isaiah Wong

1984-85 PRACTICE TEAM

Bill Foster, Head Coach
 Clint Bryant, Assistant Coach
 Seth Greenberg, Assistant Coach
 Cesar Odio, Assistant Coach
 Adam Burden
 Dennis Burns

David Champouillon
 Tim Dawson
 Tim Harvey
 Bryan Heller
 George Smith
 Jeff Swilley

Kevin Presto
 Robert Scheckenberg
 Robert Selby
 Greg Upshaw
 Reuben (last name unknown)

MIAMI BASKETBALL HISTORY

It lay silent for 14 years. Collecting dust and going unnoticed, the Miami basketball program was the "Rip van Winkle" of college basketball from 1971 to 1985. But Hurricane basketball returned, and in a big way.

Since 1985, the Miami program has undergone such dramatic and frequent changes, it seemed that the Hurricanes were continually entering "a new era." First came the "Era of Miami Basketball," itself.

Then came the "Bill Foster Era," followed by the "Tito Horford Era," "The Leonard Hamilton Era," "The BIG EAST Era," "The Frank Haith/ACC Era" and now "The Jim Larrañaga Era."

With the acceptance into the Atlantic Coast Conference in 2004, the University of Miami entered the ranks of the most competitive and successful basketball conference in the nation.

The road to conference affiliation in the ACC was not an easy one for those who thirsted for basketball in this continually prospering part of the country. Moreover, the previous path traveled by Miami basketball players, coaches and fans was dotted by flashes of brilliance, color and sometimes disappointment.

Here is a capsule summary of the 89 years of Miami basketball that has played a part in the history of the athletics department at the University and its neighboring community.

The 1920s: Miami's First Team

- The Hurricanes fielded a freshman team in 1926-27, finishing 7-1 under head coach Art Webb.
- In 1927-28, the first official varsity basketball team at the University of Miami posted an 8-4 mark, knocking off Rollins, 51-15, in the opener.

The 1930s: A Missing Link

- Miami records list no official results from 1932 through 1938. During that period of time, representatives from the school played local AAU and church-sponsored teams under coach Tom McCann.
- The Hurricanes returned to intercollegiate competition in the 1938-39 season, posting a 4-6 record under head coach Hart Morris.

The 1940s: World War II Stops Play

- Like many other institutions across the nation, Miami dropped intercollegiate basketball during the war years of 1942-45.
- Morris returned as head coach along with the program in 1946 and was the UM mentor until 1952 when Dave Wike took over for a two-year stint as the UM coach.

The 1950s: UM's Glory Years

- In 1954, the University named Bruce Hale as its head basketball coach. The retired Air Force captain and former professional basketball star held the UM head coaching post for 13 seasons, leading the Hurricane

program through its glory years of intercollegiate basketball. Before the end of Hale's tenure in 1967, the Hurricanes won 220 games and lost 112 for a .663 winning percentage. Hale's first Miami team turned in a 9-11 record, but there were no other losing campaigns in the next 12 years. The streak of non-losing seasons extended through the 1968-69 season – marking 14 consecutive campaigns of .500 basketball or better.

- Hale's 1959-60 club was the first UM men's basketball team to advance to the NCAA Tournament and finish the season ranked in the Associated Press Top 10. The team ran its record to 23-3 before bowing out to Western Kentucky, 107-84, in the first round of the tournament.
- During that historic 1959-60 NCAA Tournament year, junior guard Dick Hickox became the first UM basketball player to earn All-America recognition. Hickox averaged 22.1 points per game during that season en route to becoming a second-team AP and UPI All-American.

The 1960s: Rick Barry's All-American Years

- The Dick Hickox-led Hurricanes of 1960-61 returned to postseason play – falling in the first round of the NIT to Saint Louis, 58-56. The 1960-61 squad compiled a 20-7 record.
- In 1962-63, Miami advanced to the second round of the NIT before falling to Providence, 106-96. An opening round NIT victory over St. Francis (N.Y.), 71-70, marked the first Miami victory in postseason play.
- From 1962 through 1965, Miami recorded three-consecutive 20-win seasons, rolling up a composite record of 65-16. The star of these Hurricane glory teams was a brilliant scorer named Rick Barry.
- In 1964-65, Barry became the Hurricanes' only consensus All-America selection. The 6-7, 200-pound native of Roselle Park, N.J., led the nation in scoring with a 37.4 average in his senior season. He went on to become the only player in basketball history to win single-season scoring titles in the NCAA, ABA and NBA. He was inducted into the Basketball Hall of Fame in Springfield, Mass., in 1986.
- The 1964-65 Miami squad, led by Barry's scoring brilliance, established a new NCAA scoring record by averaging 98.4 points per game. The Canes, however, were not allowed to participate in the NCAA Tournament that year – after posting a 22-4 record – because of recruiting violations.
- Bruce Hale resigned after 1966-67 and assistant Ron Godfrey assumed the head coaching responsibilities.

The 1970s: First Era Ends

- Don Curnutt closed out his Miami basketball career in 1970 as the Hurricanes' third player to receive All-America recognition.
- Feb. 27, 1971 – The last victory by a Miami men's basketball team for 14 years came in the second-to-last game of the season, a 100-94 triumph against Florida

MIAMI BASKETBALL HISTORY

State at home in Dinner Key Auditorium. The Canes shot a season-high 62.5 percent from the floor and all five Miami starters scored in double figures.

- March 1, 1971 – After posting a four-year record of 47-56 at Miami, Ron Godfrey announced his resignation from his post as head basketball coach, effective following UM's final game of the season against nationally-ranked Jacksonville.
- March 2, 1971 – The last game played by a University of Miami men's team until 1985 took place at the Dinner Key Auditorium where one of the largest UM home crowds in years turned out to see the Hurricanes host Jacksonville. The Dolphins handed Miami a 94-75 loss that remained as UM's last contest for the next 14 years.

1983: UM Commits To Rebuild

- July 15, 1983 – Sam Jankovich was named athletic director at the University of Miami. Coming to UM after a successful stint as the athletic director at Washington State, Jankovich immediately announced that the resurrection of men's basketball at Miami would be his primary priority in the early months of his tenure, enabling UM to have "one of the nation's most complete and visible overall programs in the country."
- Oct. 12, 1983 – The University of Miami Board of Trustees unanimously voted to reinstate men's basketball. The Board made the decision after reviewing a report submitted by Jankovich, which stated that men's basketball can be a revenue-producing venture. Moreover, nearly \$500,000 had already been raised in support of bringing basketball back to the University. It was also announced that the Hurricanes would be ready to compete on the Division I level in the 1985-86 season, and the downtown James L. Knight Center was home for the reborn program. "This is an exciting day for the University and for the athletic program," UM President Edward T. Foote II said. "And we are keeping in mind the priorities of academics first and athletics second ... we are pleased that the changes in the economics of intercollegiate basketball allow the University to resurrect one of the country's most popular sports. We look forward to welcoming these Hurricanes home again."

1984: Foster Hired As Coach

- March 21, 1984 – Bill Foster, a 47-year-old native of Hemingway, S.C., was named the seventh men's basketball coach at the University of Miami. Foster came to Miami after 19 years as a head coach at Shorter College, Charlotte and Clemson. Foster also announced that Clint Bryant, a long-time assistant at Clemson, would also join the Miami staff.
- April 9, 1984 – Foster announced the hiring of a second assistant coach, Seth Greenberg, who was serving as an assistant coach to Terry Holland at Virginia.

- April 16, 1984 – Tim Harvey, a 6-10, 240-pound center, became the first basketball player to commit to the University of Miami in over 14 years. The Plainfield, N.J., native announced that he would transfer to Miami after spending two seasons in the Georgia Tech program.
- July 1, 1984 – A third assistant coach was hired to complete the basketball staff. Miami native Cesar Odio returned home after serving as an assistant coach at his alma mater, Florida Southern.
- Oct. 11, 1984 – Nearly one full year after the announcement that basketball would return to the University, Athletic Director Sam Jankovich announced that a million dollar-plus practice facility would be constructed on the Coral Gables campus. The new all-purpose structure – located between the Hecht Athletic Center and the Greentree Track would be funded through a gift from the James L. Knight Charitable Trust.
- The first phase of the 1985-86 basketball schedule was also announced on this day, and the lineup included such perennial powers as North Carolina, Georgia, Notre Dame, Marquette and Dayton.
- Oct. 15, 1984 – The first men's basketball practice session in more than 12 years was held on the patio in the center of campus. More than 200 members of the student body participated.

1985: Miami Tips Off Again

- April 25, 1985 – Foster announced that UM's 1985-86 basketball roster would include nine freshmen, one sophomore and one junior, as the spring signing period ends for NCAA basketball.
- Oct. 15, 1985 – Basketball practice officially begins at the University of Miami in the Knight Sports Complex.
- Nov. 12, 1985 – The Knight Sports Complex was dedicated at a gala banquet that was held on the basketball courts of the new structure. CBS basketball analyst Billy Packer served as the evening's guest speaker for an event which welcomed more than 500 guests to the on-campus home of Hurricane basketball. The facility served as the practice home to the men's and women's basketball programs, while also housing the men's basketball coaching staff offices.
- Nov. 22, 1985 – The brand new era of Hurricane basketball was ushered in by a young UM squad which defeated The Citadel, 85-77, in front of a sellout crowd of 4,984 at the Knight Center. Dennis Burns (24 points), Kevin Presto (22) and Eric Brown (21) combined to lead the Miami offense, while Bryan Hughes enjoyed the distinction of scoring Miami's first point in 14 years (a free throw with 18:34 remaining in the first half).
- Nov. 30, 1985 – Miami stuns 1985 NCAA Tourney participant Georgia with a thrilling 81-78 victory to capture the first AMI Classic Championship at the Knight Center.

MIAMI BASKETBALL HISTORY

End of the 1980s: UM Moves Forward, Upsets Top 20 Teams

- March 5, 1986 – An 84-62 loss to Marquette in Milwaukee closed the Hurricanes' first season since 1970-71. Miami finished the year with a 14-14 record, giving Bill Foster his 19th non-losing record in 20 years as a collegiate head coach.
- The 1986-87 season – Though still considered "America's Youngest Team," Miami compiled a 15-16 slate – recording upset victories against Marquette, Stanford and Florida State, while losing by only four points to future BIG EAST foe Providence – a team that advanced to the NCAA Final Four.
- April 12, 1988 – Athletic Director Sam Jankovich announces plans to move Hurricane Basketball to the new \$56 million Miami Arena. Also home to the NBA's Miami Heat, the state-of-the-art basketball facility signified a new era in the rise of basketball in South Florida.
- Dec. 10, 1988 – A crowd of 6,654 watch the Hurricanes run neck-and-neck for 40 minutes with ACC powerhouse Duke, falling 117-102. Blue Devil Danny Ferry needs a superhuman performance to stop the Canes as he connects on 23-of-26 shots en route to 58 points. Ferry later calls Miami "a definite top-40 team."
- Jan. 12, 1989 – Joel Warren's free throw, his only point of the evening, with two seconds remaining clinches Miami's first victory over a top-20 team as the Canes upset defending national champion and No. 16-ranked Kansas, 87-86, at the Miami Arena.
- March 6, 1989 – The Hurricanes post an 89-82 win against FIU in the inaugural Carnival Miami Cup. The win leaves Miami with a 19-12 slate, the best record in 24 years and 10 seasons at Miami. Eric Brown ends his Miami career with 2,270 career points, just 28 behind All-American Rick Barry's Hurricane record of 2,298.

Early 1990s: Hamilton Hired, UM Joins BIG EAST

- April 2, 1990 – UM Athletic Director Sam Jankovich ends a national search for a new coach that spanned an entire season with the hiring of Leonard Hamilton from Oklahoma State.
- Oct. 10, 1990 – On the combined recommendation of President Edward T. Foote and Athletic Director Sam Jankovich, the University's Board of Trustees unanimously votes to accept an invitation to become the 10th member of the BIG EAST Conference in time for the 1991-92 season.
- Jan. 2, 1992 – Miami tips off its inaugural BIG EAST contest at Connecticut's Gampel Pavilion.
- Jan. 14, 1992 – In the first home conference game in UM history, the Hurricanes stunned perennial BIG EAST power St. John's, 45-42. The UM victory would ultimately cost the Redmen the outright conference championship as they completed the regular season in a tie with Georgetown and Seton Hall.

- April 28, 1992 – Hamilton takes another giant step in the development of Miami basketball with the completion of his second recruiting class. Six prep standouts, including Steven Edwards of Miami Senior High School, make up the class that ranked No. 4 in the nation.
- Jan. 2, 1993 – For the second-consecutive season, Miami opens its home BIG EAST schedule with a victory, as the Hurricanes upset No. 10 Georgetown, 80-69.
- March 6, 1993 – Miami finishes the regular season with a thrilling 77-76 win over Villanova at Miami Arena. The victory gives Miami a 7-2 record in home BIG EAST games and an increase of six victories over the Hurricanes' first season in conference play (1-17 to 7-11) – the third-largest jump in BIG EAST history.

1995: UM Enjoys a Banner Year

- Jan. 11, 1995 – Miami stuns St. John's, 82-79, in a nationally televised game on ESPN to record its first BIG EAST road victory. Freshman Kevin Norris led the way with a 21-point, eight-rebound performance.
- Feb. 28, 1995 – A 76-68 overtime win over Pittsburgh was the Hurricanes' ninth league victory of the season, assuring them of their first .500 league season and putting UM over the .500 mark (9-8) for the first time in BIG EAST play. The win also gave Miami at least a .500 overall season for the first time since the 1988-89 campaign.
- March 4, 1995 – A record UM crowd of 11,263 pours into Miami Arena to watch the Hurricanes take on fourth-ranked Connecticut in the regular-season finale. Miami, who lost a tough 75-67 decision, finished the season with a 9-9 record in BIG EAST play, establishing a new conference record for single-season improvement.
- Miami's nine-win conference increase tied Louisiana Tech for the best conference improvement in the nation.
- March 6, 1995 – UM President Edward T. Foote II and Ryder System, Inc. Chairman, President and Chief Executive Officer M. Anthony Burns announce that Ryder System, Inc. has committed approximately \$9 million to the development of The RYDER Center, an on-campus multipurpose facility which will serve as the future home of UM basketball.
- March 9, 1995 – Head Coach Leonard Hamilton is named BIG EAST Conference Coach of the Year.
- March 15, 1995 – UM makes its first postseason appearance in 31 years with a National Invitation Tournament contest at Penn State.
- March 21, 1995 – Leonard Hamilton earns his second coach of the year honor as United Press International tabs Hamilton National Coach of the Year.
- June 28, 1995 – Constantin Popa becomes the 12th Hurricane to be chosen in the NBA Draft as the Los Angeles Clippers select him in the second round with the 53rd overall pick.

MIAMI BASKETBALL HISTORY

The Mid 90s: UM Moves Forward

- Feb. 10, 1996 – Steven Edwards became The BIG EAST Conference all-time leader in 3-point field goals made in league play (167) when he connected on a trey with 5:39 left against Boston College. Edwards finished his career with 178 3-point field goals in BIG EAST play.
- Feb. 20, 1996 – Steve Rich turned in one of the greatest individual performances in UM history, scoring a career-high 43 points and grabbing 13 rebounds as the Canes rallied from a 12-point second-half deficit to defeat St. John's, 96-91, in double overtime at the Miami Arena. Rich, who had 22 points in the second half, sent the game into overtime with a six-foot jumper with 3.6 seconds left in regulation. Rich also sent the game into double-overtime when he hit a free throw with 36 seconds remaining in the first overtime. He put UM ahead to stay with a pair of free throws with 3:52 remaining in the second overtime.
- Jan. 11, 1997 – Kevin Norris hits two free throws with 0.8 seconds remaining to give Miami a 61-59 win against ninth-ranked Villanova. The win was the Hurricanes' first road win against a ranked opponent.

1997-98: Miami Returns To NCAA Tournament

- Nov. 21, 1997 – Miami defeats 17th-ranked Charlotte, 89-72, at Miami Arena, marking the highest ranked non-conference opponent the Hurricanes have defeated since 1989.
- Dec. 22, 1997 – UM improves to 9-0, tying the school record for consecutive victories to open a season, with a 65-57 win at Memphis.
- Jan. 6, 1998 – Miami knocks off No. 8 Connecticut, marking the highest-ranked opponent UM has defeated in Miami Arena.
- Feb. 4, 1998 – Kevin Norris records one steal against Providence to move into first place on Miami's career steals list. Norris surpassed Jerome Scott, who recorded 187 steals from 1988-92.
- March 3, 1998 – Tim James is named to the All-BIG EAST First Team, becoming the first Hurricane to be named first-team all-conference.
- March 8, 1998 – Miami receives its first NCAA Tournament bid since 1960. The Hurricanes were seeded 11th in the South Region.
- March 13, 1998 – No. 6 seed UCLA defeats Miami, 65-62, in the opening round of the NCAA Tournament at the Georgia Dome in Atlanta. The game aired nationally on CBS and was Miami's first national appearance on network television since 1988.

1998-99: Miami's Breakthrough Season

- Jan. 18, 1999 – Miami debuts at No. 25 in the Associated Press Poll. The ranking marks the first for Miami by the AP since 1960.
- Jan. 20, 1999 – Miami plays No. 1 Connecticut in front of a school-record crowd of 15,147 at Miami Arena.

John Salmons' 3-point attempt rolled in-and-out at the buzzer as UConn held on for a 70-68 overtime win.

- Feb. 8, 1999 – Miami knocks off No. 18 Syracuse, 76-63, marking the Canes' first win at the Carrier Dome.
- Feb. 20, 1999 – Miami defeats No. 2 Connecticut, 73-71, snapping the Huskies' 16-game win streak at Gampel Pavilion. With the win, Miami becomes the first team in BIG EAST history to defeat Georgetown, St. John's, Syracuse and Connecticut on the road in the same season.
- Feb. 23, 1999 – Miami defeats Pittsburgh, 85-52, improving UM's record to 20-5 on the season. The 20-win season is the first for Miami since 1964-65.
- March 1, 1999 – Miami moves up to ninth in the AP poll, marking the Hurricanes' first top-10 ranking since March 1, 1960.
- March 1, 1999 – Tim James and Johnny Hemsley are both named to the All-BIG EAST First Team.
- March 2, 1999 – James is named BIG EAST Co-Player of the Year with Connecticut's Richard Hamilton, Hemsley is named the BIG EAST Most Improved Player and Leonard Hamilton is named the BIG EAST Coach of the Year for the second time of his career.
- March 7, 1999 – Miami receives its second-consecutive NCAA Tournament bid and is seeded No. 2 in the East Region – the highest seed in school history.
- March 8, 1999 – James is named to the All-America Third Team by the Associated Press, becoming the fourth Hurricane in school history to earn All-America honors.
- March 12, 1999 – Miami defeats Lafayette, 75-54, in its first-round game at the FleetCenter in Boston. The win marks the first NCAA Tournament victory in school history and ties the school record for wins in a season (23). Hemsley set a school record and tied the East Regional record by connecting on nine 3-pointers.
- March 14, 1999 – Miami's NCAA Tournament run ends with a 73-63 loss to Purdue.
- June 30, 1999 – James is selected by the Miami Heat with the 25th pick of the first round in the 1999 NBA Draft. James was the first Hurricane to be selected in the first round since 1965.

1999-2000: Hurricanes Beast of the BIG EAST

- Nov. 8, 1999 – Hurricanes debut at No. 25 in the preseason Associated Press poll, marking the first preseason AP ranking in UM history.
- Feb. 19, 2000 – UM defeats No. 18 Connecticut, 63-57, becoming the first school in BIG EAST history to win consecutive games at Gampel Pavilion in Storrs, Conn.
- March 5, 2000 – Miami defeats No. 18 St. John's, 74-70, in overtime to capture the BIG EAST regular-season championship.
- March 10, 2000 – Vernon Jennings hands out eight assists against St. John's to move into first place on UM's career assists list. Jennings would end his career



MIAMI BASKETBALL HISTORY

with 520 assists.

- March 12, 2000 – UM receives its third consecutive NCAA Tournament bid, earning the No. 6 seed in the South Region.
- March 19, 2000 – Miami defeats No. 18 Ohio State, 75-62, in the second round of the NCAA Tournament to advance to the Sweet 16 for the first time in school history. The win is UM's 23rd of the season, tying the school record for wins in a season.
- March 24, 2000 – Tulsa defeats Miami, 80-71, in the South Regional semifinal to end the Hurricanes' season. Miami finished with a 23-11 record.
- April 4, 2000 – Miami ends the season ranked 23rd by the AP and No. 20 in the USA Today/ESPN poll.
- June 15, 2000 – Leonard Hamilton steps down as head coach to accept the head coaching job with the NBA's Washington Wizards.
- July 6, 2000 – After a nationwide search, Perry Clark, formerly of Tulane, is named the ninth head basketball coach at the University of Miami.

The Perry Clark Era Begins

- Nov. 18, 2000 – UM defeats Florida Atlantic, 76-59, marking Clark's first win at Miami. Darius Rice scores 26 points, establishing a UM freshman record for most points scored in a season opener.
- Dec. 9, 2000 – Rice scores a UM freshman record 35 points in the Hurricanes' 83-72 win over UCF.
- Jan. 10, 2001 – Rice establishes a UM freshman record with seven 3-pointers in an 85-74 loss at Virginia Tech. Rice scores 31 points, becoming the first freshman in UM history to record two 30-point games in a season.
- March 11, 2001 – Miami receives a bid to the National Invitation Tournament. The postseason berth is the fifth straight for Miami and sixth in the last seven seasons.

2001-02: Miami's Record-Breaking Season

- Nov. 20, 2001 – Miami defeats Clemson, 67-65, in the championship game of the Virgin Islands Paradise Jam. The tournament championship is the Hurricanes' first since the 1988 Eastern Airlines Palm Beach Classic. John Salmons is named the tournament's MVP, while Darius Rice was named to the all-tournament team.
- Dec. 18, 2001 – Miami improves to 10-0 on the season, setting a school record for consecutive wins to open a season, following a 90-62 win against Florida A&M.
- Dec. 30, 2001 – Miami defeats St. Francis (Pa.), 71-48, concluding non-conference play at 13-0. The perfect non-conference record is the first in school history.
- Jan. 2, 2002 – Miami defeats No. 24 Georgetown, 79-71, tying the school-record for consecutive victories (14-0).
- Jan. 19, 2002 – The Hurricanes rally from a 13-point second-half deficit to defeat Providence, 102-96, in

overtime. The 13-point second-half comeback tied the UM BIG EAST record.

- Feb. 4, 2002 – The Hurricanes reach a season-high national ranking of 12th by the Associated Press and 11th in the ESPN/USA TODAY Poll.
- March 4, 2002 – John Salmons and Darius Rice are named to the All-BIG EAST Second Team while James Jones earns third team honors.
- March 5, 2002 – Salmons receives the first BIG EAST Sportsmanship Award.
- March 7, 2002 – The Hurricanes establish a new school-record for wins in a season (24) with an 84-76 overtime win over Georgetown in the quarterfinals of the BIG EAST Tournament.
- March 10, 2002 – Miami receives a bid to the NCAA Tournament, earning the No. 5 seed in Albuquerque, N.M.
- March 14, 2002 – The season ends with a 93-80 loss to Missouri in the NCAA Tournament. The Canes end the season with a 24-8 record while setting season records in 3-point field goals (236), 3-point field goal attempts (684) and blocked shots (190).

2002-03: A New Home for Miami Basketball

- Jan. 4, 2003 – Miami christens the \$48 million Convocation Center with a thrilling 64-61 overtime win against North Carolina.
- Jan. 20, 2003 – Darius Rice scores a career-high 43 points, including a steal and three-point basket as time expires to knock off 11th-ranked Connecticut, 77-76, at the Convocation Center. The 43 points scored by Rice remains a record at the facility.
- March 6, 2003 – James Jones is named Second Team Verizon Academic All-America.
- June 26, 2003 – James Jones is selected in the second round of the NBA Draft by the Indiana Pacers.

2003-04: BIG EAST Era Comes to End

- Feb. 7, 2004 – Darius Rice starts his 109th game as a Hurricane, setting a new UM record. Rice would end his career with 113 career starts at Miami.
- Feb. 19, 2004 – Rice is named First Team All-District 6 by the NABC for the third-straight season, the first Hurricane to be named First Team All-District three times.
- March 6, 2004 – Rice scores 16 points against West Virginia in his final game as a Hurricane to finish with 1,865 points, fourth most in UM history. Miami ends the season with a 14-16 record.
- March 26, 2004 – Perry Clark is dismissed from his head coaching duties at the University of Miami.
- April 12, 2004 – Frank Haith is named the University of Miami's 11th head men's basketball coach.
- July 1, 2004 – The University of Miami officially becomes a member of the Atlantic Coast Conference.

MIAMI BASKETBALL HISTORY

2004-05: The ACC/Frank Haith Era Begins

- Nov. 20, 2004 – Miami defeats Wofford, 67-64, for Frank Haith's first victory at UM.
- Nov. 29, 2004 – Anthony King records the first triple-double in UM history with 11 points, 10 rebounds and an ACC-record 13 blocked shots against Florida Atlantic.
- Dec. 4, 2004 – The Hurricanes knock off 19th-ranked Florida, 72-65, in Gainesville, Fla., marking Miami's first win at UF since Jan. 10, 1963.
- Jan. 6, 2005 – Miami plays its first ACC game, falling 80-69 at Georgia Tech.
- Jan. 9, 2005 – Miami records its first ACC win, defeating NC State, 67-66, in front of a sellout crowd at the Convocation Center.
- Jan. 12, 2005 – The Hurricanes record their first ACC road win with a 91-80 victory at Virginia.
- March 13, 2005 – The Hurricanes receive a bid to the National Invitation Tournament.
- March 14, 2005 – Frank Haith is named NABC District 6 Coach of the Year – the first UM coach to earn District Coach of the Year honors.

2005-07

- Nov. 16, 2005 – The University of Miami and BankUnited enter into a 10-year agreement to rename the Convocation Center the BankUnited Center.
- Jan. 14, 2006 – Miami knocks off No. 20 North Carolina, 81-70, in Chapel Hill, N.C., marking the Hurricanes' first win at the Dean Smith Center.
- March 9, 2006 – The Hurricanes win their first ACC Tournament game, defeating Clemson, 66-63, in Greensboro, N.C.
- March 15, 2006 – Miami downs Oklahoma State, 62-59, in the opening round of the NIT at the BankUnited Center in the first postseason game hosted by the Hurricanes.
- June 28, 2006 – Guillermo Diaz is selected in the second round of the NBA Draft by the Los Angeles Clippers with the 52nd overall pick.
- March 5, 2007 – Jack McClinton, who concluded the 2006-07 regular season ranked first in the ACC in three point percentage (.438), three-pointers made per game (2.93) and free throw percentage (.896), earns Third Team All-ACC honors.

2007-08: Canes Return to NCAA Tournament

- Nov. 18, 2007 – Miami uses a 64-58 win over Providence to claim the inaugural Puerto Rico Tip-Off Championship title. Junior Jack McClinton is named to the all-tournament team.
- Dec. 17, 2007 – After nine-straight wins, Miami jumps into the top 25 in a pair of national polls – No. 22 in both the USA TODAY/ESPN Coaches Poll and in the AP Poll. It is the program's first ranking since a No. 21 showing in both polls the week of March 10, 2002.

- Feb. 20, 2008 – Sophomore Dwayne Collins scores a career-high 26 points to lead Miami to a 96-95 win over No. 4/5 Duke at the BankUnited Center – UM's first win over the Blue Devils in 45 years.
- March 10, 2008 – Jack McClinton becomes the first Hurricane named to the All-ACC First Team. He also is the only first-team pick to also earn All-ACC Academic Team honors.
- March 16, 2008 – Miami earns the No. 7 seed in the NCAA Tournament in Little Rock, Ark.
- March 21, 2008 – Jack McClinton scores a career-high 38 points, including 32 in the second half, to lead Miami past Saint Mary's, 78-64, in NCAA first-round play.
- March 23, 2008 – Miami's season comes to a close with a 75-72 loss to second-seeded and seventh-ranked Texas in the NCAA's second round.

2008-11

- 2008 Preseason – Miami opened the season ranked among the nation's top 25 in both preseason polls for just the second time. The Hurricanes were No. 16 in the preseason USA TODAY/ESPN Top 25 Coaches' Poll – tying the highest preseason ranking in program history – and No. 17 in the preseason Associated Press Poll.
- Dec. 6, 2008 – Miami defeats Kentucky, 73-67, at Rupp Arena in front of 24,109 fans to mark the Canes' first win at Rupp Arena. UM's 20-point halftime lead (46-26) was the largest by an opponent at Rupp since 1980.
- Feb. 4, 2009 – Miami wins its second game of the season over a ranked opponent, routing No. 6/7 Wake Forest, 79-52, for the program's largest margin of victory (27 points) over a ranked opponent and its largest margin of victory in ACC play.
- March 9, 2009 – For the second-straight season, Jack McClinton is named First-Team All-ACC and is the only All-ACC honoree to also earn All-ACC Academic Team recognition. He closed his career as the ACC's all-time leader in 3-point field goal percentage (.440) and ranked second in career free-throw percentage (.900).
- March 18, 2009 – McClinton hits a career-high tying seven 3-pointers and scores 25 points to lead Miami to a 78-66 victory over Providence in the first round of the NIT, breaking his own school record for 3-pointers in a season. (He closed the season with 101 and his career with a UM-record 286 treys).
- March 2009 – The Hurricanes' new on-campus practice facility opens.
- April 2, 2009 – McClinton wins the men's three-point championship at the 21st Annual College Slam Dunk and Three-Point Championships in Detroit.
- June 26, 2009 – McClinton is selected by the San Antonio Spurs with the 51st pick in the second round of the 2009 NBA Draft.
- Nov. 22, 2009 – James Dews scores 22 points and tournament MVP Dwayne Collins adds 17 points and 15 rebounds to lead Miami past South Carolina, 85-70, in

MIAMI BASKETBALL HISTORY

the championship game of the Charleston Classic.

- Feb. 17, 2010 – During halftime of the Canes' game versus Duke, UM paid tribute to three Hurricane greats with the institution of honored jerseys. Jack McClinton (2006-09), Don Curnutt (1967-70) and Dick Hickox (1958-61) had their jerseys raised to the rafters of the BankUnited Center, next to the retired jerseys of Rick Barry and Tim James.
- March 12, 2010 – 12th-seeded Miami continued its run in the ACC Tournament with a 70-65 victory over Virginia Tech. It marked the first time in program history that UM advanced to the tournament semifinals.
- May 6, 2010 – Former Hurricane Will Allen was selected as one of the world's 100 most influential people by TIME Magazine for work with his non-profit group Growing Power.
- June 25, 2010 – Dwayne Collins is selected by the Phoenix Suns with the 60th pick of the 2010 NBA Draft.
- April 4, 2011 – Frank Haith resigns from his post as head coach at the University of Miami.



2011-12 – Jim Larrañaga Era Begins

- April 22, 2011 – UM Director of Athletics Shawn Eichorst announces the hiring of Jim Larrañaga as the 12th head coach of the men's basketball program.
- September 22, 2011 – Larrañaga is inducted into the New York City Basketball Hall of Fame, in a ceremony held at the New York Athletic Club.
- Nov. 11, 2011 – Larrañaga earns his first victory as the head coach at Miami with a 69-58 win over Tennessee Tech at BankUnited Center.
- Jan. 18, 2012 – Larrañaga picks up his first ACC victory with a 76-73 win over Clemson.
- Feb. 5, 2012 – Miami upsets No. 7/5 Duke, 78-74 in overtime, for the Canes' first-ever win at Cameron Indoor Stadium. Reggie Johnson led the way with 27 points and 12 rebounds.
- March 3, 2012 – With a 77-56 win over Boston College, Miami earns its best finish and record ever in the ACC, tied for fourth with a 9-7 league mark.
- March 20, 2012 – Miami earns its 20th win of the

season, rolling past Valparaiso, 66-50, in the first round of the NIT.

- March 30, 2012 – DeQuan Jones opened the 2012 Denny's Slam Dunk Contest with a perfect score of 40 from the on-site judges in the 24th Annual State Farm College Slam Dunk Championships.

2012-13: A Historic Season

- Jan. 4, 2013 – Jim Larrañaga earns his 500th career coaching victory in a win at Georgia Tech.
- Jan. 23, 2013 – Miami upsets No. 1 Duke, 90-63. It was both UM and Larrañaga's first win over a top-ranked team. UM was the first team to beat a No. 1 team by 20-plus points in the 21st century.
- Feb. 9, 2013 – Miami improves to 10-0 in conference play with an 87-61 victory over North Carolina in front of a sold-out home crowd. Miami is the first team to beat Duke and UNC by 25 points since the start of ACC play in 1953. Miami is also the first team to beat Duke and UNC by 20-plus points in the same season since Maryland in the 1974-75 season.
- Feb. 11, 2013 – Following the win over UNC, Miami soars to a No. 3/4 rank, receiving a record 17 first-place votes in the AP poll. The last time UM received No. 1 votes came on March 1, 1960, when the Canes tallied seven first-place votes and stood No. 8 in the poll.
- Feb. 18, 2013 – Miami earns a program-best No. 2 ranking in the the AP and USA TODAY Coaches polls.
- March 9, 2013 – With a win over Clemson, the Hurricanes clinch the ACC regular-season championship and the top seed in the ACC tournament. It marked the first outright conference title in school history.



- March 11, 2013 – Shane Larkin, Kenny Kadji and Durand Scott are selected as All-ACC performers by the Atlantic Coast Sports Media Association. Scott was selected the ACC's Defensive Player of the Year while Larkin was on the All-Defensive Team and Larrañaga was Coach of the Year.
- March 12, 2013 – The ACC coaches select Larrañaga Coach of the Year, Larkin Player of the Year and Scott Defensive Player of the Year. Larkin (1st), Kenny Kadji (2nd) and Scott (H.M.) each earned a spot on the inaugural Coaches All-ACC Basketball Team.
- March 17, 2013 – Miami claims its first ACC



MIAMI BASKETBALL HISTORY



Tournament title with a sweep of Boston College, NC State and North Carolina in the Greensboro Coliseum. Miami became the first school since 1974 to win the ACC outright regular-season and tournament titles in the same season. Miami is the first ACC school outside of the state of North Carolina to do so. Shane Larkin is named the ACC Tournament MVP.

- March 17, 2013 – Miami earned the No. 2 seed in the East Region in the NCAA Tournament. The Hurricanes' seed ties the highest in program history.
- March 22, 2013 – With a 78-49 win over 15-seed Pacific in Austin, Texas, Miami records its largest margin of victory in an NCAA Tournament game.
- March 24, 2013 – Miami downs 7-seed Illinois, 63-59, to advance to the Sweet 16 for only the second time in school history (2000). The win pushes the Hurricanes' single-season school-record total to 29.
- March 28, 2013 – Miami's season ends with a 71-61 loss to Marquette in the Sweet 16 in Washington, D.C.
- April 8, 2013 – Postseason awards roll in for the Hurricanes as Larrañaga was named AP, Naismith and USBWA Henry Iba National Coach of the Year. He was also USBWA District IV, NABC All-District II and Basketball Times South District Coach of the Year. Larkin was named the Lute Olson National Player of the Year and an All-American by the AP (second team), John Wooden, Sporting News (third team), NABC (second team), Lute Olson, Lefty Driesell (defensive) and ESPN (second team).
- April 18, 2013 – The State of Florida honors Larrañaga and the men's basketball team with two resolutions, recognizing April 18, 2013, as "University of Miami Hurricanes Men's Basketball Team Day" in Florida. Each resolution was read and presented on the full floor of the Florida House of Representatives and the state senate.

- June 27, 2013 – Larkin was selected with the 18th overall pick by the Atlanta Hawks in the NBA Draft.

2014-15

- Nov. 17, 2014 – Angel Rodriguez scores 24 points, including a falling-down 3-pointer with 16 seconds remaining, as Miami overcame a 15-point deficit to upset No. 8/7 Florida, 69-67.
- Nov. 23, 2014 – Miami defeats Charlotte, 77-58, to win its second Charleston Classic championship. Angel Rodriguez was named the classic's Most Valuable Player.
- Jan. 13, 2015 – Miami shoots 67 percent after halftime to upset No. 4 Duke, 90-74, snapping the Blue Devils' 41-game homecourt winning streak.
- April 2, 2015 – Miami falls, 66-64, in overtime to Stanford in the NIT Championship game in Madison Square Garden.

2015-18: Three Straight NCAA Tourney Appearances

- Nov. 22, 2015 – Angel Rodriguez scores 19 points and Miami takes down its second straight ranked opponent, beating No. 22 Butler, 85-75, for the Puerto Rico Tipoff championship. Rodriguez earns the tournament's most outstanding player.
- Nov. 25, 2015 – The Hurricanes' men's basketball season at the BankUnited Center sells out on a season-ticket basis. This marked the first time in Miami Athletics history any team sold out its season.
- Dec. 19, 2015 – The Canes' victory over Charleston marks the 100th win at UM for Jim Larrañaga. Needing only 150 games, Larrañaga was the fastest to accomplish the feat in program history.
- Jan. 11, 2016 – Miami is ranked in the top 10 for the first time since the 2012-13 season – No. 8 by the AP



MIAMI BASKETBALL HISTORY

and No. 9 in the USA TODAY Coaches Poll.

- March 6, 2016 – Larrañaga is voted the ACC Coach of the Year for the second time.
- March 7, 2016 – Larrañaga is voted the ACC Coach of the Year by the league's head coaches and the next day earns the US Basketball Writers Association District IV Coach of the Year honors.
- March 13, 2016 – Miami is selected for the NCAA Tournament for the first time since 2013 as the Canes received the No. 3 seed in the South Region.
- March 24, 2016 – Sheldon McClellan scores a game-high 26 points, but Miami's season comes to an end in a 92-69 loss to eventual national champion Villanova in the South Region semifinal.
- Oct. 11, 2016 – Miami basketball starts a \$1.7 million facility renovation that included upgrades to the locker rooms, student-athlete lounges, office spaces, weight room and practice facility hallways.
- Nov. 4, 2016 – Miami sells out its season ticket allotment at the Watsco Center for the second straight season.
- Dec. 28, 2016 – With a 78-67 win over Columbia, Miami earns its 1,000th program victory.
- Jan. 14, 2017 – Larrañaga wins his 600th career game in a victory at Pittsburgh.
- March 17, 2017 – No. 9 seed Michigan State defeats No. 8 seed Miami in the first round of the NCAA Tournament at the BOK Center in Tulsa, Okla.
- Nov. 10, 2017 – Bruce Brown becomes just the sixth player in ACC history to record two career triple-doubles with his 10-point, 11-rebound, 10-assist outing against Gardner-Webb.
- Dec. 18, 2017 – The Miami men's basketball program sells out its season ticket allotment at the Watsco Center for the third consecutive season.
- March 11, 2018 – Miami earns a No. 6 seed in the South Region of the NCAA Tournament, matching a program record with its third straight NCAA berth.
- March 15, 2018 – UM's season concludes with a 22-10 record as 11th-seeded Loyola Chicago prevailed, 64-62, on a buzzer-beating 3-pointer.
- June 21, 2018 – Lonnie Walker (No. 18) and Bruce Brown (No. 42) are chosen in the NBA Draft, marking just the third time in program history that Miami had two players selected in the same draft.

2018-21

- June 20, 2019 – Dewan Hernandez is selected No. 59 overall in the NBA Draft, giving the Hurricanes a draftee in three consecutive years. Miami joined Duke as the only ACC teams with at least one player picked each year from 2017 to 2019.
- Dec. 2, 2019 – Miami wins, 81-79, on the road against an Illinois team that ended the year ranked in the top 25. In doing so, the Hurricanes gave Larrañaga his 650th career victory. He became the 64th coach in college

basketball history to reach 650, including the 39th with Division I experience.

- Feb. 19, 2020 – The Hurricanes earn a 102-95 victory at Virginia Tech in the first triple-overtime game in program history. Keith Stone set a program record with 18 rebounds in an ACC game, while three Hurricanes scored 20-plus points, including Isaiah Wong tallying 27 points and 12 rebounds on 14-of-14 shooting at the line.
- March 7, 2020 – Miami tops Syracuse, 69-65, in overtime to finish the year 3-1 in games that needed extra time. It marked the fifth consecutive season the Hurricanes won on senior day.
- Dec. 8, 2020 - Trailing by as many as 20 points and facing an 18-point deficit at halftime, the Hurricanes rally to defeat Purdue, 58-54, in the ACC/Big Ten Challenge. It marked the largest comeback of the ACC era and the biggest halftime deficit overcome since the program rebirth. Miami trailed by 13 points with under nine minutes left against a Purdue team that ended the season at No. 20 in the USA TODAY Coaches Poll.
- Jan. 9, 2021 - With a 64-59 triumph at NC State, Larrañaga earns the 665th victory of his career to pass John Wooden on the all-time wins list.
- Jan. 16, 2021 - Isaiah Wong becomes the first Hurricane in nearly four years to score 30 points and, in doing so, leads Miami to its first ranked victory almost three years, a 78-72 decision over No. 16/18 Louisville.
- Feb. 1, 2021 - In its final home matchup against a Mike Krzyzewski-led Duke team, Miami defeats the Blue Devils, 77-75. The victory improved Larrañaga to 6-7 against Duke during his Miami tenure.
- March 10, 2021 - The Hurricanes become the first No.13-seed to reach the ACC Tournament quarterfinals after upsetting fifth-seeded Clemson, 67-64. The victory also served as Larrañaga's 200th at Miami, making him just the 17th head coach in league history to reach that number while at an ACC school.

2021-22: Hurricanes Make History

- Jan. 5, 2022 – Miami logs its first of five wins on the season in which it trailed by 13-plus points when it rallies from an 18-point deficit to defeat Syracuse, 88-87.
- Jan. 8, 2022 – The Hurricanes take down second-ranked Duke, 76-74. Charlie Moore logs seven steals, tied for the second-most ever by a visiting player at Cameron Indoor Stadium and for the second-most ever by a Hurricane, as Miami, in its last road game against Mike Krzyzewski, finishes with 15 overall, tying a then-program record in ACC play. Jim Larrañaga, who improves to 7-7 against Duke in his tenure at The U, leads his team to a ninth straight victory and a spot solely atop the ACC standings at 5-0. .
- Jan. 18, 2022 – The Hurricanes roll to an 83-57 victory over eventual NCAA runner-up North Carolina. Three Hurricanes, led by 25 from Isaiah Wong, amass 20-plus points in a regulation game for the first time since Jan.

MIAMI BASKETBALL HISTORY

7, 2006. Miami's 27-point halftime lead, 49-22, ties the Tar Heels' largest mark of the last 25 years and 26-point triumph is the biggest against North Carolina by any team in ACC play since Jan. 14, 2012.

- Jan. 26, 2022 – Charlie Moore sinks a half-court buzzer-beater and Miami earns a 78-75 road win over Virginia Tech, the eventual ACC Tournament champion.
- Jan. 26, 2022 – The Hurricanes come back from a 14-point deficit to defeat Georgia Tech, 79-70, at the Watsco Center and Jim Larrañaga becomes the first coach in history with 100 league wins at three different DI schools and/or in three different DI conferences.
- March 2, 2022 – The Hurricanes defeat Boston College, 81-70, in Chestnut Hill, Mass., to give Jim Larrañaga his 221st victory with the program. The win moves him past Bruce Hale for first place on the program's all-time leaderboard.
- March 5, 2022 – For the second time on the season, Miami rallies from an 18-point deficit to defeat Syracuse. It trails by 18 with under 17 minutes to play and by 10 with fewer than three minutes to go, but closes on a 15-2 run in the final 2:08 to win, 75-72, on the road and end the regular season at 22-9 (14-6 ACC).
- March 7, 2022 – Kameron McGusty becomes the third different Hurricane to receive First Team All-ACC accolades. Isaiah Wong garners Third Team All-ACC plaudits, making him the fourth multiple-time All-ACC honoree at Miami. Charlie Moore takes home ACC All-Defensive Team and Honorable Mention All-ACC status.
- March 9, 2022 – Jim Larrañaga, shortly after locking up his seventh 20-win season in 11 years at Miami, earns a two-year contract extension. The new deal takes him through the 2025-26 campaign.
- March 10, 2022 – Behind a Jordan Miller run-out layup as time expires in overtime, the fourth-seeded Hurricanes edge Boston College, 71-69, to reach the ACC Tournament semifinals for the fourth time.
- March 20, 2022 – The No. 10-seeded Hurricanes post a 68-66 victory over seventh-seeded Southern Cal, ranked No. 21/22, in the opening round of the NCAA Tournament. Charlie Moore's free throws with 3.0 seconds left send Miami to Round of 32 for the sixth time and first since 2016.
- March 22, 2022 – Miami throttles second-seeded Auburn, 79-61, to advance to the Sweet 16 for the fourth time in program history. The victory is the Hurricanes' first ever against a top-two seed and its second of the year against a top-10 team, as the Tigers are ranked No. 8/7. In addition, Miami registers a 25th single-season win for the fourth time, all in the last decade.
- March 27, 2022 – The Hurricanes roll past No. 11-seeded Iowa State, 70-56, and into the Elite Eight for the first time ever. Kameron McGusty drops 27 points at the United Center in Chicago in Miami's 26th win of the season, its third-most in a single campaign.
- March 29, 2022 – After leading by six at halftime

in their first NCAA Regional Final appearance, the Hurricanes fall, 76-50, to top-seeded and third-ranked Kansas, which goes on to win the national title. Kameron McGusty becomes the first Miami player ever named to an NCAA Tournament All-Region Team.

- April 5, 2022 – Miami ends the year tied for No. 16 in the Ferris Mowers Coaches Poll, alongside Kentucky. It marks the program's first year-end ranking since the 2015-16 season and its the then-fourth-highest Coaches Poll finish ever, behind only 2015-16 (eighth), 2012-13 (No. 10) and 1998-99 (T-No. 12). Two of the top three teams in the year-end rankings, Duke and North Carolina, own losses to Miami.



MIAMI BASKETBALL HISTORY

2022-23: Greatest Season Ever

- Nov. 19, 2022 – Facing his alma mater, Providence, Jim Larrañaga guides the Hurricanes to a 74-64 win at Mohegan Sun Arena in Uncasville, Conn., to give him 700 career victories. Larrañaga becomes the 53rd NCAA coach, including the 35th with DI experience and eighth with ACC experience, to reach 700 wins. He is just the fourth to do so while an active ACC head coach, joining Mike Krzyzewski, Roy Williams and Dean Smith.
- Nov. 30, 2022 – In the final edition of the ACC/Big Ten Challenge, Miami storms back from an 11-point second-half deficit to beat Rutgers, 68-61, led by a 17-point, 10-rebound double-double from Jordan Miller. The Hurricanes finish 10-6 in the ACC/Big Ten Challenge, including 8-1 in their final nine outings, the best mark of any school in either league during that time.
- Dec. 7, 2022 – The Hurricanes defeat Cornell, 107-105, behind 36 points from Isaiah Wong, the most by a Hurricane since Jack McClinton on March 21, 2008, and the highest total by any ACC player in any game during the 2022-23 campaign. The 107 points are Miami's most against a DI team since March 2, 1989, and its highest total ever versus a DI team at the Watsco Center.
- Dec. 20, 2022 – No. 22 Miami trails for just 34 seconds en route to knocking off sixth-ranked Virginia in its first of nine top-25 matchups (7-2) on the season.
- Dec. 21, 2022 – Jim Larrañaga is announced as a first-time nominee for the Naismith Memorial Basketball Hall of Fame. He is one of nine first-time North American nominees, alongside three other coaches (John Beilein, Gregg Popovich and Stan Spirou) and five players (Pau Gasol, Dirk Nowitzki, Tony Parker, Dwyane Wade and John Williamson).
- Jan. 16, 2023 – In the final matchup between Jim Larrañaga and Jim Boeheim, No. 16/15 Miami comes back from an 11-point deficit in the last 15 minutes to defeat Syracuse, 82-78. It marks the third time in two seasons the Hurricanes beat the Orange after trailing by double digits, this time aided by a 16-point, 16-rebound performance from Norchad Omier in front of the then-third-largest student crowd in school history (1,727).
- Jan. 24, 2023 – The Hurricanes register a dominant 86-63 victory at Florida State in a game they lead by as many as 28 points, including by 26 at halftime. The win

- by No. 20/19 Miami is the largest road victory by either side in the history of the rivalry.
- Feb. 4, 2023 – No. 23/21 Miami, buoyed by a quintet of double-digit scorers, goes on the road to take down No. 20/19 Clemson, 78-74.
- Feb. 6, 2023 – Playing in front of the first of four sell-out crowds at the Watsco Center, including the third-largest student attendance in Miami history (1,811) and numerous prominent figures, No. 19/20 thumps RV/No. 24 Duke, 81-59. In a wire-to-wire triumph, the Hurricanes build an advantage as high as 26 and move to 8-9 against the Blue Devils in Jim Larrañaga's 12 years.
- Feb. 13, 2023 – Jordan Miller (24) and Nijel Pack (23) combine for 47 points to guide No. 15/13 Miami to an 80-72 victory at North Carolina. With the decision, the Hurricanes improve to 8-10 versus the Tar Heels under Jim Larrañaga, including 4-4 on the road.
- March 4, 2023 – In a de facto ACC regular season title game, No. 16/15 Miami withstands a late run from No. 25 Pittsburgh to win, 78-76, and claim a share of the league title. Wooga Poplar shoots 6-of-8 from 3-point range in front of the sold-out crowd, as Jim Larrañaga earns his 250th win at The U. With the triumph, Miami sets the schools record for home wins in a season, finishing 16-1, and ties its top mark for regular season (24) and ACC (15) victories.
- March 6, 2023 – Isaiah Wong wins ACC Player of the Year honors, becoming the Hurricane to do so, alongside Shane Larkin (2012-13). He also becomes the second three-time All-ACC designee in program history, joining Jack McClinton (2007-09). Jordan Miller (second team) and Norchad Omier (third team) give Miami three All-ACC honorees for the third time.
- March 9, 2023 – Top seeded Miami, ranked No. 14/13, edges Wake Forest, 74-72, to earn its fifth appearance in the ACC Tournament semifinals.
- March 15, 2023 – Isaiah Wong is named an NABC Third Team All-American. He becomes the Hurricanes' third All-America honoree since the program rebirth, following Tim James (1998-99) and Shane Larkin (2012-13).
- March 17, 2023 – Trailing by eight with under five minutes left, the fifth-seeded Hurricanes rally to beat No. 12-seeded Drake, 63-56, in the opening round of the





MIAMI BASKETBALL HISTORY



NCAA Tournament. Nijel Pack scores 21 points, as No. 16/15 Miami earns NCAA Tournament wins in back-to-back years for the second time ever.

- March 19, 2023 – Isaiah Wong scores 27 points and the Hurricanes roll to an 85-69 victory over fourth-seeded Indiana, ranked No. 21/19, to reach the Sweet 16. It marks the fourth second-weekend appearance under Jim Larrañaga after Miami had just one berth previously and puts the Hurricanes in the Sweet 16 in consecutive years for the first time.
- March 24, 2023 – Miami, led by 26 points on 7-of-10 long-range shooting by Nijel Pack, stuns top-seeded Houston, 89-75, to reach the Elite Eight for the second year in a row. The Cougars ranked No. 2/1 in the country, making the win the second in program history against a team atop either poll. The 89 points set a school record for NCAA Tournament action.
- March 26, 2023 – The Hurricanes log an 88-81 win over second-seed Texas, ranked No. 5/7, to advance to the Final Four for the first time ever. Jordan Miller scores 27 points, shooting 7-of-7 from the floor and 13-of-13 at the line, to help Miami rally from a 13-point deficit with fewer than 15 minutes remaining. Nijel Pack is named the Midwest Region Most Outstanding Player, while Miller and Isaiah Wong make the Midwest Region All-Tournament Team. The Hurricanes' 29th win of the year ties the program record set in 2012-13, while its third top-10 victory matches the top mark set in 1998-99 and its seventh top-25 win extends the program record.
- April 1, 2023 – The greatest season in Miami history ends in the Final Four in front of 73,860 fans at NRG Stadium in Houston, as the Hurricanes fall, 72-59, to No. 10/12 Connecticut, the eventual NCAA champion.
- April 4, 2023 – The Hurricanes finish third in the year-end USA TODAY Coaches Poll, the best closing mark in

program history and co-second-best position regardless of week. It is the program's third top-10 finish in Jim Larrañaga's 12 seasons after it had just one prior.

- May 4, 2023 – Jim Larrañaga is officially inducted into the UM Sports Hall of Fame & Museum. He is the third men's basketball coach to receive the honor, following Leonard Hamilton and Hart Morris.
- May 23, 2023 – Jim Larrañaga signs a one-year contract extension that will keep him at The U through the 2026-27 campaign.
- June 22, 2023 – Jordan Miller (No. 48) and Isaiah Wong (No. 55) are picked in the NBA Draft. It is the fourth time ever, including the second in seven years, two Hurricanes are chosen in the same draft.





RECORDS

Team Game & Season Records	194
Team ACC Game Records.....	195-197
Team Records by Half.....	198-199
Individual Game/Half/ACC Records	200-205
Freshman Game Records	206
Individual Season Records.....	207-212
Freshman Season Records.....	213
Individual Career Records.....	214-218
Opponent Team Game/Half Records	219-222
Opponent Individual Game/Half Records	223-225
NCAA Tournament Records	226-228
Opponent NCAA Tournament Records	229-230
NIT Records	231-233
Opponent NIT Records.....	234-235
ACC Tournament Records.....	236-238
Opponent ACC Tournament Records	239-240
Year-by-Year Team Stats	241-243
1,000 Points Club	244-246
Annual Leaders	247-249
100-Point Games.....	250-251
Overtime Games	252-253
Season Openers.....	254-255
Records by Month	255
Watsco Center Records.....	256
Home Attendance Figures	257-258
Home Records by Year	259



TEAM RECORDS

GAME

Most Points Scored	148 vs. Rollins, 2/23/65
Other Top Scoring Games	144 vs. Rollins, 2/12/63
121+ Points	141 vs. Tampa, 2/9/65
	136 at Tampa, 12/1/64
	134 at Tampa, 1/29/64
	128 at Rollins, 1/23/65
	127 vs. Jacksonville, 1/16/65
	127 at Rollins, 1/28/64
	124 vs. Florida Southern, 1/13/65
	121 vs. La Salle, 1/23/64
	121 vs. Florida Southern, 2/18/60
Most Points Against	127 at UCLA, 12/12/69
Most Points in Loss	113 vs. Oklahoma City, 1/6/62
Largest Margin of Victory	69 (148-79) vs. Rollins, 2/23/65
Highest Total Score	255 (136-119) at Tampa, 12/1/64
Most Players Scoring in Game	14 vs. Florida A&M, 12/10/94
Most Field Goals Made	60 vs. Rollins, 2/23/65
Highest FG Pct.	.667 (24-36) vs. Coppin State, 1/20/88
	.667 (32-48) vs. Bethune-Cookman, 12/5/88
	.667 (30-45) vs. Birmingham Southern, 12/3/05
3-Point FG Made	18 vs. Coppin State, 12/21/19
3-Point FG Attempts	38 vs. Coppin State, 12/21/19
3-Point Field Goal Pct.	.875 (7-8) vs. UConn, 1/2/92
Most Free Throws Made	46 vs. Tampa, 1956++
Most FT Attempted	61 vs. Kentucky Wesleyan, 1/24/57
Highest Free Throw Pct.	(min. 15 FTA)
	1.000 (18-18) vs. Maryland, 12/29/64
	.970 (32-33) vs. Creighton, 2/10/64**
Most Rebounds	61 vs. Northeastern Illinois, 11/24/95
Most Assists	29 vs. Florida Southern, 11/9/07
	29 vs. Lehigh, 1/9/91
Most Steals	21 vs. Savannah State, 11/30/02
Most Blocked Shots	17 vs. Hartford, 12/13/96^^
Most Blocked Shots in a Half	13 vs. Hartford (1st), 12/13/96
Most Turnovers	32 at Georgetown, 1/13/96
Most Personal Fouls	36 vs. Tampa, 1962++
Most Total Fouls (both teams)	73 vs. Tampa, 1965++
Fewest Personal Fouls	5 vs. Rollins, 1962++
Fewest Total Fouls (both teams)	13 vs. Rollins, 1962++

** T-No. 17 in NCAA history (min. 30 FTA)

^^ T-No. 14 in NCAA history

++ Exact game/date unknown

SEASON

Most Victories	29; 2012-13, 2022-23
Most Defeats	24; 1991-92
Most Conference Victories	15; 2012-13, 2022-23
Most Conference Defeats	18; 1993-94
Most Regular Season Victories	24; 2012-13, 2022-23
Most Regular Season Defeats	23; 1991-92
Most Home Victories	16; 2022-23
Most Home Defeats	10; 1991-92, 1993-94
Most Top-25 Victories	Seven (six AP); 2022-23
Most Top-10 Victories	Three; 1998-99; 2022-23
Longest Winning Streak	14; 1946-47, 2001-02, 2012-13
Longest Conference Winning Streak	13; 2012-13!!
Longest Home Winning Streak	16; 2022-23&&

Longest Losing Streak	17; 1993-94
Longest Conference Losing Streak	18; 1993-94~~

!! Miami won its final league game in 2011-12, making it a 14-game multi-season streak
 && Miami's longest multi-season home winning streak is 22: 1959-60 (three), to 1959-60 (15) to 1960-61 (four)
 ~~ Miami lost its first three league games in 1994-95, making it a 21-game multi-season streak

Most Games Over 100 Points	11; 1988-89
Opponent	10; 1988-89
Most Points	2,925; 2022-23
Opponent	2,778; 1988-89
Highest Scoring Average	98.4; 1964-65##
Opponent	96.9; 1969-70
Most Rebounds	1,559; 1962-63
Opponent	1,398; 1959-60
Most Field Goals Made	1,058; 2022-23
Opponent	1,040; 1988-89
Most Field Goals Attempted	2,205; 2022-23
Opponent	2,214; 2022-23
Field Goal Percentage	.492 (1,024-2,083); 1988-89
Opponent	.488 (1,040-2,129); 1988-89
3-Point Field Goals Made	292; 2014-15
Opponent	285; 2022-23, 2021-22
3-Point FG Attempted	816; 2014-15
Opponent	852; 2022-23
3-Point Field Goal Pct	.385 (236-613); 2007-08
Opponent	.408 (151-370); 1986-87
Most Free Throws Made	663; 1959-60
Opponent	597; 1955-56
Most Free Throws Attempted	914; 1956-57
Opponent	909; 1955-56
Free Throw Percentage	.796 (642-807); 1964-65\$\$
Opponent	.741 (394-532); 2016-17
Most Assists	583; 1988-89
Opponent	563; 2021-22
Most Steals	328; 2022-23
Opponent	288; 1987-88
Most Blocked Shots	190; 2001-02
Opponent	144; 2000-01
Most Turnovers	575; 1998-99
Opponent	615; 1999-00
Most Personal Fouls	701; 1991-92
Opponent	678; 2007-08

No. 20 in NCAA history and first nationally that season
 - Miami also led the nation in scoring in 1958-59 with an 87.6-point average

\$\$ No. 22 in NCAA history and first nationally that season
 - Miami also led the nation in free throw percentage in 1963-64 with a 76.0 clip

NOTE: Miami also led the nation in opponent field-goal percentage in 1997-98 with a 37.9 clip against

MISCELLANEOUS

Most Consecutive Games with a 3PM	354, Dec. 18, 2001 - Dec. 22, 2012
--	------------------------------------



GAME RECORDS - ACC GAMES ONLY

TEAM HIGHS

POINTS

102	at Virginia Tech.....	2/19/20
96	Wake Forest.....	2/18/23
96	Duke	2/20/08
95	Virginia	3/1/08
94	at Florida State.....	1/27/18
93	Louisville	2/11/23
92	Virginia Tech.....	1/31/23
92	Wake Forest.....	1/1/22
91	NC State	12/29/21
91	at North Carolina	2/27/18
91	at Virginia	1/12/05
90	five times, last vs. Duke	1/13/15

FIELD GOALS MADE

37	Wake Forest.....	2/18/23
35	Virginia Tech.....	1/31/23
35	Duke	2/20/08
35	Duke	1/19/05
34	Florida State.....	2/25/23
34	at North Carolina	2/27/18
34	at Florida State.....	1/27/18
34	at NC State	1/21/18
34	Florida State	3/3/07
33	at Virginia Tech.....	2/19/20
33	Duke	1/23/13
33	Virginia	3/1/08

FIELD-GOAL ATTEMPTS

79	at Virginia Tech.....	2/19/20
78	Duke	1/15/18
77	Duke	1/19/05
76	at Boston College	1/15/08
73	at NC State	2/29/12
73	Maryland	2/1/12
73	at Duke	2/19/06
73	at Georgia Tech.....	1/6/05

FIELD-GOAL PERCENTAGE

.638 (30-47)	at Florida State	2/13/13
.632 (24-38)	Virginia Tech	1/31/10
.615 (32-52)	Wake Forest	1/1/22
.604 (32-53)	Boston College	1/11/23
.587 (37-63)	Wake Forest	2/18/23
.587 (27-46)	at NC State	3/1/14
.583 (35-60)	Virginia Tech.....	1/31/23
.582 (32-55)	at Clemson	2/12/05
.577 (30-52)	Boston College	2/12/20
.576 (34-59)	at NC State.....	1/21/18

3-PT FIELD GOALS MADE

17	at Florida State.....	1/27/18
15	at Virginia Tech.....	3/7/15

15	North Carolina	2/9/13
14	at North Carolina	2/9/19
13	North Carolina	1/18/22
13	North Carolina	1/26/11
13	at Wake Forest	1/29/05
12	seven times, last vs. Boston College	1/11/23

3-PT FG ATTEMPTS

34	at Florida State.....	1/27/18
34	at Virginia Tech.....	2/15/14
34	at North Carolina	3/2/10
33	Virginia Tech.....	1/30/19
32	at Georgia Tech.....	1/4/23
32	at Florida State	2/26/11
32	at Georgia Tech.....	3/4/09
31	eight times, last vs. Syracuse	3/7/20

3-PT FG PERCENTAGE, MIN. 7 MADE

.727 (8-11)	Louisville.....	2/27/16
.667 (12-18)	Boston College	1/11/23
.632 (12-19)	Maryland	1/7/06
.611 (11-18)	at Virginia Tech	1/26/22
.600 (15-25)	at Virginia Tech	3/7/15
.600 (9-15)	at Duke	2/7/09
.577 (15-26)	North Carolina	2/9/13
.571 (8-14)	at NC State.....	1/23/11

FREE THROWS MADE

31	Florida State.....	2/25/15
30	at Boston College.....	2/16/15
29	at Virginia Tech.....	2/19/20
27	at Boston College	1/10/09
26	Wake Forest	2/7/18
26	at NC State	3/1/14
26	Georgia Tech.....	1/12/08
26	at North Carolina	1/14/06

FREE-THROW ATTEMPTS

38	Florida State.....	2/25/15
37	Wake Forest.....	2/7/18
37	at Boston College.....	2/16/15
35	at Virginia	1/12/05
34	Syracuse.....	1/2/16
34	Florida State	2/26/12
34	NC State	3/7/09
34	at North Carolina	1/14/06

FREE-THROW PCT, MIN. 15 ATTEMPTS

.944 (17-18)	at North Carolina	1/25/20
.938 (15-16)	at NC State.....	1/30/16
.933 (14-15)	Boston College	1/15/11
.917 (22-24)	Maryland	2/23/08
.909 (20-22)	at Virginia	2/20/17
.906 (29-32)	at Virginia Tech	2/19/20
.905 (19-21)	Virginia Tech	1/23/07
.900 (18-20)	North Carolina	2/12/06



TEAM GAME RECORDS - ACC GAMES ONLY

REBOUNDS

55	at Virginia Tech.....	2/19/20
55	at Maryland	1/10/07
53	Clemson	1/27/08
50	Virginia Tech.....	12/8/13
49	Louisville	1/24/18
49	Duke	1/23/13
48	at Duke.....	2/5/12
48	at Georgia Tech.....	3/4/09

ASSISTS

26	at NC State	1/21/18
24	Duke	1/25/16
23	at Florida State.....	1/24/23
22	NC State	12/10/22
21	Duke	2/6/23
21	Virginia Tech.....	2/18/15
21	Virginia	3/1/08
20	Boston College.....	1/11/23
20	Louisville	2/11/23
20	at Virginia Tech.....	12/29/20
20	Georgia Tech.....	2/24/19
20	Wake Forest	2/18/12

STEALS

16	Virginia Tech.....	2/26/22
15	at Duke.....	1/8/22
15	at North Carolina	1/22/05
14	Syracuse.....	1/5/22
14	North Carolina.....	1/5/21
13	Duke	2/6/23
13	at Georgia Tech.....	1/4/23
13	at Virginia	2/5/22
13	Duke	1/15/18
13	at North Carolina	3/2/10
12	six times, last vs. Wake Forest.....	2/18/23

BLOCKED SHOTS

12	Notre Dame.....	1/12/17
9	Wake Forest	2/4/09
9	Florida State	1/15/05
8	at Virginia Tech.....	2/19/20
8	at Pittsburgh.....	12/30/17
8	at Florida State.....	2/10/14
8	at Virginia Tech	1/30/13
8	Duke	1/23/13
8	at North Carolina	1/10/13
8	Clemson	1/27/08

TURNOVERS

28	Georgia Tech.....	2/3/11
24	Florida State.....	1/18/20
22	Duke	2/17/10
22	Clemson.....	12/21/08
22	Duke	2/20/08
21	at Georgia Tech.....	3/6/11

FOULS

31	at Florida State	3/8/08
31	at Duke	2/2/08
27	Virginia Tech	1/23/07

TEAM LOWS

POINTS

40	at Virginia	2/26/14
44	Virginia	3/4/20
44	at Syracuse	1/4/14
45	at Virginia Tech.....	2/15/14
45	at Clemson	2/17/13
46	at Virginia	2/2/19
46	Duke	1/22/14

FIELD GOALS MADE

12	at Virginia	2/26/14
15	at Virginia	2/20/17
15	at Virginia Tech.....	2/15/14
16	at Wake Forest	2/2/10
17	10 times, last vs. Pittsburgh	12/16/20

FIELD-GOAL ATTEMPTS

38	Georgia Tech.....	2/15/17
38	Virginia Tech	1/31/10
39	Clemson.....	2/20/11
40	at Syracuse	1/04/14
40	Georgia Tech.....	2/3/11

FIELD GOAL PERCENTAGE

.259 (15-58)	at Virginia Tech	2/15/14
.261 (12-46)	at Virginia	2/26/14
.279 (17-61)	at Louisville.....	1/7/20
.296 (16-54)	at Wake Forest	2/2/10
.300 (18-60)	at Duke	1/21/20

3-PT FIELD GOALS MADE

0	at Virginia	2/26/14
1	Duke	2/25/17
1	Virginia	2/19/13
1	at Duke	2/19/06
2	at Boston College.....	1/12/21
2	at Georgia Tech.....	2/29/20
2	Duke	1/4/20
2	at Boston College.....	1/20/16
2	Duke	1/22/14
2	at Clemson	3/4/14
2	NC State	1/22/12
2	Georgia Tech.....	1/12/08
2	at Boston College	1/16/07

TEAM GAME RECORDS - ACC GAMES ONLY

3-PT FG ATTEMPTS

7	Virginia	2/19/13
8	Duke	2/25/17
8	at Florida State	2/13/13
10	at Boston College	1/20/16
10	Duke	1/22/14
10	at NC State	3/1/14

3-PT FG PERCENTAGE

.000 (0-12)	at Virginia	2/26/14
.091 (1-11)	at Duke	2/19/06
.100 (2-20)	NC State	1/22/12
.105 (2-19)	Georgia Tech	1/12/08
.118 (2-17)	at Georgia Tech	2/29/20
.120 (3-25)	Syracuse	1/2/16

FREE THROWS MADE

0	at Virginia	2/5/22
1	at Wake Forest	1/30/21
2	Virginia	3/4/20
2	at Syracuse	1/4/17
2	at Pittsburgh	1/14/17
2	Florida State	1/15/14
2	at Clemson	3/4/14
2	Wake Forest	2/18/12
2	North Carolina	2/15/09

FREE-THROW ATTEMPTS

0*	at Virginia	2/5/22
2	Virginia	3/4/20
2	North Carolina	2/15/09
3	at Pittsburgh	2/14/17
3	at Georgia Tech	1/24/12
3	Wake Forest	2/18/12
3	Boston College	2/7/07

* Second time ever for any ACC team (first in ACC play)

FREE-THROW PCT, MIN. 10 ATT.

.200 (2-10)	at Syracuse	1/4/17
.364 (4-11)	Louisville	11/5/19
.385 (5-13)	Maryland	1/13/13
.412 (7-17)	at Clemson	2/13/10
.417 (5-12)	at Clemson	2/28/07
.444 (12-27)	Clemson	12/21/08

REBOUNDS

16	Duke	1/14/07
19	at Virginia	2/5/22
21	Virginia Tech	2/26/22
21	Clemson	12/4/21
21	at North Carolina	1/25/20
21	at Boston College	12/6/09
22	at Virginia Tech	1/26/22
22	at Florida State	2/1/15
22	at Florida State	2/13/13
22	North Carolina	2/12/06

ASSISTS

3	at NC State	1/15/20
3	at Virginia	2/26/14
4	at Georgia Tech	2/29/20
4	at Georgia Tech	1/18/14
5	at NC State	1/14/23
5	at Virginia	3/1/21
5	at Clemson	1/13/18
5	Florida State	2/1/17
5	at Virginia	1/7/12
5	at Maryland	2/21/12
5	at Maryland	1/26/10

STEALS

0	Pittsburgh	3/4/23
0	at Virginia	1/24/06
1	Syracuse	1/25/14
1	at Duke	3/2/13
1	Virginia Tech	1/25/09
1	at Clemson	2/27/08
1	at Virginia	2/3/07

BLOCKED SHOTS

0	17 times, last vs. Wake Forest	2/18/23
---	--------------------------------	---------

TURNOVERS

3	at Virginia Tech	2/15/14
3	Boston College	2/22/14
4	North Carolina	1/18/22
4	Florida State	1/15/14
5	at Duke	1/8/22
5	at Notre Dame	2/14/21
5	at Louisville	1/7/20
5	Boston College	1/10/15
5	Syracuse	1/25/14
5	at Clemson	3/4/14
5	at Boston College	1/29/12
5	NC State	3/7/09
5	Wake Forest	1/31/06

FOULS

6	Georgia Tech	2/20/21
6	Georgia Tech	2/15/17
7	Virginia	2/22/16
7	North Carolina	2/9/13
7	Virginia Tech	2/9/12
8	Boston College	1/11/23
8	at Virginia	2/5/22
8	at Syracuse	1/24/19
8	Florida State	2/24/21

TEAM RECORDS BY HALF (ACC ERA; SINCE 2004-05)

TEAM HIGHS

POINTS

66	Cornell (1st)	12/7/22
61	Nova Southeastern (1st)	11/16/09
60	Virginia (2nd)	3/1/08
60	Lafayette (1st)	11/25/06

FIELD GOALS MADE

23	Florida State (1st)	2/25/23
23	Stephen F. Austin (1st)	11/13/18
23	Ole Miss (1st)	11/30/10
22	Cornell (1st)	12/7/22
22	Florida Southern (1st)	11/9/07
22	Lafayette (1st)	11/25/06
21	at NC State (2nd)	1/21/18
21	Gardner-Webb (2nd)	11/10/17
21	Stetson (2nd)	11/9/12
21	at Clemson (2nd)	2/12/05

FIELD-GOAL ATTEMPTS

46	Florida Southern (2nd)	11/15/08
45	at Duke (1st)	2/19/06
44	Florida Southern (2nd)	11/09/07

FIELD-GOAL PERCENTAGE, MIN. 12 MADE

.739 (17-23)	at Florida State (1st)	2/13/13
.720 (18-25)	vs. Middle Tenn. (2nd)	12/25/17
.706 (12-17)	vs. Florida Atlantic (2nd)	12/17/11
.700 (14-20)	Virginia Tech (1st)	1/31/10
.696 (16-23)	at Hawaii (2nd)	12/22/17
.696 (16-23)	vs. Boston College (2nd)	3/15/13

3-PT FIELD GOALS MADE

12	Coppin State (2nd)	12/21/19
12	Nova Southeastern (1st)	11/16/09
10	UNC Greensboro (2nd)	11/11/22
10	at North Carolina (2nd)	2/9/19
10	at Virginia Tech (1st)	3/7/15
10	North Carolina (1st)	2/9/13
10	at Florida Gulf Coast (1st)	11/27/10
10	at Wake Forest (1st)	1/29/05

3-PT FG ATTEMPTS

23	at Maryland (2nd)	1/31/09
21	vs. Clemson (2nd)	3/11/20
21	Coppin State (2nd)	12/21/19
21	Lehigh (1st)	11/9/18
20	Lafayette (1st)	11/7/22
20	Virginia Tech (2nd)	1/30/19
20	at FGCU (1st)	11/27/10
20	at North Carolina (2nd)	3/2/10
20	at Georgia Tech (2nd)	3/4/09

3-PT FG PERCENTAGE, MIN. 7 MADE

.909 (10-11)	at Wake Forest (1st)	1/29/05
.778 (7-9)	at Virginia Tech (2nd)	1/26/22
.778 (7-9)	at Charlotte (2nd)	11/25/14
.778 (7-9)	North Florida (1st)	12/20/07
.778 (7-9)	Florida Southern (1st)	11/9/07

FREE THROWS MADE

25	vs. Texas (2nd)	3/26/23
23	at Richmond (2nd)	3/24/15
23	Florida State (2nd)	2/25/15
23	NC State (2nd)	3/7/09
22	Alabama State (2nd)	11/28/07

FREE-THROW ATTEMPTS

32	NC State (2nd)	3/7/09
29	Wake Forest (2nd)	2/7/18
29	Alabama State (2nd)	11/28/07
28	at Richmond (2nd)	3/24/15
28	Florida State (2nd)	2/25/15
28	at Florida State (2nd)	2/10/14

FREE-THROW PERCENTAGE, MIN. 10 MADE

1.000 (16-16)	at Wake Forest (2nd)	2/9/11
1.000 (16-16)	vs. Wofford (2nd)	12/3/17
1.000 (13-13)	at North Carolina (2nd)	1/25/20
1.000 (13-13)	Tennessee Tech (2nd)	12/23/04
1.000 (12-12)	Illinois (2nd)	12/2/14
1.000 (11-11)	at Virginia Tech (2nd)	2/19/20
1.000 (10-10)	vs. Providence (1st)	11/19/22
1.000 (10-10)	at Virginia Tech (1st)	2/19/20
1.000 (10-10)	at North Carolina (2nd)	2/27/18
1.000 (10-10)	Notre Dame (2nd)	2/19/14
1.000 (10-10)	Lafayette (2nd)	11/25/06
1.000 (10-10)	North Carolina (1st)	2/12/06

REBOUNDS

33	at Maryland (1st)	1/10/07
32	NC Central (2nd)	1/3/09
31	vs. Indiana (2nd)	3/19/23
31	Wofford (1st)	11/20/04
31	Florida Southern (2nd)	11/15/08

ASSISTS

17	Nova Southeastern (1st)	11/16/09
16	at NC State (2nd)	1/21/18
16	Lafayette (1st)	11/25/06
16	Alcorn State (1st)	11/14/06
15	Penn (2nd)	1/2/08
15	Florida Southern (1st)	11/9/07

STEALS

11	at Duke (1st)	1/8/22
10	at Boston College (1st)	1/20/16
10	at North Carolina (2nd)	1/22/05
9	Wake Forest	2/18/23
9	Virginia Tech (2nd)	2/26/22
9	vs. North Carolina (1st)	3/11/11
9	USC Upstate (1st)	11/28/09
9	Penn (1st)	1/2/08

BLOCKED SHOTS

10	Florida Atlantic (1st)	11/29/04
9	Charlotte (1st)	12/14/12
8	vs. VCU (2nd)	11/16/07
7	at Pitt (1st)	12/30/17
7	Notre Dame (1st)	1/12/17
7	Northeastern (2nd)	11/27/15



TEAM RECORDS BY HALF (ACC ERA; SINCE 2004-05)

7	FIU (2nd)	12/12/08
7	South Carolina State (1st)	11/23/04

TURNOVERS

16	Georgia Tech (2nd) 2/3/11	
16	Clemson (1st)	12/21/08
14	at Georgia Tech (2nd)	3/6/11
14	at Maryland (1st)	1/26/10

FOULS

24	vs. UCF (2nd)	12/18/10
18	Virginia (2nd)	3/1/08
18	at Clemson (2nd)	2/27/08
18	Virginia Tech (2nd)	1/23/07
18	at Maryland (2nd)	1/10/07

TEAM LOWS

POINTS

14	Purdue	12/8/20
15	vs. Kansas (2nd)	3/27/22
15	at Virginia Tech (1st)	2/15/14
16	vs. Virginia (1st)	2/13/18
16	vs. Marquette (1st)	3/28/13
16	at Florida State (1st)	2/26/11
17	Syracuse (1st)	1/2/16
17	at Virginia (1st)	1/7/12

FIELD GOALS MADE

4	at Virginia (2nd)	2/26/14
4	FGCU (2nd)	11/22/11
5	Purdue (1st)	12/8/20
5	Syracuse (1st)	1/2/16
5	at Virginia Tech (1st)	2/15/14
5	at Florida State (1st)	2/26/11
5	at Virginia (1st)	1/16/10

FIELD-GOAL ATTEMPTS

14	NC Central (2nd)	3/17/15
15	Georgia Tech (2nd)	2/15/17
15	Jacksonville (1st)	11/16/12

FIELD-GOAL PERCENTAGE

.167 (4-24)	FGCU (2nd)	11/22/11
.172 (5-29)	at Florida State (1st)	2/26/11
.185 (5-27)	at Virginia Tech (1st)	2/15/14
.190 (4-21)	at Virginia (2nd)	2/26/14
.192 (5-26)	Syracuse (1st)	1/2/16

3-PT FIELD GOALS MADE

0	Numerous times	
	Last vs. Texas (2nd)	3/26/23

3-PT FG ATTEMPTS

1	Duke (2nd)	2/25/17
1	at Florida State (1st)	2/13/13
2	at Maryland (2nd)	2/21/12
2	at FIU (2nd)	12/8/07

3-PT FG PERCENTAGE, MIN. 8 ATT.

.000 (0-11)	at Syracuse (1st)	1/19/21
.000 (0-11)	Syracuse (1st)	1/2/16
.000 (0-10)	Purdue (1st)	12/8/20
.000 (0-10)	at Rutgers (2nd)	11/21/10
.000 (0-9)	Minnesota (1st)	3/19/12
.000 (0-9)	North Carolina A&T (2nd)	11/22/05
.000 (0-8)	Pittsburgh (1st)	12/16/20
.000 (0-8)	at Georgia Tech (1st)	2/29/20
.000 (0-8)	at George Washington (2nd)	12/16/17
.000 (0-8)	at Richmond (1st)	3/24/15

FREE THROWS MADE

0	Numerous times	
	Last vs. Boston College (1st)	3/10/22

FREE-THROW ATTEMPTS

0	Numerous times	
	Last vs. Boston College (1st)	3/10/22

FREE-THROW PERCENTAGE, MIN. 11 ATT.

.273 (3-11)	FGCU (2nd)	11/25/09
.273 (3-11)	Clemson (1st)	12/21/08
.308 (4-13)	Florida A&M (2nd)	11/16/17
.333 (4-12)	vs. South Carolina (1st)	11/22/09
.364 (4-11)	at Notre Dame (1st)	2/14/21
.400 (6-15)	at Clemson (2nd)	2/13/10

REBOUNDS

6	Clemson (2nd)	12/4/22
6	vs. Florida Atlantic (2nd)	12/17/11
7	vs. North Texas (1st)	11/26/21
8	11 times, last vs. Virginia Tech (1st)	2/26/22

ASSISTS

0	Pittsburgh	12/16/20
1	Numerous times	
	Last vs. Drake (2nd)	3/17/23

STEALS

0	Numerous times	
	Last vs. Houston (2nd)	3/24/23

BLOCKED SHOTS

0	Numerous times	
	Last vs. Connecticut (2nd)	4/1/23

TURNOVERS

0	Stephen F. Austin (1st)	11/13/18
0	at Virginia Tech (1st)	2/15/14
1	21 times, last vs. Houston (1st)	3/24/23

FOULS

1	at Notre Dame (1st)	2/23/20
1	Virginia Tech (1st)	2/9/12
2	16 times, last vs. Florida State (1st)	2/25/23



INDIVIDUAL RECORDS - GAME

POINTS SCORED, GAME

1. Rick Barry vs. Rollins, 2/23/65	59**
2. Rick Barry vs. Tampa, 2/9/65	55**
3. Rick Barry vs. Florida Southern, 2/5/65	54**
4. Rick Barry vs. Jacksonville, 1964	52
5. Rick Barry vs. Tampa, 1965	51
Rick Barry vs. Oklahoma City, 1/30/65	51
7. Rick Barry vs. Houston, 2/20/65	50
Rick Barry vs. Rollins, 1/28/64	50
9. Mike McCoy vs. Rollins, 1963	48
10. Sy Chadroff vs. Rollins, 2/14/52	47

** Totals rank No. 16, T-No. 21 and No. 25, respectively, on NCAA scoring list against a non-Division I opponent

FIELD GOALS MADE, GAME

1. Rick Barry vs. Houston, 2/20/65	21
2. Rick Barry vs. Rollins, 1/23/65	20
Rick Barry vs. Rollins, 2/23/65	20
Mike McCoy vs. Rollins, 1963	20
5. Rick Barry vs. Oklahoma City, 1/30/65	19
Mike Wittman vs. Oklahoma City, 1/30/65	19
Rick Barry vs. Rollins, 1/28/64	19
Rick Barry vs. Jacksonville, 1964	19
9. Steve Rich vs. St. John's, 2/20/96	18
Wayne Beckner vs. Tampa, 1965	18
Rick Barry vs. Yale, 12/28/65	18
John Dampier vs. Army, 12/27/63	18
Sy Chadroff vs. Rollins, 1952	18

FIELD GOALS ATTEMPTS, GAME (Since 1985-86)

1. Johnny Hemsley vs. North Carolina, 12/18/99	30
2. Darius Rice vs. Connecticut, 1/20/03	27
3. Jack McClinton at Boston College, 1/15/08	26
4. Joe Wylie vs. George Mason, 1/23/90	26
5. Jack McClinton vs. North Carolina, 2/15/09	25
6. Steve Rich vs. St. John's, 2/20/96	25
7. Dennis Burns vs. Dayton, 3/08/88	25
8. Robert Hite vs. Florida Atlantic, 11/29/04	24
Joe Wylie vs. South Florida, 2/25/91	24
Dennis Burns vs. New Mexico, 2/1/89	24
Dennis Burns vs. Oral Roberts, 2/25/89	24

FIELD GOAL PERCENTAGE, GAME, MIN. 6 ATT. (Since 1985-86)

1. Ebuka Izundu at Virginia Tech, 3/8/19 (8-8)	1.000
2. Jordan Miller vs. Texas, 3/26/23 (7-7)	1.000
Raymond Hicks vs. NC A&T, 12/23/07 (7-7)	1.000
4. Jordan Miller vs. Iowa State, 3/25/22 (6-6)	1.000
Sheldon McClellan vs. S. Ala., 11/28/14 (6-6) ..	1.000
Alex Fraser vs. Providence, 1/15/97 (6-6)	1.000
Alex Fraser vs. Syracuse, 1/3/96 (6-6)	1.000
Jamal Johnson vs. FAMU, 12/4/93 (6-6)	1.000
9. Eric Brown vs. Alabama State, 12/21/87 (15-16) ..	.937
10. Eric Brown vs. Bethune-Cookman, 12/5/88 (12-13) ..	.923

3-POINT FIELD GOALS MADE, GAME

1. Johnny Hemsley vs. Lafayette, 3/12/99	9
2. Samarr Logan vs. Boston College, 12/29/89	8
3. Nijel Pack vs. Houston, 3/24/23	7
Damon Reed at NC State, 2/4/17	7

Jack McClinton at Providence, 3/18/09	7
Jack McClinton vs. North Carolina, 2/15/09	7
Jack McClinton vs. Virginia, 3/1/08	7
Robert Hite vs. Wake Forest, 1/31/06	7
Robert Hite vs. FIU, 12/7/04	7
Darius Rice vs. Connecticut, 1/20/03	7
Darius Rice vs. Virginia Tech, 2/6/01	7

3-POINT FIELD GOALS ATTEMPTED, GAME

1. Darius Rice vs. Virginia Tech, 2/6/01	15
2. DJ Vasiljevic vs. NC State, 2/5/20	14
Jack McClinton at Providence, 3/18/09	14
Jack McClinton at Georgia Tech, 2/17/08	14
Marcus Barnes vs. Connecticut, 1/20/01	14
6. DJ Vasiljevic vs. Syracuse, 3/7/20	13
Darius Rice vs. Florida State, 12/14/03	13
Steven Edwards vs. Boston College, 2/10/96	13
Steven Edwards vs. Robert Morris, 11/30/94	13
10. 21 times	12
last by Nijel Pack at Georgia Tech, 1/4/23	

3-POINT FG PERCENTAGE, GAME, MIN 4 ATT.

1. James Palmer at Virginia Tech, 3/7/15 (5-5)	1.000
Malcolm Grant vs. NC State, 1/23/11 (5-5)	1.000
Robert Hite vs. Virginia Tech, 1/17/04 (5-5)	1.000
Trevor Burton vs. Georgetown, 12/7/93 (5-5) ..	1.000
Samarr Logan vs. Davidson, 2/10/90 (5-5)	1.000
Levertis Williams vs. FIU, 3/12/88 (5-5)	1.000
7. Bensley Joseph vs. Cornell, 12/7/23 (4-4)	1.000
Anthony Lawrence II vs. Notre Dame, 2/3/16 (4-4) ..	1.000
Shane Larkin at Purdue, 11/29/11 (4-4)	1.000
Jack McClinton vs. Ohio State, 12/8/09 (4-4) ..	1.000
Anthony Harris vs. Maryland, 1/7/06 (4-4)	1.000
Jerome Scott vs. Pittsburgh, 2/4/92 (4-4)	1.000
Joel Warren vs. Marist, 2/1/88 (4-4)	1.000

FREE THROWS MADE, GAME


1. Rick Barry vs. Florida Southern, 2/5/65	22
Ron Godfrey vs. Oklahoma City, 1/29/60	22
3. Rick Barry vs. Rollins, 2/23/65	19
Rick Barry vs. St. Joseph's (Pa.), 3/12/64	19
5. Rick Barry vs. St. Mary's, 1965	17
Rick Barry vs. Tampa, 1965	17
Rick Barry vs. San Francisco, 1964	17
Joe Munley vs. Ky.-Wesleyan, 1/26/57	17
9. Durand Scott vs. UMass, 12/3/11	16
Jack McClinton vs. NC State, 3/7/09	16
Dick Hickox vs. Stetson, 1959	16

NOTE: 3-point FGs were adopted in 1986-87

FREE THROWS ATTEMPTED, GAME (Since 1985-86)

1. Eric Brown vs. Brigham Young, 2/4/89	19
2. Durand Scott vs. UMass, 12/3/11	18
3. Kameron McGusty vs. UCF, 11/13/21	17
Eric Brown vs. Marquette, 1/28/89	17
Eric Brown vs. Tennessee Tech, 2/8/89	17
Eric Brown vs. Providence, 1/20/87	17
7. Jack McClinton vs. NC State, 3/7/09	16
Dwayne Collins vs. Florida Atlantic, 1/5/09	16

INDIVIDUAL RECORDS - GAME



Johnny Hemsley



Vernon Jennings

Robert Hite vs. North Carolina, 2/12/06.....	16
Clifton Clark vs. Florida Atlantic, 11/29/04.....	16
John Salmons vs. West Virginia, 2/28/01.....	16
Steven Edwards vs. St. John's, 2/13/95.....	16
Hammie Ward at Tennessee, 12/1/91.....	16
Eric Brown vs. Virginia Commonwealth, 2/22/88....	16
Eric Brown vs. Bethune-Cookman, 12/5/88.....	16

FREE THROW PERCENTAGE, GAME, MIN. 10 FTA (Since 1985-86)

1. Jack McClinton vs. NC State, 3/7/09 (16-16) ...	1.000
2. Isaiah Wong at Virginia Tech, 2/19/20 (14-14) ..	1.000
Chris Lykes vs. Wake Forest, 1/12/19 (14-14) ..	1.000
4. Jordan Miller vs. Texas, 3/26/23 (13-13).....	1.000
5. Jack McClinton vs. St. Mary's, 3/21/08 (11-11) ..	1.000
6. Durand Scott vs. FAU, 3/16/11 (10-10).....	1.000
Lance Hurdle vs. Boston Coll., 3/5/08 (10-10) ..	1.000
Jack McClinton vs. Ga. Tech, 12/3/06 (10-10) ..	1.000
Guillermo Diaz vs. Virginia, 3/10/05 (10-10).....	1.000
Robert Hite vs. Rutgers, 1/21/04 (10-10).....	1.000
Johnny Hemsley vs. Ga. St., 12/12/97 (10-10) ..	1.000
Kevin Norris vs. Buffalo, 11/22/96 (10-10).....	1.000
Steve Edwards vs. Villanova, 3/6/93 (10-10).....	1.000
Joe Wylie vs. West Virginia, 1/5/91 (10-10).....	1.000
Lemuel Howard vs. Duquesne, 11/28/87 (10-10) ..	1.000

REBOUNDS, GAME

1. Rick Barry vs. Oklahoma City, 1/30/65	29
2. Wayne Canaday vs. Bucknell, 1/4/69	28
3. Rick Barry vs. Rollins, 1965	27
Harry Manushaw vs. Florida State, 2/28/59	27
5. Harry Manushaw vs. Morehead St., 2/23/59	26

6. Rusty Parker vs. Florida State, 3/1/68	25
Rick Barry vs. Cornell, 12/27/62	25
8. Rick Barry vs. Houston, 2/20/65	24
Rick Barry vs. Tampa, 1965	24
Wayne Beckner vs. Rollins, 1963	24
Harry Manushaw vs. Toronto, 1959	24

ASSISTS, GAME*

1. Michael Gardner vs. Pittsburgh, 1/23/93	14
2. John Salmons vs. Notre Dame, 2/23/02	13
Bryan Hughes vs. The Citadel, 11/22/85	13
4. Vernon Jennings vs. Bethune-Cookman, 11/30/99 ..	12
Vernon Jennings vs. Pittsburgh, 2/23/99	12
Thomas Hocker vs. Florida State, 1/18/90	12
Thomas Hocker vs. Tulane, 3/3/90	12
8. Angel Rodriguez vs. Duke, 1/25/16	11
John Salmons vs. St. John's, 2/13/02	11
Vernon Jennings vs. Notre Dame, 2/26/00	11
Vernon Jennings vs. Syracuse, 1999	11
Kevin Norris vs. Florida Atlantic, 11/16/97	11
Michael Gardner vs. Syracuse, 2/6/93	11
Jerome Scott vs. St. Joseph's (Pa.), 2/6/91	11
Kevin Presto vs. Alabama State, 12/21/87	11

STEALS, GAME*

1. Jerome Scott vs. FIU, 3/4/91	9
2. Jordan Miller at Virginia, 2/5/22	7
Charlie Moore at Duke, 1/8/22	7
Vernon Jennings vs. West Virginia, 1/5/00	7
5. 18 times,	6
last by Wooga Poplar at Georgia Tech, 1/4/23	

BLOCKED SHOTS, GAME*

1. Anthony King vs. Florida Atlantic, 11/29/04	13
2. James Jones vs. FIU, 12/3/01	8
Tim James vs. West Virginia, 2/6/96	8
Constantin Popa vs. Florida Atlantic, 12/19/92	8
5. Anthony King vs. Marist, 11/15/07	7
James Jones vs. North Carolina, 1/4/03	7
James Jones vs. Florida Atlantic, 11/18/00	7
Constantin Popa vs. St. John's, 2/13/95	7
Constantin Popa vs. Beth.-Cookman, 1993	7
Tito Horford vs. South Carolina, 12/5/87	7

TRIPLE-DOUBLES

1. Bruce Brown Jr. vs. Gardner-Webb	11/10/17
10 points, 11 rebounds, 10 assists	
Bruce Brown Jr. vs. South Carolina State	12/6/16^
11 points, 11 rebounds, 10 assists	
2. Anthony King vs. Florida Atlantic	11/29/04
13 blocked shots, 11 points, 10 rebounds	

^ Fourth-quickest ACC player to log a triple-double

- Dennis Scott, Georgia Tech, 11/20/87, first game
- Kenny Anderson, Georgia Tech, 12/28/89, third game
- Ralph Sampson, Virginia, 12/22/79, eighth game
- Bruce Brown Jr., Miami, 12/6/16, ninth game

* Statistic not kept until the 1985-86 season



INDIVIDUAL RECORDS BY HALF (ACC ERA; SINCE 2004-05)

POINTS SCORED

32	Jack McClinton vs. St. Mary's (2nd)	3/21/08
28	Robert Hite vs. Florida Atlantic (2nd)	11/29/04
26	Jack McClinton vs. Virginia (2nd)	3/1/08
24	Guillermo Diaz at North Carolina (2nd)	1/22/05
23	Kenny Kadji vs. UNC Greensboro (1st)	1/2/12
23	Jack McClinton vs. North Carolina (2nd) ..	2/15/09
23	Jack McClinton vs. Winthrop (2nd)	12/29/07
23	Jack McClinton vs. VCU (2nd)	11/16/07

FIELD GOALS MADE

11	Robert Hite vs. Florida Atlantic (2nd)	11/29/04
9	Jack McClinton vs. St. Mary's (2nd)	3/21/08
9	Guillermo Diaz at North Carolina (2nd)	1/22/05
8	Isaiah Wong vs. Louisville (2nd)	1/16/21
8	Jack McClinton vs. North Carolina (2nd) ..	2/15/09
8	Jack McClinton vs. Virginia (2nd)	3/1/08
8	Jack McClinton at NC State (2nd)	1/19/08
8	Anthony Harris at Massachusetts (2nd) ...	1/02/07

FIELD-GOAL ATTEMPTS

18	Jack McClinton at Boston College (2nd) ..	1/15/08
15	Jack McClinton at Clemson (2nd)	2/27/08
14	Guillermo Diaz vs. Duke (2nd)	1/19/05
14	Robert Hite vs. Florida Atlantic (2nd)	11/29/04
13	10 times,	
	last by Jordan Miller vs. Indiana (2nd)	3/19/23

FG PCT, MIN. 7 MADE

1.000	(7-7) Norchad Omier vs. Fla. A&M (1st) ..	11/15/22
1.000	(7-7) Angel Rodriguez vs. Wichita St. (1st) ..	3/19/16
1.000	(7-7) Sheldon McClellan vs. Florida St. (2nd) ..	1/9/16
1.000	(7-7) Sheldon McClellan vs. Utah (2nd) ..	11/20/15
1.000	(7-7) Reggie Johnson at Duke (2nd)	1/2/11
.875	(7-8) Kameron McGusty vs. Coppin St. (2nd) ..	12/21/19
.875	(7-8) Dwayne Collins at Boston Coll. (2nd) ..	1/16/07
.875	(7-8) Brian Asbury vs. Alcorn State (1st) ..	11/14/06
.875	(7-8) Anthony King vs. FIU (1st)	11/11/06



Guillermo Diaz

3-POINT FG MADE

5	Nijel Pack vs. Virginia Tech (2nd)	1/31/23
5	Kameron McGusty vs. Coppin State (2nd) ..	12/21/19
5	Chris Lykes at Wake Forest (1st)	2/26/19
5	DJ Vasiljevic vs. Clemson (2nd)	2/13/19
5	Angel Rodriguez at Florida (2nd)	11/17/14
5	Malcolm Grant vs. Rice (2nd)	12/22/10
5	Malcolm Grant at FGCU (1st)	11/27/10
5	Jack McClinton vs. North Carolina (2nd) ..	2/15/09
5	Jack McClinton vs. Virginia (2nd)	3/1/08
5	Jack McClinton at Georgia Tech (2nd)	2/17/08
5	Jack McClinton vs. VCU (2nd)	11/16/07
5	Jack McClinton at Wake Forest (2nd)	2/17/07
5	Robert Hite at FIU (2nd)	12/7/04
5	Robert Hite vs. Wake Forest (2nd)	1/31/06

3-POINT FG ATTEMPTS

10	DJ Vasiljevic vs. NC State (2nd)	2/5/20
10	DJ Vasiljevic vs. Coppin State (1st)	12/21/19
9	Isaiah Wong at Syracuse (2nd)	1/19/21
9	DJ Vasiljevic vs. Syracuse (2nd)	3/7/20
9	Jack McClinton at Georgia Tech (2nd)	2/17/08
9	Jack McClinton at Wake Forest (2nd)	2/17/07

3-PT FG PCT MIN. 4 MADE

1.000	(4-4) Sam Waardenburg (1st)	1/18/22
1.000	(4-4) Manu Lecomte at Virginia Tech (1st) ..	3/7/15
1.000	(4-4) Rion Brown vs. Boston Coll. (2nd) ..	2/5/13
1.000	(4-4) Shane Larkin at Purdue (2nd)	11/29/11
1.000	(4-4) James Dews vs. Boston Coll. (1st) ..	2/21/09
1.000	(4-4) Jack McClinton vs. Ohio St. (1st) ..	12/2/08
1.000	(4-4) Guillermo Diaz at Wake Forest (1st) ..	1/29/05
1.000	(4-4) Robert Hite vs. NC A&T (1st)	11/22/05

FREE THROWS MADE

14	Chris Lykes vs. Wake Forest (2nd)	1/12/19
14	Jack McClinton vs. NC State (2nd)	3/7/09
12	Jordan Miller vs. Texas (2nd)	3/26/23
11	Jack McClinton vs. St. Mary's (2nd)	3/21/08
10	Kameron McGusty vs. Wake Forest (2nd) ..	1/1/22
10	Manu Lecomte vs. NC Central (2nd)	3/17/15
10	Durand Scott vs. Florida Atlantic (2nd)	3/16/11
10	Dwayne Collins vs. Florida Atlantic (2nd) ..	1/5/09
10	Lance Hurdle vs. Boston College (2nd)	3/5/08
10	Anthony King vs. Duke (2nd)	3/10/06

FREE-THROW ATTEMPTS

14	Chris Lykes vs. Wake Forest (2nd)	1/12/19
14	Jack McClinton vs. NC State (2nd)	3/7/09
12	Jordan Miller vs. Texas (2nd)	3/26/23
12	Davon Reed vs. Alabama (2nd)	3/21/15
12	Kenny Kadji vs. UNC Greensboro (1st)	1/2/12
12	Dwayne Collins vs. Florida Atlantic (2nd) ..	1/5/09
12	Anthony King vs. Duke (2nd)	3/10/06

INDIVIDUAL RECORDS BY HALF (ACC ERA; SINCE 2004-05)



Jordan Miller

FT PCT, MIN. 9 MADE

1.000 (14-14)	Chris Lykes vs. Wake Forest (2nd) ..	1/12/19
1.000 (14-14)	Jack McClinton vs. NC St. (2nd) ..	3/7/09
1.000 (12-12)	Jordan Miller vs. Texas (2nd) ..	3/26/23
1.000 (11-11)	Jack McClinton vs. St. Mary's (2nd) ..	3/21/08
1.000 (10-10)	Durand Scott vs. Fla. Atlantic (2nd) ..	3/16/11
1.000 (10-10)	Lance Hurdle vs. Boston Coll. (2nd) ..	3/5/08
1.000 (9-9)	Rion Brown at Maryland (2nd)	1/29/14
1.000 (9-9)	Durand Scott vs. Ole Miss (2nd) ..	11/30/10

REBOUNDS

15	Anthony King vs. VCU (2nd)	11/16/07
13	Norchad Omier vs. Indiana (2nd)	3/19/23
12	Norchad Omier vs. Syracuse (2nd)	1/16/23
12	Reggie Johnson vs. Florida Atlantic (2nd) ..	3/16/11
12	Dwayne Collins vs. Virginia (2nd)	2/21/07
11	Norchad Omier at Duke (2nd)	1/21/23
11	Ebuka Izundu vs. Stephen F. Austin (1st) ..	11/13/18
11	Tonye Jekiri at Boston College (2nd)	1/20/16
11	Tonye Jekiri vs. Clemson (2nd)	2/8/15
11	Tonye Jekiri at Charlotte (1st)	11/25/14

ASSISTS

8	Angel Rodriguez vs. Duke (2nd)	1/25/16
8	Angel Rodriguez vs. Akron (2nd)	11/21/14
8	Anthony Harris vs. Alcorn State (1st)	11/14/06
8	Anthony Harris vs. Florida Atlantic (2nd) ..	11/29/04
7	Charlie Moore vs. Stetson (1st)	12/20/21
7	Bruce Brown Jr. vs. South Carolina St. (1st) ..	12/6/16
7	Malcolm Grant vs. McNeese State (1st) ..	11/24/10
7	Durand Scott vs. Nova Southeastern (1st) ..	11/16/09
7	Anthony Harris at Wake Forest (1st)	1/29/05

STEALS

5	Jordan Miller at Virginia (1st)	2/5/22
5	Charlie Moore at Duke (1st)	1/8/22
5	Earl Timberlake vs. North Carolina (2nd) ...	1/5/21
4	18 times,	
	last Isaiah Wong vs. St. Francis Brooklyn (2nd) ..	11/23/22

BLOCKED SHOTS

8	Anthony King vs. Florida Atlantic (1st)	11/29/04
5	Tonye Jekiri vs. Northeastern (2nd)	11/27/15
5	Reggie Johnson at Massachusetts (1st) ..	12/1/12
5	Cyrus McGowan vs. UNC Wilmington (1st) ..	11/20/09
5	Anthony King vs. Florida Atlantic (2nd) ..	11/29/04



Anthony King



INDIVIDUAL RECORDS - GAME - ACC GAMES ONLY

POINTS

35	Jack McClinton vs. North Carolina	2/15/09
34	Jack McClinton at Duke	2/7/09
34	Jack McClinton vs. Virginia	3/1/08
32	Jack McClinton vs. Wake Forest	2/4/09
31	Jack McClinton vs. Florida State	3/3/07
31	Robert Hite at Florida State	1/29/06

FIELD GOALS MADE

13	Jack McClinton vs. North Carolina	2/15/09
12	Isaiah Wong vs. Louisville	1/16/21
12	Jack McClinton at Duke	2/7/09
12	Dwayne Collins vs. Duke	2/20/08
11	11 times, last by Isaiah Wong vs. Wake Forest	1/1/22

FIELD-GOAL ATTEMPTS

26	Jack McClinton at Boston College	1/15/08
25	Jack McClinton vs. North Carolina	2/15/09
23	Chris Lykes at North Carolina	2/9/19
23	Guillermo Diaz vs. Duke	1/19/05
22	DJ Vasiljevic vs. NC State	2/5/20
22	Angel Rodriguez vs. Virginia	1/3/15
22	Jack McClinton vs. Florida State	3/3/07

FG PCT, MIN. 8 MADE

1.000 (8-8)	Ebuka Izundu at Virginia Tech	3/8/19
.900 (9-10)	Reggie Johnson at Duke	1/2/11
.889 (8-9)	Ebuka Izundu vs. Georgia Tech ...	2/23/19
.857 (12-14)	Dwayne Collins vs. Duke	2/20/08
.818 (9-11)	Kenny Kadji vs. Duke	1/23/13
.818 (9-11)	Rion Brown at Georgia Tech	1/5/13
.800 (8-10)	Jordan Miller at Boston College ...	3/2/22
.800 (8-10)	Elijah Olaniyi vs. Duke	2/1/21
.800 (8-10)	Reggie Johnson at Wake Forest	2/9/11

3-POINT FG MADE

7	Davon Reed at NC State	2/4/17
7	Jack McClinton vs. North Carolina	2/15/09
7	Jack McClinton vs. Virginia	3/1/08
7	Robert Hite vs. Wake Forest	1/31/06
6	Wooga Poplar vs. Pittsburgh	3/4/23
6	Charlie Moore vs. Syracuse	1/5/22
6	Chris Lykes vs. Florida State	1/18/20
6	Chris Lykes at Wake Forest	2/26/19
6	DJ Vasiljevic at Florida State	1/27/18
6	DJ Vasiljevic at Syracuse	1/4/17
6	Rion Brown vs. Maryland	3/2/11
6	Adrian Thomas vs. Virginia	2/5/11
6	Jack McClinton vs. Wake Forest	2/4/09
6	Jack McClinton at Georgia Tech	2/17/08
6	Jack McClinton at Wake Forest	2/17/07
6	Robert Hite at Florida State	1/29/06

3-POINT FG ATTEMPTS

14	DJ Vasiljevic vs. NC State	2/5/20
14	Jack McClinton at Georgia Tech	2/17/08
13	DJ Vasiljevic vs. Syracuse	3/7/20
13	Jack McClinton at Wake Forest	2/17/07



Jack McClinton

12	Nijel Pack at Georgia Tech	1/4/23
12	Isaiah Wong at Syracuse	1/19/21
12	DJ Vasiljevic at Syracuse	1/4/17
12	Rion Brown at Virginia Tech	2/15/14
12	Malcolm Grant vs. Maryland	2/1/12
12	Adrian Thomas vs. Virginia	2/5/11
12	Jack McClinton vs. North Carolina	2/15/09
12	Jack McClinton vs. Virginia Tech	1/25/09
12	Jack McClinton vs. Virginia	3/1/08

3-PT FG PCT, MIN. 5 MADE

1.000 (5-5)	James Palmer at Virginia Tech	3/7/15
1.000 (5-5)	Malcolm Grant at NC State	1/23/11
.857 (6-7)	Rion Brown vs. Maryland	3/2/11
.833 (5-6)	Manu Lecomte at Va Tech	3/7/15
.833 (5-6)	Davon Reed vs. Louisville	2/3/15
.833 (5-6)	Jack McClinton at Duke	2/7/09

FREE THROWS MADE

16	Jack McClinton vs. NC State	3/7/09
14	Isaiah Wong at Virginia Tech	2/19/20
14	Chris Lykes vs. Wake Forest	1/12/19
12	Sheldon McClellan vs. Syracuse	1/2/16
12	Bruce Brown Jr. vs. Florida State	1/7/18
12	Rion Brown at Maryland	1/29/14
12	Durand Scott at Clemson	1/8/11
12	Robert Hite at North Carolina	1/14/06

FREE-THROW ATTEMPTS

16	Jack McClinton vs. NC State	3/7/09
16	Robert Hite at North Carolina	1/14/06
14	Isaiah Wong at Virginia Tech	2/19/20
14	Chris Lykes vs. Wake Forest	1/12/19
14	Bruce Brown Jr. vs. Florida State	1/7/18
14	Sheldon McClellan vs. Syracuse	1/2/16
14	Dwayne Collins vs. Duke	2/17/10
14	Dwayne Collins at Boston College	1/10/09

INDIVIDUAL RECORDS - GAME - ACC GAMES ONLY

FT PCT, MIN. 10 MADE

1.000 (16-16)	Jack McClinton vs. NC State.....	3/7/09
1.000 (14-14)	Isaiah Wong at Virginia Tech.....	2/19/20
1.000 (14-14)	Chris Lykes vs. Wake Forest.....	1/12/19
1.000 (10-10)	Lance Hurdle vs. Boston Coll.....	3/5/08
1.000 (10-10)	Jack McClinton vs. Ga Tech.....	12/3/06
1.000 (10-10)	Guillermo Diaz at Virginia	1/12/05

REBOUNDS

18	Keith Stone at Virginia Tech	2/19/20
17	Tonye Jekiri at Boston College	1/20/16
17	Tonye Jekiri vs Clemson	2/8/15
16	Norchad Omier vs. Syracuse.....	1/16/23
16	Reggie Johnson vs. Maryland	3/2/11
15	Kamari Murphy at Duke.....	1/21/17
15	Tonye Jekiri at Louisville	2/21/15
15	Tonye Jekiri vs Virginia Tech	2/18/15
15	Tonye Jekiri at Boston College	2/16/15
15	Tonye Jekiri at Syracuse.....	1/24/15
15	Tonye Jekiri vs Boston College.....	1/10/15
15	Brian Asbury at Georgia Tech.....	3/4/09
15	Dwayne Collins at Georgia Tech	3/4/09
15	Jimmy Graham vs. North Carolina	2/15/09

ASSISTS

11	Angel Rodriguez vs. Duke	1/25/16
9	Charlie Moore vs. Virginia Tech.....	2/26/22
9	Harlond Beverly at Wake Forest.....	1/30/21
9	Chris Lykes at Virginia Tech	3/8/19
9	Anthony Lawrence II vs. Georgia Tech.....	2/24/19
9	Bruce Brown Jr. at NC State.....	1/21/18
9	Shane Larkin vs. North Carolina	2/9/13
9	Guillermo Diaz vs. Maryland	1/7/06
9	Anthony Harris at Wake Forest	1/29/05
8	eight times,	
	last by Isaiah Wong vs. NC State	12/10/22

STEALS

7	Jordan Miller at Virginia.....	2/5/22
7	Charlie Moore at Duke.....	1/8/22
6	Wooga Poplar at Georgia Tech	1/4/23
6	Jordan Miller vs. Syracuse	1/5/22
6	Angel Rodriguez vs. Syracuse	1/2/16
6	Shane Larkin at North Carolina	1/10/12
5	Isaiah Wong vs. Virginia Tech.....	1/31/23
5	Charlie Moore at Virginia Tech	1/26/22
5	Earl Timberlake vs. North Carolina.....	1/5/21
5	Anthony Lawrence II vs. Duke.....	1/15/18
5	Angel Rodriguez vs. Wake Forest.....	1/23/16
5	Davon Reed at Wake Forest	2/11/15
5	Angel Rodriguez at Duke.....	1/13/15
5	Shane Larkin at NC State.....	2/2/13
5	Adrian Thomas vs. Florida State	1/21/09
5	Anthony Harris vs. Florida State	3/3/07
5	Keaton Copeland vs. Duke	1/14/07

BLOCKED SHOTS

6	Anthony King vs. Florida State	1/15/05
5	Tonye Jekiri vs Clemson	2/8/15
5	Kenny Kadji vs. Florida State	2/26/12
5	Reggie Johnson at NC State	1/23/11
5	Jimmy Graham vs. North Carolina	2/15/09
5	Anthony King vs. Maryland	2/23/08
5	Jimmy Graham vs. Clemson	1/27/08
5	Dwayne Collins vs. Georgia Tech.....	1/12/08
5	Anthony King vs. Maryland	2/5/05

TURNOVERS

10	Durand Scott vs. Georgia Tech.....	2/3/11
7	Ja'Quan Newton at Pittsburgh.....	1/14/17
7	Harlond Beverly vs. Pittsburgh	12/16/20
6	17 times,	
	last Harlond Beverly at Syracuse	1/19/21



Tonye Jekiri



Angel Rodriguez



FRESHMAN RECORDS - GAME (ACC ERA; SINCE 2004-05)

POINTS

30	Bruce Brown Jr. vs. North Carolina.....	1/28/17
29	Durand Scott at North Carolina.....	3/2/10
27	Isaiah Wong at Virginia Tech	2/19/20
25	Lonnie Walker IV vs. Louisville	1/24/18
25	Bruce Brown vs. Duke	2/25/17

FIELD GOALS MADE

11	Bruce Brown Jr. vs. Duke	2/25/17
	Durand Scott at North Carolina.....	3/2/10
10	Durand Scott vs. Duke.....	3/13/10
	Dwayne Collins at Boston College.....	1/16/07
9	Bruce Brown Jr. vs. North Carolina.....	3/9/17
	Durand Scott vs. Duke.....	2/17/10
	Durand Scott vs. Minnesota.....	12/2/09

FIELD-GOAL ATTEMPTS

18	Lonnie Walker IV vs. Louisville	1/24/18
	Bruce Brown Jr. vs. Duke	2/25/17
	Denis Clemente at Temple.....	11/27/05
	Dwayne Collins at Boston College.....	1/16/07
17	Lonnie Walker IV vs. Duke.....	1/15/18
	Durand Scott vs. Minnesota.....	12/2/09

FIELD GOAL PCT, MIN, 7 MADE

1.000 (8-8)	Reggie Johnson vs. Wake Forest.....	3/11/10
.733 (11-15)	Durand Scott at UNC	3/2/10
.727 (8-11)	Bruce Brown Jr. vs. North Carolina..	1/28/17
	Manu Lecomte at Maryland	1/29/14
.700 (7-10)	Davon Reed vs. UCF	11/21/13
	Dwayne Collins vs. Mississippi St..	12/11/06

3-POINT FIELD GOALS MADE

6	DJ Vasiljevic at Syracuse.....	1/4/17
	Rion Brown vs. Maryland.....	3/2/11
5	DJ Vasiljevic vs. South Carolina State....	12/6/16
	James Palmer at Virginia Tech	3/7/15
	Davon Reed vs. Arizona State	12/1/13

3-POINT FG ATTEMPTS

12	DJ Vasiljevic at Syracuse.....	1/4/17
	Denis Clemente at Temple.....	11/27/05
11	DJ Vasiljevic vs. South Carolina State....	12/6/16
10	Chris Lykes vs. Syracuse.....	2/17/18
	Deandre Burnett vs. Illinois.....	12/2/14

3-PT FG PCT, MIN. 4 MADE

1.000 (5-5)	James Palmer at Virginia Tech	3/7/15
1.000 (4-4)	Anthony Lawrence II vs. Notre Dame..	2/3/16
1.000 (4-4)	Shane Larkin at Purdue	11/29/11
.857 (6-7)	Rion Brown vs. Maryland	3/2/11
.667 (4-6)	Matt Cross vs. Louisville	1/16/21
	Matt Cross at Virginia Tech	12/29/20
	Bruce Brown Jr. vs. North Carolina..	1/28/17
	Rion Brown vs. McNeese State	11/24/10

FREE THROWS MADE

14	Isaiah Wong at Virginia Tech	2/19/20
10	Bruce Brown Jr. vs. North Carolina.....	1/28/17
9	Bruce Brown Jr. at Virginia	2/20/17
	Bruce Brown Jr. vs. Florida State	2/1/17
8	Reggie Johnson vs. Duke.....	3/13/10
	Reggie Johnson vs. Georgia Tech.....	2/10/10
	Shane Larkin vs. Florida State.....	2/26/12

FREE-THROW ATTEMPTS

14	Isaiah Wong at Virginia Tech	2/19/20
13	Bruce Brown Jr. vs. North Carolina.....	1/28/17
11	Bruce Brown Jr. vs. Florida State	2/1/17
10	Bruce Brown Jr. at Virginia	2/20/17
	Reggie Johnson vs. Duke.....	3/13/10
	Reggie Johnson vs. Georgia Tech.....	2/10/10
	Reggie Johnson vs. Virginia Tech.....	1/31/10
	Julian Gamble vs. North Florida	12/31/08

FT PCT, MIN. 8 MADE

1.000 (14-14)	Isaiah Wong at Virginia Tech.....	2/19/20
.900 (9-10)	Bruce Brown Jr. at Virginia.....	2/20/17
.818 (9-11)	Bruce Brown Jr. vs. Florida State..	2/1/17
.800 (8-10)	Reggie Johnson vs. Duke.....	3/13/10
.800 (8-10)	Reggie Johnson vs. Georgia Tech..	2/10/10

REBOUNDS

14	Dwayne Collins vs. Virginia.....	2/21/07
13	Dwayne Collins vs. Boston College	2/7/07
	Dwayne Collins at Boston College.....	1/16/07
	Julian Gamble vs. North Florida	12/31/08
12	Bruce Brown Jr. vs. George Washington..	12/22/16
	Dwayne Collins vs. Maryland.....	3/8/07
	Dwayne Collins at Maryland	1/10/07
	Dwayne Collins vs. FIU.....	11/11/06
	Reggie Johnson vs. Virginia Tech.....	3/12/10

FRESHMAN RECORDS - GAME (ACC ERA; SINCE 2004-05)



Bruce Brown Jr.

ASSISTS

10	Bruce Brown Jr. vs. South Carolina State ..	12/6/16
	Durand Scott vs. NC Central	11/14/09
8	Durand Scott vs. Bethune-Cookman	12/30/09
	Durand Scott vs. Nova Southeastern ...	11/16/09
	Eddie Rios vs. Virginia	3/1/08
	Eddie Rios vs. Marist	11/15/07

STEALS

6	Shane Larkin at North Carolina	1/10/12
	Shane Larkin at Ole Miss	11/25/11
5	Earl Timberlake vs. North Carolina	1/5/21
4	Lonnie Walker IV vs. Duke	1/15/18
	Shane Larkin vs. UNCG	1/2/12
	Durand Scott vs. Minnesota	12/2/09
	Eddie Rios vs. Florida Southern	11/9/07
	Eddie Rios vs. Florida Southern	11/9/07
	Jimmy Graham vs. Wofford	12/10/05
	Eddie Rios vs. Florida Southern	11/9/07

BLOCKED SHOTS

5	Dwayne Collins vs. Mississippi State....	12/11/06
4	Reggie Johnson vs. Florida State	3/6/10
	DeQuan Jones vs. FIU	12/12/08
	Raphael Akpejori vs. McNeese State... ..	11/24/10
3	Dewan Huell vs. Virginia Tech	2/8/17
	Bruce Brown Jr. vs. Notre Dame	1/12/17
	Bruce Brown Jr. vs. Penn	11/19/16
	Omar Sherman vs. NC State	1/22/15
	Reggie Johnson vs. Virginia Tech	3/12/10
	Reggie Johnson vs. Florida Atlantic	12/19/09
	Julian Gamble vs. NC Central	1/3/09
	Julian Gamble vs. North Florida	12/31/08
	Julian Gamble at Kentucky	12/6/08

TURNOVERS

7	Durand Scott vs. South Carolina	11/22/09
6	Isaiah Wong at Florida State	2/8/20
	Denis Clemente vs. UT-Arlington	11/13/05
	Manu Lecomte vs. Duke	1/22/14
5	Earl Timberlake vs. Clemson	1/2/21
	Earl Timberlake vs. North Carolina	1/5/21
	Isaiah Wong at Virginia Tech	2/19/20
	Chris Lykes at North Carolina	2/27/18
	Bruce Brown Jr. vs. Rutgers	11/30/17
	Shane Larkin at North Carolina	1/10/12
	Eddie Rios at FIU	12/08/07

MINUTES

44	Bruce Brown Jr. at Virginia	2/20/17
42	Isaiah Wong at Virginia Tech	2/19/20
41	Lonnie Walker IV at Florida State	1/27/18
41	Shane Larkin vs. Maryland	2/1/12
40	Harlond Beverly vs. NC State	2/5/20
40	Omar Sherman vs. Virginia	1/3/15



Durand Scott

INDIVIDUAL RECORDS - SEASON

POINTS SCORED, SEASON (GAMES PLAYED)

1. Rick Barry, 1964-65 (26)	973**
2. Rick Barry, 1963-64 (27)	870
3. Eric Brown, 1988-89 (31)	765
4. Don Curnutt, 1969-70 (25)	709
5. Don Curnutt, 1968-69 (24)	662
6. Kameron McGusty, 2021-22 (37)	658
7. Don Curnutt, 1967-68 (28)	635
8. Jack McClinton, 2008-09 (32)	617
9. Isaiah Wong, 2022-23 (37)	598
10. Dick Hickox, 1959-60 (27)	596

** T-No. 24 in NCAA history

SCORING AVERAGE, SEASON (GP)

1. Rick Barry, 1964-65 (26)	37.4**
2. Rick Barry, 1963-64 (27)	32.1^^
3. Don Curnutt, 1969-70 (25)	28.4
4. Don Curnutt, 1968-69 (24)	27.6++
5. Eric Brown, 1988-89 (31)	24.7
6. Don Curnutt, 1967-68 (28)	22.7
7. Mike Wittman, 1966-67 (26)	22.3
8. Dick Hickox, 1959-60 (27)	22.1
9. Mike Wittman, 1965-66 (26)	21.8
10. Sy Chadroff, 1951-52 (22)	20.9

** No. 12 in NCAA history and first nationally that season

^^ Fifth nationally that season

++ Seventh nationally that season

FIELD GOALS MADE, SEASON (GP)

1. Rick Barry, 1964-65 (26)	340
2. Rick Barry, 1963-64 (27)	314
3. Don Curnutt, 1969-70 (25)	283
4. Don Curnutt, 1967-68 (28)	268
5. Don Curnutt, 1968-69 (24)	262
6. Eric Brown, 1988-89 (31)	255
7. Mike McCoy, 1962-63 (28)	237
8. Kameron McGusty, 2021-22 (37)	235
9. Mike Wittman, 1966-67 (26)	219
Dick Hickox, 1959-60 (27)	219

FIELD GOALS ATTEMPTS, SEASON (GP)

1. Rick Barry, 1964-65 (26)	651
2. Don Curnutt, 1969-70 (25)	644
3. Don Curnutt, 1968-69 (24)	613
4. Rick Barry, 1963-64 (27)	572
5. Don Curnutt, 1967-68 (28)	559
6. Mike McCoy, 1962-63 (28)	530
7. Johnny Hemsley, 1999-2000 (30)	488
8. Dick Miani, 1955-56 (26)	488
9. Mike McCoy, 1961-62 (26)	485
10. John Dampier, 1963-64 (27)	483

FIELD-GOAL PCT., SEASON, MIN. 200 ATT

1. Ebuka Izundu, 2018-19 (147-225)653
2. Mario Bland, 1997-98 (122-200)610
3. Reggie Johnson, 2010-11 (165-279)591
4. Mario Bland, 1998-99 (125-212)590
5. Eric Brown, 1988-89 (255-437)584
6. Elton Tyler, 2001-02 (149-257)5797
7. Eric Brown, 1987-88 (193-333)5795
8. Norchad Omier, 2022-23 (186-324)574
9. Jordan Miller, 2021-22 (147-262)561
10. Rusty Parker, 1965-66 (140-254)551

3-POINT FIELD GOALS MADE, SEASON (GP)

1. Jack McClinton, 2008-09 (32)	101
2. Malcolm Grant, 2010-11 (36)	94
Jack McClinton, 2007-08 (32)	94
4. Adrian Thomas, 2010-11 (36)	93
5. Jack McClinton, 2006-07 (31)	91
6. Nijel Pack, 2022-23 (35)	86
7. Robert Hite, 2005-06 (34)	85
8. DJ Vasiljevic, 2018-19 (32)	81
9. Davon Reed, 2016-17 (33)	79
Marcus Barnes, 2001-02 (32)	79
Steven Edwards, 1992-93 (27)	79

3-POINT FG ATTEMPTS, SEASON (GP)

1. Adrian Thomas, 2010-11 (36)	239
2. Marcus Barnes, 2001-02 (32)	229
3. Jack McClinton, 2008-09 (32)	223
4. Malcolm Grant, 2010-11 (36)	222
5. DJ Vasiljevic, 2018-19 (32)	221
6. Jack McClinton, 2007-08 (32)	220
7. Guillermo Diaz, 2005-06 (34)	214
8. Nijel Pack, 2022-23 (34)	213
9. DJ Vasiljevic, 2019-20 (31)	212
10. Darius Rice, 2001-02 (32)	208

3-POINT FG PCT, SEASON, MIN. 30 MADE

1. James Jones, 2000-01 (41-87)471
2. Samarr Logan, 1989-90 (40-86)465
3. Guillermo Diaz, 2003-04 (34-76)461
4. Davon Reed, 2014-15 (37-81)457
5. Manu Lecomte, 2014-15 (52-114)456
6. Jack McClinton, 2008-09 (101-223)453
7. Ivan Cruz Uceda, 2015-16 (39-87)448
8. Jack McClinton, 2006-07 (91-207)440
9. Anthony Lawrence II, 2017-18 (38-88)432
10. Jack McClinton, 2007-08 (94-220)427

NOTE: 3-point FGs were adopted in 1986-87

FREE THROWS MADE, SEASON (GP)

1. Rick Barry, 1964-65 (26)	293**
2. Eric Brown, 1988-89 (31)	246
3. Rick Barry, 1963-64 (27)	242
4. Eric Brown, 1987-88 (30)	161

INDIVIDUAL RECORDS - SEASON

5. Sheldon McClellan, 2015-16 (35).....	160
6. Ron Godfrey, 1959-60 (27)	159
7. Dick Hickox, 1959-60 (27)	158
8. Mike Wittman, 1965-66 (26)	151
9. Isaiah Wong, 2022-23 (37).....	153
10. Mike Wittman, 1966-67 (26)	147

**** Ninth in NCAA history**

FREE-THROWS ATTEMPTS, SEASON (GP)

1. Rick Barry, 1964-65 (26)	341**
2. Eric Brown, 1988-89 (31)	310
3. Rick Barry, 1963-64 (27)	287
4. Eric Brown, 1987-88 (30)	229
5. Willie Allen, 1970-71 (25)	227
6. Ron Godfrey, 1959-60 (27)	207
7. Mike Wittman, 1965-66 (26)	206
8. Dick Hickox, 1959-60 (27)	198
9. Joe Wylie, 1990-91 (28)	194
10. Dwayne Collins, 2008-09 (32)	192

**** No. 23 in NCAA history**

FREE-THROW PERCENTAGE, SEASON, MIN. 50 ATT.

1. Jack McClinton, 2007-08 (114-124).....	.919
2. James Dews, 2007-08 (49-54).....	.907
3. Jack McClinton, 2006-07 (102-114).....	.895
4. Jack McClinton, 2008-09 (116-131).....	.885
5. Nijel Pack, 2022-23 (45-51).....	.882
6. Manu Lecomte, 2014-15 (64-73).....	.877
Dod Hammond, 1959-60 (64-73).....	.877
8. Rick Jones, 1965-66 (134-153)876
9. Robert Hite, 2004-05 (71-82).....	.866
10. Lance Hurdle, 2007-08 (96-111).....	.865

NOTE: Sy Chadroff led the NCAA in 1951-52 with an 80.5 (99-123) free-throw percentage

REBOUNDS, SEASON (GP)

1. Rick Barry, 1964-65 (26)	475
2. Rick Barry, 1963-64 (27)	448
3. Harry Manushaw, 1958-59 (25)	372
4. Norchad Omier (37).....	371
5. Tonye Jekiri, 2014-15 (37).....	366
6. Rick Barry, 1962-63 (24)	351
7. Mike McCoy, 1962-63 (28)	350
8. Reggie Johnson, 2010-11 (36).....	347
9. Mike McCoy, 1961-62 (26)	336
10. Bill Soens, 1966-67 (26)	330

ASSISTS, SEASON* (GP)

1. Vernon Jennings, 1999-2000 (32)	218
2. John Salmons, 2001-02 (32)	195
3. Charlie Moore, 2021-22 (37)	172
4. Vernon Jennings, 1998-99 (30)	167

5. Shane Larkin, 2012-13 (36).....	164
6. Angel Rodriguez, 2015-16 (35)	158
7. Michael Gardner, 1992-93 (27).....	154
8. Kevin Norris, 1996-97 (29).....	142
9. Thomas Hocker, 1989-90 (27).....	139
10. Kevin Norris, 1997-98 (28)	138

STEALS, SEASON* (GP)

1. Jerome Scott, 1991-92 (32).....	77
2. Charlie Moore, 2021-22 (37)	75
Vernon Jennings, 1999-2000 (32)	75
4. Shane Larkin, 2012-13 (36).....	71
5. Jerome Scott, 1990-91 (28).....	70
6. Kameron McGusty, 2021-22 (37)	67
7. Jordan Miller, 2021-22 (36).....	63
8. Robert Hite, 2003-04 (30).....	61
9. Vernon Jennings, 1998-99 (30).....	60
10. Angel Rodriguez, 2014-15 (32)	59

BLOCKED SHOTS, SEASON* (GP)

1. Anthony King, 2004-05 (29).....	86
2. Constantin Popa, 1992-93 (27)	85
3. Tito Horford, 1987-88 (30).....	80
4. James Jones, 2001-02 (32).....	78
5. Anthony King, 2005-06 (34).....	65
Tim James, 1998-99 (30)	65
7. Tim James, 1996-97 (29)	64
Constantin Popa, 1991-92 (32)	64
9. Julian Gamble, 2012-13 (36).....	63
10. Constantin Popa, 1993-94 (27)	59

PERSONAL FOULS, SEASON (GP)

1. Reggie Johnson, 2010-11 (36)	116
2. Hammie Ward, 1991-92 (32)	115
3. Tonye Jekiri, 2014-15 (37).....	114
4. Norchad Omier, 2022-23 (37).....	111
5. Tonye Jekiri, 2015-16 (35).....	107
6. Constantin Popa, 1992-93 (27)	103
7. Constantin Popa, 1991-92 (32)	101
Kevin O'Riordan, 1970-71 (26).....	101
9. Charlie Moore, 2021-22 (37)	100
Ebuka Izundu, 2018-19 (32).....	100
Mike Hutslar, 1969-70 (23).....	100
Ron Godfrey, 1960-61 (27).....	100

** Statistic not kept until the 1985-86 season*

DISQUALIFICATIONS, SEASON (GP)

1. Bill Soens, 1967-68 (28).....	9
Bill Soens, 1966-67 (26).....	9
Ron Godfrey, 1960-61 (27).....	9
4. Hammie Ward, 1990-91 (28).....	8
Tim Harvey, 1985-86 (27).....	8
Mike Hutslar, 1969-70 (23).....	8
Mike Hutslar, 1968-69 (24).....	8
Rusty Parker, 1965-66 (26).....	8



INDIVIDUAL RECORDS - SEASON

Ed Morris, 1956-57 (26).....	8
Ed Morris, 1955-56 (26).....	8

GAMES STARTED, SEASON (GP)

1. Sheldon McClellan, 2014-15 (38).....	38
2. Jordan Miller, 2022-23 (37).....	37
Isaiah Wong, 2022-23 (37).....	37
Kameron McGusty, 2021-22 (37).....	37
Charlie Moore, 2021-22 (37).....	37
Tonye Jekiri, 2014-15 (37).....	37
7. Norchad Omier, 2022-23 (37).....	36
Wooga Poplar, 2022-23 (37).....	36
Isaiah Wong, 2021-22 (37).....	36
Kenny Kadji, 2012-13 (36).....	36
Malcolm Grant, 2010-11 (36).....	36

MINUTES PLAYED, SEASON (GP)


1. Shane Larkin, 2012-13 (36).....	1,311
2. Jordan Miller, 2022-23 (37).....	1,294
3. Sheldon McClellan, 2014-15 (38).....	1,278
4. Kameron McGusty, 2021-22 (37).....	1,260
5. Isaiah Wong, 2021-22 (37).....	1,252
6. Isaiah Wong, 2022-23 (37).....	1,237
7. Charlie Moore, 2021-22 (37).....	1,202
8. Guillermo Diaz, 2005-06 (34).....	1,196
9. Durand Scott, 2010-11 (36).....	1,182
10. Rion Brown, 2013-14 (33).....	1,166

20-POINT GAMES, SEASON (GP)

1. Eric Brown, 1988-89 (31).....	24
Rick Barry, 1964-65 (26).....	24
Rick Barry, 1963-64 (27).....	24
4. Don Curnutt, 1969-70 (25).....	21
Don Curnutt, 1968-69 (24).....	21
6. Don Curnutt, 1967-68 (28).....	19
7. Mike Wittman, 1966-67 (27).....	17
Dick Hickox, 1959-60 (27).....	17
9. Jack McClinton, 2008-09 (32).....	16
10. Joe Wylie, 1990-91 (28).....	15

30-POINT GAMES, SEASON (GP)

1. Rick Barry, 1963-64 (27).....	19
2. Rick Barry, 1964-65 (26).....	18
3. Don Curnutt, 1968-69 (24).....	11
4. Don Curnutt, 1969-70 (25).....	10
5. Eric Brown, 1988-89 (31).....	9
6. Rusty Parker, 1967-68 (28).....	5
7. Don Curnutt, 1967-68 (28).....	4
Mike Wittman, 1966-67 (26).....	4
John Dampier, 1963-64 (27).....	4
Dick Hickox, 1959-60 (27).....	4



Eric Brown



Shane Larkin



Sheldon McClellan

INDIVIDUAL RECORDS - SEASON - ACC GAMES ONLY

SCORING

##	Player (Season)	G	Pts	Avg
1.	Jack McClinton (2008-09)	16	348	21.8
2.	Kameron McGusty (2021-22)	20	335	16.8
3.	Guillermo Diaz (2004-05)	16	331	20.7
4.	Isaiah Wong (2020-21)	19	317	16.7
5.	Jordan Miller (2022-23)	20	312	15.6
6.	Isaiah Wong (2022-23)	20	310	15.5
7.	Isaiah Wong (2021-22)	20	306	15.3
8.	Jack McClinton (2007-08)	16	300	18.8
9.	Guillermo Diaz (2005-06)	16	298	18.6
10.	Rion Brown (2013-14)	18	290	16.1

SCORING AVERAGE

##	Player (Season)	G	Avg	Pts
1.	Jack McClinton (2008-09)	16	21.8	348
2.	Guillermo Diaz (2004-05)	16	20.7	331
3.	Jack McClinton (2007-08)	16	18.8	300
4.	Guillermo Diaz (2005-06)	16	17.4	279
5.	Kameron McGusty (2021-22)	20	16.8	335
6.	Isaiah Wong (2020-21)	19	16.7	317
7.	Robert Hite (2005-06)	16	16.6	266
8.	Rion Brown (2013-14)	18	16.1	290
9.	Davon Reed (2016-17)	18	16.0	288
10.	Chris Lykes (2018-19)	18	15.9	286

REBOUNDS

##	Player (Season)	G	Reb	Avg
1.	Norchad Omier	20	196	9.8
	Tonye Jekiri (2014-15)	18	196	10.9
3.	Reggie Johnson (2010-11)	16	159	9.9
4.	Tonye Jekiri (2015-16)	18	153	8.5
5.	Ebuka Izundu (2018-19)	18	148	8.2
6.	Kamari Murphy (2016-17)	18	132	7.3
7.	Anthony Lawrence II (2017-18)	18	126	7.0
8.	Dewan Huel (2017-18)	18	124	6.9
9.	Kenny Kadji (2012-13)	18	122	6.8
10.	Jordan Miller (2022-23)	20	118	5.9

FIELD-GOAL PCT, MIN. 100 ATT.

##	Player (Season)	G	FGM-A	Pct
1.	Ebuka Izundu (2018-19)	18	80-127	.630
2.	Jordan Miller (2021-22)	20	95-157	.605
3.	Dwayne Collins (2009-10)	15	61-103	.592
4.	Reggie Johnson (2010-11)	16	78-132	.591
5.	Dwayne Collins (2007-08)	16	65-114	.570
6.	Rodney Miller Jr. (2019-20)	19	62-109	.569
7.	Norchad Omier (2022-23)	20	109-193	.565
8.	Davon Reed (2014-15)	18	57-104	.548
9.	Jordan Miller (2022-23)	20	118-218	.541
10.	Sam Waardenburg (2021-22)	18	62-115	.539

FIELD GOALS MADE

##	Player (Season)	G	FGM
1.	Jordan Miller (2022-23)	20	118
	Kameron McGusty (2021-22)	20	118
3.	Jack McClinton (2008-09)	16	113
	Guillermo Diaz (2004-05)	16	113
5.	Norchad Omier (2022-23)	20	109
	Isaiah Wong (2021-22)	20	109

7.	Isaiah Wong (2020-21)	19	104
8.	Charlie Moore (2021-22)	20	100
	Rion Brown (2013-14)	18	100
	Guillermo Diaz (2005-06)	16	100
10.	Robert Hite (2005-06)	16	97

FREE-THROW PCT, MIN. 40 MADE

##	Player (Season)	G	FTM-A	Pct
1.	Jack McClinton (2007-08)	16	57-62	.919
2.	Jack McClinton (2006-07)	16	44-49	.898
3.	Jack McClinton (2008-09)	16	69-77	.896
4.	Robert Hite (2004-05)	16	43-50	.860
5.	Davon Reed (2016-17)	18	54-63	.857
	Lance Hurdle (2007-08)	16	54-63	.857
7.	Isaiah Wong (2022-23)	20	87-103	.845
8.	Durand Scott (2010-11)	16	54-64	.844
9.	Chris Lykes (2019-20)	15	43-51	.843
10.	DJ Vasiljevic (2019-20)	20	41-49	.837

FREE THROWS MADE

##	Player (Season)	G	FTM
1.	Isaiah Wong (2022-23)	20	87
2.	Sheldon McClellan (2015-16)	18	86
3.	Isaiah Wong (2020-21)	19	69
	Jack McClinton (2008-09)	16	69
5.	Guillermo Diaz (2004-05)	16	66
6.	Kameron McGusty (2021-22)	20	65
7.	Chris Lykes (2018-19)	18	63
8.	Angel Rodriguez (2014-15)	16	62
9.	Guillermo Diaz (2005-06)	16	60
10.	Jordan Miller (2022-23)	20	59

FREE-THROW ATTEMPTS

##	Player (Season)	G	FTA
1.	Isaiah Wong (2022-23)	20	103
	Sheldon McClellan (2015-16)	18	103
3.	Guillermo Diaz (2004-05)	16	95
4.	Isaiah Wong (2020-21)	19	84
5.	Norchad Omier (2022-23)	20	81
	Angel Rodriguez (2014-15)	16	81
7.	Garrius Adams (2013-14)	18	80
8.	Kameron McGusty (2021-22)	20	78
	Chris Lykes (2018-19)	18	78
10.	Isaiah Wong (2021-22)	20	77
	Jack McClinton (2008-09)	16	77
	Dwayne Collins (2008-09)	15	77

3-POINT FG PCT, MIN. 35 ATT

##	Player (Season)	G	3FGM-A	Pct
1.	Davon Reed (2014-15)	18	29-55	.527
2.	Manu Lecomte (2014-15)	18	23-44	.523
3.	Sam Waardenburg (2021-22)	18	26-57	.456
4.	Wooga Poplar (2022-23)	20	23-51	.451
5.	Jack McClinton (2008-09)	16	53-117	.445
6.	Kenny Kadji (2012-13)	18	32-73	.438
7.	Kenny Kadji (2011-12)	15	20-46	.435
8.	Nijel Pack (2022-23)	19	52-120	.433
9.	Robert Hite (2005-06)	16	47-111	.423
10.	Malcolm Grant (2010-11)	16	43-103	.417



INDIVIDUAL RECORDS - SEASON - ACC GAMES ONLY

3-POINT FIELD GOALS MADE

##	Player (Season)	G	3FGM
1.	Jack McClinton (2008-09)	16	53
2.	Nijel Pack (2022-23)	19	52
3.	Jack McClinton (2007-08)	16	51
4.	Robert Hite (2005-06)	16	47
5.	Davon Reed (2016-17)	18	46
	Jack McClinton (2006-07)	16	46
7.	Malcolm Grant (2010-11)	16	43
8.	DJ Vasiljevic (2019-20)	20	41
	Adrian Thomas (2010-11)	16	41
10.	Isaiah Wong (2020-21)	19	40
	Rion Brown (2013-14)	18	40

3-PT FIELD GOALS ATTEMPTED

##	Player (Season)	G	3FGA
1.	DJ Vasiljevic (2019-20)	20	142
2.	Jack McClinton (2007-08)	16	125
3.	DJ Vasiljevic (2018-19)	18	123
4.	Nijel Pack (2022-23)	19	120
5.	Chris Lykes (2018-19)	18	117
	Jack McClinton (2008-09)	16	117
7.	Rion Brown (2013-14)	18	116
8.	Jack McClinton (2006-07)	16	115
9.	Davon Reed (2016-17)	18	114
10.	Robert Hite (2005-06)	16	111

ASSISTS

##	Player (Season)	G	Ast	Avg
1.	Charlie Moore (2021-22)	20	98	4.9
2.	Shane Larkin (2012-13)	18	87	4.8
3.	Angel Rodriguez (2015-16)	18	82	4.6
4.	Anthony Harris (2004-05)	16	74	4.6
5.	Angel Rodriguez (2014-15)	16	69	4.3
6.	Jordan Miller (2022-23)	20	62	3.1
7.	Kameron McGusty (2021-22)	20	61	3.1
	Bruce Brown Jr. (2016-17)	18	61	3.4
9.	Isaiah Wong (2022-23)	20	59	3.0
	Anthony Harris (2005-06)	16	59	3.7

BLOCKED SHOTS

##	Player (Season)	G	Blk	Avg
1.	Anthony King (2004-05)	16	46	2.9
2.	Julian Gamble (2012-13)	19	41	2.3
3.	Norchad Omier (2022-23)	20	27	1.4
4.	Kenny Kadji (2011-12)	15	25	1.7
5.	Tonye Jekiri (2014-15)	18	24	1.3
6.	Kenny Kadji (2012-13)	18	23	1.3
7.	Reggie Johnson (2010-11)	16	22	1.4
	Anthony King (2005-06)	16	22	1.4
9.	Anthony King (2007-08)	16	21	1.3
	Jimmy Graham (2008-09)	16	21	1.3

STEALS

##	Player (Season)	G	Stl	Avg
1.	Charlie Moore (2021-22)	20	44	2.2
2.	Kameron McGusty (2021-22)	20	41	2.1
3.	Jordan Miller (2021-22)	20	37	1.9
4.	Guillermo Diaz (2004-05)	16	34	2.1
5.	Anthony Lawrence II (2017-18)	18	30	1.7

6.	Shane Larkin (2012-13)	18	32	1.8
7.	Durand Scott (2012-13)	18	28	1.6
8.	Angel Rodriguez (2015-16)	18	27	1.5
9.	Bruce Brown Jr. (2016-17)	18	26	1.4
10.	Jordan Miller (2022-23)	20	25	1.3
	Angel Rodriguez (2014-15)	16	25	1.4
	Robert Hite (2004-05)	16	25	1.6

MINUTES PLAYED

##	Player (Season)	G	Min	Avg
1.	Jordan Miller (2022-23)	20	695	34.7
2.	DJ Vasiljevic (2019-20)	20	693	34.7
3.	Kameron McGusty (2021-22)	20	689	34.4
4.	Isaiah Wong (2021-22)	20	679	33.9
5.	Isaiah Wong (2020-21)	19	666	35.1
6.	Davon Reed (2016-17)	18	660	36.7
7.	Isaiah Wong (2022-23)	20	655	32.8
8.	Charlie Moore (2021-22)	20	654	32.7
	Shane Larkin (2012-13)	18	654	36.3
10.	Rion Brown (2013-14)	18	640	35.6



Kameron McGusty



Robert Hite

FRESHMAN RECORDS - SEASON (ACC ERA; SINCE 2004-05)

SCORING				3-PT FG PCT, Min. 20 made			
	G	Pts	Avg		G	3FGM-A	Pct
Bruce Brown Jr. (2016-17)	33	391	11.8	Matt Cross (2020-21)	14	20-50	.400
Lonnie Walker IV (2017-18)	32	368	11.4	Manu Lecomte (2013-14)	33	27-68	.397
Durand Scott (2009-10)	28	339	10.3	James Palmer (2014-15)	38	23-63	.365
Chris Lykes (2017-18)	32	307	9.6	Davon Reed (2013-14)	33	40-112	.357
Dwyane Collins (2006-07)	32	274	8.6	Rion Brown (2010-11)	36	32-90	.356
REBOUNDING				3-PT FIELD GOALS MADE			
	G	Reb	Avg		G	3FGM	
Dwyane Collins (2006-07)	32	207	6.5	Lonnie Walker IV (2017-18)	32	56	
Bruce Brown Jr. (2016-17)	33	186	5.6	DJ Vasiljevic (2016-17)	33	51	
Reggie Johnson (2009-10)	32	148	4.6	Chris Lykes (2017-18)	32	48	
Durand Scott (2009-10)	28	131	4.0	Davon Reed (2013-14)	33	40	
FG PCT, Min. 60 made				Bruce Brown Jr. (2016-17)	33	33	
	G	FGM-A	Pct	3-PT FIELD GOALS ATT.			
Dwyane Collins (2006-07)	32	106-197	.538		G	3FGA	
Reggie Johnson (2009-10)	32	60-115	.522	Lonnie Walker IV (2017-18)	32	162	
Bruce Brown Jr. (2016-17)	33	134-292	.459	DJ Vasiljevic (2016-17)	33	146	
Durand Scott (2009-10)	28	126-277	.455	Chris Lykes (2017-18)	32	139	
Manu Lecomte (2013-14)	33	85-200	.425	Davon Reed (2013-14)	33	112	
FIELD GOALS MADE				Shane Larkin (2011-12)	32	99	
	G	FGM		ASSISTS			
Bruce Brown Jr. (2016-17)	33	134			G	Ast	Avg
Lonnie Walker IV (2017-18)	32	132		Durand Scott (2009-10)	28	113	3.4
Durand Scott (2009-10)	28	126		Bruce Brown Jr. (2016-17)	33	106	3.2
Dwyane Collins (2006-07)	32	106		Shane Larkin (2011-12)	32	81	2.5
Chris Lykes (2017-18)	32	100		Manu Lecomte (2013-14)	33	77	2.3
FT PCT, Min. 50 made				Chris Lykes (2017-18)	32	76	2.4
	G	FTM-A	Pct	BLOCKED SHOTS			
Shane Larkin (2011-12)	32	60-70	.857		G	Blk	Avg
Isaiah Wong (2019-20)	31	63-76	.829	Reggie Johnson (2009-10)	32	21	0.7
Reggie Johnson (2009-10)	32	84-107	.785	Omar Sherman (2014-15)	36	20	0.5
Manu Lecomte (2013-14)	33	56-72	.778	Bruce Brown Jr. (2016-17)	33	18	1.0
Bruce Brown Jr. (2016-17)	33	90-121	.744	Dwyane Collins (2006-07)	32	18	0.6
FREE THROWS MADE				Lonnie Walker IV (2017-18)	32	15	0.5
	G	FTM		STEALS			
Bruce Brown Jr. (2016-17)	33	90			G	Stl	Avg
Reggie Johnson (2009-10)	32	84		Shane Larkin (2011-12)	32	50	1.6
Durand Scott (2009-10)	28	71		Bruce Brown Jr. (2016-17)	33	49	2.7
Isaiah Wong (2019-20)	31	63		Durand Scott (2009-10)	28	41	1.2
Dwyane Collins (2006-07)	32	62		Lonnie Walker IV (2017-18)	32	30	0.9
FREE THROWS ATT.				Chris Lykes (2017-18)	32	25	0.8
	G	FTA		MINUTES PLAYED			
Bruce Brown Jr. (2016-17)	33	121			G	Min	Avg
Reggie Johnson (2009-10)	32	107		Bruce Brown Jr. (2016-17)	33	1,053	31.9
Dwyane Collins (2006-07)	32	107		Manu Lecomte (2013-14)	33	924	28.0
Durand Scott (2009-10)	28	106		Durand Scott (2009-10)	28	917	27.8
Chris Lykes (2017-18)	32	82		Lonnie Walker IV (2017-18)	32	888	27.8
				Shane Larkin (2011-12)	32	820	25.6

INDIVIDUAL RECORDS - CAREER

POINTS SCORED (FG-FT)

1. Rick Barry, 1962-65 (816-666).....	2,298
2. Eric Brown, 1985-89 (805-633).....	2,270
3. Don Curnutt, 1967-70 (813-380).....	2,006
4. Isaiah Wong, 2019-23 (633-422).....	1,866
5. Darius Rice, 2000-04 (631-343).....	1,865
6. Robert Hite, 2002-06 (622-245).....	1,717
7. Tim James, 1995-99 (681-331).....	1,713
8. Jack McClinton, 2006-09 (542-332).....	1,702
9. Durand Scott, 2009-13 (580-392).....	1,650
10. Dennis Burns, 1985-89 (690-205).....	1,594

SCORING AVERAGE, (FG-FT)

1. Rick Barry, 1962-65 (816-666).....	29.8
2. Don Curnutt, 1967-70 (813-380).....	26.1
3. Dick Hickox, 1958-61 (560-409).....	19.4
4. Eric Brown, 1985-89 (805-633).....	18.9
5. Jack McClinton, 2006-09 (542-332).....	17.9
6. Ron Godfrey, 1958-61 (518-348).....	17.5
7. Mike Wittman, 1964-67 (492-335).....	17.4
8. Willie Allen, 1968-71 (482-329).....	17.2
9. Gene Stage, 1955-58 (450-292).....	16.10
10. Darius Rice, 2000-04 (631-343).....	16.07

FIELD GOALS MADE

1. Rick Barry, 1962-65.....	816
2. Don Curnutt, 1967-70.....	813
3. Eric Brown, 1985-89.....	805
4. Dennis Burns, 1985-89.....	690
5. Tim James, 1995-99.....	681
6. Isaiah Wong, 2019-23.....	633
7. Darius Rice, 2000-04.....	631
8. Robert Hite, 2002-06.....	622
9. Durand Scott, 2009-13.....	580
10. Dick Hickox, 1958-61.....	560

FIELD GOAL ATTEMPTS

1. Don Curnutt, 1967-70.....	1,816
2. Darius Rice, 2000-04.....	1,564
3. Rick Barry, 1962-65.....	1,564
4. Eric Brown, 1985-89.....	1,504
5. Isaiah Wong, 2019-23.....	1,439
6. Tim James, 1995-99.....	1,431
7. Dennis Burns, 1985-89.....	1,409
8. Robert Hite, 2002-06.....	1,406
9. Durand Scott, 2009-13.....	1,285
10. Johnny Hemsley, 1996-2000.....	1,283

FIELD GOAL PERCENTAGE

(Minimum 4 FGM Per Game Played)

1. Jordan Miller, 2022-23 (365-662).....	551
2. Eric Brown, 1985-89 (805-1504).....	535
3. Rick Barry, 1962-65 (816-1564).....	522
4. Donald Strong, 1970-71 (167-321).....	520
5. Rusty Parker, 1965-68 (472-915).....	516
6. Tito Horford, 1986-88 (313-613).....	511
7. Sheldon McClellan, 2014-16 (369-748).....	493
Constantin Popa, 1991-95 (452-917).....	493

9. Dennis Burns, 1985-89 (690-1409).....	490
10. Joe Wylie, 1988-91 (501-1032).....	485

NOTE: Norchad Omier's .574 (186-324) mark through 2022-23 would rank first if his career was complete

3-POINT FIELD GOALS MADE

1. Jack McClinton, 2006-09.....	286
2. DJ Vasiljevic, 2016-20.....	272
3. Steven Edwards, 1992-96.....	265
4. Darius Rice, 2000-04.....	260
5. Robert Hite, 2002-06.....	228
6. Malcolm Grant, 2009-12.....	223
7. Adrian Thomas, 2005-11.....	204
8. Davon Reed, 2013-17.....	202
9. Isaiah Wong, 2019-23.....	178
10. Rion Brown, 2010-14.....	174
Guillermo Diaz, 2003-06.....	174

3-POINT FIELD GOALS ATTEMPTED

1. Steven Edwards, 1992-96.....	766
2. Darius Rice, 2000-04.....	755
3. DJ Vasiljevic, 2016-20.....	742
4. Jack McClinton, 2006-09.....	650
5. Robert Hite, 2002-06.....	593
6. Malcolm Grant, 2009-12.....	576
7. Rion Brown, 2010-14.....	523
8. Adrian Thomas, 2005-11.....	521
9. Isaiah Wong, 2019-23.....	513
10. Davon Reed, 2013-17.....	512

3-POINT FG PERCENTAGE, MIN. 75 ATT.

1. Jack McClinton, 2006-09 (286-650).....	440
2. Manu Lecomte, 2013-15 (79-182).....	434
3. Thomas Hocker, 1987-90 (53-125).....	424
4. Trevor Burton, 1989-93 (75-189).....	397
5. Davon Reed, 2013-17 (202-512).....	395
6. Adrian Thomas, 2005-11 (204-521).....	392
7. Malcolm Grant, 2009-12 (223-576).....	387
8. Trey McKinney Jones, 2011-13 (99-257).....	385
9. Robert Hite, 2002-06 (228-593).....	384
10. James Jones, 1999-2003 (124-324).....	383

CONSECUTIVE GAMES WITH 3-PT FG MADE

1. Malcolm Grant, 2011-12.....	35
Jack McClinton, 2008-09.....	35
3. DJ Vasiljevic, 2018-19.....	33
4. Steven Edwards, 1994-95.....	32
5. Jack McClinton, 2007-08.....	30
6. Davon Reed, 2016-17.....	27
7. Steven Edwards, 1993.....	26
8. DJ Vasiljevic, 2019-20.....	22
9. Adrian Thomas, 2011.....	20
Johnny Hemsley, 1998-99.....	20
Steven Edwards, 1995-96.....	20

NOTE: 3-point FGs were adopted in 1986-87

INDIVIDUAL RECORDS - CAREER

FREE THROWS MADE

1. Rick Barry, 1962-65	666
2. Eric Brown, 1985-89	633
3. Isaiah Wong, 2019-23	422
4. Dick Hickox, 1958-61	409
5. Durand Scott, 2009-13	392
6. Don Curnutt, 1967-70	380
7. Ron Godfrey, 1958-61	348
8. Darius Rice, 2000-04	343
9. Mike Wittman, 1964-67	335
10. Jack McClinton, 2006-09	332

FREE THROWS ATTEMPTED

1. Eric Brown, 1985-89	840
2. Rick Barry, 1962-65	786
3. Willie Allen, 1968-71	553
4. Isaiah Wong, 2019-23	523
5. Tim James, 1995-99	514
6. Dick Hickox, 1958-61	512
7. Durand Scott, 2009-13	507
8. Ron Godfrey, 1958-61	469
9. Don Curnutt, 1967-70	456
10. Joe Wylie, 1988-91	451

FREE THROW PERCENTAGE

(Minimum 2 FTM Per Game Played)

1. Jack McClinton, 2006-09 (332-369)	.900
2. Dod Hammond, 1959-60 (64-73)	.877
3. Lance Hurdle, 2007-08 (96-111)	.865
4. Robert Hite, 2002-06 (245-289)	.848
5. Rick Barry, 1962-65 (665-786)	.846
6. Rick Jones, 1964-67 (281-337)	.834
7. Don Curnutt, 1967-70 (380-456)	.833
8. Sheldon McClellan, 2014-16 (272-327)	.832
9. James Jones, 1999-2003 (304-366)	.831
10. Malcolm Grant, 2009-12 (238-292)	.815

REBOUNDS

1. Rick Barry, 1962-65	1,274
2. Willie Allen, 1968-71	916
3. Harry Manushaw, 1958-61	914
4. Tonye Jekiri, 2012-16	901
5. Mike McCoy, 1960-63	857
6. Tim James, 1995-99	856
7. Eric Brown, 1985-89	855
8. Reggie Johnson, 2009-13	842
9. Anthony King, 2003-08	824
10. Edwin Morris, 1955-58	787

ASSISTS*

1. Vernon Jennings, 1996-2000	520
2. Kevin Norris, 1994-98	493
3. John Salmons, 1998-2002	429
4. Kevin Presto, 1985-89	412
5. Durand Scott, 2009-13	404
6. Thomas Hocker, 1987-90	384
7. Anthony Harris, 2002-07	330
8. Michael Gardner, 1991-94	319

9. Steven Edwards, 1992-96	312
10. Malcolm Grant, 2009-12	292

STEALS*

1. Kevin Norris, 1994-98	208
2. Vernon Jennings, 1996-2000	199
3. John Salmons, 1998-2002	192
4. Robert Hite, 2002-06	187
5. Jerome Scott, 1988-92	187
6. Jake Morton, 1988-93	167
7. Durand Scott, 2009-13	166
8. Kevin Presto, 1985-89	154
9. Anthony Lawrence II, 2015-19	144
10. Mike Simmons, 1998-2003	141

BLOCKED SHOTS*

1. Constantin Popa, 1991-95	263
2. Tim James, 1995-99	224
3. Anthony King, 2003-08	219
4. James Jones, 1999-2003	192
5. Julian Gamble, 2008-13	132
6. Tonye Jekiri, 2012-16	126
7. Tito Horford, 1986-88	125
8. Dennis Burns, 1985-89	123
9. Elton Tyler, 1997-2000, 2001-02	114
10. Reggie Johnson, 2009-13	113

PERSONAL FOULS

1. Constantin Popa, 1991-95	375
2. Tonye Jekiri, 2012-16	343
3. Eric Brown, 1985-89	332
4. John Salmons, 1998-2002	316
5. Reggie Johnson, 2009-13	313
6. Hammie Ward, 1989-93	311
7. Jake Morton, 1988-93	308
8. Mario Bland, 1996-2000	305
9. Durand Scott, 2009-13	304
10. Gary Hamilton, 2002-06	297

*Statistic not kept until the 1985-86 season

DISQUALIFICATIONS

1. Mike Hutslar, 1967-70	25
2. Rusty Parker, 1965-68	21
3. Edwin Morris, 1955-58	20
Hammie Ward, 1989-93	18
Bill Soens, 1966-68	18
Eric Brown, 1985-89	18
Constantin Popa, 1991-95	18
8. Ron Godfrey, 1958-61	16
9. Willie Allen, 1968-71	15
Mark Richardson, 1985-89	15

GAMES STARTED

1. Durand Scott, 2009-13	125
2. Darius Rice, 2000-04	113
3. Isaiah Wong, 2019-23	112
4. Robert Hite, 2002-06	109



INDIVIDUAL RECORDS - CAREER

5.	Kevin Norris, 1994-98	108
6.	John Salmons, 1998-2002	106
	Eric Brown, 1985-89	106
8.	Anthony King, 2003-08	105
9.	Davon Reed, 2013-17	99
10.	Alex Fraser, 1993-97	98

CONSECUTIVE GAMES STARTED^A

1.	Kevin Norris, 1994-98	108
2.	John Salmons, 1998-2002	106
3.	James Jones, 1999-2003	89
4.	Davon Reed, 2015-17	84
5.	Jerome Scott, 1990-92	72
6.	Anthony King, 2004-06	71
7.	Guillermo Diaz, 2003-06	69
8.	Alex Fraser, 1994-96	67
9.	Tim James, 1997-99	61
10.	Mario Bland, 1998-2000	58

^A years listed are the years of consecutive starts

GAMES PLAYED

1.	Tonye Jekiri, 2012-16	139
2.	Rion Brown, 2010-14	136
3.	Isaiah Wong, 2019-23	132
	Durand Scott, 2009-13	132
5.	Davon Reed, 2013-17	131
6.	Anthony Lawrence II, 2015-19	130
	Brian Asbury, 2005-09	130
8.	Julian Gamble, 2008-11, 2012-13	129
9.	DJ Vasiljevic, 2016-20	128
10.	Anthony King, 2003-08	126

MINUTES PLAYED*

1.	Durand Scott, 2009-13	4,238
2.	Isaiah Wong, 2019-23	4,104
3.	John Salmons, 1998-2002	3,786
4.	Eric Brown, 1985-89	3,761
5.	Darius Rice, 2000-04	3,727
6.	Davon Reed, 2013-17	3,679
7.	Robert Hite, 2002-06	3,566
8.	Kevin Presto, 1985-89	3,453
9.	DJ Vasiljevic, 2016-20	3,381
10.	Tim James, 1995-99	3,371

* Statistic not kept until the 1985-86 season

20-POINT GAMES

1.	Don Curnutt, 1967-70	61
	Rick Barry, 1962-65	61
3.	Eric Brown, 1985-89	54
4.	Dick Hickox, 1958-61	41
5.	Jack McClinton, 2006-09	37
6.	Isaiah Wong, 2022-23	36
7.	Darius Rice, 2000-04	35
8.	Mike Wittman, 1964-67	33
9.	Johnny Hemsley, 1996-00	29
	Joe Wylie, 1988-91	29



Isaiah Wong



Darius Rice



James Jones

INDIVIDUAL RECORDS - CAREER - ACC GAMES ONLY

SCORING

##	Player (Seasons)	Pts	Avg
1.	Isaiah Wong (2019-23)	1,128	14.3
2.	Jack McClinton (2006-09)	888	18.7
3.	Durand Scott (2009-13)	798	12.1
4.	Davon Reed (2013-17)	752	10.4
5.	Chris Lykes (2017-21)	735	14.4
6.	Kameron McGusty (2019-22)	688	13.8
7.	DJ Vasiljevic (2016-20)	662	8.9
8.	Guillermo Diaz (2004-06)	629	19.7
9.	Dwayne Collins (2006-10)	613	9.9
10.	Anthony Lawrence II (2015-18)	573	8.1

REBOUNDING

##	Player (Seasons)	Reb	Avg
1.	Tonye Jekiri (2012-16)	490	6.8
2.	Dwayne Collins (2006-10)	427	6.9
3.	Reggie Johnson (2009-13)	417	6.8
4.	Isaiah Wong (2019-23)	332	4.2
5.	Anthony Lawrence II (2015-19)	335	4.7
6.	Anthony King (2004-08)	319	6.5
7.	Sam Waardenburg (2017-20; 2021-22)	284	4.2
8.	Durand Scott (2009-13)	274	4.2
9.	Ebuka Izundu (2015-19)	264	4.4
10.	Brian Asbury (2005-09)	259	4.0

FIELD GOAL PCT, Min. 1.5 FGM/game

##	Player (Seasons)	FGM-A	Pct
1.	Ebuka Izundu (2015-19)	155-247	.628
2.	Jordan Miller (2021-23)	213-375	.568
3.	Dwayne Collins (2006-10)	236-429	.550
4.	Nysier Brooks (2020-21)	48-92	.522
5.	Kenny Kadji (2011-13)	177-342	.518
6.	Anthony King (2004-08)	131-255	.514
7.	Julian Gamble (2008-13)	107-208	.514
8.	Reggie Johnson (2009-13)	191-376	.508
9.	Tonye Jekiri (2012-16)	166-341	.487
10.	Raymond Hicks (2004-08)	90-190	.474

NOTE: Norchad Omier's mark of .565 (109-193) through 2022-23 would rank third if his career was complete

FIELD GOALS MADE

##	Player (Seasons)	FGM
1.	Isaiah Wong (2019-23)	371
2.	Durand Scott (2009-13)	293
3.	Jack McClinton (2006-09)	289
4.	Davon Reed (2013-17)	254
5.	Kameron McGusty (2019-22)	249
6.	Chris Lykes (2017-21)	241
7.	Dwayne Collins (2006-10)	236
8.	DJ Vasiljevic (2016-20)	228
9.	Jordan Miller (2021-23)	213
	Guillermo Diaz (2004-06)	213

FREE THROW PCT, MIN. 1 FTM/Game

##	Player (Seasons)	FTM-A	Pct
1.	Jack McClinton (2006-09)	170-188	.904
2.	William Frisby (2004-05)	36-42	.857
3.	James Dews (2006-10)	71-84	.845
4.	Sheldon McClellan (2014-16)	142-170	.835
5.	Robert Hite (2004-06)	81-98	.827
6.	Kameron McGusty (2019-22)	120-147	.816
7.	Isaiah Wong (2019-23)	269-332	.810
8.	Brian Asbury (2005-09)	112-139	.806
9.	Davon Reed (2013-17)	128-159	.805
10.	Malcolm Grant (2009-12)	82-102	.804

FREE THROWS MADE

##	Player (Seasons)	FTM
1.	Isaiah Wong (2019-23)	269
2.	Durand Scott (2009-13)	170
	Jack McClinton (2006-09)	170
4.	Chris Lykes (2017-21)	159
5.	Sheldon McClellan (2014-16)	142
6.	Dwayne Collins (2006-10)	141
7.	Davon Reed (2013-17)	128
8.	Guillermo Diaz (2004-06)	126
9.	Reggie Johnson (2009-13)	125
10.	Kameron McGusty (2019-22)	120

FREE THROWS ATTEMPTED

##	Player (Seasons)	FTA
1.	Isaiah Wong (2019-23)	332
2.	Dwayne Collins (2006-10)	249
3.	Durand Scott (2009-13)	224
4.	Chris Lykes (2017-21)	201
5.	Reggie Johnson (2009-13)	195
6.	Jack McClinton (2006-09)	188
7.	Guillermo Diaz (2004-06)	171
8.	Sheldon McClellan (2014-16)	170
9.	Davon Reed (2013-17)	159
10.	Kameron McGusty (2019-22)	147
	Anthony Lawrence II (2015-18)	147

3-POINT FG PCT, MIN. 100 ATT.

##	Player (Seasons)	3FGM-A	Pct
1.	Kenny Kadji (2011-13)	52-119	.437
2.	Jack McClinton (2006-09)	150-357	.420
3.	Davon Reed (2013-17)	116-286	.406
4.	Sam Waardenburg (2017-20; 2021-22)	59-149	.396
5.	Adrian Thomas (2005-11)	99-258	.384
6.	Anthony Lawrence II (2015-19)	80-210	.381
7.	Trey McKinney Jones (2011-13)	46-124	.371
8.	Robert Hite (2004-06)	73-198	.369
9.	Guillermo Diaz (2004-06)	77-209	.368
10.	Malcolm Grant (2009-12)	104-285	.365

NOTE: Nijel Pack's mark of .433 (52-120) through 2022-23 would rank second if his career was complete



INDIVIDUAL RECORDS - CAREER - ACC GAMES ONLY

3-POINT FIELD GOALS MADE

##	Player (Seasons)	3FGM
1.	Jack McClinton (2006-09)	150
2.	DJ Vasiljevic (2016-20)	139
3.	Isaiah Wong (2019-23)	117
4.	Davon Reed (2013-17)	116
5.	Malcolm Grant (2009-12)	104
6.	Adrian Thomas (2005-11)	99
7.	Chris Lykes (2017-21)	94
8.	Rion Brown (2010-14)	91
9.	Anthony Lawrence II (2015-19)	80
10.	Guillermo Diaz (2004-06)	77

3-PT FIELD GOALS ATTEMPTED

##	Player (Seasons)	3FGA
1.	DJ Vasiljevic (2016-20)	429
2.	Jack McClinton (2006-09)	357
3.	Isaiah Wong (2019-23)	318
4.	Davon Reed (2013-17)	286
5.	Malcolm Grant (2009-12)	285
6.	Chris Lykes (2017-21)	283
7.	Rion Brown (2010-14)	271
8.	Adrian Thomas (2005-11)	258
9.	James Dews (2006-10)	218
10.	Anthony Lawrence II (2015-19)	210

ASSISTS

##	Player (Seasons)	Ast	Avg
1.	Anthony Harris (2004-07)	187	3.9
2.	Durand Scott (2009-13)	178	2.7
3.	Isaiah Wong (2019-23)	164	2.1
4.	Angel Rodriguez (2014-16)	151	4.4
5.	Anthony Lawrence II (2015-19)	145	2.0
6.	Chris Lykes (2017-21)	144	2.8
7.	Malcolm Grant (2009-12)	132	2.8
8.	Shane Larkin (2011-13)	128	3.8
9.	Davon Reed (2013-17)	114	1.6
10.	Jack McClinton (2006-09)	111	2.3

BLOCKED SHOTS

##	Player (Seasons)	Blk	Avg
1.	Anthony King (2004-08)	90	1.8
2.	Julian Gamble (2008-13)	69	1.2
3.	Tonye Jekiri (2012-16)	62	0.9
4.	Sam Waardenburg (2017-20; 2021-22)	57	0.8
5.	Reggie Johnson (2009-13)	50	0.8
6.	Kenny Kadji (2011-13)	48	1.5
7.	Jimmy Graham (2005-09)	45	0.8
8.	Dwayne Collins (2006-10)	43	0.7
9.	Anthony Lawrence II (2015-19)	38	0.5
10.	Ebuka Izundu (2015-18)	34	0.6


STEALS

##	Player (Seasons)	Stl	Avg
1.	Durand Scott (2009-13)	91	1.4
2.	Isaiah Wong (2019-23)	74	0.9
3.	Anthony Lawrence II (2015-19)	73	1.0

4.	Kameron McGusty (2019-22)	65	1.3
5.	Jordan Miller (2021-23)	62	1.6
6.	Davon Reed (2013-17)	59	0.8
7.	Guillermo Diaz (2004-06)	57	1.8
8.	Shane Larkin (2011-13)	55	1.6
9.	Brian Asbury (2005-09)	53	0.8
10.	Angel Rodriguez (2014-16)	52	1.5

MINUTES PLAYED

##	Player (Seasons)	Min	Avg
1.	Isaiah Wong (2019-23)	2,498	31.6
2.	Durand Scott (2009-13)	2,155	32.7
3.	Davon Reed (2013-17)	2,000	27.8
4.	DJ Vasiljevic (2016-20)	1,926	26.0
5.	Anthony Lawrence II (2015-19)	1,835	25.8
6.	Sam Waardenburg (2017-20; 2021-22)	1,766	26.0
7.	Tonye Jekiri (2012-16)	1,657	23.0
8.	Kameron McGusty (2019-22)	1,624	32.5
	Jack McClinton (2006-09)	1,624	33.8
10.	Rion Brown (2010-14)	1,586	23.3



DJ Vasiljevic



Dwayne Collins



OPPONENT TEAM RECORDS - GAME - ACC GAMES ONLY

POINTS

105	at North Carolina	1/31/07
103	at Florida State	1/27/18
99	at Florida State	2/8/20
98	North Carolina	1/23/08
98	Florida State	3/3/07

FIELD GOALS MADE

40	at North Carolina	1/25/20
40	Duke	1/4/20
37	Florida State	2/24/21
36	Georgia Tech	2/20/21
36	at Duke	3/2/19
36	North Carolina	1/23/08
36	at North Carolina	1/31/07
36	at Wake Forest	1/29/05

FIELD GOAL ATTEMPTS

86	at Virginia Tech	2/19/20
76	at Duke	2/7/09
75	at NC State	1/14/23
75	North Carolina	1/23/08
74	Duke	1/23/13

FIELD GOAL PERCENTAGE

.683 (28-41)	Duke	1/14/07
.610 (36-59)	at Wake Forest	1/29/05
.608 (31-51)	Duke	1/19/05
.600 (33-55)	at Florida State	1/27/18
.597 (40-67)	Duke	1/4/20

3-PT FIELD GOALS MADE

18	at Boston College	1/12/21
17	Syracuse	1/5/22
15	Duke	2/20/08
14	at Notre Dame	2/23/20
14	at Virginia Tech	3/8/19
14	at Syracuse	1/24/19
14	at NC State	1/27/09
14	at Duke	3/3/05

3-PT FG ATTEMPTS

39	at Duke	2/7/09
37	Duke	2/20/08
35	Wake Forest	2/18/23
35	at Boston College	1/12/21
34	Virginia Tech	12/8/13

3-PT FG PERCENTAGE, MIN. 10 MADE

.667 (12-18)	at NC State	12/18/05
.625 (10-16)	at Clemson	2/27/08
.611 (11-18)	at NC State	2/4/17
.611 (11-18)	at NC State	1/19/08
.600 (12-20)	Florida State	1/27/19

FREE THROWS MADE

34	Virginia Tech	1/23/07
32	at Florida State	3/8/08
31	at Florida State	2/18/09

29	at Duke	2/19/06
----	---------------	---------

FREE THROW ATTEMPTS

42	at Florida State	3/8/08
42	Virginia Tech	1/23/07
40	at Duke	2/2/08
39	at Florida State	1/27/18

FREE THROW PERCENTAGE, MIN. 10 MADE

1.000 (15-15)	Clemson	2/13/19
.941 (16-17)	at Florida State	2/8/20
.941 (16-17)	at Clemson	1/13/18
.933 (14-15)	Florida State	2/1/17
.933 (14-15)	at Duke	1/2/11

REBOUNDS

51	NC State	1/3/19
51	at North Carolina	3/2/10
51	Maryland	2/5/05
49	at North Carolina	1/31/07
48	at Georgia Tech	2/29/20
48	at Louisville	1/7/20
48	Maryland	1/13/13

ASSISTS

32	at North Carolina	1/25/20
26	North Carolina	1/19/19
26	at North Carolina	1/31/07
25	Virginia Tech	2/6/21
23	at Virginia	2/5/22
23	Wake Forest	1/1/22

STEALS

17	Georgia Tech	2/3/11
15	Florida State	1/18/20
15	at Georgia Tech	3/6/11
13	at Georgia Tech	1/3/18
13	Clemson	12/21/08

BLOCKED SHOTS

13	at Georgia Tech	1/3/18
12	at NC State	12/18/05
11	at Syracuse	1/24/19
11	Florida State	1/7/18
11	at NC State	2/4/17

TURNOVERS

23	Duke	2/20/08
22	at Georgia Tech	2/17/08
21	Duke	2/6/23
20	at Pittsburgh	2/22/22
20	at Maryland	3/1/06
20	Maryland	1/7/06

FOULS

29	Florida State	2/26/12
28	Florida State	2/25/15
27	Georgia Tech	2/9/22
27	at Boston College	2/16/15
27	Virginia Tech	1/31/10



OPPONENT TEAM LOWS - GAME - ACC GAMES ONLY

POINTS

38	Clemson	1/18/06
42	at Georgia Tech	1/18/14
42	Boston College	2/22/14

FIELD GOALS MADE

13	at Georgia Tech	1/18/14
13	at Maryland	1/10/07
14	Boston College	2/22/14

FIELD GOAL ATTEMPTS

37	at Virginia Tech	2/27/17
38	at Wake Forest	2/17/07
39	at Wake Forest	2/9/11

FIELD GOAL PERCENTAGE

.224 (13-58)	at Maryland	1/10/07
.254 (15-59)	Clemson	1/18/06
.274 (17-62)	Georgia Tech	2/3/11

3-PT FIELD GOALS MADE

2	at Louisville	2/16/22
2	at Georgia Tech	2/29/20
2	at Virginia	1/12/16
2	Florida State	1/9/16
2	Georgia Tech	1/28/15
2	at North Carolina	1/10/12
2	at Maryland	3/1/06

3-PT FG ATTEMPTS

7	at Virginia	1/12/16
7	NC State	2/27/10
9	Boston College	1/11/23
9	at Florida State	2/1/15
9	at NC State	2/2/13

3-PT FG PERCENTAGE

.105 (2-19)	Florida State	1/9/16
.125 (2-16)	at North Carolina	1/10/12
.136 (3-22)	at Florida State	1/24/23
.143 (4-28)	Notre Dame	2/6/19
.143 (4-28)	Georgia Tech	2/3/11

FREE THROWS MADE

0	Clemson	2/8/15
1	Virginia Tech	12/8/13
2	Georgia Tech	2/15/17

FREE THROW ATTEMPTS

1	Clemson	2/8/15
3	at Virginia	2/5/22
3	Georgia Tech	2/15/17
3	Virginia Tech	12/8/13

FREE THROW PCT, MIN. 10 ATT

.300 (3-10)	at Georgia Tech	1/29/22
.364 (4-11)	Clemson	1/18/06
.385 (5-13)	at Clemson	2/17/13

REBOUNDS

17	Georgia Tech	2/15/17
19	Virginia Tech	2/18/15
19	Wake Forest	3/8/14

ASSISTS

4	Maryland	1/13/13
6	at North Carolina	2/13/23
6	at Louisville	12/4/22
6	at Louisville	2/16/22
6	Boston College	2/5/13
6	Florida State	1/27/13
6	Georgia Tech	2/3/11

STEALS

0	at Virginia Tech	3/7/15
0	Boston College	2/22/14
0	at Boston College	2/16/06

BLOCKED SHOTS

0	16 times, last vs. Syracuse	1/16/23
---	-----------------------------------	---------

TURNOVERS

4	at NC State	1/14/23
5	Syracuse	1/25/14
5	Boston College	1/19/10
6	at Syracuse	1/24/19
6	Notre Dame	1/12/17
6	at Notre Dame	3/2/16
6	Louisville	2/27/16
6	Boston College	1/10/15
6	Notre Dame	2/19/14
6	at Clemson	2/17/13

FOULS

6	Notre Dame	2/2/22
7	at Pittsburgh	1/14/17
7	at Georgia Tech	1/24/12
8	at Virginia	3/1/21
8	Notre Dame	1/24/21
8	at Syracuse	1/24/19
8	at Clemson	3/4/14
8	North Carolina	2/15/09



OPPONENT TEAM RECORDS BY HALF (ACC ERA; SINCE 2004-05)

POINTS

64	at North Carolina (2nd)	1/31/07
63	vs. Alabama (2nd)	11/28/21
59	Duke (2nd)	2/20/08
59	at Duke (1st)	2/19/06

FIELD GOALS MADE

23	vs. Alabama (2nd)	11/28/21
23	Clemson (2nd)	12/21/08
22	at North Carolina (1st)	1/25/20
22	South Alabama (2nd)	11/28/14
22	at North Carolina (2nd)	1/31/07

FIELD GOAL ATTEMPTS

47	South Alabama (2nd)	11/28/14
42	Florida Atlantic (1st)	11/29/04
41	North Carolina (1st)	1/23/08

FIELD GOAL PERCENTAGE, MIN. 15 MADE

.810 (17-21)	Duke (1st)	1/14/07
.750 (15-20)	vs. UCF (2nd)	12/18/10
.708 (17-24)	Binghamton (2nd)	12/20/06

3-PT FIELD GOALS MADE

13	vs. Alabama (2nd)	11/28/21
11	at Penn (1st)	12/4/18
11	at Wake Forest (1st)	2/11/15
10	at Notre Dame (1st)	2/23/20
10	Duke (2nd)	2/20/08

3-PT FG ATTEMPTS

22	at Duke (2nd)	2/7/09
21	vs. Fordham (2nd)	12/12/21
21	North Florida (1st)	11/29/20
21	vs. Akron (2nd)	12/23/10
21	Stetson (2nd)	11/29/08
21	at Duke (2nd)	3/3/05
21	vs. Duke (1st)	3/10/06

3-PT FG PERCENTAGE, MIN. 7 MADE

.800 (8-10)	at NC State (1st)	2/4/17
.778 (7-9)	at Virginia Tech (1st)	1/13/10
.778 (7-9)	at Clemson (1st)	2/27/08
.778 (7-9)	at Louisville (2nd)	12/23/06

FREE THROWS MADE

24	Virginia (2nd)	3/1/08
22	at Florida State (2nd)	3/8/08
22	Virginia Tech (2nd)	1/23/07

FREE THROW ATTEMPTS

37	vs. UCF (2nd)	12/18/10
29	Virginia Tech (2nd)	1/23/07
28	Virginia (2nd)	3/1/08
28	at Clemson (2nd)	2/27/08

FREE THROW PERCENTAGE, MIN. 10 MADE

1.000 (12-12)	at Wake Forest (1st)	1/18/17
1.000 (11-11)	vs. Clemson (2nd)	2/13/19
1.000 (11-11)	vs. North Carolina (1st)	3/9/17
1.000 (11-11)	Florida State (2nd)	2/11/17
1.000 (11-11)	at Clemson (2nd)	1/16/16
1.000 (10-10)	Pittsburgh (1st)	2/9/16
1.000 (10-10)	Florida State (2nd)	1/15/14
1.000 (10-10)	at Duke (2nd)	1/2/11
1.000 (10-10)	North Carolina (1st)	1/23/08

REBOUNDS

31	at North Carolina (1st)	3/2/10
31	Maryland (1st)	2/5/05
29	at Florida State (2nd)	2/8/20
29	vs. Virginia Tech (2nd)	3/14/08
29	at North Carolina (2nd)	1/31/07

ASSISTS

18	vs. Alabama (2nd)	11/28/21
17	at North Carolina (1st)	1/25/20
16	at North Carolina (2nd)	2/20/16
15	Syracuse (1st)	1/5/22
15	at North Carolina (2nd)	1/25/20
15	at Florida (1st)	3/20/09

STEALS

11	Georgia Tech (2nd)	2/3/11
10	at Florida State (1st)	2/26/11

BLOCKED SHOTS

7	at Syracuse (2nd)	1/24/19
7	at NC State (1st)	2/4/17
7	vs. Florida Atlantic (2nd)	12/19/09
7	at Georgia Tech (1st)	3/4/09
7	at Mississippi State (1st)	12/13/07
7	at Massachusetts (2nd)	1/2/07
7	at NC State (1st)	12/18/05

TURNOVERS

15	Florida State (2nd)	1/22/22
15	Nova Southeastern (1st)	11/16/09
15	at Georgia Tech (1st)	2/17/08

FOULS

21	NC State (2nd)	3/7/09
19	Florida State (2nd)	2/26/12
19	Florida Atlantic (2nd)	1/5/09



OPPONENT TEAM LOWS BY HALF (ACC ERA; SINCE 2004-05)

POINTS

12	College of Charleston (1st)	12/30/14
14	South Carolina State (1st)	12/6/17
14	Maryland (1st)	1/13/13
15	vs. San Diego (2nd)	11/24/08
15	Wofford (2nd)	12/10/05

FIELD GOALS MADE

4	North Florida (2nd)	12/31/08
5	at Georgia Tech (1st)	1/18/14
5	Florida State (1st)	1/19/11
5	vs. NC State (1st)	3/13/08
5	Birmingham-Southern (1st)	12/3/05

FIELD GOAL ATTEMPTS

12	at Northwestern (2nd)	11/28/06
16	at Virginia Tech (2nd)	2/24/07
17	at Virginia (2nd)	2/26/14
17	at Boston College (2nd)	1/29/12
17	at Wake Forest (2nd)	2/9/11
17	at Virginia Tech (2nd)	2/19/05
17	North Carolina A&T (2nd)	11/22/05

FIELD GOAL PERCENTAGE

.161 (5-31)	Birmingham-Southern (1st)	12/3/05
.190 (4-21)	North Florida (2nd)	12/31/08
.192 (5-26)	Florida State (1st)	1/19/11
.194 (6-31)	at Duke (1st)	2/7/09
.200 (7-35)	Charlotte (1st)	12/5/15
.200 (6-30)	N.C. Central (2nd)	1/3/09

3-PT FIELD GOALS MADE

0	Numerous times, last vs. Kansas (1st)	3/27/22
---	---------------------------------------	---------

3-PT FG ATTEMPTS

1	Columbia (2nd)	12/28/16
1	vs. Marquette (2nd)	3/28/13
2	vs. Virginia (2nd)	3/11/16
2	at Wake Forest (2nd)	2/23/13
2	at Virginia Tech (2nd)	2/24/07

3-PT FG PERCENTAGE, MIN. 10 ATT.

.000 (0-11)	Clemson (1st)	2/13/19
.000 (0-10)	Louisville (1st)	1/16/21
.000 (0-10)	Florida State (2nd)	1/27/13
.000 (0-10)	N.C. Central (2nd)	11/19/10
.000 (0-10)	at Kentucky (2nd)	12/6/08
.000 (0-10)	N.C. Central (2nd)	1/3/09
.067 (1-15)	Notre Dame (1st)	2/2/22
.071 (1-14)	Notre Dame (2nd)	2/6/19
.071 (1-14)	Georgia Tech (1st)	2/3/11

FREE THROWS MADE

0	Numerous times, last vs. Iowa State (2nd)	3/25/22
---	---	---------

FREE THROW ATTEMPTS

0	Numerous times, last vs. Iowa State (2nd)	3/25/22
---	---	---------

FREE THROW PERCENTAGE, MIN. 10 ATT.

.167 (2-12)	Florida State (2nd)	1/19/11
.200 (2-10)	Pittsburgh (2nd)	3/5/19

.364 (4-11)	at Clemson (2nd)	2/17/13
.364 (4-11)	Virginia (2nd)	2/5/11
.400 (4-10)	Lafayette (2nd)	11/7/22
.400 (4-10)	Georgia Tech (1st)	2/10/10
.400 (6-15)	North Carolina A&T (2nd)	12/23/07
.400 (6-15)	at Clemson (2nd)	2/28/07
.400 (6-15)	Morgan State (2nd)	11/19/05
.400 (4-10)	Maryland (1st)	2/5/05

REBOUNDS

7	Wake Forest (2nd)	3/8/14
7	Clemson (2nd)	3/9/13
7	at Florida State (1st)	2/13/13
7	Virginia Tech (2nd)	2/18/15

ASSISTS

0	Princeton (1st)	12/29/15
1	Numerous times, last Clemson (1st)	2/13/19

STEALS

0	Numerous times, last vs. Houston (1st)	3/24/22
---	--	---------

BLOCKED SHOTS

0	Numerous times, last vs. Texas (1st)	3/26/23
---	--------------------------------------	---------

TURNOVERS

0	Cornell (2nd)	12/7/22
0	at Notre Dame (1st)	2/23/20
0	at Virginia Tech (2nd)	2/19/20
0	Louisville (2nd)	1/6/19
0	Syracuse (2nd)	1/25/14
1	Florida State (2nd)	2/25/23
1	at NC State (2nd)	1/14/23
1	Notre Dame (2nd)	1/12/17
1	vs. Temple (2nd)	3/31/15
1	Boston College (2nd)	1/10/15
1	at Duke (2nd)	2/5/12
1	Boston College (2nd)	1/19/10
1	Ohio State (2nd)	12/2/08
1	NC Central (2nd)	1/3/09
1	at Florida State (2nd)	2/18/09
1	at Temple (1st)	11/27/05

FOULS

1	at Charlotte (1st)	11/25/14
2	St. Francis (PA) (1st)	12/17/22
2	vs. Southern Cal (1st)	3/18/22
2	Notre Dame (1st)	2/2/22
2	Duke (1st)	2/25/17
2	at NC State (1st)	2/4/17
2	Duke (1st)	1/25/16
2	at Syracuse (1st)	1/24/15
2	NC Central (1st)	3/17/15
2	at Clemson (1st)	3/4/14
2	at North Carolina (1st)	1/10/13
2	at Georgia Tech (1st)	1/24/12
2	Missouri State (1st)	3/21/11
2	at Creighton (1st)	3/20/06



OPPONENT INDIVIDUAL RECORDS - GAME

POINTS

58 Danny Ferry, Duke 12/10/88

FIELD GOALS MADE

23 Danny Ferry, Duke 12/10/88

FIELD GOALS ATTEMPTED

31 Victor Page, Georgetown 3/6/97

FIELD GOAL PERCENTAGE

1.000 (11-11) Hakim Warrick, Syracuse 2/14/04

3-PT FIELD GOALS MADE

9 Lewis Clinch, Georgia Tech 3/4/09

9 Mike Hargett, George Mason 11/23/90

3-PT FIELD GOALS ATTEMPTED

20 Terrell Stoglin, Maryland 2/1/12

3-PT FIELD GOAL PERCENTAGE

1.000 (5-5) C.J. Harris, Wake Forest 2/23/13

1.000 (5-5) Jerry McCullough, Pitt 1/12/94

FREE THROWS MADE

17 Seth Allen, Virginia Tech 3/10/16

17 C.J. Harris, Wake Forest 2/9/11

17 Troy Bell, Boston College 1/13/01

17 Jason Lawson, Villanova 3/5/94

FREE THROWS ATTEMPTED

21 Jason Lawson, Villanova 3/5/94

FREE THROW PERCENTAGE

1.000 (17-17) Troy Bell, Boston College 1/13/01

REBOUNDS

24 Darrell Coleman, USF 3/1/88

ASSISTS

14 Markell Johnson, NC State 1/21/18

14 Brandon Knight, Pittsburgh 3/8/02

14 Tommy Amaker, Duke 2/19/86

STEALS

8 Eric Murdock, Providence 1/27/88

BLOCKED SHOTS

13 Kyle Davis, Auburn 3/14/01

TURNOVERS

12 Tyree Appleby, Wake Forest 2/18/23



OPPONENT INDIVIDUAL RECORDS - GAME - ACC GAMES ONLY

POINTS

45	Al Thornton vs. Florida State	3/3/07
41	Sean Singletary vs. Virginia	3/1/08
36	Ryan Kelly at Duke	3/2/13

FIELD GOALS MADE

16	Al Thornton vs. Florida State	3/3/07
13	Olivier Hanlan at Boston College	2/16/15
12	El Ellis vs. Louisville	2/11/23
12	Jerome Robinson vs. Boston College	2/10/18
12	Omer Yurtseven at NC State	1/21/18
12	Sean Singletary vs. Virginia	3/1/08
12	Malcolm Brogdon vs. Virginia	2/22/16

FIELD GOAL ATTEMPTS

26	Olivier Hanlan at Boston College	2/16/15
26	Terrell Stoglin vs. Maryland	2/1/12
25	Sean Singletary vs. Virginia	3/1/08

FG PCT, MIN. 7 MADE

1.000 (7-7)	Montay Brandon at Florida State	2/1/15
1.000 (7-7)	Dez Wells at Maryland	1/29/14
1.000 (7-7)	Ra'Sean Dickey vs. Georgia Tech	12/3/06
.917 (11-12)	Shelden Williams vs. Duke	1/19/05

3-POINT FG MADE

9	Lewis Clinch at Georgia Tech	3/4/09
8	Ty Outlaw at Virginia Tech	2/27/17
7	Joseph Girard III vs. Syracuse	1/5/22
7	Michael Devoe vs. Georgia Tech	2/20/21
7	Rich Kelly at Boston College	1/12/21
7	Coby White at North Carolina	2/9/19
7	Ryan Kelly at Duke	3/2/13
7	Toney Douglas vs. Florida State	1/21/09
7	Wayne Ellington at North Carolina	1/17/09

3-POINT FG ATTEMPTS

20	Terrell Stoglin vs. Maryland	2/1/12
16	Lewis Clinch at Georgia Tech	3/4/09
14	Jarell Eddie vs. Virginia Tech	12/8/13
14	Toney Douglas vs. Florida State	1/21/09

3-PT FG PCT, MIN. 5 MADE

1.000 (5-5)	C.J. Harris at Wake Forest	2/23/13
.857 (6-7)	Dinos Mitoglou at Wake Forest	2/11/15
.857 (6-7)	Pat Connaughton vs. ND	2/19/14

FREE THROWS MADE

17	C.J. Harris at Wake Forest	2/9/11
15	Tyler Hansbrough vs. North Carolina	1/23/08
15	Zabian Dowdell vs. Virginia Tech	1/23/07

FREE THROW ATTEMPTS

18	C.J. Harris at Wake Forest	2/9/11
18	Zabian Dowdell vs. Virginia Tech	1/23/07
16	Malcolm Delaney at Virginia Tech	1/13/10
16	Tyler Hansbrough vs. North Carolina	1/23/08

FREE THROW PCT, MIN. 10 MADE

1.000 (11-11)	Al Thornton vs. Florida State	3/3/07
1.000 (11-11)	Jon Scheyer vs. Duke	1/14/07
1.000 (10-10)	Anthony Barber at NC State	1/30/16

REBOUNDS

18	Gani Lawal vs. Georgia Tech	2/10/10
16	Day/Ron Sharpe vs. North Carolina	1/5/21
16	Trevor Booker vs. Clemson	12/21/08
15	Brice Johnson at North Carolina	2/20/16
15	Jahlil Okafor at Duke	1/13/15
15	Jabari Parker vs. Duke	1/22/14
15	Corey Raji vs. Boston College	2/21/09
15	Shelden Williams at Duke	2/19/06
15	Sharrod Ford vs. Clemson	1/26/05
15	Sean May at North Carolina	1/22/05

ASSISTS

14	Markell Johnson at NC State	1/18/18
12	Markell Johnson vs. NC State	2/5/20
12	Tyrese Rice at Boston College	1/16/07
11	Theo Pinson at North Carolina	2/27/18
11	John Gillon at Syracuse	1/4/17
10	Prentiss Hubb at Notre Dame	2/23/20
10	Ty Lawson vs. North Carolina	1/23/08
10	Daniel Ewing at Duke	3/3/05

STEALS

7	Jose Alvarado at Georgia Tech	2/29/20
6	Nickeil Alexander-Walker at Virginia Tech	3/8/19
6	Tre Jones at Duke	3/2/19
6	Chris Jones at Louisville	2/3/15
5	Kadary Richmond at Syracuse	1/19/21
5	Grayson Allen vs. Duke	1/15/18
5	Braian Angola vs. Florida State	1/7/18
5	Jordan Roper at Clemson	1/16/16
5	Iman Shumpert at Georgia Tech	3/6/11
5	Seth Curry vs. Duke	2/13/11
5	Iman Shumpert vs. Georgia Tech	2/3/11
5	Jon Scheyer vs. Duke	2/17/10
5	Brian Zoubek vs. Duke	2/17/10

BLOCKED SHOTS

7	Jesse Edwards vs. Syracuse	1/5/22
7	Cedric Simmons at NC State	12/18/05
6	Mark Williams at Duke	1/8/22
6	CJ Felder vs. Boston College	3/5/21
5	Dereck Lively II vs. Duke	2/6/23
5	Dereck Lively II at Duke	1/21/23
5	CJ Felder at Boston College	1/12/21
5	Paschal Chukwu at Syracuse	1/24/19
5	Ray Spalding vs. Louisville	1/24/18
5	Omer Yurtseven at NC State	2/4/17
5	Boris Bojanovsky at Florida State	2/14/16
5	Travis McKie at Wake Forest	2/23/13
5	Alade Aminu at Georgia Tech	3/4/09
5	Tyrelle Blair at Boston College	1/15/08

TURNOVERS

12	Tyree Appleby vs. Wake Forest	2/18/23
9	Rakim Sanders vs. Boston College	3/5/08
8	Michael Gbinije vs. Syracuse	1/2/16
7	Alondes Williams at Wake Forest	2/12/22
7	Caleb Mills vs. Florida State	1/22/22
7	Prentiss Hubb vs. Notre Dame	1/24/21
7	Jose Alvarado at Georgia Tech	1/3/18
7	Bernard James at Florida State	2/11/12

OPPONENT INDIVIDUAL RECORDS BY HALF (ACC ERA; SINCE 2004-05)

POINTS

31	Sean Singletary vs. Virginia (2nd).....	3/1/08
30	Xavier Rathan-Mayes vs. Florida State (2nd) ..	2/25/15
27	Tyler Hansbrough vs. North Carolina (2nd) ..	1/23/08
27	Eric Maynor vs. VCU (2nd).....	11/16/07

FIELD GOALS MADE

10	Jordan Parks vs. NC Central (2nd)	3/17/15
10	Eric Maynor vs. VCU (2nd).....	11/16/07
9	Adam Pegg vs. Stetson (2nd)	11/9/12

FIELD GOAL ATT.

20	Eric Maynor vs. VCU (2nd).....	11/16/07
16	Sean Singletary vs. Virginia (2nd)	3/1/08
16	Dwain Williams vs. Providence (2nd)	11/18/07

FG PCT, MIN. 7 MADE

1.000 (7-7)	Dez Wells at Maryland (2nd).....	1/29/14
1.000 (7-7)	Adam Leonard vs. Missouri St. (2nd) ..	3/21/11

3-POINT FG MADE

7	Wayne Ellington at North Carolina (2nd)	1/17/09
6	Coby White at North Carolina (2nd)	2/9/19
6	Xavier Rathan-Mayes vs. Florida St. (2nd) ..	2/25/15
6	Adam Leonard vs. Missouri State (2nd)	3/21/11
6	Lewis Clinch at Georgia Tech (1st).....	3/04/09

3-POINT FG ATT.

10	Terrell Stoglin vs. Maryland (2nd).....	2/1/12
10	Wayne Ellington at North Carolina (2nd)	1/17/09
10	Patrick Mills vs. St. Mary's (2nd)	3/21/08

3-PT FG PCT, MIN. 5 MADE

1.000 (6-6)	Coby White at North Carolina (2nd) ..	2/9/19
1.000 (6-6)	Adam Leonard vs. Missouri St. (2nd) ..	3/21/11
1.000 (5-5)	Dinos Mitoglou at Wake Forest (1st).....	2/11/15
1.000 (5-5)	C.J. Harris at Wake Forest (1st)	2/23/13

FREE THROWS MADE

13	Sean Singletary vs. Virginia (2nd).....	3/1/08
11	Seth Allen vs. Virginia Tech (2nd).....	3/10/16
11	Toney Douglas at Florida State (2nd)	2/18/09
11	Tyler Hansbrough vs. North Carolina (2nd) ..	1/23/08
11	Zabian Dowdell vs. Virginia Tech (2nd)	1/23/07

FREE THROW ATT.

14	Sean Singletary vs. Virginia (2nd).....	3/1/08
14	Zabian Dowdell vs. Virginia Tech (2nd)	1/23/07
12	Arsalan Kazemi vs. Rice (2nd)	12/22/10
12	Malcolm Delaney at Virginia Tech (2nd)	1/13/10
12	Toney Douglas at Florida State (2nd)	2/18/09
12	Tyler Hansbrough vs. North Carolina (2nd) ..	1/23/08

FT PCT, MIN. 8 MADE

1.000 (11-11)	Seth Allen vs. Virginia Tech (2nd)	3/10/16
1.000 (9-9)	Landers Nolley II at Virginia Tech (2nd) ..	2/19/20
1.000 (9-9)	Marcquise Reed vs. Clemson (2nd)	2/13/19
1.000 (8-8)	Brandon Mahan vs. UCF (2nd).....	11/13/21
1.000 (8-8)	Al-Amir Dawes vs. Clemson (2nd)	3/11/20
1.000 (8-8)	C.J. Harris at Wake Forest (2nd).....	2/9/11
1.000 (8-8)	Luke Loucks vs. Florida State (2nd) ..	3/9/12
1.000 (8-8)	Tyler Hansbrough at N. Carolina (1st) ..	1/17/09
1.000 (8-8)	Tyrese Rice vs. Boston College (2nd) ..	2/7/07
1.000 (8-8)	Tyler Hansbrough at N. Carolina (1st) ..	1/14/06

REBOUNDS

13	Gani Lawal vs. Georgia Tech (2nd)	2/10/10
12	Tulio Da Silva vs. Missouri State (2nd).....	11/21/19
11	Dionte Ferguson vs. South Alabama (2nd) ..	11/28/14
11	Nnanna Ekwu vs. Illinois (2nd)	3/24/13
11	Geoff McDermott vs. Providence (2nd)	11/18/07

ASSISTS

8	JD Davison vs. Alabama (2nd)	11/28/21
8	Kris Dunn vs. Providence (2nd).....	12/22/14
8	Kendall Marshall vs. North Carolina (2nd) ..	3/11/11
8	Tyrese Rice at Boston College (1st).....	1/16/07

STEALS

5	Trey Galloway vs. Indiana (1st)	3/19/23
5	Nickeil Alexander-Walker vs. Virginia Tech (2nd) ..	1/30/19
5	James Daniel vs. Howard (1st)	11/14/14
5	Jeremy Chappell vs. Robert Morris (2nd) ..	12/14/08
4	Jose Alvarado at Georgia Tech (1st)	2/29/20
4	Tre Jones at Duke (1st).....	3/2/19
4	Levi Randolph vs. Alabama (1st).....	3/21/15
4	Chris Jones vs. Louisville (2nd).....	2/3/15
4	Madison Jones at Wake Forest (2nd).....	2/23/13
4	David Williams vs. UNCG (2nd)	1/2/12
4	Mike Coburn at Rutgers (1st)	11/21/10
4	Al Nolen vs. Minnesota (1st)	12/2/09
4	Tony Bethel vs. NC State (1st)	2/8/06

BLOCKED SHOTS

6	Jarvis Varnado at Mississippi State (1st)....	12/13/07
6	Stephane Lasme at Massachusetts (2nd)	1/2/07
6	Cedric Simmons at NC State (1st)	12/18/05

TEAM RECORDS - NCAA TOURNAMENT

POINTS SCORED

89	vs. Houston	3/24/23
88	vs. Texas	3/26/23
85	vs. Indiana	3/19/23
80	vs. Missouri	3/14/02
79	vs. Auburn	3/20/22
79	vs. Buffalo	3/17/16

FIELD GOALS MADE

34	vs. Indiana	3/19/23
32	vs. Auburn	3/20/22
31	vs. Houston	3/24/23
29	vs. Texas	3/26/23
28	vs. St. Mary's	3/21/08

FIELD GOAL ATTEMPTS

76	vs. Purdue	3/14/99
70	vs. Indiana	3/19/23
68	vs. Missouri	3/14/02
66	vs. Auburn	3/20/22
63	vs. Marquette	3/28/13
63	vs. St. Mary's	3/21/08

FIELD GOAL PERCENTAGE

.592 (29-49)	vs. Texas	3/26/23
.553 (21-38)	vs. Wichita State	3/19/16
.532 (25-47)	vs. Villanova	3/24/16
.517 (31-60)	vs. Houston	3/24/23
.510 (26-51)	vs. Ohio State	3/19/00
.510 (25-49)	vs. Loyola Chicago	3/15/18

3-POINT FIELD GOALS MADE

12	vs. Pacific	3/22/13
11	vs. Houston	3/24/23
10	vs. Villanova	3/24/16
10	vs. Lafayette	3/12/99
10	vs. Tulsa	3/24/00

3-POINT FIELD GOALS ATTEMPTED

26	vs. Iowa State	3/25/22
26	vs. Marquette	3/28/13
25	vs. Houston	3/24/23
25	vs. Illinois	3/24/13
23	vs. Indiana	3/19/23
23	vs. Missouri	3/14/02

3-POINT FIELD GOAL PERCENTAGE

.625 (10-16)	vs. Lafayette	3/12/99
.588 (10-17)	vs. Villanova	3/24/16
.588 (10-17)	vs. Tulsa	3/24/00
.583 (7-12)	vs. Wichita State	3/19/16
.583 (7-12)	vs. Arkansas	3/17/00

FREE THROWS MADE

28	vs. Texas	3/26/23
28	vs. Missouri	3/14/02
26	vs. Buffalo	3/17/16
23	vs. Drake	3/17/23
22	vs. Arkansas	3/17/00

FREE THROWS ATTEMPTED

35	vs. Missouri	3/14/02
34	vs. Buffalo	3/17/16
32	vs. Texas	3/26/23
32	vs. Arkansas	3/17/00
29	vs. Drake	3/17/23

FREE-THROW PERCENTAGE

1.000 (12-12)	vs. Connecticut	4/1/23
.895 (17-19)	vs. Ohio State	3/19/00
.875 (28-32)	vs. Texas	3/26/23
.864 (19-22)	vs. Texas	3/23/08
.857 (18-21)	vs. Pacific	3/22/13
.842 (16-19)	vs. Houston	3/24/23
.810 (17-21)	vs. St. Mary's	3/21/08

REBOUNDS

48	vs. Indiana	3/19/23
47	vs. Lafayette	3/12/99
47	vs. St. Mary's	3/21/08
45	vs. Purdue	3/14/99
44	vs. Buffalo	3/17/16
44	vs. UCLA	3/13/98

ASSISTS

21	vs. Iowa State	3/25/22
20	vs. Lafayette	3/12/99
19	vs. Auburn	3/20/22
19	vs. Ohio State	3/19/00
17	vs. Arkansas	3/17/00

STEALS

12	vs. Southern Cal	3/18/22
12	vs. UCLA	3/13/98
11	vs. Iowa State	3/25/22
10	vs. Auburn	3/20/22
10	vs. Wichita State	3/19/16
10	vs. Lafayette	3/12/99

BLOCKED SHOTS

9	vs. Lafayette	3/12/99
7	vs. Iowa State	3/25/22
7	vs. Loyola Chicago	3/15/18
6	vs. Auburn	3/20/22
6	vs. Buffalo	3/17/16

INDIVIDUAL GAME RECORDS - NCAA TOURNAMENT

POINTS SCORED

38	Jack McClinton vs. St. Mary's	3/21/08
31	Johnny Hemsley vs. Lafayette	3/12/99
28	Angel Rodriguez vs. Wichita State	3/19/16
27	Jordan Miller vs. Texas	3/26/23
27	Isaiah Wong vs. Indiana	3/19/23
27	Kameron McGusty vs. Iowa State	3/25/22
26	Nijel Pack vs. Houston	3/24/23
26	Sheldon McClellan vs. Villanova	3/24/16

FIELD GOALS MADE

12	Jack McClinton vs. St. Mary's	3/21/08
10	Kameron McGusty vs. Iowa State	3/25/22
10	Kameron McGusty vs. Auburn	3/20/22
10	Johnny Hemsley vs. Lafayette	3/12/99
9	Jordan Miller vs. Indiana	3/19/23
9	Isaiah Wong vs. Indiana	3/19/23
9	Angel Rodriguez vs. Wichita State	3/19/16
9	Johnny Hemsley vs. Ohio State	3/19/00
8	Sheldon McClellan vs. Villanova	3/24/16

FIELD GOALS ATTEMPTS

21	Tim James vs. Purdue	3/14/99
19	Jack McClinton vs. St. Mary's	3/21/08
18	Kameron McGusty vs. Iowa State	3/25/22
18	Kameron McGusty vs. Auburn	3/20/22
18	Isaiah Wong vs. Auburn	3/20/22
18	Kameron McGusty vs. Southern Cal	3/18/22
17	Isaiah Wong vs. Indiana	3/19/23
17	Johnny Hemsley vs. UCLA	3/13/98

FIELD GOAL PERCENTAGE, MIN. 6 MADE

1.000 (7-7)	Jordan Miller vs. Texas	3/26/23
1.000 (6-6)	Jordan Miller vs. Iowa State	3/25/22
.857 (6-7)	Wooga Poplar vs. Texas	3/26/23
.818 (9-11)	Angel Rodriguez vs. Wichita State	3/19/16
.750 (9-12)	Johnny Hemsley vs. Lafayette	3/12/99
.750 (6-8)	Mario Bland vs. UCLA	3/13/98
.750 (6-8)	John Salmons vs. Arkansas	3/17/00

3-POINT FIELD GOALS MADE

9	Johnny Hemsley vs. Lafayette	3/12/99
7	Nijel Pack vs. Houston	3/24/23
5	Sheldon McClellan vs. Villanova	3/24/16
5	Rion Brown vs. Illinois	3/24/13
5	Durand Scott vs. Pacific	3/22/13
5	Johnny Hemsley vs. Arkansas	3/17/00

3-POINT FIELD GOALS ATTEMPTS

12	Johnny Hemsley vs. Lafayette	3/12/99
10	Nijel Pack vs. Houston	3/24/23
10	Rion Brown vs. Illinois	3/24/13
10	Johnny Hemsley vs. Arkansas	3/17/00
10	Jack McClinton vs. Texas	3/23/08
9	Johnny Hemsley vs. Ohio State	3/19/00
9	Marcus Barnes vs. Missouri	3/14/02

3-POINT FIELD GOAL PERCENTAGE, MIN. 5 MADE

.750 (9-12)	Johnny Hemsley vs. Lafayette	3/12/99
.714 (5-7)	Sheldon McClellan vs. Villanova	3/24/16
.700 (7-10)	Nijel Pack vs. Houston	3/24/23
.625 (5-8)	Durand Scott vs. Pacific	3/22/13
.500 (5-10)	Rion Brown vs. Illinois	3/24/13
.500 (5-10)	Johnny Hemsley vs. Arkansas	3/17/00

FREE THROWS MADE

13	Jordan Miller vs. Texas	3/26/23
13	Jack McClinton vs. St. Mary's	3/21/08
10	Sheldon McClellan vs. Buffalo	3/17/16
10	Darius Rice vs. Missouri	3/14/02
9	Isaiah Wong vs. Houston	3/24/23
9	Angel Rodriguez vs. Buffalo	3/17/16

FREE-THROW ATTEMPTS

13	Jordan Miller vs. Texas	3/26/23
13	Sheldon McClellan vs. Buffalo	3/17/16
11	Isaiah Wong vs. Houston	3/24/23
11	Angel Rodriguez vs. Buffalo	3/17/16
11	Jack McClinton vs. St. Mary's	3/21/08
11	Darius Rice vs. Missouri	3/14/02
10	Mario Bland vs. UCLA	3/13/98

FREE-THROW PERCENTAGE, MIN. 5 MADE

1.000 (13-13)	Jordan Miller vs. Texas	3/26/23
1.000 (11-11)	Jack McClinton vs. St. Mary's	3/21/08
1.000 (6-6)	Elton Tyler vs. Ohio State	3/19/00
1.000 (6-6)	John Salmons vs. Ohio State	3/19/00
1.000 (5-5)	Isaiah Wong vs. Indiana	3/19/23
1.000 (5-5)	Isaiah Wong vs. Connecticut	4/1/23
1.000 (5-5)	Isaiah Wong vs. Auburn	3/20/22
1.000 (5-5)	Shane Larkin vs. Pacific	3/22/13
.909 (10-11)	Darius Rice vs. Missouri	3/14/02

REBOUNDS

17	Norchad Omier vs. Indiana	3/19/23
14	Norchad Omier vs. Drake	3/17/23
13	Norchad Omier vs. Houston	3/24/23
13	Kamari Murphy vs. Buffalo	3/17/16
12	Davon Reed vs. Buffalo	3/17/16

ASSISTS

9	Charlie Moore vs. Iowa State	3/25/22
9	Shane Larkin vs. Pacific	3/22/13
8	Charlie Moore vs. Auburn	3/20/22
8	Angel Rodriguez vs. Buffalo	3/17/16
8	Vernon Jennings vs. Lafayette	3/12/99
8	Vernon Jennings vs. Arkansas	3/17/00
7	Vernon Jennings vs. UCLA	3/13/98
7	Vernon Jennings vs. Tulsa	3/24/00

STEALS

4	Kameron McGusty vs. Iowa State	3/25/22
4	Kameron McGusty vs. Auburn	3/20/22
4	Jordan Miller vs. Southern Cal	3/18/22
4	Charlie Moore vs. Southern Cal	3/18/22
4	Angel Rodriguez vs. Wichita State	3/19/16
4	Kevin Norris vs. UCLA	3/13/98
4	Johnny Hemsley vs. Lafayette	3/12/99
3	10 times	
	last by Norchad Omier vs. Connecticut	4/1/23

BLOCKED SHOTS

4	Sam Waardenburg vs. Southern Cal	3/18/22
4	Kamari Murphy vs. Buffalo	3/17/16
3	Sam Waardenburg vs. Iowa State	3/25/22
3	John Salmons vs. Lafayette	3/12/99
3	Jimmy Graham vs. Texas	3/23/08



INDIVIDUAL CAREER RECORDS - NCAA TOURNAMENT

POINTS SCORED (GAMES), YEARS IN NCAA

146	Isaiah Wong (9), 2022, 2023
114	Johnny Hemsley (6), 1998, 1999, 2000
113	Jordan Miller (9), 2022, 2023
77	Kameron McGusty (4), 2022
75	Mario Bland (6), 1998, 1999, 2000
70	John Salmons (6), 1999, 2000, 2002

FIELD GOALS MADE

48	Isaiah Wong (9), 2022, 2023
42	Jordan Miller (9), 2022, 2023
38	Johnny Hemsley (6), 1998, 1999, 2000
32	Kameron McGusty (4), 2022
29	Nijel Pack (5), 2023

FIELD GOAL ATTEMPTS

115	Isaiah Wong (9), 2022, 2023
85	Johnny Hemsley (6), 1998, 1999, 2000
73	Jordan Miller (9), 2022, 2023
71	Kameron McGusty (4), 2022
61	Nijel Pack (5), 2023

FIELD GOAL PERCENTAGE, MIN. 10 MADE

.575 (42-73)	Jordan Miller (9), 2022, 2023
.545 (18-33)	Sheldon McClellan (3), 2016
.542 (26-48)	John Salmons (6), 1999, 2000, 2002
.541 (20-37)	Angel Rodriguez (3), 2016
.524 (11-21)	Sam Waardenburg (5), 2018, 2022

3-POINT FIELD GOALS MADE

23	Johnny Hemsley (6), 1998, 1999, 2000
15	Nijel Pack (5), 2023
10	Isaiah Wong (9), 2022, 2023
9	Angel Rodriguez (3), 2016
9	Rion Brown (3), 2013

3-POINT FIELD GOALS ATTEMPTS

47	Johnny Hemsley (6), 1998, 1999, 2000
33	Nijel Pack (5), 2023
30	Isaiah Wong (9), 2022, 2023
23	Wooga Poplar (9), 2022, 2023
21	Rion Brown (3), 2013

3-POINT FIELD GOAL PERCENTAGE, MIN. 6 MADE

.600 (9-15)	Angel Rodriguez (3), 2016
.538 (7-13)	Sheldon McClellan (3), 2016
.489 (23-47)	Johnny Hemsley (6), 1998, '99, 2000
.462 (6-13)	Durand Scott (3), 2013
.455 (15-33)	Nijel Pack (5), 2023
.438 (7-16)	Jack McClinton (2), 2008

FREE THROWS MADE

40	Isaiah Wong (9), 2022, 2023
28	Jordan Miller (9), 2022, 2023
23	Mario Bland (6), 1998, 1999, 2000
21	Sheldon McClellan (3), 2016
18	Elton Tyler (7), 1998, 1999, 2000, 2002

FREE THROWS ATTEMPTS

46	Isaiah Wong (9), 2022, 2023
35	Jordan Miller (9), 2022, 2023
34	Mario Bland (6), 1998, 1999, 2000
27	Sheldon McClellan (3), 2016
22	Elton Tyler (7), 1998, 1999, 2000, 2002

FREE-THROW PERCENTAGE, MIN. 9 MADE

1.000 (15-15)	Jack McClinton (2), 2008
.909 (10-11)	Darius Rice (1), 2002
.900 (9-10)	Nijel Pack (5), 2023
.900 (9-10)	Johnny Hemsley (6), 1998, 1999, 2000
.900 (9-10)	Durand Scott (3), 2013
.889 (16-18)	Norchad Omier (5), 2023
.870 (40-46)	Isaiah Wong (9), 2022, 2023

REBOUNDS

60	Norchad Omier (5), 2023
50	Jordan Miller (9), 2022, 2023
50	Mario Bland (6), 1998, 1999, 2000
41	Isaiah Wong (9), 2022, 2023
36	Elton Tyler (7), 1998, 1999, 2000, 2002

ASSISTS

39	Vernon Jennings (6), 1998, 1999, 2000
24	Charlie Moore (4), 2022
18	Shane Larkin (3), 2013
17	Jordan Miller (9), 2023
17	Angel Rodriguez (3), 2016
17	John Salmons (6), 1999, 2000, 2002

STEALS

16	Isaiah Wong (9), 2022, 2023
11	Vernon Jennings (6), 1998, 1999, 2000
10	Kameron McGusty (4), 2022
10	Charlie Moore (4), 2022
9	Jordan Miller (9), 2022, 2023
9	Norchad Omier (5), 2023
9	Angel Rodriguez (3), 2016
9	Johnny Hemsley (6), 1998, 1999, 2000

BLOCKED SHOTS

12	Sam Waardenburg (5), 2018, 2022
10	Jordan Miller (9), 2022, 2023
7	John Salmons (6), 1999, 2000, 2002
6	Kamari Murphy (3), 2016
5	Tim James (3), 1998, 1999
5	Jimmy Graham (2), 2008



OPPONENT TEAM RECORDS - NCAA TOURNAMENT

POINTS SCORED

93	Missouri.....	3/14/02
92	Villanova.....	3/24/16
81	Texas.....	3/26/23
80	Tulsa.....	3/24/00
78	Michigan State.....	3/17/17

FIELD GOALS MADE

32	Villanova.....	3/24/16
30	Texas.....	3/26/23
30	Michigan State.....	3/17/17
29	Kansas.....	3/27/22
28	Connecticut.....	4/1/23

FIELD GOAL ATTEMPTS

69	Auburn.....	3/20/22
68	Iowa State.....	3/25/22
64	Houston.....	3/24/23
63	Indiana.....	3/19/23
61	Illinois.....	3/24/13
61	Missouri.....	3/14/02

FIELD GOAL PERCENTAGE

.627 (32-51)	Villanova.....	3/24/16
.579 (22-38)	Purdue.....	3/14/99
.566 (30-53)	Michigan State.....	3/17/17
.540 (27-50)	Marquette.....	3/28/13
.500 (30-60)	Texas.....	3/26/23
.500 (29-58)	Kansas.....	3/27/22

3-POINT FIELD GOALS MADE

13	Texas.....	3/28/08
10	Texas.....	3/26/23
10	Villanova.....	3/24/16
10	Buffalo.....	3/17/16
9	Connecticut.....	4/1/23
9	Houston.....	3/24/23
9	Southern Cal.....	3/18/22
9	Pacific.....	3/22/13
9	Arkansas.....	3/17/00

3-POINT FIELD GOAL ATTEMPTS

31	Houston.....	3/24/23
27	Illinois.....	3/24/13
26	Connecticut.....	4/1/23
26	Auburn.....	3/20/22
26	Buffalo.....	3/17/16
26	Pacific.....	3/22/13
26	Lafayette.....	3/12/99
26	Arkansas.....	3/17/00
26	Texas.....	3/23/08

3-POINT FIELD GOAL PERCENTAGE

.667 (10-15)	Villanova.....	3/24/16
.500 (3-6)	Marquette.....	3/28/13
.500 (13-26)	Texas.....	3/23/08

.450 (9-20)	Southern Cal.....	3/18/22
.412 (7-17)	Missouri.....	3/14/02

FREE THROWS MADE

34	Missouri.....	3/14/02
24	Purdue.....	3/14/99
24	Tulsa.....	3/24/00
18	Houston.....	3/24/23
18	Villanova.....	3/24/16
18	Ohio State.....	3/19/00

FREE-THROW ATTEMPTS

43	Missouri.....	3/14/02
37	Purdue.....	3/14/99
37	Tulsa.....	3/24/00
26	Kansas.....	3/27/22
26	Ohio State.....	3/19/00

FREE-THROW PERCENTAGE

.947 (18-19)	Villanova.....	3/24/16
.900 (18-20)	Houston.....	3/24/23
.857 (12-14)	Michigan State.....	3/17/17
.857 (6-7)	Illinois.....	3/24/13
.791 (34-43)	Missouri.....	3/14/02

REBOUNDS

48	Missouri.....	3/14/02
47	Auburn.....	3/20/22
42	Iowa State.....	3/25/22
41	Connecticut.....	4/1/23
41	Kansas.....	3/27/22
41	Tulsa.....	3/24/00
41	Texas.....	3/23/08

ASSISTS

20	Texas.....	3/26/23
19	Connecticut.....	4/1/23
19	Loyola Chicago.....	3/15/18
18	Kansas.....	3/27/22
18	Southern Cal.....	3/18/22
18	Michigan State.....	3/17/17
18	Purdue.....	3/14/99

STEALS

13	UCLA.....	3/13/99
12	Lafayette.....	3/12/99
10	Tulsa.....	3/24/00
10	Wichita State.....	3/19/16

BLOCKED SHOTS

8	Auburn.....	3/20/22
7	Indiana.....	3/19/23
7	Texas.....	3/23/08
6	Arkansas.....	3/17/00
5	Connecticut.....	4/1/23
5	Purdue.....	3/14/99



INDIVIDUAL OPPONENT GAME RECORDS - NCAA TOURNAMENT

POINTS SCORED

26	A.J. Abrams, Texas.....	3/23/08
26	J.R. Henderson, UCLA.....	3/13/98
24	Patrick Mills, St. Mary's.....	3/21/08
23	Trayce Jackson-Davis, Indiana.....	3/19/23
21	Adama Sanogo, Connecticut.....	4/1/23
21	Ryan Arcidiacono, Villanova.....	3/24/16
21	Kris Jenkins, Villanova.....	3/24/16
21	Toby Bailey, UCLA.....	3/13/98

FIELD GOALS MADE

11	J.R. Henderson, UCLA.....	3/13/98
9	Adama Sanogo, Connecticut.....	4/1/23
9	Darnell Brodie, Drake.....	3/17/23
8	Jalen Hood-Schifino, Indiana.....	3/19/23
8	Ochai Agbaji, Kansas.....	3/27/22
8	Nick Ward, Michigan State.....	3/17/17
8	Miles Bridges, Michigan State.....	3/17/17
8	Kris Jenkins, Villanova.....	3/24/16
8	Brandon Paul, Illinois.....	3/24/13
8	Patrick Mills, St. Mary's.....	3/21/08

FIELD GOAL ATTEMPTS

22	Jalen Hood-Schifino, Indiana.....	3/19/23
21	Patrick Mills, St. Mary's.....	3/21/08
20	Brandon Paul, Illinois.....	3/24/13
17	J.R. Henderson, UCLA.....	3/13/98
17	Scoonie Penn, Ohio State.....	3/19/00

FIELD GOAL PERCENTAGE, MIN. 5 MADE

.889 (8-9)	Nick Ward, Michigan State.....	3/17/17
.800 (8-10)	Kris Jenkins, Villanova.....	3/24/16
.818 (9-11)	Adama Sanogo, Connecticut.....	4/1/23
.750 (6-8)	Greg McQuay, Purdue.....	3/14/99
.714 (5-7)	Davante Gardner, Marquette.....	3/28/13
.714 (5-7)	Brian Cardinal, Purdue.....	3/14/99

3-POINT FIELD GOALS MADE

6	Patrick Mills, St. Mary's.....	3/21/08
6	A.J. Abrams, Texas.....	3/23/08
6	Travis Fulton, Pacific.....	3/22/13
5	Kris Jenkins, Villanova.....	3/24/16
4	Sardar Calhoun, Drake.....	3/17/23
4	Brian Cardinal, Purdue.....	3/14/99
4	Tyler Griffey, Illinois.....	3/24/13
4	Clayton Custer, Loyola Chicago.....	3/15/18

3-POINT FIELD GOAL ATTEMPTS

14	Patrick Mills, St. Mary's.....	3/21/08
11	Jalen Hood-Schifino, Indiana.....	3/19/23
11	Tucker DeVries, Drake.....	3/17/23
10	D.J. Richardson, Illinois.....	3/24/13
10	Travis Fulton, Pacific.....	3/22/13
10	A.J. Abrams, Texas.....	3/23/08

3-POINT FIELD GOAL PCT., MIN. 4 MADE

.833 (5-6)	Kris Jenkins, Villanova.....	3/24/16
.800 (4-5)	Sardar Calhoun, Drake.....	3/17/23
.800 (4-5)	Brian Cardinal, Purdue.....	3/14/99
.667 (4-6)	Tyler Griffey, Illinois.....	3/24/13
.667 (4-6)	Nick Perkins, Buffalo.....	3/17/16
.667 (4-6)	Clayton Custer, Loyola Chicago.....	3/15/18

FREE THROWS MADE

10	Clarence Gilbert, Missouri.....	3/14/02
9	Trayce Jackson-Davis, Indiana.....	3/19/23
7	Toby Bailey, UCLA.....	3/13/98
7	Alan Eldridge, Purdue.....	3/14/99
7	Brandon Kurtz, Tulsa.....	3/24/00

FREE-THROW ATTEMPTS

12	Brandon Kurtz, Tulsa.....	3/24/00
11	Trayce Jackson-Davis, Indiana.....	3/19/23
11	Clarence Gilbert, Missouri.....	3/14/02
10	Alan Eldridge, Purdue.....	3/14/99
9	J.R. Henderson, UCLA.....	3/13/98
9	Toby Bailey, UCLA.....	3/13/98

FREE-THROW PERCENTAGE, MIN. 6 MADE

1.000 (6-6)	Jarace Walker, Houston.....	3/24/23
1.000 (6-6)	A.J. Abrams, Texas.....	3/23/08
1.000 (6-6)	Rickey Paulding, Missouri.....	3/14/02
.909 (10-11)	Clarence Gilbert, Missouri.....	3/14/02
.778 (7-9)	Toby Bailey, UCLA.....	3/13/98

REBOUNDS

16	Damion James, Texas.....	3/23/08
15	Jabari Smith, Auburn.....	3/20/22
12	Nnanna Egwu, Illinois.....	3/24/13
12	Daimon Simpson, St. Mary's.....	3/21/08
11	Jarace Walker, Houston.....	3/24/23
11	Jalen Wilson, Kansas.....	3/27/22
11	Trent Lockett, Marquette.....	3/28/13
11	Toby Bailey, UCLA.....	3/13/98
11	Travon Bryant, Missouri.....	3/14/02

ASSISTS

8	Tristen Newton, Connecticut.....	4/1/23
8	Evan Mobley, Southern Cal.....	3/18/22
8	D.J. Augustin, Texas.....	3/23/08
8	Ben Richardson, Loyola Chicago.....	3/15/18
7	Roman Penn, Drake.....	3/17/23
7	Tyrese Hunter, Iowa State.....	3/25/22
7	Toby Bailey, UCLA.....	3/13/98
7	Tony Mayfield, Purdue.....	3/14/99
7	Kareem Rush, Missouri.....	3/14/02

STEALS

5	Trey Galloway, Indiana.....	3/19/23
4	Ochai Agbaji, Kansas.....	3/27/22
4	Fred VanVleet, Wichita State.....	3/19/16
4	Brian Cardinal, Purdue.....	3/14/99
4	Scoonie Penn, Ohio State.....	3/19/00
4	Eric Coley, Tulsa.....	3/24/00
4	Toby Bailey, UCLA.....	3/13/98

BLOCKED SHOTS

5	Trayce Jackson-Davis, Indiana.....	3/19/23
4	Jarace Walker, Houston.....	3/24/23
4	Alonzo Lane, Arkansas.....	3/17/00
4	Ken Johnson, Ohio State.....	3/19/00
3	Jabari Smith, Auburn.....	3/20/22
3	Derrick Wilson, Marquette.....	3/28/13
3	Colin Beatty, Pacific.....	3/22/13
3	Diamon Simpson, St. Mary's.....	3/21/08
3	Damion James, Texas.....	3/23/08
3	Connor Atchley, Texas.....	3/23/08
3	Eric Coley, Tulsa.....	3/24/00



TEAM RECORDS - NIT

POINTS

96	vs. Providence	3/19/63
85	vs. Florida Atlantic	3/16/11
81	vs. Missouri State	3/21/11
LOW:		
53	vs. Creighton	3/20/06

FIELD GOALS MADE

41	vs. Providence	3/19/63
30	vs. Florida Atlantic	3/16/11
30	vs. St. Francis Brooklyn	3/16/63
LOW:		
19	at Richmond	3/24/15

FIELD GOALS ATTEMPTS

94	vs. Providence	3/19/63
63	vs. St. Joseph's	3/12/64
LOW:		
44	NC Central	3/17/15
44	vs. Creighton	3/20/06

FIELD GOAL PERCENTAGE

.600 (30-50)	vs. Florida Atlantic	3/16/11
.500 (26-52)	vs. Missouri State	3/21/11
.500 (22-44)	NC Central	3/17/15
LOW:		
.311 (19-61)	at Richmond	3/24/15

THREE-POINT FG MADE*

13	vs. South Carolina	3/15/05
10	vs. Valparaiso	3/14/12
10	vs. Providence	3/18/09
LOW:		
2	at Richmond	3/24/15
2	vs. Alabama	3/23/11

THREE-POINT FG ATTEMPTS*

27	vs. Providence	3/18/09
27	vs. South Carolina	3/15/05
25	vs. Minnesota	3/19/12
25	vs. Florida	3/20/09
25	vs. Penn State	3/15/95
LOW:		
12	vs. Michigan	3/13/97

3-POINT FIELD GOAL PERCENTAGE

.500 (8-16)	NC Central	3/17/15
.481 (13-27)	vs. South Carolina	3/15/05
.455 (10-22)	vs. Valparaiso	3/14/12
LOW:		
.125 (2-16)	at Richmond	3/24/15

FREE THROWS MADE

30	vs. St. Joseph's	3/12/64
23	at Richmond	3/24/15
23	NC Central	3/17/15
LOW:		
4	vs. Valparaiso	3/14/12

FREE THROWS ATTEMPTED

40	vs. St. Joseph's	3/12/64
28	at Richmond	3/24/15
27	Alabama	3/21/15
LOW:		
6	vs. Valparaiso	3/14/12
6	vs. Michigan	3/22/06

FREE-THROW PERCENTAGE

.920 (23-25)	NC Central	3/17/15
.875 (21-24)	vs. Missouri State	3/21/11
.857 (18-21)	vs. Providence	3/18/09
LOW:		
.583 (7-12)	vs. Florida	3/20/09

REBOUNDS

55	vs. Providence	3/19/63
47	at Richmond	3/24/15
45	vs. Temple	3/31/15
LOW:		
15	vs. St. Joseph's	3/12/64

ASSISTS**

16	vs. Valparaiso	3/14/12
16	vs. Providence	3/18/09
15	Alabama	3/21/15
15	vs. Auburn	3/14/01
LOW:		
3	vs. St. Joseph's	3/12/64

STEALS*

14	vs. Oklahoma State	3/15/06
11	vs. Auburn	3/14/01
9	vs. Minnesota	3/19/12
LOW:		
1	vs. Florida Atlantic	3/16/11

TURNOVERS*

19	vs. Alabama	3/23/11
19	vs. Providence	3/18/09
18	vs. Penn State	3/15/95
LOW:		
7	at Richmond	3/24/15
7	vs. Florida Atlantic	3/16/11
7	vs. South Carolina	3/15/05

BLOCKED SHOTS*

8	vs. Stanford	4/2/15
8	vs. Temple	3/31/15
5	vs. Missouri State	3/21/11
5	vs. Michigan	3/22/06
LOW:		
0	at Richmond	3/24/15
0	vs. Alabama	3/23/11

FOULS

26	vs. Penn State	3/15/95
23	vs. Providence	3/19/63
21	vs. Florida Atlantic	3/16/11
21	vs. Providence	3/18/09
21	vs. St. Joseph's	3/12/64
LOW:		
9	vs. Valparaiso	3/14/12

* Stats not kept in 1963 or 1964

**Stats begin in 1964

INDIVIDUAL GAME RECORDS - NIT

POINTS SCORED

35	Rick Barry vs. St. Joseph's.....	3/12/64
29	Mike McCoy vs. St. Francis Brooklyn.....	3/16/63
25	Clifton Clark vs. Michigan.....	3/13/97
25	Jack McClinton vs. Providence.....	3/18/09
23	Robert Hite vs. South Carolina.....	3/15/05
23	Malcolm Grant vs. Florida Atlantic.....	3/16/11

FIELD GOALS MADE

13	Mike McCoy vs. St. Francis Brooklyn.....	3/16/63
11	Clifton Clark vs. Michigan.....	3/13/97
9	Jack McClinton vs. Providence.....	3/18/09
8	Carl Stavreti vs. Providence.....	3/19/63
8	Ken Allen vs. Providence.....	3/19/63
8	Rick Barry vs. St. Joseph's.....	3/12/64
8	Guillermo Diaz vs. South Carolina.....	3/15/05
8	Robert Hite vs. South Carolina.....	3/15/05
8	Guillermo Diaz vs. Michigan.....	3/22/06

FIELD GOALS ATTEMPTS

24	Mike McCoy vs. St. Francis Brooklyn.....	3/16/63
21	Clifton Clark vs. Michigan.....	3/13/97
21	Jack McClinton vs. Providence.....	3/18/09
20	Robert Hite vs. Oklahoma State.....	3/15/06
19	Ken Allen vs. Providence.....	3/19/63
19	Robert Hite vs. South Carolina.....	3/15/05

FIELD GOAL PERCENTAGE, MIN. 5 MADE

.750 (6-8)	Reggie Johnson vs. Alabama.....	3/23/11
.714 (5-7)	Raymond Hicks vs. Michigan.....	3/22/06
.700 (7-10)	Reggie Johnson vs. Florida Atlantic.....	3/16/11
.667 (6-9)	Dwayne Collins vs. Florida.....	3/20/09
.667 (6-9)	Constantin Popa vs. Penn State.....	3/15/95

3-POINT FIELD GOALS MADE

7	Jack McClinton vs. Providence.....	3/18/09
5	Robert Hite vs. South Carolina.....	3/15/05
4	Guillermo Diaz vs. South Carolina.....	3/15/05
4	Anthony Harris vs. South Carolina.....	3/15/05
4	Robert Hite vs. Creighton.....	3/20/06
4	Guillermo Diaz vs. Michigan.....	3/22/06
4	Adrian Thomas vs. Missouri State.....	3/21/11
4	Rion Brown vs. Valparaiso.....	3/14/12

3-POINT FG ATTEMPTS

14	Jack McClinton vs. Providence.....	3/18/09
10	Guillermo Diaz vs. South Carolina.....	3/15/05
10	Robert Hite vs. South Carolina.....	3/15/05
10	Guillermo Diaz vs. Michigan.....	3/22/06
9	Steven Edwards vs. Penn State.....	3/15/95
9	Jack McClinton vs. Florida.....	3/20/09
9	Adrian Thomas vs. Missouri State.....	3/21/11

3-POINT FG PERCENTAGE, MIN. 4 MADE

.571 (4-7)	Rion Brown vs. Valparaiso.....	3/14/12
.571 (4-7)	Anthony Harris vs. South Carolina.....	3/15/05
.500 (7-14)	Jack McClinton vs. Providence.....	3/18/09
.500 (5-10)	Robert Hite vs. South Carolina.....	3/15/05
.500 (4-8)	Robert Hite vs. Creighton.....	3/20/06
.444 (4-9)	Adrian Thomas vs. Missouri State.....	3/21/11

FREE THROWS MADE

19	Rick Barry vs. St. Joseph's.....	3/12/64
10	Manu Lecomte vs. NC Central.....	3/17/15
10	Durand Scott vs. Florida Atlantic.....	3/16/11
9	Davon Reed vs. Alabama.....	3/21/15
8	Davon Reed at Richmond.....	3/24/15
8	Guillermo Diaz vs. Oklahoma State.....	3/15/06
8	Malcolm Grant vs. Florida Atlantic.....	3/16/11

FREE THROWS ATTEMPTED

22	Rick Barry vs. St. Joseph's.....	3/12/64
14	Davon Reed vs. Alabama.....	3/21/15
11	Davon Reed at Richmond.....	3/24/15
11	Manu Lecomte vs. NC Central.....	3/17/15
11	Malcolm Grant vs. Florida Atlantic.....	3/16/11

FREE-THROW PERCENTAGE, MIN. 6 MADE

1.000 (10-10)	Durand Scott vs. Florida Atlantic.....	3/16/11
1.000 (6-6)	Manu Lecomte vs. Alabama.....	3/21/15
1.000 (6-6)	Reggie Johnson vs. Minnesota.....	3/19/12
90.9 (10-11)	Manu Lecomte vs. NC Central.....	3/17/15
.875 (7-8)	Durand Scott vs. Alabama.....	3/23/11
.864 (19-22)	Rick Barry vs. St. Joseph's.....	3/12/64

REBOUNDS

20	Jack Spisak vs. Providence.....	3/19/63
20	Rick Barry vs. St. Joseph's.....	3/12/64
20	Reggie Johnson vs. Florida Atlantic.....	3/16/11
15	James Jones vs. Auburn.....	3/14/01
13	Jack Spisak vs. St. Francis Brooklyn.....	3/16/63

ASSISTS

6	Davon Reed vs. NC Central.....	3/17/15
5	Vernon Jennings vs. Georgetown.....	3/6/97
5	Michael Simmons vs. Auburn.....	3/14/01
5	Guillermo Diaz vs. South Carolina.....	3/15/05
5	Denis Clemente vs. Oklahoma State.....	3/15/06
5	Guillermo Diaz vs. Creighton.....	3/20/06
5	James Dews vs. Providence.....	3/18/09

STEALS

6	John Salmons vs. Auburn.....	3/14/01
4	Robert Hite vs. Oklahoma State.....	3/15/06
3	DeQuan Jones vs. Minnesota.....	3/19/12
3	Kevin Norris vs. Michigan.....	3/13/97
3	Anthony King vs. Oklahoma State.....	3/15/06
3	Gary Hamilton vs. Oklahoma State.....	3/15/06
3	Guillermo Diaz vs. Oklahoma State.....	3/15/06
3	Adrian Thomas vs. Florida.....	3/20/09
3	DeQuan Jones vs. Alabama.....	3/23/11

BLOCKED SHOTS

4	Anthony King vs. Michigan.....	3/22/06
3	Omar Sherman vs. Stanford.....	4/2/15
3	Davon Reed vs. Temple.....	3/31/15
3	Anthony King vs. South Carolina.....	3/15/05
3	DeQuan Jones vs. Missouri State.....	3/21/11
3	Reggie Johnson vs. Valparaiso.....	3/14/12

INDIVIDUAL CAREER RECORDS - NIT

POINTS SCORED (GAMES)

73	Robert Hite (4).....	2005, 2006
68	Guillermo Diaz (4).....	2005, 2006
66	Sheldon McClellan (5).....	2015
58	Durand Scott (3).....	2011
58	Rick Barry (3).....	1963, 1964

FIELD GOALS MADE

27	Robert Hite (4).....	2005, 2006
24	Guillermo Diaz (4).....	2005, 2006
23	Reggie Johnson (5).....	2011, 2012
21	Sheldon McClellan (5).....	2015
20	Mike McCoy (2).....	1963

FIELD GOAL ATTEMPTS

67	Robert Hite (4).....	2005, 2006
55	Guillermo Diaz (4).....	2005, 2006
53	Sheldon McClellan (5).....	2015
41	Rick Barry (3).....	1963, 1964
38	Reggie Johnson (5).....	2011, 2012
38	Malcolm Grant (5).....	2011, 2012

FIELD GOAL PERCENTAGE, MIN. 9 MADE

.818 (9-11)	Julian Gamble (5).....	2009, 2011
.605 (23-38)	Reggie Johnson (5).....	2011, 2012
.555 (10-18)	DeQuan Jones (7).....	2009, 2011, 2012
.541 (20-37)	Mike McCoy (2).....	1963
.523 (11-21)	Clifton Clark (1).....	1997

3-POINT FIELD GOALS MADE

14	Robert Hite (4).....	2005, 2006
10	Guillermo Diaz (4).....	2005, 2006
10	Jack McClinton (2).....	2009
8	Adrian Thomas (6).....	2006, 2009, 2011
7	Deandre Burnett (5).....	2015
7	Rion Brown (5).....	2011, 2012
7	Malcolm Grant (5).....	2011, 2012

3-POINT FIELD GOALS ATTEMPTED

33	Robert Hite (4).....	2005, 2006
28	Adrian Thomas (6).....	2006, 2009, 2011
27	Guillermo Diaz (4).....	2005, 2006
24	Malcolm Grant (5).....	2011, 2012
23	Jack McClinton (2).....	2009

3-POINT FIELD GOAL PCT, MIN. 4 MADE

.435 (10-23)	Jack McClinton (2).....	2009
.424 (14-33)	Robert Hite (4).....	2005, 2006
.417 (5-12)	Anthony Harris (3).....	2006
.370 (10-27)	Guillermo Diaz (4).....	2005, 2006
.350 (7-20)	Deandre Burnett (5).....	2015
.350 (7-20)	Rion Brown (5).....	2011, 2012

FREE THROWS MADE

26	Davon Reed (5).....	2015
24	Rick Barry (3).....	1963, 1964
23	Durand Scott (3).....	2011
19	Manu Lecomte (5).....	2015
18	Sheldon McClellan (5).....	2015

FREE THROWS ATTEMPTED

37	Davon Reed (5).....	2015
31	Rick Barry (3).....	1963, 1964
26	Durand Scott (3).....	2011
22	Rick Barry (1).....	1964
21	Manu Lecomte (5).....	2015

FREE-THROW PERCENTAGE, MIN. 10 MADE

.909 (10-11)	Reggie Johnson (5).....	2011, 2012
.905 (19-21)	Manu Lecomte (5).....	2015
.900 (18-20)	Sheldon McClellan (5).....	2015
.885 (23-26)	Durand Scott (3).....	2011
.774 (24-31)	Rick Barry (3).....	1963, 1964

REBOUNDS

49	Reggie Johnson (5).....	2011, 2012
38	Rick Barry (3).....	1963, 1964
35	Davon Reed (5).....	2015
33	Jack Spisak (2).....	1963
30	Tonye Jekiri (4).....	2015

ASSISTS

19	Davon Reed (5).....	2015
14	Guillermo Diaz (4).....	2005, 2006
10	Durand Scott (3).....	2011
10	Malcolm Grant (5).....	2011, 2012
8	Ja'Quan Newton (5).....	2015
8	Reggie Johnson (5).....	2011, 2012
8	Denis Clemente (3).....	2006

STEALS

8	DeQuan Jones, (7).....	2009, 2011, 2012
6	John Salmons (1).....	2001
6	Guillermo Diaz (4).....	2005, 2006
6	Anthony King (3).....	2006
6	Gary Hamilton (3).....	2006

BLOCKED SHOTS

10	Anthony King (3).....	2006
5	Davon Reed (5).....	2015
5	Omar Sherman (5).....	2015
5	Reggie Johnson (5).....	2011, 2012
4	Ivan Cruz Uceda (5).....	2015
4	DeQuan Jones (7).....	2009, 2011, 2012



OPPONENT TEAM RECORDS - NIT

POINTS

106	vs. Providence.....	3/19/63
86	vs. St. Joseph's.....	3/12/64
79	at Alabama.....	3/23/11

LOW:

50	Valparaiso.....	3/14/12
----	-----------------	---------

FIELD GOALS MADE

39	vs. Providence.....	3/19/63
37	vs. St. Joseph's.....	3/12/64
30	at Alabama.....	3/23/11

LOW:

17	at Penn State.....	3/15/95
----	--------------------	---------

FIELD GOALS ATTEMPTS

85	vs. Providence.....	3/19/63
75	vs. St. Joseph's.....	3/12/64
66	vs. Stanford.....	4/2/15
66	Missouri State.....	3/21/11

LOW:

45	Oklahoma State.....	3/15/06
----	---------------------	---------

FIELD GOAL PERCENTAGE

.596 (28-47)	at Michigan.....	3/13/97
.583 (28-48)	Minnesota.....	3/19/12
.545 (30-55)	at Alabama.....	3/23/11

LOW:

.302 (19-63)	vs. Temple.....	3/31/15
--------------	-----------------	---------

THREE-POINT FG MADE*

13	Missouri State.....	3/21/11
10	at Florida.....	3/20/09
8	NC Central.....	3/17/15
8	at Providence.....	3/18/09
8	at Michigan.....	3/22/06
8	at Creighton.....	3/20/06

LOW:

2	vs. Temple.....	3/31/15
---	-----------------	---------

THREE-POINT FG ATTEMPTS*

29	Missouri State.....	3/21/11
27	at Alabama.....	3/21/15
27	Valparaiso.....	3/14/12
27	at Florida.....	3/20/09
27	at Providence.....	3/18/09
27	at Creighton.....	3/20/06

LOW:

12	at Michigan.....	3/13/97
----	------------------	---------

3-POINT FIELD GOAL PERCENTAGE, MIN. 4 MADE

.533 (8-15)	at Michigan.....	3/22/06
.500 (6-12)	at Michigan.....	3/13/97
.471 (8-17)	NC Central.....	3/17/15

LOW:

.105 (2-19)	vs. Temple.....	3/31/15
-------------	-----------------	---------

FREE THROWS MADE

28	vs. Providence.....	3/19/63
24	at Penn State.....	3/15/95
21	at Michigan.....	3/22/06

LOW:

6	at Creighton.....	3/20/06
---	-------------------	---------

FREE THROWS ATTEMPTED

34	vs. Providence.....	3/19/63
29	at Penn State.....	3/15/95
27	at Providence.....	3/18/09

LOW:

8	at Creighton.....	3/20/06
---	-------------------	---------

FREE-THROW PERCENTAGE

.955 (21-22)	at Michigan.....	3/22/06
.842 (16-19)	Minnesota.....	3/19/12
.828 (24-29)	at Penn State.....	3/15/95

LOW:

.556 (10-18)	at South Carolina.....	3/15/05
--------------	------------------------	---------

REBOUNDS

60	vs. St. Joseph's.....	3/12/64
46	vs. Providence.....	3/19/63
45	vs. Stanford.....	4/2/15

LOW:

21	NC Central.....	3/17/15
----	-----------------	---------

ASSISTS**

20	at Florida.....	3/20/09
17	at Michigan.....	3/13/97
15	at Creighton.....	3/20/06

LOW:

6	Florida Atlantic.....	3/16/11
---	-----------------------	---------

6	vs. St. Joseph's.....	3/12/64
---	-----------------------	---------

STEALS*

13	at Alabama.....	3/23/11
10	at Auburn.....	3/14/01
10	at Penn State.....	3/15/95

LOW:

2	Minnesota.....	3/19/12
---	----------------	---------

2	at Creighton.....	3/20/06
---	-------------------	---------

2	at South Carolina.....	3/15/05
---	------------------------	---------

TURNOVERS*

22	Oklahoma State.....	3/15/06
19	at Auburn.....	3/14/01
18	Minnesota.....	3/19/12

LOW:

6	vs. Temple.....	3/31/15
---	-----------------	---------

6	at Alabama.....	3/21/15
---	-----------------	---------

BLOCKED SHOTS*

15	at Auburn.....	3/14/01
7	vs. Temple.....	3/31/15
7	at Alabama.....	3/23/11

7	at Michigan.....	3/13/97
---	------------------	---------

LOW:

0	NC Central.....	3/17/15
---	-----------------	---------

0	Valparaiso.....	3/14/12
---	-----------------	---------

0	at Florida.....	3/20/09
---	-----------------	---------

FOULS*

25	vs. St. Joseph's.....	3/12/64
22	at Alabama.....	3/23/11

LOW:

9	at Michigan.....	3/22/06
---	------------------	---------

9	at Creighton.....	3/20/06
---	-------------------	---------

**Stats began in 1964

*Stats not kept in 1963 or 1964



OPPONENT INDIVIDUAL GAME RECORDS - NIT

POINTS SCORED

38	Ray Flynn, Providence.....	3/19/63
30	Steve Courtin, St. Joseph's	3/12/64
26	Jimmy Stone, Providence.....	3/19/63
26	Adam Leonard, Missouri State	3/21/11

FIELD GOALS MADE

16	Ray Flynn, Providence.....	3/19/63
13	Steve Courtin, St. Joseph's	3/12/64
11	Jordan Parks, NC Central.....	3/17/15

FIELD GOALS ATTEMPTED

26	Ray Flynn, Providence.....	3/19/63
19	Jimmy Stone, Providence.....	3/19/63
19	Steve Courtin, St. Joseph's	3/12/64

FIELD GOAL PERCENTAGE, MIN. 5 MADE

.900 (9-10)	Rodney Williams, Minnesota	3/19/12
.857 (6-7)	John Amaechi, Penn State.....	3/15/95
.846 (11-13)	Jordan Parks, NC Central.....	3/17/15

3-POINT FIELD GOALS MADE

7	Adam Leonard, Missouri State	3/21/11
4	Johnny Mathies, Creighton.....	3/20/06
4	Jimmy Motz, Creighton.....	3/20/06
4	Brian McKenzie, Providence.....	3/18/09
4	Nick Calathes, Florida.....	3/20/09
4	Kyle Weems, Missouri State.....	3/21/11
4	Julian Welch, Minnesota.....	3/19/12

3-POINT FIELD GOALS ATTEMPTED

11	Johnny Mathies, Creighton.....	3/20/06
11	Kyle Weems, Missouri State.....	3/21/11
10	Pete Lisicky, Penn State.....	3/15/95

3-POINT FIELD GOAL PERCENTAGE, MIN. 4 MADE

1.000 (4-4)	Julian Welch, Minnesota	3/19/12
.875 (7-8)	Adam Leonard, Missouri State.....	3/21/11
.667 (4-6)	Jimmy Motz, Creighton	3/20/06

FREE THROWS MADE

10	Lester Abram, Michigan.....	3/22/06
9	John Amaechi, Penn State	3/15/95
9	Weyinmi Efejuku, Providence.....	3/18/09

FREE THROWS ATTEMPTED

12	Jonathan Kale, Providence.....	3/18/09
10	Nimrod Hilliard, NC Central	3/17/15
10	James Raftery, St. Francis Brooklyn.....	3/16/63
10	Jimmy Stone, Providence.....	3/19/63
10	John Amaechi, Penn State	3/15/95
10	Lester Abram, Michigan.....	3/22/06
10	Weyinmi Efejuku, Providence.....	3/18/09

FREE-THROW PERCENTAGE, MIN. 6 MADE

1.000 (10-10)	Lester Abram, Michigan	3/22/06
1.000 (7-7)	Obi Enechionya, Temple	3/31/15
1.000 (6-6)	Vin Flynn, Providence.....	3/19/63
1.000 (6-6)	Daniel Horton, Michigan.....	3/22/06
.900 (9-10)	John Amaechi, Penn State.....	3/15/95
.900 (9-10)	Weyinmi Efejuku, Providence	3/18/09

REBOUNDS

14	Larry Hofmann, St. Joseph's	3/12/64
12	Anthony Brown, Stanford.....	4/2/15
12	Jimmy Stone, Providence.....	3/19/63
12	Alex Tyus, Florida	3/20/09

ASSISTS

8	Travis Conlan, Michigan	3/13/97
7	Dan Earl, Penn State	3/15/95
7	Jamison Brewer, Auburn.....	3/14/01
7	Nick Calathes, Florida.....	3/20/09

STEALS

4	Jesse Morgan, Temple.....	3/31/15
4	Levi Randolph, Alabama.....	3/21/15
4	JaMychal Green, Alabama.....	3/23/11
4	Ryan Broekhoff, Valparaiso	3/14/12

BLOCKED SHOTS

13	Kyle Davis, Auburn	3/14/01
5	Obi Enechionya, Temple.....	3/31/15
4	Brandon Wallace, South Carolina.....	3/15/05



TEAM RECORDS - ACC TOURNAMENT

POINTS SCORED

88	vs. Virginia Tech	3/10/16
87	vs. North Carolina	3/17/13
83	vs. Wake Forest	3/11/10
81	vs. NC State	3/16/13
79	vs. Wake Forest	3/12/19

FIELD GOALS MADE

31	vs. Wake Forest	3/9/23
31	vs. Duke	3/11/22
30	vs. Boston College	3/10/22
30	vs. Virginia Tech	3/10/16
30	vs. North Carolina	3/17/13
30	vs. Wake Forest	3/11/10

FIELD GOAL ATTEMPTS

70	vs. North Carolina	3/8/15
64	vs. Florida State	3/9/12
64	vs. Virginia	3/10/11
64	vs. Virginia	3/10/05
63	vs. Clemson	3/11/20
63	vs. Duke	3/10/06

FIELD GOAL PERCENTAGE

.566 (30-53)	vs. Virginia Tech	3/10/16
.548 (23-42)	vs. Virginia	3/11/16
.537 (29-54)	vs. Clemson	3/10/21
.536 (30-56)	vs. Boston College	3/10/22
.527 (29-55)	vs. Boston College	3/9/07

3-POINT FIELD GOALS MADE

12	vs. North Carolina	3/17/13
11	vs. Clemson	3/11/20
10	vs. Florida State	3/9/12
10	vs. Virginia	3/10/11
9	vs. Syracuse	3/8/17
9	vs. North Carolina	3/11/11

3-POINT FIELD GOALS ATTEMPTED

36	vs. Clemson	3/11/20
29	vs. Virginia Tech	3/13/19
29	vs. Virginia	3/10/11
26	vs. North Carolina	3/11/11
26	vs. Duke	3/10/23

3-POINT FIELD GOAL PERCENTAGE

.545 (12-22)	vs. North Carolina	3/17/13
.533 (8-15)	vs. Duke	3/13/10
.500 (4-8)	vs. Virginia Tech	3/10/16
.471 (8-17)	vs. Wake Forest	3/11/10
.467 (7-15)	vs. Boston College	3/9/07

FREE THROWS MADE

26	vs. NC State	3/13/08
23	vs. NC State	3/16/13
22	vs. Pittsburgh	3/9/21
22	vs. Maryland	3/8/07
20	vs. Virginia Tech	3/10/16

FREE THROWS ATTEMPTED

30	vs. NC State	3/13/08
30	vs. NC State	3/16/13
28	vs. Pittsburgh	3/9/21
28	vs. Maryland	3/8/07
28	vs. Virginia	3/10/05

FREE-THROW PERCENTAGE, MIN. 6 FTA

1.000 (6-6)	vs. Boston College	3/9/07
.867 (26-30)	vs. NC State	3/13/08
.842 (16-19)	vs. Virginia Tech	3/12/14
.833 (15-18)	vs. Wake Forest	3/11/10
.800 (12-15)	vs. Duke	3/10/23

REBOUNDS

47	vs. Virginia	3/10/05
46	vs. Virginia Tech	3/12/10
46	vs. Duke	3/10/06
45	vs. Virginia	3/10/11
42	vs. Maryland	3/8/07

ASSISTS

18	vs. Virginia Tech	3/10/16
17	vs. Duke	3/11/22
17	vs. Pittsburgh	3/9/21
14	vs. Boston College	3/10/20
14	vs. Wake Forest	3/11/10
14	vs. Duke	3/10/06

STEALS

12	vs. North Carolina	3/11/11
11	vs. Virginia Tech	3/10/16
11	vs. Georgia Tech	3/8/12
11	vs. NC State	3/13/08
10	vs. Notre Dame	3/12/15

BLOCKED SHOTS

7	vs. Maryland	3/8/07
6	vs. North Carolina	3/8/18
6	vs. Virginia	3/10/11
6	vs. Clemson	3/9/06
5	vs. Wake Forest	3/9/23
5	vs. Georgia Tech	3/11/21
5	vs. Virginia Tech	3/12/10
5	vs. Duke	3/10/06

INDIVIDUAL GAME RECORDS - ACC TOURNAMENT

POINTS SCORED

32	Durand Scott vs. NC State	3/16/13
28	Shane Larkin vs. North Carolina	3/17/13
25	Kameron McGusty vs. Georgia Tech	3/11/21
23	Shane Larkin vs. NC State	3/16/13
22	Isaiah Wong vs. Duke	3/10/23
22	Rion Brown vs. NC State	3/13/14
22	Reggie Johnson vs. Wake Forest	3/11/10
22	Guillermo Diaz vs. Clemson	3/9/06

FIELD GOALS MADE

12	Durand Scott vs. NC State	3/16/13
11	Kameron McGusty vs. Duke	3/11/22
10	Kameron McGusty vs. Georgia Tech	3/11/21
10	Durand Scott vs. Duke	3/13/10
9	Bruce Brown vs. North Carolina	3/9/17

FIELD GOAL ATTEMPTS

19	Kameron McGusty vs. Duke	3/11/22
19	Guillermo Diaz vs. Duke	3/10/06
18	Durand Scott vs. NC State	3/16/13
17	Chris Lykes vs. Virginia Tech	3/13/19
17	Jack McClinton vs. Virginia Tech	3/14/08
17	Robert Hite vs. Clemson	3/9/06

FIELD GOAL PERCENTAGE, MIN. 6 MADE

1.000 (6-6)	Reggie Johnson vs. Wake Forest	3/11/10
.750 (6-8)	Jordan Miller vs. Boston College	3/10/23
.700 (7-10)	Isaiah Wong vs. Wake Forest	3/9/23
.692 (9-13)	Bruce Brown vs. North Carolina	3/9/17
.667 (12-18)	Durand Scott vs. NC State	3/16/13
.667 (10-15)	Durand Scott vs. Duke	3/13/10
.667 (8-12)	DJ Vasiljevic vs. Wake Forest	3/12/19
.667 (8-12)	Sheldon McClellan vs. Virginia Tech	3/10/16

3-POINT FIELD GOALS MADE

6	Trey McKinney Jones vs. North Carolina	3/17/13
5	Chris Lykes vs. Clemson	3/11/20
5	Durand Scott vs. NC State	3/16/13
5	Malcolm Grant vs. Florida State	3/9/12
4	DJ Vasiljevic vs. Virginia Tech	3/13/19
4	DJ Vasiljevic vs. Wake Forest	3/12/19
4	Davon Reed vs. Virginia Tech	3/12/14
4	Shane Larkin vs. North Carolina	3/17/13
4	Shane Larkin vs. Boston College	3/15/13
4	Malcolm Grant vs. North Carolina	3/11/11
4	Adrian Thomas vs. North Carolina	3/11/11
4	Jack McClinton vs. Boston College	3/9/07

3-POINT FIELD GOALS ATTEMPTED

11	Chris Lykes vs. Clemson	3/11/20
11	Adrian Thomas vs. North Carolina	3/11/11
11	Malcolm Grant vs. Virginia	3/10/11
11	Jack McClinton vs. Virginia Tech	3/14/08
10	DJ Vasiljevic vs. Wake Forest	3/13/19
10	Rion Brown vs. Virginia Tech	3/12/14

3-POINT FIELD GOAL PERCENTAGE, MIN. 4 MADE

.667 (6-9)	Trey McKinney Jones vs. North Carolina	3/17/13
.625 (5-8)	Durand Scott vs. NC State	3/16/13
.625 (5-8)	Malcolm Grant vs. Florida State	3/9/12
.571 (4-7)	DJ Vasiljevic vs. Wake Forest	3/12/19
.571 (4-7)	Davon Reed vs. Virginia Tech	3/12/14
.571 (4-7)	Shane Larkin vs. North Carolina	3/17/13
.571 (4-7)	Malcolm Grant vs. North Carolina	3/11/11

FREE THROWS MADE

10	Anthony King vs. Duke	3/10/06
10	Guillermo Diaz vs. Virginia	3/10/05
9	Isaiah Wong vs. Pittsburgh	3/9/21
9	Ja'Quan Newton vs. Virginia	3/11/16
8	Shane Larkin vs. North Carolina	3/17/13
8	Shane Larkin vs. NC State	3/16/13
8	Reggie Johnson vs. Duke	3/13/10
8	James Dews vs. NC State	3/13/08
8	Brian Asbury vs. Maryland	3/8/07

FREE THROWS ATTEMPTED

12	Anthony King vs. Duke	3/10/06
12	Guillermo Diaz vs. Virginia	3/10/05
11	Ja'Quan Newton vs. Virginia	3/11/16
10	Nysier Brooks vs. Georgia Tech	3/11/21
10	Isaiah Wong vs. Pittsburgh	3/9/21
10	Shane Larkin vs. NC State	3/16/13
10	Reggie Johnson vs. Duke	3/13/10

FREE-THROW PERCENTAGE, MIN. 6 MADE

1.000 (8-8)	Shane Larkin vs. North Carolina	3/17/13
1.000 (8-8)	James Dews vs. NC State	3/13/08
1.000 (6-6)	Chris Lykes vs. Wake Forest	3/12/19
1.000 (6-6)	Angel Rodriguez vs. Virginia Tech	3/10/16
1.000 (6-6)	Manu Lecomte vs. Virginia Tech	3/11/15
1.000 (6-6)	Malcolm Grant vs. Duke	3/13/10
1.000 (6-6)	Reggie Johnson vs. Wake Forest	3/11/10

REBOUNDS

14	Anthony King vs. Virginia	3/10/05
13	Jordan Miller vs. Duke	3/11/22
13	Julian Gamble vs. Wake Forest	3/11/10
12	Tonye Jekiri vs. Virginia Tech	3/12/14
12	Reggie Johnson vs. Virginia Tech	3/12/10
12	Dwayne Collins vs. Maryland	3/8/07
12	Robert Hite vs. Clemson	3/9/06

ASSISTS

9	Angel Rodriguez vs. Virginia Tech	3/10/16
8	Charlie Moore vs. Duke	3/11/22
7	Sam Waardenburg vs. Duke	3/11/22
7	Anthony Lawrence II vs. Virginia Tech	3/13/19
7	Shane Larkin vs. North Carolina	3/17/13
7	Malcolm Grant vs. Virginia	3/10/11
7	Lance Hurdle vs. Virginia Tech	3/12/09

STEALS

5	Jack McClinton v. NC State	3/13/08
4	Anthony Lawrence II vs. North Carolina	3/9/17
4	Sheldon McClellan vs. Notre Dame	3/12/15
4	Malcolm Grant vs. North Carolina	3/11/11

BLOCKED SHOTS

5	Jimmy Graham vs. Maryland	3/8/07
4	Anthony King vs. Clemson	3/9/06
3	Norchad Omier vs. Wake Forest	3/9/23
3	Sam Waardenburg vs. Boston College	3/10/22
3	Anthony Lawrence II vs. N. Carolina	3/15/18
3	Julian Gamble vs. North Carolina	3/17/13
3	Reggie Johnson vs. Virginia	3/10/11
3	Reggie Johnson vs. Virginia Tech	3/12/10
3	Julian Gamble vs. Wake Forest	3/11/10

INDIVIDUAL CAREER RECORDS - ACC TOURNAMENT

POINTS SCORED (GAMES)

124	Durand Scott (9).....	2010, 2011, 2012, 2013
120	Isaiah Wong (8).....	2020, 2021, 2022, 2023
105	Kameron McGusty (6).....	2020, 2021, 2022
99	Shane Larkin (5).....	2012, 2013
93	Rion Brown (9).....	2011, 2012, 2013, 2014

FIELD GOALS MADE

49	Durand Scott (9).....	2010, 2011, 2012, 2013
43	Kameron McGusty (6).....	2020, 2021, 2022
41	Isaiah Wong (8).....	2020, 2021, 2022, 2023
32	Shane Larkin (5).....	2012, 2013
31	Rion Brown (9).....	2011, 2012, 2013, 2014

FIELD GOAL ATTEMPTS

97	Durand Scott (9).....	2010, 2011, 2012, 2013
94	Isaiah Wong (8).....	2020, 2021, 2022, 2023
89	Kameron McGusty (6).....	2020, 2021, 2022
71	Rion Brown (9).....	2011, 2012, 2013, 2014
67	Shane Larkin (5).....	2012, 2013

FIELD GOAL PERCENTAGE, MIN. 20 MADE

.684 (26-38)	Julian Gamble (9).....	2009, 2010, 2011, 2013
.577 (30-52)	Jordan Miller (4).....	2022, 2023
.512 (22-43)	Sheldon McClellan (4).....	2015, 2016
.509 (27-53)	Reggie Johnson (10).....	2010, '11, '12, '13
.505 (49-97)	Durand Scott (9).....	2010, 2011, 2012, 2013

3-POINT FIELD GOALS MADE

17	DJ Vasiljevic (6).....	2017, 2018, 2019, 2020
17	Malcolm Grant (7).....	2010, 2011, 2012
15	Davon Reed (8).....	2014, 2015, 2016, 2017
15	Rion Brown (9).....	2011, 2012, 2013, 2014
14	Adrian Thomas (6).....	2009, 2010, 2011
11	Davon Reed (6).....	2014, 2015, 2016
11	Shane Larkin (5).....	2012, 2013

3-POINT FIELD GOALS ATTEMPTED

43	DJ Vasiljevic (6).....	2017, 2018, 2019, 2020
42	Rion Brown (9).....	2011, 2012, 2013, 2014
40	Malcolm Grant (7).....	2010, 2011, 2012
35	Adrian Thomas (6).....	2009, 2010, 2011
34	Kameron McGusty (6).....	2020, 2021, 2022
34	Davon Reed (8).....	2014, 2015, 2016, 2017

3-POINT FIELD GOAL PERCENTAGE, MIN. 9 MADE

.500 (11-22)	Davon Reed (6).....	2014, 2015, 2016
.450 (9-20)	Trey McKinney Jones (5).....	2012, 2013
.444 (12-27)	Rion Brown (7).....	2011, 2012, 2013
.425 (17-40)	Malcolm Grant (7).....	2010, 2011, 2012
.407 (11-27)	Shane Larkin (5).....	2012, 2013

FREE THROWS MADE

29	Isaiah Wong (8).....	2020, 2021, 2022, 2023
25	Malcolm Grant (7).....	2010, 2011, 2012
24	Shane Larkin (5).....	2012, 2013
24	Reggie Johnson (10).....	2010, 2011, 2012, 2013
18	Durand Scott (9).....	2010, 2011, 2012, 2013

FREE THROWS ATTEMPTED

36	Reggie Johnson (10).....	2010, 2011, 2012, 2013
35	Isaiah Wong (8).....	2020, 2021, 2022, 2023
28	Malcolm Grant (7).....	2010, 2011, 2012
27	Shane Larkin (5).....	2012, 2013
24	Durand Scott (9).....	2010, 2011, 2012, 2013

FREE-THROW PERCENTAGE, MIN. 15 MADE

.941 (16-17)	Jack McClinton (5).....	2007, 2008, 2009
.893 (25-28)	Malcolm Grant (7).....	2010, 2011, 2012
.889 (24-27)	Shane Larkin (5).....	2012, 2013
.889 (16-18)	Rion Brown (9).....	2011, 2012, 2013, 2014
.829 (29-35)	Isaiah Wong (8).....	2020, 2021, 2022, 2023

REBOUNDS

65	Reggie Johnson (10).....	2010, 2011, 2012, 2013
59	Tonye Jekiri (9).....	2013, 2014, 2015, 2016
43	Julian Gamble (9).....	2009, 2010, 2011, 2013
41	Durand Scott (9).....	2010, 2011, 2012, 2013
40	Anthony King (5).....	2005, 2006, 2008

ASSISTS

27	Malcolm Grant (7).....	2010, 2011, 2012
26	Isaiah Wong (8).....	2020, 2021, 2022, 2023
23	Shane Larkin (5).....	2012, 2013
18	Ja'Quan Newton (7).....	2015, 2016, 2017, 2018
18	Durand Scott (9).....	2010, 2011, 2012, 2013

STEALS

13	Durand Scott (9).....	2010, 2011, 2012, 2013
11	Shane Larkin (5).....	2012, 2013
9	Isaiah Wong (9).....	2020, 2021, 2022, 2023
8	Jordan Miller (4).....	2022, 2023
8	Anthony Lawrence II (7).....	2016, 2017, 2018, 2019
8	Davon Reed (8).....	2014, 2015, 2016, 2017
8	Sheldon McClellan (4).....	2015, 2016
8	Angel Rodriguez (4).....	2015, 2016
8	Jack McClinton (5).....	2007, 2008, 2009

BLOCKED SHOTS

12	Jimmy Graham (7).....	2006, 2007, 2008, 2009
11	Julian Gamble (9).....	2009, 2010, 2011, 2013
10	Reggie Johnson (10).....	2010, 2011, 2012, 2013
8	Sam Waardenburg (6).....	2018, 2019, 2020, 2022
7	Tonye Jekiri (9).....	2013, 2014, 2015, 2016
7	Anthony King (5).....	2005, 2006, 2008



OPPONENT TEAM RECORDS - ACC TOURNAMENT

POINTS SCORED

85	Duke	3/10/23
82	North Carolina	3/8/18
82	Virginia Tech	3/10/16
82	Florida State	3/9/12
80	Duke	3/11/22
80	Duke	3/10/06

FIELD GOALS MADE

29	Duke	3/11/22
29	Boston College	3/10/22
29	Pittsburgh	3/9/21
29	North Carolina	3/8/18
28	Duke	3/10/23
28	North Carolina	3/9/17

FIELD GOAL ATTEMPTS

71	North Carolina	3/8/18
68	Clemson	3/9/06
66	Wake Forest	3/9/23
63	Virginia Tech	3/12/10

FIELD GOAL PERCENTAGE

.549 (28-51)	Duke	3/10/23
.528 (28-53)	North Carolina	3/9/17
.520 (26-50)	Virginia	3/11/16
.500 (29-58)	Duke	3/11/22
.500 (27-54)	Virginia Tech	3/13/19
.500 (25-50)	NC State	3/16/13
.500 (21-42)	Virginia Tech	3/12/09

3-POINT FIELD GOALS MADE

13	North Carolina	3/17/13
12	Clemson	3/10/21
12	Duke	3/10/06
11	Wake Forest	3/9/23
11	Virginia Tech	3/13/19
11	Boston College	3/9/07

3-POINT FIELD GOALS ATTEMPTED

32	Duke	3/10/06
31	Wake Forest	3/9/23
29	North Carolina	3/17/13
27	Virginia Tech	3/13/19

3-POINT FIELD GOAL PERCENTAGE

.563 (9-16)	Florida State	3/9/12
.522 (12-23)	Clemson	3/10/21
.476 (10-21)	North Carolina	3/11/11
.467 (7-15)	Georgia Tech	3/11/21
.467 (7-15)	Virginia Tech	3/14/08

FREE THROWS MADE

28	Virginia Tech	3/10/16
25	Florida State	3/9/12
21	Duke	3/10/23
19	Notre Dame	3/12/15
19	Virginia Tech	3/12/09

FREE THROWS ATTEMPTED

32	Florida State	3/9/12
31	Virginia Tech	3/10/16
28	Wake Forest	3/11/10

FREE-THROW PERCENTAGE, MIN. 6 FTA

1.000 (6-6)	Clemson	3/10/21
.947 (18-19)	Clemson	3/11/20
.923 (12-13)	Syracuse	3/8/17
.909 (10-11)	North Carolina	3/17/13
.903 (28-31)	Virginia Tech	3/10/16

REBOUNDS

52	North Carolina	3/8/18
51	Virginia Tech	3/14/08
48	Clemson	3/9/06

ASSISTS

21	North Carolina	3/9/17
19	North Carolina	3/8/18
17	Boston College	3/10/22
17	Virginia Tech	3/13/19
17	NC State	3/13/14
17	North Carolina	3/17/13
17	North Carolina	3/11/11

STEALS

13	Virginia Tech	3/12/10
11	Maryland	3/8/07
10	NC State	3/16/13

BLOCKED SHOTS

8	Duke	3/11/22
8	North Carolina	3/8/18
8	Florida State	3/9/12
7	Notre Dame	3/12/15
7	Maryland	3/8/07
7	Duke	3/10/06



OPPONENT INDIVIDUAL GAME RECORDS - ACC TOURNAMENT

POINTS SCORED

32	Tyrese Rice, Boston College	3/9/07
32	J.R. Reynolds, Virginia	3/10/05
28	Femi Odukale, Pittsburgh	3/9/21
28	P.J. Hairston, North Carolina	3/17/13

FIELD GOALS MADE

11	Femi Odukale, Pittsburgh	3/9/21
10	J.R. Reynolds, Virginia	3/10/05
9	Nike Sibande, Pittsburgh	3/9/21
9	Theo Pinson, North Carolina	3/8/18
9	T.J. Warren, NC State	3/13/14
9	P.J. Hairston, North Carolina	3/17/13
9	Tyrese Rice, Boston College	3/9/07
9	J.J. Redick, Duke	3/10/06

FIELD-GOAL ATTEMPTS

24	Tyree Appleby, Wake Forest	3/9/23
20	Justin Champagne, Pittsburgh	3/9/21
18	T.J. Warren, NC State	3/13/14
17	P.J. Hairston, North Carolina	3/17/13
17	J.J. Redick, Duke	3/10/06

FIELD GOAL PERCENTAGE, MIN. 5 MADE

.889 (8-9)	Kyle Filipowski, Duke	3/10/23
.800 (8-10)	Paolo Banchero, Duke	3/11/22
.750 (9-12)	Theo Pinson, North Carolina	3/8/18
.750 (6-8)	T.J. Warren, North Carolina	3/16/13
.714 (10-14)	J.R. Reynolds, Virginia	3/10/05
.714 (5-7)	Michael Snaer, Florida State	3/9/12

3-POINT FIELD GOALS MADE

6	P.J. Hairston, North Carolina	3/17/13
6	Scott Wood, NC State	3/16/13
6	Tyrese Rice, Boston College	3/9/07

3-POINT FIELD GOALS ATTEMPTED

15	Tyree Appleby, Wake Forest	3/9/23
13	P.J. Hairston, North Carolina	3/17/13
11	J.J. Redick, Duke	3/10/06
10	Jarell Eddie, Virginia Tech	3/12/14
10	Scott Wood, NC State	3/16/13
10	Harrison Barnes, North Carolina	3/11/11
10	Tyrese Rice, Boston College	3/9/07

3-POINT FIELD GOAL PERCENTAGE, MIN. 4 MADE

1.000 (4-4)	Hunter Tyson, Clemson	3/10/21
.800 (4-5)	Michael Snaer, Florida State	3/9/12
.800 (4-5)	Malcolm Delaney, Virginia Tech	3/14/08
.714 (5-7)	J.R. Reynolds, Virginia	3/10/05

FREE THROWS MADE

14	Malcolm Delaney, Virginia Tech	3/12/09
11	J.J. Hickson, NC State	3/13/08
9	Isaiah Hicks, North Carolina	3/9/17
9	Andrew White III, Syracuse	3/8/17

FREE THROWS ATTEMPTED

15	Malcolm Delaney, Virginia Tech	3/12/09
15	J.J. Hickson, NC State	3/13/08
13	Tyrese Rice, Boston College	3/9/07

FREE-THROW PERCENTAGE, MIN. 6 MADE

1.000 (9-9)	Isaiah Hicks, North Carolina	3/9/17
1.000 (8-8)	Al-Amir Dawes, Clemson	3/11/20
1.000 (8-8)	Luke Loucks, Florida State	3/9/12
1.000 (6-6)	Dariq Whitehead, Duke	3/10/23
1.000 (6-6)	Curran Scott, Clemson	3/11/20
1.000 (6-6)	Jerian Grant, Notre Dame	3/12/15
1.000 (6-6)	Kyle Singler, Duke	3/13/10
.933 (14-15)	Malcolm Delaney, Virginia Tech	3/12/09

REBOUNDS

14	J.J. Hickson, NC State	3/13/08
14	Akin Akingbala, Clemson	3/9/06
13	Luke Maye, North Carolina	3/8/18
13	John Henson, North Carolina	3/11/11
13	Shelden Williams, Duke	3/10/06

ASSISTS

10	Kendall Marshall, North Carolina	3/11/11
8	Dexter Strickland, North Carolina	3/17/13
8	Lorenzo Brown, NC State	3/16/13
8	Malcolm Delaney, Virginia Tech	3/12/09

STEALS

4	Lorenzo Brown, NC State	3/16/13
4	Joe Harris, Virginia	3/10/11
4	Malcolm Delaney, Virginia Tech	3/12/10

BLOCKED SHOTS

5	Daniel Miller, Georgia Tech	3/8/12
5	John Henson, North Carolina	3/11/11
5	Shelden Williams, Duke	3/10/06



YEAR-BY-YEAR TEAM STATS - 1955-71

	FG-A	Pct	3FG-A	Pct	FT-A	Pct	Reb		Avg	PF-DQ	A	TO	Blk	Stl	Pts-Avg
1955-56 Miami	789-2043	.386	—	—	592-839	.706	1271		48.9	545-30	—	—	—	—	2170-83.5
Opponents	759-1976	.384	—	—	597-909	.657	1121		42.9	503-16	—	—	—	—	2115-81.3
1956-57 Miami	691-1892	.365	—	—	647-914	.708	1198		46.1	531-24	—	—	—	—	2029-78.0
Opponents	786-1980	.396	—	—	595-880	.676	1343		51.6	546-23	—	—	—	—	2167-83.3
1957-58 Miami	654-1636	.399	—	—	433-623	.697	999		45.4	419-12	—	—	—	—	1741-79.1
Opponents	625-1640	.381	—	—	391-585	.668	943		42.8	435-20	—	—	—	—	1641-74.6
1958-59 Miami	808-1910	.421	—	—	574-825	.696	1252		50.1	510-19	—	—	—	—	2190-87.6
Opponents	769-2004	.384	—	—	481-817	.671	1029		41.1	565-30	—	—	—	—	2029-80.8
1959-60 Miami	882-1961	.449	—	—	663-897	.739	1478		54.7	562-19	—	—	—	—	2427-89.9
Opponents	828-2034	.407	—	—	536-793	.676	1398		51.8	619-36	—	—	—	—	2192-81.2
1960-61 Miami	888-1924	.462	—	—	454-679	.671	1395		51.5	509-20	—	—	—	—	2230-82.6
Opponents	766-1891	.405	—	—	504-721	.699	1208		45.1	501-17	—	—	—	—	2036-75.4
1961-62 Miami	841-1994	.421	—	—	387-567	.683	1434		55.2	492-26	—	—	—	—	2069-79.7
Opponents	803-1875	.426	—	—	439-666	.659	1198		46.1	431-13	—	—	—	—	2045-78.7
1962-63 Miami	982-2151	.457	—	—	545-739	.738	1559		55.7	490-14	—	—	—	—	2509-89.6
Opponents	880-2051	.435	—	—	441-651	.678	1155		41.2	532-30	—	—	—	—	2201-78.6
1963-64 Miami	991-2194	.452	—	—	593-780	.760	1483		54.9	545-19	—	—	—	—	2575-95.4
Opponents	946-2060	.459	—	—	460-707	.645	1268		46.9	577-33	—	—	—	—	2352-87.1
1964-65 Miami	958-2077	.461	—	—	642-807	.796	1462		55.2	521-18	—	—	—	—	2558-98.4
Opponents	865-1970	.436	—	—	460-680	.677	1145		44.0	588-32	—	—	—	—	2190-84.2
1965-66 Miami	850-1920	.437	—	—	571-806	.709	1363		52.4	539-21	—	—	—	—	2271-87.3
Opponents	855-1971	.434	—	—	498-751	.663	1299		50.0	581-27	—	—	—	—	2208-84.9
1965-66 Miami	850-1920	.437	—	—	571-806	.709	1363		52.4	539-21	—	—	—	—	2271-87.3
Opponents	855-1971	.434	—	—	498-751	.663	1299		50.0	581-27	—	—	—	—	2208-84.9
1966-67 Miami	809-1814	.444	—	—	514-712	.722	1333		51.3	490-26	—	—	—	—	2126-81.8
Opponents	831-1839	.452	—	—	429-629	.682	1081		41.7	499-27	—	—	—	—	2091-80.4
1967-68 Miami	905-1936	.467	—	—	558-765	.729	1337		47.8	531-30	—	—	—	—	2368-84.6
Opponents	937-2138	.438	—	—	545-788	.691	1345		48.0	532-18	—	—	—	—	2419-86.4
1968-69 Miami	777-1731	.444	—	—	431-607	.710	1238		51.6	492-23	—	—	—	—	1985-82.0
Opponents	777-1702	.457	—	—	494-684	.722	1017		41.1	448-15	—	—	—	—	2048-85.0
1969-70 Miami	911-2069	.442	—	—	471-684	.692	1289		49.5	527-26	—	—	—	—	2293-88.2
Opponents	992-2051	.484	—	—	537-743	.723	1347		51.8	518-13	—	—	—	—	2521-96.9
1970-71 Miami	849-1954	.435	—	—	445-723	.616	1270		48.8	542-22	—	—	—	—	2143-82.4
Opponents	909-1893	.480	—	—	555-793	.669	1335		51.3	544-19	—	—	—	—	2373-91.3

YEAR-BY-YEAR TEAM STATS - 1985-2004

	FG-A	Pct	3FG-A	Pct	FT-A	Pct	Reb	Avg	PF-DQ	A	TO	Blk	Stl	Pts-Avg
1985-86 Miami	805-1692	.476	—	—	396-603	.657	1059	37.8	468-22	453	441	109	156	2006-71.6
Opponents	902-1910	.472	—	—	327-500	.654	1061	37.9	545-18	499	356	54	228	2131-76.1
1986-87 Miami	869-1922	.452	127-332	.383	467-686	.681	363-791-1263	40.7	609-24	491	534	128	169	2332-75.2
Opponents	857-1954	.439	151-370	.408	470-710	.662	333-698-1150	37.1	621-29	435	433	48	282	2335-75.3
1987-88 Miami	897-1826	.491	132-374	.353	527-736	.716	306-771-1151	37.1	558-9	542	563	175	198	2453-79.1
Opponents	922-2104	.438	116-338	.343	440-645	.682	431-668-1190	38.4	618-12	475	472	60	288	5400-77.4
1988-89 Miami	1024-2083	.492	173-496	.349	588-832	.707	317-739-1164	37.5	678-23	583	513	102	287	2809-90.6
Opponents	1040-2129	.488	146-385	.379	552-838	.659	419-772-1302	42.0	666-23	516	542	62	256	2778-89.6
1989-90 Miami	737-1723	.428	169-460	.367	371-572	.649	283-582-962	34.4	518-16	406	407	77	245	2014-71.9
Opponents	800-1688	.474	117-328	.357	415-606	.685	320-710-1146	40.9	506-22	407	471	71	163	2132-76.1
1990-91 Miami	729-1657	.440	145-386	.376	424-604	.702	333-542-1002	35.8	524-24	381	458	86	230	2027-72.4
Opponents	770-1624	.474	142-426	.333	396-590	.671	298-556-985	35.2	551-16	425	442	84	190	2078-74.2
1991-92 Miami	671-1692	.397	128-404	.314	471-736	.640	375-591-1098	34.3	701-8	372	500	131	259	1941-60.7
Opponents	709-1627	.436	168-446	.377	574-857	.670	431-710-1141	35.7	645-7	440	516	129	248	2160-67.5
1992-93 Miami	692-1600	.433	186-521	.357	359-599	.599	392-586-978	36.2	575-21	449	421	128	421	1929-71.4
Opponents	683-1543	.443	138-356	.388	500-721	.693	389-664-1050	38.9	534-9	397	434	88	204	2004-74.2
1993-94 Miami	638-1523	.419	138-428	.322	276-472	.585	382-685-1067	39.5	537-15	413	543	141	191	1690-62.6
Opponents	645-1626	.397	172-466	.369	447-661	.676	412-616-1028	38.1	483-14	388	371	97	286	1909-70.7
1994-95 Miami	653-1627	.401	155-486	.319	370-568	.651	406-683-1089	38.9	542-15	377	485	123	218	1831-64.5
Opponents	658-1637	.402	177-546	.324	395-590	.669	410-664-1074	38.4	526-20	368	446	87	249	1888-67.4
1995-96 Miami	667-1577	.423	145-455	.319	404-642	.629	411-676-1087	38.8	542-10	392	477	121	224	1883-67.3
Opponents	662-1601	.413	186-514	.362	363-539	.673	370-630-1000	35.7	566-19	363	451	87	229	1873-66.9
1996-97 Miami	695-1169	.416	107-360	.297	390-603	.647	414-691-1105	38.1	560-17	406	488	173	235	1887-65.1
Opponents	632-1662	.380	146-507	.288	411-617	.666	445-681-1126	38.8	558-18	314	488	97	243	1821-62.8
1997-98 Miami	735-1669	.440	114-397	.287	378-572	.661	388-732-1120	40.0	563-11	395	496	120	259	1962-70.1
Opponents	634-1672	.379	165-571	.289	403-622	.648	422-660-1082	38.6	521	352	502	72	241	1836-65.6
1998-99 Miami	791-1671	.473	123-369	.333	473-677	.699	389-791-1180	39.3	521-8	458	575	158	259	2178-72.6
Opponents	695-1810	.384	193-614	.314	367-570	.644	429-607-1036	34.5	587	368	530	81	315	1950-65.0
1999-00 Miami	849-1971	.431	132-440	.300	516-690	.748	489-793-1282	37.7	615-10	498	504	126	286	2346-69.0
Opponents	741-1883	.394	190-637	.298	455-669	.680	467-738-1205	35.4	639	406	615	110	232	2127-62.6
2000-01 Miami	713-1728	.413	206-595	.346	407-568	.717	396-628-1024	35.3	567-10	409	434	137	257	2039-70.3
Opponents	677-1576	.430	187-541	.346	422-597	.707	372-711-1083	37.3	539	392	553	144	219	1963-67.7
2001-02 Miami	818-1902	.430	236-684	.345	523-678	.771	388-786-1174	36.7	593-5	525	460	190	285	2395-74.8
Opponents	754-1885	.400	208-673	.309	440-652	.675	453-780-1233	38.5	609	401	554	121	236	2156-67.4
2002-03 Miami	692-1627	.425	171-513	.333	401-559	.717	370-648-1018	36.4	557-11	393	463	119	272	1956-69.9
Opponents	664-1523	.436	183-503	.364	413-597	.692	318-653-971	34.7	517	348	497	113	240	1924-68.7
2003-04 Miami	793-1765	.449	177-523	.338	385-546	.705	387-673-1060	35.5	572-10	406	462	105	256	2148-71.6
Opponents	736-1629	.452	155-454	.341	440-647	.680	343-674-1017	33.9	514	409	514	111	243	2067-68.9



YEAR-BY-YEAR TEAM STATS - 2004-PRESENT (ACC ERA)

	FG-A	Pct	3FG-A	Pct	FT-A	Pct	Reb	Avg	PF-DQ	A	TO	Blk	Stl	Pts-Avg
2004-05 Miami	761-1768	.430	197-561	.351	352-523	.673	433-714-1147	39.6	484-11	337	376	139	209	2071-71.4
Opponents	724-1700	.426	236-653	.361	336-508	.661	355-669-1024	35.3	503-7	369	398	117	170	2020-69.7
2005-06 Miami	825-1895	.435	218-625	.349	440-631	.697	446-741-1187	34.9	603-10	399	421	135	241	2308-67.9
Opponents	728-1756	.415	245-663	.370	512-711	.720	386-722-1108	32.6	584-5	447	479	126	192	2213-65.1
2006-07 Miami	833-1916	.435	208-588	.354	405-577	.702	451-673-1124	35.1	624-18	398	405	93	202	2279-71.2
Opponents	779-1681	.463	259-677	.383	515-742	.694	341-721-1062	33.2	588-9	460	442	136	171	2332-72.9
2007-08 Miami	867-1985	.437	236-613	.385	572-766	.747	433-860-1293	38.0	638-12	451	454	157	202	2542-74.8
Opponents	803-1972	.407	239-677	.353	464-695	.668	432-790-1222	35.9	678-17	400	494	136	218	2309-67.9
2008-09 Miami	796-1865	.427	251-682	.368	482-706	.683	463-809-1272	39.8	539-8	406	427	122	194	2325-72.7
Opponents	738-1863	.396	226-703	.321	421-579	.727	378-729-1107	34.6	618-18	427	412	125	205	2123-66.3
2009-10 Miami	843-1820	.463	245-670	.366	459-677	.678	385-801-1186	35.9	573-12	461	464	146	229	2390-72.4
Opponents	737-1813	.407	210-635	.331	452-645	.701	371-711-1082	32.8	584-14	417	448	105	239	2136-64.7
2010-11 Miami	872-1955	.446	283-750	.377	552-761	.725	429-879-1308	36.3	650-17	416	498	124	203	2579-71.6
Opponents	833-1999	.417	245-693	.354	522-756	.690	400-771-1171	32.5	674-14	447	430	120	255	2433-67.6
2011-12 Miami	814-1890	.431	250-714	.350	454-630	.721	372-775-1147	34.8	539-14	392	382	118	210	2332-70.7
Opponents	778-1847	.421	209-641	.326	416-609	.683	381-771-1152	34.9	576-16	410	436	120	200	2181-66.1
2012-13 Miami	895-1968	.455	254-701	.362	465-680	.684	369-918-1287	35.8	525-7	408	385	159	223	2509-69.7
Opponents	795-1987	.400	226-694	.326	365-562	.649	365-810-1175	32.6	623-14	389	425	105	193	2181-60.6
2013-14 Miami	712-1690	.421	186-576	.323	419-610	.687	362-778-1140	34.5	522-8	346	335	124	161	2029-61.5
Opponents	695-1713	.406	221-622	.355	353-534	.661	340-718-1058	32.1	538-5	373	319	88	162	1964-59.5
2014-15 Miami	878-2053	.428	292-816	.358	544-729	.746	377-940-1317	34.7	593-14	488	385	126	209	2592-68.2
Opponents	888-2111	.421	232-717	.324	396-602	.658	390-897-1287	33.9	661-12	446	418	127	192	2404-63.3
2015-16 Miami	907-1895	.479	241-643	.375	578-772	.749	330-869-1199	34.3	582-8	438	383	127	215	2633-75.2
Opponents	865-2008	.431	210-611	.344	419-584	.717	363-766-1129	32.3	669-13	398	405	87	185	2359-67.4
2016-17 Miami	813-1800	.452	209-587	.356	443-617	.718	363-813-1176	35.6	515-7	389	417	125	213	2278-69.0
Opponents	761-1817	.419	208-631	.330	386-522	.739	319-724-1043	31.6	553-10	395	392	101	197	2116-64.1
2017-18 Miami	875-1881	.465	247-678	.364	362-547	.662	318-795-1113	34.8	519-6	424	367	130	210	2361-73.8
Opponents	794-1841	.431	215-655	.328	368-517	.712	312-775-1087	34.0	526-8	423	412	108	182	2173-67.9
2018-19 Miami	805-1851	.435	268-805	.333	419-570	.735	292-769-1061	33.2	466-6	413	372	100	212	2297-71.8
Opponents	852-1888	.451	260-744	.349	311-428	.727	326-832-1158	36.2	546-13	455	435	91	182	2275-71.1
2019-20 Miami	796-1855	.429	219-690	.317	396-522	.759	292-777-1069	34.5	447-4	310	374	119	183	2207-71.2
Opponents	862-1945	.443	229-675	.339	317-445	.712	364-831-1195	38.5	505-5	471	384	134	191	2270-73.2
2020-21 Miami	647-1524	.425	150-508	.295	350-500	.700	256-688-944	35.0	333-1	305	340	104	179	1794-66.4
Opponents	722-1610	.448	248-656	.378	224-318	.704	245-691-936	34.7	420-8	401	331	112	188	1916-71.0
2021-22 Miami	1011-2136	.473	257-759	.339	457-616	.742	269-863-1132	30.6	550-10	524	352	118	328	2736-73.9
Opponents	979-2135	.459	285-826	.345	360-530	.679	375-932-1307	35.3	570-12	563	515	126	190	2603-70.4
2022-23 Miami	1058-2205	.480	278-755	.368	531-677	.784	384-901-1285	34.7	527-5	535	411	115	270	2925-79.1
Opponents	991-2214	.448	285-852	.335	394-532	.741	364-824-1188	32.1	565-7	539	463	125	218	2661-71.9



1,000 POINTS CLUB

1. RICK BARRY (1962-65)

2,298

Year	GP	FG-A	Pct	3FG-A	Pct	FT-A	Pct	Pts-Avg
62-63	24	162-341	.475	—	—	131-158	.829	455-19.0
63-64	27	314-572	.549	—	—	242-287	.843	870-32.1
64-65	26	240-651	.522	—	—	292-341	.859	973-37.4
TOTAL	77	816-1564	.522	—	—	665-786	.846	2298-29.8

2. ERIC BROWN (1985-89)

2,270

Year	GP	FG-A	Pct	3FG-A	Pct	FT-A	Pct	Pts-Avg
85-86	28	174-346	.503	—	—	112-156	.718	460-16.4
86-87	31	183-388	.472	14-38	.368	114-145	.786	494-15.9
87-88	30	193-333	.580	4-13	.308	161-229	.703	551-18.4
88-89	31	255-437	.584	9-32	.281	246-310	.794	765-24.7
TOTAL	120	805-1504	.535	27-83	.325	633-840	.754	2270-18.9

3. DON CURNUTT (1967-70)

2,006

Year	GP	FG-A	Pct	3FG-A	Pct	FT-A	Pct	Pts-Avg
67-68	28	268-559	.480	—	—	99-120	.825	635-22.7
68-69	24	262-613	.428	—	—	138-170	.812	662-27.6
69-70	25	283-644	.439	—	—	143-166	.861	709-28.4
TOTAL	77	813-1816	.448	—	—	380-456	.833	2006-26.1

4. ISAIAH WONG (2019-23)

1,866

Year	GP	FG-A	Pct	3FG-A	Pct	FT-A	Pct	Pts-Avg
19-20	31	79-190	.416	19-51	.373	63-76	.829	240-7.7
20-21	27	155-360	.431	50-144	.347	102-127	.803	462-17.1
21-22	37	207-458	.452	48-159	.302	104-139	.748	566-15.3
22-23	37	192-431	.445	61-159	.384	153-181	.845	598-16.2
TOTAL	132	633-1439	.440	178-513	.347	422-523	.807	1866-14.1

5. DARIUS RICE (2000-04)

1,865

Year	GP	FG-A	Pct	3FG-A	Pct	FT-A	Pct	Pts-Avg
00-01	29	140-352	.398	62-183	.339	67-93	.720	409-14.1
01-02	32	155-405	.383	76-208	.365	92-115	.800	478-14.9
02-03	27	170-399	.426	67-184	.364	99-129	.767	506-18.7
03-04	28	166-408	.407	55-180	.306	85-106	.802	472-16.9
TOTAL	116	631-1564	.403	260-755	.344	343-443	.774	1865-16.1

6. ROBERT HITE (2002-06)

1,717

Year	GP	FG-A	Pct	3FG-A	Pct	FT-A	Pct	Pts-Avg
02-03	28	74-187	.396	20-62	.323	35-41	.854	203-7.3
03-04	30	168-344	.488	51-135	.378	68-79	.861	455-15.2
04-05	27	179-429	.417	72-189	.381	71-82	.866	501-17.3
05-06	34	201-446	.451	85-207	.411	71-87	.816	558-16.4
TOTAL	121	622-1406	.442	228-593	.384	245-289	.848	1717-14.2

7. TIM JAMES (1995-99)

1,713

Year	GP	FG-A	Pct	3FG-A	Pct	FT-A	Pct	Pts-Avg
95-96	28	117-221	.529	2-6	.333	46-85	.541	282-10.1
96-97	29	165-380	.434	2-8	.250	73-120	.608	405-14.0
97-98	28	184-379	.485	4-17	.235	97-144	.674	469-16.8
98-99	30	215-451	.477	12-41	.293	115-165	.697	557-18.6
TOTAL	115	681-1431	.476	20-72	.278	331-514	.644	1713-14.9

8. JACK McCLINTON (2006-09)

1,702

Year	GP	FG-A	Pct	3FG-A	Pct	FT-A	Pct	Pts-Avg
06-07	31	163-403	.404	91-207	.440	102-114	.895	519-16.7
07-08	32	179-418	.428	94-220	.427	114-124	.919	566-17.7
08-09	32	200-445	.449	101-223	.453	116-131	.885	617-19.3
TOTAL	95	542-1266	.428	286-650	.440	332-369	.900	1702-17.9

9. DURAND SCOTT (2009-13)

1,650

Year	GP	FG-A	Pct	3FG-A	Pct	FT-A	Pct	Pts-Avg
09-10	33	126-277	.455	16-58	.276	71-106	.670	339-10.3
10-11	36	162-364	.445	27-69	.391	139-166	.837	490-13.6
11-12	30	136-300	.453	19-61	.311	97-122	.795	388-12.9
12-13	33	156-344	.453	36-102	.353	85-113	.752	433-13.1
TOTAL	132	580-1285	.451	98-290	.338	392-507	.773	1650-12.5

10. DENNIS BURNS (1985-89)

1,594

Year	GP	FG-A	Pct	3FG-A	Pct	FT-A	Pct	Pts-Avg
85-86	28	172-361	.476	—	—	35-60	.583	379-13.5
86-87	29	103-236	.436	1-10	.100	36-61	.590	243-8.4
87-88	31	203-400	.508	5-29	.172	67-106	.632	478-15.4
88-89	31	212-412	.515	3-5	.600	67-104	.644	494-15.9
TOTAL	119	690-1409	.490	9-44	.205	205-331	.619	1594-13.4

11. DICK HICKOX (1958-61)

1,529

Year	GP	FG-A	Pct	3FG-A	Pct	FT-A	Pct	Pts-Avg
58-59	25	161-378	.426	—	—	131-162	.809	453-18.1
59-60	27	219-460	.476	—	—	158-198	.798	596-22.1
60-61	27	180-437	.412	—	—	120-152	.788	480-17.8
TOTAL	79	560-1275	.439	—	—	409-512	.799	1529-19.4

12. JOHNNY HEMSLEY (1996-2000)

1,497

Year	GP	FG-A	Pct	3FG-A	Pct	FT-A	Pct	Pts-Avg
96-97	24	30-87	.345	4-16	.250	19-24	.792	83-3.5
97-98	24	123-300	.410	26-96	.271	66-84	.786	338-14.1
98-99	30	183-408	.449	70-175	.400	98-125	.784	534-17.8
99-00	30	194-488	.398	64-200	.320	90-106	.849	542-18.1
TOTAL	108	530-1283	.413	164-487	.337	273-339	.805	1497-13.9

13. GUILLERMO DIAZ (2003-06)

1,477

Year	GP	FG-A	Pct	3FG-A	Pct	FT-A	Pct	Pts-Avg
03-04	30	132-268	.493	35-76	.461	54-77	.701	353-11.8
04-05	29	190-417	.456	61-168	.363	97-137	.708	538-18.6
05-06	34	194-467	.415	78-214	.364	120-152	.789	586-17.2
TOTAL	93	516-1152	.448	174-458	.380	271-366	.740	1477-15.9

14. STEVEN EDWARDS (1992-96)

1,393

Year	GP	FG-A	Pct	3FG-A	Pct	FT-A	Pct	Pts-Avg
92-93	27	127-304	.418	79-207	.382	97-140	.693	430-15.9
93-94	27	76-213	.357	57-164	.348	34-56	.607	243-9.0
94-95	28	102-285	.358	64-195	.328	91-118	.771	359-12.8
95-96	28	114-295	.386	65-200	.325	68-101	.673	361-12.9
TOTAL	110	419-1097	.382	265-766	.346	290-415	.699	1393-12.7

15. RON GODFREY (1958-61)

1,384

Year	GP	FG-A	Pct	3FG-A	Pct	FT-A	Pct	Pts-Avg
58-59	25	149-329	.453	—	—	106-143	.741	404-16.2
59-60	27	176-389	.452	—	—	159-207	.768	511-18.9
60-61	27	193-401	.481	—	—	83-119	.698	469-17.4
TOTAL	79	518-1119	.463	—	—	348-469	.742	1384-17.5

16. JAMES JONES (1999-2003)

1,356

Year	GP	FG-A	Pct	3FG-A	Pct	FT-A	Pct	Pts-Avg
99-00	33	52-122	.426	10-32	.313	15-18	.833	129-3.9
00-01	29	122-285	.428	41-87	.471	60-74	.811	345-11.9
01-02	32	133-332	.401	33-105	.314	111-132	.841	410-16.9
02-03	28	157-351	.447	40-100	.400	118-142	.831	472-16.9
TOTAL	122	464-1090	.426	124-324	.383	304-366	.831	1356-11.1

17. DAVON REED (2013-17)

1,343

Year	GP	FG-A	Pct	3FG-A	Pct	FT-A	Pct	Pts-Avg
13-14	33	71-207	.343	40-112	.357	35-53	.660	217-6.6
14-15	30	77-164	.470	37-81	.457	56-77	.727	247-8.2
15-16	35	129-275	.469	46-120	.383	84-103	.816	388-11.1
16-17	33	161-372	.433	79-199	.397	90-108	.833	491-14.9
TOTAL	131	438-1018	.430	202-512	.395	265-341	.777	1343-10.3

18. MIKE WITTMAN (1964-67)

1,319

Year	GP	FG-A	Pct	3FG-A	Pct	FT-A	Pct	Pts-Avg
64-65	24	65-141	.461	—	—	37-61	.726	167-7.0
65-66	26	208-446	.466	—	—	151-206	.733	567-21.8
66-67	26	219-453	.483	—	—	147-184	.799	585-22.3
TOTAL	76	492-1040	.473	—	—	335-451	.743	1319-17.4



1,000 POINTS CLUB

19. JOE WYLLIE (1988-91)

1,297

Year	GP	FG-A	Pct	3FG-A	Pct	FT-A	Pct	Pts-Avg
88-89	25	105-202	.520	3-6	.500	55-104	.529	268-10.7
89-90	28	210-430	.488	3-11	.273	91-153	.595	514-18.4
90-91	28	186-400	.465	0-4	.000	143-194	.737	515-18.4
TOTAL	81	501-1032	.485	6-21	.286	289-451	.641	1297-16.0

20. WILLIE ALLEN (1968-71)

1,293

Year	GP	FG-A	Pct	3FG-A	Pct	FT-A	Pct	Pts-Avg
68-69	24	134-300	.447	—	—	84-138	.609	352-14.7
69-70	26	164-356	.461	—	—	116-188	.617	444-17.1
70-71	25	184-404	.455	—	—	129-227	.568	497-19.9
TOTAL	75	482-1060	.455	—	—	329-553	.595	1293-17.2

21. JOHN SALMONS (1998-2002)

1,287

Year	GP	FG-A	Pct	3FG-A	Pct	FT-A	Pct	Pts-Avg
98-99	29	61-127	.480	10-41	.244	29-40	.725	161-5.6
99-00	34	109-240	.454	29-85	.341	73-92	.793	320-9.4
00-01	29	137-289	.474	25-71	.352	88-119	.737	387-13.3
01-02	32	137-297	.461	22-71	.310	123-146	.842	419-13.1
TOTAL	124	444-953	.466	66-268	.321	313-389	.805	1287-10.4

22. KAMERON McGUSTY (2019-22)

1,273

Year	GP	FG-A	Pct	3FG-A	Pct	FT-A	Pct	Pts-Avg
19-20	28	130-299	.435	38-116	.328	51-68	.750	349-12.5
20-21	20	98-220	.445	24-75	.320	46-56	.821	266-13.3
21-22	37	235-494	.476	61-172	.355	127-156	.814	658-17.8
TOTAL	85	463-1013	.457	123-363	.339	224-280	.800	1273-15.0

23. DJ VASILJEVIC (2016-20)

1,271

Year	GP	FG-A	Pct	3FG-A	Pct	FT-A	Pct	Pts-Avg
16-17	33	65-182	.357	51-146	.349	16-20	.800	197-6.0
17-18	32	104-231	.450	67-163	.411	14-16	.875	289-9.0
18-19	32	125-312	.401	81-221	.367	45-49	.918	376-11.8
19-20	31	138-338	.408	73-212	.344	60-68	.882	409-13.2
TOTAL	128	432-1063	.406	272-742	.367	135-153	.882	1271-9.9

24. CHRIS LYKES (2017-21)

1,256

Year	GP	FG-A	Pct	3FG-A	Pct	FT-A	Pct	Pts-Avg
17-18	32	100-249	.402	48-139	.345	59-82	.720	307-9.6
18-19	32	171-421	.406	61-192	.318	114-146	.781	517-16.2
19-20	26	140-324	.432	51-134	.381	70-86	.814	401-15.4
20-21	2	8-22	.364	5-11	.455	10-11	.909	31-15.5
TOTAL	92	419-1016	.412	165-476	.347	253-325	.778	1256-13.7

25. DWAYNE COLLINS (2006-10)

1,245

Year	GP	FG-A	Pct	3FG-A	Pct	FT-A	Pct	Pts-Avg
06-07	32	106-197	.538	0-0	.000	62-107	.579	274-8.6
07-08	34	120-218	.550	0-0	.000	54-108	.500	294-8.6
08-09	31	109-193	.565	0-0	.000	112-192	.583	330-10.6
09-10	29	128-212	.604	0-0	.000	91-160	.569	347-12.0
TOTAL	126	463-820	.565	0-0	.000	319-567	.563	1245-9.9

26. MIKE McCOY (1960-63)

1,231

Year	GP	FG-A	Pct	3FG-A	Pct	FT-A	Pct	Pts-Avg
60-61	27	88-197	.446	—	—	33-61	.541	209-7.7
61-62	26	199-485	.410	—	—	70-122	.574	468-18.0
62-63	28	237-530	.447	—	—	80-132	.606	554-19.8
TOTAL	81	524-1212	.432	—	—	183-315	.581	1231-15.2

27. MARIO BLAND (1996-2000)

1,199

Year	GP	FG-A	Pct	3FG-A	Pct	FT-A	Pct	Pts-Avg
96-97	29	48-100	.480	0-0	.000	22-37	.595	118-4.1
97-98	27	122-200	.610	0-2	.000	70-117	.598	334-11.6
98-99	30	125-212	.590	6-11	.545	81-124	.653	317-11.2
99-00	34	155-328	.473	4-24	.167	116-159	.730	430-12.6
TOTAL	120	450-840	.536	10-37	.270	289-437	.661	1199-10.0

28. GENE STAGE (1955-58)

1,192

Year	GP	FG-A	Pct	3FG-A	Pct	FT-A	Pct	Pts-Avg
55-56	26	155-353	.439	—	—	68-100	.680	378-14.5
56-57	26	158-375	.421	—	—	145-186	.779	461-17.7
57-58	22	137-303	.452	—	—	79-103	.767	353-16.1
TOTAL	74	450-1031	.436	—	—	292-389	.751	1192-16.1

29. RUSTY PARKER (1965-68)

1,190

Year	GP	FG-A	Pct	3FG-A	Pct	FT-A	Pct	Pts-Avg
65-66	26	140-254	.551	—	—	63-97	.650	343-13.2
66-67	26	118-255	.463	—	—	53-75	.726	289-12.6
67-68	28	214-406	.527	—	—	130-162	.802	558-19.9
TOTAL	80	472-915	.516	—	—	246-334	.737	1190-14.9

30. MALCOLM GRANT (2009-12)

1,185

Year	GP	FG-A	Pct	3FG-A	Pct	FT-A	Pct	Pts-Avg
09-10	33	99-252	.393	61-148	.412	59-78	.756	318-9.6
10-11	36	158-378	.418	94-222	.423	122-143	.853	532-14.8
11-12	31	105-310	.339	68-206	.330	57-71	.803	335-10.8
TOTAL	100	362-940	.385	223-576	.387	238-292	.815	1185-11.9

31. KEVIN PRESTO (1985-89)

1,156

Year	GP	FG-A	Pct	3FG-A	Pct	FT-A	Pct	Pts-Avg
85-86	28	117-253	.462	—	—	57-70	.814	291-10.4
86-87	31	96-239	.402	69-170	.406	70-78	.897	331-10.7
87-88	31	81-200	.405	47-125	.376	56-60	.933	265-8.5
88-89	31	82-219	.374	54-158	.342	51-61	.836	269-8.7
TOTAL	121	376-911	.413	170-453	.375	234-269	.870	1156-9.6

32. JA'QUAN NEWTON (2014-18)

1,145

Year	GP	FG-A	Pct	3FG-A	Pct	FT-A	Pct	Pts-Avg
14-15	34	45-111	.405	4-10	.400	41-64	.641	135-4.0
15-16	31	105-228	.461	9-26	.346	105-143	.734	324-10.5
16-17	30	150-332	.452	11-40	.275	93-133	.699	404-13.5
17-18	32	109-245	.445	7-27	.259	57-92	.620	282-8.8
TOTAL	127	409-916	.447	31-103	.301	296-432	.685	1145-9.0

33. CONSTANTIN POPA (1991-95)

1,132

Year	GP	FG-A	Pct	3FG-A	Pct	FT-A	Pct	Pts-Avg
91-92	32	81-187	.433	0-1	.000	54-100	.540	216-6.8
92-93	27	145-275	.527	0-0	.000	66-111	.595	356-13.2
93-94	27	100-216	.463	0-0	.000	47-67	.701	247-9.1
94-95	27	126-239	.527	0-0	.000	61-84	.726	313-11.6
TOTAL	113	452-917	.493	0-1	.000	228-362	.630	1132-10.0

34. RION BROWN (2010-14)

1,124

Year	GP	FG-A	Pct	3FG-A	Pct	FT-A	Pct	Pts-Avg
10-11	36	51-141	.362	32-90	.356	22-33	.697	157-4.4
11-12	31	73-171	.427	41-104	.394	36-47	.766	223-7.2
12-13	36	79-215	.367	38-130	.292	35-47	.745	231-6.4
13-14	33	174-403	.432	63-199	.317	102-135	.756	513-15.5
TOTAL	136	377-930	.405	174-523	.333	196-262	.748	1124-8.3

35. SHELDON McCLELLAN (2014-16)

1,120

Year	GP	FG-A	Pct	3FG-A	Pct	FT-A	Pct	Pts-Avg
14-15	38	192-397	.484	54-151	.358	112-136	.824	550-14.5
15-16	35	177-351	.504	56-138	.406	160-191	.838	570-16.3
TOTAL	73	369-748	.493	110-289	.381	272-327	.832	1120-15.3

36. JAMES DEWS (2006-10)

1,090

Year	GP	FG-A	Pct	3FG-A	Pct	FT-A	Pct	Pts-Avg
06-07	31	37-108	.343	16-58	.276	7-12	.583	97-3.1
07-08	34	121-283	.428	58-156	.372	49-54	.907	349-10.3
08-09	32	94-239	.393	44-132	.333	31-41	.756	263-8.2
09-10	33	147-328	.448	52-143	.364	35-47	.745	381-11.5
TOTAL	130	399-958	.417	170-489	.348	122-154	.792	1090-8.4



1,000 POINTS CLUB

37. WHITEY CAMPBELL (1946-50)								1,076
Year	GP	FG-A	Pct	3FG-A	Pct	FT-A	Pct	Pts-Avg
46-50	—	417	—	—	—	134	—	1076

38. ANTHONY LAWRENCE II (2015-19)								1,043
Year	GP	FG-A	Pct	3FG-A	Pct	FT-A	Pct	Pts-Avg
15-16	33	47-92	.511	18-42	.429	24-40	.600	136-4.1
16-17	33	72-173	.416	35-99	.354	45-62	.726	224-6.8
17-18	32	100-214	.467	38-88	.432	43-63	.683	281-8.8
18-19	32	141-311	.453	51-147	.347	69-91	.758	402-12.6
TOTAL	130	360-790	.456	142-376	.378	181-256	.707	1043-8.0

T-39. JULIE COHEN (1959-62)								1,042
Year	GP	FG-A	Pct	3FG-A	Pct	FT-A	Pct	Pts-Avg
59-60	27	120-300	.400	—	—	99-152	.651	339-12.6
60-61	27	132-275	.480	—	—	62-95	.653	326-12.1
61-62	26	136-329	.414	—	—	105-143	.734	377-14.5
TOTAL	80	388-904	.429	—	—	266-390	.682	1042-13.0

T-39. DICK MIANI (1952-56)								1,042
Year	GP	FG-A	Pct	3FG-A	Pct	FT-A	Pct	Pts-Avg
52-56	—	392	—	—	—	258	—	1042

41. REGGIE JOHNSON (2009-13)								1,039
Year	GP	FG-A	Pct	3FG-A	Pct	FT-A	Pct	Pts-Avg
09-10	32	60-115	.522	0-0	.000	84-107	.785	204-6.4
10-11	36	165-279	.591	0-0	.000	100-150	.667	430-11.9
11-12	23	88-179	.492	4-11	.364	51-72	.708	231-10.0
12-13	26	57-150	.380	1-10	.100	59-87	.678	174-6.7
TOTAL	117	370-723	.512	5-21	.238	294-416	.707	1,039-8.9

42. JEROME SCOTT (1988-92)								1,038
Year	GP	FG-A	Pct	3FG-A	Pct	FT-A	Pct	Pts-Avg
88-89	17	19-53	.358	6-18	.333	11-21	.524	55-3.2
89-90	27	89-207	.430	19-62	.306	43-65	.662	240-8.9
90-91	28	129-305	.423	33-86	.384	81-114	.711	372-13.3
91-92	32	122-308	.396	27-80	.338	100-142	.704	371-11.6
TOTAL	104	359-873	.411	85-246	.346	235-342	.687	1038-10.0

43. RICK JONES (1964-67)								1,029
Year	GP	FG-A	Pct	3FG-A	Pct	FT-A	Pct	Pts-Avg
64-65	26	100-257	.389	—	—	56-70	.800	256-9.9
65-66	26	160-381	.420	—	—	134-153	.876	454-17.5
66-67	26	114-293	.388	—	—	91-114	.798	319-12.3
TOTAL	78	374-931	.402	—	—	281-337	.834	1029-13.2

Rick Barry's mark is tied for the ninth-longest-standing school scoring record in the country.

Rk.	Name	School	Final Yr.	Points
1.	Fran Selvy	Furman	1953-54	2,538
T-2.	Ed Conlin	Fordham	1954-55	1,886
	Dickie Hemric	Wake Forest	1954-55	2,587
	Cleo Littleton	Wichita State	1954-55	2,164
	Dick Ricketts	Duquesne	1954-55	1,963
T-6.	Oscar Robertson	Cincinnati	1959-60	2,973
	Jerry West	West Virginia	1959-60	2,309
8.	Frank Burgess	Gonzaga	1960-61	2,196
T-9.	Rick Barry	Miami	1964-65	2,298
	Bill Bradley	Princeton	1964-65	2,503

1K SCORERS BY UNIFORM NUMBER

Num.*	Total	Players
No. 0	2	Chris Lykes, Ja'Quan Newton
No. 1	2	Durand Scott, DJ Vasiljevic
No. 2	1	Isaiah Wong
No. 3	3	Malcolm Grant, Anthony Lawrence II, Kevin Presto
No. 5	2	Davon Reed, John Salmons
No. 10	1	Sheldon McClellan
No. 11	1	Don Curnutt
No. 12	1	Ron Godfrey
No. 13	4	Guillermo Diaz, Dick Hickox, Rick Jones, Gene Stage
No. 14	1	Mike Wittman
No. 15	2	Rion Brown, Joe Wylie
No. 17	2	Whitey Campbell, Dick Miani
No. 20	1	Rusty Parker
No. 21	3	Dwayne Collins, Steven Edwards, Darius Rice
No. 22	1	Robert Hite
No. 23	3	Dennis Burns, James Dews, Kameron McGusty
No. 24	1	Rick Barry
No. 25	1	Julie Cohen
No. 31	1	Johnny Hemsley
No. 32	1	Eric Brown
No. 33	4	Willie Allen, James Jones, Jack McClinton, Constantin Popa
No. 40	1	Tim James
No. 42	1	Reggie Johnson
No. 44	1	Jerome Scott
No. 45	1	Mike McCoy
No. 51	1	Mario Bland

* Based off primary number



Constantin Popa

ANNUAL LEADERS

SCORING

Year	Player	FG	3P	FT	Pts
1926-27	No records available				
1927-28	Rodger Ashman	—	n/a	—	169
1928-29	Rodger Ashman	49	n/a	18	116
1929-31	No records available				
1931-32	Polger*	71	n/a	25	167
1932-38	NO TEAM				
1938-39	No records available				
1939-40	John Tobin	86	n/a	24	196
1940-41	John Tobin	71	n/a	27	169
1941-42	John Tobin	91	n/a	39	221
1943-45	No records available				
1945-46	Louis Edwards	53	n/a	17	123
1946-47	Bob Campbell	164	n/a	39	367
1947-48	Abe Friedman	92	n/a	37	221
1948-49	Bob Campbell	164	n/a	39	367
1949-50	Mackey MacDonald	134	n/a	48	316
1950-51	Sy Chadroff	107	n/a	54	268
1951-52	Sy Chadroff	180	n/a	999	459
1952-53	Howard Keene	112	n/a	126	350
1953-54	Willie Schayowitz	95	n/a	37	227
1954-55	Dick Miani	114	n/a	73	301
1955-56	Dick Miani	186	n/a	139	511
1956-57	Gene Stage	158	n/a	145	461
1957-58	Gene Stage	137	n/a	79	353
1958-59	Dick Hickox	161	n/a	131	453
1959-60	Dick Hickox	219	n/a	158	596
1960-61	Dick Hickox	180	n/a	120	480
1961-62	Mike McCoy	199	n/a	80	478
1962-63	Mike McCoy	237	n/a	80	554
1963-64	Rick Barry	314	n/a	242	870
1964-65	Rick Barry	340	n/a	293	973
1965-66	Mike Wittman	208	n/a	151	567
1966-67	Mike Wittman	219	n/a	147	585
1967-68	Don Curnutt	268	n/a	99	635
1968-69	Don Curnutt	262	n/a	138	662
1969-70	Don Curnutt	283	n/a	143	709
1970-71	Willie Allen	184	n/a	129	497
1972-85	NO TEAM				
1985-86	Eric Brown	174	n/a	112	460
1986-87	Eric Brown	183	14	114	460
1987-88	Eric Brown	193	4	161	551
1988-89	Eric Brown	255	9	246	765
1989-90	Joe Wylie	210	3	91	514
1990-91	Joe Wylie	186	0	143	515
1991-92	Jerome Scott	100	27	122	371
1992-93	Steven Edwards	127	79	97	430
1993-94	Jamal Johnson	102	0	53	257
1994-95	Steven Edwards	102	64	91	359
1995-96	Steven Edwards	114	65	68	361
1996-97	Tim James	165	2	73	405
1997-98	Tim James	184	4	97	469
1998-99	Tim James	215	12	115	557
1999-00	Johnny Hemsley	194	64	90	542

Year	Player	FG	3P	FT	Pts
2000-01	Darius Rice	140	62	67	409
2001-02	Darius Rice	155	76	92	478
2002-03	Darius Rice	170	67	99	506
2003-04	Darius Rice	166	55	85	472
2004-05	Guillermo Diaz	190	61	97	538
2005-06	Guillermo Diaz	194	48	120	586
2006-07	Jack McClinton	163	91	102	519
2007-08	Jack McClinton	179	94	114	566
2008-09	Jack McClinton	200	101	116	617
2009-10	James Dews^	147	52	35	381
2010-11	Malcolm Grant	158	94	122	532
2011-12	Durand Scott	136	19	97	388
2012-13	Shane Larkin	183	69	87	522
2013-14	Rion Brown	174	63	102	513
2014-15	Sheldon McClellan	192	54	112	550
2015-16	Sheldon McClellan	177	56	351	570
2016-17	Davon Reed	161	79	90	491
2017-18	Lonnie Walker IV	132	56	48	368
2018-19	Chris Lykes	171	61	114	517
2019-20	DJ Vasiljevic^	138	73	60	409
2020-21	Isaiah Wong	155	50	102	462
2021-22	Kameron McGusty	235	61	127	658
2022-23	Isaiah Wong	192	61	153	598

* Full name unknown

^ Led team in total points, but not in scoring average

Players to lead Miami in scoring at least three straight seasons:

John Tobin	1940, 41, 42
Dick Hickox	1959, 60, 61
Don Curnutt	1968, 69, 70
Eric Brown (4x)	1986, 87, 88, 89
Tim James	1997, 98, 99
Darius Rice (4x)	2001, 02, 03, 04
Jack McClinton	2007, 08, 09



Tim James



ANNUAL LEADERS

REBOUNDS

YEAR	PLAYER	OFF	DEF	TOTAL
1950-51	Howard Keene	—	—	271
1951-52	Howard Keene	—	—	218
1952-54	<i>No records available</i>			
1954-55	Ken Ryskamp	—	—	181
1955-56	Ed Morris	—	—	322
1956-57	Ed Morris	—	—	246
1957-58	Dick Berghoff	—	—	278
1958-59	Harry Manushaw	—	—	372
1959-60	Harry Manushaw	—	—	321
1960-61	Ron Godfrey	—	—	256
1961-62	Mike McCoy	—	—	338
1962-63	Rick Barry	—	—	351
1963-64	Rick Barry	—	—	448
1964-65	Rick Barry	—	—	475
1965-66	Mike Wittman	—	—	260
1966-67	Billy Soens	—	—	330
1967-68	Billy Soens	—	—	299
1968-69	Wayne Canaday	—	—	319
1969-70	Wayne Canaday	—	—	327
1970-71	Willie Allen	—	—	316
1972-85	NO TEAM			
1985-86	Eric Brown	—	—	208
1986-87	Tito Horford	59	178	241
1987-88	Tito Horford	65	206	271
1988-89	Eric Brown	81	168	249
1989-90	Joe Wylie	89	177	266
1990-91	Joe Wylie	110	169	279
1991-92	Constantin Popa	64	88	152
1992-93	Constantin Popa	76	121	197
1993-94	Constantin Popa	57	105	162
1994-95	Constantin Popa	76	114	190
1995-96	Steve Rich	70	90	160
1996-97	Tim James	88	108	196
1997-98	Tim James	90	173	263
1998-99	Tim James	83	163	246
1999-00	Mario Bland	90	147	237
2000-01	John Salmons	62	111	173
2001-02	James Jones	65	138	203
2002-03	James Jones	52	117	169
2003-04	Darius Rice	55	123	178
2004-05	Anthony King	91	134	231
2005-06	Anthony King	104	132	236
2006-07	Dwayne Collins	105	102	207
2007-08	Anthony King	83	156	239
2008-09	Dwayne Collins	95	132	227
2009-10	Dwayne Collins	85	140	225
2010-11	Reggie Johnson	126	221	347
2011-12	Kenny Kadji	58	112	170
2012-13	Kenny Kadji	56	188	244
2013-14	Rion Brown	47	146	193
2014-15	Tonye Jekiri	118	248	366
2015-16	Tonye Jekiri	93	207	300
2016-17	Kamari Murphy	79	162	241
2017-18	Dewan Huell	65	148	213

YEAR	PLAYER	OFF	DEF	TOTAL
2018-19	Ebuka Izundu	111	156	267
2019-20	Sam Waardenburg	49	132	181
2020-21	Nysier Brooks	64	92	156
2021-22	Jordan Miller	75	139	214
2022-23	Norchad Omier	133	238	371

ASSISTS

YEAR	PLAYER	ASSISTS*
1985-86	Bryan Hughes	129
1986-87	Kevin Presto	117
1987-88	Thomas Hocker	136
1988-89	Thomas Hocker	109
1989-90	Thomas Hocker	139
1990-91	Jerome Scott	111
1991-92	Michael Gardner	98
1992-93	Michael Gardner	154
1993-94	Torey McCormick	85
1994-95	Kevin Norris	102
1995-96	Kevin Norris	111
1996-97	Kevin Norris	142
1997-98	Kevin Norris	138
1998-99	Vernon Jennings	167
1999-00	Vernon Jennings	218
2000-01	John Salmons	115
2001-02	John Salmons	195
2002-03	Armondo Surratt	93
2003-04	Armondo Surratt	121
2004-05	Anthony Harris	133
2005-06	Guillermo Diaz	97
2006-07	Anthony Harris	110
2007-08	Lance Hurdle	82
	Jack McClinton	82
2008-09	Jack McClinton	91
2009-10	Malcolm Grant	117
2010-11	Malcolm Grant	115
2011-12	Durand Scott	93
2012-13	Shane Larkin	164
2013-14	Garrius Adams	95
2014-15	Angel Rodriguez	126
2015-16	Angel Rodriguez	158
2016-17	Bruce Brown Jr.	106
2017-18	Ja'Quan Newton	84
2018-19	Chris Lykes	103
2019-20	Harlond Beverly	71
2020-21	Isaiah Wong	64
2021-22	Charlie Moore	172
2022-23	Isaiah Wong	118

* Did not become an official NCAA statistic until 1985-86

ANNUAL LEADERS

STEALS

YEAR	PLAYER	STEALS*
1985-86	Bryan Hughes	42
1986-87	Kevin Presto	44
1987-88	Dennis Burns	48
1988-89	Eric Brown	44
1989-90	Jake Morton	45
1990-91	Jerome Scott	70
1991-92	Jerome Scott	77
1992-93	Steven Edwards	56
1993-94	Torey McCormick	43
1994-95	Kevin Norris	49
1995-96	Kevin Norris	45
1996-97	Clifton Clark	47
1997-98	Kevin Norris	68
1998-99	Vernon Jennings	60
1999-00	Vernon Jennings	75
2000-01	John Salmons	57
2001-02	John Salmons	57
2002-03	James Jones	44
2003-04	Robert Hite	61
2004-05	Robert Hite	45
2005-06	Robert Hite	50
2006-07	Brian Asbury	46
2007-08	James Dews	28
2008-09	Dwayne Collins	31
2009-10	Durand Scott	41
2010-11	Durand Scott	43
2011-12	Shane Larkin	50
2012-13	Shane Larkin	71
2013-14	Garrius Adams	42
2014-15	Angel Rodriguez	59
2015-16	Angel Rodriguez	58
2016-17	Bruce Brown Jr.	49
2017-18	Anthony Lawrence II	46
2018-19	Zach Johnson	53
2019-20	Chris Lykes	28
2020-21	Isaiah Wong	30
2021-22	Charlie Moore	75
2022-23	Isaiah Wong	51

* Did not become an official NCAA statistic until 1985-86

BLOCKED SHOTS

YEAR	PLAYER	BLOCKS*
1985-86	Tim Harvey	46
1986-87	Tito Horford	45
1987-88	Tito Horford	80
1988-89	Dennis Burns	36
1989-90	Joe Wylie	32
1990-91	Joe Wylie	37
1991-92	Constantin Popa	64
1992-93	Constantin Popa	85
1993-94	Constantin Popa	59
1994-95	Constantin Popa	55
1995-96	Tim James	50
1996-97	Tim James	64
1997-98	Tim James	45
1998-99	Tim James	65
1999-00	Elton Tyler	34
2000-01	Dwayne Wimbley	48
2001-02	James Jones	78
2002-03	James Jones	50
2003-04	Gary Hamilton	26
2004-05	Anthony King	86
2005-06	Anthony King	65
2006-07	Brian Asbury	20
2007-08	Anthony King	48
2008-09	Jimmy Graham	36
2009-10	Dwayne Collins	32
2010-11	Reggie Johnson	45
2011-12	Kenny Kadji	51
2012-13	Julian Gamble	63
2013-14	Donnavan Kirk	46
2014-15	Tonye Jekiri	51
2015-16	Tonye Jekiri	35
2016-17	Dewan Huell/Ebuka Izundu	25
2017-18	Huell/Anthony Lawrence II	31
2018-19	Ebuka Izundu	39
2019-20	Sam Waardenburg	33
2020-21	Nysier Brooks	26
2021-22	Sam Waardenburg	47
2022-23	Norchad Omier	42

* Did not become an official NCAA statistic until 1985-86

MIAMI 100-POINT GAMES

Date	Opponent	W/L	UM	Opp.	Date	Opponent	W/L	UM	Opp.
1/9/52	Florida Southern	W	106	43	12/12/67	Tampa	W	104	103
1/17/55	Tampa	W	103	76	12/27/67	Dartmouth	W	100	81
2/17/55	at Tampa	W	105	89	12/28/67	New York University	W	102	91
1/24/57	Kentucky Wesleyan	W	100	95	1/6/68	Pittsburgh	W	100	84
1/8/58	Stetson	W	103	80	2/10/68	Florida A&M	W	108	98
12/3/58	Rollins	W	104	87	2/24/68	Creighton	W	106	93
12/5/58	Tampa	W	113	71	1/5/70	Rhode Island	W	105	95
12/8/58	Florida Southern	W	107	80	1/23/70	at Florida Southern	W	103	92
1/31/59	Western Kentucky	W	109	95	2/7/70	Florida A&M	W	118	111
2/23/59	Morehead State	W	102	85	2/17/70	La Salle	W	103	96
12/1/59	Rollins	W	110	86	1/8/71	at Florida State	L	106	114
12/3/59	Jacksonville	W	106	98	2/27/71	Florida State	W	100	94
12/28/59	Brigham Young	W	110	93	1/31/86	vs. Brooklyn College	W	102	93
1/2/60	[15] South Carolina	W OT	107	106	1/9/87	vs. PR-Rio Piedras	W	111	64
2/18/60	[10] Florida Southern	W	121	85	2/18/87	FIU	W	102	81
2/22/60	[10] Kentucky Wesleyan	W	104	95	2/28/87	Coppin State	W	115	76
2/27/60	[9] Florida State	W	107	89	12/21/87	Alabama State	W	110	107
1/4/61	Miami (Ohio)	W 2OT	102	100	12/29/87	vs. American	W	104	70
2/1/61	Rollins	W	103	75	3/5/88	UCF	W	100	80
2/18/61	at Tampa	W	108	99	11/25/88	Maryland Eastern Shore	W	108	80
1/6/62	Oklahoma City	L OT	113	118	11/28/88	Oral Roberts	W	108	103
12/13/62	Florida Southern	W	116	93	12/10/88	#1 Duke	L	102	117
1/9/63	at Jacksonville	W	103	91	12/16/88	LIU	W	102	66
1/30/63	[18] at Rollins	W	120	72	12/28/88	vs. Penn	W	102	69
2/5/63	[18] Jacksonville	W	112	105	1/28/89	Marquette	W	106	90
2/9/63	Louisville	W	112	84	2/4/89	BYU	W	107	86
2/12/63	Rollins	W	144	75	2/6/89	USF	W 2OT	106	104
2/18/63	Tampa	W	112	91	2/8/89	Tennessee Tech	W	111	101
12/3/63	Tampa	W	101	95	2/22/89	at Texas	L	104	123
12/12/63	at St. Mary's	W	101	86	3/2/89	Savannah State	W	107	98
12/19/63	Rollins	W	108	90	1/1/90	at George Mason	W OT	101	91
1/4/64	Rhode Island	W	105	88	1/18/90	Florida State	W 2OT	101	97
1/23/64	La Salle	W	121	99	2/16/99	[16/21] Villanova*	W	103	82
1/28/64	at Rollins	W	127	85	11/30/99	[-25] Bethune-Cookman	W	102	75
1/29/64	at Tampa	W	134	104	1/19/02	[24/20] Providence*	W 2OT	102	96
2/4/64	Jacksonville	W	117	92	1/3/04	Savannah State	W	105	65
2/18/64	Florida Southern	W	120	79	11/9/07	Florida Southern	W	104	61
12/1/64	Tampa	W	136	119	11/16/09	Nova Southeastern	W	108	58
1/13/65	Florida Southern	W	124	93	11/19/15	vs. Mississippi State	W	105	79
1/16/65	Jacksonville	W	127	99	2/19/20	at Virginia Tech*	W 3OT	102	95
1/23/65	[-t-19] at Rollins	W	128	92	12/7/22	Cornell	W	107	105
1/30/65	Oklahoma City	W	115	92					
2/2/65	Miami (Ohio)	W	115	95					
2/9/65	Tampa	W	141	110					
2/13/65	Loyola (N.O.)	W	115	86					
2/20/65	[-t-19] Houston	W	103	91					
2/23/65	[-17] Rollins	W	148	79					
12/1/65	Tampa	W	120	91					
12/18/65	Ohio	W	105	100					
1/28/66	at Florida Southern	W	101	80					
2/12/66	Jacksonville	W	117	104					
2/28/66	Florida State	W	112	90					
3/5/66	La Salle	W	108	102					
1/10/67	Oklahoma City	W	111	109					
1/14/67	Jacksonville	W	106	86					
1/19/67	Florida Southern	W	102	83					
3/1/67	Florida State	W	110	90					
12/6/67	at Hawaii	W	102	83					

Overall: 95-4 (77-2 H, 13-2 A, 5-0 N)

~ **Conference:** 3-0 (2-0 BIG EAST, 1-0 ACC)

~ **Overtime:** 7-1 (2-1 single, 4-0 double, 1-0 triple)

~ **Ranked:** 12-0

~ **vs. Ranked:** 0-1

Since Rebirth (1985-86): 27-2 (20-1 H, 2-1 A, 5-0 N)

~ **Conference:** 3-0

~ **Overtime:** 5-0 (1-0 single, 3-0 double, 1-0 triple)

~ **Ranked:** 3-0

~ **vs. Ranked:** 0-1

Since Joining ACC (2004-05): 5-0 (3-0 H, 1-0 A, 1-0 N)

~ **Conference:** 1-0

~ **Overtime:** 1-0 (1-0 triple)

Under Jim Larraga (2011-12): 3-0 (1-0 H, 1-0 A, 1-0 N)

~ **Conference:** 1-0

~ **Overtime:** 1-0 (1-0 triple)



OPPONENT 100-POINT GAMES

Date	Opponent	W/L	UM	Opp.	Date	Opponent	W/L	UM	Opp.
1/25/52	Western Kentucky	L	74	102	2/26/87	at Florida State	L	84	108
12/21/53	Ohio State	L	81	106	11/27/87	vs. #9 Michigan	L	76	109
2/11/54	at Stetson	L	56	108	12/21/87	Alabama State	W	110	107
2/20/56	Morehead State	L	89	102	12/30/87	vs. #11 Purdue	L	82	110
12/3/56	Kentucky	L	75	114	1/6/88	at #9 Duke	L	69	107
12/8/56	at Akron	L	80	106	2/27/88	DePaul	L	82	101
2/5/59	at Stetson	L	97	110	11/28/88	Oral Roberts	W	108	103
1/2/60	South Carolina	W OT	107	106	12/10/88	#1 Duke	L	102	117
3/8/60	[8] vs. Western Kentucky	L	84	107	12/19/88	at Florida	L	81	101
12/10/60	at Brigham Young	L	80	112	1/7/89	at #5 Georgetown	L	79	112
1/4/61	Miami (Ohio)	W 2OT	102	100	1/24/89	#20 Providence	L	91	106
12/4/61	at Morehead State	L	81	107	2/1/89	New Mexico	L	93	110
1/6/62	Oklahoma City	L OT	113	118	2/6/89	USF	W 2OT	106	104
1/30/62	at Tampa	L	95	113	2/8/89	Tennessee Tech	W	111	101
2/10/62	Loyola (N.O.)	L	70	113	2/22/89	at Texas	L	104	123
2/5/63	Jacksonville	W	112	105	1/10/90	#1 Kansas	L	73	100
3/19/63	vs. Providence	L	96	106	1/27/90	at Notre Dame	L	60	107
1/9/64	at Florida	L	91	114	2/21/90	at Providence	L	67	101
1/29/64	at Tampa	W	134	104	12/27/90	Miami (Ohio)	L 2OT	99	101
12/1/64	at Tampa	W	136	119	1/3/07	at #3 North Carolina*	L	64	105
2/9/65	Tampa	W	141	110	1/27/18	[RV/24] at Florida State*	L OT	94	103
12/9/65	at -#11 San Francisco	L	89	105	12/7/22	Cornell	W	107	105
12/18/65	Ohio University	W	105	100					
1/12/66	at Florida	L	66	111					
2/12/66	Jacksonville	W	117	104					
2/17/66	at Houston	L	96	111					
3/5/66	La Salle	W	108	102					
12/3/66	Florida	L	88	113					
1/10/67	Oklahoma City	W	111	109					
2/18/67	#7/8 Houston	L	86	105					
12/7/67	at Hawaii	L	76	110					
12/12/67	Tampa	W	104	103					
1/12/68	at Florida State	L	93	122					
2/15/68	at #1 Houston	L	64	106					
12/6/68	vs. Florida State	L	84	111					
12/7/68	vs. Florida	L	62	111					
12/12/69	at #2 UCLA	L	69	127					
1/9/70	at Florida State	L	63	114					
1/10/70	at #7 Jacksonville	L	87	121					
1/24/70	at Stetson	L	88	116					
1/29/70	at Tulane	L	90	105					
2/7/70	Florida A&M	W	118	111					
2/12/70	at Centenary	L	86	107					
2/14/70	at #13 Houston	L	98	118					
2/28/70	#9 Florida State	L	96	112					
3/4/70	#6 Jacksonville	L	97	108					
12/29/70	at Maryland	L	77	111					
1/8/71	at Florida State	L	106	114					
1/9/71	at #7 Jacksonville	L	82	124					
1/23/71	at Creighton	L	84	104					
2/6/71	Loyola (N.O.)	L	88	107					
12/21/85	at UCLA	L	64	109					
2/19/86	at #2 Duke	L	82	102					
2/22/86	#14 Notre Dame	L	73	126					
12/6/86	at #1 North Carolina	L	77	122					

Overall: 17-60 (15-18 H, 2-36 A, 0-6 N)

~ **Conference:** 0-2

~ **Overtime:** 3-3 (1-2 single, 2-1 double)

~ **Ranked:** 0-2

~ **vs. Ranked:** 0-18

Since Rebirth (1985-86): 5-21 (5-7 H, 0-12 A, 0-2 N)

~ **Conference:** 0-2

~ **Overtime:** 1-2 (0-1 single, 1-1 double)

~ **Ranked:** 0-1

~ **vs. Ranked:** 0-11

Since Joining ACC (2004-05): 1-2 (1-0 H, 0-2 A)

~ **Conference:** 0-2

~ **Ranked:** 0-1

~ **vs. Ranked:** 0-1

Under Jim Larrañaga (2011-12): 1-1 (1-0 H, 0-1 A)

~ **Conference:** 0-1

~ **Ranked:** 0-1



OVERTIME GAMES

Overall: 44-51

1OT: 34-44

2OT: 9-7

3OT: 1-0

Home: 22-25

1OT: 15-21 (3-6 ACC)

2OT: 7-4 (2-2 ACC)

ACC play: 5-8

Vs. ranked: 2-7 (1-5 ACC; 2-4 1OT, 0-3 2OT)

Miami ranked: 5-0 (1-0 ACC; 4-0 1OT, 1-0 2OT)

Away: 16-17

1OT: 14-16 (5-8 ACC)

2OT: 1-1

3OT: 1-0 (1-0 ACC)

ACC play: 6-8

Vs. ranked: 2-3 (2-2 ACC; 2-3 1OT)

Miami ranked: 1-3 (0-3 ACC; 1-3 1OT)

Neutral: 6-9

1OT: 5-7

2OT: 1-2

ACC Tournament: 2-1 (2-1 1OT)

Vs. ranked: 0-1 (0-1 2OT)

Miami ranked: n/a

ACC play: 11-16

1OT: 8-14

2OT: 2-2

3OT: 1-0

Postseason: 4-2

1OT: 4-2

NIT: 0-1 (0-1 1OT)

ACC Tournament: 2-1 (2-1 1OT)

BIG EAST Tournament: 2-0 (2-0 1OT)

No games involving a ranked team

Vs. ranked: 4-11

1OT: 4-7 (3-4 ACC)

2OT: 0-4 (0-2 ACC)

ACC play: 3-7

Miami ranked: 6-3

1OT: 5-3 (1-3 ACC)

2OT: 1-0

ACC play: 1-2

Both teams ranked: n/a

Under Larranaga: 12-13

1OT: 8-12 (5-7 ACC)

2OT: 3-1 (2-1 ACC)

3OT: 1-0 (1-0 ACC)

ACC play: 8-8

Postseason: 1-1 (1-0 ACCT, 0-1 NIT, 1-1 1OT)

Non-conf. regular season: 3-4 (2-4 1OT, 1-0 2OT)

UM ranked: 2-2 (2-2 1OT)

Vs. ranked: 2-5 (2-4 1OT, 0-1 2OT)

Both teams ranked: n/a

Date	Opponent	W/L	Score
12/29/48	Princeton	L 2OT	55-62
1/12/51	Tampa	L OT	75-77
2/6/51	La Salle	W OT	77-75
2/13/54	at Florida Southern	W 2OT	77-70
12/30/58	Miami (Ohio)	L OT	87-89
1/2/60	[15] South Carolina	W OT	107-106
1/13/60	[15] at Jacksonville	W OT	78-70
1/4/61	Miami (Ohio)	W 2OT	102-100
1/13/61	at Jacksonville	W OT	93-84
1/6/62	Oklahoma City	L OT	113-118
11/30/62	Florida	W OT	91-87
1/12/63	at Florida State	L OT	74-77
12/14/63	at Nevada	W OT	81-78
12/28/63	vs. Syracuse	L OT	85-86
2/15/64	at Loyola (N.O.)	W OT	97-90
12/28/65	Louisville	L OT	84-85
2/1/69	Morehead State	W OT	92-91
3/1/69	Florida State	L OT	86-89
12/13/69	at Pepperdine	L OT	90-93
12/19/70	vs. Oklahoma City	L OT	91-94
1/29/71	at Florida Southern	L OT	95-96

Program Rebirth

1/18/86	Arizona	L OT	74-81
12/29/86	vs. Yale	W OT	78-75
1/24/87	Marquette	W OT	91-89
1/31/87	at San Diego State	W OT	83-82
2/1/88	vs. Marist	W OT	79-76
2/4/88	Monmouth	L OT	62-64
1/3/89	at Rutgers	W OT	99-94
2/6/89	USF	W 2OT	106-104
1/1/90	at George Mason	W OT	101-91
1/18/90	Florida State	W 2OT	101-97
12/19/90	at SMU	L 2OT	88-93
12/27/90	vs. Miami (Ohio)	L 2OT	99-101
2/11/91	Memphis	L OT	82-83

Joined BIG EAST

3/4/92	#22 Seton Hall ^A	L OT	82-90
2/25/95	at Boston College ^A	W OT	77-71
2/28/95	Pittsburgh ^A	W OT	76-68
12/23/95	Clemson	L OT	52-66
2/20/96	St. John's ^A	W 2OT	96-91
1/18/97	Georgetown ^A	W OT	68-65
3/5/97	at St. John's+	W OT	76-68
1/20/99	Connecticut ^A	L OT	68-70
3/5/00	#18/21 St. John's ^A	W OT	74-70
1/22/01	at St. John's ^A	L OT	63-67
1/15/02	[24/20] Pittsburgh ^A	W OT	76-69
1/19/02	[24/20] Providence ^A	W 2OT	102-96
3/7/02	vs. Georgetown+	W OT	84-76
12/3/02	at Florida Atlantic	L OT	73-74
12/21/02	vs. #13 Florida	L 2OT	93-94
1/4/03	North Carolina	W OT	64-61
1/11/03	at #3 Connecticut ^A	L OT	80-83
2/8/03	Villanova ^A	L OT	67-72
1/10/04	#15 Pittsburgh ^A	L 2OT	80-84
1/31/04	Georgetown ^A	L OT	80-87

OVERTIME GAMES

Date	Opponent	W/L	Score
2/4/04	at Rutgers^	L OT	70-72
2/11/04	Boston College^	L OT	72-74
Joined ACC			
11/27/04	vs. Xavier	L OT	70-83
2/5/05	#22/24 Maryland*	W OT	75-73
1/29/06	at Florida State*	W OT	84-78
2/8/06	#16/15 NC State*	L 2OT	77-86
2/28/07	at Clemson*	L OT	70-74
3/3/07	Florida State*	L OT	90-98
3/9/07	vs. Boston College#	L OT	71-74
1/19/08	[21/24] at NC State*	L OT	77-79
3/8/08	at Florida State*	L OT	72-75
1/25/09	Virginia Tech*	L OT	83-88
1/27/09	at NC State*	L OT	81-84
2/7/09	at #4/3 Duke*	L OT	75-78
2/5/11	at Virginia*	W OT	70-68
3/10/11	vs. Virginia#	W OT	69-62
Larrañaga Arrived			
11/25/11	at Ole Miss	L OT	61-64
12/17/11	vs. Florida Atlantic	W 2OT	93-90
2/1/12	Maryland*	W 2OT	90-86
2/5/12	at #7/5 Duke*	W OT	78-74
12/25/12	vs. Indiana State	L OT	55-57
11/08/13	St. Francis Brooklyn	L OT	62-66
11/11/13	Georgia Southern	W OT	81-80
11/28/13	vs. George Washington	L OT	63-71
12/8/13	Virginia Tech*	L OT	60-61
2/5/14	#25/22 Pittsburgh*	L OT	55-59
1/3/15	#3 Virginia*	L 2OT	80-89
2/16/15	Boston College*	W 2OT	89-86
4/2/15	vs. Stanford\$	L OT	64-66
12/1/16	[21] Nebraska	W OT	77-72
2/20/17	at #18/19 Virginia*	W OT	54-48
1/24/18	[RV/24] Louisville*	W OT	78-75
1/27/18	[RV/24] at Florida State*	L OT	94-103
2/9/19	at #8 North Carolina*	L OT	85-88
12/31/19	at Clemson*	W OT	73-68
1/18/20	#9 Florida State*	L OT	79-83
2/19/20	at Virginia Tech*	W 3OT	102-95
3/7/20	Syracuse*	W OT	69-65
2/6/21	#16 Virginia Tech*	L OT	76-80
3/10/22	vs. Boston College#	W OT	71-69
1/14/23	at NC State*	L OT	81-83

* ACC game

^ BIG EAST game

ACC Tournament

+ BIG EAST Tournament

\$ NIT



SEASON OPENERS

Season Openers All-Time*	58-14
at home	49-10 (1-1 1OT)
on the road	7-2
at a neutral site	2-2
in overtime	1-1 (1-1 1OT)
vs. ranked teams	0-2
at home	0-1
at a neutral site	0-1
as a ranked team	2-0
at home	2-0
longest winning streak	20 (1993-94 to 2012-13)
longest losing streak	3 (1939-40 to 1941-42)

Season Openers Since Rebirth	33-5
at home	27-4 (0-1 1OT)
on the road	4-0
at a neutral site	2-1
in overtime	0-1 (0-1 1OT)
vs. ranked teams	0-2
at home	0-1
as a ranked team	2-0
at home	2-0

Season Openers Since Joining ACC	17-2
at home	16-2 (0-1 1OT)
at a neutral site	1-0
in overtime	0-1 (0-1 1OT)
vs. ranked teams	0-1
at home	0-1
as a ranked team	2-0
at home	2-0

Season Openers Under Jim Larrañaga	10-2
at home	10-2 (0-1 1OT)
in overtime	0-1 (0-1 1OT)
vs. ranked teams	0-1
at home	0-1
as a ranked team	1-0
at home	1-0

Home Openers All-Time*	60-12
in overtime	1-1 (1-1 1OT)
vs. ranked teams	0-2
as a ranked team	3-0
longest winning streak	20 (1993-94 to 2012-13)
longest losing streak	3 (1939-40 to 1941-42)

Home Openers Since Rebirth	34-4
in overtime	0-1 (0-1 1OT)
vs. ranked teams	0-1
as a ranked team	3-0

Home Openers Since Joining ACC	17-2
in overtime	0-1 (0-1 1OT)
vs. ranked teams	0-1
as a ranked team	2-0

Home Openers Under Jim Larrañaga	10-2
in overtime	0-1 (0-1 1OT)
vs. ranked teams	0-1
as a ranked team	1-0

Road Openers All-Time**	31-40
in overtime	1-2 (1-2 1OT)
vs. ranked teams	3-8
as a ranked team	3-0 (1-0 1OT)
with both teams ranked	1-1
longest winning streak	5 (1997-98 to 2001-02)
longest losing streak#	8 (1985-86 to 1992-93)

Road Openers Since Rebirth	19-19
in overtime	1-2 (1-2 1OT)
vs. ranked teams	3-4
as a ranked team	3-0 (1-0 1OT)
with both teams ranked	1-0

Road Openers Since Joining ACC	12-7
in overtime	1-1 (1-1 1OT)
vs. ranked teams	3-2
as a ranked team	3-0 (1-0 1OT)
with both teams ranked	1-0

Road Openers Under Jim Larrañaga	8-4
in overtime	1-1 (1-1 1OT)
vs. ranked teams	2-1
as a ranked team	2-0 (1-0 1OT)
with both teams ranked	1-0

Neutral-Site Openers All-Time*	29-28
in overtime	2-4 (1-2 1OT, 1-2 2OT)
vs. ranked teams	0-5 (0-1 2OT)
as a ranked team	3-0
longest winning streak	7 (1959-60 to 1965-66)
longest losing streak	4 (1987-88 to 1990-91)

Neutral-Site Openers Since Rebirth	19-19
in overtime	2-4 (1-2 1OT, 1-2 2OT)
vs. ranked teams	0-5 (0-1 2OT)
as a ranked team	3-0

Neutral-Site Openers Since Joining ACC	13-6
in overtime	1-2 (1-0 2OT, 0-2 1OT)
vs. ranked teams	0-1
as a ranked team	2-0

Neutral-Site Openers Under Jim Larrañaga	9-3
in overtime	1-1 (1-0 2OT, 0-1 1OT)
vs. ranked teams	0-1
as a ranked team	1-0

* 1931-32 is excluded, as schedule is unavailable and Miami played no senior colleges

^ Miami played no road games in 1926-27, its first season

Miami also lost its last five road openers prior to the program rebirth, making it a non-continuous streak of 13

NOTE: Lone season opener in league play was Nov. 5, 2019, at home against #5/5 Louisville (L, 87-74)



ACC OPENERS

ACC Openers (joined in 2004-05)	8-11
at home	5-6 (0-1 1OT, 0-1 2OT)
on the road	3-5
in overtime	0-2 (0-1 1OT, 0-1 2OT)
vs. ranked teams	1-8 (0-1 2OT)
at home	1-4 (0-1 2OT)
on the road	0-4
as a ranked team	3-0
at home	2-0
on the road	1-0
with both teams ranked	0-0
longest winning streak	3 (2015-16 to 2017-18)
longest losing streak	4 (2008-09 to 2011-12)

ACC Openers Under Jim Larrañaga	6-6
at home	3-5 (0-1 1OT, 0-1 2OT)
on the road	3-1
in overtime	0-2 (0-1 1OT, 0-1 2OT)
vs. ranked teams	0-4 (0-1 2OT)
at home	0-3 (0-1 2OT)
on the road	0-1
as a ranked team	2-0
at home	1-0
on the road	1-0
with both teams ranked	0-0

ACC Home Openers	13-6
in overtime	0-2 (0-1 1OT, 0-1 2OT)
vs. ranked teams	4-4 (0-1 2OT)
as a ranked team	3-0
with both teams ranked	1-0
longest winning streak	4 (2004-05 to 2007-08)
longest losing streak	3 (2018-19 to 2020-21)

ACC Home Openers Under Jim Larrañaga	7-5
in overtime	0-2 (0-1 1OT, 0-1 2OT)
vs. ranked teams	1-3 (0-1 2OT)
as a ranked team	2-0
with both teams ranked	1-0

ACC Road Openers	8-11
in overtime	0-0
vs. ranked teams	4-7
as a ranked team	1-2
with both teams ranked	0-1
longest winning streak	2 (2021-22 to 2022-23)
longest losing streak	3 (2009-10 to 2011-12)

ACC Road Openers Under Jim Larrañaga	6-6
in overtime	0-0
vs. ranked teams	2-4
as a ranked team	1-1
with both teams ranked	0-1

NOTE: ranking notations include the Associated Press and/or USA TODAY Coaches Poll

RECORDS BY MONTH (SINCE REBIRTH)

November	131-40
since joining ACC	88-29
under Jim Larrañaga	56-18
December	169-87
since joining ACC	91-27
under Jim Larrañaga	56-15
January	139-166
since joining ACC	70-78
under Jim Larrañaga	45-48
February	145-147
since joining ACC	76-67
under Jim Larrañaga	55-40
March	87-80
since joining ACC	59-47
under Jim Larrañaga	43-26
April	0-2
since joining ACC	0-2
under Jim Larrañaga	0-2



WATSCO CENTER RECORDS

[OPENED JAN. 4, 2003]

INDIVIDUAL - MIAMI

Points	43	Darius Rice vs. Connecticut, 1/20/03
FGM	16	Darius Rice vs. Connecticut, 1/20/03
FGA	27	Darius Rice vs. Connecticut, 1/20/03
FG Pct.	1.000 (6-6)Sheldon McClellan vs. South Alabama, 11/28/14
3FGM	7.. 4x, last	Jack McClinton vs. N. Carolina, 2/15/09
3FGA	12	Jack McClinton vs. N. Carolina, 2/15/09
	Jack McClinton vs. Virginia Tech, 1/25/09
	Jack McClinton vs. Virginia, 3/1/08
3FG Pct.	1.000 (4-4)Bensley Joseph vs. Cornell, 12/7/22
	Anthony Lawrence II vs. Notre Dame, 2/3/16
	Jack McClinton vs. Ohio State, 12/2/08
FTM	16	Jack McClinton vs. NC State, 3/7/09
FTA	16	Jack McClinton vs. NC State, 3/7/09
	Dwayne Collins vs. Florida Atlantic, 1/5/09
FT Pct.	1.000 (16-16)Jack McClinton vs. NC State, 3/7/09
Rebounds	19	Ebuka Izundu vs. Stephen F. Austin, 11/13/18
Assists	11	Angel Rodriguez vs. Duke, 1/25/16
Steals	6	Jordan Miller vs. Syracuse, 1/5/22
	Angel Rodriguez vs. Syracuse, 1/2/16
Blocks	13	Anthony King vs. Fla. Atlantic, 11/29/04
Turnovers	10	Durand Scott vs. Georgia Tech, 2/3/11

INDIVIDUAL - OPPONENT

Points	45	Al Thornton, Florida State, 3/3/07
FGM	16	Al Thornton, Florida State, 3/3/07
FGA	23	Jarrell Eddie, Virginia Tech, 12/8/13
FG Pct.	1.000 (11-11)Hakim Warrick, Syracuse, 2/14/04
3FGM	7	Joseph Girard III, Syracuse, 1/5/22
	Michael Devoe, Georgia Tech, 2/20/21
	Toney Douglas, Florida State, 1/21/09
3FGA	17 ..	Carter Hendricksen, North Florida, 11/29/20
3FG Pct.	1.000 (4-4)Leaky Black, North Carolina, 1/5/21
	Isaac McGlone, Eastern Kentucky, 12/19/14
FTM	15	Zabian Dowdell, Virginia Tech, 1/23/07
	Tyler Hansbrough, North Carolina, 1/23/08
FTA	18	Zabian Dowdell, Virginia Tech, 1/23/07
FT Pct.	1.000 (11-11)Jon Scheyer, Duke, 1/14/07
	Al Thornton, Florida State, 3/3/07
Rebounds	18	Gani Lawal, Georgia Tech, 2/10/10
Assists	12	Markell Johnson, NC State, 2/5/20
Steals	6 ..	Nickeil Alexander-Walker, Va. Tech, 1/30/19
	Chris Jones, Louisville, 2/3/15
	Jeremy Chappell, Robert Morris, 12/14/08
Blocks	6	Joakim Noah, Florida, 12/22/05
Turnovers	12	Tyree Appleby, Wake Forest, 2/18/23

TEAM - MIAMI

Pts (Game)	108	vs. Nova Southeastern, 11/16/09
	107 (most vs. DI)	vs. Cornell, 12/7/22
Pts (Half)	66	vs. Cornell (1H), 12/7/22
Comb. Pts	212	Miami 107, Cornell 105, 12/7/22
FGM	41	vs. Florida Southern, 11/9/07
FGA	78	vs. Florida Southern, 11/9/07
FG Pct.	.667 (30-45) ..	vs. Birmingham Southern, 12/3/05
3FGM	18	vs. Coppin State, 12/21/19
3FGA	38	vs. Coppin State, 12/21/19
3FG Pct.	.727 (8-11) ..	vs. Louisville, 2/27/16
FTM	32	vs. North Florida, 12/31/08
FTA	42	vs. North Florida, 12/31/08
	vs. Alabama State, 11/28/07
FT Pct.*	.933 (14-15) ..	vs. Boston College, 1/15/11
Rebounds	56	vs. Florida Southern, 11/15/08
Assists	29	vs. Florida Southern, 11/9/07
Steals	16	vs. Virginia Tech, 2/26/22
Blocks	14	vs. North Carolina, 1/4/03
Turnovers	24	vs. Florida State, 1/18/20

* Minimum 10 attempts

TEAM - OPPONENT

Pts (Game)	105	Cornell, 12/7/22
Pts (Half)	59	Duke (2H), 2/20/08
FGM	41	Cornell, 12/7/22
FGA	79	Cornell, 12/7/22
	South Alabama, 11/28/14
FG Pct.	.644 (38-59) ..	Syracuse, 2/14/04
3FGM	17	Syracuse, 1/5/22
3FGA	40	North Florida, 11/29/20
3FG Pct.	.571 (4-7)	NC State, 2/27/10
FTM	34	Virginia Tech, 1/23/07
FTA	42	Virginia Tech, 1/23/07
FT Pct.*	1.000 (16-16) ..	Georgia Southern, 11/11/13
	1.000 (15-15) ..	Clemson, 2/13/19
Rebounds	47	Morgan State, 11/24/07
Assists	27	Cornell, 12/7/22
Steals	17	Georgia Tech, 2/3/11
Blocks	10	Florida, 12/22/05
	Florida State, 1/18/20
Turnovers	28	Georgia Tech, 2/3/11

* Minimum 10 attempts



HOME ATTENDANCE

TOP HOME ATTENDANCE FIGURES

Att	Opponent	Site	Result	Score	Date
15,147	[25/25] #1 Connecticut	Miami Arena	L	70-68 (OT)	1/20/99
11,263	#4/5 Connecticut	Miami Arena	L	75-67	3/4/95
10,896	Georgetown	Miami Arena	L	75-58	2/15/92
10,497	[11/13] Rutgers	Miami Arena	W	68-63	2/27/99
10,419	Georgetown	Miami Arena	W	68-65 (OT)	1/18/97
10,231	#8/7 Connecticut	Miami Arena	L	77-58	1/18/92
10,135	#17/22 Connecticut	Miami Arena	W	68-66	2/2/02
10,037	[17/13] Notre Dame	Miami Arena	L	90-77	2/23/02

TOP HOME STUDENT ATTENDANCE FIGURES

Att	Opponent	Site	Result	Score	Date
2,003	[15/15] #24/25 Illinois	BankUnited Center	W	70-61	12/2/14
1,986	Notre Dame	Watsco Center	L	68-64	2/2/22
1,811	[19/20] RV/#24 Duke	Watsco Center	W	81-59	2/6/23
1,727	[17/16] Syracuse	Watsco Center	W	82-78	1/16/23
1,682	Florida State	Watsco Center	L	71-70	1/22/22
1,667	Minnesota	BankUnited Center	W	63-58	12/2/09

YEARLY HOME ATTENDANCE (since rebirth)

Year	Site	Total	Games	Avg.	Conference Games Total	Games	Avg.
1985-86	Knight Center	54,544	18	3,030	—	—	—
1986-87	Knight Center	43,129	17	2,537	—	—	—
1987-88	Knight Center	41,343	18	2,297	—	—	—
1988-89	Miami Arena	48,968	17	2,880	—	—	—
1989-90	Miami Arena	33,505	16	2,094	—	—	—
1990-91	Miami Arena	33,406	15	2,227	—	—	—

Joined BIG EAST

1991-92	Miami Arena	56,677	14	4,048	46,380	9	5,153
1992-93	Miami Arena	51,262	15	3,417	41,169	9	4,574
1993-94	Miami Arena	38,219	15	2,548	28,154	9	3,128
1994-95	Miami Arena	53,953	15	3,597	43,630	9	4,848
1995-96	Miami Arena	46,150	16	2,884	34,186	9	3,798
1996-97	Miami Arena	60,517	15	4,034	48,093	9	5,344
1997-98	Miami Arena	65,958	14	4,711	47,132	9	5,236
1998-99	Miami Arena	64,509	12	5,376	57,609	9	6,401
1999-00	Miami Arena	53,780	15	3,585	33,268	8	4,159
2000-01	Miami Arena	38,800	15	2,898	26,718	8	3,340
2001-02	Miami Arena	65,466	15	4,364	51,248	8	6,406
2002-03	Miami Arena/CC*	50,397	14	3,600	35,203	8	4,400
2003-04	Convocation Center	45,813	18	2,545	26,160	8	3,270

Joined ACC

2004-05	Convocation Center	68,842	16	4,303	51,027	8	6,378
2005-06	BankUnited Center&	68,247	16	4,265	46,091	8	5,761
2006-07	BankUnited Center	51,974	15	3,465	34,065	8	4,258
2007-08	BankUnited Center	69,152	16	4,322	49,115	8	6,139
2008-09	BankUnited Center	72,599	16	4,537	45,155	8	5,644
2009-10	BankUnited Center	75,411	16	4,713	44,319	8	5,540
2010-11	BankUnited Center	80,963	17	4,763	47,048	8	5,881

Under Jim Larrañaga

2011-12	BankUnited Center	70,854	18	3,936	39,981	8	4,998
2012-13	BankUnited Center	87,212	15	5,814	65,646	9	7,294
2013-14	BankUnited Center	92,424	16	5,776	56,957	9	6,329
2014-15	BankUnited Center	91,991	18	5,111	55,322	9	6,147
2015-16	BankUnited Center	112,110	16	7,007	64,313	9	7,146
2016-17	Watsco Center+	113,701	16	7,106	65,480	9	7,276
2017-18	Watsco Center	99,639	14	7,117	65,138	9	7,238
2018-19	Watsco Center	106,316	16	6,645	61,189	9	6,799
2019-20	Watsco Center	79,415	14	5,673	59,753	10	5,975
2020-21^	Watsco Center	0	15	0	0	10	0
2021-22	Watsco Center	64,383	15	4,292	50,039	10	5,004
2022-23	Watsco Center	99,020	17	5,825	67,517	10	6,752
Totals		2,450,649	596	4,182^	1,419,588	279	5,528^

* Played the first five home games of the season at Miami Arena and the final nine at the Convocation Center & Convocation Center name changed to BankUnited Center before the 2016-17 season

+ BankUnited Center name changed to Watsco Center before the 2016-17 season

^ No tickets were sold due to the COVID-19 pandemic and that season is excluded from the "Avg." calculation

TOP ATTENDANCES AT WATSCO CENTER

Date	Opponent	Total	Result
SELLOUTS (16-14 record)			
3/4/23	[16/15] #25 Pittsburgh	7,972	W, 78-76
2/25/23	[13/11] Florida State	7,972	L, 85-84
2/18/23	[15/13] Wake Forest	7,972	W, 96-87
2/6/23	[19/20] RV/#24 Duke	7,972	W, 81-59
1/22/22	Florida State	7,972	L, 61-60
1/15/18	[25/23] #5 Duke	7,972	L, 75-83
2/25/17	#10/11 Duke	7,972	W, 55-50
1/12/17	#20 Notre Dame	7,972	L, 62-67
1/25/16	[15/13] #24/20 Duke	7,972	W, 80-69
1/9/16	[12/11] Florida State	7,972	W, 72-59
12/8/15	[17/20] Florida	7,972	W, 66-55
2/28/15	#15/18 North Carolina	7,972	L, 64-73
1/22/14	#18 Duke	7,972	L, 46-67
3/9/13	[6/7] Clemson	7,972	W, 62-49
2/19/13	[2] Virginia	7,972	W, 54-50
2/9/13	[8/11] North Carolina	7,972	W, 87-61
1/27/13	[25] Florida State	7,972	W, 71-47
1/23/13	[25] #1 Duke	7,972	W, 90-63
2/13/11	#5 Duke	7,972	L, 71-81
2/15/09	#3 North Carolina	7,200	L, 65-69
1/23/08	#5/4 North Carolina	7,000	L, 82-98
1/12/08	[25] Georgia Tech	7,000	W, 78-68
12/3/06	#21/25 Georgia Tech	7,000	W, 90-82
2/12/06	#23/24 North Carolina	7,000	L, 70-80
1/18/06	Clemson	7,000	W, 62-38
12/22/05	#5 Florida	7,000	L, 67-77
2/26/05	Georgia Tech	7,000	L, 72-76
2/15/05	#5 Wake Forest	7,000	L, 63-68
2/5/05	#22/24 Maryland	7,000	W, 75-73 OT
1/19/05	#4 Duke	7,000	L, 83-92

Date	Opponent	Total	Result
OTHER CROWDS OF 7,000+ (12-10 record)			
12/20/22	[22] #6 Virginia	7,257	W, 66-64
1/4/20	#2 Duke	7,049	L, 62-95
11/5/19	#5 Louisville	7,576	L, 74-87
1/27/19	#RV/23 Florida State	7,122	L, 66-78
1/19/19	#13/15 North Carolina	7,131	L, 76-85
1/12/19	Wake Forest	7,197	W, 76-65
3/3/18	Virginia Tech	7,164	W, 69-68
2/24/18	Boston College	7,010	W, 79-78
2/13/18	#1/3 Virginia	7,333	L, 50-59
1/31/18	Pittsburgh	7,169	W, 69-57
1/24/18	Louisville	7,190	W, 78-75 OT
1/7/18	Florida State	7,647	W, 80-74
11/25/17	North Florida	7,189	W, 86-65
11/10/17	Gardner-Webb	7,073	W, 77-45
1/25/14	#2 Syracuse	7,122	L, 52-64
1/15/14	Florida State	7,413	L, 53-63
3/6/13	[6/7] Georgia Tech	7,394	L, 69-71
2/27/13	[5/7] Virginia Tech	7,434	W, 76-58
2/26/12	#15/16 Florida State	7,261	W, 78-62
2/15/12	#8/7 North Carolina	7,071	L, 64-73
3/6/10	Florida State	7,014	L, 60-61
1/31/10	Virginia Tech	7,189	W, 82-75

~ Arena capacity was 7,000 from 2002-03 to 2007-08

~ Arena capacity was 7,200 from 2008-09 to 2009-10

~ Arena capacity has been 7,972 since 2010-11





HOME RECORDS BY VENUE (SINCE REBIRTH)

MIAMI'S RECORD AT ...

Year	Home Site	Home	(Site Total)	Away	Neutral	Total
1985-86	Knight Center	12-6		1-8	1-0	14-14
1986-87	Knight Center	9-8		1-7	5-1	15-16
1987-88	Knight Center	11-7	(32-21)	3-5	3-2	17-14
1988-89	Miami Arena	12-5		2-6	5-1	19-12
1989-90	Miami Arena	11-5		2-8	0-2	13-15
1990-91	Miami Arena	8-7		0-11	1-1	9-19
1991-92	Miami Arena	4-10		0-11	4-3	8-24
1992-93	Miami Arena	10-5		0-10	0-2	10-17
1993-94	Miami Arena	5-10		2-9	0-1	7-20
1994-95	Miami Arena	11-4		4-8	0-1	15-13
1995-96	Miami Arena	12-4		2-8	1-1	15-13
1996-97	Miami Arena	12-3		3-9	1-1	16-13
1997-98	Miami Arena	11-3		7-5	0-2	18-10
1998-99	Miami Arena	10-2		10-4	3-1	23-7
1999-00	Miami Arena	11-4		8-3	4-4	23-11
2000-01	Miami Arena	12-3		4-8	0-2	16-13
2001-02	Miami Arena	13-2		5-4	6-2	24-8
2002-03	Miami Arena	5-0	(147-67)			
	Convocation Center	4-5	first game Jan. 4, 2003	2-10	0-2	11-17
2003-04	Convocation Center	10-8		3-6	1-2	14-16
2004-05	Convocation Center	11-5		5-6	0-2	16-13
2005-06	BankUnited Center	11-5		4-8	3-3	18-16
2006-07	BankUnited Center	8-7		3-9	1-4	12-20
2007-08	BankUnited Center	14-2		4-6	5-3	23-11
2008-09	BankUnited Center	12-4		5-7	2-2	19-13
2009-10	BankUnited Center	12-4		2-8	6-1	20-13
2010-11	BankUnited Center	13-4		4-9	4-2	21-15
2011-12	BankUnited Center	14-4		5-8	1-1	20-13
2012-13	BankUnited Center	14-1		10-3	5-3	29-7
2013-14	BankUnited Center	8-8		7-6	2-2	17-16
2014-15	BankUnited Center	12-6		8-4	5-3	25-13
2015-16	BankUnited Center	15-1		6-5	6-2	27-8
2016-17	Watsco Center	14-2		4-6	3-4	21-12
2017-18	Watsco Center	11-3		8-4	3-3	22-10
2018-19	Watsco Center	11-5		0-10	3-3	14-18
2019-20	Watsco Center	9-5		4-8	2-3	15-16
2020-21	Watsco Center	7-8		1-8	2-1	10-17
2021-22	Watsco Center	10-5		10-2	6-4	26-11
2022-23	Watsco Center	16-1	(236-93)	7-4	6-3	29-8
Totals		415-181		156-261	100-80	671-522

Initially named the Convocation Center upon opening in 2003, the venue became the BankUnited Center in 2005 and then the Watsco Center in 2016.





RESULTS

Regular Season Tournaments/Events	262-265
Series Records	266-268
All-Time Series Results	269-287
Year-by-Year Results	288-314



REGULAR SEASON TOURNAMENTS/EVENTS

ALL-TOURNAMENT TEAMS

2001 Virgin Islands Paradise Jam

John Salmons Tournament MVP
Darius Rice All-Tournament Team

2001 Orange Bowl Basketball Classic

James Jones Game MVP

2007 O'Reilly Auto Parts Puerto Rico Tip-Off

Jack McClinton All-Tournament Team

2011 Orange Bowl Basketball Classic

Kenny Kadji Game MVP

2014 Gildan Charleston Classic

Angel Rodriguez Most Valuable Player
Tonye Jekiri All-Tournament Team

2015 Puerto Rico Tip Off

Angel Rodriguez Most Outstanding Player
Sheldon McClellan All-Tournament Team
Tonye Jekiri All-Tournament Team

2016 Hoophall Miami Invitational

Kamari Murphy Tournament MVP

2017 Diamond Head Classic

Dewan Huell All-Tournament Team

2018 Wooden Legacy

Zach Johnson All-Tournament Team

2022 Naismith Memorial Basketball HOF Tip-Off Tour.

Isaiah Wong All-Tournament Team

1954-55

Blue Gray Tournament (Montgomery, Ala.)
12/17 vs. Tennessee L, 89-80
12/18 vs. Washington & Lee W, 80-75

1955-56

Orange Bowl Classic (Miami, Fla.)
12/29 vs. Tulane W, 86-75
12/30 vs. West Virginia L, 83-78
Senior Bowl Classic (Mobile, Ala.)
1/04 vs. Memphis L, 79-71
1/05 vs. Clemson L, 98-76

1956-57

Orange Bowl Classic (Miami, Fla.)
12/27 vs. Connecticut L, 74-70
12/28 vs. Valparaiso L, 81-76
12/29 vs. Seton Hall L, 92-80

1957-58

Montgomery Classic (Montgomery, Ala.)
12/13 vs. Mississippi L, 66-64
12/14 vs. TCU L, 82-59

1958-59

Steel Bowl Classic (Pittsburgh, Pa.)
12/12 vs. Pittsburgh L, 69-65
12/13 vs. Clemson L, 66-61
The Citadel Invitational (Charleston, S.C.)
12/20 vs. The Citadel L, 93-77
Hurricane Classic
12/29 vs. Tulane W, 94-74
12/30 vs. Miami (Ohio) L, 89-87 (OT)

1959-60

Hurricane Classic
12/28 vs. BYU W, 110-93
12/29 vs. Xavier W, 87-69

1960-61

Hurricane Classic
12/28 vs. Army W, 82-75
12/29 vs. Holy Cross W, 77-71

1961-62

Hurricane Classic
12/28 vs. Miami (Ohio) W, 83-73
12/29 vs. Temple L, 85-67

1962-63

Hurricane Classic
12/27 vs. Cornell W, 94-85
12/28 vs. Pittsburgh W, 86-85

1963-64

Hurricane Classic
12/27 vs. Army W, 79-71
12/28 vs. Syracuse L, 86-85 (OT)

1964-65

Steel Bowl (Pittsburgh, Pa.)
12/4 vs. Duquesne W, 99-95
12/5 vs. Pittsburgh W, 85-71
Hurricane Classic
12/28 vs. Yale W, 86-71
12/29 vs. Maryland W, 80-73

1965-66

Hurricane Classic
12/27 vs. Boston W, 81-60
12/28 vs. Louisville L, 86-84 (OT)

REGULAR SEASON TOURNAMENTS/EVENTS

1966-67

Volunteer Classic

12/16	vs. Clemson	L, 73-64
12/17	vs. Auburn	W, 87-73

Hurricane Classic

12/27	vs. Pennsylvania	W, 82-78
12/28	vs. -#17 Western Kentucky	L, 94-89

1967-68

Hurricane Classic

12/27	vs. Dartmouth	W, 100-81
12/28	vs. NYU	W, 102-91

1968-69

Sunshine State Classic (Jacksonville, Fla.)

12/6	vs. Florida State	L, 111-84
12/7	vs. Florida	L, 111-62

Marshall Tournament (Huntington, W.Va.)

12/20	vs. Yale	W, 77-71
12/21	vs. Maryland	L, 95-92

Hurricane Classic

12/27	vs. Pittsburgh	W, 72-70
12/28	vs. Illinois	L, 86-76

1969-70

Steel Bowl (Pittsburgh, Pa.)

12/5	vs. Pittsburgh	W, 85-67
12/6	vs. Duquesne	L, 94-88

Hurricane Classic

12/29	vs. Seton Hall	L, 76-69
12/30	vs. #5 Ohio	L, 99-74

1970-71

Husker Classic (Lincoln, Neb.)

12/18	vs. Nebraska	L, 85-58
12/19	vs. Oklahoma City	L, 94-91 (OT)

1985-86

AMI Classic (Miami, Fla.)

11/29	vs. Georgia State	W, 82-77
11/30	vs. Georgia	W, 81-78

Orange Bowl Tournament (Miami, Fla.)

12/27	vs. Brown	L, 62-61
12/28	vs. Manhattan	W, 79-61

1986-87

AMI Classic (Miami, Fla.)

11/28	vs. Central Florida	W, 64-54
11/29	vs. Penn State	L, 74-61

Palm Beach Hurricane Classic (West Palm Beach, Fla.)

12/29	vs. Yale	W, 78-75 (OT)
12/30	vs. Stanford	W, 71-58

Puerto Rico Tournament (P.R.)

1/8	vs. Bayamon (P.R.)	W, 75-54
1/9	vs. Rio Piedras (P.R.)	W, 111-64
1/10	vs. Radford	W, 66-62

1987-88

Great Alaska Shootout (Anchorage, Alaska)

11/27	vs. #9 Michigan	L, 109-76
11/28	vs. Duquesne	W, 84-73
11/29	at Alaska Anchorage	L, 78-77

City of Miami Classic (Miami, Fla.)

12/4	vs. Colgate	W, 96-68
12/5	vs. South Carolina	L, 76-63

Eastern Airlines Palm Beach Classic (West Palm Beach, Fla.)

12/29	vs. American	W, 104-70
12/30	vs. #11 Purdue	L, 110-82

1988-89

Chaminade Classic (Honolulu, Hawai'i)

12/23	vs. Saint Louis	L, 86-73
12/24	vs. Eastern Illinois	W, 83-68
12/25	vs. Old Dominion	W, 77-76

Eastern Airlines Palm Beach Classic (West Palm Beach, Fla.)

12/28	vs. Penn	W, 102-69
12/30	vs. Wichita State	W, 81-59

1989-90

Eastern Airlines Palm Beach Classic (West Palm Beach, Fla.)

12/27	vs. Lehigh	L, 83-59
12/29	vs. Boston College	L, 69-60

1990-91

Eastern Airlines Palm Beach Classic (West Palm Beach, Fla.)

12/27	vs. Miami (Ohio)	L, 101-99
12/28	vs. Mississippi St.	W, 74-67

1991-92

San Juan Shootout (San Juan, Puerto Rico)

11/29	vs. Maine	W, 62-57
11/30	vs. Eastern Kentucky	L, 66-61
12/1	vs. Tennessee	W, 72-60

Eastern Airlines Palm Beach Classic (West Palm Beach, Fla.)

12/27	vs. Marshall	W, 70-55
12/29	vs. George Washington	L, 78-64

1994-95

Orange Bowl Classic (Miami, Fla. - Miami Arena)

12/28	vs. UNLV	L, 56-55
-------	----------	----------

1995-96

Orange Bowl Classic (Miami, Fla. - Miami Arena)

12/27	vs. Tennessee	L, 56-54
-------	---------------	----------

1996-97

Orange Bowl Classic (Miami, Fla. - Miami Arena)

12/28	vs. DePaul	W, 61-45
-------	------------	----------

1997-98

Orange Bowl Classic (Miami, Fla. - Miami Arena)

12/27	vs. RV/#23 Georgia Tech	L, 69-61
-------	-------------------------	----------



REGULAR SEASON TOURNAMENTS/EVENTS

1998-99

HIP Orange Bowl Classic (Sunrise, Fla.)
12/27 vs. Ohio State W, 72-64

1999-00

HIP Orange Bowl Classic (Sunrise, Fla.)
12/18 vs. #7/9 North Carolina L, 78-68
San Juan Shootout (San Juan, Puerto Rico)
12/20 vs. Louisiana L, 66-60
12/21 vs. Detroit W, 68-64
12/22 vs. Illinois State L, 87-78

2000-01

Orange Bowl Classic (Sunrise, Fla.)
12/16 vs. Nebraska L, 72-64

2001-02

Paradise Jam (U.S. Virgin Islands)
11/18 vs. Eastern Michigan W, 93-56
11/19 vs. UAB W, 81-79
11/20 vs. Clemson W, 67-65
Orange Bowl Classic (Miami, Fla. - AA Arena)
12/15 vs. #21/24 Indiana W, 58-53

2002-03

Orange Bowl Classic (Miami, Fla. - AA Arena)
12/21 vs. #13 Florida L, 94-93 (2OT)

2003-04

Las Vegas Tournament (Coral Gables, Fla.)
11/21 vs. Lubbock Christian W, 86-66
11/23 vs. Louisiana Monroe W, 78-60
Las Vegas Tournament (Las Vegas, Nev.)
11/25 vs. Rhode Island L, 54-53
11/26 vs. Bradley L, 83-82
Orange Bowl Classic (Miami, Fla. - AA Arena)
12/20 vs. Temple W, 72-66

2004-05

Orange Bowl Classic (Miami, Fla. - AA Arena)
11/27 vs. Xavier L, 83-70 (OT)

2005-06

BCA Classic (Seattle, Wash.)
11/13 vs. Texas-Arlington W, 76-65
11/14 vs. Air Force L, 57-53
11/15 vs. Wisc.-Green Bay W, 80-54
Orange Bowl Classic (Sunrise, Fla.)
12/31 vs. Louisville L, 58-43

2006-07

American Youth Classic (Evansville, Ind.)
11/17 vs. Evansville W, 74-69
11/18 vs. Buffalo L, 60-57
11/19 vs. Cleveland State L, 78-67
Orange Bowl Classic (Sunrise, Fla.)
12/30 vs. Nebraska L, 82-67

2007-08

Puerto Rico Tip-Off (San Juan, Puerto Rico)
11/15 vs. Marist W, 85-61
11/16 vs. VCU W, 69-63
11/18 vs. Providence W, 64-58
Orange Bowl Classic (Sunrise, Fla.)
12/29 [19] vs. Winthrop L, 76-70

2008-09

Paradise Jam (U.S. Virgin Islands)
11/21 [17/16] vs. Southern Miss W, 70-60
11/23 [17/16] vs. #2 Connecticut L, 76-63
11/24 [22/21] vs. San Diego W, 80-45

2009-10

Charleston Classic (Charleston, S.C.)
11/19 vs. Tulane W, 74-54
11/20 vs. UNC Wilmington W, 67-60
11/22 vs. South Carolina W, 85-70
Orange Bowl Classic (Sunrise, Fla.)
12/19 vs. Florida Atlantic W, 87-69

2010-11

Las Vegas Holiday Hoops Classic (Coral Gables, Fla.)
12/12 Stetson W, 68-54
Las Vegas Holiday Hoops Classic (Las Vegas)
12/21 vs. Oral Roberts W, 69-56
12/22 vs. Rice W, 73-67
12/23 vs. Akron W, 69-61
Orange Bowl Classic (Sunrise, Fla.)
12/18 vs. UCF L, 84-78



REGULAR SEASON TOURNAMENTS/EVENTS (JIM LARRAÑAGA ERA)

2011-12

Orange Bowl Classic (Sunrise, Fla.)
12/17 vs. Florida Atlantic W, 93-90 (2OT)

2012-13

Diamond Head Classic (Honolulu, Hawaii)
12/22 at Hawai'i W, 73-58
12/23 vs. #4/5 Arizona L, 69-50
12/25 vs. Indiana State L, 57-55 (OT)

2013-14

Wooden Legacy
11/18 at College of Charleston W, 70-54
Wooden Legacy (Fullerton, Calif.)
11/28 vs. George Washington L, 71-63 (OT)
11/29 at Cal St. Fullerton W, 48-46
Wooden Legacy (Anaheim, Calif.)
12/1 vs. Arizona State W, 60-57

2014-15

Charleston Classic (Charleston, S.C.)
11/20 vs. Drexel W, 66-46
11/21 vs. Akron W, 79-51
11/23 vs. Charlotte W, 77-58
Charleston Classic
11/25 at Charlotte W, 77-74
Brooklyn Holiday Hoops Invitational (Brooklyn, N.Y.)
12/22 vs. Providence L, 76-62

2015-16

Puerto Rico TipOff (San Juan, P.R.)
11/19 vs. Mississippi State W, 105-79
11/20 vs. #16 Utah W, 90-66
11/22 vs. #22/20 Butler W, 85-75

2016-17

AdvoCare Invitational (Orlando, Fla.)
11/24 vs. Stanford W, 67-53
11/25 vs. #21/22 Iowa State L, 73-56
11/27 vs. Florida L, 65-56
Hoophall Miami Invitational (Miami, Fla. - AA Arena)
12/3 vs. Wofford W, 74-57

2017-18

Hoophall Miami Invitational (Miami, Fla. - AA Arena)
12/2 vs. Princeton W, 80-52
Hawaiian Airlines Diamond Head Classic (Honolulu, Hawaii)
12/23 [6/7] at Hawai'i W, 75-57
12/23 [6/7] vs. New Mexico State L, 63-54
12/25 [15/16] vs. Middle Tennessee W, 84-81

2018-19

Wooden Legacy (Fullerton, Calif.)
11/22 vs. La Salle W, 85-49
11/23 vs. Fresno State W, 78-76
11/25 vs. Seton Hall L, 83-81
Hoophall Miami Invitational (Miami, Fla. - AA Arena)
12/1 vs. Yale L, 77-73

2019-20

Charleston Classic (Charleston, S.C.)
11/21 vs. Missouri State W, 74-70
11/22 vs. Florida L, 78-58
11/24 vs. Connecticut L, 80-55
Air Force Reserve Basketball HOF Invitational (Brooklyn, N.Y.)
12/17 vs. Temple W, 78-77

2021-22

ESPN Events Invitational (Kissimmee, Fla.)
11/25 vs. Dayton L, 76-60
11/26 vs. North Texas W, 69-63
11/28 vs. #10/9 Alabama L, 96-64
Basketball Hall of Fame Invitational (Brooklyn, N.Y.)
12/12 vs. Fordham W, 72-66

2022-23

Naismith Memorial Basketball HOF Tip-Off Tournament (Uncasville, Conn.)
11/19 vs. Providence W, 74-64
11/20 vs. Maryland L, 88-70



SERIES RECORDS

Opponent	Record	1st Mtg.	Last Mtg.	Opponent	Record	1st Mtg.	Last Mtg.
Agoga	2-0	1928-29	1928-29	Cleveland State	0-1	11/19/06	11/19/06
Air Force	0-1	11/14/05	11/14/05	Coast Guard	2-0	1/11/46	1/26/46
Akron	2-1	12/8/56	11/21/14	Colgate	1-0	12/4/87	12/4/87
Alabama	1-3	12/13/68	11/28/21	College of Charleston	4-0	1946-47	12/19/15
Alabama A&M	1-0	12/14/19	12/14/19	Colorado	0-1	1/3/57	1/3/57
UAB	1-0	11/19/01	11/19/01	Columbia	3-1	12/18/52	12/28/16
Alabama State	2-1	12/21/87	11/28/07	Connecticut	8-18	12/27/56	4/1/23
Alaska-Anchorage	0-1	11/29/87	11/29/87	Coppin State	3-0	2/28/87	12/21/19
Albany Ga. Blues	0-1	1938-39	1938-39	Cornell	2-0	12/27/62	12/7/22
Alcorn State	1-0	11/14/06	11/14/06	Creighton	3-2	12/10/64	3/20/06
Alumni	1-0	1941-42	1941-42	Culver-Stockton	1-0	1951-52	1951-52
American	2-1	2/13/71	12/29/87				
Appalachian State	2-0	12/30/04	12/23/12	Dartmouth	3-1	12/27/50	12/17/90
Arizona	0-3	1/18/86	12/23/12	Davidson	3-1	2/27/89	2/1/92
Arizona State	1-2	1/20/90	12/1/13	Dayton	1-8	12/5/56	11/25/21
Arkansas	1-0	3/17/00	3/17/00	DePaul	1-6	2/27/88	12/28/96
Arkansas-Pine Bluff	1-0	12/18/02	12/18/02	Detroit	2-0	12/21/99	11/24/12
Armstrong State	1-0	2/16/87	2/16/87	Drake	1-0	3/17/23	3/17/23
Army West Point	3-0	2/8/58	12/27/63	Drexel	1-0	11/20/14	11/20/14
Auburn	2-1	12/17/66	3/20/22	Duke	10-25	12/21/62	3/10/23
				Duquesne	2-1	12/4/64	11/28/88
Banana River A.F.	1-0	2/28/47	2/28/47				
Baptist	2-0	1/23/71	12/1/89	Eastern Airlines	1-0	1939-40	1939-40
Barry	2-0	11/23/91	12/11/92	Eastern Illinois	2-1	3/7/49	12/18/00
Bethune-Cookman	6-0	12/5/88	11/17/18	Eastern Kentucky	2-2	12/16/67	12/19/14
Binghamton	0-1	12/20/06	12/20/06	Eastern Michigan	1-0	11/18/01	11/18/01
Birmingham-Southern	1-0	12/3/05	12/3/05	Eglin Field	0-1	2/24/53	2/24/53
Boca Chica	1-0	1951-52	1951-52	Elon	0-1	2/6/40	2/6/40
Boca Raton AAF	1-2	1/25/46	1/29/47	Evansville	1-0	11/17/06	11/17/06
Boston College	29-27	12/4/62	1/11/23				
Boston University	2-0	12/27/65	12/5/17	Fairfield	0-1	1/2/86	1/2/86
Bowling Green	0-1	2/1/52	2/1/52	Fairleigh Dickinson	1-1	2/10/87	1/4/88
Boynton	1-0	1939-40	1939-40	Florida	24-47	2/15/28	11/22/19
Bradley	1-1	12/22/55	11/26/03	Florida A&M	10-0	2/10/68	11/15/22
Brandeis	0-1	1/4/54	1/4/54	Florida Atlantic	25-1	2/14/89	11/16/21
BYU	2-2	12/28/59	2/4/89	FGCU	3-2	2009-10	12/12/20
Brooklyn College	3-0	1/31/86	1/12/90	FIU	12-1	2/18/87	12/12/08
Brown	1-1	12/19/67	12/27/85	Florida Southern	60-8	1/25/28	11/15/08
Bucknell	2-0	1/4/69	1/3/70	Florida State	37-54	12/19/50	2/25/23
Buffalo	3-1	12/19/93	3/17/16	Fordham	2-1	12/22/70	12/12/21
Butler	1-0	11/22/15	11/22/15	Ft. Lauderdale NAS	0-1	2/4/46	2/4/46
				Fresno State	1-0	11/23/18	11/23/18
Cal State Fullerton	1-0	11/29/13	11/29/13	Furman	0-2	1/4/52	1/3/55
Campbell	1-0	12/29/18	12/29/18				
Canisius	1-0	11/9/21	11/9/21	Gardner-Webb	1-0	11/10/17	11/10/17
Caribbean A.S.	1-0	1945-46	1945-46	George Mason	1-1	1/1/90	11/23/90
Centenary	2-2	12/10/59	2/12/70	George Washington	2-3	2/11/71	12/16/17
Central Connecticut State	1-0	2/15/90	2/15/90	Georgetown	12-19	1/24/55	2/7/04
UCF	9-3	11/28/86	11/27/22	Georgia	1-3	1938-39	12/22/92
Charlotte	7-4	11/21/97	12/5/15	Georgia Southern	1-0	11/11/13	11/11/13
Checker Cab	1-0	1948-49	1948-49	Georgia State	3-0	11/29/85	12/18/98
Church League All-Stars	1-0	1928-29	1928-29	Georgia Tech	16-13	1/3/53	1/4/23
The Citadel	1-1	12/20/58	11/22/85				
Cincinnati	1-0	2/6/47	2/6/47	Hartford	3-1	3/3/86	12/11/99
City Hall	1-0	1928-29	1928-29	Havana	5-1	2/3/28	1/8/49
Clemson	16-17	1/5/56	2/4/23	Hawai'i	4-1	12/6/67	12/22/17



SERIES RECORDS

Opponent	Record	1st Mtg.	Last Mtg.	Opponent	Record	1st Mtg.	Last Mtg.
Hofstra	1-0	1/4/86	1/4/86	Michigan State	1-1	11/28/12	3/17/17
Holy Cross	1-0	12/29/61	12/29/61	Middle Tennessee	1-0	12/25/18	12/25/18
Houston	6-9	1/25/56	3/24/23	Minnesota	2-1	12/2/09	11/29/17
Houston Baptist	1-0	12/19/18	12/19/18	Mississippi	3-1	12/21/49	11/25/11
Howard	2-1	12/6/91	11/14/14	Mississippi College	1-0	1/19/56	1/19/56
				Mississippi State	3-2	12/13/57	11/19/15
Illinois	3-1	12/28/69	12/2/19	Missouri	0-1	3/14/02	3/14/02
Illinois State	0-1	12/22/99	12/22/99	Missouri State	2-0	3/14/02	11/21/19
Indiana State	0-1	12/25/12	12/25/12	Monmouth	1-1	2/4/88	11/23/99
Indiana	2-0	12/15/01	3/19/23	Morehead State	4-3	1/18/47	2/1/71
Iona	1-0	1/7/60	1/7/60	Morgan State	2-0	11/19/05	11/24/07
Iowa State	1-1	11/25/16	3/25/22	Mount St. Mary's	1-0	12/8/66	12/8/66
				Muffetts	2-0	12/14/48	12/6/49
Jacksonville Navy	1-2	1941-42	1941-42	Murray State	2-1	1/30/53	12/8/61
Jacksonville	27-6	12/2/57	12/19/20				
Jewish Prog. AA-Atlanta	0-1	1938-39	1938-39	Navy	1-1	11/12/17	11/12/17
Junior C. of C.	1-1	1928-29	1928-29	Navy Rec. Barracks	0-1	1/16/46	1/16/46
				Nebraska	2-4	11/30/51	12/1/15
Kansas	1-4	1/17/87	3/27/22	Nevada	1-1	12/14/63	12/11/66
Kentucky	1-3	12/3/56	12/6/08	New Hampshire	1-0	11/23/02	11/23/02
Kentucky Wesleyan	4-1	1/31/56	2/22/60	New Mexico	0-2	1/29/87	2/1/89
Key West Navy	1-0	1951-52	1951-52	New Mexico State	0-1	12/23/18	12/23/18
				New Orleans	0-2	1/7/86	2/15/86
La Salle	9-9	2/5/51	11/22/18	NYU	1-1	12/29/54	12/28/67
Lafayette	5-1	1/11/71	11/7/22	Niagara	1-0	12/10/64	12/10/64
Lehigh	7-1	12/4/70	11/9/18	Norfolk State	2-0	1/2/05	2/1/14
Lipscomb	1-0	12/8/21	12/8/21	North Carolina	10-26	1/13/50	2/13/23
LIU	1-0	12/16/88	12/16/88	North Carolina A&T	4-0	12/22/03	12/21/09
Louisiana	1-1	12/20/99	11/16/15	UNC Asheville	1-0	12/1/93	12/1/93
Louisiana Monroe	1-0	11/23/03	11/23/03	NC Central	4-0	1/3/09	3/17/15
LSU	3-1	12/11/50	12/27/01	UNC Greensboro	3-0	2/15/11	11/11/22
Louisville	8-13	1/5/51	2/1/23	NC State	14-16	1939-40	1/14/23
Loyola Chicago	0-1	3/15/18	3/15/18	UNC Wilmington	1-1	12/29/92	11/20/09
Loyola (MD)	1-0	12/30/13	12/30/13	North Florida	6-0	12/20/07	11/29/20
Loyola (N.O.)	9-7	12/10/52	12/10/52	North Texas	1-0	11/26/21	11/26/21
Lubbock Christian	1-0	11/21/03	11/21/03	Northeastern	2-1	1/31/91	11/27/15
				Northeastern Illinois	2-0	11/25/94	11/24/95
Maine	1-0	11/29/91	11/29/91	Northern Iowa	1-0	11/27/98	11/27/98
Manhattan	1-0	12/28/85	12/28/85	Northwestern	0-1	11/28/06	11/28/06
Marist	2-1	2/1/88	11/15/07	Notre Dame	13-15	2/22/86	12/30/22
Marquette	2-3	3/5/86	3/28/13	Nova Southeastern	1-0	11/16/09	11/16/09
Marshall	2-1	1941-42	12/27/91				
Maryland	13-10	1/28/49	11/20/22	Ohio State	2-2	12/21/53	12/2/08
UMBC	3-0	1/11/88	12/9/03	Ohio	1-1	12/21/53	12/30/69
Maryland Eastern Shore	3-0	2/12/86	11/25/88	Oklahoma City	5-4	2/10/58	1/22/71
Massachusetts	4-0	12/12/04	12/1/12	Oklahoma State	1-0	3/15/06	3/15/06
McDill Field	2-0	2/19/46	1/31/48	Old Dominion	1-0	12/26/88	12/26/88
McNeese State	1-0	11/24/10	11/24/10	Oral Roberts	2-1	11/28/88	12/21/10
Mediterranean A.S.	1-0	1945-46	1945-46	Oregon State	0-1	12/1/69	12/1/69
Memphis	5-8	1/4/56	12/6/11				
Mercer	1-1	1938-39	2/3/90	Pacific	1-0	3/22/13	3/22/13
Miami Beach	1-0	1928-29	1928-89	Penn	6-4	1/2/48	12/4/18
Miami Beach All-Stars	1-0	12/3/52	12/3/52	Penn State	1-4	11/29/86	12/1/22
Miami Beach Canoe Club	2-0	2/21/28	2/23/28	Pensacola NAS	2-0	2/14/47	2/15/47
Miami (Ohio)	5-4	1/17/47	12/27/90	Pepperdine	2-1	12/13/69	12/30/10
Michigan	0-4	11/27/87	3/22/06	Pi Chi	2-0	1939-40	12/30/10



SERIES RECORDS

Opponent	Record	1st Mtg.	Last Mtg.	Opponent	Record	1st Mtg.	Last Mtg.
Pittsburgh	26-21	12/26/47	3/4/23	Tampa	44-10	1939-40	2/18/69
Ponce de Leon	0-1	1928-29	1928-29	Teachers College of Conn.	1-0	12/15/50	12/15/50
Princeton	3-1	12/28/48	12/2/17	Temple	3-2	12/29/61	12/17/19
<i>Providence</i>	<i>16-16</i>	<i>12/8/62</i>	<i>11/19/22</i>	Tennessee	1-3	12/17/54	12/22/96
Purdue	1-3	12/30/87	12/8/20	Tennessee-Martin	1-0	12/29/00	12/29/00
Purdue Fort Wayne	1-0	12/30/03	12/30/03	Tennessee Tech	5-0	3/7/47	11/11/11
				Texas	2-2	12/19/87	3/26/23
Quinnipiac	2-0	12/29/99	11/16/19	Texas A&M	3-0	12/19/56	11/26/02
				Texas Arlington	1-0	11/13/05	11/13/05
Radford	1-0	1/10/87	1/10/87	TCU	0-1	12/14/57	12/14/57
Redland	1-0	1928-29	1928-29	Texas Rio Grande Valley	1-0	11/13/15	11/13/15
Rhode Island	4-1	1/3/62	11/25/03	Texas Southern	1-0	11/14/13	11/14/13
Rice	1-0	12/22/10	12/22/10	Texas Tech	1-0	12/22/52	12/22/52
Richmond	1-0	3/24/15	3/24/15	Toledo	1-0	12/6/56	12/6/56
Rider	1-0	12/18/85	12/18/85	Toronto	1-0	1/8/59	1/8/59
Rio Grande	0-1	12/19/53	12/19/53	Towson	1-0	1/11/86	1/11/86
Robert Morris	2-0	11/30/94	12/14/08	Tulane	5-4	1/22/47	11/19/09
Rollins	36-13	1/14/28	2/23/65	Tulsa	1-1	2/22/62	3/24/00
Rutgers	11-6	1/3/89	11/30/22	Turner's Sports Shop	2-2	1928-29	1930-31
Sacred Heart	1-0	1/2/06	1/2/06	UCLA	0-4	12/12/69	3/13/98
St. Francis Brooklyn	2-1	3/16/63	11/23/22	UNLV	0-2	12/28/94	11/29/96
St. Francis (PA)	3-0	1/5/87	12/17/22	Utah	2-0	1/3/66	11/20/15
St. John's	14-16	1/3/63	12/27/08				
St. Joseph's	1-3	1/20/51	2/6/91	Valparaiso	1-1	12/28/56	3/14/12
Saint Louis	0-2	3/16/61	12/23/88	Villanova	10-14	2/18/92	3/24/16
St. Mary's	5-0	12/12/63	3/21/08	Virginia	13-15	2/10/66	12/20/22
St. Peter's	1-0	1/19/63	1/19/63	VCU	3-1	2/22/88	11/16/07
St. Thomas	2-0	12/3/69	12/17/87	Virginia Tech	27-20	1/10/01	2/21/23
Sam Houston State	1-0	12/17/93	12/17/93	Volks A.C.	0-1	2/10/28	2/10/28
San Diego	1-0	11/24/08	11/24/08				
San Diego State	1-1	1/31/87	2/6/88	Wagner	0-1	12/29/93	12/29/93
San Francisco	2-1	12/8/60	12/9/65	Wake Forest	16-13	2/5/40	3/9/23
Santa Clara	0-3	12/6/60	12/7/65	Washington	0-3	12/1/67	1/15/90
Savannah State	5-0	3/2/89	12/08/14	Washington & Lee	1-0	12/18/54	12/18/54
Sebring A.C.	1-0	2/16/28	2/16/28	West Virginia	7-8	12/30/55	12/10/11
Sebring Firemen	1-0	1930-31	1930-31	Western Carolina	1-0	11/11/16	11/11/16
Seton Hall	8-16	12/29/56	11/25/18	Western Kentucky	1-13	3/8/47	12/28/66
Seventh Naval District	0-1	1/17/46	1/17/46	Wichita State	2-0	12/30/88	3/19/16
Shenandoah Presb.	1-0	1940-41	1940-41	William & Mary	1-0	2/2/66	2/2/66
South Alabama	1-0	11/28/14	11/28/14	Winthrop	2-2	12/14/86	12/29/07
South Carolina	6-3	12/17/48	11/22/09	Wisconsin	0-2	12/7/85	12/8/86
South Carolina State	2-1	11/23/04	12/6/16	Wisconsin-Green Bay	2-2	12/9/85	12/06/14
South Carolina Upstate	1-0	11/28/09	11/28/09	Wofford	3-0	11/20/04	12/3/16
Southern Cal	1-2	12/1/90	3/18/22				
USF	6-2	1/23/88	2/25/91	Xavier	2-1	2/2/56	11/27/04
Southern Illinois	1-0	11/14/97	11/14/97				
SMU	0-2	12/19/90	12/19/90	Yale	4-3	12/29/50	12/1/18
Southern Miss	2-1	12/1/55	11/21/08	YMHA	2-0	1940-41	12/15/48
Southwest Texas State	0-1	12/4/92	12/4/92				
Spring Hill	0-2	12/14/55	12/14/55				
Stanford	2-2	12/30/86	11/24/16				
Stephen F. Austin	1-0	11/13/18	11/13/18				
Stetson	51-33	1/20/28	12/20/21				
Syracuse	12-20	11/28/63	1/16/23				

Definite 2023-24 opponents listed in bold

Possible 2023-24 opponents listed in italics



ALL-TIME SERIES RESULTS

DATE / UM RANK / OPPONENT RANK / RESULT / LOCATION

AGOGA (2-0)

Home: 2-0 Away: 0-0
Neutral: 0-0 Under Coach L: 0-0
Since rebirth in 1985: 0-0
1928-29 W 49-19 H
1928-29 W 63-33 H

AIR FORCE (0-1)

Home: 0-0 Away: 0-0
Neutral: 0-1 Under Coach L: 0-0
Since rebirth in 1985: 0-1
11/14/05 L 57-53 N

AKRON (2-1)

Home: 0-0 Away: 0-1
Neutral: 2-0 Under Coach L: 1-0
Since rebirth in 1985: 2-0
12/8/56 L 106-80 A
12/23/10 W 69-61 N
11/21/14 W 79-51 N

ALABAMA (1-3)

Home: 1-0 Away: 0-2
Neutral: 0-1 Under Coach L: 1-1
Since rebirth in 1985: 1-3
12/13/68 L 85-72 A
3/23/11 L 79-64 A+
3/21/15 W 73-66 H+
11/28/21 - 10/9 L 96-64 N
+ NIT

UAB (1-0)

Home: 0-0 Away: 0-0
Neutral: 1-0 Under Coach L: 0-0
Since rebirth in 1985: 1-0
11/19/01 W 81-79 N

ALABAMA A&M (1-0)

Home: 1-0 Away: 0-0
Neutral: 0-0 Under Coach L: 1-0
Since rebirth in 1985: 1-0
12/14/19 W 88-74 H

ALABAMA STATE (2-1)

Home: 2-1 Away: 0-0
Neutral: 0-0 Under Coach L: 0-0
Since rebirth in 1985: 2-1
12/21/87 W 110-107 H
12/16/89 L 98-81 H
11/28/07 W 83-74 H

ALASKA ANCHORAGE (0-1)

Home: 0-0 Away: 0-1
Neutral: 0-0 Under Coach L: 0-0
Since rebirth in 1985: 0-1
11/29/87 L 78-77 A

ALBANY GA. BLUES (0-1)

Home: 0-1 Away: 0-0
Neutral: 0-0 Under Coach L: 0-0
Since rebirth in 1985: 0-0
1938-39 L 53-35 H

ALCORN STATE (1-0)

Home: 1-0 Away: 0-0
Neutral: 0-0 Under Coach L: 0-0
Since rebirth in 1985: 1-0
11/14/06 W 96-57 H

ALUMNI (1-0)

Home: 1-0 Away: 0-0
Neutral: 0-0 Under Coach L: 0-0
Since rebirth in 1985: 0-0
1941-42 W 52-32 H

AMERICAN (2-1)

Home: 1-0 Away: 0-1
Neutral: 1-0 Under Coach L: 0-0
Since rebirth in 1985: 2-0
2/13/71 L 93-82 A
2/26/86 W 73-64 H
12/29/87 W 104-70 N

APPALACHIAN STATE (2-0)

Home: 2-0 Away: 0-0
Neutral: 0-0 Under Coach L: 1-0
Since rebirth in 1985: 2-0
12/30/04 W 80-63 H
12/30/11 W 84-54 H

ARIZONA (0-3)

Home: 0-1 Away: 0-1
Neutral: 0-1 Under Coach L: 0-1
Since rebirth in 1985: 0-3
1/18/86 L 81-74 OT H
12/19/89 - 20 L 83-53 A
12/23/12 - 4/5 L 69-50 N

ARIZONA STATE (1-2)

Home: 0-1 Away: 0-1
Neutral: 1-0 Under Coach L: 1-0
Since rebirth in 1985: 1-2
1/20/90 L 62-58 H
12/23/91 L 62-57 A
12/1/13 W 60-57 N

ARKANSAS (1-0)

Home: 0-0 Away: 0-0
Neutral: 1-0 Under Coach L: 0-0
Since rebirth in 1985: 1-0
3/17/00 23/25 - W 75-71 N\$
\$ NCAA Tournament

ARKANSAS-PINE BLUFF (1-0)

Home: 1-0 Away: 0-0
Neutral: 0-0 Under Coach L: 0-0
Since rebirth in 1985: 1-0
12/18/02 W 79-42 H

ARMSTRONG STATE (1-0)

Home: 1-0 Away: 0-0
Neutral: 0-0 Under Coach L: 0-0
Since rebirth in 1985: 1-0
2/16/87 W 97-47 H

ARMY WEST POINT (3-0)

Home: 3-0 Away: 0-0
Neutral: 0-0 Under Coach L: 0-0
Since rebirth in 1985: 0-0
2/8/58 W 92-82 H
12/28/60 W 82-75 H
12/27/63 W 79-71 H

AUBURN (2-1)

Home: 0-0 Away: 0-1
Neutral: 2-0 Under Coach L: 1-0
Since rebirth in 1985: 1-1
12/17/66 W 87-73 N
3/14/01 L 60-58 A+
3/20/22 - 8/7 W 79-61 N\$
\$ NCAA Tournament

BANANA RIVER A.F. (1-0)

Home: 1-0 Away: 0-0
Neutral: 0-0 Under Coach L: 0-0
Since rebirth in 1985: 0-0
2/28/47 W 68-48 H

BAPTIST (2-0)

Home: 2-0 Away: 0-0
Neutral: 0-0 Under Coach L: 0-0
Since rebirth in 1985: 2-0
1/23/86 W 71-60 H
12/1/89 W 77-67 H

BARRY (2-0)

Home: 2-0 Away: 0-0
Neutral: 0-0 Under Coach L: 0-0
Since rebirth in 1985: 2-0
11/23/91 W 80-67 H
12/11/92 W 81-64 H

BETHUNE-COOKMAN (6-0)

Home: 6-0 Away: 0-0
Neutral: 0-0 Under Coach L: 1-0
Since rebirth in 1985: 6-0
12/5/88 W 88-72 H
2/4/93 W 78-54 H
12/10/93 W 82-54 H
11/30/99 /25 - W 102-75 H
12/30/09 W 73-55 H
11/17/18 W 78-70 H

BINGHAMTON (0-1)

Home: 0-1 Away: 0-0
Neutral: 0-0 Under Coach L: 0-0
Since rebirth in 1985: 0-1
12/20/06 L 79-74 H

BIRMINGHAM-SOUTHERN (1-0)

Home: 1-0 Away: 0-0
Neutral: 0-0 Under Coach L: 0-0
Since rebirth in 1985: 1-0
12/3/05 W 82-55 H

ALL-TIME SERIES RESULTS

DATE / UM RANK / OPPONENT RANK / RESULT / LOCATION

BOCA CHICA (1-0)

Home: 1-0 Away: 0-0
Neutral: 0-0 Under Coach L: 0-0
Since rebirth in 1985: 0-0
1951-52 W 90-53 H

BOCA RATON AAF (1-2)

Home: 0-2 Away: 1-0
Neutral: 0-0 Under Coach L: 0-0
Since rebirth in 1985: 0-0
1/25/46 L 55-40 H
2/5/46 L 48-41 H
1/29/47 W 61-43 A

BOSTON COLLEGE (29-27)

Home: 16-11 Away: 11-14
Neutral: 2-2 Under Coach L: 16-3
Since rebirth in 1985: 28-27
12/4/62 W 72-69 A
12/29/89 L 69-60 N
1/21/92 L 51-50 H
2/22/92 L 55-49 A
2/10/93 W 75-71 H
2/27/93 L 70-58 A
1/15/94 – 20/20 L 69-49 A
2/16/94 L 79-63 H
1/21/95 W 69-68 H
2/25/95 W 77-71 OT A
2/10/96 – 22/21 L 62-58 H
1/2/97 – 25/25 L 65-62 A
2/19/97 L 59-57 H
1/28/98 W 67-57 A
12/8/98 W 77-64 H
1/24/99 25 – W 75-67 A
1/22/00 W 62-54 H
1/7/01 L 73-72 H
1/13/01 – 24 L 82-73 A
1/29/02 15/16 – L 70-65 H
2/10/02 12/11 – L 76-63 A
2/15/03 L 76-65 A
3/1/03 L 72-68 H
2/11/04 L 74-72 OT H
1/21/06 – 21/21 L 65-61 H
2/16/06 – 13/15 L 65-54 A
1/16/07 L 82-63 A
2/7/07 L 75-68 H
3/9/07 L 74-71 OT N#
1/15/08 21/24 – L 76-66 A
3/5/08 W 74-61 H
1/10/09 – 24/17 W 77-71 A
2/21/09 W 69-58 H
12/6/09 L 61-60 A
1/19/10 L 79-75 H
1/15/11 W 72-71 H
2/23/11 W 73-64 A
1/29/12 W 76-54 A
3/3/12 W 77-56 H
1/16/13 W 60-59 A
2/5/13 8/11 – W 72-50 H
3/15/13 9/10 – W 69-58 N#
2/22/14 W 69-42 H
1/10/15 W 60-56 H
2/16/15 W 89-86 2OT A
1/20/16 15/14 – W 67-53 A

1/25/17 W 78-77 H
2/10/18 25/25 – L 72-70 A
2/24/18 W 79-78 H
2/17/19 L 64-57 A
2/12/20 W 85-58 H
1/12/21 L 82-64 A
3/5/21 W 80-76 H
3/2/22 W 81-70 A
3/10/22 W 71-69 OT N#
1/11/23 16/15 – W 88-72 H
ACC Tournament

BOSTON UNIVERSITY (2-0)

Home: 2-0 Away: 0-0
Neutral: 0-0 Under Coach L: 1-0
Since rebirth in 1985: 1-0
12/27/65 W 81-60 H
12/5/17 10/11 – W 69-54 H

BOWLING GREEN (0-1)

Home: 0-1 Away: 0-0
Neutral: 0-0 Under Coach L: 0-0
Since rebirth in 1985: 0-0
2/1/52 L 78-67 H

BOYNTON (1-0)

Since rebirth in 1985: 0-0
1939-40 W 41-29

BRADLEY (1-1)

Home: 1-0 Away: 0-0
Neutral: 0-1 Under Coach L: 0-0
Since rebirth in 1985: 0-1
12/22/55 W 80-73 H
11/26/03 L 83-82 N

BRANDEIS (0-1)

Home: 0-1 Away: 0-0
Neutral: 0-0 Under Coach L: 0-0
Since rebirth in 1985: 0-0
1/4/54 L 68-48 H

BYU (2-2)

Home: 2-1 Away: 0-1
Neutral: 0-0 Under Coach L: 0-0
Since rebirth in 1985: 1-1
12/28/59 W 110-93 H
12/10/60 L 112-80 A
2/9/88 – 8 L 99-86 H
2/4/89 W 107-86 H

BROOKLYN COLLEGE (3-0)

Home: 2-0 Away: 0-0
Neutral: 1-0 Under Coach L: 0-0
Since rebirth in 1985: 3-0
1/31/86 W 102-93 N
3/7/87 W 83-64 H
1/12/90 W 94-61 H

BROWN (1-1)

Home: 1-1 Away: 0-0
Neutral: 0-0 Under Coach L: 0-0
Since rebirth in 1985: 0-1
12/19/67 W 72-71 H
12/27/85 L 62-61 H

BUCKNELL (2-0)

Home: 2-0 Away: 0-0
Neutral: 0-0 Under Coach L: 0-0
Since rebirth in 1985: 0-0
1/4/69 W 89-84 H
1/3/70 W 93-88 H

BUFFALO (3-1)

Home: 1-0 Away: 1-0
Neutral: 1-1 Under Coach L: 1-0
Since rebirth in 1985: 3-1
12/19/93 W 63-57 A
11/22/96 W 78-61 H
11/18/06 L 60-57 N
3/17/16 10/11 – W 79-72 N\$
\$ NCAA Tournament

BUTLER (1-0)

Home: 0-0 Away: 0-0
Neutral: 1-0 Under Coach L: 1-0
Since rebirth in 1985: 1-0
11/22/15 – 22/20 W 85-75 N

CAL STATE FULLERTON (1-0)

Home: 0-0 Away: 1-0
Neutral: 0-0 Under Coach L: 1-0
Since rebirth in 1985: 1-0
11/29/13 W 48-46 A

CAMPBELL (1-0)

Home: 1-0 Away: 0-0
Neutral: 0-0 Under Coach L: 1-0
Since rebirth in 1985: 1-0
12/29/18 W 73-62 H

CANISIUS (1-0)

Home: 1-0 Away: 0-0
Neutral: 0-0 Under Coach L: 1-0
Since rebirth in 1985: 1-0
11/9/21 W 77-67 H

CARIBBEAN A.S. (1-0)

Home: 1-0 Away: 0-1
Neutral: 0-0 Under Coach L: 0-0
Since rebirth in 1985: 0-0
1945-46 W 46-41 H

CENTENARY (2-2)

Home: 2-0 Away: 0-2
Neutral: 0-0 Under Coach L: 0-0
Since rebirth in 1985: 0-0
12/10/59 L 84-77 A
1/26/61 W 86-74 H
1/15/70 W 94-78 H
2/12/70 L 107-86 A



ALL-TIME SERIES RESULTS

DATE / UM RANK / OPPONENT RANK / RESULT / LOCATION

CENTRAL CONN. STATE (1-0)

Home: 1-0 Away: 0-0
Neutral: 0-0 Under Coach L: 0-0
Since rebirth in 1985: 1-0
2/15/90 W 62-40 H

UCF (9-3)

Home: 4-2 Away: 5-0
Neutral: 0-1 Under Coach L: 3-2
Since rebirth in 1985: 9-3

11/28/86 W 64-54 H
3/5/88 W 100-80 H
12/11/98 W 66-56 H
11/19/99 W 87-54 A
12/9/00 W 83-72 H
12/27/02 W 62-51 A
12/18/10 L 84-78 N
12/18/12 W 72-50 A
11/21/13 L 63-58 H
11/12/19 W 79-70 A
11/13/21 L 95-89 H
11/27/22 W 66-64 A

CHARLOTTE (7-4)

Home: 5-1 Away: 1-3
Neutral: 1-0 Under Coach L: 5-0
Since rebirth in 1985: 7-4

11/21/97 - 17/17 W 89-72 H
11/23/98 L 66-59 A
12/7/99 L 75-65 H
11/28/00 L 95-63 A
12/22/01 W 64-56 H
12/15/02 L 69-64 A
12/22/11 W 76-61 A
12/14/12 W 77-46 H
11/23/14 W 77-58 N
11/25/14 17/20 - W 77-74 A
12/05/15 21 - W 88-60 H

CHECKER CAB (1-0)

Home: 1-0 Away: 0-0
Neutral: 0-0 Under Coach L: 0-0
Since rebirth in 1985: 0-0
1948-49 W 73-33 H

CHURCH LEAGUE ALL-STAR (1-0)

Home: 1-0 Away: 0-0
Neutral: 0-0 Under Coach L: 0-0
Since rebirth in 1985: 0-0
1928-29 W 68-23 H

THE CITADEL (1-1)

Home: 1-0 Away: 0-1
Neutral: 0-0 Under Coach L: 0-0
Since rebirth in 1985: 1-0
12/20/58 L 93-77 A
11/22/85 W 85-77 H

CINCINNATI (1-0)

Home: 1-0 Away: 0-0
Neutral: 0-0 Under Coach L: 0-0
Since rebirth in 1985: 0-0
2/6/47 W 57-54 H

CITY HALL (1-0)

Home: 1-0 Away: 0-0
Neutral: 0-0 Under Coach L: 0-0
Since rebirth in 1985: 0-0
1928-29 W 28-20 H

CLEMSON (16-17)

Home: 9-4 Away: 4-9
Neutral: 3-4 Under Coach L: 10-6
Since rebirth in 1985: 16-14

1/5/56 L 98-96 N
12/13/58 L 66-61 N
12/16/66 L 73-64 N
12/20/94 L 75-55 A
12/23/95 L 66-52 OT H
11/20/01 W 67-65 N
1/26/05 W 69-65 H
2/12/05 W 83-77 A
1/18/06 W 65-61 H
3/9/06 W 66-63 N#
2/28/07 L 74-70 OT A
1/27/08 W 75-72 H
2/27/08 - RV/25 L 79-69 A
12/21/08 - 25/25 L 91-72 H
2/13/10 L 74-66 A
1/8/11 L 79-72 A
2/20/11 L 63-59 H
1/18/12 W 76-73 H
2/17/13 3/4 - W 45-43 A
3/9/13 6/7 - W 62-49 H
3/4/14 L 58-54 A
2/8/15 W 56-45 H
1/16/16 8/9 - L 76-65 A
2/18/17 W 71-65 H
1/13/18 18/19 19/17 L 72-63 A
2/17/19 W 65-64 H
12/31/19 W 73-68 OT A
3/11/20 L 69-64 N#
1/2/21 L 66-65 H
2/27/21 L 66-58 A
3/10/21 W 67-64 N#
12/4/21 W 80-75 H
2/4/23 23/21 20/19 W 78-74 A
ACC Tournament

CLEVELAND STATE (0-1)

Home: 0-0 Away: 0-0
Neutral: 0-1 Under Coach L: 0-0
Since rebirth in 1985: 0-1
11/19/06 L 78-67 N

COAST GUARD (2-0)

Home: 2-0 Away: 0-0
Neutral: 0-0 Under Coach L: 0-0
Since rebirth in 1985: 0-0
1/11/46 W 46-45 H
1/26/46 W 52-45 H

COLGATE (1-0)

Home: 1-0 Away: 0-0
Neutral: 0-0 Under Coach L: 0-0
Since rebirth in 1985: 1-0
12/4/87 W 96-68 H

COLLEGE OF CHARLESTON (4-0)

Home: 2-0 Away: 1-0
Neutral: 1-0 Under Coach L: 3-0
Since rebirth in 1985: 3-0
3/6/47 W 56-52 N
11/18/13 W 70-54 A
12/30/14 W 67-40 H
12/19/15 15/19 - W 85-63 H

COLORADO (0-1)

Home: 0-1 Away: 0-0
Neutral: 0-0 Under Coach L: 0-0
Since rebirth in 1985: 0-0
1/3/57 L 73-66 H

COLUMBIA (3-1)

Home: 3-1 Away: 0-0
Neutral: 0-0 Under Coach L: 1-0
Since rebirth in 1985: 3-0
12/18/52 L 65-59 H
12/29/95 W 69-62 H
11/21/00 W 65-41 H
12/28/16 W 78-67 H

CONNECTICUT (8-18)

Home: 6-5 Away: 2-10
Neutral: 0-3 Under Coach L: 0-2
Since rebirth in 1985: 8-17
12/27/56 L 74-70 H
1/2/92 - 5/5 L 85-62 A
1/18/92 - 8/7 L 77-58 H
1/26/93 W 80-65 H
2/13/93 L 88-72 A
2/5/94 - 5/6 L 73-57 A
2/22/94 - 5 L 74-49 H
1/31/95 L 82-57 A
3/4/95 - 4/5 L 75-67 H
1/6/96 - 7/6 L 73-52 A
1/22/97 W 69-46 H
2/15/97 L 72-52 A
1/6/98 - 8/8 W 76-67 H
1/20/99 25 1/1 L 70-68 OT H
2/20/99 16/21 2/2 W 73-71 A
2/19/00 - 18/18 W 63-57 A
1/20/01 - 15/15 W 77-74 H
2/24/01 L 60-53 A
1/5/02 21/21 - L 76-75 A
2/2/02 15/16 17/22 W 68-66 H
1/11/03 - 3/3 L 83-80 OT A
1/20/03 - 11/8 W 77-76 H
2/18/04 - 8/8 L 76-63 A
11/23/08 17/16 2/2 L 76-63 N
11/24/19 L 80-55 N
4/1/23 16/15 10/12 L 72-59 N\$
\$ NCAA Tournament

COPPIN STATE (3-0)

Home: 3-0 Away: 0-0
Neutral: 0-0 Under Coach L: 1-0
Since rebirth in 1985: 3-0
2/28/87 W 115-76 H
1/20/88 W 64-54 H
12/21/19 W 91-60 H



ALL-TIME SERIES RESULTS

DATE / UM RANK / OPPONENT RANK / RESULT / LOCATION

CORNELL (2-0)

Home: 2-0 Away: 0-0
Neutral: 0-0 Under Coach L: 1-0
Since rebirth in 1985: 1-0
12/27/62 W 94-74 H
12/7/22 W 107-105 H

CREIGHTON (3-2)

Home: 2-1 Away: 1-1
Neutral: 0-0 Under Coach L: 0-0
Since rebirth in 1985: 1-0
2/10/64 L 124-94 H
2/5/66 W 91-81 H
2/24/68 W 106-93 H
1/23/71 L 104-84 A
3/20/06 W 53-52 A+
+ NIT

CULVER-STOCKTON (1-0)

Home: 1-0 Away: 0-0
Neutral: 0-0 Under Coach L: 0-0
Since rebirth in 1985: 0-0
1951-52 W 68-54 H

DARTMOUTH (3-1)

Home: 3-1 Away: 0-0
Neutral: 0-0 Under Coach L: 0-0
Since rebirth in 1985: 1-1
12/27/50 W 61-52 H
12/27/67 W 100-81 H
12/20/86 L 88-86 H
12/17/90 W 72-60 H

DAVIDSON (3-1)

Home: 2-0 Away: 1-1
Neutral: 0-0 Under Coach L: 0-0
Since rebirth in 1985: 3-1
2/27/89 W 90-78 H
2/10/90 W 72-64 A
2/2/91 W 79-67 H
2/1/92 L 66-62 A

DAYTON (1-8)

Home: 1-2 Away: 0-5
Neutral: 0-1 Under Coach L: 0-1
Since rebirth in 1985: 1-4
12/5/56 L 87-48 A
2/21/67 L 80-79 H
2/1/68 L 98-60 A
12/11/70 L 91-77 A
2/8/86 L 79-68 A
2/14/87 L 92-78 H
3/8/88 L 90-89 A
12/6/90 W 87-82 H
11/25/21 L 76-60 N

DEPAUL (1-6)

Home: 1-3 Away: 0-3
Neutral: 0-0 Under Coach L: 0-0
Since rebirth in 1985: 1-6
2/27/88 L 101-82 H
2/11/89 L 87-79 A
1/31/90 L 76-48 A
2/12/90 L 66-49 H

2/23/91 - 25 L 66-53 H
3/6/91 L 75-58 A
12/28/96 W 61-45 H

DETROIT (2-0)

Home: 1-0 Away: 0-0
Neutral: 1-0 Under Coach L: 1-0
Since rebirth in 1985: 2-0
12/21/99 W 68-64 N
11/24/12 W 77-62 H

DRAKE (1-0)

Home: 0-0 Away: 0-0
Neutral: 1-0 Under Coach L: 1-0
Since rebirth in 1985: 1-0
3/17/23 16/15 - W 63-56 N\$
\$ NCAA Tournament

DREXEL (1-0)

Home: 0-0 Away: 0-0
Neutral: 1-0 Under Coach L: 1-0
Since rebirth in 1985: 1-0
11/20/14 W 66-46 N

DUKE (10-25)

Home: 7-9 Away: 3-12
Neutral: 0-4 Under Coach L: 8-10
Since rebirth in 1985: 9-25
12/21/62 - 2 W 71-69 H
2/19/86 - 2 L 104-82 A
12/22/86 L 74-67 H
1/6/88 - 9 L 107-69 A
12/10/88 - 1 L 117-102 H
1/19/05 - 4/4 L 92-83 H
3/3/05 - 6/6 L 83-59 A
2/19/06 - 2/2 L 92-71 A
3/10/06 - 3/3 L 80-76 N#
1/14/07 - 11/11 L 85-63 H
2/2/08 - 3/3 L 88-73 A
2/20/08 - 5/4 W 96-95 H
2/7/09 - 4/3 L 78-75 OT A
2/17/10 - 6/6 L 74-81 H
3/13/10 - 4/4 L 77-74 N#
1/2/11 - 1/1 L 74-63 A
2/23/11 - 5/5 L 81-71 H
2/5/12 - 7/5 W 78-74 OT A
1/23/13 25 1/1 W 90-63 H
3/2/13 5/7 3/3 L 79-76 A
1/22/14 - 18/18 L 67-46 H
1/13/15 - 4/4 W 90-74 A
1/25/16 15/16 24/20 W 80-69 H
1/21/17 - 18/18 L 70-58 A
2/25/17 - 10/11 W 55-50 H
1/15/18 25/23 5/5 L 83-75 H
3/2/19 - 3/2 L 87-57 A
1/4/20 - 2/2 L 95-62 H
1/21/20 - 8/8 L 89-59 A
2/1/21 W 77-75 H
1/8/22 - 2/2 W 76-74 A
3/11/22 - 7/7 L 80-76 N#
1/21/23 17/16 - L 68-66 A
2/6/23 19/20 RV/24 W 81-59 H
3/10/23 14/13 21/21 L 85-78 N#
ACC Tournament

DUQUESNE (2-1)

Home: 0-0 Away: 1-1
Neutral: 1-0 Under Coach L: 0-0
Since rebirth in 1985: 1-0
12/4/64 W 99-95 A
12/6/69 L 94-88 A
11/28/87 W 84-73 N

EASTERN AIRLINES (1-0)

1939-40 W 30-25

EASTERN ILLINOIS (2-1)

Home: 1-0 Away: 0-0
Neutral: 1-1 Under Coach L: 0-0
Since rebirth in 1985: 2-0
3/7/49 L 89-73 N
12/24/88 W 83-68 N
12/18/00 W 83-73 H

EASTERN KENTUCKY (2-2)

Home: 2-1 Away: 0-0
Neutral: 0-1 Under Coach L: 0-1
Since rebirth in 1985: 1-2
12/16/67 W 93-87 H
11/30/91 L 66-61 N
11/24/97 W 86-64 H
12/19/14 18/19 - L 72-44 H

EASTERN MICHIGAN (1-0)

Home: 0-0 Away: 0-0
Neutral: 1-0 Under Coach L: 0-0
Since rebirth in 1985: 1-0
11/18/01 W 93-56 N

EGLIN FIELD (0-1)

Home: 0-0 Away: 0-1
Neutral: 0-0 Under Coach L: 0-0
Since rebirth in 1985: 0-0
2/24/53 L 66-64 A

ELON (0-1)

Home: 0-0 Away: 0-1
Neutral: 0-0 Under Coach L: 0-0
Since rebirth in 1985: 0-0
2/6/40 L 58-30 A

EVANSVILLE (1-0)

Home: 0-0 Away: 1-0
Neutral: 0-0 Under Coach L: 0-0
Since rebirth in 1985: 1-0
11/17/06 W 74-69 A

FAIRFIELD (0-1)

Home: 0-1 Away: 0-0
Neutral: 0-0 Under Coach L: 0-0
Since rebirth in 1985: 0-1
1/2/86 L 56-47 H

FAIRLEIGH DICKINSON (1-1)

Home: 1-0 Away: 0-0
Neutral: 0-1 Under Coach L: 0-0
Since rebirth in 1985: 1-1
2/10/87 L 73-70 N
1/4/88 W 81-68 H



ALL-TIME SERIES RESULTS

DATE / UM RANK / OPPONENT RANK / RESULT / LOCATION

FLORIDA (24-47)

Home: 17-15 Away: 7-29

Neutral: 0-3 Under Coach L: 2-2

Since rebirth in 1985: 4-11

2/15/28	W	40-39	A
1939-40	L	36-23	A
1939-40	L	53-26	A
1940-41	L	48-35	H
1940-41	L	62-50	H
1941-42	L	47-31	A
1941-42	L	37-34	A
12/20/46	W	36-33	H
12/21/46	W	39-35	H
1/3/47	L	42-28	A
1/4/47	L	61-28	A
12/19/47	W	67-50	H
12/20/47	L	58-55	H
2/20/48	L	72-50	A
2/21/48	W	52-49	A
1/14/49	W	75-65	H
1/15/49	W	44-42	H
2/22/49	L	90-56	A
2/23/49	W	60-50	A
12/10/49	L	60-53	H
2/18/50	L	66-46	A
2/2/51	L	78-71	H
2/13/51	L	71-61	A
12/17/51	L	69-65	A
2/18/52	W	76-68	H
12/16/52	W	75-73	H
2/2/53	L	78-56	A
12/12/53	W	85-75	H
1/15/54	L	75-52	A
12/16/54	L	70-61	H
1/13/55	L	80-68	A
12/19/55	L	74-69	H
1/13/56	L	87-85	A
12/15/56	L	89-65	H
1/10/57	L	98-63	A
12/21/57	L	73-64	H
1/16/58	L	75-70	A
12/17/58	W	92-82	H
1/15/59	L	85-70	A
12/19/59	W	79-77	H
1/14/60	15 -	W 70-65	A
12/17/60	W	93-74	H
1/11/61	L	81-73	A
12/16/61	W	66-61	H
1/11/62	L	74-62	A
11/30/62	W	91-87 OT	H
1/10/63	W	86-77	A
12/7/63	W	95-79	H
1/9/64	L	114-91	A
12/19/64	W	67-58	H
1/21/65	t-19 -	L 86-69	A
12/4/65	L	77-66	H
1/12/66	L	111-66	A
12/3/66	L	113-88	H
2/8/67	L	73-57	A
12/7/68	L	111-62	H
12/17/85	L	81-64	H
1/27/86	L	75-53	A
2/21/87	- 18	L 99-60	A
2/15/88	L	83-73	H

12/19/88	L	101-81	A
2/19/90	W	62-59	H
12/30/90	L	62-60	A
12/21/02	- 13/13	L 94-93 2OT	N
12/04/04	- 19/18	W 72-65	A
12/22/05	- 5/5	L 77-67	H
3/20/09		L 74-60	A+
11/17/14	- 8/7	W 69-67	A
12/8/15	17/20 -	W 66-55	H
11/27/16		L 65-56	N
11/22/19		L 78-58	N
		+ NIT	

FLORIDA A&M (10-0)

Home: 10-0 Away: 0-0

Neutral: 0-0 Under Coach L: 3-0

Since rebirth in 1985: 7-0

2/10/68	W	108-98	H
2/8/69	W	94-91	H
2/7/70	W	118-111	H
12/4/93	W	91-47	H
12/10/94	W	67-53	H
12/9/95	W	77-53	H
12/18/01	W	90-62	H
11/16/17	11/12 -	W 90-59	H
11/21/21	W	86-59	H
11/15/22	W	87-61	H

FLORIDA ATLANTIC (25-1)

Home: 16-0 Away: 6-1

Neutral: 3-0 Under Coach L: 5-0

Since rebirth in 1985: 25-1

2/14/89	W	79-74	N
11/25/91	W	83-53	H
12/19/92	W	84-61	H
11/26/93	W	85-53	H
1/4/94	W	79-62	A
11/28/94	W	76-59	H
3/2/95	W	80-70	A
11/27/95	W	76-56	A
12/20/95	W	61-51	H
11/24/96	W	83-74	H
11/16/97	W	69-47	H
11/13/98	W	97-73	A
12/27/99	W	89-52	H
11/18/00	W	76-59	A
11/26/01	W	74-48	H
12/3/02	L	74-73 OT	A
12/27/03	W	76-51	H
11/29/04	W	84-68	H
1/5/09	W	85-69	H
12/19/09	W	87-69	N
3/16/11	W	85-62	H+
12/17/11	W	93-90 2OT	N
12/16/16	W	76-56	H
12/22/18	W	75-55	H
11/8/19	W	74-60	H
11/16/21	W	68-66	A
		+ NIT	

FGCU (3-2)

Home: 2-1 Away: 1-1

Neutral: 0-0 Under Coach L: 1-2

Since rebirth in 1985: 3-2

11/25/09	W	77-58	H
11/27/10	W	87-75	A
11/22/11	W	60-50	H
11/13/12	L	63-51	A
12/12/20	L	66-62	H

FIU (12-1)

Home: 10-1 Away: 2-0

Neutral: 0-0 Under Coach L: 0-0

Since rebirth in 1985: 12-1

2/18/87	W	102-81	H
3/12/88	W	92-76	H
3/6/89	W	89-82	H
3/6/90	W	83-55	H
3/4/91	W	87-65	H
3/2/92	W	68-63	H
12/1/92	L	72-64	H
12/3/01	W	77-59	H
12/6/03	W	89-72	H
12/07/04	W	80-67	A
11/11/06	W	73-50	H
12/8/07	W	67-53	A
12/12/08	/25 -	W 76-50	H

FLORIDA SOUTHERN (60-8)

Home: 31-3 Away: 29-5

Neutral: 0-0 Under Coach L: 0-0

Since rebirth in 1985: 2-0

1/25/28	L	40-26	A
2/18/28	W	38-18	H
1928-29	L	39-15	A
1928-29	W	36-29	H
1930-31	W	27-24	H
1930-31	L	40-21	A
1939-40	W	43-42	A
1939-40	W	37-30	A
1940-41	W	57-43	A
1940-41	W	41-33	H
1940-41	L	50-38	H
1941-42	W	41-21	H
1941-42	W	40-25	H
1941-42	W	41-34	A
1941-42	W	38-32	A
2/11/46	W	45-40	H
2/12/46	W	53-47	H
2/20/46	W	46-43	A
12/13/46	W	38-25	H
12/14/46	L	41-37	H
2/7/47	W	55-43	A
2/8/47	W	61-43	A
2/6/48	L	59-50	A
2/7/48	W	52-43	A
2/27/48	W	76-44	H
2/28/48	W	59-42	H
2/8/49	W	68-47	A
2/9/49	W	68-57	A
1/20/50	W	69-59	H
1/21/50	W	59-49	H
12/9/50	W	64-61	A
2/9/51	W	79-65	H

ALL-TIME SERIES RESULTS

DATE / UM RANK / OPPONENT RANK / RESULT / LOCATION

1/9/52	W	106-43	H	1/13/62	L	65-60	A	1/11/22	L	65-64	A		
2/7/52	W	58-41	A	2/24/62	L	83-80	H	1/22/22	L	61-60	H		
12/1/52	W	83-60	H	1/12/63	L	77-74 OT	A	1/24/23	20/19 –	W	86-63	A	
2/13/54	W	77-70	2OT A	2/23/63	W	99-70	H	2/25/23	13/11 –	L	85-84	H	
12/13/54	W	58-44	H	1/11/64	L	80-78	A	# ACC Tournament					
2/16/55	W	73-71	A	2/29/64	W	82-80	H	FORDHAM (2-1)					
12/3/55	W	92-80	H	1/9/65	L	67-66	A	Home: 1-1	Away: 0-0				
2/10/56	W	91-90	A	3/1/65	1/7 –	W	82-75	Neutral: 1-0	Under Coach L: 1-0				
12/1/56	W	84-69	H	1/7/66	L	78-62	A	Since rebirth in 1985: 2-0					
2/8/57	L	95-85	A	2/28/66	W	112-90	H	12/22/70	L	85-83	H		
2/5/58	W	84-69	A	1/7/67	L	61-60	A	12/30/94	W	55-43	H		
2/17/58	W	76-58	H	3/1/67	W	110-90	H	12/12/21	W	72-66	N		
12/8/58	W	107-80	H	1/12/68	L	122-93	A	FORT LAUDERDALE NAS (0-1)					
2/2/59	W	79-76	A	3/1/68	W	96-84	H	Home: 0-1	Away: 0-0				
2/6/60	W	88-71	A	12/6/68	L	111-84	N	Neutral: 0-0	Under Coach L: 0-0				
2/18/60	10 –	W	121-85	1/10/69	L	86-81	A	Since rebirth in 1985: 0-0					
12/15/60	W	87-54	H	3/1/69	L	89-86	H	2/4/46	L	32-31	H		
2/4/61	W	92-80	A	1/9/70	L	104-63	A	FRESNO STATE (1-0)					
12/14/61	W	96-67	H	2/28/70	– 9	L	112-96	Home: 0-0	Away: 0-0				
2/3/62	W	82-73	A	1/8/71	L	114-106	A	Neutral: 1-0	Under Coach L: 1-0				
12/13/62	W	116-93	H	2/27/71	W	100-94	H	Since rebirth in 1985: 1-0					
2/2/63	18 –	W	99-83	1/20/86	W	83-75	H	11/23/18	W	78-76	N		
2/1/64	W	85-78	A	2/3/86	L	90-72	A	FURMAN (0-2)					
2/18/64	W	120-79	H	2/4/87	W	63-57	H	Home: 0-2	Away: 0-0				
1/13/65	W	124-93	H	2/26/87	L	108-84	A	Neutral: 0-0	Under Coach L: 0-0				
2/5/65	W	94-82	A	1/18/90	W	101-97	2OTH	Since rebirth in 1985: 0-0					
1/15/66	W	89-66	H	2/17/90	L	92-73	A	1/4/52	L	55-53	H		
1/28/66	W	101-80	A	12/8/02	L	72-55	A	1/3/55	L	91-74	H		
1/19/67	W	102-72	H	12/14/03	L	67-58	H	GARDNER-WEBB (1-0)					
1/27/67	W	55-49	A	1/15/05	W	64-63	H	Home: 1-0	Away: 0-0				
1/27/68	W	94-76	A	2/22/05	W	65-49	A	Neutral: 0-0	Under Coach L: 1-0				
1/28/69	W	87-73	A	1/29/06	W	84-78	OT A	Since rebirth in 1985: 1-0					
1/23/70	W	103-92	A	3/5/06	L	67-64	H	11/10/18	13/12	W	77-45	H	
1/29/71	L	96-95	OT H	1/20/07	L	86-67	A	GEORGE MASON (1-1)					
11/9/07	W	104-61	H	3/3/07	L	98-90	OT H	Home: 0-1	Away: 1-0				
11/15/08	17/16 –	W	96-60	2/6/08	L	62-55	H	Neutral: 0-0	Under Coach L: 0-0				
				3/8/08	L	75-72	OT A	Since rebirth in 1985: 1-1					
				1/21/09	W	75-69	H	GEORGE WASHINGTON (2-3)					
				2/18/09	L	80-67	A	Home: 1-0	Away: 1-1				
				2/6/10	L	71-65	A	Neutral: 0-2	Under Coach L: 2-1				
				3/6/10	L	61-60	H	Since rebirth in 1985: 2-2					
				1/19/11	L	55-53	H	2/11/71	L	83-81	A		
				2/26/11	L	65-59	A	12/29/91	L	78-64	N		
				2/11/12	– 15/17	L	64-59	1/28/13	L	71-63	OT N		
				2/26/12	– 15/16	W	78-62	12/22/16	W	72-64	H		
				3/9/12	– 17/17	L	82-71	N#	12/16/17	6/8 –	W	59-50	A
				1/27/13	25 –	W	71-47	H	GEORGETOWN (12-19)				
				2/13/13	3/4 –	W	74-68	A	Home: 7-5	Away: 3-8			
				1/15/14	L	63-53	H	Neutral: 2-6	Under Coach L: 0-0				
				2/10/14	W	77-73	A	Since rebirth in 1985: 11-19					
				2/1/15	L	55-54	A	1/24/55	W	84-81	H		
				2/25/15	23/23 –	W	81-77	H	1/2/88	– 18	L	82-78	H
				1/9/16	12/11 –	W	72-59	H	1/7/89	– 5	L	112-79	A
				2/14/16	12/11 –	W	67-65	A	1/25/92	L	60-40	A	
				2/1/17	– 15/16	L	75-57	H					
				3/4/17	25/25	15/17	L	66-57					
				1/7/18	15/17	24/RV	W	80-74					
				1/27/18	RV/24 –	L	103-94	OT A					
				1/9/19	– 13/13	L	68-62	A					
				1/27/19	– RV/23	L	78-66	H					
				1/18/20	– 9/9	L	83-79	OT H					
				2/8/20	– 8/8	L	99-81	A					
				1/27/21	– 16/16	L	81-59	A					
				2/24/21	– 11/9	L	88-71	H					



ALL-TIME SERIES RESULTS

DATE / UM RANK / OPPONENT RANK / RESULT / LOCATION

2/15/92		L	75-58	H
3/13/92	- 21/19	L	77-64	N ^A
1/2/93	- 10/11	W	80-69	H
3/3/93		L	82-64	A
3/11/93		L	67-40	N ^A
12/7/93		L	61-47	H
1/29/94		L	77-40	A
1/7/95	- 12/13	L	71-64	A
2/4/95	- 13/13	W	67-61	H
3/10/95	- 24	L	69-58	N ^A
1/13/96	- 5/5	L	72-67	A
3/7/96	- 6/6	L	92-62	N ^A
1/4/97		W	69-67	A
1/18/97		W	68-65	OT H
3/6/97		L	63-59	N ^A
12/6/97		W	66-56	H
3/4/98		L	62-56	N ^A
12/30/98		W	64-63	A
2/6/99	25 -	W	71-58	H
3/4/99	9/10 -	W	65-54	N ^A
1/15/00		L	65-61	A
2/7/00		W	77-55	H
1/2/02	21/21 23/24	W	79-71	A
3/7/02	21/21	W	84-76	OT N ^A
2/22/03		L	74-72	H
1/31/04		L	87-80	OT H
2/7/04		L	80-64	A

^A BIG EAST Tournament

GEORGIA (1-3)

Home: 1-1 Away: 0-2
Neutral: 0-0 Under Coach L: 0-0
Since rebirth in 1985: 1-2

1938-39		L	41-19	A
11/3/85		W	81-78	H
12/14/90	- 11	L	78-60	H
12/22/92		L	69-67	A

GEORGIA SOUTHERN (1-0)

Home: 1-0 Away: 0-0
Neutral: 0-0 Under Coach L: 1-0
Since rebirth in 1985: 1-0
11/11/13 W 81-80 OT H

GEORGIA STATE (3-0)

Home: 2-0 Away: 1-0
Neutral: 0-0 Under Coach L: 0-0
Since rebirth in 1985: 3-0
11/29/85 W 82-72 H
12/12/97 W 80-64 H
12/18/98 W 76-55 A

GEORGIA TECH (16-13)

Home: 8-5 Away: 7-7
Neutral: 1-1 Under Coach L: 9-7
Since rebirth in 1985: 15-12
1/3/53 W 82-60 H
2/27/67 L 90-84 A
12/27/97 - RV/23 L 9-61 H
1/06/05 - 9/10 L 80-69 A
2/26/05 L 76-72 H
2/4/06 W 70-53 A
12/3/06 - 21/25 W 90-82 H
1/12/08 25 - W 78-68 H

2/17/08		W	64-63	A
3/4/09		L	78-68	A
2/10/10	- 20/20	W	64-62	H
2/3/11		W	59-57	H
3/6/11		L	66-57	A
1/24/12		W	64-49	A
3/8/12		W	54-36	N#
1/5/13		W	62-49	A
3/6/13	6/7 -	L	71-69	H
1/18/14		W	56-42	A
1/28/15	23/23 -	L	70-50	H
2/7/16	17/15 -	W	75-68	A
2/15/17		W	70-61	H
1/3/18	15/17 -	L	64-54	A
2/23/19		W	80-65	H
2/29/20		L	63-57	A
2/20/21		L	87-60	H
3/11/21		L	70-66	N#
1/29/22		W	73-62	A
2/9/22		W	79-70	H
1/4/23	12/12 -	L	76-70	A

ACC Tournament

HARTFORD (3-1)

Home: 3-1 Away: 0-0
Neutral: 0-0 Under Coach L: 0-0
Since rebirth in 1985: 3-1

3/3/86		W	66-62	H
2/27/90		L	62-58	H
12/13/96		W	74-58	H
12/11/99		W	97-61	H

HAVANA (5-1)

Home: 5-1 Away: 0-0
Neutral: 0-0 Under Coach L: 0-0
Since rebirth in 1985: 0-0

2/3/28		W	38-14	H
1928-29		L	26-22	H
1938-39		W	38-34	H
1938-39		W	46-40	H
1/7/49		W	73-57	H
1/8/49		W	66-53	H

HAWAII (4-1)

Home: 1-0 Away: 3-1
Neutral: 0-0 Under Coach L: 2-0
Since rebirth in 1985: 2-0

12/6/67		W	102-83	A
12/7/67		L	110-76	A
1/31/69		W	84-82	H
12/22/12		W	73-58	A
12/23/17	6/7 -	W	75-57	A

HOFSTRA (1-0)

Home: 1-0 Away: 0-0
Neutral: 0-0 Under Coach L: 0-0
Since rebirth in 1985: 1-0
1/4/86 W 70-63 H

HOLY CROSS (1-0)

Home: 1-0 Away: 0-0
Neutral: 0-0 Under Coach L: 0-0
Since rebirth in 1985: 0-0
12/29/61 W 77-71 H

HOUSTON (6-9)

Home: 4-5 Away: 1-4
Neutral: 1-0 Under Coach L: 1-0
Since rebirth in 1985: 1-0

1/25/56		L	95-77	H
12/22/56		W	67-63	H
12/9/59		W	72-63	A
1/23/60	11 -	L	88-79	H
1/21/61		W	79-78	H
2/8/62		L	80-69	H
1/24/63		W	71-70	H
2/13/64		L	93-83	A
2/20/65	1/19 -	W	103-91	H
2/17/66		L	111-96	A
2/18/67	- 7/8	L	105-86	H
2/15/68	- 1	L	106-64	A
2/14/70	- 13	L	118-98	A
2/20/71		L	99-93	H
3/24/23	16/15 2/1	W	89-75	N\$

\$ NCAA Tournament

HOUSTON BAPTIST (1-0)

Home: 1-0 Away: 0-0
Neutral: 0-0 Under Coach L: 1-0
Since rebirth in 1985: 1-0
12/19/18 W 80-73 H

HOWARD (2-1)

Home: 2-1 Away: 0-0
Neutral: 0-0 Under Coach L: 1-0
Since rebirth in 1985: 2-1

12/6/91		L	64-55	H
11/29/01		W	87-71	H
11/14/14		W	84-49	H

ILLINOIS (3-1)

Home: 1-1 Away: 1-0
Neutral: 1-0 Under Coach L: 3-0
Since rebirth in 1985: 3-0

12/28/69		L	86-76	H
3/24/13	5/4 -	W	63-59	N\$
12/2/14	15/15 24/25	W	70-61	H
12/2/19		W	81-79	A

\$ NCAA Tournament

ILLINOIS STATE (0-1)

Home: 0-0 Away: 0-0
Neutral: 0-1 Under Coach L: 0-0
Since rebirth in 1985: 0-1

12/22/99		L	87-78	N
----------	--	---	-------	---

INDIANA (2-0)

Home: 0-0 Away: 0-0
Neutral: 2-0 Under Coach L: 1-0
Since rebirth in 1985: 2-0

12/15/01	- 21/24	W	58-53	N
3/19/23	16/15 21/19	W	85-69	N\$

\$ NCAA Tournament

INDIANA STATE (0-1)

Home: 0-0 Away: 0-0
Neutral: 0-1 Under Coach L: 0-1
Since rebirth in 1985: 0-1

12/25/12		L	57-55	OT N
----------	--	---	-------	------

ALL-TIME SERIES RESULTS

DATE / UM RANK / OPPONENT RANK / RESULT / LOCATION

IONA (1-0)

Home: 0-0 Away: 1-0
Neutral: 0-0 Under Coach L: 0-0
Since rebirth in 1985: 0-0
1/7/60 14 – W 69-67 A

IOWA STATE (1-1)

Home: 0-0 Away: 0-0
Neutral: 1-1 Under Coach L: 1-1
Since rebirth in 1985: 1-1
11/25/16 – 21/22 L 56-73 N
3/25/22 W 70-56 N\$
\$ NCAA Tournament

JACKSONVILLE (27-7)

Home: 16-2 Away: 11-4
Neutral: 0-0 Under Coach L: 2-0
Since rebirth in 1985: 5-0
12/2/57 W 89-87 H
1/17/58 L 86-72 A
1/16/59 W 64-62 A
2/14/59 W 95-93 H
12/3/59 W 106-98 H
1/13/60 15 – W 78-70 OT A
1/13/61 W 93-84 OT A
2/20/61 W 96-80 H
12/2/61 W 93-80 H
1/10/62 W 90-89 A
1/9/63 W 103-91 A
2/5/63 18 – W 112-105 H
1/8/64 W 97-92 A
2/4/64 W 117-92 H
1/7/65 W 86-82 A
1/16/65 W 127-99 H
1/8/66 L 71-69 A
2/12/66 W 117-104 H
1/6/67 W 75-70 A
1/14/67 W 106-86 H
1/13/68 W 72-67 A
1/18/68 W 76-75 H
1/11/69 W 94-87 A
2/25/69 W 95-86 H
1/10/70 – 7 L 121-87 A
3/4/70 – 6 L 108-97 H
1/9/71 – 7 L 124-82 A
3/2/71 – 9 L 94-75 H
12/18/96 W 74-57 H
11/29/97 W 74-70 A
11/12/10 W 89-77 H
11/16/12 W 73-57 H
12/19/20 W 73-64 H

JACKSONVILLE NAVY (1-1)

Home: 1-0 Away: 0-1
Neutral: 0-0 Under Coach L: 0-0
Since rebirth in 1985: 0-0
1941-42 W 44-18 H
1941-42 L 46-25 A

JEWISH PROG. AA-ATLANTA (0-1)

Home: 0-1 Away: 0-0
Neutral: 0-0 Under Coach L: 0-0
Since rebirth in 1985: 0-0
1938-39 L 39-24 H

JUNIOR C. OF C. (1-1)

Home: 1-1 Away: 0-0
Neutral: 0-0 Under Coach L: 0-0
Since rebirth in 1985: 0-0
1928-29 W 25-24 H
1928-29 L 28-23 H

KANSAS (1-4)

Home: 1-1 Away: 0-2
Neutral: 0-1 Under Coach L: 0-1
Since rebirth in 1985: 1-4
1/17/87 – 20 L 82-47 A
1/12/89 – 12 W 87-86 H
1/10/90 – 1 L 100-73 H
1/16/91 L 73-60 A
3/27/22 – 3/3 L 76-50 N\$
\$ NCAA Tournament

KENTUCKY (1-3)

Home: 0-1 Away: 1-2
Neutral: 0-0 Under Coach L: 0-0
Since rebirth in 1985: 1-2
12/3/56 L 114-75 A
12/5/98 – 8/8 L 74-65 A
1/29/00 – 16/18 L 60-57 H
12/6/98 21/22 – W 73-67 A

KENTUCKY WESLEYAN (4-1)

Home: 3-1 Away: 1-0
Neutral: 0-0 Under Coach L: 0-0
Since rebirth in 1985: 0-0
1/31/56 L 86-82 H
1/24/57 W 100-95 H
12/16/57 W 96-78 A
1/26/59 W 69-64 H
2/22/60 10 – W 104-95 H

KEY WEST NAVY (1-0)

Home: 1-0 Away: 0-0
Neutral: 0-0 Under Coach L: 0-0
Since rebirth in 1985: 0-0
1951-52 W 85-55 H

LA SALLE (9-9)

Home: 7-3 Away: 1-6
Neutral: 1-0 Under Coach L: 5-0
Since rebirth in 1985: 5-0
2/5/51 L 95-84 H
2/6/51 W 77-75 OT H
1/7/61 L 88-74 A
1/25/62 L 73-61 H
1/4/63 L 78-76 A
1/23/64 W 121-99 H
12/8/64 L 90-86 A
3/5/66 W 108-102 H
12/7/66 L 99-82 A
1/2/68 L 92-84 H
12/11/68 L 96-71 A
2/17/70 W 103-96 H
12/9/70 L 97-77 A
1/2/13 W 76-59 H
12/22/13 W 71-58 H
12/22/15 13/16 – W 95-49 A
11/22/17 11/11 – W 57-46 N

11/22/18 W 85-49 N

LAFAYETTE (5-1)

Home: 4-1 Away: 0-0
Neutral: 1-0 Under Coach L: 1-0
Since rebirth in 1985: 4-1
11/17/71 W 78-75 H
1/14/91 L 73-57 H
3/12/99 10/12 – W 75-54 N\$
11/24/01 W 79-69 H
11/25/06 W 98-66 H
11/7/23 W 67-54 H
\$ NCAA Tournament

LEHIGH (7-1)

Home: 7-0 Away: 0-0
Neutral: 0-1 Under Coach L: 1-0
Since rebirth in 1985: 6-1
12/4/70 W 74-67 H
12/27/89 L 83-59 N
1/9/91 W 99-67 H
12/30/96 W 68-32 H
12/27/00 W 71-52 H
12/30/02 W 68-62 H
12/9/06 W 79-58 H
11/9/18 W 83-62 H

LIPSCOMB (1-0)

Home: 1-0 Away: 0-0
Neutral: 0-0 Under Coach L: 1-0
Since rebirth in 1985: 1-0
12/8/21 W 76-59 H

LIU (1-0)

Home: 1-0 Away: 0-0
Neutral: 0-0 Under Coach L: 0-0
Since rebirth in 1985: 1-0
12/16/88 W 102-66 H

LOUISIANA (1-1)

Home: 1-0 Away: 0-0
Neutral: 0-1 Under Coach L: 1-0
Since rebirth in 1985: 1-1
12/20/99 L 66-60 N
11/16/15 W 93-77 H

LOUISIANA MONROE (1-0)

Home: 1-0 Away: 0-0
Neutral: 0-0 Under Coach L: 0-0
Since rebirth in 1985: 1-0
11/23/03 W 78-60 H

LSU (3-1)

Home: 1-0 Away: 1-1
Neutral: 1-0 Under Coach L: 0-0
Since rebirth in 1985: 1-0
12/11/50 W 68-62 H
12/11/52 L 86-58 A
12/11/57 W 73-65 A
12/27/01 24/23 – W 68-61 N



ALL-TIME SERIES RESULTS

DATE / UM RANK / OPPONENT RANK / RESULT / LOCATION

LOUISVILLE (8-13)

Home: 6-6	Away: 2-6	
Neutral: 0-1	Under Coach L: 6-6	
Since rebirth in 1985: 6-8		
1/5/51	L 73-60	H
12/29/52	L 84-74	H
1/31/57	L 89-60	H
1/30/61	– 7 W 71-69	H
12/6/61	L 77-59	A
2/9/63	W 94-84	H
12/28/65	L 85-84	OT H
12/31/05	– 10/10 L 58-43	N
12/23/06	L 82-59	A
2/3/15	– 9/8 L 63-55	H
2/21/15	– 12/12 L 55-53	A
2/27/16	12/11 11/- W 73-65	H
2/11/17	– 4/4 L 71-66	A
1/24/18	RV/24 – W 78-75	OT H
1/6/19	L 90-73	A
11/5/19	– 5/5 L 87-74	H
1/7/20	– 13/11 L 74-58	A
1/16/21	– 16/18 W 78-72	H
2/16/22	W 70-63	A
12/4/22	W 80-53	A
2/11/23	19/20 – W 93-85	H

LOYOLA CHICAGO (0-1)

Home: 0-0	Away: 0-0	
Neutral: 0-1	Under Coach L: 0-1	
Since rebirth in 1985: 0-1		
3/15/18	22/24 – L 64-62	N\$
\$ NCAA Tournament		

LOYOLA (MD) (1-0)

Home: 1-0	Away: 0-0	
Neutral: 0-0	Under Coach L: 1-0	
Since rebirth in 1985: 1-0		
12/30/13	W 71-48	H

LOYOLA (N.O.) (9-7)

Home: 6-3	Away: 3-4	
Neutral: 0-0	Under Coach L: 0-0	
Since rebirth in 1985: 0-0		
12/10/52	L 71-54	A
12/10/55	W 83-82	A
12/10/57	L 76-52	H
1/25/58	W 89-82	H
2/16/59	W 93-84	H
12/12/59	W 86-70	A
2/11/61	W 65-61	H
2/10/62	L 113-70	H
2/15/64	W 97-90	OT A
2/13/65	W 115-86	H
2/19/66	L 89-76	A
2/11/67	W 68-66	H
2/17/68	L 86-84	A
2/15/69	W 89-80	H
1/31/70	L 98-84	A
2/6/71	L 107-88	H

LUBBOCK CHRISTIAN (1-0)

Home: 1-0	Away: 0-0	
Neutral: 0-0	Under Coach L: 0-0	
Since rebirth in 1985: 1-0		
11/21/03	W 86-66	H

MAINE (1-0)

Home: 0-0	Away: 0-0	
Neutral: 1-0	Under Coach L: 0-0	
Since rebirth in 1985: 1-0		
11/29/91	W 62-57	N

MANHATTAN (1-0)

Home: 1-0	Away: 0-0	
Neutral: 0-0	Under Coach L: 0-0	
Since rebirth in 1985: 1-0		
12/28/85	W 79-61	H

MARIST (2-1)

Home: 0-1	Away: 0-0	
Neutral: 2-0	Under Coach L: 0-0	
Since rebirth in 1985: 2-1		
2/1/88	W 79-76	OT N
2/18/88	L 73-62	H
11/15/07	W 85-61	N

MARQUETTE (2-3)

Home: 2-0	Away: 0-2	
Neutral: 0-1	Under Coach L: 0-1	
Since rebirth in 1985: 2-3		
3/5/86	L 84-62	A
1/24/87	W 91-89	OT H
1/16/88	L 65-51	A
1/28/89	W 106-90	H
3/28/13	5/4 15/16 L 71-61	N\$
\$ NCAA Tournament		

MARSHALL (2-1)

Home: 1-1	Away: 0-0	
Neutral: 1-0	Under Coach L: 0-0	
Since rebirth in 1985: 1-0		
1941-42	L 37-33	H
2/23/71	W 89-88	H
12/27/91	W 70-55	N

MARYLAND (13-10)

Home: 10-4	Away: 1-5	
Neutral: 2-1	Under Coach L: 2-3	
Since rebirth in 1985: 9-6		
1/28/49	L 43-42	H
1/29/49	W 58-48	H
2/1/54	– 13 L 63-57	H
1/22/62	L 71-68	H
12/29/64	W 80-73	H
1/30/68	W 93-73	H
12/21/68	W 92-85	N
12/29/70	L 111-77	H
2/5/05	– 22/24 W 75-73	OT H
1/7/06	– 14/12 W 84-70	H
3/1/06	L 65-61	A
1/10/07	– RV/25 W 63-58	A
3/8/07	– 17/21 W 67-62	N#
2/23/08	W 78-63	H
1/14/09	W 62-60	H

1/31/09	L 73-68	A
1/26/10	L 81-59	A
3/2/11	W 80-66	H
2/11/12	W 90-86	2OT H
2/21/12	L 75-70	A
1/13/13	W 54-47	H
1/29/14	L 74-71	A
11/20/22	L 88-70	N

ACC Tournament

UMBC (3-0)

Home: 3-0	Away: 0-0	
Neutral: 0-0	Under Coach L: 0-0	
Since rebirth in 1985: 3-0		
1/11/88	W 75-56	H
11/27/89	W 91-74	H
12/9/03	W 61-52	H

MARYLAND EASTERN SHORE (3-0)

Home: 3-0	Away: 0-0	
Neutral: 0-0	Under Coach L: 0-0	
Since rebirth in 1985: 3-0		
2/12/86	W 77-55	H
1/14/87	W 88-66	H
11/25/88	W 108-80	H

MASSACHUSETTS (4-0)

Home: 2-0	Away: 2-0	
Neutral: 0-0	Under Coach L: 2-0	
Since rebirth in 1985: 4-0		
12/12/04	W 80-53	H
1/2/07	W 72-71	A
12/3/11	W 83-75	H
12/1/12	W 75-62	A

MCDILL FIELD (2-0)

Home: 0-0	Away: 2-0	
Neutral: 0-0	Under Coach L: 0-0	
Since rebirth in 1985: 0-0		
2/19/46	W 54-50	A
1/31/48	W 67-48	A

MCNEESE STATE (1-0)

Home: 1-0	Away: 0-0	
Neutral: 0-0	Under Coach L: 0-0	
Since rebirth in 1985: 1-0		
11/24/10	W 79-59	H

MEMPHIS (5-8)

Home: 3-2	Away: 2-5	
Neutral: 0-1	Under Coach L: 0-1	
Since rebirth in 1985: 3-5		
1/4/56	– 12 L 79-71	N
1/18/64	W 78-69	H
2/15/66	L 86-72	A
2/12/67	W 88-63	H
2/13/68	L 67-44	A
1/21/91	L 80-72	A
2/11/91	L 83-82	OT H
12/22/97	W 65-57	A
12/22/98	W 80-64	A
12/4/99	L 82-72	A
12/21/00	W 66-57	H
11/15/10	– 19/19 L 72-68	A

ALL-TIME SERIES RESULTS

DATE / UM RANK / OPPONENT RANK / RESULT / LOCATION

12/6/11 – 21/20 L 71-54 H

MERCER (1-1)

Home: 1-0 Away: 0-1
Neutral: 0-0 Under Coach L: 0-0
Since rebirth in 1985: 1-0
1938-39 L 56-37 A
2/3/90 W 53-47 H

MIAMI BEACH (1-0)

Home: 1-0 Away: 0-0
Neutral: 0-0 Under Coach L: 0-0
Since rebirth in 1985: 0-0
1928-29 W 66-18 H

MIAMI BEACH ALL-STARS (1-0)

Home: 1-0 Away: 0-0
Neutral: 0-0 Under Coach L: 0-0
Since rebirth in 1985: 0-0
12/3/52 W 70-45 H

MIAMI BEACH CANOE CLUB (2-0)

Home: 2-0 Away: 0-0
Neutral: 0-0 Under Coach L: 0-0
Since rebirth in 1985: 0-0
2/21/28 W 52-21 H
2/23/28 W 18-9 H

MIAMI (OHIO) (5-4)

Home: 4-2 Away: 1-1
Neutral: 0-1 Under Coach L: 0-0
Since rebirth in 1985: 0-1
1/17/47 L 60-44 A
1/10/55 L 75-73 H
12/30/58 L 89-87 OT H
12/21/59 W 83-78 A
1/4/61 W 102-100 2OT H
12/28/61 W 83-73 H
2/2/65 – /20 W 100-85 H
2/22/69 W 74-68 H
12/27/90 L 101-99 2OT N

MICHIGAN (0-4)

Home: 0-0 Away: 0-3
Neutral: 0-1 Under Coach L: 0-0
Since rebirth in 1985: 0-4
11/27/87 – 9 L 109-76 N
3/13/97 L 76-63 A+
11/29/05 L 74-53 A
3/22/06 L 71-65 A+
+ NIT

MICHIGAN STATE (1-1)

Home: 1-0 Away: 0-0
Neutral: 0-1 Under Coach L: 1-1
Since rebirth in 1985: 1-1
11/28/12 – 13/14 W 67-59 H
3/17/17 L 58-78 N\$
\$ NCAA Tournament

MIDDLE TENNESSEE (1-0)

Home: 0-0 Away: 0-0
Neutral: 1-0 Under Coach L: 1-0
Since rebirth in 1985: 1-0
12/25/17 6/7 – W 84-81 N

MINNESOTA (2-1)

Home: 1-1 Away: 1-0
Neutral: 0-0 Under Coach L: 1-1
Since rebirth in 1985: 2-1
12/2/09 W 63-58 H
3/19/12 L 78-60 H+
11/29/17 10/13 12/12 W 86-81 A
+ NIT

MISSISSIPPI (3-1)

Home: 3-0 Away: 0-1
Neutral: 0-0 Under Coach L: 0-1
Since rebirth in 1985: 1-1
12/21/49 W 82-67 H
12/22/49 W 55-43 H
11/30/10 W 86-73 H
11/25/11 L 64-61 OT A

MISSISSIPPI COLLEGE (1-0)

Home: 1-0 Away: 0-0
Neutral: 0-0 Under Coach L: 0-0
Since rebirth in 1985: 0-0
1/19/56 W 89-84 H

MISSISSIPPI STATE (3-2)

Home: 0-1 Away: 1-0
Neutral: 2-1 Under Coach L: 1-0
Since rebirth in 1985: 3-1
12/13/57 L 66-64 N
12/28/90 W 74-67 N
12/11/06 L 70-52 H
12/13/07 W 64-58 A
11/19/15 W 105-79 N

MISSOURI (0-1)

Home: 0-0 Away: 0-0
Neutral: 0-1 Under Coach L: 0-0
Since rebirth in 1985: 0-1
3/14/02 21/21 – L 93-80 N\$
\$ NCAA Tournament

MISSOURI STATE (2-0)

Home: 1-0 Away: 0-0
Neutral: 1-0 Under Coach L: 1-0
Since rebirth in 1985: 2-0
3/21/11 W 81-72 H+
11/21/19 W 74-70 N
+ NIT

MONMOUTH (1-1)

Home: 1-1 Away: 0-0
Neutral: 0-0 Under Coach L: 0-0
Since rebirth in 1985: 1-1
2/4/88 L 64-62 OT H
11/23/99 /24 – W 67-46 H

MOREHEAD STATE (4-3)

Home: 3-2 Away: 1-1
Neutral: 0-0 Under Coach L: 0-0
Since rebirth in 1985: 0-0
1/18/47 W 61-56 A
2/20/56 L 102-89 H
2/23/59 W 102-85 H
2/23/61 W 85-70 H
12/4/61 L 107-81 A
2/1/69 W 92-91 OT H
2/1/71 L 76-75 H

MORGAN STATE (2-0)

Home: 2-0 Away: 0-0
Neutral: 0-0 Under Coach L: 0-0
Since rebirth in 1985: 2-0
11/19/05 W 83-51 H
11/24/07 W 55-51 H

MOUNT ST. MARY'S (1-0)

Home: 0-0 Away: 1-0
Neutral: 0-0 Under Coach L: 0-0
Since rebirth in 1985: 0-0
12/8/66 W 86-83 A

MUFFETS (2-0)

Home: 2-0 Away: 0-0
Neutral: 0-0 Under Coach L: 0-0
Since rebirth in 1985: 0-0
12/14/48 W 69-51 H
12/6/49 W 78-37 H

MURRAY STATE (2-1)

Home: 1-1 Away: 1-0
Neutral: 0-0 Under Coach L: 0-0
Since rebirth in 1985: 0-0
1/30/53 L 69-65 H
12/14/59 W 92-80 H
12/8/61 W 69-67 A

NAVY (1-1)

Home: 1-0 Away: 0-0
Neutral: 0-1 Under Coach L: 1-0
Since rebirth in 1985: 1-1
2/7/87 L 78-62 N
11/12/18 13/12 W 89-55 H

NAVY REC. BARRACKS (0-1)

Home: 0-1 Away: 0-0
Neutral: 0-0 Under Coach L: 0-0
Since rebirth in 1985: 0-0
1/16/46 L 46-43 H

NEBRASKA (2-4)

Home: 1-1 Away: 1-2
Neutral: 0-1 Under Coach L: 1-1
Since rebirth in 1985: 1-3
12/22/51 W 70-60 H
12/18/71 L 85-58 A
12/16/00 L 72-64 N
12/30/06 L 82-67 H
12/4/13 L 60-49 A
12/1/15 21 – W 77-72 OT A



ALL-TIME SERIES RESULTS

DATE / UM RANK / OPPONENT RANK / RESULT / LOCATION

NEVADA (1-1)

Home: 0-0 Away: 1-1
Neutral: 0-0 Under Coach L: 0-0
Since rebirth in 1985: 0-0
12/14/63 W 81-78 OT A
12/11/66 L 89-79 A

NEW HAMPSHIRE (1-0)

Home: 1-0 Away: 0-0
Neutral: 0-0 Under Coach L: 0-0
Since rebirth in 1985: 1-0
11/23/02 W 93-58 H

NEW MEXICO (0-2)

Home: 0-1 Away: 0-1
Neutral: 0-0 Under Coach L: 0-0
Since rebirth in 1985: 0-2
1/29/87 L 87-78 A
2/1/89 L 110-93 H

NEW MEXICO STATE (0-1)

Home: 0-0 Away: 0-0
Neutral: 0-1 Under Coach L: 0-1
Since rebirth in 1985: 0-1
12/23/17 6/7 - L 63-54 N

NEW ORLEANS (0-2)

Home: 0-1 Away: 0-1
Neutral: 0-0 Under Coach L: 0-0
Since rebirth in 1985: 0-2
1/7/86 L 64-57 A
2/15/86 L 85-75 H

NYU (1-1)

Home: 1-1 Away: 0-0
Neutral: 0-0 Under Coach L: 0-0
Since rebirth in 1985: 0-0
12/29/54 L 74-67 H
12/28/67 W 102-91 H

NIAGARA (1-0)

Home: 0-0 Away: 1-0
Neutral: 0-0 Under Coach L: 0-0
Since rebirth in 1985: 0-0
12/10/64 W 74-67 A

NORFOLK STATE (2-0)

Home: 2-0 Away: 0-0
Neutral: 0-0 Under Coach L: 1-0
Since rebirth in 1985: 2-0
1/2/05 W 76-58 H
2/1/14 W 64-49 H

NORTH CAROLINA (10-26)

Home: 4-10 Away: 5-12
Neutral: 1-4 Under Coach L: 8-10
Since rebirth in 1985: 19-24
1/13/50 L 55-53 H
1/14/50 L 66-51 H
12/6/86 - 1 L 122-77 A
2/5/90 - 25 L 87-74 A
12/18/99 - 7/9 L 78-68 N
12/4/00 - 14/12 L 67-45 A
1/4/03 W 64-61 OT H

1/7/04 - 12/13 L 89-64 A
1/22/05 - 6/6 L 87-67 A
1/14/06 - 20/20 W 81-70 A
2/12/06 - 23/24 L 80-70 H
1/31/07 - 3/3 L 105-64 A
1/23/08 - 5/4 L 98-82 H
1/17/09 - 5/6 L 82-65 A
2/15/09 - 3/3 L 69-65 H
3/2/10 L 69-62 A
1/26/11 L 74-71 H
3/11/11 - 6/7 L 61-59 N#
1/10/12 - 3/3 L 73-56 A
2/15/12 - 8/7 L 73-64 H
1/10/13 W 68-59 A
2/9/13 8/11 - W 87-61 H
3/17/13 9/10 - W 87-77 N#
1/8/14 W 63-57 A
2/28/15 - 15/18 L 73-64 H
2/20/16 11/10 5/4 L 96-71 A
1/28/17 - 9/6 W 77-62 H
3/9/17 - 6/6 L 78-53 N#
2/27/18 - 9/9 W 91-88 A
3/8/18 24/25 12/11 L 82-65 N#
1/19/19 - 13/15 L 85-76 H
2/9/19 - 8/8 L 88-85 OT A
1/25/20 L 94-71 A
1/5/21 L 67-65 H
1/18/22 W 85-57 H
2/13/23 15/13 - W 80-72 A
ACC Tournament

NORTH CAROLINA A&T (4-0)

Home: 4-0 Away: 0-0
Neutral: 0-0 Under Coach L: 0-0
Since rebirth in 1985: 4-0
12/22/03 W 81-62 H
11/22/05 W 87-62 H
12/23/07 22/22 - W 95-64 H
12/21/09 W 80-59 H

UNC ASHEVILLE (1-0)

Home: 1-0 Away: 0-0
Neutral: 0-0 Under Coach L: 0-0
Since rebirth in 1985: 1-0
12/1/93 W 82-60 H

NC CENTRAL (4-0)

Home: 4-0 Away: 0-0
Neutral: 0-0 Under Coach L: 1-0
Since rebirth in 1985: 4-0
1/3/09 W 76-42 H
11/14/09 W 83-53 H
11/19/10 W 88-65 H
3/17/15 W 75-71 H+
+ NIT

UNC GREENSBORO (3-0)

Home: 2-0 Away: 1-0
Neutral: 0-0 Under Coach L: 2-0
Since rebirth in 1985: 3-0
2/15/11 W 78-58 A
1/2/12 W 99-89 H
11/11/23 W 79-65 H

NC STATE (14-16)

Home: 7-6 Away: 5-9
Neutral: 2-1 Under Coach L: 10-9
Since rebirth in 1985: 14-15
1939-40 L 46-35 A
1/9/05 - RV/24 W 67-66 H
12/18/05 - 21/19 L 81-69 A
2/8/06 - 16/15 L 86-77 2OT H
2/10/07 W 80-65 H
1/19/08 21/24 - L 79-77 OT A
3/13/08 W 63-50 N#
1/27/09 L 84-81 OT A
3/7/09 W 72-64 H
2/27/10 L 71-66 H
1/23/11 L 72-70 A
1/22/12 L 78-73 H
2/29/12 L 77-73 A
2/2/13 14/15 19/19 W 79-78 A
3/16/13 9/10 - W 81-71 N#
2/8/14 L 56-55 H
3/1/14 W 80-65 A
3/13/14 L 67-58 N#
1/22/15 W 65-60 H
1/30/16 15/13 - L 85-69 A
12/31/16 W 81-63 H
2/4/17 W 84-79 A
1/21/18 25/23 - W 86-81 A
1/3/19 - 18/19 L 87-82 H
1/15/20 L 80-63 A
2/5/20 L 83-72 H
1/9/21 W 64-59 A
12/29/21 W 91-83 H
12/10/22 W 80-73 H
1/14/23 16/15 - L 83-81 OT A
ACC Tournament

UNC WILMINGTON (1-1)

Home: 0-1 Away: 0-0
Neutral: 1-0 Under Coach L: 0-0
Since rebirth in 1985: 1-1
12/29/92 L 88-73 H
11/20/09 W 67-60 N

NORTH FLORIDA (6-0)

Home: 5-0 Away: 1-0
Neutral: 0-0 Under Coach L: 4-0
Since rebirth in 1985: 6-0
12/20/07 22/22 - W 85-63 H
12/31/08 W 94-41 H
11/19/11 W 75-62 H
11/16/16 W 94-56 A
11/25/18 11/11 - W 86-65 H
11/29/20 W 77-59 H

NORTH TEXAS (1-0)

Home: 0-0 Away: 0-0
Neutral: 1-0 Under Coach L: 1-0
Since rebirth in 1985: 1-0
11/26/21 W 69-63 N

ALL-TIME SERIES RESULTS

DATE / UM RANK / OPPONENT RANK / RESULT / LOCATION

NORTHEASTERN (2-1)

Home: 2-1	Away: 0-0
Neutral: 0-0	Under Coach L: 0-1
Since rebirth in 1985: 2-1	
11/31/91	W 79-63 H
11/25/00	W 92-86 H
11/27/15 15/19	- L 78-77 H

NORTHEASTERN ILLINOIS (2-0)

Home: 2-0	Away: 0-0
Neutral: 0-0	Under Coach L: 0-0
Since rebirth in 1985: 2-0	
11/25/94	W 66-48 H
11/24/95	W 81-58 H

NORTHERN IOWA (1-0)

Home: 1-0	Away: 0-0
Neutral: 0-0	Under Coach L: 0-0
Since rebirth in 1985: 1-0	
11/27/98	W 78-69 H

NORTHWESTERN (0-1)

Home: 0-0	Away: 0-1
Neutral: 0-0	Under Coach L: 0-0
Since rebirth in 1985: 0-1	
11/28/06	L 61-59 A

NOTRE DAME (13-15)

Home: 6-7	Away: 6-7
Neutral: 1-1	Under Coach L: 6-7
Since rebirth in 1985: 13-15	
2/22/86	- 14 L 126-73 H
3/5/87	- 20 L 65-49 A
1/27/90	L 107-60 A
1/12/91	L 60-52 H
1/23/96	W 72-64 H
2/28/96	W 71-59 A
2/25/97	L 69-60 A
2/14/98	W 66-57 H
2/22/98	W 65-59 A
1/9/99	L 71-68 H
1/25/00	W 63-49 A
2/26/00	W 55-52 H
3/9/00	23 - W 61-58 N ^A
2/23/02 17/13	L 90-77 H
1/28/04	L 72-62 A
2/19/14	W 71-64 A
1/17/15	- 12/12 L 70-75 A
3/12/15	- 11/9 L 63-70 N#
2/3/16 17/15	- W 79-70 H
3/2/16	7 - W 68-50 A
1/12/17	20/20 L 62-67 H
2/19/18	W 77-74 A
2/6/19	W 62-47 H
2/23/20	L 87-71 A
1/24/21	L 73-59 H
2/14/21	L 71-61 A
2/2/22	L 68-64 H
12/30/22 14/16	- W 76-65 A

^A BIG EAST Tournament

ACC Tournament

NOVA SOUTHEASTERN (1-0)

Home: 1-0	Away: 0-0
Neutral: 0-0	Under Coach L: 0-0
Since rebirth in 1985: 1-0	
11/16/09	W 108-58 H

OHIO STATE (2-2)

Home: 0-2	Away: 0-0
Neutral: 2-0	Under Coach L: 0-0
Since rebirth in 1985: 2-1	
12/21/53	L 106-81 H
12/27/98	W 72-64 N
3/19/00 23/25 8/8	W 75-62 N\$
12/2/08 21/22	- L 73-68 H
\$ NCAA Tournament	

OHIO (1-1)

Home: 1-1	Away: 0-0
Neutral: 0-0	Under Coach L: 0-0
Since rebirth in 1985: 0-0	
12/18/65	W 105-100 H
12/30/69	- 5 L 99-74 H

OKLAHOMA CITY (5-4)

Home: 5-2	Away: 0-1
Neutral: 1-0	Under Coach L: 0-0
Since rebirth in 1985: 0-0	
2/10/58	W 83-66 H
1/29/60 11 -	W 97-84 H
1/6/62	L 118-113 OTH
1/30/65	W 115-92 H
1/10/67	W 111-109 H
2/26/70	L 91-90 H
12/19/70	L 94-91 OT N
1/2/71	W 90-87 H
1/22/71	L 88-75 A

OKLAHOMA STATE (1-0)

Home: 1-0	Away: 0-0
Neutral: 0-0	Under Coach L: 0-0
Since rebirth in 1985: 1-0	
3/15/06	W 62-59 H+
+ NIT	

OLD DOMINION (1-0)

Home: 0-0	Away: 0-0
Neutral: 1-0	Under Coach L: 0-0
Since rebirth in 1985: 1-0	
12/26/88	W 77-76 N

ORAL ROBERTS (2-1)

Home: 1-0	Away: 0-1
Neutral: 1-0	Under Coach L: 0-0
Since rebirth in 1985: 2-1	
11/28/88	W 108-103 H
2/25/89	L 99-92 A
12/21/10	W 69-56 N

OREGON STATE (0-1)

Home: 0-1	Away: 0-0
Neutral: 0-0	Under Coach L: 0-0
Since rebirth in 1985: 0-0	
12/1/69	L 86-81 H

PACIFIC (1-0)

Home: 0-0	Away: 0-0
Neutral: 1-0	Under Coach L: 1-0
Since rebirth in 1985: 1-0	
3/22/13 5/4	- W 78-49 N\$
\$ NCAA Tournament	

PENN (6-4)

Home: 5-3	Away: 0-1
Neutral: 1-0	Under Coach L: 1-1
Since rebirth in 1985: 3-1	
1/2/48	L 53-46 H
12/29/49	W 64-62 H
12/30/49	W 53-51 H
12/29/51	L 89-64 H
12/28/53	L 67-54 H
12/27/66	W 82-78 H
12/28/88	W 102-69 N
1/2/08	W 88-62 H
11/19/16	W 74-62 H
12/4/18	L 89-75 A

PENN STATE (1-4)

Home: 0-2	Away: 1-2
Neutral: 0-0	Under Coach L: 1-0
Since rebirth in 1985: 1-4	
11/29/86	L 74-61 H
11/27/90	L 93-67 A
1/25/91	L 69-57 H
3/15/95	L 62-56 A+
12/1/22	W 63-58 A
+ NIT	

PENSACOLA NAS (2-0)

Home: 2-0	Away: 0-0
Neutral: 0-0	Under Coach L: 0-0
Since rebirth in 1985: 0-0	
2/14/47	W 69-50 H
2/15/47	W 64-36 H

PEPPERDINE (2-1)

Home: 1-0	Away: 1-1
Neutral: 0-0	Under Coach L: 0-0
Since rebirth in 1985: 2-0	
12/13/69	L 93-90 OT A
1/3/10	W 86-63 A
12/30/10	W 94-59 H

PI CHI (2-0)

Home: 0-0	Away: 0-0
Neutral: 2-0	Under Coach L: 0-0
Since rebirth in 1985: 0-0	
1939-40	W 42-29 N
1940-41	W 45-27 N

PITTSBURGH (26-21)

Home: 15-8	Away: 9-11
Neutral: 2-2	Under Coach L: 10-4
Since rebirth in 1985: 18-17	
12/26/47	W 43-40 A
12/21/48	W 58-52 H
12/22/48	L 80-48 H
1/18/51	L 81-56 A
2/9/55	L 78-72 H



ALL-TIME SERIES RESULTS

DATE / UM RANK / OPPONENT RANK / RESULT / LOCATION

12/12/58	L 69-65	A	3/19/63	L 106-96	N+	REDLAND (1-0)	
12/28/62	W 86-85	H	1/20/87	L 92-88	H	Home: 1-0	Away: 0-0
12/5/64	W 85-71	A	1/27/88	W 83-77	A	Neutral: 0-0	Under Coach L: 0-0
1/6/68	W 100-84	H	1/24/89	L 106-91	H	Since rebirth in 1985: 0-0	
12/27/68	W 72-70	H	2/21/90	L 101-67	A	1928-29	W 42-11
12/5/69	W 85-67	A	2/12/92	L 73-51	H		
1/29/92	L 82-52	A	3/7/92	L 62-57	A	RHODE ISLAND (4-1)	
2/4/92	L 77-55	H	1/19/93	W 75-66	H	Home: 3-0	Away: 1-0
3/12/92	W 83-71	N^	2/16/93	L 75-60	A	Neutral: 0-1	Under Coach L: 0-0
1/6/93	- 24/-	L 85-78	1/8/94	L 81-59	A	Since rebirth in 1985: 0-1	
1/23/93	- 20/-	L 86-84	2/26/94	L 88-60	H	1/3/62	W 80-70
1/12/94	L 83-55	A	1/18/95	W 81-75	A	12/6/62	W 88-80
2/1/94	L 80-71	H	2/11/95	W 69-63	H	1/4/64	W 105-88
2/18/95	L 67-61	A	2/14/96	L 77-54	A	1/5/70	W 105-95
2/25/95	W 76-68 OT	H	3/2/96	W 66-59	H	11/25/03	L 54-53
1/20/96	W 66-57	H	1/15/97	W 71-69	H		
1/8/97	L 76-72	A	2/4/98	W 64-54	H	RICE (1-0)	
2/5/97	W 78-63	H	2/18/98	L 59-57	A	Home: 0-0	Away: 0-0
1/3/98	W 73-65	A	2/13/99	W 69-65	A	Neutral: 1-0	Under Coach L: 0-0
1/30/99	23/25 -	L 60-54	2/16/00	L 47-45	H	Since rebirth in 1985: 1-0	
2/23/99	11/13 -	W 85-52	1/16/01	W 78-64	A	12/22/10	W 73-67
2/1/00	W 64-60	H	1/20/01	L 80-70	H		
2/31/00	W 74-66	A	1/19/02	24/20 -	W 102-96 OT H	RICHMOND (1-0)	
1/8/01	L 62-51	A	2/26/02	22/18 -	W 81-65	Home: 0-0	Away: 1-0
3/7/01	L 78-69	N^	1/29/03	W 60-57	H	Neutral: 0-0	Under Coach L: 1-0
1/15/02	24/20 -	W 76-69 OT	2/18/03	L 73-63	A	Since rebirth in 1985: 1-0	
3/8/02	21/21 7/7	L 76-71	2/21/04	- 19/17	L 70-57	3/24/15	W 63-61
1/10/04	- 1/10	L 84-80 2OT	11/18/07	W 64-58	N	+ NIT	
2/5/14	- 25/22	L 59-55 OT	3/18/09	W 78-66	A+		
3/4/15	W 67-63	A	12/22/14	L 76-62	N	RIDER (1-0)	
2/9/16	12/11 -	W 65-63	11/19/22	W 74-64	N	Home: 1-0	Away: 0-0
1/14/17	W 72-46	A	+ NIT		Neutral: 0-0 Under Coach L: 0-0		
12/30/17	15/16 -	W 67-53			Since rebirth in 1985: 1-0		
1/31/18	W 69-57	H	PURDUE (1-3)		12/18/85 W 81-58		
3/5/19	W 76-63	H	Home: 1-0		Away: 0-1		
1/12/20	W 66-58	H	Neutral: 0-2		Under Coach L: 1-1		
2/2/20	L 62-57	A	Since rebirth in 1985: 1-3				
12/16/20	L 70-55	H	12/30/87 - 11		L 110-82	N	
3/9/21	W 79-73	N#	3/14/99 10/12 -		L 73-63	N\$	
2/22/22	W 85-64	A	11/29/11		L 76-65	A	
1/28/23	20/19 -	L 71-68	12/8/20		W 58-54	H	
3/4/23	16/15 25/25	W 78-76	\$ NCAA Tournament				
^ BIG EAST Tournament							
# ACC Tournament							
PONCE DE LEON (0-1)							
Home: 0-1							
Away: 0-0							
Neutral: 0-0							
Under Coach L: 0-0							
Since rebirth in 1985: 0-0							
1928-29							
L 12-11							
H							
PRINCETON (3-1)							
Home: 2-1							
Away: 0-0							
Neutral: 1-0							
Under Coach L: 2-0							
Since rebirth in 1985: 2-0							
12/28/48							
W 37-35							
H							
12/29/48							
L 62-55 2OT							
H							
12/29/15 13/15 -							
W 76-64							
H							
12/27/17 10/13 -							
W 80-52							
N							
PROVIDENCE (16-16)							
Home: 7-6							
Away: 7-8							
Neutral: 2-2							
Under Coach L: 1-1							
Since rebirth in 1985: 15-15							
12/8/62							
W 82-75							
A							

ALL-TIME SERIES RESULTS

DATE / UM RANK / OPPONENT RANK / RESULT / LOCATION

1939-40	L 38-25	H
1939-40	L 56-49	A
1939-40	W 50-49	A
1940-41	W 55-29	H
1940-41	W 57-41	H
1940-41	W 44-35	A
2/11/50	W 70-54	A
12/7/50	L 59-58	A
1/10/51	W 79-54	H
12/15/51	L 78-63	A
2/15/52	W 98-61	H
2/5/53	W 68-60	A
2/12/53	W 95-69	H
2/4/54	L 85-71	A
1/8/55	W 93-76	H
2/12/55	W 77-69	A
1/21/56	W 86-72	H
2/9/56	W 89-82	A
1/19/57	W 63-51	H
2/7/57	W 93-86	A
1/13/58	W 90-71	H
1/30/58	L 72-68	A
12/3/58	W 104-87	H
2/6/59	W 84-81	A
12/1/59	W 110-86	H
2/2/60	11 – W 90-79	A
12/1/60	W 80-62	A
2/1/61	W 103-75	H
1/31/62	W 89-67	A
2/19/62	W 92-54	H
1/30/63	18 – W 120-72	A
2/12/63	W 144-75	H
12/19/63	W 108-90	H
1/28/64	W 127-85	A
1/23/65	/t-19 – W 128-95	A
2/23/65	/17 W 148-79	H

RUTGERS (11-6)

Home: 7-1	Away: 3-5
Neutral: 1-0	Under Coach L: 3-1
Since rebirth in 1985: 11-6	
1/3/89	W 99-94 OT A
2/25/96	L 71-55 A
3/6/96	W 77-67 N^
2/2/97	L 60-59 A
2/8/97	W 53-50 H
12/2/97	W 63-55 H
1/13/99	W 74-62 A
2/27/99	11/13 – W 68-63 H
2/5/00	W 58-52 A
2/17/02	13/11 – L 64-61 A
1/21/04	W 73-63 H
2/4/04	L 72-70 OT A
11/21/10	L 61-45 A
11/15/11	W 72-57 H
11/30/16	W 73-61 H
11/28/18	L 57-54 H
11/30/22	W 68-61 H

^ BIG EAST Tournament

SACRED HEART (1-0)

Home: 1-0	Away: 0-0
Neutral: 0-0	Under Coach L: 0-0
Since rebirth in 1985: 1-0	
1/2/06	W 63-57 H

ST. FRANCIS BROOKLYN (2-1)

Home: 1-1	Away: 0-0
Neutral: 1-0	Under Coach L: 1-1
Since rebirth in 1985: 1-1	
3/16/63	W 71-70 N+
11/8/13	L 66-62 OT H
11/23/22	W 79-56 H
+ NIT	

ST. FRANCIS (PA) (3-0)

Home: 3-0	Away: 0-0
Neutral: 0-0	Under Coach L: 1-0
Since rebirth in 1985: 3-0	
1/5/87	W 85-82 H
12/30/01 24/23	– W 71-48 H
12/17/22 25/25	– W 91-76 H

ST. JOHN'S (14-16)

Home: 8-5	Away: 6-11
Neutral: 0-0	Under Coach L: 0-0
Since rebirth in 1985: 13-14	
1/3/63	W 67-59 A
12/12/64	– 10/13 L 79-77 H
2/25/67	– 17 L 97-70 A
1/4/92	L 83-69 A
1/14/92	– 17/17 W 45-42 H
1/16/93	L 78-74 A
2/20/93	– 25/- W 82-77 H
1/22/94	L 75-63 H
2/8/94	L 78-63 A
1/11/95	W 82-79 A
2/13/95	W 71-69 H
2/20/96	W 96-91 2OT H
2/23/96	L 61-57 H
2/22/97	L 77-73 A
3/5/97	W 76-68 OT A^
1/13/98	L 73-64 A
1/6/99	– 10/9 W 84-79 H
2/3/99	25 9/10 W 73-70 A
3/5/99	9/10 10/9 L 62-59 A^
3/5/00	– 18/21 W 74-70 H
3/10/00	23 19/20 L 58-57 A^
1/22/01	L 67-63 OT A
2/10/01	L 85-79 2OT H
1/8/02	21/20 L 71-60 A
2/13/02	13/11 W 79-56 H
2/2/03	L 77-74 A
3/8/03	L 76-73 H
1/14/04	W 70-64 A
12/2/07	W 66-47 H
12/27/08	W 70-56 A

^ BIG EAST Tournament

ST. JOSEPH'S (1-3)

Home: 1-0	Away: 0-2
Neutral: 0-1	Under Coach L: 0-0
Since rebirth in 1985: 1-1	
1/20/51	L 58-47 A
3/12/64	L 86-76 N+
1/3/91	L 92-79 A
2/6/91	W 87-64 H
+ NIT	

SAINT LOUIS (0-2)

Home: 0-0	Away: 0-0
Neutral: 0-2	Under Coach L: 0-0
Since rebirth in 1985: 0-1	
3/16/61	L 58-56 N+
12/23/88	L 86-71 N
+ NIT	

ST. MARY'S (5-0)

Home: 4-0	Away: 1-0
Neutral: 0-0	Under Coach L: 0-0
Since rebirth in 1985: 1-0	
12/12/63	W 101-86 A
12/15/64	W 89-77 H
12/4/67	W 77-70 H
12/19/69	W 91-84 H
3/21/08	W 78-64 N\$
\$ NCAA Tournament	

ST. PETER'S (1-0)

Home: 1-0	Away: 0-0
Neutral: 0-0	Under Coach L: 0-0
Since rebirth in 1985: 0-0	
1/19/63	W 91-75 H

ST. THOMAS (2-0)

Home: 2-0	Away: 0-0
Neutral: 0-0	Under Coach L: 0-0
Since rebirth in 1985: 1-0	
12/3/69	W 62-60 H
12/17/87	W 71-47 H
Formerly Biscayne College	

SAM HOUSTON STATE (1-0)

Home: 1-0	Away: 0-0
Neutral: 0-0	Under Coach L: 0-0
Since rebirth in 1985: 1-0	
12/17/93	W 73-58 H

SAN DIEGO (1-0)

Home: 0-0	Away: 0-0
Neutral: 1-0	Under Coach L: 0-0
Since rebirth in 1985: 1-0	
11/24/08 22/21	– W 80-45 N

SAN DIEGO STATE (1-1)

Home: 0-1	Away: 1-0
Neutral: 0-0	Under Coach L: 0-0
Since rebirth in 1985: 1-1	
1/31/87	W 83-82 OT A
2/6/88	L 56-49 H

SAN FRANCISCO (2-1)

Home: 1-0	Away: 1-1
Neutral: 0-0	Under Coach L: 0-0
Since rebirth in 1985: 0-0	
12/8/60	W 68-56 A
12/17/63	W 95-83 H
12/9/65	– 11 L 105-89 A

SANTA CLARA (0-3)

Home: 0-0	Away: 0-3
Neutral: 0-0	Under Coach L: 0-0
Since rebirth in 1985: 0-0	
12/6/60	L 66-65 A



ALL-TIME SERIES RESULTS

DATE / UM RANK / OPPONENT RANK / RESULT / LOCATION

12/10/63 L 86-77 A
12/7/65 L 78-74 A

SAVANNAH STATE (5-0)

Home: 4-0 Away: 1-0
Neutral: 0-0 Under Coach L: 2-0
Since rebirth in 1985: 5-0
3/2/89 W 107-98 H
11/30/02 W 91-57 H
1/3/04 W 105-65 H
12/19/13 W 68-51 A
12/8/14 20/21 - W 70-39 H

SEBRING A.C. (1-0)

Home: 0-0 Away: 1-0
Neutral: 0-0 Under Coach L: 0-0
Since rebirth in 1985: 0-0
2/16/28 W 36-23 A

SEBRING FIREMEN (1-0)

Home: 0-0 Away: 1-0
Neutral: 0-0 Under Coach L: 0-0
Since rebirth in 1985: 0-0
1930-31 W 38-35 A

SETON HALL (8-16)

Home: 5-7 Away: 3-6
Neutral: 0-3 Under Coach L: 0-1
Since rebirth in 1985: 7-14
12/29/56 L 92-80 H
12/29/69 L 93-90 H
1/4/71 W 89-81 H
1/7/92 - 18/17 L 64-52 A
3/4/92 - 22/22 L 90-82 OT H
12/7/92 - 6/7 L 65-56 A
2/23/93 - 14/15 L 85-73 H
1/26/94 L 77-48 H
2/19/94 L 85-63 A
3/10/94 L 69-51 N^A
1/2/95 L 72-54 A
2/22/95 W 61-57 H
12/2/95 W 80-70 H
1/10/96 L 66-63 A
2/10/97 W 61-51 A
12/31/97 W 78-65 A
2/24/98 L 76-71 H
1/27/99 23/25 - W 77-71 H
1/11/00 W 71-64 A
2/1/01 - 22/25 W 72-66 H
1/18/03 L 76-53 A
3/12/03 L 67-52 N^A
2/24/04 L 76-66 H
11/25/18 L 83-81 N
^A BIG EAST Tournament

SHENANDOAH PRESB. (1-0)

Under Coach L: 0-0
Since rebirth in 1985: 0-0
1940-41 W 50-36

SOUTH ALABAMA (1-0)

Home: 1-0 Away: 0-0
Neutral: 0-0 Under Coach L: 1-0
Since rebirth in 1985: 1-0
11/28/14 17/20 - W 87-75 H

SOUTH CAROLINA (6-3)

Home: 5-2 Away: 0-1
Neutral: 1-0 Under Coach L: 0-0
Since rebirth in 1985: 1-2
12/17/48 W 59-40 H
12/18/48 W 65-64 H
12/14/49 W 64-54 H
12/15/49 W 57-56 H
2/5/55 L 83-77 H
1/2/60 15 - W 107-106 OT H
12/5/87 L 76-63 H
3/15/05 L 69-67 A+
11/22/09 W 85-70 N
+ NIT

SOUTH CAROLINA STATE (2-1)

Home: 2-1 Away: 0-0
Neutral: 0-0 Under Coach L: 1-0
Since rebirth in 1985: 2-1
11/23/04 L 60-50 H
12/12/09 W 91-54 H
12/6/16 W 82-46 H

SOUTH CAROLINA UPSTATE (1-0)

Home: 1-0 Away: 0-0
Neutral: 0-0 Under Coach L: 0-0
Since rebirth in 1985: 1-0
11/28/09 W 70-41 H

USF (6-2)

Home: 4-0 Away: 2-2
Neutral: 0-0 Under Coach L: 0-0
Since rebirth in 1985: 6-2
1/23/88 W 80-75 H
3/1/88 W 92-71 A
2/6/89 W 106-104 2OTH
2/18/89 W 85-78 A
1/6/90 L 93-77 A
2/24/90 W 81-73 H
12/5/90 L 79-71 A
2/25/91 W 67-58 H

SOUTHERN CAL (1-2)

Home: 0-0 Away: 0-1
Neutral: 1-1 Under Coach L: 1-0
Since rebirth in 1985: 1-2
12/1/90 L 92-71 A
12/27/92 L 86-66 N
3/18/22 - 21/22 W 68-66 N\$
\$ NCAA Tournament

SOUTHERN ILLINOIS (1-0)

Home: 0-0 Away: 1-0
Neutral: 0-0 Under Coach L: 0-0
Since rebirth in 1985: 1-0
11/14/97 W 73-61 A

SMU (0-2)

Home: 0-1 Away: 0-1
Neutral: 0-0 Under Coach L: 0-0
Since rebirth in 1985: 0-2
12/19/90 L 93-88 2OT A
12/20/91 L 69-60 H

SOUTHERN MISS (2-1)

Home: 1-0 Away: 0-1
Neutral: 1-0 Under Coach L: 0-0
Since rebirth in 1985: 1-0
12/1/55 L 63-61 A
2/16/57 W 85-78 H
11/21/08 17/16 - W 70-60 N
Formerly Mississippi Southern

SOUTHWEST TEXAS STATE (0-1)

Home: 0-1 Away: 0-0
Neutral: 0-0 Under Coach L: 0-0
Since rebirth in 1985: 0-0
12/4/92 L 60-57 H

SPRING HILL (0-2)

Home: 0-1 Away: 0-1
Neutral: 0-0 Under Coach L: 0-0
Since rebirth in 1985: 0-0
12/14/55 L 79-71 A
2/2/57 L 84-75 H

STANFORD (2-2)

Home: 0-2 Away: 0-1
Neutral: 2-1 Under Coach L: 1-1
Since rebirth in 1985: 2-2
12/30/86 W 71-58 N
1/16/89 L 93-59 A
4/2/15 L 66-64 OT N+
11/24/16 W 67-53 N
+ NIT

STEPHEN F. AUSTIN (1-0)

Home: 1-0 Away: 0-0
Neutral: 0-0 Under Coach L: 1-0
Since rebirth in 1985: 1-0
11/13/18 W 96-58 H

STETSON (51-33)

Home: 32-13 Away: 19-20
Neutral: 0-0 Under Coach L: 3-0
Since rebirth in 1985: 11-0
1/20/28 W 33-25 H
1/24/28 L 32-26 A
1928-29 W 35-13 H
1928-29 L 20-13 A
1930-31 L 36-16 H
1930-31 L 37-15 A
1939-40 L 33-29 H
1939-40 L 39-27 H
1939-40 L 48-42 A
1939-40 L 46-37 A
1940-41 L 46-29 H
1940-41 L 51-41 H
1940-41 L 45-40 A
1940-41 W 40-35 A
1941-42 L 47-42 A
1941-42 L 42-34 A
1941-42 L 44-37 H
1941-42 W 46-36 H
1/24/47 L 53-46 H
1/25/47 W 74-50 H
2/21/47 W 54-41 A
2/22/47 W 44-38 A
1/16/48 L 49-46 A

ALL-TIME SERIES RESULTS

DATE / UM RANK / OPPONENT RANK / RESULT / LOCATION

1/17/48	W 59-39	A	SYRACUSE (12-20)			2/22/54	W 67-59	H
2/14/48	L 41-36	H	Home: 7-10 Away: 4-10			1/17/55	W 103-76	H
2/5/49	W 53-42	H	Neutral: 1-0 Under Coach L: 7-6			2/17/55	W 105-89	A
2/11/49	W 81-46	A	Since rebirth in 1985: 12-19			12/6/55	W 96-59	H
2/12/49	W 70-58	A	12/28/63	L 86-85	OT H	2/11/56	W 94-74	A
1/7/50	W 65-58	H	1/11/92	- 20/21	L 73-57 A	12/11/56	W 97-84	H
2/8/50	W 88-61	A	2/29/92	- 22/19	L 68-63 H	2/9/57	W 78-77	A
2/9/50	W 82-63	A	1/9/93	- 21/-	L 89-81 A	12/5/57	W 69-67	H
1/24/51	W 82-55	H	2/6/93		W 81-74 H	1/31/58	W 90-84	A
2/14/51	W 78-66	A	12/22/93	- 21/18	L 81-52 A	12/5/58	W 113-71	H
1/14/52	W 88-57	H	3/1/94	- 14	L 71-69 H	2/3/59	W 86-84	A
2/9/52	W 80-74	A	12/6/94	- 19/19	L 83-65 H	12/5/59	W 98-65	H
1/12/53	W 71-70	H	1/28/95	- 6/6	L 76-51 A	2/3/60	W 74-73	A
2/4/53	L 80-77	A	1/3/96	- 11/12	W 75-66 H	12/3/60	W 93-64	H
1/18/54	L 85-63	H	2/1/96	- 18/16	L 72-51 A	2/18/61	W 108-99	A
2/11/54	L 108-56	A	12/7/96	- 19/17	W 67-63 H	1/30/62	L 113-95	A
2/14/55	L 89-85	A	1/18/98	- 15/15	L 85-67 A	2/17/62	W 96-81	H
2/22/55	W 79-77	H	2/10/98	- 23/20	L 72-63 H	1/29/63	W 78-76	A
1/16/56	W 85-79	H	2/8/99	16/21 18/17	W 76-63 A	2/18/63	W 112-91	H
2/8/56	L 91-84	A	1/8/00	- 7/8	L 67-55 H	12/3/63	W 101-95	H
1/7/57	W 89-81	H	2/13/01	- 10/7	W 68-57 A	1/29/64	W 134-104	A
2/6/57	L 95-93	A	1/26/03		L 54-49 H	12/1/64	W 136-119	A
1/8/58	W 103-80	H	2/14/04	- RV/25	L 91-74 H	2/9/65	W 141-110	H
2/15/58	W 92-85	A	1/4/14	- 2/2	L 49-44 A	12/1/65	W 120-91	H
2/5/59	L 110-97	A	1/25/14	- 2/2	L 64-52 H	1/29/66	W 83-71	A
2/19/59	W 99-81	H	1/24/15		W 66-62 A	12/1/66	W 72-63	A
2/5/60	W 94-86	A	1/2/16	13/15 -	W 64-51 H	1/16/67	W 97-86	H
2/11/60	10 - L 73-72	H	1/4/17		L 70-55 A	12/12/67	W 104-103	H
2/3/61	L 76-68	A	3/8/17		W 62-57 N#	1/10/68	L 78-76	A
2/15/61	W 91-84	H	2/17/18		L 62-55 H	1/6/69	L 62-61	A
2/2/62	W 79-70	A	1/24/19		L 73-53 A	2/18/69	W 95-79	H
2/13/62	W 86-78	H	3/7/20		W 69-65 OT H	TEACHERS COLL. OF CONN. (1-0)		
2/1/63	18 - L 66-64	A	1/19/21		L 83-57 A	Home: 1-0 Away: 0-0		
2/26/63	W 75-60	H	1/5/22		W 88-87 H	Neutral: 0-0 Under Coach L: 0-0		
1/31/64	W 81-75	A	3/5/22		W 75-72 A	Since rebirth in 1985: 0-0		
2/22/64	W 87-70	H	1/16/23	17/16 -	W 82-78 H	12/15/50	W 60-48	H
2/4/65	W 86-84	A	# ACC Tournament					
2/16/65	W 95-84	H	TAMPA (44-10)			TEMPLE (3-2)		
1/27/66	W 89-78	A	Home: 24-3 Away: 20-7			Home: 0-1 Away: 0-1		
2/24/66	W 86-77	H	Neutral: 0-0 Under Coach L: 0-0			Neutral: 3-0 Under Coach L: 2-0		
1/26/67	L 56-53	A	Since rebirth in 1985: 0-0			Since rebirth in 1985: 3-1		
2/14/67	W 95-84	H	1939-40	W 39-31	A	12/29/61	L 85-67	H
1/26/68	W 72-67	A	1941-42	W 38-34	H	12/20/03	W 72-66	N
2/20/68	W 88-71	H	1941-42	W 52-38	H	12/27/05	L 73-56	A
1/29/69	W 98-90	A	2/18/46	W 44-23	A	3/31/15	W 60-57	N+
2/4/69	L 87-83	H	1/10/47	W 53-27	H	12/17/19	W 78-77	N
1/24/70	L 116-88	A	1/11/47	W 52-34	H	+ NIT		
2/21/70	L 95-86	H	1/31/47	W 53-25	A	TENNESSEE (1-3)		
1/30/71	L 90-74	A	2/1/47	W 82-36	A	Home: 0-1 Away: 0-1		
2/8/71	L 91-76	H	12/12/47	L 47-35	H	Neutral: 1-1 Under Coach L: 0-0		
12/2/03	W 91-70	H	12/13/47	W 58-46	H	Since rebirth in 1985: 1-2		
12/18/04	W 81-50	H	2/3/48	W 60-55	A	12/17/54	L 89-80	N
12/27/05	W 65-56	H	2/4/48	W 86-67	A	12/1/91	W 72-60	N
12/16/06	W 89-64	H	2/19/49	W 74-57	H	12/27/95	L 56-54	H
12/17/07 22/22 -	W 89-53	H	2/25/49	L 81-58	A	12/22/96	L 78-65	A
11/29/08 22/21 -	W 79-65	H	1/6/50	W 76-61	H	TENNESSEE-MARTIN (1-0)		
12/16/09	W 69-49	A	2/6/50	L 67-55	A	Home: 1-0 Away: 0-0		
12/12/10	W 68-54	H	1/12/51	L 77-75	OT H	Neutral: 0-0 Under Coach L: 0-0		
11/9/12	W 87-79	H	2/24/51	L 94-74	A	Since rebirth in 1985: 1-0		
12/4/20	W 82-60	H	1/18/52	W 87-61	H	12/29/00	W 70-54	H
12/20/21	W 82-72	H	2/23/52	W 87-78	A			
			1/16/53	L 72-65	H			
			2/21/53	L 86-84	A			
			2/12/54	W 69-65	A			



ALL-TIME SERIES RESULTS

DATE / UM RANK / OPPONENT RANK / RESULT / LOCATION

TENNESSEE TECH (4-0)

Home: 3-0 Away: 0-0
Neutral: 1-0 Under Coach L: 1-0
Since rebirth in 1985: 3-0
3/7/47 W 55-51 N
2/8/89 W 111-101 H
12/23/04 W 69-57 H
11/11/11 W 69-58 H

TEXAS (2-2)

Home: 1-0 Away: 0-1
Neutral: 1-1 Under Coach L: 1-0
Since rebirth in 1985: 2-2
12/19/87 W 85-56 H
2/22/89 L 123-104 A
3/23/08 - 7/7 L 75-72 N\$
3/26/23 16/15 5/7 W 88-81 N\$
\$ NCAA Tournament

TEXAS A&M (3-0)

Home: 2-0 Away: 1-0
Neutral: 0-0 Under Coach L: 0-0
Since rebirth in 1985: 2-0
12/19/56 W 86-80 H
12/9/01 W 64-55 A
11/26/02 W 78-72 H

TEXAS ARLINGTON (1-0)

Home: 0-0 Away: 0-0
Neutral: 1-0 Under Coach L: 0-0
Since rebirth in 1985: 1-0
11/13/05 W 76-65 N

TCU (0-1)

Home: 0-0 Away: 0-0
Neutral: 0-1 Under Coach L: 0-0
Since rebirth in 1985: 0-0
12/14/57 L 82-59 N

TEXAS RIO GRANDE VALLEY (1-0)

Home: 1-0 Away: 0-0
Neutral: 0-0 Under Coach L: 1-0
Since rebirth in 1985: 1-0
11/13/15 W 86-59 H

TEXAS SOUTHERN (1-0)

Home: 1-0 Away: 0-0
Neutral: 0-0 Under Coach L: 1-0
Since rebirth in 1985: 1-0
11/14/13 W 84-69 H

TEXAS TECH (1-0)

Home: 1-0 Away: 0-0
Neutral: 0-0 Under Coach L: 0-0
Since rebirth in 1985: 0-0
12/22/52 W 79-64 H

TOLEDO (1-0)

Home: 0-0 Away: 1-0
Neutral: 0-0 Under Coach L: 0-0
Since rebirth in 1985: 0-0
12/6/56 W 68-67 A

TORONTO (1-0)

Home: 1-0 Away: 0-0
Neutral: 0-0 Under Coach L: 0-0
Since rebirth in 1985: 0-0
1/8/59 W 97-75 H

TOWSON (1-0)

Home: 1-0 Away: 0-0
Neutral: 0-0 Under Coach L: 0-0
Since rebirth in 1985: 1-0
1/11/86 W 71-66 H

TULANE (5-4)

Home: 4-2 Away: 0-2
Neutral: 1-0 Under Coach L: 0-0
Since rebirth in 1985: 2-0
1/22/47 L 60-39 H
12/29/55 W 86-75 H
12/29/58 W 94-72 H
2/3/68 L 99-88 A
1/16/69 L 90-79 H
1/29/70 L 105-90 A
1/16/71 W 74-71 H
3/3/90 W 93-60 H
11/19/09 W 74-54 N

TULSA (1-1)

Home: 1-0 Away: 0-0
Neutral: 0-1 Under Coach L: 0-0
Since rebirth in 1985: 0-1
2/22/62 W 83-66 H
3/24/00 23/25 18/19 L 80-71 N\$
\$ NCAA Tournament

TURNER'S SPORTS SHOP (2-2)

Home: 2-2 Away: 0-0
Neutral: 0-0 Under Coach L: 0-0
Since rebirth in 1985: 0-0
1928-29 W 43-23 H
1928-29 W 36-17 H
1928-29 L 36-27 H
1930-31 L 33-24 H

UCLA (0-4)

Home: 0-1 Away: 0-2
Neutral: 0-1 Under Coach L: 0-0
Since rebirth in 1985: 0-3
12/12/69 - 2 L 127-69 A
12/21/85 L 109-64 A
12/1/88 L 91-66 H
3/13/98 - 19/20 L 65-62 N\$
\$ NCAA Tournament

UNLV (0-2)

Home: 0-1 Away: 0-1
Neutral: 0-0 Under Coach L: 0-0
Since rebirth in 1985: 0-2
12/28/94 L 56-55 H
11/29/96 L 55-43 A

UTAH (2-0)

Home: 1-0 Away: 0-0
Neutral: 1-0 Under Coach L: 1-0
Since rebirth in 1985: 1-0
1/3/66 W 88-87 H
11/20/15 - 16 W 90-66 N

VALPARAISO (1-1)

Home: 1-1 Away: 0-0
Neutral: 0-0 Under Coach L: 1-0
Since rebirth in 1985: 1-0
12/28/56 L 81-76 H
3/14/12 W 66-50 H+
+ NIT

VILLANOVA (10-14)

Home: 5-6 Away: 5-7
Neutral: 0-1 Under Coach L: 0-1
Since rebirth in 1985: 10-14
2/18/92 L 74-50 A
2/25/92 L 61-50 H
1/30/93 L 82-69 A
3/6/93 W 77-76 H
2/12/94 L 77-58 H
3/5/94 L 83-63 A
1/25/95 - 22/25 L 92-62 H
2/7/95 - 16/18 L 73-63 A
12/5/95 - 2/2 L 70-68 H
1/27/96 - 7/7 L 90-62 A
1/11/97 - 8/7 W 61-59 A
1/22/98 W 78-63 H
1/31/98 L 78-75 A
2/16/99 16/21 - W 103-82 H
1/11/00 W 67-66 A
2/17/01 W 80-62 A
3/3/01 W 65-53 H
1/24/02 22/19 - W 76-58 H
2/5/02 12/11 - W 65-56 A
2/8/03 L 72-67 OT H
2/25/03 L 75-56 A
1/25/04 L 76-69 H
3/2/04 W 59-56 A
3/24/16 10/11 6/6 L 92-69 N\$
\$ NCAA Tournament

VIRGINIA (13-15)

Home: 8-4 Away: 4-9
Neutral: 1-2 Under Coach L: 4-11
Since rebirth in 1985: 11-15
2/10/66 W 80-75 H
12/10/66 W 80-78 A
1/12/05 W 91-80 A
3/10/05 L 66-65 N#
1/24/06 L 71-51 A
2/3/07 L 81-70 A
2/21/07 - 24/19 W 68-60 H
3/1/08 W 95-93 H
2/26/09 W 62-55 A
1/16/10 23 - L 75-57 A
2/23/10 W 74-62 H
2/5/11 W 70-68 OT H
3/10/11 W 69-62 OT N#
1/7/12 - 21/23 L 52-51 A
2/19/13 2/2 - W 54-50 H
2/26/14 - 12/11 L 65-40 A



ALL-TIME SERIES RESULTS

DATE / UM RANK / OPPONENT RANK / RESULT / LOCATION

1/3/15	– 3/3	L	89-80	2OT	H
1/12/16	8/9 13/11	L	66-58		A
2/22/16	12/11 3	W	64-61		H
3/11/16	11 4	L	73-68		N#
2/20/17	– 18/19	W	54-48	OT	A
2/13/18	– 1/3	L	59-50		H
2/2/19	– 3/3	L	56-46		A
3/4/20	– 22/22	L	46-44		H
3/1/21	– 21/20	L	62-51		A
2/5/22		L	71-58		A
2/19/22		L	74-71		H
12/20/22	22/22 6/6	W	66-64		H
# ACC Tournament					

VCU (3-1)

Home: 1-1	Away: 1-0
Neutral: 1-0	Under Coach L: 0-0
Since rebirth in 1985: 3-1	
2/22/88	W 96-93
1/9/89	L 87-77
2/9/91	W 73-58
11/16/07	W 69-63

VIRGINIA TECH (27-20)

Home:	13-7	Away:	10-10
Neutral:	4-3	Under Coach L:	17-10
Since rebirth in 1985: 27-20			

1/10/01			L	85-74	A
2/6/01			W	86-61	H
1/12/02	21/20	–	W	77-68	A
3/2/02	22/18	–	W	83-77	H
2/11/03			W	85-65	H
3/5/03			W	79-71	A
1/17/04			W	65-59	A
2/2/05			L	73-63	H
2/19/05			L	71-58	A
2/22/06			W	70-59	H
1/23/07	– 24/23		L	92-85	H
2/24/07			L	73-57	A
2/9/08			W	74-71	A
3/14/08			L	63-49	N #
1/25/09			L	88-83	OT H
3/12/09			L	65-47	N #
1/13/10	23	–	L	81-66	A
1/31/10			W	82-75	H
3/12/10			W	70-65	N#
1/30/11			L	72-68	A
2/9/12			W	65-49	H
1/30/13	14/15	–	W	73-64	A
2/27/13	5/7	–	W	76-58	H
12/8/13			L	61-60	OT H
2/15/14			L	52-45	A
3/12/14			W	57-53	N#
2/18/15			W	76-52	H
3/7/15			W	82-61	A
3/11/15			W	59-49	N#
2/17/16	11/10	–	W	65-49	H
3/5/16	7	–	L	77-62	A
3/10/16	11	–	W	88-82	N#
2/8/17	–	–	W	74-68	H
2/27/17	25/25	–	L	66-61	A
2/3/18			W	84-75	A
3/3/18			W	69-68	H
1/30/19	– 12/11		L	82-70	H
3/8/19	– 15/16		L	84-70	A

3/13/19	– 16/15	L	71-56		N #
1/28/20		W	71-61		H
2/19/20		W	102-95	3OT	A
12/29/20	– 24/RV	L	80-78		A
2/6/21	– 16/16	L	80-76	OT	H
1/26/22		W	78-75		A
2/26/22		L	71-70		H
1/31/23	23/21	–	W	92-83	H
2/21/23	13/11	–	W	76-70	A
# ACC Tournament					

VOLKS A.C. (0-1)

Home: 1-0	Away: 0-0
Neutral: 0-0	Under Coach L: 0-0
Since rebirth in 1985: 0-0	
2/10/28	L 42-26

WAGNER (0-1)

Home: 0-1	Away: 0-0
Neutral: 0-0	Under Coach L: 0-0
Since rebirth in 1985: 0-1	
12/29/93	L 57-55 H

WAKE FOREST (16-13)

Home:	11-2	Away:	2-11
Neutral:	3-0	Under Coach L:	11-5
Since rebirth in 1985: 16-12			

2/5/40		L	46-17		A
1/28/91		L	72-66		A
1/29/05	– 5/5	L	94-82		A
2/15/05	– 5/5	L	68-63		H
1/31/06		W	78-69		H
1/6/07		L	59-58		H
2/17/07		L	74-69		A
1/29/08		L	70-68		A
2/4/09	– 7/6	W	79-52		H
1/9/10		W	67-66		H
2/2/10		L	62-53		A
3/11/10		W	83-62		N #
2/9/11		W	74-73		A
2/18/12		W	74-56		H
2/23/13	2/2	–	L	80-65	A
3/8/14		W	69-56		H
2/11/15		L	72-70		A
1/23/16	15/14	–	W	77-63	H
1/18/17		L	96-79		A
2/7/18	25/25	–	W	87-81	H
1/12/19		W	76-65		H
2/26/19		L	76-75		A
3/12/19		W	79-71		N #
2/15/20		W	71-54		H
1/30/21		L	66-54		A
1/1/22		W	92-84		H
2/12/22	– RV/25	W	76-72		A
2/18/23	15/13	–	W	96-87	H
3/9/23	14/13	–	W	74-72	N #
# ACC Tournament					

WASHINGTON (0-3)

Home: 0-0	Away: 0-3
Neutral: 0-0	Under Coach L: 0-0
Since rebirth in 1985: 0-1	
12/1/67	L 96-54
12/2/67	L 81-80
1/15/90	L 83-67

WASHINGTON & LEE (1-0)

Home: 0-0	Away: 0-0
Neutral: 1-0	Under Coach L: 0-0
Since rebirth in 1985: 0-0	
12/18/54	W 80-75

WEST VIRGINIA (7-8)

Home: 5-3	Away: 2-5	
Neutral: 0-0	Under Coach L: 0-1	
Since rebirth in 1985: 7-7		
12/30/55	L 83-78	H
1/5/91	L 71-67	A
2/6/96	W 68-65	H
2/17/96	L 72-69	A
3/1/97	L 82-54	H
1/10/98	- 25/21 L 98-84	A
2/28/98	- 19/19 W 70-66	H
1/16/99	W 64-55	A
1/5/00	W 66-58	H
2/22/00	W 68-50	A
2/28/01	W 73-66	H
1/7/03	L 68-63	A
3/6/04	L 58-53	H
12/4/10	W 79-76	H
12/10/11	L 77-66	A

WESTERN CAROLINA (1-0)

Home: 1-0	Away: 0-0
Neutral: 0-0	Under Coach L: 1-0
Since rebirth in 1985: 1-0	
11/11/16	W 92-43

WESTERN KENTUCKY (1-13)

Home: 1-8	Away: 0-4		
Neutral: 0-1	Under Coach L: 0-0		
Since rebirth in 1985: 0-0			
3/8/47		L 55-46	A
1/21/49	- 3	L 78-45	H
1/22/49	- 3	L 63-47	H
1/27/50	- 17	L 65-61	H
1/28/50	- 17	L 78-61	H
2/15/50	- 9	L 79-57	A
2/16/50	- 9	L 83-47	A
1/16/51		L 89-47	A
1/26/51		L 68-64	H
1/25/52		L 102-74	H
1/22/53	- 12	L 98-56	H
1/31/59		W 109-95	H
3/8/60	8 -	L 107-84	N+
12/28/66	- 17	L 94-89	H
+ NIT			

WICHITA STATE (2-0)

Home: 0-0	Away: 0-0	
Neutral: 2-0	Under Coach L: 1-0	
Since rebirth in 1985: 2-0		
12/30/88	W 81-59	N
3/19/16 10/11 –	W 65-57	N\$
\$ NCAA Tournament		



ALL-TIME SERIES RESULTS

DATE / UM RANK / OPPONENT RANK / RESULT / LOCATION

WILLIAM & MARY (1-0)

Home: 1-0 Away: 0-0
Neutral: 0-0 Under Coach L: 0-0
Since rebirth in 1985: 0-0
2/2/66 W 88-66 H

WINTHROP (2-2)

Home: 2-1 Away: 0-0
Neutral: 0-1 Under Coach L: 0-0
Since rebirth in 1985: 2-2
12/14/86 L 63-55 H
1/9/88 W 62-60 H
12/16/96 W 81-56 H
12/29/07 19/19 - L 76-70 N

WISCONSIN (0-2)

Home: 0-1 Away: 0-1
Neutral: 0-0 Under Coach L: 0-0
Since rebirth in 1985: 0-2
12/7/85 L 88-66 A
12/8/86 L 65-54 H

WISCONSIN GREEN BAY (2-2)

Home: 0-2 Away: 1-0
Neutral: 1-0 Under Coach L: 0-1
Since rebirth in 1985: 2-2
12/9/85 W 67-63 A
1/3/87 L 62-45 H
11/15/05 W 80-54 N
12/6/14 15/15 - L 68-55 H

WOFFORD (3-0)

Home: 2-0 Away: 0-0
Neutral: 1-0 Under Coach L: 1-0
Since rebirth in 1985: 3-0
11/20/04 W 67-64 H
12/10/05 W 71-40 H
12/3/16 W 74-57 N

XAVIER (2-1)

Home: 2-0 Away: 0-0
Neutral: 0-1 Under Coach L: 0-0
Since rebirth in 1985: 0-1
2/2/56 W 77-75 H
12/29/59 W 87-69 H
11/27/04 L 83-70 OT N

YALE (4-3)

Home: 2-2 Away: 0-0
Neutral: 2-1 Under Coach L: 0-1
Since rebirth in 1985: 1-1
12/29/50 L 78-62 H
12/27/51 L 70-68 H
12/27/55 W 92-90 H
12/28/64 W 86-71 H
12/20/68 W 77-71 N
12/29/86 W 78-75 OT N
12/1/18 L 77-73 N

YMHA (2-0)

Home: 2-0 Away: 0-0
Neutral: 0-0 Under Coach L: 0-0
Since rebirth in 1985: 0-0
1940-41 W 48-39 H

12/15/48 W 61-46 H
7TH NAVAL DISTRICT (0-1)
Home: 0-1 Away: 0-0
Neutral: 0-0 Under Coach L: 0-0
Since rebirth in 1985: 0-0
1/17/46 L 53-19 H

\$ NCAA Tournament
+ NIT
ACC Tournament
^ BIG EAST Tournament

The 1926-27 season, the first in program history, is excluded from all series records/results because Miami only played freshman teams.



YEAR-BY-YEAR RESULTS

[] MIAMI RANK #OPPONENT RANK

1926-27

Record: 7-1 (7-1 H, 0-0 A, 0-0 N)

Art Webb, Head Coach

all games against freshman teams; season does not count for all-time program record

1/8	Rollins	W	45-20
	YMCA	W	55-11
	St. Petersburg	W	45-23
	Havana	L	23-28
	Oglethorpe	W	49-26
	Stetson	W	38-18
	Florida Southern	W	54-24
	Florida	W	39-20

Season Totals: 348-170

1927-28

Record: 8-4 (6-1 H, 2-3 A, 0-0 N)

Art Webb, Head Coach

1/14	Rollins	W	52-15
1/20	Stetson	W	33-25
1/23	at Rollins	L	21-32
1/24	at Stetson	L	26-32
1/25	at Florida Southern	L	26-40
2/3	Havana	W	38-14
2/10	Volks AC	L	26-42
2/15	at Florida	W	40-39
2/16	at Sebring AC	W	36-23
2/18	Florida Southern	W	38-18
2/21	Mia Beach Canoe Club	W	52-21
2/23	Mia Beach Canoe Club	W	18-9

Season Totals: 406-310

1928-29

Record: 13-6 (12-4 H, 1-2 A, 0-0 N)

Tom McCann, Head Coach

	Rollins	W	34-15
	Havana	L	22-26
	Ponce de Leon	L	11-12
	Miami Beach	W	66-18
	Stetson	W	35-13
	Agoga	W	49-19
	at Rollins	W	34-13
	at Florida Southern	L	15-39
	at Stetson	L	13-20
	Church League All-Stars	W	68-23
	Turner's Sports Shop	W	43-17
	Turner's Sports Shop	W	36-17
	Florida Southern	W	36-29
	Junior C. of C.	W	25-24

	Agoga	W	63-33
	Junior C. of C.	L	23-28
	Redland	W	42-11
	City Hall	W	28-20
	Turner's Sports Shop	L	27-36
Season Totals:			670-419

No team in 1929-30

1930-31

Record: 3-7 (2-3 H, 1-4 A, 0-0 N)

Art Webb, Head Coach

	Turner's Sports Shop	L	24-33
	Rollins	L	22-32
	Rollins	W	41-39
	Florida Southern	W	27-24
	Stetson	L	16-36
	at Sebring Fireman	W	38-35
	at Stetson	L	15-37
	at Florida Southern	L	21-40
	at Rollins	L	26-29
	at Rollins	L	22-26

Season Totals: 252-331

1931-32

Record: 17-1

Tom McCann, Head Coach

played no senior colleges; season does not count for all-time program record won South Florida AAU title

No team from 1932-33 to 1937-38

1938-39

Record: 4-6 (3-3 H, 1-3 A, 0-0 N)

Hart Morris, Head Coach

	Havana	W	38-34
	Havana	W	46-40
	Rollins	W	48-29
	Rollins	L	45-49
	at Rollins	W	52-39
	at Rollins	L	28-42
	at Mercer	L	37-56
	at Georgia	L	19-41
	Jewish Progressive AA-Atlanta	L	24-39
	Albany Ga. Blues	L	35-53

Season Totals: 372-422



YEAR-BY-YEAR RESULTS

[] MIAMI RANK #OPPONENT RANK

1939-40

Record: 8-12 (4-4, 4-8 A, 0-0 N)

Hart Morris, Head Coach

	Stetson	L	29-33
	Stetson	L	27-39
	Rollins	L	50-51
	Rollins	L	25-38
	at NC State	L	35-46
2/5	at Wake Forest	L	17-46
	at Elon	L	30-58
2/8	at Florida	L	23-36
2/9	at Florida	L	26-53
	at Tampa	W	39-31
	at Florida Southern	W	43-42
	at Rollins	L	49-56
	at Rollins	W	50-49
	at Stetson	L	43-48
	at Stetson	L	37-46
	at Florida Southern	W	37-30
	Eastern Air Lines	W	30-25
	Boynton%	W	41-29
	Pi Chi%	W	42-29
	Freshmen%	W	43-39

Season Totals: 716-824

% Gold Ball Tournament

1940-41

Record: 10-6 (7-5 H, 3-1 A, 0-0 N)

Hart Morris, Head Coach

	Stetson	L	29-46
	Stetson	L	41-51
	YMHA	W	48-39
	Rollins	W	55-29
	Rollins	W	57-41
	at Florida Southern	W	57-43
	at Rollins	W	44-35
	at Stetson	L	40-45
	at Stetson	W	40-35
	Florida Southern	W	41-33
	Florida Southern	L	38-50
2/21	Florida	L	35-48
2/22	Florida	L	50-62
	Pi Chi%	W	45-27
	Shenandoah Presbyterian%	W	50-36
	Freshmen%	W	37-34

Season Totals: 707-654

% Gold Ball Tournament

1941-42

Record: 9-7 (7-2 H, 2-5 A, 0-0 N)

Hart Morris, Head Coach

	Marshall	L	33-37
	Jacksonville Navy	W	44-18
	Florida Southern	W	41-21
	Florida Southern	W	40-25
	Alumni>	W	52-32
2/5	at Florida	L	31-47
2/6	at Florida	L	34-37
	at Florida Southern	W	41-34
	at Florida Southern	W	38-32
	at Stetson	L	42-47
	at Stetson	L	34-42
	Tampa	W	38-34
	Tampa	W	52-38
	at Jacksonville Navy	L	25-46
	Stetson	L	37-44
	Stetson	W	46-36

Season Totals: 628-570

> 50th program victory

No team from 1942-43 to 1944-45

1945-46

Record: 8-5 (5-5 H, 3-0 A, 0-0 N)

W.H. Steers, Head Coach

1/11	Coast Guard	W	46-45
1/16	Navy Rec. Barracks	L	43-46
1/17	7th Navy District	L	19-53
1/25	Boca Raton AAF	L	40-55
1/26	Coast Guard	W	54-45
2/4	Ft. Lauderdale NAS	L	31-32
2/5	Boca Raton AAF	L	41-48
2/9	Caribbean A.S.	W	46-41
2/11	Florida Southern	W	45-40
2/12	Florida Southern	W	53-47
2/18	at Tampa	W	44-23
2/19	at McDill Field	W	54-50
2/20	at Florida Southern	W	46-43

Season Totals: 560-568

1946-47

Record: 20-7 (12-4 H, 8-3 A, 0-0 N)

Hart Morris, Head Coach

12/13	Florida Southern	W	38-25
12/14	Florida Southern	L	25-41
12/20	Florida	W	36-33
12/21	Florida	W	39-35



YEAR-BY-YEAR RESULTS

[] MIAMI RANK #OPPONENT RANK

1/3	at Florida	L	28-42
1/4	at Florida	L	28-61
1/10	Tampa	W	53-27
1/11	Tampa	W	52-34
1/17	at Miami (Ohio)	L	44-60
1/18	at Morehead State	W	61-56
1/22	Tulane	L	39-60
1/24	Stetson	L	46-53
1/25	Stetson	W	74-50
1/29	at Boca Raton AAF	W	61-43
1/31	at Tampa	W	53-25
2/1	at Tampa	W	82-36
2/6	Cincinnati	W	57-54
2/7	at Florida Southern	W	55-43
2/8	at Florida Southern>	W	61-43
2/14	Pensacola NAS	W	69-50
2/15	Pensacola NAS	W	64-36
2/21	at Stetson	W	54-41
2/22	at Stetson	W	44-38
2/28	Banana River AF	W	68-48
3/6	College of Charleston	W	56-52
3/7	Tennessee Tech	W	55-51
3/8	Western Kentucky	L	46-55
Season Totals:			1400-1192

1947-48

Record: 11-7 (5-4 H, 6-3 A, 0-0 N)

Hart Morris, Head Coach

12/12	Tampa	L	35-47
12/13	Tampa	W	58-46
12/19	Florida	W	67-50
12/20	Florida	L	55-58
12/26	Pittsburgh	W	43-40
1/2	Penn	L	46-53
1/16	at Stetson	L	46-49
1/17	at Stetson	W	59-39
1/31	at McDill Field	W	67-38
2/3	at Tampa	W	60-55
2/4	at Tampa	W	86-67
2/6	at Florida Southern	L	50-59
2/7	at Florida Southern	W	52-43
2/14	Stetson	L	36-41
2/20	at Florida	L	50-72
2/21	at Florida	W	52-49
2/27	Florida Southern	W	76-44
2/28	Florida Southern	W	59-42
Season Totals:			997-902

1948-49

Record: 19-8 (14-5 H, 5-2 A, 0-1 N)

Hart Morris, Head Coach

first year as a Division I program

	Checker Cab	W	73-33
12/14	Muffets	W	69-51
12/15	YMHA	W	61-46
12/17	South Carolina	W	59-40
12/18	South Carolina	W	65-64
12/21	Pittsburgh>	W	58-52
12/22	Pittsburgh	L	48-80
12/28	Princeton	W	37-35
12/29	Princeton	L 2OT	55-62
1/7	Havana	W	73-57
1/8	Havana	W	66-53
1/14	Florida	W	75-65
1/15	Florida	W	44-42
1/21	#3 Western Kentucky	L	45-78
1/22	#3 Western Kentucky	L	47-63
1/28	Maryland	L	42-43
1/29	Maryland	W	58-48
2/5	Stetson	W	53-42
2/8	at Florida Southern	W	68-47
2/9	at Florida Southern	W	68-57
2/11	at Stetson	W	81-46
2/12	at Stetson	W	70-58
2/19	Tampa	W	74-57
2/22	at Florida	L	56-90
2/23	at Florida	W	60-50
2/25	at Tampa	L	58-81
3/7	vs. Eastern Illinois\$	L	73-89
Season Totals:			1633-1515
\$ NAIB Tournament (Kansas City, Mo.)			
> 100th program victory			

1949-50

Record: 14-9 (12-5 H, 2-4 A, 0-0 N)

Hart Morris, Head Coach

12/7	Muffets	W	78-37
12/10	Florida	L	53-60
12/14	South Carolina	W	64-54
12/15	South Carolina	W	57-56
12/21	Mississippi	W	82-67
12/22	Mississippi	W	55-43
12/29	Penn	W	64-62
12/30	Penn	W	53-51
1/6	Tampa	W	76-61
1/7	Stetson	W	65-58
1/13	North Carolina	L	53-55



YEAR-BY-YEAR RESULTS

[] MIAMI RANK #OPPONENT RANK

1/14	North Carolina	L	51-66
1/20	Florida Southern	W	69-59
1/21	Florida Southern	W	59-49
1/27	#17 Western Kentucky	L	61-65
1/28	#17 Western Kentucky	L	61-78
2/6	at Tampa	L	55-67
2/8	at Stetson	W	88-61
2/9	at Stetson>	W	82-63
2/11	Rollins	W	70-54
2/15	at #9 Western Kentucky	L	57-79
2/16	at #9 Western Kentucky	L	47-83
2/18	at Florida	L	46-66
Season Totals:			1446-1393

1950-51

Record: 10-12 (8-6 H, 2-6 A, 0-0 N)

Hart Morris, Head Coach

12/7	at Rollins	L	58-59
12/9	at Florida Southern	W	64-61
12/11	LSU	W	68-62
12/15	Teachers College of CT	W	60-48
12/19	Florida State	W	80-61
12/27	Dartmouth	W	61-52
12/29	Yale	L	62-78
1/5	Louisville	L	60-73
1/10	Rollins	W	79-54
1/12	Tampa	L OT	75-77
1/16	at Western Kentucky	L	47-89
1/18	at Pittsburgh	L	56-81
1/20	at St. Joseph's	L	47-58
1/24	Stetson	W	82-55
1/26	Western Kentucky	L	64-68
2/2	Florida	L	71-78
2/5	La Salle	L	84-95
2/6	La Salle	W OT	77-75
2/9	Florida Southern	W	79-65
2/13	at Florida	L	61-71
2/14	at Stetson	W	78-66
2/24	at Tampa	L	74-94
Season Totals:			1487-1520

1951-52

Record: 14-8 (10-5 H, 4-2 A, 0-1 N)

Hart Morris, Head Coach

	Boca Chica	W	90-53
	Key West Navy	W	85-55
12/12	Culver-Stockton	W	68-54
12/15	at Rollins	L	63-78
12/17	at Florida	L	65-69

12/22	Nebraska	W	70-60
12/27	Yale	L	68-70
12/29	Penn	L	64-89
1/4	Furman	L	53-55
1/9	Florida Southern	W	106-43
1/11	Florida State	W	93-56
1/14	Stetson	W	88-57
1/18	Tampa	W	87-61
1/25	Western Kentucky	L	74-102
2/1	Bowling Green	L	67-78
2/7	at Florida Southern	W	58-41
2/9	at Stetson	W	80-74
2/11	at Florida State	W	76-63
2/15	Rollins	W	98-61
2/18	Florida>	W	76-68
2/23	at Tampa	W	87-78
2/29	vs. Florida State\$	L	70-73

Season Totals: 1633-1515

\$ NAIB District Tournament (DeLand, Fla.)

> 150th program victory

1952-53

Record: 9-12 (8-5 H, 1-7 A, 0-0 N)

Dave Wike, Head Coach

12/1	Florida Southern	W	83-60
12/3	Miami Beach All-Stars	W	70-45
12/10	at Loyola (N.O.)	L	54-71
12/11	at LSU	L	58-86
12/16	Florida	W	75-73
12/18	Columbia	L	59-65
12/22	Texas Tech	W	79-64
12/29	Louisville	L	74-84
1/3	Georgia Tech	W	82-60
1/9	Florida State	W	93-65
1/12	Stetson	W	71-70
1/16	Tampa	L	65-72
1/22	#12 Western Kentucky	L	56-98
1/30	Murray State	L	65-69
2/2	at Florida	L	56-78
2/4	at Stetson	L	77-80
2/5	at Rollins	W	68-60
2/12	Rollins	W	95-69
2/21	at Tampa	L	84-86
2/23	at Florida State	L	75-81
2/24	at Eglin Field	L	64-66

Season Totals: 1433-1457

YEAR-BY-YEAR RESULTS

[] MIAMI RANK #OPPONENT RANK

1953-54

Record: 5-10 (3-6 H, 2-4 A, 0-0 N)

Dave Wike, Head Coach

dropped down from the Division I level

12/12 Florida	W	85-75
12/19 Rio Grande	L	88-98
12/21 Ohio State	L	81-106
12/28 Penn	L	54-67
1/4 Brandeis	L	48-68
1/9 Florida State	W	78-61
1/15 at Florida	L	52-75
1/18 Stetson	L	63-85
2/1 #13 Maryland	L	57-63
2/4 at Rollins	L	71-85
2/5 at Florida State	L	69-76
2/11 at Stetson	L	56-108
2/12 at Tampa	W	69-65
2/13 at Florida Southern	W 2OT	77-70
2/22 Tampa	W	67-59
Season Totals:		1015-1161

1954-55

Record: 9-11 (5-7 H, 3-3 A, 1-1 N)

Bruce Hale, Head Coach

returned to the Division I level

12/13 Florida Southern	W	58-44
12/16 Florida	L	61-70
12/17 vs. Tennessee%	L	80-89
12/18 vs. Washington & Lee%	W	80-75
12/20 at Florida State	L	66-71
12/29 NYU	L	67-74
1/3 Furman	L	74-91
1/8 Rollins	W	93-76
1/10 Miami (Ohio)	L	73-75
1/13 at Florida	L	68-80
1/17 Tampa	W	103-76
1/24 Georgetown	W	84-81
2/5 South Carolina	L	77-83
2/9 Pittsburgh	L	72-78
2/12 at Rollins	W	77-69
2/14 at Stetson	L	85-89
2/16 at Florida Southern	W	73-71
2/17 at Tampa	W	105-89
2/22 Stetson	W	79-77
2/25 Florida State	L	80-86
Season Totals:		1642-1619
% Blue Gray Tournament (Montgomery, Ala.)		

1955-56

Record: 14-12 (10-5 H, 4-5 A, 0-2 N)

Bruce Hale, Head Coach

12/3 Florida Southern	W	92-80
12/6 Tampa>	W	96-59
12/10 at Southern Miss	L	61-63
12/12 at Loyola (N.O.)	W	83-82
12/14 at Spring Hill	L	71-79
12/19 Florida	L	69-74
12/22 Bradley	W	80-73
12/27 Yale	W	92-90
12/29 Tulane+	W	86-75
12/30 West Virginia+	L	78-83
1/4 vs. #12 Memphis%	L	71-79
1/5 vs. Clemson%	L	96-98
1/7 at Florida State	L	76-78
1/9 Mississippi College	W	89-84
1/13 at Florida	L	85-87
1/16 Stetson	W	85-79
1/21 Rollins	W	86-72
1/25 Houston	L	77-95
1/31 Kentucky Wesleyan	L	82-86
2/2 Xavier	W	77-75
2/8 at Stetson	L	84-91
2/9 at Rollins	W	89-82
2/10 at Florida Southern	W	91-90
2/11 at Tampa	W	94-74
2/20 Morehead State	L	89-102
2/25 Florida State	W	91-85
Season Totals:		2170-2115
+ Orange Bowl Classic (Miami, Fla.)		
% Senior Bowl Classic (Mobile, Ala.)		

1956-57

Record: 13-13 (9-8 H, 4-5 A, 0-0 N)

Bruce Hale, Head Coach

12/1 Florida Southern	W	84-69
12/3 Kentucky	L	75-114
12/5 at Dayton	L	48-87
12/6 at Toledo	W	68-67
12/8 at Akron	L	80-106
12/11 Tampa	W	97-84
12/15 Florida	L	65-89
12/19 Texas A&M	W	86-80
12/22 Houston	W	67-63
12/27 Connecticut+	L	70-74
12/28 Valparaiso+	L	76-81
12/29 Seton Hall+	L	80-92
1/3 Colorado	L	66-73



YEAR-BY-YEAR RESULTS

[] MIAMI RANK #OPPONENT RANK

1/7	Stetson	W	89-81
1/10	at Florida	L	63-98
1/12	at Florida State	W	85-77
1/19	Rollins	W	63-51
1/24	Kentucky Wesleyan	W	100-95
1/31	Louisville	L	60-89
2/2	Spring Hill	L	75-84
2/6	at Stetson	L	93-95
2/7	at Rollins	W	93-86
2/8	at Florida Southern	L	85-95
2/9	at Tampa	W	78-77
2/26	Southern Miss>	W	85-78
2/23	Florida State	W	98-82
Season Totals:			2029-2167
+ Orange Bowl Classic (Miami, Fla.)			
> 200th program victory			

1957-58

Record: 14-8 (9-3 H, 5-3 A, 0-2 N)

Bruce Hale, Head Coach

12/2	Jacksonville	W	89-87
12/5	Tampa	W	69-67
12/10	Loyola (N.O.)	L	62-76
12/11	at LSU	W	73-65
12/13	vs. Mississippi State%	L	64-66
12/14	vs. TCU%	L	59-82
12/16	at Kentucky Wesleyan	W	96-78
12/21	Florida	L	64-73
1/8	Stetson	W	103-80
1/13	Rollins	W	90-71
1/16	at Florida	L	70-75
1/17	Jacksonville	L	72-86
1/18	at Florida State	L	70-71
1/25	Loyola (N.O.)	W	89-82
1/30	at Rollins	L	68-72
1/31	at Tampa	W	90-84
2/5	at Florida Southern	W	84-69
2/8	Army West Point	W	92-82
2/10	Oklahoma City	W	83-66
2/15	at Stetson	W	92-85
2/17	Florida Southern	W	76-58
2/22	Florida State	W	86-66
Season Totals:			1741-1652
% Montgomery Classic (Montgomery, Ala.)			

1958-59

Record: 18-7 (13-1 H, 4-4 A, 1-2 N)

Bruce Hale, Head Coach

12/3	Rollins	W	104-87
12/5	Tampa	W	113-71
12/8	Florida Southern	W	107-80
12/12	at Pittsburgh%	L	65-69
12/13	vs. Clemson%	L	61-66
12/17	Florida	W	92-82
12/19	vs. Florida State^	W	85-79
12/20	vs. The Citadel^	L	77-93
12/29	Tulane!	W	94-72
12/30	Miami (Ohio)!	L OT	87-89
1/8	Toronto	W	97-55
1/15	at Florida	L	70-85
1/16	at Jacksonville	W	64-62
1/17	at Florida State	L	69-93
1/26	Kentucky Wesleyan	W	69-64
1/31	Western Kentucky	W	109-95
2/2	at Florida Southern>	W	79-76
2/3	at Tampa	W	86-84
2/5	at Stetson	L	97-110
2/6	at Rollins	W	84-81
2/14	Jacksonville	W	95-93
2/16	Loyola (N.O.)	W	93-84
2/19	Stetson	W	99-81
2/23	Morehead State	W	102-85
2/28	Florida State	W	92-85
Season Totals:			2190-2029
% Steel Bowl Classic (Pittsburgh, Pa.)			
^ The Citadel Invitational (Charleston, S.C.)			
! Hurricane Classic			

1959-60

Record: 23-4 (12-2 H, 11-1 A, 0-1 N)

NCAA Tournament

Bruce Hale, Head Coach

12/1	Rollins	W	110-86
12/3	Jacksonville	W	106-98
12/5	Tampa	W	98-65
12/9	at Houston	W	72-63
12/10	at Centenary	L	77-84
12/12	at Loyola (N.O.)	W	86-70
12/14	Murray State	W	92-80
12/19	Florida	W	79-77
12/21	at Miami (Ohio)	W	83-78
12/28	BYU!	W	110-93
12/29	Xavier!	W	87-69
1/2	[15] South Carolina	W OT	107-106

YEAR-BY-YEAR RESULTS

[] MIAMI RANK #OPPONENT RANK

1/7	[14] at Iona	W	69-67
1/13	[15] at Jacksonville	W OT	78-70
1/14	[15] at Florida	W	70-65
1/16	[15] at Florida State	W	93-91
1/23	[11] Houston	L	79-88
1/29	[11] Oklahoma City	W	97-84
2/2	[11] at Rollins	W	90-79
2/3	[11] at Tampa	W	74-73
2/4	[11] at Stetson	W	94-86
2/6	[11] at Florida Southern	W	88-71
2/11	[10] Stetson	L	72-73
2/18	[10] Florida Southern	W	121-85
2/22	[10] Kentucky Wesleyan	W	104-95
2/27	[9] Florida State	W	107-89
3/8	[8] vs. Western Kentucky	\$ L	84-107
Season Totals:			2427-2192

! Hurricane Classic

\$ NCAA Tournament (Lexington, Ky.)

> 250th program victory

1960-61

Record: 20-7 (15-0 H, 5-6 A, 0-1 N)

NIT

Bruce Hale, Head Coach

12/1	at Rollins	W	80-62
12/3	Tampa	W	93-64
12/6	at Santa Clara	L	65-66
12/8	at San Francisco	W	68-56
12/10	at BYU	L	80-112
12/15	Florida Southern	W	87-54
12/17	Florida	W	93-74
12/28	Army West Point!	W	82-75
12/29	Holy Cross!	W	77-71
1/4	Miami (Ohio)	W 2OT	102-100
1/7	at La Salle	L	74-88
1/11	at Florida	L	73-81
1/13	at Jacksonville	W OT	93-84
1/14	at Florida State	L	78-89
1/21	Houston	W	89-78
1/26	Centenary	W	86-74
1/30	#7 Louisville	W	71-69
2/1	Rollins	W	103-75
2/3	at Stetson	L	68-76
2/4	at Florida Southern	W	92-80
2/11	Loyola (N.O.)	W	65-61
2/15	Stetson	W	91-84
2/18	at Tampa	W	108-99
2/20	Jacksonville	W	96-80
2/23	Morehead State	W	85-70

2/25	Florida State	> W	75-73
3/16	vs. Saint Louis	\$ L	56-58
Season Totals:			2230-2036
! Hurricane Classic			
\$ NIT (New York, N.Y.)			

1961-62

Record: 14-12 (9-7 H, 5-5 A, 0-0 N)

Bruce Hale, Head Coach

12/2	Jacksonville	W	93-80
12/4	at Morehead State	L	81-107
12/6	at Louisville	L	59-77
12/8	at Murray State	W	69-67
12/14	Florida Southern	W	96-67
12/16	Florida	W	66-61
12/28	Miami (Ohio)!	W	83-73
12/29	Temple!	L	67-85
1/3	Rhode Island	W	80-70
1/6	Oklahoma City	L OT	113-118
1/10	at Jacksonville	W	90-89
1/11	at Florida	L	62-74
1/13	at Florida State	L	60-65
1/22	Maryland	L	68-71
1/25	La Salle	L	61-73
1/30	at Tampa	L	95-113
1/31	at Rollins	W	89-67
2/2	at Stetson	W	79-70
2/3	at Florida Southern	W	82-73
2/8	Houston	L	69-80
2/10	Loyola (N.O.)	L	70-113
2/13	Stetson	W	86-78
2/17	Tampa	W	96-81
2/19	Rollins	W	92-54
2/22	Tulsa	W	83-66
2/24	Florida State	L	80-83
Season Totals:			2069-2045
! Hurricane Classic			

1962-63

Record: 23-5 (13-1 H, 9-3 A, 1-1 N)

NIT Quarterfinals

Bruce Hale, Head Coach

11/30	Florida	W OT	91-87
12/4	at Boston College	W	72-69
12/6	at Rhode Island	W	88-80
12/8	at Providence	W	82-75
12/13	Florida Southern	W	116-93
12/21	#2/2 Duke	W	71-69
12/27	Cornell!	W	94-85



YEAR-BY-YEAR RESULTS

[] MIAMI RANK #OPPONENT RANK

12/28	Pittsburgh!	W	86-85
1/3	[-/15] at St. John's	W	67-59
1/4	[-/15] at La Salle	L	76-78
1/9	at Jacksonville>	W	103-91
1/10	at Florida	W	86-77
1/12	at Florida State	L OT	74-77
1/19	St. Peter's	W	99-75
1/24	Houston	W	71-70
1/29	at Tampa	W	78-76
1/30	[-/18] at Rollins	W	120-72
2/1	[-/18] at Stetson	L	64-66
2/2	[-/18] at Florida Southern	W	99-83
2/5	[-/18] Jacksonville	W	112-105
2/9	Louisville	W	112-84
2/12	Rollins	W	144-75
2/16	Loyola (N.O.)	L	77-84
2/18	Tampa	W	112-81
2/23	Florida State	W	99-70
2/26	Stetson	W	75-60
3/16	vs. St. Francis Brooklyn\$	W	71-70
3/19	vs. Providence\$	L	96-106
Season Totals:			2505-2212

! Hurricane Classic

\$ NIT (New York, N.Y.)

> 300th program victory

1963-64

Record: 20-7 (13-2 H, 7-4 A, 0-1 N)

NIT

Bruce Hale, Head Coach

12/3	Tampa	W	101-95
12/7	Florida	W	95-79
12/10	at Santa Clara	L	77-86
12/12	at St. Mary's	W	101-86
12/14	at Nevada	W OT	81-78
12/17	San Francisco	W	95-83
12/19	Rollins	W	108-90
12/27	Army West Point!	W	79-71
12/28	Syracuse!	L OT	85-86
1/4	Rhode Island	W	105-88
1/8	Jacksonville	W	97-92
1/9	at Florida	L	91-114
1/11	at Florida State	L	78-80
1/18	Memphis	W	78-69
1/23	La Salle	W	121-99
1/28	at Rollins	W	127-85
1/29	at Tampa>	W	134-104
1/31	at Stetson	W	81-75
2/1	at Florida Southern	W	85-78

2/4	Jacksonville	W	117-92
2/10	Creighton	L	94-124
2/13	at Houston	L	83-93
2/15	at Loyola (N.O.)	W OT	97-90
2/18	Florida Southern	W	120-79
2/22	Stetson	W	87-70
2/29	Florida State	W	82-80
3/12	vs. St. Joseph's\$	L	76-86
Season Totals:			2575-2352

! Hurricane Classic

\$ NIT (New York, N.Y.)

1964-65

Record: 22-4 (14-1 H, 8-3 A, 0-0 N)

Bruce Hale, Head Coach

12/1	at Tampa	W	136-119
12/4	at Duquesne%	W	99-95
12/5	at Pittsburgh%	W	85-71
12/8	at La Salle	L	86-90
12/10	at Niagara	W	74-67
12/12	#10/13 St. John's	L	77-79
12/15	St. Mary's	W	89-77
12/19	Florida	W	67-58
12/28	Yale!	W	86-71
12/29	Maryland!	W	80-73
1/7	at Jacksonville	W	86-82
1/9	at Florida State	L	66-67
1/13	Florida Southern	W	124-93
1/16	Jacksonville	W	127-99
1/21	[-/t-19] at Florida	L	69-86
1/23	[-/t-19] at Rollins	W	128-92
1/30	Oklahoma City	W	115-92
2/2	-/#20 Miami (Ohio)	W	100-85
2/4	at Stetson	W	86-84
2/5	at Florida Southern	W	94-82
2/9	Tampa>	W	141-110
2/13	Loyola (N.O.)	W	115-86
2/16	Stetson	W	95-84
2/20	[-/t-19] Houston	W	103-91
2/23	[-/17] Rollins	W	148-79
3/1	[-/17] Florida State	W	82-75
Season Totals:			2558-2190

% Steel Bowl (Pittsburgh, Pa.)

! Hurricane Classic

> 350th program victory



YEAR-BY-YEAR RESULTS

[] MIAMI RANK #OPPONENT RANK

1965-66

Record: 15-11 (12-2 H, 3-9 A, 0-0 N)

Bruce Hale, Head Coach

12/1	Tampa	W	120-91
12/4	Florida	L	66-77
12/7	at Santa Clara	L	74-78
12/9	at -#11 San Francisco	L	89-105
12/11	at Nevada	L	79-89
12/18	Ohio	W	105-100
12/27	Boston University!	W	81-60
12/28	Louisville!	L OT	84-85
1/3	Utah	W	88-87
1/7	at Florida State	L	62-78
1/8	at Jacksonville	L	69-71
1/12	at Florida	L	66-111
1/15	Florida Southern	W	89-66
1/27	at Stetson	W	89-78
1/28	at Florida Southern	W	101-80
1/29	at Tampa	W	83-71
2/2	William & Mary	W	88-66
2/5	Creighton	W	91-81
2/10	Virginia	W	80-75
2/12	Jacksonville	W	117-104
2/15	at Memphis	L	72-86
2/17	at Houston	L	96-111
2/19	at Loyola (N.O.)	L	76-89
2/24	Stetson	W	86-77
2/28	Florida State	W	112-90
3/5	La Salle	W	108-102
Season Totals:			2271-2208

! Hurricane Classic

1966-67

Record: 15-11 (9-4 H, 5-6 A, 1-1 N)

Bruce Hale, Head Coach

12/1	at Tampa	W	72-63
12/3	Florida	L	88-113
12/7	at La Salle	L	82-99
12/8	at Mount St. Mary's	W	86-83
12/10	at Virginia	W	80-78
12/16	vs. Clemson%	L	64-73
12/17	vs. Auburn%	W	87-73
12/27	Penn!	W	82-78
12/28	-/#17 Western Kentucky!	L	89-94
1/6	at Jacksonville>	W	75-70
1/7	at Florida State	L	60-61
1/10	Oklahoma City	W	111-109
1/14	Jacksonville	W	106-86
1/16	Tampa	W	97-86

1/19	Florida Southern	W	102-73
1/26	at Stetson	L	53-56
1/27	at Florida Southern	W	55-49
2/2	Memphis	W	88-63
2/8	at Florida	L	57-73
2/11	Loyola (N.O.)	W	68-66
2/14	Stetson	W	95-84
2/18	#7/8 Houston	L	86-105
2/21	Dayton	L	79-80
2/25	at -/#17 St. John's	L	70-97
2/27	at Georgia Tech	L	84-90
3/1	Florida State	W	110-90
Season Totals:			2126-2091

% Volunteer Classic (Knoxville, Tenn.)

! Hurricane Classic

1967-68

Record: 17-11 (12-1 H, 5-10 A, 0-0 N)

Ron Godfrey, Head Coach

12/1	at Washington	L	54-96
12/2	at Washington	L	80-81
12/4	at St. Mary's	W	77-70
12/6	at Hawai'i	W	102-83
12/7	at Hawai'i	L	76-110
12/12	Tampa	W	104-103
12/16	Eastern Kentucky	W	93-87
12/19	Brown	W	72-71
12/27	Dartmouth!	W	100-81
12/28	NYU!	W	102-91
1/2	La Salle	L	84-92
1/6	Pittsburgh	W	100-84
1/10	at Tampa	L	76-78
1/12	at Florida State	L	93-122
1/13	at Jacksonville	W	72-67
1/18	Jacksonville	W	76-75
1/26	at Stetson	W	72-67
1/27	at Florida Southern	W	94-76
1/30	Maryland	W	93-73
2/1	at Dayton	L	60-98
2/3	at Tulane	L	88-99
2/10	Florida A&M	W	108-98
2/13	at Memphis	L	44-67
2/15	at #1 Houston	L	64-106
2/17	at Loyola (N.O.)	L	84-86
2/20	Stetson>	W	88-71
2/24	Creighton	W	106-93
3/1	Florida State	W	96-84
Season Totals:			2368-2419
! Hurricane Classic			
> 400th program victory			



YEAR-BY-YEAR RESULTS

[] MIAMI RANK #OPPONENT RANK

1968-69

Record: 14-10 (9-4 H, 3-4 A, 2-2 N)

Ron Godfrey, Head Coach

12/6	vs. Florida State+	L	84-111
12/7	vs. Florida+	L	62-111
12/11	at La Salle	L	71-96
12/13	at Alabama	L	72-85
12/20	vs. Yale%	W	77-71
12/21	vs. Maryland%	W	92-85
12/27	Pittsburgh!	W	72-70
12/28	Illinois!	L	76-86
1/4	Bucknell	W	89-84
1/6	at Tampa	L	61-62
1/10	at Florida State	L	81-86
1/11	at Jacksonville	W	94-87
1/16	Tulane	L	79-90
1/28	at Florida Southern	W	87-83
1/29	at Stetson	W	98-90
1/31	Hawai'i	W	84-82
2/1	Morehead State	W OT	92-91
2/4	Stetson	L	83-87
2/8	Florida A&M	W	94-91
2/15	Loyola (N.O.)	W	89-80
2/18	Tampa	W	95-79
2/22	Miami (Ohio)	W	74-68
2/25	Jacksonville	W	95-86
3/1	Florida State	L OT	86-89
Season Totals:			1985-2048

+ Sunshine State Classic (Jacksonville, Fla.)

% Marshall Tournament (Huntington, W.Va.)

! Hurricane Classic

1969-70

Record: 9-17 (6-7 H, 3-10 A, 0-0 N)

Ron Godfrey, Head Coach

12/1	Oregon State	L	81-86
12/3	Biscayne	W	62-60
12/5	at Pittsburgh%	W	85-67
12/6	at Duquesne%	L	88-94
12/12	at #2 UCLA	L	69-127
12/13	at Pepperdine	L OT	90-93
12/19	at St. Mary's	W	91-84
12/29	Seton Hall!	L	69-76
12/30	#5 Ohio!	L	74-99
1/3	Bucknell	W	93-88
1/5	Rhode Island	W	105-95
1/9	at Florida State	L	63-114
1/10	at #7 Jacksonville	L	87-121
1/15	Centenary	W	94-78

1/23	at Florida Southern	W	103-92
1/24	at Stetson	L	88-116
1/29	at Tulane	L	90-105
1/31	at Loyola (N.O.)	L	84-98
2/7	Florida A&M	W	118-111
2/12	at Centenary	L	86-107
2/14	at #13 Houston	L	98-118
2/17	La Salle	W	103-96
2/21	Stetson	L	86-95
2/26	Oklahoma City	L	90-91
2/28	#9 Florida State	L	96-112
3/4	#6 Jacksonville	L	97-108
Season Totals:			2290-2521

% Steel Bowl (Pittsburgh, Pa.)

! Hurricane Classic

1970-71

Record: 7-19 (7-6 H, 0-12 A, 0-1 N)

Ron Godfrey, Head Coach

12/4	Lehigh>	W	74-67
12/9	at La Salle	L	77-97
12/11	at Dayton	L	77-91
12/18	at Nebraska%	L	58-85
12/19	vs. Oklahoma City%	L OT	91-94
12/22	Fordham	L	83-85
12/29	at Maryland	L	77-111
1/2	Oklahoma City	W	90-87
1/4	Seton Hall	W	89-81
1/8	at Florida State	L	106-114
1/9	at #7 Jacksonville	L	82-124
1/11	Lafayette	W	78-75
1/16	Tulane	W	74-71
1/22	at Oklahoma City	L	75-88
1/23	at Creighton	L	84-104
1/29	at Florida Southern	L OT	95-96
1/30	at Stetson	L	74-90
2/1	Morehead State	L	75-76
2/6	Loyola (N.O.)	L	88-107
2/8	Stetson	L	76-91
2/11	at George Washington	L	81-83
2/13	at American	L	82-93
2/20	Houston	L	93-99
2/23	Marshall	W	89-88
2/27	Florida State	W	100-94
3/2	#9 Jacksonville	L	75-94
Season Totals:			2143-2373

% Husker Classic (Lincoln, Neb.)

YEAR-BY-YEAR RESULTS

[] MIAMI RANK #OPPONENT RANK

No team from 1971-72 to 1984-85

1985-86

Record: 14-14 (12-6 H, 1-8 A, 1-0 N)

Bill Foster, Head Coach

11/22 The Citadel	W	85-77
11/29 Georgia State%	W	82-72
11/30 Georgia%	W	81-78
12/7 at Wisconsin	L	66-88
12/9 at Wisconsin Green Bay	W	67-63
12/17 Florida	L	64-81
12/18 Rider	W	81-58
12/21 at UCLA	L	64-109
12/27 Brown+	L	61-62
12/28 Manhattan+	W	79-61
1/2 Fairfield	L	47-56
1/4 Hofstra	W	70-63
1/7 at New Orleans	L	57-64
1/11 Towson State	W	71-66
1/18 Arizona	L OT	74-81
1/20 Florida State	W	83-75
1/23 Baptist	W	71-60
1/27 at Florida	L	53-75
1/31 vs. Brooklyn College^	W	102-93
2/3 at Florida State	L	72-90
2/8 at Dayton	L	68-79
2/12 Maryland Eastern Shore	W	77-55
2/15 New Orleans	L	75-85
2/19 at #2 Duke	L	82-104
2/22 #14 Notre Dame	L	73-126
2/26 American	W	73-64
3/3 Hartford	W	66-62
3/5 at Marquette	L	62-84

Season Totals: 2006-2131

% AMI Classic (Knight Center, Miami, Fla.)

+ Orange Bowl Tournament (Knight Center, Miami, Fla.)

^ at West Palm Beach Auditorium

1986-87

Record: 15-16 (9-8 H, 1-7 A, 5-1 N)

Bill Foster, Head Coach

11/28 UCF%	W	64-54
11/29 Penn State%	L	61-74
12/6 at #1 North Carolina	W	77-122
12/8 Wisconsin	L	54-65
12/14 Winthrop	L	55-63
12/20 Dartmouth	L	86-88
12/22 Duke	L	67-74

12/29 vs. Yale!	W OT	78-75
12/30 vs. Stanford!	W	71-58
1/3 Wisconsin-Green Bay	L	45-62
1/5 St. Francis (PA)>	W	85-82
1/8 vs. PR-Bayamon^	W	74-54
1/9 vs. PR-Rio Piedras^	W	111-64
1/10 vs. Radford^	W	66-62
1/14 Maryland Eastern Shore	W	88-66
1/17 at #20 Kansas	L	47-82
1/20 Providence	L	88-92
1/24 Marquette	W OT	91-89
1/29 at New Mexico	L	78-87
1/31 at San Diego State	W OT	83-82
2/4 Florida State	W	63-57
2/7 vs. Navy+	L	62-78
2/10 at Farleigh Dickinson@	L	70-73
2/14 Dayton	L	78-92
2/16 Armstrong State	W	97-47
2/18 FIU	W	102-81
2/21 at #18 Florida	L	60-99
2/26 at Florida State	L	84-108
2/28 Coppin State	W	115-76
3/5 at #20 Notre Dame	L	49-65
3/7 Brooklyn College	W	83-64

Season Totals: 2332-2335

% AMI Classic (Miami, Fla.)

! Palm Beach Hurricane Classic (West Palm Beach, Fla.)

^ Puerto Rico Tournament

+ Baltimore Arena (Baltimore, Md.)

@ at Meadowlands (East Rutherford, N.J.)

> 450th program victory

1987-88

Record: 17-14 (11-7 H, 3-5 A, 3-2 N)

Bill Foster, Head Coach

11/27 vs. #9 Michigan^	L	76-109
11/28 vs. Duquesne^	W	84-73
11/29 at Alaska Anchorage^	L	77-78
12/4 Colgate%	W	96-68
12/5 South Carolina%	L	63-76
12/17 St. Thomas	W	71-47
12/19 Texas	W	86-85
12/21 Alabama State	W	110-107
12/29 vs. American!	W	104-70
12/30 vs. #11 Purdue!	L	82-110
1/2 #18 Georgetown	L	78-82
1/4 Farleigh Dickinson	W	81-68
1/6 at #9 Duke	L	69-107
1/9 Winthrop	W	62-60



YEAR-BY-YEAR RESULTS

[] MIAMI RANK #OPPONENT RANK

1/11	UMBC	W	75-56
1/16	at Marquette	L	51-65
1/20	Coppin State	W	64-54
1/23	USF	W	80-75
1/27	at Providence	W	83-77
2/1	vs. Marist@	W OT	79-76
2/4	Monmouth	L OT	62-64
2/6	San Diego State	L	49-56
2/9	at #8 BYU	L	86-99
2/15	Florida	L	73-83
2/18	Marist	L	62-72
2/22	at VCU	W	96-93
2/27	DePaul	L	82-101
3/1	at USF>	W	92-71
3/5	UCF	W	100-80
3/8	at Dayton	L	89-90
3/12	FIU	W	92-76

Season Totals: 2006-2131

^ Great Alaska Shootout (Anchorage, Alaska)

% City of Miami Classic

! Eastern Airlines Palm Beach Classic (West Palm Beach, Fla.)

@ at Madison Square Garden (New York, N.Y.)

1988-89

Record: 19-12 (12-5 H, 2-6 A, 5-1 N)

Bill Foster, Head Coach

11/25	Maryland Eastern Shore	W	108-80
11/28	Oral Roberts	W	108-103
12/1	UCLA	L	66-91
12/5	Bethune-Cookman	W	88-72
12/10	#1 Duke	L	102-117
12/16	LIU	W	102-66
12/19	at Florida	L	81-101
12/23	vs. Saint Louis^	L	71-86
12/24	vs. Eastern Illinois^	W	83-68
12/25	vs. Old Dominion^	W	77-76
12/28	vs. Penn!	W	102-69
12/30	vs. Wichita State!	W	81-59
1/3	at Rutgers	W OT	99-94
1/7	at #5 Georgetown	L	79-112
1/9	VCU	L	77-87
1/12	#12 Kansas	W	87-86
1/16	at Stanford	L	59-93
1/24	#20 Providence	L	91-106
1/28	Marquette	W	106-90
2/1	New Mexico	L	93-110
2/4	BYU	W	107-86
2/6	USF	W 2OT	106-104
2/8	Tennessee Tech	W	111-101

2/11	at DePaul	L	79-87
2/14	vs. Florida Atlantic@	W	79-74
2/18	at USF	W	85-78
2/22	at Texas	L	104-123
2/25	at Oral Roberts	L	92-99
2/27	Davidson	W	90-78
3/2	Savannah State	W	107-98
3/6	FIU	W	89-82
Season Totals:			2809-2778

^ Chaminade Classic (Honolulu, Hawaii)

! Eastern Airlines Palm Beach Classic (West Palm Beach, Fla.)

@ at West Palm Beach Auditorium

1989-90

Record: 13-15 (11-5 H, 2-8 A, 0-2 N)

Bill Foster, Head Coach

11/27	UMBC	W	91-74
12/1	Baptist	W	77-67
12/6	Dayton>	W	87-82
12/16	Alabama State	L	81-98
12/19	at #20 Arizona	L	53-83
12/27	vs. Lehigh!	L	59-83
12/29	vs. Boston College!	L	60-69
1/1	at George Mason	W OT	101-91
1/6	at USF	L	77-93
1/10	#1 Kansas	L	73-100
1/12	Brooklyn College	W	94-61
1/15	at Washington	L	67-83
1/18	Florida State	W 2OT	101-97
1/20	Arizona State	L	58-62
1/27	at Notre Dame	L	60-107
1/31	at DePaul	L	48-76
2/3	Mercer	W	53-47
2/5	at #25 North Carolina	L	74-87
2/10	at Davidson	W	72-64
2/12	DePaul	L	49-66
2/15	Central Conn. State	W	62-40
2/17	at Florida State	L	73-92
2/19	Florida	W	62-59
2/21	at Providence	L	67-101
2/24	USF	W	81-73
2/27	Hartford	L	58-62
3/3	Tulane	W	93-60
3/6	FIU	W	83-55

Season Totals: 2014-2132

! Eastern Airlines Palm Beach Classic (West Palm Beach, Fla.)

> 500th program victory

YEAR-BY-YEAR RESULTS

[] MIAMI RANK #OPPONENT RANK

1990-91

Record: 9-19 (8-7 H, 0-11 A, 1-1 N)

Leonard Hamilton, Head Coach

11/23	George Mason	L	91-97
11/27	at Penn State	L	67-93
12/1	at Southern Cal	L	71-92
12/5	at USF	L	71-79
12/14	#11 Georgia	L	60-78
12/17	Dartmouth	W	72-60
12/19	at SMU	L 2OT	88-93
12/27	vs. Miami (Ohio)!	L 2OT	99-101
12/28	vs. Mississippi State!	W	74-67
12/30	at Florida	L	60-62
1/3	at St. Joseph's	L	79-92
1/5	at West Virginia	L	67-71
1/9	Lehigh	W	99-67
1/12	Notre Dame	L	52-60
1/14	Lafayette	L	57-73
1/16	at Kansas	L	60-73
1/21	at Memphis	L	72-80
1/25	Penn State	L	57-69
1/28	at Wake Forest	L	66-72
1/31	Northeastern	W	79-63
2/2	Davidson	W	79-67
2/6	St. Joseph's	W	87-64
2/9	VCU	W	73-58
2/11	Memphis	L OT	82-83
2/23	DePaul	L	53-66
2/25	USF	W	67-58
3/4	FIU	W	87-65
3/6	at #25 DePaul	L	58-75

Season Totals: 2027-2078

! Eastern Airlines Palm Beach Classic (West Palm Beach, Fla.)

1991-92

Record: 8-24 (4-10 H, 0-11 A 4-3 N)

BIG EAST: 1-17 (10th)

Leonard Hamilton, Head Coach

11/23	Barry	W	80-67
11/25	Florida Atlantic	W	83-53
11/29	vs. Maine^	W	62-57
11/30	vs. Eastern Kentucky^	L	61-66
12/1	vs. Tennessee^	W	72-60
12/6	Howard	L	55-64
12/20	SMU	L	60-69
12/23	at Arizona State	L	57-62
12/27	vs. Marshall!	W	70-55
12/29	vs. George Washington!	L	64-78

1/2	at #5/5 Connecticut*	L	62-85
1/4	at St. John's*	L	69-83
1/7	at #18/17 Seton Hall*	L	52-64
1/11	at #20/21 Syracuse*	L	57-73
1/14	#17/17 St. John's*	W	45-42
1/18	#8/7 Connecticut*	L	58-77
1/21	Boston College*	L	50-51
1/25	at Georgetown*	L	40-60
1/29	at Pittsburgh*	L	52-82
2/1	at Davidson	L	62-66
2/4	Pittsburgh*	L	55-77
2/12	Providence*	L	51-73
2/15	Georgetown*	L	58-75
2/18	at Villanova*	L	50-74
2/22	at Boston College*	L	49-55
2/25	Villanova*	L	50-61
2/29	#22/19 Syracuse*	L	63-68
3/2	FIU	W	68-63
3/4	#22/22 Seton Hall*	L OT	82-90
3/7	at Providence*	L	57-62
3/12	vs. Pittsburgh#>	W	83-71
3/13	vs. #21/19 Georgetown#	L	64-77

Season Totals: 1941-2160

^ San Juan Shootout (San Juan, P.R.)

! Eastern Airlines Palm Beach Classic (West Palm Beach, Fla.)

* BIG EAST game

BIG EAST Tournament (New York, N.Y.)

1992-93

Record: 10-17 (10-5 H, 0-10 A, 0-2 A)

BIG EAST: 7-11 (9th)

Leonard Hamilton, Head Coach

12/1	FIU	L	64-72
12/4	Southwest Texas State	L	57-60
12/7	at #6/7 Seton Hall*	L	56-65
12/11	Barry	W	81-64
12/19	Florida Atlantic	W	84-61
12/22	at Georgia	L	67-69
12/27	vs. Southern Cal+	L	66-86
12/29	UNC Wilmington	L	73-88
1/2	#10/11 Georgetown*	W	80-69
1/6	at #24/- Pittsburgh*	L	78-85
1/9	at #21/- Syracuse*	L	81-89
1/16	at St. John's*	L	74-78
1/19	Providence*	W	75-66
1/23	#20/23 Pittsburgh*	L	84-86
1/26	Connecticut*	W	80-65
1/30	at Villanova*	L	69-82



YEAR-BY-YEAR RESULTS

[] MIAMI RANK #OPPONENT RANK

2/4	Bethune-Cookman	W	78-54
2/6	Syracuse*	W	81-74
2/10	Boston College*	W	75-71
2/13	at Connecticut*	L	72-88
2/16	at Providence*	L	60-75
2/20	#25/- St. John's*	W	82-77
2/23	#14/15 Seton Hall*	L	73-85
2/27	at Boston College*	L	58-70
3/3	at Georgetown*	L	64-82
3/6	Villanova*	W	77-76
3/11	vs. Georgetown#	L	40-67
Season Totals:			1929-2004

* BIG EAST game

+ West Palm Beach, Fla.

BIG EAST Tournament (New York, N.Y.)

1993-94

Record: 7-20 (5-10 H, 2-9 A, 0-1 N)

BIG EAST: 0-18 (10th)

Leonard Hamilton, Head Coach

11/26	Florida Atlantic	W	85-53
12/1	UNC Asheville	W	82-60
12/4	Florida A&M	W	91-47
12/7	Georgetown*	L	47-61
12/10	Bethune-Cookman	W	82-54
12/17	Sam Houston State	W	73-58
12/19	at Buffalo	W	63-57
12/22	at #21/18 Syracuse*	L	52-81
12/29	Wagner	L	55-57
1/4	at Florida Atlantic	W	79-62
1/8	at Providence*	L	59-81
1/12	at Pittsburgh*	L	55-83
1/15	at #20/20 Boston College*	L	49-69
1/22	St. John's*	L	63-75
1/26	Seton Hall*	L	48-77
1/29	at Georgetown*	L	40-77
2/1	Pittsburgh*	L	71-80
2/5	at #5/6 Connecticut*	L	57-73
2/8	at St. John's*	L	63-78
2/12	Villanova*	L	58-77
2/16	Boston College*	L	63-79
2/19	at Seton Hall*	L	63-85
2/22	#5 Connecticut*	L	49-74
2/26	Providence*	L	60-88
3/1	#14 Syracuse*	L	69-71
3/5	at Villanova*	L	63-83
3/10	vs. Seton Hall#	L	51-69
Season Totals:			1690-1909

* BIG EAST game

BIG EAST Tournament (New York, N.Y.)

1994-95

Record: 15-13 (11-4 H, 0-8 A, 0-1 N)

BIG EAST: 9-9 (5th)

NIT

Leonard Hamilton, Head Coach

11/25	Northeastern Illinois	W	66-48
11/28	Florida Atlantic	W	76-59
11/30	Robert Morris	W	66-51
12/6	#19/19 Syracuse*	L	65-83
12/10	Florida A&M	W	67-53
12/20	at Clemson	L	55-75
12/28	UNLV+	L	55-56
12/30	Fordham	W	55-43
1/2	at Seton Hall*	L	54-72
1/7	at #12/13 Georgetown*	L	64-71
1/11	at St. John's*>	W	82-79
1/18	at Providence*	W	81-75
1/21	Boston College*	W	69-68
1/25	#22/25 Villanova*	L	62-92
1/28	at #6/6 Syracuse*	L	51-76
1/31	at #4/5 Connecticut*	L	57-82
2/4	#13/13 Georgetown*	W	67-61
2/7	at #16/18 Villanova*	L	63-73
2/11	Providence*	W	69-63
2/13	St. John's*	W	71-69
2/18	at Pittsburgh*	L	61-67
2/22	Seton Hall*	W	61-57
2/25	at Boston College*	W OT	77-71
2/28	Pittsburgh*	W OT	76-68
3/2	at Florida Atlantic	W	80-70
3/4	#4/5 Connecticut*	L	67-75
3/10	vs. #24 Georgetown #	L	58-69
3/15	at Penn State\$	L	56-62

Season Totals: 1831-1888

+ Orange Bowl Classic (Miami, Fla. – Miami Arena)

* BIG EAST game

BIG EAST Tournament (New York, N.Y.)

\$ NIT (University Park, Pa.)

> 550th program victory

1995-96

Record: 15-13 (12-4 H, 2-8 A, 1-1 N)

BIG EAST: 8-10 (7th; 4th BE7)

Leonard Hamilton, Head Coach

11/24	Northeastern Illinois	W	81-58
11/27	at Florida Atlantic	W	76-56
12/2	Seton Hall*	W	80-70
12/5	#2/2 Villanova*	L	68-70
12/9	Florida A&M	W	77-53



YEAR-BY-YEAR RESULTS

[] MIAMI RANK #OPPONENT RANK

12/16	Winthrop	W	81-56
12/20	Florida Atlantic	W	61-51
12/23	Clemson	L OT	52-66
12/27	Tennessee+	L	54-56
12/29	Columbia	W	69-62
1/3	#11/12 Syracuse*	W	75-66
1/6	at #7/6 Connecticut*	L	52-73
1/10	at Seton Hall*	L	63-66
1/13	at #5/5 Georgetown*	L	67-72
1/20	Pittsburgh*	W	66-57
1/23	Notre Dame*	W	72-64
1/27	at #7/7 Villanova*	L	62-90
2/1	at #18/16 Syracuse*	L	51-72
2/6	West Virginia*	W	68-65
2/10	#22/21 Boston College*	L	58-62
2/14	at Providence*	L	54-77
2/17	at West Virginia*	L	69-72
2/20	St. John's*	W 2OT	96-91
2/25	at Rutgers*	L	55-71
2/28	at Notre Dame*	W	71-59
3/2	Providence*	W	66-59
3/6	vs. Rutgers #	W	77-67
3/7	vs. #6/6 Georgetown#	L	62-92

Season Totals: 1883-1873

+ Orange Bowl Classic (Miami, Fla. – Miami Arena)

* BIG EAST game

BIG EAST Tournament (New York, N.Y.)

1996-97

Record: 16-13 (12-3 H, 3-9 A, 1-1 N)

BIG EAST: 9-9 (T-7th; T-4th BE7)

NIT

Leonard Hamilton, Head Coach

11/22	Buffalo	W	78-61
11/24	Florida Atlantic	W	83-74
11/29	at UNLV	L	43-55
12/3	St. John's*	L	57-61
12/7	#19/17 Syracuse*	W	67-63
12/13	Hartford	W	74-58
12/18	Jacksonville	W	74-57
12/22	at Tennessee	L	65-78
12/28	DePaul+	W	61-45
12/30	Lehigh	W	68-32
1/2	at #25/25 Boston College*	L	62-65
1/4	at Georgetown*	W	69-67
1/8	at Pittsburgh*	L	72-76
1/11	at #8/7 Villanova*	W	61-59
1/15	Providence*	W	71-69
1/18	Georgetown*	W OT	68-65

1/22	Connecticut*	W	69-46
2/2	at Rutgers*	L	59-60
2/5	Pittsburgh*	W	78-63
2/8	Rutgers*	W	53-50
2/10	at Seton Hall*	W	61-51
2/15	at Connecticut*	L	52-72
2/19	Boston College*	L	57-59
2/22	at St. John's*	L	73-77
2/25	at Notre Dame*	L	60-69
3/1	West Virginia*	L	54-82
3/5	at St. John's#	W OT	76-68
3/6	vs. Georgetown#	L	59-63
3/13	at Michigan\$	L	63-76
Season Totals:			1105-1126

+ Orange Bowl Classic (Miami, Fla. – Miami Arena)

* BIG EAST game

BIG EAST Tournament (New York, N.Y.)

\$ NIT (Ann Arbor, Mich.)

1997-98

Record: 18-10 (11-3 H, 7-5 A, 0-2 N)

BIG EAST: 11-7 (T-4th; T-2nd BE7)

NCAA Tournament

Leonard Hamilton, Head Coach

11/14	at Southern Illinois	W	73-61
11/16	Florida Atlantic	W	69-47
11/21	#17/17 Charlotte	W	89-72
11/24	Eastern Kentucky	W	86-64
11/29	at Jacksonville	W	74-70
12/2	Rutgers*	W	63-55
12/6	Georgetown*	W	66-56
12/12	Georgia State	W	80-64
12/22	at Memphis	W	65-57
12/27	RV/#23 Georgia Tech+	L	61-69
12/31	at Seton Hall*>	W	78-65
1/3	at Pittsburgh*	W	73-65
1/6	#8/8 Connecticut*	W	76-67
1/10	at #25/21 West Virginia*	L	84-98
1/13	at St. John's*	L	64-73
1/18	at #15/15 Syracuse*	L	67-85
1/22	Villanova*	W	78-63
1/28	at Boston College*	W	67-57
1/31	at Villanova*	L	75-78
2/4	Providence*	W	64-54
2/10	#23/20 Syracuse*	L	63-72
2/14	Notre Dame*	W	66-57
2/18	at Providence*	L	57-59
2/22	at Notre Dame*	W	65-59
2/24	Seton Hall*	L	71-76



YEAR-BY-YEAR RESULTS

[] MIAMI RANK #OPPONENT RANK

2/28	#19/19 West Virginia*	W	70-66
3/4	vs. Georgetown#	L	56-62
3/13	vs. #19/20 UCLA\$	L	62-65
Season Totals:			1962-1836
+ Orange Bowl Classic (Miami, Fla. – Miami Arena)			
* BIG EAST game			
# BIG EAST Tournament (New York, N.Y.)			
\$ NCAA Tournament (Atlanta, Ga.)			
> 600th program victory			

1998-99

Record: 23-7 (10-2 H, 10-4 A, 3-1 N)

BIG EAST: 15-3 (2nd)

NCAA Tournament Round of 32

Leonard Hamilton, Head Coach

11/13	at Florida Atlantic	W	97-73
11/23	at Charlotte	L	59-66
11/27	Northern Iowa	W	78-69
12/5	at #8/8 Kentucky	L	65-74
12/8	Boston College*	W	77-64
12/11	UCF	W	66-56
12/18	at Georgia State	W	76-55
12/22	Memphis	W	80-64
12/27	vs. Ohio State+	W	72-64
12/30	at Georgetown*	W	64-63
1/6	#10/9 St. John's*	W	84-79
1/9	Notre Dame*	L	68-71
1/13	at Rutgers*	W	74-62
1/16	at West Virginia*	W	64-55
1/20	[25/25] #1 Connecticut*	L OT	68-70
1/24	[25/25] at Boston College*	W	75-67
1/27	[23/25] Seton Hall*	W	77-71
1/30	[23/25] at Pittsburgh*	L	54-60
2/3	[25/25] at #9/10 St. John's*	W	73-70
2/6	[25/25] Georgetown*	W	71-58
2/8	[16/21] at #18/17 Syracuse*	W	76-63
2/13	[16/21] at Providence*	W	69-65
2/16	[16/21] Villanova*	W	103-82
2/20	[16/21] at #2 Connecticut*	W	73-71
2/23	[11/13] Pittsburgh*	W	85-52
2/27	[11/13] Rutgers*	W	68-63
3/4	[9/10] vs. Georgetown#	W	65-54
3/5	[9/10] at #10/9 St. John's#	L	59-62
3/12	[10/12] vs. Lafayette\$	W	75-54
3/14	[10/12] vs. Purdue\$	L	63-73

Season Totals: 2178-1950

+ HIP Orange Bowl Classic (Sunrise, Fla.)

* BIG EAST game

BIG EAST Tournament (New York, N.Y.)

\$ NCAA Tournament (Boston, Mass.)

1999-2000

Record: 23-11 (11-4 H, 8-3 A, 4-4 N)

BIG EAST: 13-3 (T-1st)

BIG EAST Regular Season Co-Champions

NCAA Tournament Sweet 16

Leonard Hamilton, Head Coach

11/19 [-/24]	at UCF	W	81-54
11/23 [-/24]	Monmouth	W	67-46
11/30 [-/25]	Bethune-Cookman	W	102-75
12/4	at Memphis	L	72-82
12/7	Charlotte	L	65-75
12/11	Hartford	W	97-61
12/18	vs. #7/9 North Carolina+	L	78-68
12/20	vs. Louisiana^	L	60-66
12/21	vs. Detroit Mercy^	W	68-64
12/22	vs. Illinois State^	L	78-87
12/27	Florida Atlantic	W	89-52
12/29	Quinnipiac	W	80-66
1/5	West Virginia*	W	66-58
1/8	#7/8 Syracuse*	L	55-67
1/11	at Seton Hall*	W	71-64
1/15	at Georgetown*	L	61-65
1/17	at Villanova*	W	67-66
1/22	Boston College*	W	62-54
1/25	at Notre Dame*	W	63-49
1/29	#16/18 Kentucky	L	57-60
2/1	Pittsburgh*	W	64-60
2/5	at Rutgers*	W	58-52
2/7	Georgetown*	W	77-55
2/16	Providence*	L	45-47
2/19	at #18/18 Connecticut*	W	63-57
2/22	at West Virginia*	W	68-50
2/26	Notre Dame*	W	55-52
2/29	at Pittsburgh*>	W	74-66
3/5	#18/21 St. John's*	W OT	74-70
3/9	[23/23] vs. Notre Dame#	W	61-58
3/10	[23/23] at #19/20 St. John's#	L	57-58
3/17	[23/25] vs. Arkansas\$	W	75-71
3/19	[23/25] vs. #8/8 Ohio State\$	W	75-62
3/24	[23/25] vs. #18/19 Tulsa\$\$	L	71-80

Season Totals: 2346-2127

+ HIP Orange Bowl Classic (Sunrise, Fla.)

^ San Juan Shootout (San Juan, P.R.)

* BIG EAST game

BIG EAST Tournament (New York, N.Y.)

\$ NCAA Tournament (Nashville, Tenn.)

\$\$ NCAA Tournament (Austin, Texas)

> 650th program victory

YEAR-BY-YEAR RESULTS

[] MIAMI RANK #OPPONENT RANK

2000-01

Record: 16-13 (12-3 H, 4-8 A, 0-2 N)

BIG EAST: 8-8 (T-6th; T-3rd East)

NIT

Perry Clark, Head Coach

11/18 at Florida Atlantic	W	76-59
11/21 Columbia	W	65-41
11/25 Northeastern	W	92-86
11/28 at Charlotte	L	63-95
12/4 at #14/12 North Carolina	L	45-67
12/9 UCF	W	83-72
12/16 vs. Nebraska+	L	64-72
12/18 Eastern Illinois	W	83-73
12/21 Memphis	W	66-57
12/27 Lehigh	W	71-52
12/29 Tennessee-Martin	W	70-54
1/3 at Pittsburgh*	L	51-62
1/7 Boston College*	L	72-73
1/10 at Virginia Tech*	L	74-85
1/13 at #24 Boston College*	L	73-82
1/16 at Providence*	W	78-64
1/20 #15/15 Connecticut*	W	77-74
1/22 at St. John's*	L OT	63-67
1/28 Providence*	L	70-80
2/1 #22/25 Seton Hall*	W	72-66
2/6 Virginia Tech*	W	86-61
2/10 St. John's*	L 2OT	79-85
2/13 at #10/7 Syracuse*	W	68-57
2/17 at Villanova*	W	80-62
2/24 at Connecticut*	L	53-60
2/28 West Virginia*	W	73-66
3/3 Villanova*	W	65-53
3/7 vs. Pittsburgh#	L	69-78
3/14 at Auburn\$	L	58-60

Season Totals: 2039-1963

+ Orange Bowl Classic (Sunrise, Fla.)

* BIG EAST game

BIG EAST Tournament (New York, N.Y.)

\$ NIT (Auburn, Ala.)

2001-02

Record: 24-8 (13-2 H, 5-4 A, 6-2 N)

BIG EAST: 10-6 (T-3rd; 2nd East)

NCAA Tournament

Perry Clark, Head Coach

11/18 vs. Eastern Michigan^	W	93-56
11/19 vs. UAB^	W	81-79
11/20 vs. Clemson^	W	67-65
11/24 Lafayette	W	79-69

11/26 Florida Atlantic	W	74-48
11/29 Howard>	W	87-71
12/3 FIU	W	77-59
12/8 at Texas A&M	W	64-55
12/15 vs. #21/24 Indiana+	W	58-53
12/18 Florida A&M	W	90-62
12/22 Charlotte	W	64-56
12/27 [24/23] vs. LSU	W	68-61
12/30 [24/23] St. Francis (PA)	W	71-48
1/2 [21/21] at #23/24 Georgetown*	W	79-71
1/5 [21/21] at Connecticut*	L	75-76
1/8 [21/20] at St. John's*	L	60-71
1/12 [21/20] at Virginia Tech*	W	77-68
1/15 [24/20] Pittsburgh*	W 2OT	76-69
1/19 [24/20] Providence*	W OT	102-96
1/24 [22/19] Villanova*	W	76-58
1/29 [15/16] Boston College*	L	65-70
2/2 [15/16] #17/22 Connecticut*	W	68-66
2/5 [12/11] at Villanova*	W	65-56
2/10 [12/11] at Boston College*	L	63-76
2/13 [13/11] St. John's*	W	79-56
2/17 [13/11] at Rutgers*	L	61-64
2/23 [17/13] Notre Dame*	L	77-90
2/26 [22/18] at Providence*	W	81-65
3/2 [22/18] Virginia Tech*	W	83-77
3/7 [21/21] vs. Georgetown#	W OT	84-76
3/8 [21/21] vs. #7/7 Pittsburgh#	L	71-76
3/14 [21/21] vs. Missouri\$	L	80-93
Season Totals:		2395-2156

^ Virgin Islands Paradise Jam (St. Thomas, U.S.V.I.)

+ Orange Bowl Classic (Miami, Fla. – AA Arena)

* BIG EAST game

BIG EAST Tournament (New York, N.Y.)

\$ NCAA Tournament (Albuquerque, N.M.)

2002-03

Record: 11-17 (9-5 H, 2-10 A, 0-2 N)

BIG EAST: 4-12 (T-12th; T-6th East)

Perry Clark, Head Coach

11/23 New Hampshire	W	93-58
11/26 Texas A&M	W	78-72
11/30 Savannah State	W	91-57
12/3 at Florida Atlantic	L OT	73-74
12/8 at Florida State	L	55-72
12/15 at Charlotte	L	64-69
12/18 Arkansas-Pine Bluff	W	79-42
12/21 vs. #13/13 Florida+	L 2OT	93-94
12/27 at UCF	W	62-51
12/30 Lehigh>	W	68-62



YEAR-BY-YEAR RESULTS

[] MIAMI RANK #OPPONENT RANK

1/4	North Carolina@	W OT	64-61
1/7	at West Virginia*	L	63-68
1/11	at #3/3 Connecticut*	L OT	80-83
1/18	at Seton Hall*	L	53-76
1/20	#11/8 Connecticut*	W	77-76
1/26	Syracuse*	L	49-54
1/29	Providence*	W	60-57
2/2	at St. John's*	L	74-77
2/8	Villanova*	L OT	67-72
2/11	Virginia Tech*	W	85-65
2/15	at Boston College*	L	65-76
2/18	at Providence*	L	63-73
2/22	Georgetown*	L	72-74
2/25	at Villanova*	L	56-75
3/1	Boston College*	L	68-72
3/5	at Virginia Tech*	W	79-71
3/8	St. John's*	L	73-76
3/12	vs. Seton Hall#	L	52-67
Season Totals:			1956-1924

+ Orange Bowl Classic (Miami, Fla. – AA Arena)

* BIG EAST game

@ First game at Convocation Center (now Watsco)

BIG EAST Tournament (New York, N.Y.)

> 700th program victory

2003-04

Record: 14-16 (10-8 H, 3-6 A, 1-2 N)

BIG EAST: 4-12 (T-12th)

Perry Clark, Head Coach

11/21	Lubbock Christian^	W	86-66
11/23	Louisiana Monroe^	W	78-60
11/25	vs. Rhode Island &	L	53-54
11/26	vs. Bradley &	L	82-83
12/2	Stetson	W	91-70
12/6	FIU	W	89-72
12/9	UMBC	W	61-52
12/14	Florida State	L	58-67
12/20	vs. Temple+	W	72-66
12/22	North Carolina A&T	W	81-62
12/27	Florida Atlantic	W	76-51
12/30	IPFW	W	75-52
1/3	Savannah State	W	105-65
1/7	at #12/13 North Carolina	L	64-89
1/10	#15/15 Pittsburgh*	L 2OT	84-80
1/14	at St. John's*	W	70-64
1/17	at Virginia Tech*	W	65-59
1/21	Rutgers*	W	73-63
1/25	Villanova*	L	69-76
1/28	at Notre Dame*	L	62-72

1/31	Georgetown*	L OT	80-87
2/4	at Rutgers*	L OT	70-72
2/7	at Georgetown*	L	64-80
2/11	Boston College*	L OT	72-74
2/14	RV/#25 Syracuse*	L	74-91
2/18	at #8/8 Connecticut*	L	63-76
2/21	at #19/17 Providence*	L	57-70
2/24	Seton Hall*	L	66-76
3/2	at Villanova*	W	59-56
3/6	West Virginia*	L	53-58
Season Totals:			2148-2067

^ Las Vegas Tournament (Coral Gables, Fla.)

& Las Vegas Tournament (Las Vegas, Nev.)

+ Orange Bowl Classic (Miami, Fla. – AA Arena)

* BIG EAST game

2004-05

Record: 16-13 (11-5 H, 5-6 A, 0-2 N)

ACC: 7-9 (T-6th)

NIT

Frank Haith, Head Coach

11/20	Wofford	W	67-64
11/23	South Carolina State	L	50-60
11/27	vs. Xavier+	L OT	70-83
11/29	Florida Atlantic	W	84-68
12/4	at #19/18 Florida	W	72-65
12/7	at FIU	W	80-67
12/12	Massachusetts	W	80-53
12/18	Stetson	W	81-50
12/23	Tennessee Tech>	W	69-57
12/30	Appalachian State	W	80-63
1/2	Norfolk State	W	76-58
1/6	at #9/10 Georgia Tech*	L	69-80
1/9	RV/#24 NC State*	W	67-66
1/12	at Virginia*	W	91-80
1/15	Florida State*	W	64-63
1/19	#4/4 Duke*	L	83-92
1/22	at #6/6 North Carolina*	L	67-87
1/26	Clemson*	W	69-65
1/29	at #5/5 Wake Forest*	L	82-94
2/2	Virginia Tech*	L	63-73
2/5	#22/24 Maryland*	W OT	75-73
2/12	at Clemson*	W	83-77
2/15	#5/5 Wake Forest*	L	63-68
2/19	at Virginia Tech*	L	58-71
2/22	at Florida State*	W	65-49
2/26	Georgia Tech*	L	72-76
3/3	at #6/6 Duke*	L	59-83
3/10	vs. Virginia#	L	65-66

YEAR-BY-YEAR RESULTS

[] MIAMI RANK #OPPONENT RANK

3/15 at South Carolina\$ L 67-69
 Season Totals: 2071-2020
 + Orange Bowl Classic (Miami, Fla. – AA Arena)
 * ACC Game
 # ACC Tournament (Washington, D.C.)
 \$ NIT (Columbia, S.C.)

2005-06

Record: 18-16 (11-5 H, 4-8 A, 3-3 N)

ACC: 7-9 (T-7th)

NIT Quarterfinals

Frank Haith, Head Coach

11/13 vs. Texas Arlington^	W	76-65
11/14 vs. Air Force^	L	53-57
11/15 vs. Green Bay^	W	80-54
11/19 Morgan State	W	83-51
11/22 North Carolina A&T	W	87-62
11/27 at Temple	L	56-73
11/29 at Michigan@	L	53-74
12/3 Birmingham-Southern	W	82-55
12/10 Wofford	W	71-40
12/18 at #21/19 NC State*	L	69-81
12/22 #5/5 Florida	L	67-77
12/27 Stetson	W	65-56
12/31 vs. #10/10 Louisville+	L	43-58
1/2 Sacred Heart	W	63-57
1/7 #14/12 Maryland*	W	84-70
1/14 at #20/20 North Carolina*	W	81-70
1/18 Clemson*	W	62-38
1/21 #21/21 Boston College*	L	61-65
1/24 at Virginia*	L	51-71
1/29 at Florida State*	W OT	84-78
1/31 Wake Forest*	W	78-69
2/4 at Georgia Tech*	W	70-53
2/8 #16/15 NC State*	L 2OT	77-86
2/12 #23/24 North Carolina*	L	70-80
2/16 at #13/15 Boston College*	L	54-65
2/19 at #2/2 Duke*	L	71-92
2/22 Virginia Tech*>	W	70-59
3/1 at Maryland*	L	61-65
3/5 Florida State*	L	64-67
3/9 vs. Clemson#	W	66-63
3/10 vs. #3/3 Duke#	L	76-80
3/15 Oklahoma State\$	W	62-59
3/20 at Creighton\$\$	W	53-52
3/22 at Michigan\$\$\$	L	65-71
Season Totals:		2308-2213

^ BCA Classic (Seattle, Wash.)

@ ACC/Big Ten Challenge

+ Orange Bowl Classic (Sunrise, Fla.)
 * ACC Game
 # ACC Tournament (Greensboro, N.C.)
 \$ NIT (Coral Gables, Fla.)
 \$\$ NIT (Omaha, Neb.)
 \$\$\$ NIT (Ann Arbor, Mich.)
 > 750th program victory

2006-07

Record: 12-20 (8-7 H, 3-9 A, 1-4 N)

ACC: 4-12 (12th)

Frank Haith, Head Coach

11/11 FIU	W	73-50
11/14 Alcorn State	W	96-57
11/17 at Evansville^	W	74-69
11/18 vs. Buffalo^	L	57-60
11/19 vs. Cleveland State^	L	67-78
11/25 Lafayette	W	98-66
11/28 at Northwestern@	L	59-61
12/3 #21/25 Georgia Tech*	W	90-82
12/9 Lehigh	W	79-58
12/11 Mississippi State	L	52-70
12/16 Stetson	W	89-64
12/20 Binghamton	L	74-79
12/23 at Louisville	L	59-82
12/30 vs. Nebraska+	L	67-82
1/2 at Massachusetts	W	72-71
1/6 Wake Forest*	L	58-59
1/10 at RV/#25 Maryland*	W	63-58
1/14 #11/11 Duke*	L	63-85
1/16 at Boston College*	L	63-82
1/20 at Florida State*	L	67-86
1/23 #24/23 Virginia Tech*	L	85-92
1/31 at #3/3 North Carolina*	L	64-105
2/3 at Virginia*	L	70-81
2/7 Boston College*	L	68-75
2/10 NC State*	W	80-65
2/17 at Wake Forest*	L	69-74
2/21 #24/19 Virginia*	W	68-60
2/24 at Virginia Tech*	L	57-73
2/28 at Clemson*	L OT	70-74
3/3 Florida State*	L OT	90-98
3/8 vs. #17/21 Maryland#	W	67-62
3/9 vs. Boston College#	L OT	71-74
Season Totals:		2279-2332

^ American Youth Classic (Evansville, Ill.)

@ ACC/Big Ten Challenge

+ Orange Bowl Classic (Sunrise, Fla.)

* ACC Game

ACC Tournament (Tampa, Fla.)



YEAR-BY-YEAR RESULTS

[] MIAMI RANK #OPPONENT RANK

2007-08

Record: 23-11 (14-2 H, 4-6 A, 5-3 N)

ACC: 8-8 (T-5th)

NCAA Tournament Round of 32

Frank Haith, Head Coach

11/9	Florida Southern	W	104-61
11/15	vs. Marist [^]	W	85-61
11/16	vs. VCU [^]	W	69-63
11/18	vs. Providence [^]	W	64-58
11/24	Morgan State	W	55-51
11/28	Alabama State	W	83-74
12/2	St. John's	W	66-47
12/8	at FIU	W	67-53
12/13	at Mississippi State	W	64-58
12/17	[22/22] Stetson	W	89-53
12/20	[22/22] North Florida>	W	85-63
12/23	[22/22] North Carolina A&T	W	95-64
12/29	[19/19] vs. Winthrop+	L	70-76
1/2	Penn	W	88-62
1/12	[25/RV] Georgia Tech*	W	78-68
1/15	[21/24] at Boston College*	L	66-76
1/19	[21/24] at NC State*	L OT	77-79
1/23	#5/4 North Carolina*	L	82-98
1/27	RV/#25 Clemson*	W	75-72
1/29	at Wake Forest*	L	68-70
2/2	at #3/3 Duke*	L	73-88
2/6	Florida State*	L	55-62
2/9	at Virginia Tech*	W	74-71
2/17	at Georgia Tech*	W	64-63
2/20	#5/4 Duke*	W	96-95
2/23	Maryland*	W	78-63
2/27	at Clemson*	L	69-79
3/1	Virginia*	W	95-93
3/5	Boston College*	W	74-61
3/8	at Florida State*	L OT	72-75
3/13	vs. NC State #	W	63-50
3/14	vs. Virginia Tech#	L	49-63
3/21	vs. St. Mary's\$	W	78-64
3/23	vs. #7/7 Texas\$	L	72-75

Season Totals: 2542-2309

[^] Puerto Rico Tip-Off Classic (San Juan, P.R.)

+ Orange Bowl Classic (Sunrise, Fla.)

* ACC Game

ACC Tournament (Charlotte, N.C.)

\$ NCAA Tournament (Little Rock, Ark.)

2008-09

Record: 19-13 (12-4 H, 5-7 A, 2-2 N)

ACC: 7-9 (T-7th)

NIT Round of 16

Frank Haith, Head Coach

11/15	[17/16] Florida Southern	W	96-60
11/21	[17/16] vs. Southern Miss [^]	W	70-60
11/23	[17/16] vs. #2/2 Connecticut [^]	L	63-76
11/24	[22/21] vs. San Diego [^]	W	80-45
11/29	[22/21] Stetson	W	79-65
12/2	[21/22] Ohio State@	L	68-73
12/6	[21/22] at Kentucky	W	73-67
12/12	[RV/25] FIU	W	76-50
12/14	[RV/25] Robert Morris	W	70-62
12/21	#25/25 Clemson*	L	72-91
12/27	at St. John's	W	70-56
12/31	North Florida	W	94-41
1/3	NC Central	W	76-42
1/5	Florida Atlantic	W	85-69
1/10	at #24/17 Boston College*>	W	77-71
1/14	Maryland*	W	62-60
1/17	at #5/6 North Carolina*	L	65-82
1/21	Florida State*	W	75-69
1/25	Virginia Tech*	L OT	83-88
1/27	at NC State*	L OT	81-84
1/31	at Maryland*	L	68-73
2/4	#7/6 Wake Forest*	W	79-52
2/7	at #4/3 Duke*	L OT	75-78
2/15	#3/3 North Carolina*	L	65-69
2/18	at Florida State*	L	67-80
2/21	Boston College*	W	69-58
2/26	at Virginia*	W	62-55
3/4	at Georgia Tech*	L	68-78
3/7	NC State*	W	72-64
3/12	vs. Virginia Tech#	L	47-65
3/18	at Providence\$	W	78-66
3/20	at Florida\$	L	60-74

Season Totals: 2325-2123

[^] Paradise Jam (St. Thomas, U.S.V.I.)

@ ACC/Big Ten Challenge

* ACC Game

ACC Tournament (Atlanta, Ga.)

\$ NIT (Providence, R.I.)

\$\$ NIT (Gainesville, Fla.)

> 800th program victory



YEAR-BY-YEAR RESULTS

[] MIAMI RANK #OPPONENT RANK

2009-10

Record: 20-13 (12-4 H, 2-8 A, 6-1 N)

ACC: 4-12 (12th)

Frank Haith, Head Coach

11/14 NC Central	W	83-53
11/16 Nova Southeastern	W	108-58
11/19 vs. Tulane [^]	W	74-54
11/20 vs. UNC Wilmington [^]	W	67-60
11/22 vs. South Carolina [^]	W	85-70
11/25 FGCU	W	77-58
11/28 USC Upstate	W	70-41
12/2 Minnesota [@]	W	63-58
12/6 at Boston College [*]	L	60-61
12/12 South Carolina State	W	91-54
12/16 at Stetson	W	69-49
12/19 vs. Florida Atlantic ⁺	W	87-69
12/21 North Carolina A&T	W	80-59
12/30 Bethune-Cookman	W	73-55
1/3 at Pepperdine	W	86-63
1/9 Wake Forest [*]	W	67-66
1/13 [23/RV] at Virginia Tech [*]	L	66-81
1/16 [23/RV] at Virginia [*]	L	57-75
1/19 Boston College [*]	L	75-79
1/26 at Maryland [*]	L	59-81
1/31 Virginia Tech [*]	W	82-75
2/2 at Wake Forest [*]	L	53-62
2/6 at Florida State [*]	L	65-71
2/10 #20/20 Georgia Tech [*]	W	64-62
2/13 at Clemson [*]	L	66-74
2/17 #6/6 Duke [*]	W	74-81
2/23 Virginia [*]	W	74-62
2/27 NC State [*]	L	66-71
3/2 at North Carolina [*]	L	62-69
3/6 Florida State [*]	L	60-61
3/11 vs. Wake Forest [#]	W	83-62
3/12 vs. Virginia Tech [#]	W	70-65
3/13 vs. #4/4 Duke [#]	L	74-77

Season Totals: 2390-2136

[^] Charleston Classic (Charleston, S.C.)

[@] Big Ten/ACC Challenge

⁺ Orange Bowl Classic (Sunrise, Fla.)

^{*} ACC Game

[#] ACC Tournament (Greensboro, N.C.)

2010-11

Record: 21-15 (13-4 H, 4-9 A, 4-2 N)

ACC: 6-10 (9th)

NIT Quarterfinals

Frank Haith, Head Coach

11/12 Jacksonville	W	89-77
11/15 at #19/19 Memphis	L	68-72
11/19 NC Central	W	88-65
11/21 at Rutgers	L	45-61
11/24 McNeese State	W	79-59
11/27 at FGCU	W	87-75
11/30 Ole Miss	W	86-73
12/4 West Virginia	W	79-76
12/12 Stetson	W	68-54
12/18 vs. UCF ⁺	L	78-84
12/21 vs. Oral Roberts [^]	W	69-56
12/22 vs. Rice [^]	W	73-67
12/23 vs. Akron [^]	W	69-61
12/30 Pepperdine	W	94-59
1/2 at #1/1 Duke [*]	L	63-74
1/8 at Clemson [*]	L	72-79
1/15 Boston College [*]	W	72-71
1/19 Florida State [*]	L	53-55
1/23 at NC State [*]	L	70-72
1/26 North Carolina [*]	L	71-74
1/30 at Virginia Tech [*]	L	68-72
2/3 Georgia Tech [*]	W	59-57
2/5 Virginia [*]	W OT	70-68
2/9 at Wake Forest [*]	W	74-73
2/13 #5/5 Duke [*]	L	71-81
2/15 at UNC Greensboro	W	78-58
2/20 Clemson [*]	L	59-63
2/23 at Boston College [*]	W	73-64
2/26 at Florida State [*]	L	59-65
3/2 Maryland [*]	W	80-66
3/6 at Georgia Tech [*]	L	57-66
3/10 vs. Virginia [#]	W OT	69-62
3/11 vs. #6/7 North Carolina [#]	L	59-61
3/16 Florida Atlantic ^{\$}	W	85-62
3/21 Missouri State ^{\$}	W	81-72
3/23 at Alabama ^{\$\$}	L	64-79

Season Totals: 2579-2433

[^] Las Vegas Holiday Hoops Classic

⁺ Orange Bowl Classic (Sunrise, Fla.)

^{*} ACC Game

[#] ACC Tournament (Atlanta, Ga.)

^{\$} NIT (Coral Gables, Fla.)

^{\$\$} NIT (Tuscaloosa, Ala.)



YEAR-BY-YEAR RESULTS

[] MIAMI RANK #OPPONENT RANK

2011-12

Record: 20-13 (14-4 H, 4-8 A, 1-1 N)

ACC: 9-7 (T-4th)

NIT

Jim Larrañaga, Head Coach

11/11 Tennessee Tech	W	69-58
11/15 Rutgers>	W	72-57
11/19 North Florida	W	75-62
11/22 FGCU	W	60-50
11/25 at Ole Miss	L OT	61-64
11/29 at Purdue@	L	65-76
12/3 Massachusetts	W	83-75
12/6 #21/20 Memphis	L	54-71
12/10 at West Virginia	L	66-77
12/17 vs. Florida Atlantic+	W 2OT	93-90
12/22 at Charlotte	W	76-61
12/30 Appalachian State	W	84-54
1/2 UNC Greensboro	W	99-89
1/7 at #21/23 Virginia*	L	51-52
1/10 at #3/3 North Carolina*	L	56-73
1/18 Clemson*	W	76-73
1/22 NC State*	L	73-78
1/24 at Georgia Tech*	W	64-49
1/29 at Boston College*	W	76-54
2/1 Maryland*	W 2OT	90-86
2/5 at #7/5 Duke*	W OT	78-74
2/9 Virginia Tech*	W	65-49
2/11 at #15/17 Florida State*	L	59-64
2/15 #8/7 North Carolina*	L	64-73
2/18 Wake Forest*	W	74-56
2/21 at Maryland*	L	70-75
2/26 #15/16 Florida State*	W	78-62
2/29 at NC State*	L	73-77
3/3 Boston College*	W	77-56
3/8 vs. Georgia Tech#	W	54-36
3/9 vs. #17/17 Florida State#	L	71-82
3/14 Valparaiso\$	W	66-50
3/19 Minnesota\$	L	60-78

Season Totals: 2332-2181

@ ACC/Big Ten Challenge

+ Orange Bowl Classic (Sunrise, Fla.)

* ACC game

ACC Tournament (Atlanta, Ga.)

\$ NIT (Coral Gables, Fla.)

> 850th program victory

2012-13

Record: 29-7 (14-1 H, 10-3 A, 5-3 N)

ACC: 15-3 (1st)

ACC Regular Season Champions

ACC Tournament Champions

NCAA Tournament Sweet 16

Jim Larrañaga, Head Coach

11/9 Stetson	W	87-79
11/13 at FGCU	L	51-63
11/16 Jacksonville	W	73-57
11/24 Detroit	W	77-62
11/28 #13/14 Michigan State@	W	67-59
12/1 at Massachusetts	W	75-62
12/14 Charlotte	W	77-46
12/18 at UCF	W	72-50
12/22 at Hawai'i^	W	73-58
12/23 vs. #4/5 Arizona^	L	50-69
12/25 vs. Indiana State^	L OT	55-57
1/2 La Salle	W	76-59
1/5 at Georgia Tech*	W	62-49
1/10 at North Carolina*	W	68-59
1/13 Maryland*	W	54-47
1/16 at Boston College*	W	60-59
1/23 [25/RV] #1/1 Duke*	W	90-63
1/27 [25/RV] Florida State*	W	71-47
1/30 [14/15] at Virginia Tech*	W	73-64
2/2 [14/15] at #19/19 NC State*W		79-78
2/5 [8/11] Boston College*	W	72-50
2/9 [8/11] North Carolina*	W	87-61
2/13 [3/4] at Florida State*	W	74-68
2/17 [3/4] at Clemson*	W	45-43
2/19 [2/2] Virginia*	W	54-50
2/23 [2/2] at Wake Forest*	L	65-80
2/27 [5/7] Virginia Tech*	W	76-58
3/2 [5/7] at #3/3 Duke*	L	76-79
3/6 [6/7] Georgia Tech*	L	69-71
3/9 [6/7] Clemson*	W	62-49
3/15 [9/10] vs. Boston College#	W	69-58
3/16 [9/10] vs. NC State#	W	81-71
3/17 [9/10] vs. North Carolina#	W	87-77
3/22 [5/4] vs. Pacific\$	W	78-49
3/24 [5/4] vs. Illinois\$	W	63-59
3/28 [5/4] vs.#15/16 Marquette\$\$	L	61-71

Season Totals: 2509-2181

* ACC Game

@ Big Ten/ACC Challenge

^ Diamond Head Classic (Honolulu, Hawai'i)

ACC Tournament (Greensboro, N.C.)

\$ NCAA Tournament (Austin, Texas)

\$\$ NCAA Sweet 16 (Washington, D.C.)



YEAR-BY-YEAR RESULTS

[] MIAMI RANK #OPPONENT RANK

2013-14

Record: 17-16 (8-8 H, 7-6 A, 2-2 N)

ACC: 7-11 (10th)

Jim Larrañaga, Head Coach

11/8	St. Francis Brooklyn	L OT	62-66
11/11	Georgia Southern	W OT	81-80
11/14	Texas Southern	W	84-69
11/18	at College of Charleston	> W	70-54
11/21	UCF	L	58-63
11/28	vs. George Washington	^ L OT	63-71
11/29	at Cal State Fullerton	^ W	48-46
12/1	vs. Arizona State	+ W	60-57
12/4	at Nebraska	@ L	49-60
12/8	Virginia Tech	* L OT	60-61
12/19	at Savannah State	W	68-51
12/22	La Salle	W	71-58
12/30	Loyola (MD)	W	71-48
1/4	at #2/2 Syracuse	* L	44-49
1/8	at North Carolina	* W	63-57
1/15	Florida State	* L	53-63
1/18	at Georgia Tech	* W	56-42
1/22	#18/18 Duke	* L	46-67
1/25	#2/2 Syracuse	* L	52-64
1/29	at Maryland	* L	71-74
2/1	Norfolk State	W	64-49
2/5	#25/22 Pittsburgh	* L OT	55-59
2/8	NC State	* L	55-56
2/10	at Florida State	* W	77-73
2/15	at Virginia Tech	* L	45-52
2/19	Notre Dame	* W	71-64
2/22	Boston College	* W	69-42
2/26	at #12/11 Virginia	* L	40-65
3/1	at NC State	* W	80-65
3/4	at Clemson	* L	54-58
3/8	Wake Forest	* W	69-56
3/12	vs. Virginia Tech	# W	57-53
3/13	vs. NC State	# L	58-67

Season Totals: 2209-1964

& Wooden Legacy (Charleston, S.C.)

^ Wooden Legacy (Fullerton, Calif.)

+ Wooden Legacy (Anaheim, Calif.)

@ Big Ten/ACC Challenge

* ACC Game

ACC Tournament (Greensboro, N.C.)

> 900th program victory

2014-15

Record: 25-13 (12-6 H, 8-4 A, 5-3 N)

ACC: 10-8 (T-6th)

NIT Final

Jim Larrañaga, Head Coach

11/14	Howard	W	84-49
11/17	at #8/7 Florida	W	69-67
11/20	vs. Drexel	^ W	66-46
11/21	vs. Akron	^ W	79-51
11/23	vs. Charlotte	^ W	77-58
11/25	[17/20] at Charlotte	& W	77-74
11/28	[17/20] South Alabama	W	87-75
12/2	[15/15] #24/25 Illinois	@ W	70-61
12/6	[15/15] Green Bay	L	55-68
12/8	[20/21] Savannah State	W	70-39
12/19	[18/19] Eastern Kentucky	L	44-72
12/22	vs. Providence	% L	62-76
12/30	College of Charleston	W	67-40
1/3	#3/3 Virginia	* L 2OT	80-89
1/10	Boston College	* W	60-56
1/13	at #4/4 Duke	* W	90-74
1/17	at #12/12 Notre Dame	* L	70-75
1/22	NC State	* W	65-60
1/24	at Syracuse	* W	66-62
1/28	[23/23] Georgia Tech	* L	50-70
2/1	[23/23] at Florida State	* L	54-55
2/3	#9/8 Louisville	* L	55-63
2/8	Clemson	* W	56-45
2/11	at Wake Forest	* L	70-72
2/16	at Boston College	* W 2OT	89-86
2/18	Virginia Tech	* W	76-52
2/21	at #12/12 Louisville	* L	53-55
2/25	Florida State	* W	81-77
2/28	#15/18 North Carolina	* L	64-73
3/4	at Pittsburgh	* W	67-63
3/7	at Virginia Tech	* W	82-61
3/11	vs. Virginia Tech	# W	59-49
3/12	vs. #11/9 Notre Dame	# L	63-70
3/17	NC Central	\$ W	75-71
3/21	Alabama	\$ W	73-66
3/24	at Richmond	\$\$ W	63-61
3/31	vs. Temple	\$\$\$ W	60-57
4/2	vs. Stanford	\$\$\$ L OT	64-66

Season Totals: 2592-2404

^ Gildan Charleston Classic (Charleston, S.C.)

& Gildan Charleston Classic (Charlotte, N.C.)

@ ACC/Big Ten Challenge

% Brooklyn Holiday Hoops Invitational (Brooklyn, N.Y.)

* ACC Game

ACC Tournament (Greensboro, N.C.)

\$ NIT (Coral Gables, Fla.)

\$\$ NIT (Richmond, Va.)

\$\$\$ NIT (New York, N.Y.)



YEAR-BY-YEAR RESULTS

[] MIAMI RANK #OPPONENT RANK

2015-16

Record: 27-8 (15-1 H, 6-5 A, 6-2 N)

ACC: 13-5 (T-2nd)

NCAA Tournament Sweet 16

Jim Larrañaga, Head Coach

11/13 UT Rio Grande Valley	W	86-59
11/16 Louisiana	W	93-77
11/19 vs. Mississippi State ^A	W	105-79
11/20 vs. #16/16 Utah ^A	W	90-66
11/22 vs. #22/20 Butler ^A	W	85-75
11/27 [15/19] Northeastern	L	77-78
12/1 [21/21] at Nebraska [@]	W OT	77-72
12/5 [21/21] Charlotte	W	88-60
12/8 [17/20] Florida	W	66-55
12/19 [15/19] College of Charleston	W	85-63
12/22 [13/16] at La Salle	W	95-49
12/29 [13/15] Princeton ^{>}	W	76-64
1/2 [13/15] Syracuse [*]	W	64-51
1/9 [12/11] Florida State [*]	W	72-59
1/12 [8/9] at #13/11 Virginia [*]	L	58-66
1/16 [8/9] at Clemson [*]	L	65-76
1/20 [15/14] at Boston College [*]	W	67-53
1/23 [15/14] Wake Forest [*]	W	77-63
1/25 [15/13] #24/20 Duke [*]	W	80-69
1/30 [15/13] at NC State [*]	L	69-85
2/3 [17/15] Notre Dame [*]	W	79-70
2/7 [17/15] at Georgia Tech [*]	W	75-68
2/9 [12/11] Pittsburgh [*]	W	65-63
2/14 [12/11] at Florida State [*]	W	67-65
2/17 [11/10] Virginia Tech [*]	W	65-49
2/20 [11/10] at #5/4 North Carolina [*]	L	71-96
2/22 [12/11] #3/3 Virginia [*]	W	64-61
2/27 [12/11] #11/- Louisville [*]	W	73-65
3/2 [7/7] at Notre Dame [*]	W	68-50
3/5 [7/7] at Virginia Tech [*]	L	62-77
3/10 [11/11] vs. Virginia Tech [#]	W	88-82
3/11 [11/11] vs. #4/4 Virginia [#]	L	68-73
3/17 [10/11] vs. Buffalo ^{\$}	W	79-72
3/19 [10/11] vs. Wichita State ^{\$}	W	65-57
3/24 [10/11] vs. #6/6 Villanova ^{\$\$}	L	69-92
Season Totals:		2633-2359

^A Puerto Rico Tip-Off (San Juan, P.R.)

[@] Big Ten/ACC Challenge

^{*} ACC Game

[#] ACC Tournament (Washington, D.C.)

^{\$} NCAA Tournament (Providence, R.I.)

^{\$\$} NCAA Tournament (Louisville, Ky.)

[>] 950th program victory

2016-17

Record: 21-12 (14-2 H, 4-6 A, 3-4 N)

ACC: 10-8 (T-7th)

NCAA Tournament

Jim Larrañaga, Head Coach

11/11 Western Carolina	W	92-43
11/16 at North Florida	W	94-56
11/19 Penn	W	74-62
11/24 vs. Stanford ^A	W	67-53
11/25 vs. #21/22 Iowa State ^A	L	56-73
11/27 vs. Florida ^A	L	56-65
11/30 Rutgers [@]	W	73-61
12/3 vs. Wofford [%]	W	74-57
12/6 South Carolina State	W	82-46
12/16 Florida Atlantic	W	76-56
12/22 George Washington	W	72-64
12/28 Columbia ^{>}	W	78-67
12/31 NC State [*]	W	81-63
1/4 at Syracuse [*]	L	55-70
1/12 #20/20 Notre Dame [*]	L	62-67
1/14 at Pittsburgh [*]	W	72-46
1/18 at Wake Forest [*]	L	79-96
1/21 at #18/18 Duke [*]	L	58-70
1/25 Boston College [*]	W	78-77
1/28 #9/6 North Carolina [*]	W	77-62
2/1 #15/16 Florida State [*]	L	57-75
2/4 at NC State [*]	W	84-79
2/8 Virginia Tech [*]	W	74-68
2/11 at #4/4 Louisville [*]	L	66-71
2/15 Georgia Tech [*]	W	70-61
2/18 Clemson [*]	W	71-65
2/20 at #18/19 Virginia [*]	W OT	54-48
2/25 #10/11 Duke [*]	W	55-50
2/27 [25/25] at Virginia Tech [*]	L	61-66
3/4 [25/25] at #15/17 Florida State [*]	L	57-66
3/8 vs. Syracuse [#]	W	62-57
3/9 vs. #6/6 North Carolina [#]	L	53-78
3/17 vs. Michigan State ^{\$}	L	58-78
Season Totals:		2278-2116

^A AdvoCare Invitational (Orlando, Fla.)

[@] ACC/Big Ten Challenge

[%] Hoophall Miami Invitational (Miami, Fla. –AAArena)

^{*} ACC Game

[#] ACC Tournament (Brooklyn, N.Y.)

^{\$} NCAA Tournament (Tulsa, Okla.)



YEAR-BY-YEAR RESULTS

[] MIAMI RANK #OPPONENT RANK

2017-18

Record: 22-10 (11-3 H, 8-4 A, 3-3 N)

ACC: 11-7 (T-3rd)

NCAA Tournament

Jim Larrañaga, Head Coach

11/10 [13/12]	Gardner-Webb	W	77-45
11/12 [13/12]	Navy	W	89-55
11/16 [11/12]	Florida A&M	W	90-59
11/22 [11/11]	vs. La Salle!	W	57-46
11/25 [11/11]	North Florida	W	86-65
11/29 [10/13]	at #12/12 Minnesota@	W	86-81
12/2 [10/13]	vs. Princeton%	W	80-52
12/5 [10/11]	Boston University	W	69-54
12/16 [6/8]	at George Washington	W	59-50
12/22 [6/7]	at Hawai'i^	W	75-57
12/23 [6/7]	vs. New Mexico State^	L	54-63
12/25 [15/16]	vs. Middle Tennessee^	W	84-81
12/30 [15/16]	at Pittsburgh*	W	67-53
1/3 [15/17]	at Georgia Tech*	L	54-64
1/7 [15/17]	#24/RV Florida State*>	W	80-74
1/13 [18/19]	at #19/17 Clemson*	L	63-72
1/15 [25/23]	#5 Duke*	L	75-83
1/21 [25/23]	at NC State*	W	86-81
1/24 [RV/24]	Louisville*	W OT	78-75
1/27 [RV/24]	at Florida State*	L OT	94-103
1/31	Pittsburgh*	W	69-57
2/3	at Virginia Tech*	W	84-75
2/7	[25/25] Wake Forest*	W	87-81
2/10	[25/25] at Boston College*	L	70-72
2/13	#1/3 Virginia*	L	50-59
2/17	Syracuse*	L	55-62
2/19	at Notre Dame*	W	77-74
2/24	Boston College*	W	79-78
2/27	at #9/9 North Carolina*	W	91-88
3/3	Virginia Tech*	W	69-68
3/8	[24/25] vs. #12/11 N. Carolina#	L	65-82
3/15	[22/25] vs. Loyola Chicago\$	L	62-64

Season Totals: 2361-2173

! Reading, Pa.

@ Big Ten/ACC Challenge

% Hoophall Miami Invitational (Miami, Fla. –AAArena)

^ Diamond Head Classic (Honolulu, Hawai'i)

* ACC Game

ACC Tournament (Brooklyn, N.Y.)

\$ NCAA Tournament (Dallas, Texas)

> 1,000th program victory

2018-19

Record: 14-18 (11-5 H, 0-10 A, 3-3 N)

ACC: 5-13 (T-11th)

Jim Larrañaga, Head Coach

11/9	Lehigh	W	83-62
11/13	Stephen F. Austin	W	96-58
11/17	Bethune-Cookman	W	78-70
11/22	vs. La Salle^	W	85-49
11/23	vs. Fresno State^	W	78-76
11/25	vs. Seton Hall^	L	81-83
11/28	Rutgers@	L	54-57
12/1	vs. Yale%	L	54-57
12/4	at Penn	L	75-89
12/19	Houston Baptist	W	80-73
12/22	Florida Atlantic	W	75-55
12/29	Campbell	W	73-62
1/3	#18/19 NC State*	L	82-87
1/6	at Louisville*	L	73-90
1/9	at #13/13 Florida State*	L	62-68
1/12	Wake Forest*	W	76-65
1/19	#13/15 North Carolina*	L	76-85
1/24	at Syracuse*	L	53-73
1/27	RV/#23 Florida State*	L	66-78
1/30	#12/11 Virginia Tech*	L	70-82
2/2	at #3 Virginia*	L	46-56
2/6	Notre Dame*	W	62-47
2/9	at #8 North Carolina*	L OT	85-88
2/13	Clemson*	W	65-64
2/17	at Boston College*	L	57-64
2/23	Georgia Tech*	W	80-65
2/26	at Wake Forest*	L	75-76
3/2	at #3/2 Duke*	L	57-87
3/5	Pittsburgh*	W	76-63
3/8	at #15/16 Virginia Tech*	L	70-84
3/12	vs. Wake Forest#	W	79-71
3/13	vs. #16/15 Virginia Tech#	L	56-71

Season Totals: 2297-2275

@ ACC/Big Ten Challenge

% Hoophall Miami Invitational (Miami, Fla. –AAArena)

^ Wooden Legacy (Fullerton, Calif.)

* ACC Game

ACC Tournament (Charlotte, N.C)



YEAR-BY-YEAR RESULTS

[] MIAMI RANK #OPPONENT RANK

2019-20

Record: 15-16 (9-5 H, 4-8 A, 2-3 N)

ACC: 7-13 (T-10th)

Jim Larrañaga, Head Coach

11/5	#5/5 Louisville*	L	74-87
11/8	Florida Atlantic	W	74-60
11/12	at UCF	W	79-70
11/16	Quinnipiac	W	80-52
11/21	vs. Missouri State^	W	74-70
11/22	vs. Florida^	L	58-78
11/24	vs. Connecticut^	L	55-80
12/2	at Illinois@	W	81-79
12/14	Alabama A&M	W	88-74
12/17	vs. Temple%	W	78-77
12/21	Coppin State	W	91-60
12/31	at Clemson*	W OT	73-68
1/4	#2/2 Duke*	L	62-95
1/7	at 13/11 Louisville*	L	58-74
1/12	Pittsburgh*	W	66-58
1/15	at NC State*	L	63-80
1/18	#9/9 Florida State*	L OT	79-83
1/21	at #8/8 Duke*	L	59-89
1/25	at North Carolina*	L	71-94
1/28	Virginia Tech*	W	71-61
2/2	at Pittsburgh*	L	57-62
2/5	NC State*	L	72-83
2/8	at #8/8 Florida State*	L	81-99
2/12	Boston College*	W	85-58
2/15	Wake Forest*	W	71-54
2/19	at Virginia Tech*	W 3OT	102-95
2/23	at Notre Dame*	L	71-87
2/29	at Georgia Tech*	L	57-63
3/4	#22/22 Virginia*	L	44-46
3/7	Syracuse*	W OT	69-65
3/11	vs. Clemson#	L	64-69
Season Totals:			2207-2270

* ACC Game

^ Charleston Classic (Charleston, S.C.)

@ Big Ten/ACC Challenge

% Air Force Reserve Basketball Hall of Fame Invitational (Brooklyn, N.Y.)

ACC Tournament (Greensboro, N.C.)

2020-21

Record: 10-17 (7-8 H, 1-8 A, 2-1 N)

ACC: 4-15 (13th)

Jim Larrañaga, Head Coach

11/29	North Florida	W	77-59
12/4	Stetson	W	82-60
12/8	Purdue@	W	58-54
12/12	FGCU	L	62-66
12/16	Pittsburgh*	L	55-70
12/19	Jacksonville	W	73-64
12/29	at #24/RV Virginia Tech*	L	78-80
1/2	Clemson*	L	65-66
1/5	North Carolina*	L	65-67
1/9	at NC State*	W	64-59
1/12	at Boston College*	L	62-84
1/16	#16/18 Louisville*	W	78-72
1/19	at Syracuse*	L	57-83
1/24	Notre Dame*	L	59-73
1/27	at #16/16 Florida State*	L	59-81
1/30	at Wake Forest*	L	54-66
2/1	Duke*	W	77-75
2/6	#16/16 Virginia Tech*	L OT	76-80
2/8	at North Carolina*	CANCELED	
2/14	at Notre Dame*	L	61-71
2/20	Georgia Tech*	L	60-87
2/24	#11/9 Florida State*	L	71-88
2/27	at Clemson*	L	58-66
3/1	at #21/20 Virginia*	L	51-62
3/5	Boston College*	W	80-76
3/9	vs. Pittsburgh#	W	79-73
3/10	vs. Clemson#	W	67-64
3/11	vs. Georgia Tech#	L	66-70
Season Totals:			1794-1916
@ ACC/Big Ten Challenge			
* ACC Game			
# ACC Tournament (Greensboro, N.C.)			

YEAR-BY-YEAR RESULTS

[] MIAMI RANK #OPPONENT RANK

2021-22

Record: 26-11 (10-5 H, 10-2 A, 6-4 N)

ACC: 14-6 (4th)

NCAA Tournament Elite Eight

Jim Larrañaga, Head Coach

11/9	Canisius	W	77-67
11/13	UCF	L	89-95
11/16	at Florida Atlantic	W	68-66
11/21	Florida A&M	W	86-59
11/25	vs. Dayton [^]	L	60-76
11/26	vs. North Texas [^]	W	69-63
11/28	vs. #10/9 Alabama [^]	L	64-96
12/1	at Penn State [@]	W	63-58
12/4	Clemson [*]	W	80-75
12/8	Lipscomb	W	76-59
12/12	vs. Fordham [%]	W	72-66
12/20	Stetson	W	82-72
12/29	NC State [*]	W	91-83
1/1	Wake Forest [*]	W	92-84
1/5	Syracuse [*]	W	88-87
1/8	at #2/2 Duke [*]	W	76-74
1/11	at Florida State [*]	L	64-65
1/18	North Carolina [*]	W	85-57
1/22	Florida State [*]	L	60-61
1/26	at Virginia Tech [*]	W	78-75
1/29	at Georgia Tech [*]	W	73-62
2/2	Notre Dame [*]	L	64-68
2/5	at Virginia [*]	L	58-71
2/9	Georgia Tech [*]	W	79-70
2/12	at RV/#25 Wake Forest [*]	W	76-72
2/16	at Louisville [*]	W	70-63
2/19	Virginia [*]	L	71-74
2/22	at Pittsburgh [*]	W	85-64
2/26	Virginia Tech [*]	L	70-71
3/2	at Boston College ^{*<}	W	81-70
3/5	at Syracuse	W	75-72
3/10	vs. Boston College [#]	W OT	71-69
3/11	vs. #7/7 Duke [#]	L	76-80
3/18	vs. #21/22 Southern Cal ^{\$}	W	68-66
3/20	vs. #8/7 Auburn ^{\$}	W	79-61
3/25	vs. Iowa State ^{\$\$}	W	70-56
3/27	vs. #3/3 Kansas ^{\$\$}	L	50-76

Season Totals: 2736-2603

[^] ESPN Events Invitational (Kissimmee, Fla.)

[@] Big Ten/ACC Challenge

^{*} ACC Game

[%] Basketball Hall of Fame Invitational (Brooklyn, N.Y.)

[<] Jim Larrañaga's 221st win at Miami (program record)

[#] ACC Tournament (Brooklyn, N.Y.)

^{\$} NCAA Tournament (Greenville, S.C.)

^{\$\$} NCAA Tournament (Chicago, Ill.)

[>] 1,050th program victory

2022-23

Record: 29-8 (16-1 H, 7-4 A, 6-3 N)

ACC: 15-5 (T-1st)

ACC Regular Season Co-Champions

NCAA Tournament Final Four

Jim Larrañaga, Head Coach

11/7	Lafayette	W	67-54
11/11	UNC Greensboro	W	79-65
11/15	Florida A&M	W	87-61
11/19	vs. Providence [^]	W	74-64
11/20	vs. Maryland [^]	L	70-88
11/23	St. Francis Brooklyn	W	79-56
11/27	at UCF	W	66-64
11/30	Rutgers [@]	W	68-61
12/4	at Louisville [*]	W	80-53
12/7	Cornell	W	107-105
12/10	NC State [*]	W	80-73
12/17	[25/25] St. Francis (PA)	W	91-76
12/20	[22/22] #6/6 Virginia [*]	W	66-64
12/28	[14/16] Vermont	CANCELED	
12/30	[14/16] at Notre Dame [*]	W	76-65
1/4	[12/12] at Georgia Tech [*]	L	70-76
1/11	[16/15] Boston College [*]	W	88-72
1/14	[16/15] at NC State [*]	L OT	83-81
1/16	[17/16] Syracuse [*]	W	82-78
1/21	[17/16] at Duke [*]	L	66-68
1/24	[20/19] at Florida State [*]	W	86-63
1/28	[20/10] at Pittsburgh [*]	L	68-71
1/31	[23/21] Virginia Tech [*]	W	92-83
2/4	[23/21] at #20/19 Clemson [*]	W	78-74
2/6	[19/20] RV/#24 Duke [*]	W	81-59
2/11	[19/20] Louisville [*]	W	93-85
2/13	[15/13] at North Carolina [*]	W	80-72
2/18	[15/13] Wake Forest [*]	W	96-87
2/21	[13/11] at Virginia Tech [*]	W	76-70
2/25	[13/11] Florida State [*]	L	84-85
3/4	[16/15] #25/25 Pittsburgh [*]	W	78-76
3/9	[14/13] vs. Wake Forest [#]	W	74-72
3/10	[14/13] vs. #21/21 Duke [#]	L	78-85
3/17	[16/15] vs. Drake ^{\$>}	W	63-56
3/19	[16/15] vs. #21/19 Indiana ^{\$}	W	85-69
3/24	[16/15] vs. #2/1 Houston ^{\$\$}	W	89-75
3/26	[16/15] vs. #5/7 Texas ^{\$\$}	W	88-81
4/1	[16/15] vs. #10/12 Connecticut ^{&L}	L	59-72

Season Totals: 2925-2661

[^] Naismith Basketball Hall of Fame Tip-Off

Tournament (Uncasville, Conn.)

[@] ACC/Big Ten Challenge

^{*} ACC game

[#] ACC Tournament (Greensboro, N.C.)

^{\$} NCAA Tournament (Albany, N.Y.)

^{\$\$} NCAA Tournament (Kansas City, Mo.)

[&] NCAA Final Four (Houston, Texas)

[>] 1,100th program victory



2023-24 SCHEDULE

OCT. 29	TCNJ (EXHIBITION)	
NOV. 6	NJIT	
NOV. 10	UCF	
NOV. 13	FIU	
NOV. 17	VS. GEORGIA	BAHAMAS HOOPS CHAMPIONSHIP
NOV. 19	VS. KANSAS ST/PROVIDENCE	BAHAMAS HOOPS CHAMPIONSHIP
NOV. 28	AT KENTUCKY	ACC/SEC CHALLENGE
DEC. 2	NOTRE DAME	
DEC. 6	LIU	
DEC. 10	VS. COLORADO	NABC BROOKLYN SHOWCASE
DEC. 16	LA SALLE	
DEC. 21	STONEHILL	
DEC. 29	NORTH FLORIDA	
JAN. 3	CLEMSON	
JAN. 6	AT WAKE FOREST	
JAN. 10	LOUISVILLE	
JAN. 13	AT VIRGINIA TECH	
JAN. 17	FLORIDA STATE	
JAN. 20	AT SYRACUSE	
JAN. 24	AT NOTRE DAME	
JAN. 27	PITTSBURGH	
JAN. 30	AT NC STATE	
FEB. 3	VIRGINIA TECH	
FEB. 5	AT VIRGINIA	
FEB. 10	NORTH CAROLINA	
FEB. 14	AT CLEMSON	
FEB. 17	AT BOSTON COLLEGE	
FEB. 21	DUKE	
FEB. 24	GEORGIA TECH	
FEB. 26	AT NORTH CAROLINA	
MARCH 6	BOSTON COLLEGE	
MARCH 9	AT FLORIDA STATE	

HOME

AWAY

NEUTRAL