

## 2023-24 SCHEDULE

Date	Opponent	Time/Result
Nov. 8	Gardner-Webb (ACCNX)	W, 102-49
Nov. 12	Davidson (ACCN)	W, 74-70
Nov. 15	Hampton (ACCNX)	W, 62-32
Nov. 18	Elon (ACCNX)	W, 68-39

## GULF COAST SHOWCASE (Estero, Fla.)

Nov. 24	Vermont (FloHoops)	W, 54-51
Nov. 25	#16 Kansas St. (FloHoops)	L, 63-56
Nov. 26	Florida Gulf Coast (FloHoops)	L, 65-64

## ACC/SEC Challenge (Chapel Hill)

Nov. 30	#1 South Carolina (ESPN)	L, 65-58
Dec. 6	UNCG (ACCNX)	W, 81-66
Hall of Fame Women's Showcase (Uncasville, Conn.)		
Dec. 10	#17 UConn (ESPN)	L, 76-64
Dec. 15	Western Carolina (ACCNX)	W, 96-36

## JUMPMAN INVITATIONAL (Charlotte, N.C.)

Dec. 19	Oklahoma (ESPN2)	W, 61-52
Dec. 31	Clemson (CW)	W, 82-76
Jan. 4	#25 Syracuse (ACCNX)	W, 75-51
Jan. 7	At #16 Notre Dame (ESPN2)	W, 61-57
Jan. 11	At #21 Florida State (ACCNX)	L, 70-62
Jan. 14	Virginia (ACCN)	W, 81-68
Jan. 18	At Georgia Tech (ACCN)	W, 73-68
Jan. 21	#13 Louisville (ACCN)	W, 79-68
Jan. 25	Miami (ACCN)	8 PM
Jan. 28	At Virginia (CW)	Noon
Feb. 1	At NC State (ACCN)	8 PM
Feb. 4	Virginia Tech (ESPN2)	Noon
Feb. 11	At Duke (ACCN)	2 PM
Feb. 15	Pittsburgh (ACCNX)	6 PM
Feb. 18	At Wake Forest (ACCN)	6 PM
Feb. 22	NC State (ACCN)	8 PM
Feb. 25	At Virginia Tech (ACCN)	2 PM
Feb. 29	At Boston College (ACCNX)	7 PM
March 3	Duke (ESPN2)	3 PM

## ACC TOURNAMENT (Greensboro, N.C.)

March 6-10, Greensboro Coliseum

**BOLD** home game at Carmichael Arena  
 \* ACC game

( ) denotes television network  
 All times Eastern and subject to change  
 Rankings are AP poll at time of game

## Jan. 25 at 8 p.m. in Chapel Hill (Carmichael Arena)



VS.



**#20/21 North Carolina Tar Heels (14-5, 6-1 ACC)**  
**Head Coach:** Courtney Banghart (Dartmouth, 2000)  
**Record at North Carolina:** 90-48 (5th season)  
**Career Record:** 344-151 (17th season)

**RV/RV Miami Hurricanes (12-5, 2-4 ACC)**  
**Head Coach:** Katie Meier (Duke, 1989)  
**Record at Miami:** 355-229 (19th season)  
**Career Record:** 431-274 (23rd season)

## TIPPING OFF

- Thursday's game is the second of back-to-back home contests for the Tar Heels, who beat then-No. 13 Louisville at home on Sunday. It's the second time in ACC play and the last time in the regular season that UNC will play two home games in a row.
- Senior guard Deja Kelly has totaled 100 points over the past four outings, with 23 points at FSU, 27 against Virginia, 27 again at Georgia Tech then 23 against Louisville. It's the first time in her career she's scored 20+ in four straight games.
- Kelly was announced on Tuesday as a USBWA National Player of the Week (1 of 5).
- Alyssa Ustby was announced on Wednesday as one of 10 finalists for the Cheryl Miller Award as Small Forward of the Year.

## BY THE NUMBERS

2

» Players – Deja Kelly and Alyssa Ustby – on the Preseason All-ACC Team. Last time UNC had more than one player honored was 2014.

8

» Newcomers on the 2023-24 roster, five freshmen and three transfers. That's the most of any season during coach Courtney Banghart's tenure.

30

» Years since the Tar Heels' 1994 NCAA title. Carolina honored the 1994 team at last Sunday's home game against Virginia.

## Possible Starters Based on last game's lineup

#	Name	GP/GS	PPG	RPG	APG	MPG
1	Alyssa Ustby (US-bee) Sr. // G // 6-1 // Rochester, Minn. // Advertising & PR major, Business minor Ninedouble-doubles, including program's first triple-double • 10.7 rpg in ACC play (1st)	19/19	12.6	9.5	3.5	32.2
5	Maria Gakdeng (GOCK-deng) Jr // C // 6-3 // Lanham, Md. // Transfer from Boston College // Political Science major Shooting 65.5 percent from the field • 1.4 blocks per game, T9 in ACC	19/19	9.8	6.2	0.5	23.7
10	Reniya Kelly (ruh-NIE-uh) Fr. // G // 5-7 // Hoover, Ala. // Undeclared Career-high 9 points (4-9 FG) and 5 assists vs. Louisville	16/6	2.9	1.8	1.3	13.9
20	Lexi Donarski (don-ARE-skee) Gr // G // 6-0 // La Crosse, Wis. // Transfer from Iowa State // MBA Program Shooting .363 from three-point range • 4th in ACC with 2.4 threes per game	19/18	10.3	3.1	1.2	33.3
25	Deja Kelly Sr // G // 5-8 // San Antonio, Texas // Broadcast Journalism major UNC's scoring leader • 100 points over the past four games • Has played all 40 min in last 2	19/19	16.4	3.4	3.3	33.7
OFF THE BENCH						
0	Alexandra Zelaya (zuh-LIE-uh) Sr // F // 6-4 // Goodyear, Ariz. // Environmental Science major // Provides post depth	10/0	1.5	1.2	--	7.9
2	Paulina Paris So // G // 5-9 // Congers, N.Y. // Exercise & Sport Science major // Day-to-day, lower-body inj	15/8	5.9	1.5	1.5	20.2
13	Teonni Key (tee-AH-nee) RS-So // G/F // 6-4 // Cary, N.C. // Gr // 10 points (5-6 shooting) and 5 reb in 14 min at GT	9/0	3.2	3.0	--	8.8
15	Sydney Barker Fr // G // 5-7 // Durham, N.C. // Local standout who joined the team as a walk-on	5/0	0.4	0.4	--	4.2
22	RyLee Grays Fr // F // 6-3 // Pearland, Texas // Provides post depth	4/0	1.8	1.5	--	4.5
24	Indya Nivar (IN-dee-uh nuh-VAR) So // G // 5-10 // Apex, N.C. // Stanford transfer // Seven double-figure scoring games	19/3	7.4	4.8	1.4	20.3
31	Anya Poole (AHN-yuh) Sr // F // 6-2 // Raleigh, N.C. // Two-year starter // UVA game was her 100th for UNC	16/0	3.7	4.0	0.4	14.3

## UNC Athletic Communications

Women's Basketball Contact: Dana Gelin  
 dgelin@unc.edu, 919-455-8289

FOLLOW @UNCWBB

#GoHeels #InPursuit





## NORTH CAROLINA NOTES

### Heels vs. Hurricanes

The Tar Heels and Hurricanes are meeting for the 29th time in a series that dates back to the 1980-81 season. Carolina leads the series 15-13, but the Hurricanes have won three of the last four and nine of the past 13 meetings.

- Miami came out on top in last year's matchup, 62-58 in Coral Gables on Jan. 5, 2023. After trailing through most of the game, the Tar Heels got within one with 49 seconds to play, but Miami scored the final three points to hang onto the win. Deja Kelly played all 40 minutes and led UNC with 19 points, including the 1,000th point of her career. The loss was the fourth in a row for the Tar Heels, who fell to 0-3 in ACC play. (They would knock off No. 4 Notre Dame in the following game and win the next eight in a row.)

- UNC won the last matchup in Chapel Hill, 85-38 on Feb. 6, 2022. The 47-point margin of victory was Carolina's largest in ACC play since the 2006-07 season. Deja Kelly scored a team-high 18 points, including four three-pointers in a row late in the second quarter.

UNC was 20-21 from the foul line and won the rebounding battle 53-34.

- North Carolina and Miami lead the ACC in defense, UNC giving up 59.1 points per game and UM allowing a league-low 57.9 ppg.

- In conference games only, the two top the list in field goal percentage defense, with Carolina leading the league at .368 and Miami second at .378. The two are also adjacent, yet at the bottom of the league standings, when it comes to free throw shooting: UNC is 14th at .659 and Miami is 15th at .618.

### Next up

After two at home, UNC plays its next two on the road. On Sunday, the Tar Heels travel to take on Virginia for the second time in 2024. Next Thursday, Carolina makes the short trip to Raleigh to face NC State for the first of this season's two matchups.

### ACC Action Notables

Seven games into the ACC schedule, Tar Heels have put up impressive numbers:

- Alyssa Ustby has grabbed at least nine rebounds in all but one ACC game (she had four at Georgia Tech) and is leading the league with 10.7 rebounds per game in conference play. On the season, she's averaging 9.5 per game, which ranks fourth in the ACC.

In ACC play, Ustby is eighth in blocks with 1.6 per game, following a



### Head-to-Head

(NCAA ranking in parentheses)



71.2 (98)	Scoring Av.	69.7 (114)
.424 (114)	FG %	.461 (30)
.291 (241)	3FG %	.340 (74)
.659 (292)	FT %	.618 (338)
40.7 (54)	RPG	38.1 (123)
13.3 (164)	APG	13.5 (160)
12.4 (14)	TPG	17.2 (239)
7.9 (172)	SPG	10.4 (46)
4.8 (26)	BPG	4.2 (54)
59.1 (67)	Scoring Def.	57.9 (54)
.366 (40)	FG% Defense	.367 (45)
.291 (104)	3FG% Defense	.314 (209)
5.2 (236)	3FG Per Game	4.8 (263)
+12.2 (58)	Scoring Margin	+11.8 (61)
+4.8 (76)	Reb. Margin	+4.2 (90)
1.07 (61)	Assist/TO Ratio	0.78 (202)
+4.4 (40)	TO Margin	+1.94 (118)
20	AP ranking	RV
21	Coaches' poll ranking	RV
29	NET ranking	41

### Series vs. Miami

#### UNC leads 15-13

1980-81	W	75	61	(N)
1983-84	W	77	64	(N)
1986-87	W	89	71	(A)
1987-88	L	69	75	(H)
1991-92	L	72	86	(A)
2004-05	W	83	52	(H)
	W	64	57	(N)
2005-06	W	90	57	(A)
2006-07	W	93	70	(H)
2007-08	W	79	61	(A)
2008-09	W	90	76	(H)
2009-10	L	69	80	(A)
2010-11	L	66	78	(H)
	W	83	57	(N)
2011-12	W	65	63	(H)
	L	37	61	(A)
2012-13	W	64	62	(A)
2013-14	L	80	83	(H)
2014-15	W	66	65	(A)
2015-16	L	61	76	(H)
2016-17	L	88	100	(A)
2017-18	L	72	92	(H)
2018-19	L	68	76	(A)
2019-20	W	78	58	(H)
2020-21	L	63	67	(A)
	L	59	69	(H)
2021-22	W	85	38	(H)
2022-23	L	58	62	(A)

### Trending

- UNC is **3-4 this season against ranked teams**. Carolina has losses to No. 1 South Carolina (H), No. 11 Kansas State (N), No. 12 UConn (N, trending H), and No. 21 FSU (A), and wins over No. 25 Syracuse (H), No. 16 Notre Dame (A) and No. 13 Louisville (H).

- UNC's 24-point margin of victory against Syracuse was the **team's largest against a ranked team** since the Tar Heels beat then No. 18-Syracuse by 24 in the 2020-21 season. The last time UNC had a larger margin against a ranked team was a 34-point win over UCLA in 2014-15.

- UNC shot 50 percent from the field against the Orange, marking the fourth time this season the Tar Heels have been at 50.0 or better from the floor. It was the **sixth game in a row that Carolina had shot 41 percent or better**, dating back to a 31.3 percent shooting night in the loss to No. 1 South Carolina. Carolina shot 38.7 at Notre Dame and 35.1 at FSU then has been at 45 percent or better for the past three.

- After one week out of the rankings, UNC climbed back in at No. 20 in the AP poll and No. 22 in the coaches' poll for the week of Jan. 8. The Tar Heels were the **only team in the country to beat two ranked teams** during the previous week. UNC is now No. 20 AP/No. 21 coaches.

- **Six players on the roster have at least one 20-point game** in a Carolina uniform. Deja Kelly has hit 20 points on 28 occasions (seven this season, including the past four games in a row), Alyssa Ustby seven (two this year), and Lexi Donarski and Maria Gakdeng two each. Paulina Paris and Kayla McPherson have reached 20 points once each, both during the 2022-23 season.

- UNC's **24 points off the bench** against Notre Dame marked the team's highest in ACC play, highest against a ranked team, and third highest of the season. The Tar Heel bench has outscored the opposing bench just six times this season, with three of those coming in ACC play (Syracuse, Notre Dame, FSU).

- For just the second time this season (Vermont was the other), UNC **trailed heading into the fourth quarter** and came back to win in the Jan. 7 game at Notre Dame. In Tallahassee on Jan. 11, the Tar Heels were down by 21 in the third quarter and battled back to within three with 1:41 to play but fell 70-62.

- UNC outrebounded Notre Dame 47-41 to **win the rebounding battle** for the first time in ACC play. The Tar Heels followed that up with a 48-47 advantage at FSU, a 44-39 advantage over UVA, a 32-30 margin over Georgia Tech and a 42-38 margin against Louisville. UNC holds a +3.6 rebounding advantage in ACC play, which ranks fourth in the league.

- The win over Louisville marked the first time in ACC play and the sixth time this season that four or more Tar Heels have scored in double figures (Deja Kelly 23, Lexi Donarski 13, Alyssa Ustby 10, Indya Nivar 10). Reniya Kelly finished with a career-best nine and Maria Gakdeng with eight.

### Stats Notes

- Deja Kelly leads the ACC and ranks third in the nation in free throw attempts with 130. She is 31-36 from the line over the last two games (7-8 vs UVA, 10-12 vs Ga Tech, 14-16 vs Louisville).

- Maria Gakdeng is shooting .655 from the field, a percentage that would comfortably lead the ACC if she had the required five makes per game to be ranked. (She has 4.1.)

- Against No. 25 Syracuse, Alyssa Ustby became the first player in Division I history to register 15 points, 15 rebounds and 10 assists against an AP-ranked opponent. (*ESPN Stats and Info*)

- Against Virginia, Deja Kelly became the first Tar Heel since at least 2009, the furthest back the stats track, with 25 points, 5 rebounds, 5 assists and only 1 turnover. (HerHoopStats)

### Milestone Watch

- Deja Kelly passed the 1,500 career points mark in the Dec. 19 win over Oklahoma, becoming the 25th Tar Heel to reach that milestone. She currently has 1,631 career points, 18th in program history.

- After Anya Poole played in her 100th career game on Jan. 14 vs. Virginia, the Tar Heels have four players on the roster with 100 or more





## NORTH CAROLINA NOTES

career-best seven against Louisville

- Lexi Donarski was 13-29 from three-point range through the first three games of the ACC season, including six in the ACC opener against Clemson. She's cooled off since then to go 5-20 in the last four games but is still shooting .367 from three in conference play, a percentage that ranks fourth in the league. Her 2.6 makes per game also ranks her fourth.

- Deja Kelly ranks seventh in the ACC in assist-turnover ratio at 1.8. Her 4.4 assists per game are eighth in the league. She matched her career high with eight assists against Clemson and handed out six against Louisville.

### Carolina's most recent action

**Jan. 21: No. 23 UNC 79, No. 13 Louisville 68**

CHAPEL HILL, N.C. – In front of a near-capacity Carmichael Arena crowd, the No. 23 North Carolina women's basketball team handed No. 13 Louisville its first Atlantic Coast Conference loss of the season Sunday afternoon, winning 79-68.

It marked the Tar Heels' third victory over a ranked team since the start of 2024 and gave the team its best ACC start – 6-1 – since 2013.

Senior Deja Kelly led the Tar Heel scoring with 23 points for her fourth consecutive game of 23 or more. She hit a career-high 14 free throws in 16 attempts and also handed out a game-high six assists. Graduate student Lexi Donarski scored UNC's first 10 points of the game – with five minutes to play in the first quarter it was Donarski 10, Louisville 9 – and finished with 13, including 3-7 shooting from three-point range.

Senior Alyssa Ustby scored 10 points and grabbed 12 rebounds to register her ninth double-double of the season and her fourth in seven ACC games. She also had a career-high seven blocks, more than double her previous best of three, to lead the Tar Heels to a season-best 11 as a team. Sophomore Indya Nivar came off the bench for 10 points.

The Tar Heels outrebounded Louisville 42-28, winning the battle of the boards for the fifth game in a row. After Ustby's 12, senior Anya Poole had eight, her high in ACC play, and junior Maria Gakdeng grabbed seven.

Carolina led by nine after the first quarter and shot 57.6 percent before halftime, its best in an ACC half this year, but still found itself tied up at the half, 36-36. The home team used an 11-0 run and outscored Louisville 24-13 in the third quarter to pull away. UNC shot 50.0 percent (7-14) and Kelly went 9-10 from the foul line in the period, and the Tar Heels led 60-49 heading into the fourth.

They were up by 12, 63-51, after a three by Reniya Kelly – assisted by Deja Kelly – with 7:44 to play, but the Cardinals continued to threaten. Louisville pulled within five, 66-61, on a Nyla Harris jumper with 3:41 remaining, but Nivar answered with a make on her only three-point attempt of the day to make the margin eight. Louisville cut it to six on three more occasions but never got closer.

Harris finished with 16 points for the Cardinals (16-3, 5-1). Oliva Cochran and Jayda Curry added 14 each.

The win is UNC's second in a row over Louisville in Chapel Hill, following a 66-65 victory in 2022 when the Cardinals were ranked No. 3.

The crowd was announced at 6,073, including more than 1,000 youngsters and their caregivers who participated in UNC's National Girls and Women in Sports Day celebration prior to the game, learning sports skills from members of UNC's 15 varsity women's teams.

### Spotlight Week for the Heels

After one week outside the top 25, UNC earned its way back in with two emphatic wins. On Jan. 4, the Tar Heels hosted No. 25 Syracuse – the team that moved into the poll when Carolina fell out – and earned a 24-point victory, 75-51. It was the team's first win of the season against a ranked team.

UNC followed that up with a 61-57 win at No. 16 Notre Dame on Jan. 7 in the team's first true road game of the season. The Tar Heels were the only team to beat two ranked teams during the week and returned to the polls at No. 20 in the AP poll and No. 22 in the coaches' poll. Carolina was honored as the National Team of the Week by both ESPN.com and the U.S. Basketball Writers Association.

- Against Syracuse, Alyssa Ustby added to the night's excitement by handing out a career-high 10 assists to go with 16 points and 16 rebounds, earning the program's first-ever triple-double.

### Welcome to the Family

In addition to the season-opening win, Nov. 8 was a big day because it marked the signing of two new Tar Heels, Blanca Thomas and Jordan Zubich. They'll arrive on campus next summer, ahead of the 2024-25 season.

"At the University of North Carolina, we want the most talented student-athletes who can make an immediate impact and whose best basketball is still ahead of them," coach Courtney Banghart said. "We recruit great teammates and great people. We want people that want to wear the Carolina uniform and to help us do something special together."

"As a staff, we aim for players that fit our programmatic needs at the right time. Blanca and Jordan are a home run for all the right reasons. I clearly want to recognize my current players who have attracted such high-quality players, people, and families, and we all can't wait to have both Blanca and Jordan here."

Thomas is from Charlotte, N.C., and attends Charlotte Catholic High School. A 6-5 post, she has led her team to the state's final four in each of the past two seasons after reaching the state quarterfinals in 2021. She was a first-team All-State pick as a junior after earning second-team honors in her freshman and

## National Polls

### Associated Press Poll (Jan. 22)

Team	Points	Prev.
1. South Carolina	875 (35)	1
2. UCLA	833	5
3. Colorado	763	3
4. Kansas State	753	7
5. Iowa	729	2
6. Stanford	695	8
7. NC State	646	4
8. UConn	635	9
9. LSU	575	10
10. Texas	553	11
11. Southern Cal	515	6
12. Ohio State	493	18
13. Baylor	480	12
14. Indiana	396	16
15. Notre Dame	331	19
16. Utah	328	20
17. Gonzaga	320	17
18. Louisville	315	13
19. Virginia Tech	272	14
20. North Carolina	243	23
21. Creighton	169	21
22. Syracuse	131	NR
23. FSU	104	15
24. West Virginia	78	NR
25. Oregon State	43	NR

### USA Today/WBCA Coaches Poll (Jan. 23)

Team	Points	Prev.
1. South Carolina	800 (32)	1
2. Kansas State	724	7
3. Colorado	678	3
4. UCLA	673	5
5. Stanford	657	8
6. Iowa	657	2
7. NC State	560	5
8. UConn	556	10
9. LSU	551	9
10. Southern Cal	553	4
11. Texas	497	11
12. Ohio State	464	15
13. Indiana	393	16
14. Utah	379	20
15. Baylor	339	13
16. Louisville	322	12
17. Gonzaga	309	17
18. Notre Dame	296	19
19. Virginia Tech	233	14
20. Creighton	184	21
21. North Carolina	171	24
22. Syracuse	145	25
23. West Virginia	76	NR
24. FSU	59	18
25. Oregon State	36	NR

### UNC in the Polls

Week	AP	Coaches
Preseason	16	17
11/13	17	16
11/20	18	17
11/27	24	24
12/4	24	24
12/11	25	25
12/18	24	25
12/25	24	RV
1/1	RV	RV
1/8	20	22
1/15	23	24
1/22	20	21





## Statistical Rankings

Through games of 1/23

UNC Team	NCAA	ACC
Scoring offense – 71.2 ppg.....	98	10
Scoring defense – 59.1 ppg .....	67	2
Scoring margin – +12.2 .....	58	6
Rebounds per game – 40.7 .....	54	6
Rebounding margin – +4.8 .....	76	7
Assist-turnover ratio – 1.07 .....	61	7
Assists per game – 13.3 .....	164	14
Turnover margin – +4.37 .....	40	4
Turnovers per game – 12.4 .....	14	2
Blocks per game – 4.8 .....	26	5
Steals per game – 7.9 .....	172	9
FG percentage – 42.4 .....	114	12
3FG percentage – 29.1 .....	241	12
FT percentage – 65.9 .....	292	14
FG percentage defense – 36.6 .....	40	3
3FG percentage defense – 29.1 .....	104	4
Offensive reb per game – 12.8 .....	92	7
Defensive reb per game – 27.9 .....	52	7
3 PT FG per game – 5.2 .....	236	12

### UNC Individuals

#### NCAA Top 100

**Blocks:** Gakdeng, 78th (26, 7th in ACC); Ustby, 78th (26, 7th in ACC)

**Blocks per game:** Gakdeng, 99th (1.37, 9th in ACC); Ustby, 99th (1.37, 9th in ACC)

**Double-doubles:** Ustby, 21st (9, 3rd in ACC)

**FG attempts:** Deja Kelly, 35th (279, 5th in ACC)

**Free throw attempts:** Deja Kelly, 3rd (130, 1st in ACC)

**Free throws:** Deja Kelly, 21st (87, 2nd in ACC)

**Points:** Deja Kelly, 76th (312, 8th in ACC)

**Points per game:** Deja Kelly, 97th (16.4, 7th in ACC)

**Rebounds:** Ustby, 28th (180, 4th in ACC)

**Rebounds per game:** Ustby, 39th (9.5, 4th in ACC)

**Three-point attempts:** Donarski, 40th (124, 3rd in ACC)

**Three-pointers:** Donarski, 47th (45, 2nd in ACC)

**Three-pointers per game:** Donarski, 70th (2.37, 3rd in ACC)

**Triple-doubles:** Ustby, 16th (1, 1st in ACC)

#### ACC Top 15

**Scoring:** 7. Kelly (16.4)

**Rebounding:** 4. Ustby (9.5)

**FG Percentage:** 8. Ustby (.488)

**3FG Per Game:** 4. Donarski (2.4)

**3FG Percentage:** --

**FT Percentage:** --

**Assists:** --

**Assist-TOV Ratio:** 14. Kelly (1.4)

**Blocks:** T9. Gakdeng (1.4), Ustby (1.4)

**Steals:** 9. Ustby (1.8)

**Minutes:** 5. Kelly (33.7), 7. Donarski (33.3), 11. Ustby (32.2)

## Active Career Leaders

### Rank among all current players in NCAA DI

**Points:**

54. Kelly (1,631)

84. Donarski (1,446)

149. Ustby (1,258)

**FG percentage:**

14. Gakdeng (59.5)

**Rebounds**

39. Ustby (825)

**Blocks per game**

19. Gakdeng (1.85)

**FG attempts**

33. Kelly (1,484)

**3FG attempts**

32. Donarski (663)

**FT made**

16. Kelly (425)

**FT attempts**

15. Kelly (559)

**Double-doubles**

21. Ustby (31)

sophomore years. The Charlotte Observer named her its Defensive Player of the Year in 2023.

Zubich is from Mountain Iron, Minn., and attends Mountain Iron-Buhl High School. A 5-11 shooting guard, she helped her team to a state championship in 2023 and has earned all-state honors in each of the past two seasons. A two-year team captain, she has already scored more than 2,000 points in her high school career.

She plays for Minnesota Fury, the same club for which current UNC senior Alyssa Ustby played.

- Both Thomas and Zubich were nominees for the 2024 McDonald's All-American Game.
- Zubich recently passed 3,000 points for her career.

## Hull, Toomey to Sit This Season

Coach Courtney Banghart announced on Oct. 10 that two freshmen, Laila Hull and Ciera Toomey, will redshirt in 2023-24 while continuing to rehab injuries from high school. Both players underwent surgery over the summer as part of their continued rehabilitation, and by taking a redshirt year, each will retain four full years of playing time.

"When any player that you are excited to coach redshirts, there is obviously an element of disappointment as their process is a bit delayed," Banghart said. "But this decision also means that they get a year to rehab, build strength, and better prepare for the collegiate game, so in many ways it's a win. I've already been really inspired by the work ethic and dedication of both Ciera and Laila and am thrilled with their decision to get four full years with us on the court. I know we will continue to get their best as they work hard to return even stronger."

Hull, a wing from Zionsville, Ind., was Indiana's Miss Basketball and Gatorade Player of the Year in 2023. She averaged 22.4 points per game as a senior and finished her high school career as Zionsville High's all-time scoring leader.

Toomey, a forward from Dunmore, Pa., was named Pennsylvania's Miss Basketball as a senior, when she helped Dunmore to the 2023 state title. She was ranked as high as No. 3 among the players in this year's freshman class.

## Season Ends for McPherson

UNC announced on Jan. 6 that redshirt sophomore guard Kayla McPherson will miss the rest of the season after sustaining a knee injury requiring surgery. McPherson appeared in seven games this season, starting three.

"I continue to be amazed and inspired by Kayla's resilience," UNC coach Courtney Banghart said. "We are all heartbroken on her behalf as she faces more time away from playing the game she loves and excels at, but her mindset remains so positive. While she attacks this setback, she is determined to impact our team in every way she can. We're a better team with Kayla, even when she is on the sidelines. Our entire program is behind her as she faces this new challenge."

McPherson sat out the 2021-22 season, her first in Chapel Hill, while continuing to rehabilitate a high school knee injury. She made her collegiate debut midway through the 2022-23 season, playing in 13 games and earning ACC Freshman of the Week honors.

After dealing with a knee issue in the preseason, she sat out the season-opener against Gardner-Webb then returned to the court against Davidson on Nov. 12. She played in the next seven games before being sidelined again.

"While I'm devastated to miss the rest of the season, I know that I can play an important role on the team even when I'm not in uniform," McPherson said. "I'll be cheering for my teammates from the bench and continuing to work hard to get back on the court. I want to thank our sports medicine team, our coaching staff, my teammates, my family and all of our fans for their support."





## 2023-24 Awards and Honors

### Deja Kelly

- Preseason All-ACC
- Nancy Lieberman Award Watch List
- Naismith Trophy Watch List
- Wooden Award Watch List
- ESPN.com Top 25 Players List
- USBWA National Player of the Week (1 of 5), Jan. 23

### Alyssa Ustby

- Preseason All-ACC
- Cheryl Miller Award Top 10 List
- Naismith Trophy Watch List
- Wooden Award Watch List
- USBWA National Player of the Week (1 of 5), Jan. 3

### Lexi Donarski

- ACC Newcomer Watch List

### Maria Gakdeng

- Lisa Leslie Award Watch List

### Team

- ESPN Team of the Week, Jan. 8
- USBWA Team of the Week, Jan. 9

## Top 25 Career Scoring

1. Ivory Latta (2004-07)..... 2,285
2. Tracy Reid (1995-98) ..... 2,200
3. Tonya Sampson (1991-94)..... 2,143
4. Charlotte Smith (1992-95)..... 2,094
5. Pam Leake (1983-86) ..... 2,001
6. Tresa Brown (1981-84) ..... 1,931
7. Erlana Larkins (2005-08)..... 1,927
8. Nikki Teasley (1998-00, 2002)..... 1,822
9. Kathy Crawford (1980-83)..... 1,806
10. Chanel Wright (1996-99)..... 1,805
11. LaQuanda Barksdale (1998-01)..... 1,787
12. Dawn Royster (1984-87) ..... 1,778
13. Camille Little (2004-07)..... 1,773
14. Janelle Bailey (2018-21) ..... 1,724
15. Marion Jones (1994-95, 1997)..... 1,716
16. Italee Lucas (2008-11) ..... 1,703
17. Coretta Brown (2000-03)..... 1,687
18. **Deja Kelly (2021-Present) ..... 1,631**
19. Rashanda McCants (2006-09)..... 1,609
20. Bernadette McGlade (1977-80)..... 1,604
21. Jamie Cherry (2015-18) ..... 1,600
22. Stephanie Watts (2016-19, 2021) ..... 1,595
23. Cetera DeGraffenreid (2008-11)..... 1,562
24. Kathy Wilson (1985-88)..... 1,551
25. Jessica Breland (2007-09, 2011) ..... 1,535

**Lexi Donarski (1,251 at Iowa St)..... 1,446**  
**Alyssa Ustby (2021-Present) ..... 1,258**

## Carolina Women's Basketball

### NCAA Championship

1994

### NCAA Final Four Appearances

1994 • 2006 • 2007

### NCAA Appearances (30)

1983 • 1984 • 1985 • 1986 • 1987 • 1992 • 1993 • 1994 • 1995 • 1997 1998 • 1999

2000 • 2002 • 2003 • 2004 • 2005 • 2006 • 2007 • 2008 • 2009 • 2010 • 2011

2013 • 2014 • 2015 • 2019 • 2021 • 2022 • 2023

### ACC Tournament Championships (9)

1984 • 1994 • 1995 • 1997 • 1998 • 2005 • 2006 • 2007 • 2008





## Story Lines

- The Tar Heels return three starters, five of their top seven scorers, and seven letterwinners from last season's squad. They add eight newcomers, the most of any season during fifth-year coach Courtney Banghart's tenure in Chapel Hill.
- Of the newcomers, five are freshmen and three are transfers – Lexi Donarski (Iowa State), Maria Gakdeng (Boston College) and Indya Nivar (Stanford).
- With eight new faces on the roster, offseason bonding was particularly important. The Tar Heels held a team pickleball tournament, played wiffleball and water polo as part of their conditioning, tried axe throwing, and went whitewater rafting during a day trip to the U.S. National Whitewater Center in Charlotte.
- Over the summer, the entire team and staff read "The Energy Bus," by Jon Gordon. The book emphasizes the importance and impact of a positive attitude in team dynamics.
- Deja Kelly spent part of her summer with Team USA as part of the squad that won silver at the FIBA Women's AmeriCup in Mexico in July. She also interned with SLAM magazine. She is now producing a podcast, *NILOSophy*.
- Alyssa Ustby was selected to serve as the ACC's representative to the NCAA DI Women's Basketball Student-Athlete Engagement Group for 2023-24. She is part of UNC's Student-Athlete Advisory Council (SAAC), in addition to serving as a team captain, along with Deja Kelly.
- In July, coach Courtney Banghart started a two-year term as president of

the Women's Basketball Coaches Association (WBCA).

- This year, UNC will celebrate the 30th anniversary of its 1994 NCAA title. The team will be recognized at the home game against Virginia on January 14th.
- Deja Kelly, UNC's No. 25, was named one of the top 25 players in the nation by ESPN.com during the preseason.
- Deja Kelly and Alyssa Ustby were both named to the Naismith Trophy Watch List and the John R. Wooden Award Watch List.
- Three Tar Heels were included on the watch lists for their respective positional awards: Deja Kelly for the Nancy Lieberman Point Guard of the Year Award, Alyssa Ustby for the Cheryl Miller Small Forward of the Year Award and Maria Gakdeng for the Lisa Leslie Center of the Year Award.
- Freshman Reniya Kelly had her No. 10 jersey retired by Hoover High School over the holiday break. Kelly was part of four state championship teams at Hoover and was MVP of three of those championships. As a senior in 2023, she was Alabama's Miss Basketball and Gatorade Player of the Year.

## By the Numbers: Why the Tar Heels wear the jersey numbers they do

### #0: ALEXANDRA ZELAYA

Zelaya wore No. 3 in middle and high school, but it wasn't available at UNC. Within the family, her older sister (Adriana) had claimed No. 1 and her younger sister (Avalyn) had No. 5. "I brought up zero and at first my family didn't really like it – you think, 'Is zero even a number?'" she said. "It's just really different. And I want to be different so that kind of highlighted everything I wanted it to be. So I picked zero and it's really grown on me."

### #1: ALYSSA USTBY

Ustby wore No. 21 in high school but it was already taken at UNC so she picked No. 1. It had extra significance because it had recently been vacated by Taylor Koenen, a 2020 graduate who, like Ustby, is from Minnesota. "I'm keeping the Minnesota legacy going," Ustby said.

### #2: PAULINA PARIS

Paris wore No. 23 growing up but it's retired at UNC – for Charlotte Smith, who hit the three-pointer to win the 1994 NCAA Championship – so she went with the first digit and decided to wear No. 2. (She writes "23" on her shoes to keep that number as part of her uniform.)

### #4: LAIHA HULL

Has worn 4 throughout her basketball career (since age 7) and says it's her favorite number.

### #5: MARIA GAKDENG

Wore 5 throughout middle school and high school and also through her two years at Boston College. She says it represents stability to her, even through a lot of change.

### #10: RENIYA KELLY

Wears 10 because her birthday is in October, the 10th month.

### #11: KAYLA MCPHERSON

Switched to back to 11, the number she wore throughout high school, this season after two years of wearing 14. (The number was worn by Ariel Young when McPherson arrived at UNC.)

### #13: TEONNI KEY

Key has worn No. 13 since she started playing basketball and says it's her favorite number.

### #15: SYDNEY BARKER

Is repping a new number this year because none of the others she'd worn were available.

### #20: LEXI DONARSKI

She's always worn 21 but since it wasn't available she went with 20 as a fresh start in a new place.

### #21: CIERA TOOMEY

The number was passed down to her from a family friend at the beginning of high school and she's worn it ever since.

### #22: RYLEE GRAYS

Her father wore 23 in college and her mother wore 21, so she picked the number in between. Also, she's the second child in her family and the second girl.

### #24: INDYA NIVAR

Chose it as a new number because her traditional number, 12, is retired at UNC for Ivory Latta.

### #25: DEJA KELLY

Kelly wears the number in honor of her father, Darren, who played at the University of Texas and overseas. "Growing up watching him play inspired me," she said. "I decided to pick his number at a young age and it stuck."

### #31: ANYA POOLE

The number was handed to her as a seventh grader and she's stuck with it ever since.





# COURTNEY BANGHART

**Head Coach • Fifth season at UNC, 17th season as a head coach**



The 2023-24 season is the fifth at UNC for head coach Courtney Banghart, who has transformed the Tar Heel roster and led the team to NCAA Tournament appearances in each of the past three seasons and a Sweet 16 spot in 2022.

Banghart was announced on April 30, 2019 as North Carolina's head coach, the first new face in the position since 1986. She came to Chapel Hill after 12 years as the head coach at Princeton, where her teams won seven Ivy League crowns and made eight NCAA Tournament appearances. (Before her arrival, Princeton hadn't reached the tournament even once.)

A New Hampshire native, Banghart was a three-year starter at Dartmouth, where she twice earned All-Ivy honors. She still holds the Ivy League record for career three-pointers (273) and as a senior competed in the three-point shooting contest at Butler's Hinkle Fieldhouse during the men's Final Four in Indianapolis.

Including a WNIT appearance at Princeton, Banghart has led her teams to 12 postseason appearances in 16 seasons as a head coach.

## Banghart Year-By-Year

Princeton	
2007-08	7-23
2008-09	14-14
2009-10	26-3
2010-11	24-5
2011-12	24-5
2012-13	22-7
2013-14	21-9
2014-15	31-1
2015-16	23-6
2016-17	16-14
2017-18	24-6
2018-19	22-10
<b>Total</b>	<b>254-103</b>

UNC	
2019-20	16-14 (7-11 ACC)
2020-21	13-11 (8-9 ACC)
2021-22	25-7 (13-5 ACC)
2022-23	22-11 (11-7 ACC)
2023-24	14-5 (6-1 ACC)
<b>Total</b>	<b>90-48 (45-33 ACC)</b>

**Career 344-151**

### More on Banghart:

- In July she began a two-year term as president of the Women's Basketball Coaches Association (WBCA).
- She was the 2015 Naismith National Coach of the Year and is the only current ACC coach to have won that honor.
- A player she coached was picked in the top 10 in back-to-back WNBA Drafts (Stephanie Watts from UNC 10th in 2021, Bella Alarie from Princeton 5th in 2020)
- In 2015 she was named to Fortune's list of the World's 50 Greatest Leaders. Also on the list that year: Pope Francis, Bill and Melinda Gates, Chief Justice John Roberts Jr., LeBron James, Elon Musk and Taylor Swift.
- She holds a bachelor's degree in neuroscience and a master's degree in writing and leadership, both from Dartmouth. Her graduate thesis was on sport leadership.
- She hitchhiked through Alaska after college (after ditching the outdoor leadership course in which she was enrolled) and has bungeed off a jump in Switzerland that was then the highest in the world.
- Right around the time she got the Princeton job, she and her brother were finalists to appear on "The Amazing Race."
- A four-time soccer state champion in high school, she planned to play that sport at Dartmouth until a coaching change made her rethink her path and talk the women's basketball coach into giving her a spot. (She also won two high school state titles in basketball and three in tennis.)
- She's a mom to three kids under the age of 10.

## Fast Facts

### Carolina Women's Basketball

<b>Head Coach</b> .....	Courtney Banghart (5th season at UNC)
<b>Record at UNC</b> .....	90-48 (45-33 ACC), fifth season
<b>Career record</b> .....	344-151, 17th season
<b>Assistant Coach/Recruiting Coordinator</b> .....	Itoro Coleman
<b>Assistant Coach</b> .....	Joanne Aluka-White
<b>Assistant Coach</b> .....	Adrian Walters
<b>Director of Scouting and Video Operations/Asst Coach</b> .....	Daniel Metzfeldt
<b>Dir. of Player Personnel, Devel, Recruiting Ops/Asst. Coach</b> .....	Sean Sullivan
<b>Asst. to the AD/Director of Operations</b> .....	Jessika Carrington
<b>General Manager/Special Assistant to the Head Coach</b> .....	Liz Roberts
<b>Home Facility</b> .....	Carmichael Arena (Cap. 6,319)

### Carolina Program History

<b>First season as a varsity program</b> .....	1974-75
<b>All-time overall record</b> .....	1,059-504
<b>All-time ACC record</b> .....	412-279
<b>ACC Championships</b> .....	Nine (most among conference teams)
.....	1984, 1994, 1995, 1997, 1998, 2005, 2006, 2007, 2008
<b>ACC Tournament record</b> .....	64-36
<b>NCAA Tournament appearances</b> .....	30 (most in the ACC)
<b>All-time NCAA Tournament record</b> .....	50-29
<b>NCAA Championships</b> .....	One (1994)
<b>Most recent NCAA Tournament appearance</b> .....	2023

### Team Information

<b>2023-24 record</b> .....	14-5 (6-1 ACC)
<b>2022-23 record</b> .....	22-11 (11-7 ACC)
<b>2023 ACC Tournament</b> .....	Quarterfinals
.....	W 68-58 vs. #10 Clemson in 2nd round; L 44-40 to #2 Duke in quarterfinals
<b>2023 NCAA Tournament</b> .....	No. 6 seed in the Seattle 3 Region, 2nd round
.....	1st round: W 61-59 vs. 11th-seeded St. John's (Columbus, Ohio)
.....	2nd round: L 71-69 at 3rd-seeded Ohio State

### Roster Breakdown

<b>Starters returning (2022-23 averages)</b> .....	Three
Deja Kelly (Sr., G, 16.5 ppg, 3.9 rpg – 32 GP/32 GS)	
Alyssa Ustby (Sr., G/F, 13.2 ppg, 8.3 rpg – 28 GP/28 GS)	
Anyia Poole (Sr., F, 5.0 ppg, 5.9 rpg – 32 GP/31 GS)	

### Letterwinners returning

.....	Seven
Deja Kelly (Sr., G, 16.5 ppg, 3.9 rpg – 32 GP)	
Alyssa Ustby (Sr., G/F, 13.2 ppg, 8.3 rpg – 28 GP)	
Kayla McPherson (RS So., G, 6.8 ppg, 2.5 rpg – 13 GP)	
Paulina Paris (So., G, 6.3 ppg, 1.8 rpg – 33 GP)	
Anyia Poole (Sr., F, 5.0 ppg, 5.9 rpg – 32 GP)	
Teonni Key (RS So., F, 2.4 ppg, 2.4 rpg – 28 GP)	
Alexandra Zelaya (Sr., F, 1.4 ppg, 1.3 rpg – 26 GP)	

### Newcomers

.....	Eight
Sydney Barker (Fr., 5-7, Durham, N.C./Jordan HS)	
Lexi Donarski (Gr., 6-0, La Crosse, Wis./Aquinas HS/Iowa State)	
Maria Gakdeng (Jr., 6-3, Lanham, Md./New Hope Acad./Boston College)	
RyLee Grays (Fr., 6-3, Pearland, Texas/Pearland HS)	
Laila Hull (Fr., 6-1, Zionsville, Ind./Zionsville HS)	
Reniya Kelly (Fr., 5-7, Hoover, Ala./Hoover HS)	
Indya Nivar (So., 5-10, Apex, N.C./Apex Friendship HS/Stanford)	
Ciera Toomey (Fr., 6-4, Dunmore, Pa./Dunmore HS)	

### Starters lost

.....	Two
Kennedy Todd-Williams (Transfer, 13.4 ppg, 5.4 rpg – 33 GP/33 GS)	
Eva Hodgson (Graduate, 9.2 ppg, 2.0 rpg – 25 GP/25 GS)	

### Letterwinners lost

.....	Five
Eva Hodgson (Graduate, 9.2 ppg, 2.0 rpg – 25 GP)	
Kennedy Todd-Williams (Transfer, 13.4 ppg, 5.4 rpg – 33 GP)	
Destiny Adams (Transfer, 4.1 ppg, 3.8 rpg – 33 GP)	
Malu Tshitenge (Graduate, 0.9 ppg, 1.3 rpg – 15 GP)	
Ariel Young (Graduate, 0.0 ppg, 0.3 rpg – 3 GP)	





## 2023-24 NORTH CAROLINA ROSTER

#	Player	Yr.	Pos.	Ht.	Hometown (High School/Previous College)
0	Alexandra Zelaya	Sr.	F	6-4	Goodyear, Ariz. (Millennium)
1	Alyssa Ustby	Sr.	G/F	6-1	Rochester, Minn. (Lourdes)
2	Paulina Paris	So.	G	5-9	Congers, N.Y. (Saddle River Day School)
4	Laila Hull	Fr.	G	6-1	Zionsville, Ind. (Zionsville)
5	Maria Gakdeng	Jr.	F/C	6-3	Lanham, Md. (New Hope Academy/Boston College)
10	Reniya Kelly	Fr.	G	5-7	Hoover, Ala. (Hoover)
11	Kayla McPherson	RS So.	G	5-8	Hull, Ga. (Madison County)
13	Teonni Key	RS So.	G/F	6-4	Cary, N.C. (Cary)
15	Sydney Barker	Fr.	G	5-7	Durham, N.C. (Jordan)
20	Lexi Donarski	Gr.	G	6-0	La Crosse, Wis. (Aquinas/Iowa State)
21	Ciera Toomey	Fr.	F	6-4	Dunmore, Pa. (Dunmore)
22	RyLee Grays	Fr.	F	6-3	Pearland, Texas (Pearland)
24	Indya Nivar	So.	G	5-10	Apex, N.C. (Apex Friendship/Stanford)
25	Deja Kelly	Sr.	G	5-8	San Antonio, Texas (Duncanville)
31	Anya Poole	Sr.	F	6-2	Raleigh, N.C. (Southeast Raleigh)

### Staff

**Head Coach:** Courtney Banghart

**Assistant Coaches:** Joanne Aluka-White, Ito Coleman, Adrian Walters

**Director of Scouting and Video Operations/Assistant Coach:** Daniel Metzfeld

**Director of Player Personnel, Development and Recruiting Operations/Assistant Coach:** Sean Sullivan

**Director of Operations:** Jessika Carrington

**General Manager/Special Assistant to the Head Coach:** Liz Roberts

### By Class

<b>Graduate Student</b>	<b>Sophomores</b>
Donarski	Key (RS)
	McPherson (RS)
<b>Seniors</b>	Nivar
D. Kelly	Paris
Poole	
Ustby	<b>Freshmen</b>
Zelaya	Barker
	Grays
<b>Junior</b>	Hull
Gakdeng	R. Kelly
	Toomey

### Alphabetically

15	Sydney Barker
20	Lexi Donarski
5	Maria Gakdeng
22	RyLee Grays
4	Laila Hull
25	Deja Kelly
10	Reniya Kelly
13	Teonni Key
11	Kayla McPherson
24	Indya Nivar
2	Paulina Paris
14	Anya Poole
21	Ciera Toomey
1	Alyssa Ustby
0	Alexandra Zelaya

### Pronunciations

Joanne Aluka-White: uh-LEW-kah

Courtney Banghart: BANG-hart

Ito Coleman: ih-TORE-uh

Maria Gakdeng: GOCK-deng

Laila Hull: LAY-luh

Deja Kelly: DAY-zhuh

Reniya Kelly: ruh-NIE-uh

Teonni Key: tee-AHN-ee

Kayla McPherson: mic-FEAR-son

Indya Nivar: IN-dee-uh (like "India")

nuh-VAR

Anya Poole: AHN-yuh

Ciera Toomey: see-AIR-uh TOO-mee

Alyssa Ustby: US-bee

Alexandra Zelaya: zeh-LIE-uh






## 2023-24 PHOTO ROSTER



**#0 Alexandra Zelaya**  
(zeh-LIE-uh)  
Sr. • F • 6-4  
Goodyear, Ariz. (Millennium HS)  
@alizelaya3




**#1 Alyssa Ustby**  
(US-bee)  
Sr. • G/F • 6-1  
Rochester, Minn. (Lourdes HS)  
(school is LOO-erd)  
@alyssa\_ustby



**#2 Paulina Paris**  
So. • G • 5-9  
Congers, N.Y. (Saddle River Day School)  
(Hometown is CON-gers, with a  
hard "g")  
@paulinaaparis



**#4 Laila Hull**  
(LAY-luh)  
Fr. • G • 6-1  
Zionsville, Ind. (Zionsville HS)  
@laila.hull




**#5 Maria Gakdeng**  
(GOK-deng)  
Jr. • F/C • 6-3  
Lanham, Md.  
(New Hope Acad./Boston College)  
@mariaa.torosa



**#10 Reniya Kelly**  
(ruh-NIE-uh)  
Fr. • G • 5-7  
Hoover, Ala. (Hoover HS)  
@reniyak...



**#11 Kayla McPherson**  
(mick-PEAR-son)  
HS Soph. • G • 5-8  
Hull, Ga. (Madison County HS)  
@kaylmcpherson11



**#13 Teonni Key**  
(tee-AH-nee)  
HS Soph. • G/F • 6-4  
Cary, N.C. (Cary HS)  
@teonnikkey



**#15 Sydney Barker**  
Fr. • G • 5-7  
Durham, N.C. (Jordan HS)  
@sydney.barker



**#20 Lexi Donarski**  
(don-AR-skee)  
Gr. • G • 6-0  
La Crosse, Wis.  
(Aquinas HS / Iowa State)  
@loxidonarski



**#21 Ciera Toomey**  
(see-AIR-uh)  
Fr. • F • 6-4  
Dunmore, Pa. (Dunmore HS)  
@ciera.toomey



**#22 RyLee Grays**  
Fr. • F • 6-3  
Pearland, Texas (Pearland HS)  
@rylee\_grays22



**#24 Indya Nivar**  
(IN-dee-uh nuh-VAR)  
So. • G • 5-10  
Apex, N.C.  
(Apex Friendship HS/Stanford)  
@indy12



**#25 Deja Kelly**  
(DAY-zhuh)  
Sr. • G • 5-8  
San Antonio, Texas (Duncanville HS)  
@dejakelly



**#31 Anya Poole**  
(AHN-yuh)  
Sr. • F • 6-2  
Raleigh, N.C. (Southeast Raleigh HS)  
@anyapooler





## Game-By-Game Numbers

Game	Q1/Q2/Q3/Q4/OT	H1/H2	FGM-A-%	3FGM-A-%	FTM-A-%	Reb (O/D)	PF-DQ	Ast.	TO	ST	BLK	Largest Lead
<b>UNC-102</b>	<b>24/21/40/17</b>	<b>45/57</b>	<b>37-87-42.5</b>	<b>10-37-27.0</b>	<b>8-25-72.0</b>	<b>52 (27/25)</b>	<b>15-0</b>	<b>22</b>	<b>10</b>	<b>15</b>	<b>5</b>	<b>53</b>
GW-49	12/14/11/12	26/23	15-50-30.0	5-22-22.7	14-14-100.0	33 (9/24)	22-1	6	33	2	2	--
<b>UNC-74</b>	<b>23/11/24/16</b>	<b>34/40</b>	<b>26-53-49.1</b>	<b>5-11-45.5</b>	<b>17-26-65.4</b>	<b>34 (10/24)</b>	<b>14-0</b>	<b>13</b>	<b>11</b>	<b>5</b>	<b>6</b>	<b>13</b>
DAV-70	13/13/23/21	26/44	24-61-39.3	10-28-35.7	12-15-80.0	34 (14/20)	22-2	16	12	5	4	2
<b>UNC-62</b>	<b>15/17/22/8</b>	<b>32/30</b>	<b>18-55-32.7</b>	<b>7-22-31.8</b>	<b>19-26-73.1</b>	<b>33 (13/20)</b>	<b>15-0</b>	<b>14</b>	<b>9</b>	<b>11</b>	<b>3</b>	<b>36</b>
Hamp-32	6/7/8/11	13/19	13-40-32.5	2-10-20.0	4-9-44.4	34 (10/24)	23-0	8	29	2	2	2
<b>UNC-68</b>	<b>18/18/20/12</b>	<b>36/32</b>	<b>27-67-40.3</b>	<b>6-23-26.1</b>	<b>8-11-72.7</b>	<b>40 (12/28)</b>	<b>16-0</b>	<b>14</b>	<b>11</b>	<b>11</b>	<b>5</b>	<b>29</b>
Elon-39	15/8/11/5	23/16	14-46-30.4	1-14-7.1	10-17-58.8	35 (6/29)	14-1	7	21	7	2	--
<b>UNC-54</b>	<b>8/9/13/24</b>	<b>17/37</b>	<b>20-61-32.8</b>	<b>2-16-12.5</b>	<b>12-26-46.2</b>	<b>46 (13/33)</b>	<b>14-0</b>	<b>3</b>	<b>9</b>	<b>7</b>	<b>4</b>	<b>3</b>
VER-51	13/15/11/12	28/23	19-57-33.3	6-24-25.0	7-9-77.8	39 (5/34)	26-1	12	13	4	0	13
<b>UNC-56</b>	<b>8/14/18/16</b>	<b>22/34</b>	<b>23-62-37.1</b>	<b>2-20-10.0</b>	<b>8-13-61.5</b>	<b>25 (6/19)</b>	<b>22-1</b>	<b>4</b>	<b>11</b>	<b>13</b>	<b>1</b>	<b>2</b>
KSU-63	16/16/13/18	32/31	20-46-43.5	5-17-29.4	18-24-75.0	46 (11/35)	17-0	12	21	2	4	14
<b>UNC-64</b>	<b>18/15/17/14</b>	<b>33/31</b>	<b>21-41-51.2</b>	<b>2-5-40.0</b>	<b>20-29-69.0</b>	<b>27 (7/20)</b>	<b>16-0</b>	<b>8</b>	<b>15</b>	<b>7</b>	<b>4</b>	<b>7</b>
FGCU-65	23/8/21/13	31/34	22-47-46.8	11-27-40.7	10-13-76.9	21 (5/16)	25-1	11	17	7	0	8
<b>UNC-58</b>	<b>19/10/12/17</b>	<b>29/29</b>	<b>21-67-31.3</b>	<b>4-21-19.0</b>	<b>12-17-70.6</b>	<b>45 (15/30)</b>	<b>25-1</b>	<b>12</b>	<b>14</b>	<b>5</b>	<b>7</b>	<b>11</b>
USC-65	10/16/21/18	26/39	22-56-39.3	6-11-54.5	15-22-68.2	39 (6/33)	20-1	8	13	6	7	8
<b>UNC-81</b>	<b>22/14/25/20</b>	<b>36/45</b>	<b>33-64-51.6</b>	<b>8-18-44.4</b>	<b>7-9-77.8</b>	<b>38 (10/28)</b>	<b>8-0</b>	<b>20</b>	<b>13</b>	<b>6</b>	<b>5</b>	<b>16</b>
UNCG-66	9/25/22/10	34/32	25-65-38.5	8-15-50.3	8-9-88.9	34 (12/22)	12-0	14	12	8	3	--
<b>UNC-64</b>	<b>10/26/13/15</b>	<b>36/28</b>	<b>28-68-41.2</b>	<b>3-10-30.0</b>	<b>5-10-50.0</b>	<b>43 (19/24)</b>	<b>15-1</b>	<b>14</b>	<b>19</b>	<b>8</b>	<b>3</b>	<b>4</b>
UConn-76	19/17/29/11	36/40	30-65-46.2	8-17-47.1	8-13-61.5	33 (11/22)	14-0	20	17	10	6	18
<b>UNC-96</b>	<b>26/19/23/28</b>	<b>45/51</b>	<b>40-77-51.9</b>	<b>6-20-30.0</b>	<b>10-15-66.7</b>	<b>50 (19/31)</b>	<b>4-0</b>	<b>24</b>	<b>6</b>	<b>16</b>	<b>7</b>	<b>64</b>
WCU-36	6/15/6/9	21/15	16-51-31.4	3-16-18.8	1-1-1.000	24 (4/20)	11-0	8	24	1	3	--
<b>UNC-96</b>	<b>26/19/23/28</b>	<b>45/51</b>	<b>40-77-51.9</b>	<b>6-20-30.0</b>	<b>10-15-66.7</b>	<b>50 (19/31)</b>	<b>4-0</b>	<b>24</b>	<b>6</b>	<b>16</b>	<b>7</b>	<b>64</b>
WCU-36	6/15/6/9	21/15	16-51-31.4	3-16-18.8	1-1-1.000	24 (4/20)	11-0	8	24	1	3	--
<b>UNC-61</b>	<b>16/20/16/9</b>	<b>36/25</b>	<b>23-56-41.1</b>	<b>3-15-20.0</b>	<b>12-18-66.7</b>	<b>49 (10/39)</b>	<b>25-1</b>	<b>4</b>	<b>23</b>	<b>3</b>	<b>5</b>	<b>15</b>
OKLA-52	23/13/4/12	36/16	19-72-26.4	1-26-03.8	13-21-61.9	44 (18/26)	24-1	7	15	8	0	9
<b>UNC-82</b>	<b>19/16/22/25</b>	<b>35/47</b>	<b>27-63-42.9</b>	<b>11-33-33.3</b>	<b>17-24-70.8</b>	<b>37 (13/24)</b>	<b>18-1</b>	<b>16</b>	<b>11</b>	<b>5</b>	<b>4</b>	<b>14</b>
CLEM-76	11/23/15/27	34/42	26-59-44.1	5-18-27.8	19-27-70.4	38 (14/24)	23-1	11	14	5	1	1
<b>UNC-75</b>	<b>19/13/25/18</b>	<b>32/43</b>	<b>29-58-50.0</b>	<b>7-17-41.2</b>	<b>10-18-55.6</b>	<b>41 (12/29)</b>	<b>17-0</b>	<b>19</b>	<b>14</b>	<b>5</b>	<b>3</b>	<b>28</b>
SYR-51	14/16/6/15	30/21	21-71-29.6	6-30-20.0	3-7-42.9	43 (22/21)	20-1	9	15	7	4	--
<b>UNC-61</b>	<b>20/11/14/16</b>	<b>31/30</b>	<b>24-62-38.7</b>	<b>4-15-26.7</b>	<b>9-19-47.4</b>	<b>47 (13/34)</b>	<b>15-0</b>	<b>9</b>	<b>12</b>	<b>12</b>	<b>5</b>	<b>12</b>
ND-57	12/16/18/11	28/29	19-61-31.1	5-18-27.8	14-21-66.7	41 (13/28)	15-0	10	14	7	2	7
<b>UNC-62</b>	<b>12/14/21/15</b>	<b>26/36</b>	<b>26-74-35.1</b>	<b>3-15-20.0</b>	<b>7-13-53.8</b>	<b>48 (14/24)</b>	<b>19-1</b>	<b>10</b>	<b>11</b>	<b>3</b>	<b>4</b>	<b>--</b>
FSU-70	19/22/17/12	41/29	22-71-31.0	10-37-27.0	16-18-88.9	47 (11/36)	16-0	15	11	7	6	21
<b>UNC-81</b>	<b>19/18/16/28</b>	<b>37/44</b>	<b>28-62-45.2</b>	<b>7-17-41.2</b>	<b>18-26-69.2</b>	<b>44 (8/36)</b>	<b>20-0</b>	<b>20</b>	<b>9</b>	<b>6</b>	<b>6</b>	<b>14</b>
UVA-68	12/20/20/16	32/36	22-65-33.8	8-19-42.1	16-21-76.2	39 (10/29)	25-0	16	12	5	0	--
<b>UNC-73</b>	<b>17/13/24/19</b>	<b>30/43</b>	<b>27-60-45.0</b>	<b>3-11-27.3</b>	<b>16-19-84.2</b>	<b>32 (9/23)</b>	<b>13-0</b>	<b>13</b>	<b>11</b>	<b>7</b>	<b>4</b>	<b>14</b>
GT-68	11/17/18/22	28/40	25-52-48.1	7-17-41.2	11-15-73.3	30 (5/25)	21-0	16	15	5	5	4
<b>UNC-79</b>	<b>22/14/24/19</b>	<b>36/43</b>	<b>28-57-49.1</b>	<b>6-14-42.9</b>	<b>17-23-73.9</b>	<b>42 (13/29)</b>	<b>23-2</b>	<b>14</b>	<b>17</b>	<b>5</b>	<b>11</b>	<b>12</b>
LOU-68	13/23/13/19	36/32	26-59-44.1	4-15-26.7	12-23-52.2	28 (9/19)	24-0	15	11	5	2	4

## Starters (minutes played)

Gardner-Webb (W 102-49)	D. Kelly (22:03)	R. Kelly (22:40)	Donarski (18:43)	Ustby (28:40)	Gakdeng (14:55)
Davidson (W, 74-70)	D. Kelly (36:03)	R. Kelly (12:18)	Donarski (35:18)	Ustby (36:10)	Gakdeng (31:30)
Hampton (W, 62-32)	D. Kelly (24:53)	R. Kelly (19:46)	Donarski (28:52)	Ustby (22:32)	Gakdeng (30:54)
Elon (W, 68-39)	D. Kelly (27:11)	Paris (20:22)	Donarski (28:27)	Ustby (24:09)	Gakdeng (25:54)
Vermont (W, 54-51)	D. Kelly (34:24)	R. Kelly (21:06)	Nivar (20:40)	Ustby (33:41)	Gakdeng (25:01)
Kansas State (L, 63-56)	D. Kelly (37:51)	McPherson (16:48)	Donarski (37:11)	Ustby (32:58)	Gakdeng (09:08)
FGCU (L, 65-64)	<b>D. Kelly (40:00)</b>	McPherson (21:12)	Donarski (34:45)	Ustby (23:46)	Gakdeng (32:33)
South Carolina (L, 65-58)	D. Kelly (37:27)	McPherson (27:32)	<b>Donarski (40:00)</b>	Ustby (38:24)	Gakdeng (22:53)
UNC Greensboro (W, 81-66)	D. Kelly (36:37)	Nivar (32:50)	Donarski (37:27)	Ustby (34:26)	Gakdeng (30:22)
UConn (L, 76-64)	D. Kelly (39:39)	Nivar (25:57)	Donarski (38:23)	Ustby (33:59)	Gakdeng (35:39)
Western Carolina (W, 96-36)	D. Kelly (27:55)	Paris (25:39)	Donarski (26:59)	Ustby (23:40)	Gakdeng (17:40)
Oklahoma (W, 61-52)	D. Kelly (39:01)	Paris (29:55)	Donarski (36:34)	Ustby (34:50)	Gakdeng (15:06)
Clemson (W, 82-76)	D. Kelly (35:46)	Paris (32:48)	Donarski (37:43)	Ustby (35:23)	Gakdeng (25:23)
Syracuse (W, 75-51)	D. Kelly (32:07)	Paris (20:27)	Donarski (37:56)	Ustby (32:36)	Gakdeng (25:57)
Notre Dame (W, 61-57)	D. Kelly (26:55)	Paris (12:03)	<b>Donarski (40:00)</b>	Ustby (37:34)	Gakdeng (28:55)
FSU (L, 70-62)	D. Kelly (27:18)	Paris (30:49)	Donarski (31:32)	Ustby (29:51)	Gakdeng (21:10)
Virginia (W, 81-68)	D. Kelly (35:47)	Paris (10:15)	Donarski (32:20)	Ustby (36:39)	Gakdeng (18:28)
Georgia Tech (W, 73-68)	<b>D. Kelly (40:00)</b>	R. Kelly (23:43)	Donarski (36:18)	Ustby (36:18)	Gakdeng (20:59)
Virginia (W, 79-68)	<b>D. Kelly (40:00)</b>	R. Kelly (28:10)	Donarski (33:59)	Ustby (37:48)	Gakdeng (17:50)





## Double-Doubles

### Alyssa Ustby – 31 career, 9 in 23-24

11/29/20 (vs. High Point) 15 pts, 11 reb  
 2/7/21 (vs. NC State) 20 pts, 12 reb  
 11/14/21 (at CLT) 18 pts, 12 reb  
 11/21/21 (at TCU) 16 pts, 15 reb  
 11/26/21 (vs. VCU) 23 pts, 10 reb  
 12/1/21 (at Minnesota) 19 pts, 11 reb  
 12/12/21 (vs UNCA) 19 pts, 14 reb  
 12/30/21 (vs Syracuse) 12 pts, 14 reb  
 1/6/22 (vs NC State) 12 pts, 12 reb  
 2/3/22 (vs Wake Forest) 18 pts, 10 reb  
 2/6/22 (vs. Miami) 11 pts, 10 reb  
 2/10/22 (vs. Pitt) 10 pts, 12 reb  
 2/13/22 (at Va Tech) 12 pts, 12 reb  
 2/20/22 (at FSU) 12 pts, 10 reb  
 3/21/22 (vs Arizona) 12 pts, 12 reb  
 11/9/22 (vs Jackson St) 19 pts, 10 reb  
 11/16/22 (vs South Carolina St) 14 pts, 10 reb

12/7/22 (vs UNCW) 16 pts, 10 reb  
 12/11/22 (vs Wofford) 17 pts, 12 reb  
 12/20/22 (vs Michigan) 11 pts, 11 reb  
 12/29/22 (vs FSU) 16 pts, 13 reb  
 1/26/23 (vs Pitt) 16 pts, 11 reb

### 2023-24

11/8/23 (vs G-W) 12 pts, 12 reb  
 11/18/23 (vs. Elon) 16 points, 11 reb  
 11/24/23 (vs. Vermont) 15 points, 10 reb  
 11/30/23 (vs. South Carolina) 18 pts, 12 reb  
 12/19/23 (vs. Oklahoma) 15 pts, 13 reb  
 12/31/23 (vs. Clemson) 21 pts, 11 reb  
 \*1/4/23 (vs. Syracuse) 16 pts, 16 reb, 10 assists  
 1/14 (vs. Virginia) 17 pts, 12 reb  
 1/21 (vs. Louisville) 10 pts, 12 reb  
 \* – triple-double

### Indya Nivar – 1 career, 1 in 23-24

11/8/23 (vs G-W) 17 points, 11 reb

### Anya Poole – 4 career

12/10/20 (at Wake Forest) 12 pts, 11 reb  
 12/1/21 (at Minnesota) 12 pts, 16 reb  
 12/30/21 (vs Syracuse) 11 pts, 10 reb  
 3/4/22 (vs. Va Tech) 14 pts, 10 reb

### Maria Gakdeng – 4 career

11/20/22 (vs Providence) 10 pts, 11 reb  
 11/26/22 (vs SFA) 11 pts, 12 reb  
 2/5/23 (vs Syracuse) 20 pts, 12 reb  
 12/10/23 (vs. UConn) 14 pts, 13 reb

### Deja Kelly – 1 career

1/9/22 (vs Va Tech) 15 pts, 10 reb

## UNC vs. AP-Ranked Teams in the Banghart Era

15-22 overall

8-15 when both teams are ranked, 2-3 when UNC is ranked higher

### 2019-20 (1-3)

Date	UNC result	Opponent	Opp. rank	UNC rank
1/9	W, 66-60	NC State	9	NR
1/12	L, 78-64	At FSU	11	NR
1/19	L, 74-67	Louisville	5	NR
1/26	L, 76-68	At NC State	8	NR

### 2020-21 (2-3)

12/17	W, 92-68	Syracuse	18	NR
1/28	L, 79-68	At Louisville	1	NR
1/19	L, 88-76	At Syracuse	23	NR
2/7	W, 76-69	NC State	4	NR
2/21	L, 82-63	At NC State	4	NR

### 2021-22 (3-6)

1/6	L, 72-45	at NC State	5	19
1/16	L, 70-65	at Notre Dame	20	21
1/23	L, 55-38	at Georgia Tech	15	20
1/27	W, 78-62	at Duke	21	NR
1/30	L, 66-58	NC State	3	NR
2/17	W, 66-65	Louisville	3	24
3/4	L, 87-80 OT	Virginia Tech (ACC)	21	16
3/21	W, 63-45	Arizona (NCAA)	19	17
3/25	L, 69-61	South Carolina (NCAA)	1	17

### 2022-23 (6-6)

11/24	W, 85-79	Oregon	18	8
11/27	W, 73-64	Iowa State	5	8
12/1	L, 87-63	Indiana	5	6
12/20	L, 76-68	Michigan	19	6
1/1	L, 68-65	Virginia Tech	7	13
1/8	W, 60-50	Notre Dame	4	22
1/15	W, 56-47	NC State	11	22
1/19	W, 61-56	Duke	13	17
2/23	L, 61-59	Virginia Tech	9	22
2/26	W, 45-41	Duke	11	22
3/3	L, 44-40	Duke	13	18
3/20	L, 71-69	Ohio State	12	20

### 2023-24 (2-4)

11/25	L, 63-56	Kansas State	16	18
11/30	L, 65-58	South Carolina	1	24
12/10	L, 76-64	UConn	17	24
1/4	W, 75-51	Syracuse	25	NR
1/7	W, 61-57	Notre Dame	16	NR
1/11	L, 70-62	Florida State	21	20
1/21	W, 79-68	Louisville	13	23

## Game-by-Game Category Leaders

Date	Opponent	Result	Points	Rebounds	Assists	Steals	Blocks	Minutes
11/8	Gardner-Webb	W, 102-49	Nivar-17	Ustby-12	Ustby-6	Ustby-4	Poole-2	Paris-30:46
11/12	Davidson	W, 74-70	D. Kelly-18	Ustby-9	D. Kelly-7	D. Kelly, Ustby-2	Ustby-3	Ustby-36:10
11/15	Hampton	W, 62-32	D. Kelly-12	Gakdeng-9	Donarski, Ustby-3	Donarski-3	3 with 1 each	Gakdeng-30:54
11/18	Elon	W, 68-39	Ustby-16	Ustby-11	McPherson-5	Ustby, Nivar-3	Ustby-3	Donarski-28:27
11/24	Vermont	W, 54-51	D. Kelly-18	Ustby-10	3 with 1 each	D. Kelly-3	Nivar-2	D. Kelly-34:24
11/25	Kansas St.	L, 63-56	D. Kelly-14	Ustby-9	Ustby-3	D. Kelly-5	Poole-1	D. Kelly-37:51
11/26	FGCU	L, 65-64	D. Kelly-24	Gakdeng-9	3 with 2 each	McPherson-3	D. Kelly-2	D. Kelly-40:00
11/30	South Carolina	L, 65-58	D. Kelly-20	Ustby-12	Ustby, McP-3	D. Kelly, Donarski-2	Ustby-3	Donarski-40:00
12/6	UNCG	W, 81-66	Donarski-22	Nivar-9	D. Kelly-8	3 with 2 each	Gakdeng-2	Donarski-37:27
12/10	UConn	L, 76-64	Gakdeng-14	Gakdeng-13	3 with 3 each	D. Kelly, Ustby-3	Gakdeng-2	D. Kelly-39:39
12/15	Western Carolina	W, 96-36	Ustby-23	Key-10	Ustby-6	Ustby-4	Key-3	D. Kelly-27:55
12/19	Oklahoma	W, 61-52	D. Kelly-21	Ustby-13	Ustby-2	Zelaya-2	Ustby-3	D. Kelly-39:01
12/31	Clemson	W, 82-76	Donarski-23	Ustby-11	D. Kelly-8	Gakdeng, Ustby-2	Gakdeng-2	Donarski-37:43
1/4	Syracuse	W, 75-51	Gakdeng-22	Ustby-16	Ustby-10	Ustby-2	3 with 1 each	Donarski-37:56
1/7	Notre Dame	W, 61-57	Nivar-16	Ustby-11	Ustby-3	Nivar-5	Gakdeng-2	Donarski-40:00
1/11	FSU	L, 70-62	D. Kelly-23	Ustby-9	Nivar-5	3 with 1 each	Gakdeng-2	Donarski-31:32
1/14	Virginia	W, 81-68	D. Kelly-27	Ustby-12	D. Kelly, Ustby-5	D. Kelly-2	Ustby-3	Ustby-36:39
1/17	Georgia Tech	W, 73-68	D. Kelly-27	D. Kelly, Nivar, Key-5	D. Kelly, Ustby-4	R. Kelly, Ustby-2	Gakdeng-2	D. Kelly-40:00
1/21	Louisville	W, 79-68	D. Kelly-23	Ustby-12	D. Kelly-6	Ustby, Nivar-2	Ustby-7	D. Kelly-40:00





## Possessions and Time Leading/Trailing

RESULT	Possessions		Pts per poss.		Scoring %		Turnover %		Time leading		Time trailing	
	UNC	Opp.	UNC	Opp.	UNC	Opp	UNC	Opp.	UNC	Opp.	UNC	Opp
UNC 102, Gardner-Webb 49	78	77	1.308	.636	59.0	28.6	42.9	12.8	39:03	--	--	39:03
UNC 74, Davidson 70	63	63	1.175	1.111	55.6	47.6	17.5	19.0	37:37	00:58	00:58	37:37
UNC 62, Hampton 32	60	60	1.033	.533	46.7	45.0	15.0	48.3	37:16	1:17	1:17	37:16
UNC 68, Elon 39	68	66	1.000	.591	45.6	28.8	16.2	31.8	38:07	--	--	38:07
UNC 54, Vermont 51	69	68	.783	.750	39.1	32.4	13.0	19.1	7:42	31:44	31:44	7:42
Kansas State 63, UNC 56	72	68	.778	.926	37.5	42.6	15.3	30.9	1:22	36:36	36:36	1:22
FGCU 65, UNC 64	59	64	1.085	1.016	52.5	42.2	25.4	26.6	14:01	19:24	19:24	14:01
S. Carolina 65, UNC 58	71	70	.817	.929	38.0	42.9	19.7	18.6	21:44	15:48	15:48	21:44
UNC 81, UNCG 66	68	66	1.191	1.000	54.4	43.9	19.1	18.2	38:58	--	--	38:58
UConn 76, UNC 64	73	77	.877	.987	42.5	44.2	26.0	22.1	4:46	31:12	31:12	4:46
UNC 96, WCU 36	68	69	1.412	.522	66.2	24.6	08.8	34.8	39:38	--	--	39:38
UNC 61, Oklahoma 52	75	79	.813	.658	38.7	32.9	30.7	19.0	18:41	19:18	19:18	18:41
UNC 82, Clemson 76	69	68	1.188	1.118	52.2	52.9	15.9	20.6	38:08	00:12	00:12	38:08
UNC 75, Syracuse 51	65	64	1.154	.797	52.3	35.9	21.5	23.4	39:09	--	--	39:09
UNC 61, Notre Dame 57	68	73	.897	.781	42.6	35.6	17.6	19.2	27:11	10:21	10:21	27:11
FSU 70, UNC 62	74	76	.838	.921	40.5	39.5	14.9	14.5	--	38:32	38:32	--
UNC 81, UVA 68	71	73	1.141	.932	52.1	41.1	12.7	16.4	38:53	--	--	38:53
UNC 73, Georgia Tech 68	69	68	1.058	1.000	49.3	45.6	15.9	22.1	31:40	6:03	6:03	31:40
UNC 79, Louisville 68	68	68	1.162	1.000	54.4	47.1	25.0	16.2	26:54	6:37	6:37	26:54

### UNC when Home/Away/Neutral

Stat	Home (10-1)	Away (2-1)	Neut. (2-3)
PPG	78.0	65.3	59.8
Opp PPG	56.4	65.0	61.4
Scoring margin	+21.6	+0.3	-1.6
FG %	.442	.393	.399
3FG%	.330	.244	.182
FT%	.695	.627	.594
Opp FG%	.360	.359	.383
Opp 3FG%	.293	.306	.279
RPG	41.5	42.3	38.0
Opp RPG	34.6	39.3	36.6
APG	17.1	10.7	6.6
SPG	8.2	7.3	7.6
BPG	5.6	4.3	3.4
TOV	11.4	11.3	15.4
TOV margin	+6.5	+2.0	+1.2
Assist/Tov Ratio	1.5	0.9	0.4

### Scoring by Quarter

Home (10-1)	1st	2nd	3rd	4th	F
UNC	226	171	253	208	858
Opponent	121	180	156	163	620
Away (2-1)	1st	2nd	3rd	4th	F
UNC	49	38	59	50	196
Opponent	42	55	53	45	195
Neutral (2-3)	1st	2nd	3rd	4th	F
UNC	60	84	77	78	299
Opponent	94	69	78	66	307





## SPECIALTY STATS

Opponent	Result	Pts off turnovers			Pts in the paint			Second-chance pts			Fastbreak pts			Bench pts		
		UNC	Opp.	Margin	UNC	Opp.	Margin	UNC	Opp.	Margin	UNC	Opp.	Margin	UNC	Opp.	Margin
Gardner-Webb	W, 102-49	44	4	+40	44	18	+26	28	8	+20	21	6	+15	45	15	+30
Davidson	W, 74-70	11	8	+3	34	24	+10	12	14	-2	7	0	+7	15	23	-8
Hampton	W, 62-32	27	2	+25	18	20	-2	5	2	+3	15	0	+15	24	14	+10
Elon	W, 68-39	24	5	+19	32	18	+14	16	6	+10	2	4	-2	17	18	-1
Vermont	W, 54-51	12	11	+1	30	18	+12	10	2	+8	2	4	-2	14	17	-3
Kansas State	L, 63-56	15	8	+7	30	26	+4	6	6	0	9	2	+7	18	22	-4
FGCU	L, 65-64	15	17	-2	28	22	+6	6	8	-2	0	3	-3	12	20	-8
S. Carolina	L, 65-58	7	7	0	24	20	+4	6	12	-6	5	6	-1	0	10	-10
UNCG	W, 81-66	16	15	+1	38	16	+22	15	10	+5	16	11	+5	11	27	-16
UConn	L, 76-64	13	21	-8	36	34	+2	16	11	+5	11	11	0	7	7	0
WCU	W, 96-36	37	6	+31	58	8	+50	19	2	+17	27	2	+25	35	8	+27
Oklahoma	W, 61-52	7	20	-13	32	30	+2	9	18	-9	11	15	-4	4	12	-8
Clemson	W, 82-76	19	13	+6	24	40	-16	9	16	-7	12	6	+6	12	16	-4
Syracuse	W, 75-51	12	9	+3	36	20	+16	14	11	+3	12	4	+8	10	7	+3
Notre Dame	W, 61-57	13	7	+6	36	20	+16	18	7	+11	7	11	-4	24	2	+22
FSU	L, 70-62	9	16	-7	28	24	+4	9	12	-3	6	11	-5	17	10	+7
UVA	W, 81-68	13	7	+6	26	20	+6	5	9	-4	15	11	+4	23	28	-5
Georgia Tech	W, 73-68	14	13	+1	36	24	+12	6	5	+1	12	6	+6	17	22	-5
Louisville	W, 79-68	10	15	-5	28	24	+4	9	8	+1	8	6	+2	16	20	-4
<b>TOTALS</b>		<b>318</b>	<b>204</b>	<b>+114</b>	<b>618</b>	<b>426</b>	<b>+172</b>	<b>218</b>	<b>167</b>	<b>+51</b>	<b>198</b>	<b>119</b>	<b>+79</b>	<b>321</b>	<b>298</b>	<b>+23</b>
Averages		16.7	10.7		32.5	22.4		11.5	8.8		10.4	6.3		16.9	15.7	

## SPECIALTY SUPERLATIVES

### OVERALL

#### UNC HIGHS

Pts off Tov: 44 vs. Gardner-Webb  
 Pts in paint: 58 vs. Western Carolina  
 2nd chance: 28 vs. Gardner-Webb  
 FB: 27 vs. Western Carolina  
 Bench: 45 vs. Gardner-Webb

#### UNC LOWS

Pts off Tov: 7 vs. South Carolina, Oklahoma  
 Pts in paint: 18 vs Hampton  
 2nd chance: 5 vs Hampton  
 FB: 0 vs FGCU  
 Bench: 0 vs South Carolina

### OPPONENT HIGHS

Pts off Tov: 21 by UConn  
 Pts in paint: 40 by Clemson  
 2nd chance: 18 by Oklahoma  
 FB: 15 by Oklahoma  
 Bench: 28 by Virginia-1  
**OPPONENT LOWS**  
 Pts off Tov: 2 by Hampton  
 Pts in paint: 8 by Western Carolina  
 2nd chance: 2 by Hampton, Vermont, WCU  
 FB: 0 2x  
 Bench: 2 by Notre Dame

### IN ACC PLAY

#### UNC HIGHS

Pts off Tov: 19 vs. Clemson  
 Pts in paint: 36 vs Syracuse, ND, GT  
 2nd chance: 18 vs. ND  
 FB: 15, Virginia-1  
 Bench: 24 vs. ND

#### UNC LOWS

Pts off Tov: 7 vs. ND  
 Pts in paint: 24 vs. Clemson  
 2nd chance: 5 vs. Virginia-1  
 FB: 6 vs. FSU  
 Bench: 10 vs Syracuse

### OPPONENT HIGHS

Pts off Tov: 16 by FSU  
 Pts in paint: 40 by Clemson  
 2nd chance: 16 by Clemson  
 FB: 11 by ND, FSU, UVA-1  
 Bench: 28 by UVA-1

### OPPONENT LOWS

Pts off Tov: 7 by ND, UVA-1  
 Pts in paint: 20 by Syracuse, ND, UVA-1  
 2nd chance: 5 by GT  
 FB: 4 by Syracuse  
 Bench: 2 by ND





# SCORING/SHOOTING PERCENTAGE BY QUARTER, HALF, GAME

Q1			Q2			1st half			Q3			Q4			2nd half			OT			Game		
Game	Pts	FG%	Pts	FG%		Pts	FG%		Pts	FG%		Pts	FG%		Pts	FG%		Pts	FG%		Pts	FG%	
UNC	24	34.6 (9-26)	21	28.6 (6-21)		45	31.9 (15-47)		40	69.6 (16-23)		17	35.3 (6-17)		57	55.0 (22-40)		102	42.5 (37-87)				
G-Webb	12	27.3 (3-11)	14	33.3 (4-12)		26	30.4 (7-23)		11	22.2 (2-9)		12	33.3 (6-18)		23	29.6 (8-27)		49	30.0 (15-50)				
UNC	23	60.0 (9-15)	11	28.6 (4-14)		34	44.8 (13-29)		24	64.3 (9-14)		16	40.0 (4-10)		40	54.2 (13-24)		74	49.1 (26-53)				
Davidson	13	38.5 (5-13)	13	23.5 (4-17)		26	30.0 (9-30)		23	50.0 (8-16)		21	46.7 (7-15)		44	48.4 (15-31)		70	39.3 (24-61)				
UNC	15	30.8 (4-13)	17	50.0 (7-14)		32	40.7 (11-27)		22	36.4 (4-11)		8	17.6 (3-17)		30	25.0 (7-28)		62	32.7 (18-55)				
Hampton	6	42.9 (3-7)	7	27.3 (3-11)		13	33.3 (6-18)		8	27.3 (3-11)		11	26.4 (4-11)		19	31.8 (7-22)		32	32.5 (13-40)				
UNC	18	53.3 (8-15)	18	41.2 (7-17)		36	46.9 (15-32)		20	35.0 (7-20)		12	33.3 (5-15)		32	34.3 (12-35)		68	40.3 (27-67)				
Elon	15	58.3 (7-12)	8	25.0 (3-12)		23	41.7 (10-24)		11	30.0 (3-10)		5	08.3 (1-12)		16	18.2 (4-22)		39	30.4 (14-46)				
UNC	8	25.0 (4-16)	9	23.5 (4-17)		17	24.2 (8-33)		13	35.7 (5-14)		24	50.0 (7-14)		37	42.9 (12-28)		54	32.8 (20-61)				
Vermont	13	33.3 (5-15)	15	42.9 (6-14)		28	39.3 (11-29)		11	28.6 (4-14)		12	28.6 (4-14)		23	28.6 (8-28)		51	33.3 (19-57)				
UNC	8	26.7 (4-15)	14	31.3 (5-16)		22	29.0 (9-31)		18	46.7 (7-15)		16	43.8 (7-16)		34	45.1 (14-31)		56	37.1 (23-62)				
Kansas St.	16	46.2 (6-13)	16	50.0 (7-14)		32	48.1 (13-27)		13	38.5 (5-13)		18	33.3 (2-6)		31	36.8 (7-19)		63	43.5 (20-46)				
UNC	18	44.4 (4-9)	15	50.0 (5-10)		33	47.4 (9-19)		17	66.7 (8-12)		14	40.0 (4-10)		31	54.5 (12-22)		64	51.2 (21-41)				
FGCU	23	50.0 (8-16)	8	23.1 (3-13)		31	37.9 (11-29)		21	75.0 (6-8)		13	50.0 (5-10)		34	61.1 (11-18)		65	46.8 (22-47)				
UNC	19	44.4 (8-18)	10	22.2 (4-18)		29	33.3 (12-36)		12	33.3 (5-15)		17	25.0 (4-16)		29	29.0 (9-31)		58	31.3 (21-67)				
USC	10	30.8 (4-13)	16	37.5 (6-16)		26	34.5 (10-29)		21	41.2 (7-17)		18	50.0 (5-10)		39	44.4 (12-27)		65	39.3 (22-56)				
UNC	22	50.0 (10-20)	14	40.0 (6-15)		36	45.7 (16-35)		25	56.3 (9-16)		20	61.5 (8-13)		45	58.6 (17-29)		81	51.6 (33-64)				
UNCG	9	25.0 (4-16)	25	52.9 (9-17)		34	39.4 (13-33)		22	50.0 (8-16)		10	25.0 (4-16)		32	37.5 (12-32)		66	38.5 (25-65)				
UNC	10	35.7 (5-14)	26	64.7 (11-17)		36	51.6 (16-31)		13	30.0 (6-20)		15	35.3 (6-17)		28	32.4 (12-37)		64	41.2 (28-68)				
UConn	19	46.7 (7-15)	17	42.1 (8-19)		36	44.1 (15-34)		29	64.7 (11-17)		11	28.6 (4-14)		40	48.4 (15-31)		76	46.2 (30-65)				
UNC	26	52.6 (10-19)	19	47.4 (9-19)		45	50.0 (19-38)		23	42.9 (9-21)		28	66.7 (12-18)		51	53.8 (21-39)		96	51.9 (40-77)				
WCU	6	23.1 (3-13)	15	40.0 (6-15)		21	32.1 (9-28)		6	25.0 (3-12)		9	36.4 (4-11)		15	30.4 (7-23)		36	31.4 (16-51)				
UNC	16	37.5 (6-16)	20	61.5 (8-13)		36	48.3 (14-29)		16	37.5 (6-16)		9	27.3 (3-11)		25	33.3 (9-27)		61	41.4 (23-56)				
Oklahoma	23	45.0 (9-20)	13	28.6 (6-21)		36	36.6 (15-41)		4	10.5 (2-19)		12	16.7 (2-12)		16	12.9 (4-31)		52	26.4 (19-72)				
UNC	19	43.8 (7-16)	16	37.5 (6-16)		35	40.6 (13-32)		22	46.7 (7-15)		25	43.8 (7-16)		47	45.1 (14-31)		82	42.9 (27-63)				
Clemson	11	30.8 (4-13)	23	53.3 (8-15)		34	42.9 (12-28)		15	33.3 (4-12)		27	52.6 (10-19)		42	45.2 (14-31)		76	44.1 (26-59)				
UNC	19	43.8 (7-16)	16	37.5 (6-16)		35	40.6 (13-32)		22	46.7 (7-15)		25	43.8 (7-16)		47	45.1 (14-31)		82	42.9 (27-63)				
Clemson	11	30.8 (4-13)	23	53.3 (8-15)		34	42.9 (12-28)		15	33.3 (4-12)		27	52.6 (10-19)		42	45.2 (14-31)		76	44.1 (26-59)				
UNC	19	50.0 (8-16)	13	50.0 (5-10)		32	50.0 (13-26)		25	53.3 (8-15)		18	47.1 (8-17)		33	50.0 (16-32)		75	50.0 (29-58)				
Syracuse	14	37.5 (6-16)	16	31.6 (6-19)		30	34.3 (12-35)		6	15.8 (3-19)		15	35.3 (6-17)		21	25.0 (9-36)		51	29.6 (21-71)				
UNC	20	52.9 (9-17)	11	35.7 (5-14)		31	45.2 (14-31)		14	27.8 (5-18)		16	38.5 (5-13)		30	32.3 (10-31)		61	38.7 (24-63)				
Notre Dame	12	31.3 (5-16)	16	26.7 (4-15)		28	29.0 (9-31)		18	50.0 (6-12)		11	22.2 (4-18)		29	33.3 (10-30)		57	31.1 (19-61)				
UNC	12	28.6 (6-21)	14	33.3 (6-18)		28	30.8 (12-39)		21	40.0 (8-20)		15	40.0 (6-15)		36	40.0 (14-35)		62	35.1 (26-74)				
FSU	19	35.0 (7-20)	22	38.9 (7-18)		41	36.8 (14-38)		17	26.7 (4-15)		12	22.2 (4-18)		29	24.2 (8-33)		70	31.0 (22-71)				
UNC	19	47.1 (8-17)	18	43.8 (7-16)		37	45.5 (15-33)		16	40.0 (6-15)		28	50.0 (7-14)		44	44.8 (13-29)		81	45.2 (28-62)				
UVA	12	28.6 (4-14)	20	42.9 (9-21)		32	31.4 (11-35)		20	35.3 (6-17)		16	23.1 (3-13)		36	30.0 (9-30)		68	33.8 (22-65)				
UNC	17	44.4 (8-18)	13	35.7 (5-14)		30	40.6 (13-32)		24	60.0 (9-15)		19	38.5 (5-13)		43	50.0 (14-28)		73	45.0 (27-60)				
GT	11	36.4 (4-11)	17	46.7 (7-15)		28	42.3 (11-26)		18	46.7 (7-15)		22	63.6 (7-11)		40	53.8 (14-26)		68	48.1 (25-52)				
UNC	22	64.3 (9-14)	14	50.0 (6-12)		36	57.7 (15-26)		24	50.0 (7-14)		19	35.3 (6-17)		43	41.9 (13-31)		79	49.1 (28-57)				
LOU	13	31.3 (5-16)	23	52.6 (10-19)		36	42.9 (15-35)		13	50.0 (5-10)		19	42.9 (6-14)		32	45-8 (11-24)		68	44.1 (26-59)				

## SUPERLATIVES

### UNC

#### FG in a quarter

High: 16 vs Gardner-Webb, Q3  
Low: 3, Hampton Q4, Oklahoma Q4

#### FG in a half

High: 22 vs. Gardner-Webb, 2nd  
Low: 7 vs Hampton, 2nd

#### FG in a game

High: 40 vs. Western Carolina  
Low: 18 vs Hampton

## 3FG in a quarter

High: 6 vs Gardner-Webb, Q1 (6-9), 6 vs Clemson, Q3 (6-13)  
Low: 0, 22x, last vs LOU, Q3

## 3FG in a half

High: 7 (7-10), 2nd vs. UNCG, 7 (7-20), 2nd vs. Clemson  
Low: 0, 3x; last 2nd half vs. FGCU (0-1)

## 3FG in a game

High: 11 (11-33) vs Clemson  
Low: 2, 3x; vs Vermont (2-16), vs

K-State (2-20), vs

FGCU (2-5)

## FT in a quarter

High: 13 (13-15) vs UVA-1, Q4  
Low: 0, 8x last Q1 vs FSU (0-0)

## FT in a half

High: 16 vs UVA-1, 2nd half (116-22)  
Low: 0 vs ND (0-4), 1st half

## FT in a game

High: 20 vs FGCU (20-29)  
Low: 5 vs UConn (5-10)

## OPPONENTS

### FG in a quarter

High: 11 by UConn, Q3 (11-17)  
Low: 1, Elon Q4

### FG in a half

High: 15 by Davidson, 2nd, UConn 2nd, Lou 1st  
Low: 4 by Elon, 2nd, by Oklahoma, 2nd

### FG in a game

High: 30 by UConn  
Low: 13 by Hampton  
3FG in a quarter  
High: 6 by Davidson (6-10), Q3

Low: 0, 18x, last by LOU Q3 & Q4

### 3FG in a half

High: 8 by Davidson (8-17), 2nd half; by FSU (8-23), 1st half  
Low: 0, 4x, last by Lou (0-5), 2nd

### 3FG in a game

High: 11 by FGCU (11-27)  
Low: 1 by Elon (1-14), by Oklahoma (1-26)  
FT in a quarter  
High: 13 by Kansas State (13-18), Q4  
Low: 0, 12x, last by

GT, Q2

### FT in a half

High: 15 by Kansas State (15-20), 2nd  
Low: 0 by WCU, 2nd (0-0)

### FT in a game

High: 19 by Clemson (19-27)  
Low: 1 by WCU (1-1)





## Streaks & Single-Game Superlatives

### Record with Starting Lineup

• R. Kelly, D. Kelly, Donarski, Ustby, Gakdeng: 5-0  
*W: Gardner-Webb, Davidson, Hampton, Georgia Tech, Louisville*  
 • Paris, D. Kelly, Donarski, Ustby, Gakdeng: 7-1  
*W: Elon, Western Carolina, Oklahoma, Clemson, Syracuse, Notre Dame, Virginia-1; L: FSU*  
 • R. Kelly, D. Kelly, Nivar, Ustby, Gakdeng: 1-0  
*W: Vermont*  
 • McPherson, D. Kelly, Donarski, Ustby, Gakdeng: 0-3  
*L: Kansas State, FGCU, South Carolina*  
 • Nivar, D. Kelly, Donarski, Ustby, Gakdeng: 1-1  
*W: UCG, L: UConn*

### Games as leading scorer (or tied for lead)

	23-24	Career*
Deja Kelly	11	55
Alyssa Ustby	2	19
Indya Nivar	2	2
Lexi Donarski	2	2
Maria Gakdeng	2	2
Paulina Paris	0	2
Kayla McPherson	0	2
Any Poole	0	3

\* -- at UNC

### Double-Digit Scoring Games

	23-24	Career*
Deja Kelly	16	84
Alyssa Ustby	14	70
Maria Gakdeng	9	9
Lexi Donarski	9	9
Indya Nivar	7	7
Paulina Paris	3	10
Any Poole	1	20
Teonni Key	1	4
Kayla McPherson	1	3
Alexandra Zelaya	0	1

\* -- at UNC

### Consecutive double-digit scoring games

D. Kelly	4
Ustby	3
Donarski	1
Nivar	1

### 20+ point games

	23-24	Career*
Deja Kelly	7	28
Alyssa Ustby	2	7
Lexi Donarski	2	2
Maria Gakdeng	2	2
Paulina Paris	0	1
Kayla McPherson	0	1

\* -- at UNC

### 30+ point games

	23-24	Career*
Deja Kelly	0	2

### Games as leading rebounder (or tied)

	23-24	Career*
Alyssa Ustby	13	51
Maria Gakdeng	3	3
Indya Nivar	2	2
Teonni Key	2	2
Deja Kelly	1	4
Any Poole	0	21

\* -- at UNC

### Double-digit rebounding games

	23-24	Career
Alyssa Ustby	10	38
Maria Gakdeng	2	2
Indya Nivar	1	1
Teonni Key	1	1
Any Poole	0	15
Deja Kelly	0	1

### Games as leader in assists (or tied for lead)

	23-24	Career*
Alyssa Ustby	13	33
Deja Kelly	7	41
Kayla McPherson	3	5
Lexi Donarski	1	1
Maria Gakdeng	1	1
Reniya Kelly	1	1
Indya Nivar	1	1
Paulina Paris	0	4
Alexandra Zelaya	0	1

\* -- at UNC

### Double-Doubles

	23-24	Career
Alyssa Ustby	9	31
Indya Nivar	1	1
Maria Gakdeng	1	1
Any Poole	0	4
Deja Kelly	0	1

### Consecutive games played

Deja Kelly	44
Alyssa Ustby	25
Maria Gakdeng	19
Lexi Donarski	19
Indya Nivar	19
Any Poole	15
Teonni Key	9
Reniya Kelly	6

### Consecutive games started

Deja Kelly	49
Alyssa Ustby	25
Maria Gakdeng	19
Lexi Donarski	14
Reniya Kelly	2

### Consecutive games with a 3-pointer

Deja Kelly	3
Reniya Kelly	1
Indya Nivar	1
Lexi Donarski	1

### Games Fouled Out (2023-24 season)

Alyssa Ustby	3
<i>(Kansas State, 1:09 to play in Q4; Oklahoma, :24 to play in Q4; Louisville, :36 to play in Q4)</i>	
Deja Kelly	2
<i>(South Carolina, 00:14 to play in Q4; FSU, 5:00 to play in Q4)</i>	
Maria Gakdeng	1
<i>(UConn, 1:24 to play in Q4)</i>	
Indya Nivar	1
<i>(Louisville, :30 to play in Q4)</i>	

### Largest UNC Lead

64 (Q4, 1:47, 96-32) .....vs. Western Carolina

### Largest UNC Lead in ACC play

28 (Q4, 5:15, 72-44) .....vs. Syracuse

### Largest UNC Deficit

21 (Q3, 6:38, 49-28) .....vs. FSU

### Largest UNC Deficit after halftime

21 (Q3, 6:38, 49-28) .....vs. FSU

### Largest UNC Deficit in ACC play

21 (Q3, 6:38, 49-28) .....vs. FSU

### Largest UNC Lead in a Loss

11 (Q2, 9:35, 21-10) .....vs. South Carolina

### Largest UNC Deficit in a Win

13 (Q3, 7:56, 33-20) .....vs. Vermont

### Largest UNC Deficit in an ACC win

7 (Q3, 1:46, 46-39) .....vs. Clemson

### Largest UNC Halftime Lead

24 points (45-21) .....Western Carolina

### Largest UNC Halftime Lead in a loss

3 (29-26) .....South Carolina

2 (33-31) .....FGCU

### Largest UNC Halftime Deficit

11 points (28-17) .....vs. Vermont

### Largest UNC Halftime Deficit in a Win

11 points (28-17) .....vs. Vermont

### Largest UNC Halftime Deficit in an ACC Win

### Highest UNC 1st Half FG%

57.7 (15-26) .....vs. Louisville

### Highest UNC 1st Half FG% vs ACC

57.7 (15-26) .....vs. Louisville

### Lowest UNC 1st Half FG%

24.2 (8-33) .....Vermont

### Lowest UNC 1st Half FG% vs ACC

30.8 (12-39) .....vs. FSU

### Highest UNC 2nd Half FG%

58.6 percent (17-29) .....UNCG

### Highest UNC 2nd Half FG% vs ACC

50.0 (16-32) .....Syracuse

50.0 (14-28) .....Georgia Tech

### Lowest UNC 2nd Half FG%

25.0 percent (7-28) .....Hampton

### Lowest UNC 2nd Half FG% vs ACC

32.3 (10-31) .....Notre Dame

### Most Points by Carolina in a Quarter

40 points (Q3 vs. Gardner-Webb)

### Fewest Points by Carolina in a Quarter

8 points (3 occasions, last Q1 vs. Kansas State)

### Most Points by Carolina in 1st Half

46 points .....vs. Gardner-Webb

### Fewest Points by Carolina in 1st Half

17 points .....vs. Vermont

### Most Points by Carolina in 2nd Half

57 points .....vs. Gardner-Webb

### Fewest Points by Carolina in 2nd Half

25 points .....vs. Oklahoma

### Most Points by Opponent in a Quarter

29 (Q3) .....UConn

### Most by ACC Opponent in a Quarter

27 (Q3) .....Clemson

### Fewest Points by Opponent in a Quarter

4 (Q3) .....Oklahoma

### Fewest by ACC Opponent in a Quarter

6 (Q3) .....Syracuse

### Most Points by Opponent in 1st Half

41 points .....FSU

### Most Points by ACC Opponent in 1st Half

41 points .....FSU

### Fewest Points by Opponent in 1st Half

13 points .....Hampton

### Fewest Points by ACC Opponent in 1st Half

28 points .....Notre Dame

### Most Points by Opponent in 2nd Half

44 points .....Davidson

### Most Points by ACC Opponent in 2nd Half

42 points .....Clemson

### Fewest Points by Opponent in 2nd Half

15 points .....Western Carolina

### Fewest Points by ACC Opponent in 2nd Half

21 points .....Syracuse





# UNC'S RECORD WHEN ...

<b>Overall</b> .....	<b>14-5</b>	<b>6-1</b>	<b>Scoring less than 50 points</b> .....	<b>0-0</b>	<b>0-0</b>
<b>At home</b> .....	<b>10-1</b>	<b>4-0</b>	<b>Scoring 50-59</b> .....	<b>1-2</b>	<b>0-0</b>
W: Gardner-Webb, Davidson, Hampton, Elon, UNCG, WCU, Clemson, Syracuse, UVA-1, Louisville; L: South Carolina			W: Vermont (54); L: Kansas State (56), South Carolina (58)		
<b>On the road</b> .....	<b>2-1</b>	<b>2-1</b>	<b>Scoring 60-69</b> .....	<b>4-3</b>	<b>1-1</b>
W: Notre Dame, Georgia Tech; L: FSU			W: Hampton (62), Elon (68), Oklahoma (61), ND (61); L: FGCU (64), UConn (64), FSU (62)		
<b>At a neutral site</b> .....	<b>2-3</b>	<b>0-0</b>	<b>Scoring 70-79</b> .....	<b>4-0</b>	<b>3-0</b>
W: Vermont, Oklahoma; L: Kansas State, FGCU, UConn			W: Davidson (74), Syracuse (75), Georgia Tech (73), Louisville (79)		
<b>Vs. ranked opponents</b> .....	<b>3-4</b>	<b>3-1</b>	<b>Scoring 80-89</b> .....	<b>3-0</b>	<b>2-0</b>
W: #25 Syracuse, #16 ND, #13 Louisville; L: #16 Kansas State, #1 South Carolina, #17 UConn, #21 FSU			W: UNCG (81), Clemson (82), UVA-1 (81)		
<b>Leading at the half</b> .....	<b>11-2</b>	<b>5-0</b>	<b>Scoring 90-99</b> .....	<b>1-0</b>	<b>0-0</b>
W: Gardner-Webb (45-26), Davidson (34-26), Hampton (32-13), Elon (36-23), UNCG (36-34), WCU (45-21), Clemson (35-34), Syracuse (32-30), Notre Dame (31-28), UVA-1 (37-32), Ga Tech (30-28); L: FGCU (33-31), South Carolina (29-26)			W: Western Carolina (96)		
<b>Trailing at the half</b> .....	<b>1-2</b>	<b>0-1</b>	<b>Scoring 100 points or more</b> .....	<b>1-0</b>	<b>0-0</b>
W: Vermont (28-17); L: Kansas State (32-22), FSU (41-26)			W: Gardner-Webb (102)		
<b>Tied at the half</b> .....	<b>2-1</b>	<b>1-0</b>	<b>Allowing 50 points or less</b> .....	<b>4-0</b>	<b>0-0</b>
W: Oklahoma (36-36), Louisville (36-36); L: UConn (36-36)			W: Gardner-Webb (49), Hampton (32), Elon (39), Western Carolina (36)		
<b>Leading after first quarter</b> .....	<b>12-1</b>	<b>6-0</b>	<b>Allowing 51-59 points</b> .....	<b>4-0</b>	<b>1-0</b>
W: Gardner-Webb (24-12), Davidson (23-13), Hampton (15-6), Elon (18-15), UNCG (22-9), WCU (26-6), Clemson (19-11), Syr (19-14), ND (20-12), UVA-1 (19-12), Ga Tech (17-11), Louisville (22-13); L: SC (19-10)			W: Vermont (51), Oklahoma (52), Syracuse (51), ND (57)		
<b>Trailing after first quarter</b> .....	<b>2-4</b>	<b>0-1</b>	<b>Allowing 60-69 points</b> .....	<b>4-3</b>	<b>3-0</b>
W: Vermont (13-8), Oklahoma (23-16); L: Kansas State (16-8), FGCU (23-18), UConn (19-10), FSU (19-12)			W: UNCG (66), UVA-1 (68), Ga Tech (68), Louisville (68); L: Kansas State (63), FGCU (65), South Carolina (65)		
<b>Tied after first quarter</b> .....	<b>0-0</b>	<b>0-0</b>	<b>Allowing 70-79 points</b> .....	<b>2-2</b>	<b>1-1</b>
<b>Leading after third quarter</b> .....	<b>12-1</b>	<b>5-0</b>	W: Davidson (70), Clemson (76); L: UConn (76), FSU (70)		
W: Gardner-Webb (85-37), Davidson (58-49), Hampton (54-21), Elon (56-34), UNCG (61-56), WCU (68-27), Oklahoma (52-40), Clemson (57-49), Syr (57-36), UVA-1 (53-52), Ga Tech (54-46), Louisville (60-49); L: FGCU (52-50)			<b>Allowing 80-89 points</b> .....	<b>0-0</b>	<b>0-0</b>
<b>Trailing after third quarter</b> .....	<b>2-4</b>	<b>1-1</b>	<b>Allowing 90 points or more</b> .....	<b>0-0</b>	<b>0-0</b>
W: Vermont (39-30), Notre Dame (46-45); L: Kansas State (45-40), South Carolina (47-41), UConn (65-49), FSU (58-47)			<b>Margin is 1-4 points</b> .....	<b>3-1</b>	<b>1-0</b>
<b>Tied after third quarter</b> .....	<b>0-0</b>	<b>0-0</b>	W: Davidson (+4), Vermont (+3), Notre Dame (+4); L: FGCU (1)		
<b>Playing overtime</b> .....	<b>0-0</b>	<b>0-0</b>	<b>Margin is 5-9 points</b> .....	<b>3-3</b>	<b>2-1</b>
<b>Shooting 50% or better</b> .....	<b>3-1</b>	<b>1-0</b>	W: Oklahoma (+9), Clemson (+6), Ga Tech (+5); L: Kansas State (-7), South Carolina (-7), FSU (-8)		
W: UNCG (51.6), WCU (51.9), Syr (50.0); L: FGCU (51.2)			<b>Margin is 10-19 points</b> .....	<b>3-1</b>	<b>2-0</b>
<b>Shooting between 40-49%</b> .....	<b>8-1</b>	<b>4-0</b>	W: UNCG (+15), UVA-1 (+13), Louisville (+11); L: UConn (-12)		
W: Gardner-Webb (42.5), Davidson (49.1), Elon (40.3), Oklahoma (41.1), Clemson (42.9), UVA-1 (45.2), Ga Tech (45.0), Louisville (49.1); L: UConn (41.2)			<b>Margin is 20 points or more</b> .....	<b>5-0</b>	<b>1-0</b>
<b>Shooting below 40%</b> .....	<b>3-3</b>	<b>1-1</b>	W: Gardner-Webb (+53), Hampton (+30), Elon (+29), Western Carolina (+60), Syracuse (+24)		
W: Hampton (32.7), Vermont (32.8), Notre Dame (38.7); L: Kansas State (37.1), South Carolina (31.3), FSU (35.1)			<b>No Tar Heel in double figures</b> .....	<b>0-0</b>	<b>0-0</b>
<b>Opponent shoots 50% or better</b> .....	<b>0-0</b>	<b>0-0</b>	<b>One Tar Heel in double figures</b> .....	<b>0-0</b>	<b>0-0</b>
<b>Opponent shoots between 40-49%</b> .....	<b>3-3</b>	<b>3-0</b>	<b>Two Tar Heels in double figures</b> .....	<b>3-4</b>	<b>2-1</b>
W: Clemson (44.1), Ga Tech (48.1), Louisville (44.1); L: Kansas St (43.5), FGCU (46.8), UConn (46.2)			W: Vermont, Notre Dame, UVA-1; L: Kansas State, FGCU, South Carolina, FSU		
<b>Opponent shoots below 40%</b> .....	<b>11-2</b>	<b>3-1</b>	<b>Three Tar Heels in double figures</b> .....	<b>6-0</b>	<b>3-0</b>
W: Gardner-Webb (30.0), Davidson (39.3), Hampton (32.5), Elon (30.4), Vermont (33.3), UNCG (38.5), WCU (31.4), Oklahoma (26.4), Syr (29.6), Notre Dame (31.1), UVA-1 (33.8); L: South Carolina (39.3), FSU (31.0)			W: Hampton, Elon, Oklahoma, Clemson, Syracuse, Ga Tech		
<b>Carolina outrebounds its opponent</b> .....	<b>10-4</b>	<b>4-1</b>	<b>Four Tar Heels in double figures</b> .....	<b>3-0</b>	<b>1-0</b>
W: Gardner-Webb (52-33), Elon (40-35), Vermont (46-39), UNCG (38-34), WCU (50-24), Oklahoma (49-44), Notre Dame (47-41), UVA-1 (44-39), Ga Tech (32-30), Lou (42-28); L: FGCU (27-21), South Carolina (45-39), UConn (43-33), FSU (48-47)			W: Davidson, Western Carolina, Louisville		
<b>Carolina gets outrebounded</b> .....	<b>3-1</b>	<b>2-0</b>	<b>Five Tar Heels in double figures</b> .....	<b>0-1</b>	<b>0-0</b>
W: Hampton (34-33), Clemson (38-37), Syr (43-41); L: Kansas State (46-25)			L: UConn		
<b>Teams are tied in rebounding</b> .....	<b>1-0</b>	<b>0-0</b>	<b>Six Tar Heels in double figures</b> .....	<b>2-0</b>	<b>0-0</b>
W: Davidson (34-34)			W: Gardner-Webb, UNCG		
<b>UNC bench outscores opponent bench</b> .....	<b>5-1</b>	<b>2-1</b>			
W: Gardner-Webb (45-15), Hampton (24-14), WCU (35-8), Syr (10-7), ND (24-2); L: FSU (17-10)					
<b>Opponent bench outscores UNC bench</b> .....	<b>9-3</b>	<b>4-0</b>			
W: Davidson (23-15), Elon (18-17), Vermont (17-14), UNCG (27-11), Oklahoma (12-4), Clemson (16-12), UVA-1 (28-23), Ga Tech (22-17), Louisville (20-16); L: Kansas State (22-18), FGCU (20-12), South Carolina (10-0)					
<b>Bench points are even</b> .....	<b>0-1</b>	<b>0-0</b>			
L: UConn (7-7)					





## HIGHS AND LOWS – Tar Heels and Opponents

<b>CAROLINA</b>	<b>High</b>	<b>Low</b>
Points	102 vs Hampton	54 vs. Vermont
Points in the 1st half	45 vs Gardner-Webb, Western Carolina	17 vs. Vermont
Points in the 2nd half	57 vs Gardner-Webb	25 vs. Oklahoma
Points in a Quarter	40 in Q3 vs Gardner-Webb	8, 3x, last Q1 vs K-State
Scoring Margin	+60 vs Western Carolina (W, 96-36)	-12 vs UConn (L, 76-64)
Field Goals	40 vs Western Carolina (40-77)	18 vs. Hampton (18-55)
Field Goal Attempts	87 vs Gardner-Webb (37-87)	53 vs. Davidson (26-53)
FG Percentage	.519 (40-77) vs. Western Carolina	.313 (21-57) vs. South Carolina
FG Percentage in a Half	.586 (17-29) vs. UNCG, 2nd half	.242 (8-33) vs Vermont, 1st
FG Percentage in a Quarter	.696 (16-23) in Q3 vs. Gardner-Webb	.176 (3-17) in Q4 vs Hampton
3-Point Field Goals	11 vs. Clemson (11-33)	2 vs. Vermont (2-16), vs K-State (2-20)
3-Point Attempts	37 vs Gardner-Webb (10-37)	10 vs. UConn (3-10)
3-Point Percentage (min. 10 att.)	.455 (5-11) vs. Davidson	.100 (2-20) vs K-State
3-Point Percentage in a Half (min. 5 att.)	.700 (7-10) vs UNCG, 2nd half	.000 (0-10) vs. K-State, 1st half
3-Point Percentage in a Quarter (min. 3 att.)	1.000 (3-3) in Q4 vs. UNCG	.000 (0-6) in Q2 vs K-State
Free Throws Made	20 vs FGCU (20-29)	5 vs UConn (5-10)
Free Throw Attempts	29 vs. FGCU (20-29)	9 vs. UNCG (7-9)
FT Pct. (min. 10 att.)	.842 (16-19) vs. Georgia Tech	.462 (12-26) vs Vermont
Offensive Rebounds	27 vs Hampton (52 total)	6 vs Kansas State (25 total)
Defensive Rebounds	39 vs. Oklahoma (49 total)	19 vs Kansas State (25 total)
Total Rebounds	52 vs. Gardner-Webb	25 vs. Kansas State
Rebound Margin	+26 vs Western Carolina	-21 vs. Kansas State
Assists	24 vs. Western Carolina	3 vs. Vermont
Turnovers	23 vs. Oklahoma	6 vs Western Carolina
Blocked Shots	11 vs. Louisville	1 vs Kansas State
Steals	16 vs. Western Carolina	3 vs Oklahoma, FSU
<b>OPPONENTS</b>	<b>High</b>	<b>Low</b>
Points	76 by UConn, Clemson	32 by Hampton
Points in a Half	44 by Davidson in 2nd	13 by Hampton in 1st
Points in a Quarter	29 by UConn, Q3	4 by Oklahoma in Q3
Field Goals	30 by UConn (30-65)	13 by Hampton (13-40)
Field Goal Attempts	72 by Oklahoma (19-72)	40 by Hampton (13-40)
FG Percentage	.481 (25-52) by Georgia Tech	.264 (19-72) by Oklahoma
FG Percentage in a Half	.611 (11-18) by FGCU, 2nd half	.129 (4-31) in 2nd by Oklahoma
FG Percentage in a Quarter	.750 (6-8) in Q3 by FGCU	.083 (1-12) in Q4 by Elon
3-Point Field Goals	11 by FGCU	1 by Elon, Oklahoma
3-Point Attempts	37 by FSU (10-37)	10 by Hampton
3-Point Percentage (min. 10 attempts)	.545 (6-11) by South Carolina	.038 (1-23) by Oklahoma
Free Throws Made	19 by Clemson (19-27)	1 by Western Carolina
Free Throw Attempts	27 by Clemson (19-27)	1 by Western Carolina
FT Pct. (min. 10 att.)	1.000 (14-14) by Gardner-Webb	.429 (3-7) by Syracuse
Offensive Rebounds	18 by Oklahoma	5 by Vermont, FGCU
Defensive Rebounds	35 by Kansas State	16 by FGCU
Total Rebounds	47 by FSU	21 by FGCU
Assists	20 by UConn	6 by Gardner-Webb
Turnovers	33 by Gardner-Webb	11 by FSU, Louisville
Blocked Shots	7 by South Carolina	0 by Vermont, FGCU, Oklahoma, UVA-1
Steals	10 by UConn	2 on 3 occasions (last by K-State)
<b>INDIVIDUAL BESTS</b>	<b>NORTH CAROLINA</b>	<b>OPPONENTS</b>
Points	27 by Deja Kelly vs Virginia-1, Georgia Tech	26 by Paige Bueckers, UConn
Field Goals	11 by Alyssa Ustby (11-17) vs Western Carolina	11 by Paige Bueckers, UConn
Field Goal Attempts	22 by Deja Kelly vs FSU (10-22)	22 by Dyaisha Fair, Syracuse
Field Goal Percentage (min. 5 made)	1.000 (8-8) by Maria Gakdeng vs. FGCU	.833 (5-6) by Bree Hall, South Carolina
3-Point Field Goals	6 by Lexi Donarski vs. UNCG (6-8), vs. Clemson (6-15)	5, 3x, last by Bejedi, FSU (5-9)
3-Field Goal Attempts	15 by Donarski vs. Clemson (6-15)	12, 2x (Dunn, Davidson; Fair, Syracuse)
3-Point Field Goal Pct (min. 2 made)	.750 (6-8) by Lexi Donarski vs. UNCG	1.000 (5-5) by Kennedy Simpson, UNCG
Free Throws Made	14 by Deja Kelly vs. Louisville (14-16)	7 by Sundell, Kansas State
Free Throw Attempts	16 by Deja Kelly vs. Louisville (14-16)	10 by Sundell, Kansas State
Free Throw Percentage (min. 4 made)	1.000 (6-6) by Maria Gakdeng vs FGCU	1.000 (6-6) by Ashley Hawkins, Gardner-Webb
Offensive Rebounds	7 by Gakdeng vs. UConn	5 by A. Emma-Nnopus, UNCG
Defensive Rebounds	12 by Ustby vs. Virginia (1/14)	13 by Kamilia Cardoso, South Carolina
Total Rebounds	16 by Alyssa Ustby vs. Syracuse	16 by Kamilia Cardoso, South Carolina
Assists	10 by Alyssa Ustby vs. Syracuse	9 by Tonie Morgan, Georgia Tech
Turnovers	6 by Alyssa Ustby vs. FGCU and Okla; by D. Kelly vs UConn	10 by Ashley Hawkins, Gardner-Webb
Blocked Shots	7 by Alyssa Ustby vs Louisville	4 by Cardoso, SC; Bueckers, UConn
Steals	5 by Deja Kelly vs. Kansas State, Nivar vs. ND	4 by Hidalgo, ND
Minutes Played	40:00 by D. Kelly vs. FGCU, GT, Lou; Donarski vs. USC, ND	38:56 by Dyaisha Fair, Syracuse





## MEET THE TAR HEELS



#0

## ALEXANDRA ZELAYA

(zeh-LIE-uh)

SENIOR • F • 6-4

GOODYEAR, ARIZ.

MILLENNIUM HIGH SCHOOL

Major: Environmental Science  
Minors: Marine Science, Business Administration

## Good to know ...

- Teammates call her "Ali" or "Ali Z"
- An artist who specializes in painting, sketching and drawing and has sold her work.
- Middle of three sisters. Her older sister, Adriana, played basketball at Monmouth and is now a student at UNC's Adams School of Dentistry
- Represents the team on UNC's Student-Athlete Advisory Council

## In 2023-24

- Saw 9 minutes of playing time in the season opener against Gardner-Webb and against Elon
- Played a crucial 15:38 in the win over Oklahoma, with a season-high 6 rebounds and 2 steals

## In 2022-23

- Against SC State, tied her career highs in rebounds (7), assists (3) and blocks (2)
- Contributed an assist, a block and a steal in nine minutes of play vs Georgia Tech
- Scored a season-high six points on 2-3 shooting in the home game vs. Virginia. Also was 2-2 from the foul line.
- Made her first career start in the Feb. 12 game against Boston College. Played a career-high 29 minutes and also had career highs in assists (5) and steals (2)
- Also started at NC State, setting a new career high for minutes (31) and scoring five points, all in the first five minutes of the third quarter when she was 2-2 from the field with a three-pointer
- Started vs. Wake Forest and played 12 minutes, scoring four points on 2-3 shooting

## In 2021-22

- Provided post depth off the bench
- Playing in her home state, came off the bench for 18 minutes of action, her second-highest minutes total of the season, in the NCAA Tournament first round win over SFA in Tucson, Ariz.
- Scored a career-high 10 points in the final game of the season, the Sweet 16 loss to South Carolina. She was 4-6 from the field and 2-2 from the foul line and also had three rebounds and a block in 21 minutes, equal to her career high

## ..... 2023-24 SEASON HIGHS ..... CAREER HIGHS

Points.....	4, 2x, last vs. Okla, 12/19	10, South Carolina, 3/25/22
Rebounds.....	6 vs. Okla, 12/19	7, 2x; last vs SC State, 11/16/22
FG.....	1, 4x	4, South Carolina, 3/25/22
FGA.....	4 vs. G-W, 11/8	7, Radford, 11/25/20
3FG.....	1, 3x	1, 10x; last vs G-W, 11/8/23
3FGA.....	3 vs. G-W, 11/8	4, 2x, last vs. NC State, 1/30/22
FT.....	2 vs. Okla, 12/19	3 vs. Radford, 11/25/20
FTA.....	2, 2x	4 vs. Radford, 11/25/20
Assists.....	1, 2x	5 vs. BC, 2/12/23
Steals.....	2 vs. Okla, 12/19	2, 2x; last vs. Okla, 12/19/23
Blocks.....	1, 3x	2, 2x; last vs SC State, 11/16/22
Minutes.....	15:38 vs. Okla, 12/19	31 vs. NC State, 2/16/23

## GAME BY GAME IN 2023-24

Date	Opponent	GS	FG-A	3FG-A	FT-A	O-D-R	A	T	S	B	Pts	Min
11/9	G-W		1-4	1-3	1-2	1-0-1	0	1	0	1	4	9:20
11/12	Davidson	DNP										
11/15	Hampton		1-2	1-2	0-0	0-2-2	0	0	0	0	3	8:08
11/18	Elon		0-0	0-0	0-0	0-0-0	0	0	0	0	0	9:24
11/24	Vermont	DNP										
11/25	Kansas St		0-3	0-3	1-2	0-0-0	0	1	0	0	1	11:25
11/26	FGCU	DNP										
11/30	USC		0-2	0-2	0-0	0-1-1	1	1	0	1	0	6:12
12/6	UNCG		0-0	0-0	0-0	0-0-0	0	0	0	0	0	2:56
12/10	UConn	DNP										
12/15	WCU		1-2	1-1	0-0	0-1-1	1	0	1	0	3	10:51
12/19	Oklahoma		1-2	0-0	2-2	2-4-6	0	1	2	1	4	15:38
12/31	Clemson	DNP										
1/4	Syracuse		0-1	0-1	0-0	0-1-1	0	0	0	0	0	3:01
1/7	ND	DNP										
1/11	FSU	DNP										
1/14	UVA		0-1	0-1	0-0	0-0-0	0	0	0	0	0	2:29
1/18	GT	DNP										
1/21	LOU	DNP										

## ZELAYA'S CAREER

				Field Goals		3-Point		F-Throws		Rebounds										Scoring	
SEASON	TEAM	GP-GS	MIN/AVG	FG-FGA	FG%	3FG-3FGA	3FG%	FT-FTA	FT%	OFF	DEF	TOT	AVG	PF-FO	A	TO	BLK	STL	PTS	AVG	
2020-21	UNC	13-0	81/6.3	10-30	.333	3-12	.250	5-6	.833	6	15	21	1.6	7-0	4	5	2	1	28	2.2	
2021-22	UNC	28-0	287/10.3	19-69	.275	3-29	.103	9-16	.563	15	43	58	2.1	30-0	13	14	8	4	50	1.8	
2022-23	UNC	26-3	255/9.8	15-44	.341	3-22	.136	4-6	.667	5	29	34	1.3	34-0	18	13	11	4	37	1.4	
2023-24	UNC	10-0	79/7.9	4-18	.222	3-13	.231	4-6	.667	3	9	12	1.2	7-0	2	4	3	3	15	1.5	
TOTAL		77-3	703/9.1	48-161	.298	12-76	.158	22-34	.647	29	96	125	1.6	78-0	37	36	24	12	130	1.7	





## MEET THE TAR HEELS



#1

### ALYSSA USTBY

(US-bee)

SENIOR • G/F • 6-1

ROCHESTER, MINN.

LOURDES HIGH SCHOOL

(School is pronounced LOO-erd)

Major: Advertising &amp; PR

Minor: Business Administration

#### Good to know ...

- A team captain for 2023-24, along with Deja Kelly
- Registered the program's first double-double with 16 points, 16 rebounds, 10 assists against Syracuse on Jan. 4. In that game, against No. 25 Syracuse, she became the first player in DI history with 15 points, 15 rebounds and 10 assists against a ranked team.
- Named to the watch list for the Cheryl Miller Award (nation's top small forward) in each of the past three seasons
- An all-around athlete who was a three-sport standout in high school. She played soccer and softball in addition to basketball, and she played all five positions on her basketball team.
- Has three older brothers
- Among non-basketball talents: plays the piano and can juggle while riding a ripstick (similar to a skateboard)
- Represented the U.S. as part of the 2022 U23 3x3 team in the Dominican Republic (August) and Romania (September)
- Won a Punt, Pass and Kick competition at UNC's spring football game in April of 2022 by kicking a 35-yard field goal

#### Honors

- Cheryl Miller Award Top 10 List (nation's top small forward) for the 2nd year in a row. She was on the preseason watch list for the 3rd year.
- Naismith Player of the Year Watch List
- Preseason All-ACC
- A USBWA National Player of the Week (one of five) on Jan. 3 for her performance vs Clemson

#### 2023-24 Notes

- Season-high 18 points against South Carolina. Also equaled her season high for rebounds with 12 and led UNC with three blocks, equal to her career high.
- Tied her season high with six assists against UNCG
- Tied her career high with 23 points in just 23:40 of play against Western Carolina. She was 11-17 from the field and also had team highs for assists and steals, both equaling her season highs
- Scored 15 points and added a season-best 13 rebounds against Oklahoma
- Scored 21 points and grabbed 11 rebounds against Clemson to register her second double-double in a row, sixth of the season and 28th of her career
- Registered the program's first-ever triple-double with 16 points, 16 rebounds, 10 assists against Syracuse on Jan. 4. Her 10 assists in that game marked a career high. She accomplished the feat with a free throw that put her at 10 points for the game late in the third quarter.
- Notched her 30th career double-double with 17 pts and 12 rebounds vs. Virginia on Jan. 14
- Made a career-high seven blocks vs. Louisville, more than double her

#### 2023-24 SEASON HIGHS CAREER HIGHS

Points.....	23 vs. Western Carolina, 12/15	23, 2x; last vs VCU, 11/26/21
Rebounds.....	16 vs Syracuse, 1/4	18 vs. NC State, 1/15/23
FG.....	11 vs. Western Carolina, 12/15	11, 2x, last vs WCU, 1/15/23
FGA.....	20 vs. South Carolina, 11/30	23 vs Minn, 12/1/21
3FG.....	4 vs. NCST, 2/7/21	
3FGA.....	3 vs. UVM, 11/24	6 vs Va Tech, 2/13/22
FT.....	5 vs. Hampton, 11/15	7 at Pitt, 1/26/23
FTA.....	5 vs. Hampton, 11/15	8 at Pitt, 1/26/23
Assists.....	10 vs. Syracuse, 1/4	10 vs. Syracuse, 1/4/24
Steals.....	4, 2x, last vs Western Carolina, 12/15	6 vs. Clemson, 1/2/22
Blocks.....	7 vs. Louisville, 1/21	7 vs. Louisville, 1/21/24
Minutes.....	38:24 vs. South Carolina, 11/30	41 vs. WFU, 12/20/20

#### GAME BY GAME IN 2023-24

Date	Opponent	GS	FG-A	3FG-A	FT-A	O-D-R	A	T	S	B	Pts	Min
11/8	G-W	*	5-11	0-2	2-4	6-6-12	6	2	4	0	12	28:40
11/12	Davidson	*	5-11	0-0	1-2	4-5-9	3	0	2	3	11	36:10
11/15	Hampton	*	1-6	0-0	5-6	3-3-6	3	1	2	0	7	22:32
11/18	Elon	*	8-14	0-0	0-1	4-7-11	2	1	3	3	16	24:09
11/24	Vermont	*	6-14	0-3	3-4	2-8-10	1	2	0	1	15	33:41
11/25	Kansas St	*	2-2	0-0	0-2	3-6-9	3	4	3	0	4	32:58
11/27	FGCU	*	1-4	0-0	1-2	1-1-2	2	6	1	0	3	23:48
11/30	USC	*	8-20	0-0	2-2	6-6-12	3	4	0	3	18	38:24
12/6	UNCG	*	6-9	0-0	1-2	2-3-5	6	4	2	0	13	34:26
12/10	UConn	*	5-16	0-0	0-0	4-3-7	3	3	3	0	10	33:59
12/15	WCU	*	11-17	0-0	1-2	4-5-9	6	1	4	2	23	23:40
12/19	Oklahoma	*	6-11	0-0	3-4	3-10-13	2	6	0	3	15	34:50
12/31	Clemson	*	8-10	0-0	5-7	5-6-11	2	1	2	0	21	35:23
1/4	Syracuse	*	7-11	0-0	2-4	5-11-16	10	5	2	0	16	32:36
1/7	Notre Dame	*	3-10	0-0	1-4	4-7-11	3	3	2	0	7	37:34
1/11	FSU	*	3-12	0-1	0-2	2-7-9	0	2	0	0	6	29:51
1/14	Virginia	*	8-15	0-0	1-2	0-12-12	5	3	1	3	17	36:39
1/18	Ga Tech	*	6-11	0-0	3-3	3-1-4	4	2	2	1	15	36:18
1/21	Louisville	*	5-9	0-0	0-0	5-7-12	2	2	2	7	10	37:48

previous best

#### 2022-23 Notes

- Honorable mention All-America by the WBCA
- All-ACC first team, All-ACC Academic Team for the third time
- Academic All-District Team (College Sports Communicators)
- Naismith Trophy Midseason Team (Top 30), Cheryl Miller Award Top 10
- USBWA National Player of the Week (Jan. 24)
- Phil Knight Invitational All-Tournament team
- Ranked in the ACC's top 10 in field goal percentage (third, .506), rebounding (fourth, 8.3), blocks (ninth, 1.1) and steals (10th, 1.9). She was the only player in the conference ranked in the top 10 in each of those categories at the end of the season.
- Starter in 71 consecutive games before missing the Feb. 5 game at Louisville. It was the first game she'd missed as a Tar Heel. She was sidelined by injury for five games, returning on Feb. 23 vs. Virginia Tech
- Scored her 1,000th career point in the win over St. John's on 3/18. She went into the game, which was played on her 21st birthday, 10 points shy of that milestone and finished with 13 points. She's the 40th Tar Heel to score 1,000 at UNC.


## USTBY'S CAREER

				Field Goals		3-Point		F-Throws		Rebounds										Scoring	
SEASON	TEAM	GP-GS	MIN/AVG	FG-FGA	FG%	3FG-3FGA	3FG%	FT-FTA	FT%	OFF	DEF	TOT	AVG	PF-FO	A	TO	BLK	STL	PTS	AVG	
2020-21	UNC	24-17	722/30.1	103-207	.498	12-37	.324	19-35	.543	44	92	136	5.7	57-1	52	42	12	39	237	9.9	
2021-22	UNC	32-32	1017/31.8	173-389	.445	17-55	.309	50-87	.575	94	182	276	8.6	77-3	74	78	21	54	413	12.9	
2022-23	UNC	28-28	867/31.0	161-318	.506	10-33	.303	37-65	.569	79	154	233	8.3	73-1	65	84	30	54	369	13.2	
2023-24	UNC	19-19	613/32.3	104-213	.488	0-6	.000	31-53	.585	66	114	180	9.5	58-3	66	52	26	35	239	12.6	
TOTAL		103-96	3219/31.3	541-1127	.480	39-131	.298	137-240	.571	283	542	825	8.0	265-8	257	256	89	182	1258	12.2	





## MEET THE TAR HEELS



#2

**PAULINA PARIS****SOPHOMORE • G • 5-9****CONGERS, N.Y.***(Hometown is pronounced CON-gers, with a hard "g")***SADDLE RIVER DAY SCHOOL**

Major: Exercise and Sport Science

**Good to know ...**

- Her father Bryan played basketball at the University of Turabo and then professionally in Puerto Rico. He was her coach in AAU from ages 6-16.
- Has three siblings: Kayla Atkinson, Vanessa Paris and Bryan Paris
- Favorite show is *Stranger Things* and she has watched the full series nine times. Has also watched up to the current season of *Grey's Anatomy* multiple times.
- Says she's never lost a game in Wii Sports
- Dream job is to play in the WNBA and start her own physical therapy practice

**2023-24**

- Made her first start of the season in the win over Elon
- Missed the UNCG game with a day-to-day injury. It was the first game she's missed at UNC, breaking a string of 36 games in a row, which was the longest on the team. Also missed the UConn game
- Returned to the court – and the starting lineup – against Western Carolina. She finished with 16 points on 6-8 shooting, 4 rebounds, 3 assists and 3 steals in 26 minutes
- Season-high 32:48 minutes against Clemson
- Did not make the trip to Georgia Tech due to a lower-body injury (day-to-day)

**2022-23 Notes**

- ACC Rookie of the Week (Jan. 30)
- Only newcomer on the 2022-23 roster
- Her only points of the game vs. Oregon came on a layup to beat the 3rd quarter buzzer and put UNC up 56-55 heading into the final period
- Season-high 15 points in 21 minutes off the bench against USC Upstate. She scored 10 of her points in the fourth quarter, all in the final four minutes of the game, with seven of them coming in the final 1:16
- Tied her career high with 15 points at Virginia Tech. She was 6-9 from the field in 21 minutes of play and scored nine points in the fourth quarter alone
- Scored a career-high 16 points in 23 minutes of play against Notre Dame. Her total led the team and included 11 points in the fourth quarter
- Made her first career start at Clemson and led the team with a career-high 22 points. She hit six three-pointers, double her previous high of three. Also had a career high in steals (5) and minutes (33). The performance earned her ACC Rookie of the Week recognition.
- Hit four free throws in a 29-second span late in the win at Duke. Her 4-4 shooting from the line cut the Blue Devil lead to one with 3:06 to play
- Three-point play against St. John's tied the game with 1:59 to play. The Tar Heels never trailed again and went on to win 61-59. Those were her only points of the game.

**..... 2023-24 SEASON HIGHS ..... CAREER HIGHS**

Points.....	16 vs Western Carolina, 12/15.....	22 vs. Clemson, 1/29/23
Rebounds.....	4 vs WCU, 12/15.....	7 vs. SC State, 11/16/22
FG.....	6 vs. WCU, 12/15.....	7 vs Clemson, 1/29/23
FGA.....	12 vs. G-W, 11/8 and Okla, 12/19.....	14 vs. Clemson, 1/29/23
3FG.....	3 vs. G-W, 11/8.....	6 vs Clemson, 1/29/23
3FGA.....	8 vs. G-W, 11/8.....	12 vs. Clemson, 1/29/23
FT.....	2, 3x.....	5 vs Louisville, 2/5/23
FTA.....	2, 3x.....	8 vs Louisville, 2/5/23
Assists.....	5 vs. G-W, 11/8.....	6 vs. SC State, 11/16/22
Steals.....	3, 3x.....	5 vs Clemson, 1/29/23
Blocks.....	.....	2 vs Duke-ACC, 3/3/23
Minutes.....	32:48 vs Clemson.....	33 vs Clemson, 1/29/23

**GAME BY GAME**

Date	Opponent	GS	FG-A	3FG-A	FT-A	O-D-R	A	T	S	B	Pts	Min
11/8	Gardner-Webb		5-12	3-8	2-2	1-1-2	5	0	3	0	15	30:46
11/12	Davidson		3-7	2-3	0-0	0-2-2	2	1	0	0	8	27:27
11/15	Hampton		4-6	1-3	2-2	0-0-0	2	1	1	0	11	25:03
11/18	Elon	*	0-5	0-2	0-0	0-2-2	1	3	0	0	0	20:22
11/24	Vermont		0-0	0-0	0-0	0-0-0	0	0	0	0	0	6:34
11/25	Kansas State		1-6	0-5	0-0	0-2-2	1	1	0	0	2	15:16
11/26	FGCU		0-1	0-1	0-0	0-0-0	0	0	0	0	0	4:23
11/30	USC		0-3	0-2	0-0	0-0-0	1	0	0	0	0	11:55
12/6	UNCG	DNP										
12/10	UConn	DNP										
12/15	WCU	*	6-8	2-4	2-2	0-4-4	3	1	3	0	16	25:39
12/19	Oklahoma	*	4-12	1-5	0-0	0-2-2	1	3	0	0	9	29:55
12/31	Clemson	*	2-8	2-8	0-0	0-3-3	4	1	1	0	6	32:48
1/4	Syracuse	*	2-5	2-5	0-2	0-0-0	0	1	0	0	6	20:27
1/7	Notre Dame	*	1-1	1-1	0-0	0-2-2	0	1	0	0	3	12:03
1/11	FSU	*	2-7	2-4	2-2	0-2-2	1	2	0	0	8	30:49
1/14	UVa	*	1-4	0-2	2-2	0-2-2	1	0	0	0	4	10:15
1/18	Ga Tech	DNP										
1/21	Louisville	DNP										

**PARIS' CAREER**

SEASON	TEAM	GP-GS	MIN/AVG	FG-FGA	FG%	3FG-3FGA	3FG%	FT-FTA	FT%	OFF	DEF	TOT	AVG	PF-FO	A	TO	BLK	STL	PTS	AVG
2022-23	UNC	33-4	665/20.1	74-202	.366	35-111	.315	26-39	.667	10	51	61	1.8	36-0	42	37	4	38	209	6.3
2023-24	UNC	15-8	304/20.2	31-85	.365	16-53	.302	10-12	.833	1	22	23	1.5	17-0	22	15	0	8	88	5.9
<b>TOTAL</b>		<b>48-12</b>	<b>968/20.2</b>	<b>105-287</b>	<b>.366</b>	<b>51-164</b>	<b>.311</b>	<b>36-51</b>	<b>.706</b>	<b>11</b>	<b>73</b>	<b>84</b>	<b>1.8</b>	<b>53-0</b>	<b>64</b>	<b>52</b>	<b>4</b>	<b>46</b>	<b>297</b>	<b>6.2</b>





## MEET THE TAR HEELS



#5

## MARIA GAKDENG

(GOCK-deng)

JUNIOR • F/C • 6-2

LANHAM, MD.

NEW HOPE ACADEMY/  
BOSTON COLLEGE

Major: Political Science

## Good to know ...

- Transferred to UNC after two standout seasons at Boston College
- UNC coach Courtney Banghart also recruited her out of New Hope Academy before Gakdeng signed with BC
- Favorite pregame meal is pasta with meat sauce

## 2023-24

- Named to the Lisa Leslie Award watch list
- Scored 13 points (5-6 shooting) in 15 minutes of play in her Tar Heel debut
- Tied her career high with 22 points against FGCU. She was a perfect 8-8 from the field and 6-6 from the line and also led UNC with nine rebounds.
- Made her first four shots in the following game, against South Carolina, to stretch her string of field goal makes to 12 before she missed one late in the loss to the Gamecocks.
- Grabbed a season-high 10 rebounds against South Carolina
- Turned in her first double-double as a Tar Heel against UConn, leading UNC in both points (14) and rebounds (13)
- Equalled her career high with 22 points against Syracuse. She was 9-12 from the field and 4-6 from three. Fifteen of her points came in the first half.
- At Georgia Tech, scored six of her eight points in a span of 1:07 early in the second quarter

## Before UNC

- Two-year starter at Boston College
- As a sophomore in 2022-23, averaged 11.3 points and 6.5 rebounds while shooting .578 from the floor. That shooting percentage would have ranked second in the ACC, but she fell just shy of the minimum five makes per game required for inclusion.
- Ranked third in third in the ACC in blocks (1.76 per game), 11th in rebounding and 20th in scoring.
- As a freshman in 2021-22, named to the ACC's All-Freshman Team and was the league's Freshman of the Week five times

## 2023-24 SEASON HIGHS CAREER HIGHS

Points.....	22, 2x, last vs Syracuse, 1/4.....	22, 3x; last vs Syracuse, 1/4/24
Rebounds.....	13 vs. UConn, 12/10.....	16 vs Virginia, 2/3/22
FG.....	9 vs Syracuse, 1/4.....	9, 3x; last vs. Syracuse 1/4/24
FGA.....	12 vs Syracuse, 1/4.....	13, 2x; last vs FSU, 3/3/22
3FG.....		
3FGA.....		
FT.....	6 vs FGCU, 11/26.....	6 vs Wake Forest, 2/26/23
FTA.....	6 vs FGCU, 11/26 and Syracuse, 1/4.....	12 vs Wake Forest, 2/26/23
Assists.....	3 vs UConn, 12/10.....	4, on 5 occasions
Steals.....	2, 2x, last vs. Clemson, 12/31.....	3, on 5 occasions
Blocks.....	2, 10x, last vs. Georgia Tech, 1/17 ...	6, 2x; last vs Notre Dame, 1/1/23
Minutes.....	35:39 vs UConn, 12/10 ...	40, 2x; last vs UAlbany, 12/10/22

## GAME BY GAME IN 2023-24

Date	Opponent	GS	FG-A	3FG-A	FT-A	O-D-R	A	T	S	B	Pts	Min
11/8	G-W	*	5-6	0-0	3-4	3-3-6	1	3	0	0	13	14:55
11/12	Davidson	*	6-8	0-0	3-4	2-2-4	0	2	0	2	15	31:30
11/15	Hampton	*	4-6	0-0	2-3	4-5-9	1	2	2	1	10	30:54
11/18	Elon	*	6-10	0-0	1-1	4-1-5	0	0	1	2	13	25:54
11/24	Vermont	*	2-4	0-0	1-4	2-3-5	0	1	1	1	5	25:01
11/25	Kansas St	*	0-1	0-0	0-0	0-1-1	0	1	0	0	0	9:08
11/26	FGCU	*	8-8	0-0	6-6	4-5-9	0	0	0	1	22	32:33
11/30	USC	*	4-5	0-0	0-1	4-6-10	1	0	0	2	8	22:53
12/6	UNCG	*	5-8	0-0	2-2	1-5-6	0	1	0	2	12	30:22
12/10	UConn	*	6-9	0-0	2-2	7-6-13	3	2	0	2	14	35:39
12/15	WCU	*	5-9	0-0	0-0	2-2-4	2	0	0	2	10	17:40
12/19	Oklahoma	*	1-2	0-0	0-0	1-1-2	0	5	0	1	2	15:06
12/31	Clemson	*	1-3	0-0	3-3	3-6-9	0	1	2	2	5	25:23
1/4	Syracuse	*	9-12	0-0	4-6	2-5-7	0	2	0	1	22	25:57
1/7	Notre Dame	*	3-5	0-0	2-4	1-3-4	2	0	0	2	8	28:55
1/11	FSU	*	2-6	0-0	1-2	3-4-7	0	1	1	2	5	21:10
1/14	UVa	*	3-4	0-0	1-2	1-5-6	0	1	0	0	7	18:28
1/18	Ga Tech	*	4-7	0-0	0-0	1-3-4	0	0	0	2	8	20:59
1/21	Louisville	*	4-6	0-0	0-2	3-4-7	0	3	0	1	8	17:50

## GAKDENG'S CAREER

				Field Goals		3-Point		F-Throws		Rebounds				Scoring						
SEASON	TEAM	GP-GS	MIN/AVG	FG-FGA	FG%	3FG-3FGA	3FG%	FT-FTA	FT%	OFF	DEF	TOT	AVG	PF-FO	A	TO	BLK	STL	PTS	AVG
2021-22	BC	33-32	844/25.6	130-223	.583	0-0	.000	34-59	.576	76	131	207	6.3	82-1	26	81	73	28	294	8.9
2022-23	BC	33-33	978/29.6	155-268	.578	0-0	.000	64-119	.538	86	128	214	6.5	93-1	42	96	58	23	374	11.3
2023-24	UNC	19-19	450/23.7	78-119	.655	0-0	.000	31-46	.674	48	70	118	6.2	43-1	10	25	26	7	187	9.8
TOTAL FOR UNC		19-19	450/23.7	78-119	.655	0-0	.000	31-46	.674	48	70	118	6.2	43-1	10	25	26	7	187	9.8
TOTAL		85-84	2272/26.7	363-610	.595	0-0	.000	129-224	.576	210	329	539	6.3	218-3	78	202	157	58	855	10.1





## MEET THE TAR HEELS



# #10 RENIYA KELLY

(ruh-NIE-uh)

**FRESHMAN • G • 5-7****HOOVER, ALA.****HOOVER HIGH SCHOOL**

Major: Undecided

**In 2023-24**

- First freshman to start the opening game of the year since Deja Kelly and Kennedy Todd-Williams did so in 2020-21
- Started the first three and the game against Vermont in Florida, and has come off the bench in the others
- Scored six points, her high as a Tar Heel, against UConn. She played 11:55, all in the first half. Did not return after halftime due to injury.
- Sat out the Western Carolina, Oklahoma and Clemson games with injury
- Returned against Syracuse and scored a career-high seven points off the bench. She was 3-3 from the field, including a three-pointer
- Started in place of Paulina Paris (out with injury) against Georgia Tech and played 23 minutes, her high in ACC competition
- Against Louisville, scored a career-best nine points in a career-high 28 minutes. She also had a career high in assists with five.

**More on Kelly**

- Three-time state championship MVP at Hoover High School
- Alabama's Miss Basketball and Gatorade Player of the Year in 2023
- Hoover won four state championships and went 168-10 during her five years on the team
- Her No. 10 jersey was retired by Hoover High School in a ceremony over the 2023 holiday break

**.....2023-24 SEASON HIGHS**

Points.....9 vs. Louisville, 1/21  
 Rebounds .....4, 3x, last vs Notre Dame, 1/7  
 FG.....4 vs. Louisville, 1/21  
 FGA .....9, 2x, last vs. Louisville, 1/21  
 3FG.....1, 3x; last vs. Louisville, 1/21  
 3FGA .....5 vs. G-W, 11/8  
 FT .....2, 3x, last vs. UVA, 1/14  
 FTA .....2, 4x, last vs. UVA, 1/14  
 Assists .....5 vs Louisville, 1/21  
 Steals.....3 vs. G-W, 11/8  
 Blocks.....  
 Minutes.....28:10 vs. Louisville

**GAME BY GAME IN 2023-24**

Date	Opponent	GS	FG-A	3FG-A	FT-A	O-D-R	A	T	S	B	Pts	Min
11/8	G-W	*	1-9	0-5	2-2	0-3-3	3	1	3	0	4	22:40
11/12	Davidson	*	0-2	0-0	0-0	0-2-2	1	1	0	0	0	12:18
11/15	Hampton	*	0-4	0-3	1-2	0-1-1	1	0	0	0	1	19:46
11/18	Elon		2-4	0-2	0-0	1-3-4	1	2	1	0	4	24:49
11/24	Vermont	*	1-5	0-2	0-0	0-4-4	1	1	1	0	2	21:06
11/25	Kansas St		1-1	0-0	0-0	1-0-1	0	0	0	0	2	2:09
11/26	FGCU		0-0	0-0	0-0	0-0-0	0	0	0	0	0	1:36
11/30	USC		0-0	0-0	0-0	0-0-0	0	0	0	0	0	3:06
12/6	UNCG		0-2	0-1	0-0	0-0-0	0	0	0	0	0	6:30
12/10	UConn		2-4	1-1	1-2	0-1-1	3	1	0	0	6	11:55
12/15	WCU	DNP										
12/19	Oklahoma	DNP										
12/31	Clemson	DNP										
1/4	Syracuse		3-3	1-1	0-0	1-1-2	1	2	0	0	7	7:42
1/7	Notre Dame		1-6	0-0	2-2	1-3-4	1	2	1	0	4	14:28
1/11	FSU		0-3	0-1	0-0	0-1-1	0	0	1	0	0	5:54
1/14	UVa		2-4	0-2	2-2	0-0-0	3	1	1	0	6	17:50
1/18	Ga Tech	*	1-4	0-1	0-0	0-3-3	1	1	2	0	2	23:43
1/21	Louisville	*	4-9	1-4	0-0	0-3-3	5	3	1	0	9	28:10

**KELLY'S CAREER**

				Field Goals		3-Point		F-Throws		Rebounds				Scoring						
SEASON	TEAM	GP-GS	MIN/AVG	FG-FGA	FG%	3FG-3FGA	3FG%	FT-FTA	FT%	OFF	DEF	TOT	AVG	PF-FO	A	TO	BLK	STL	PTS	AVG
2023-24	UNC	16-6	224/14.0	18-60	.300	3-24	.125	8-10	.800	4	25	29	1.8	19-0	21	15	0	11	47	2.9
<b>TOTAL</b>		<b>16-6</b>	<b>224/14.0</b>	<b>18-60</b>	<b>.300</b>	<b>3-24</b>	<b>.125</b>	<b>8-10</b>	<b>.800</b>	<b>4</b>	<b>25</b>	<b>29</b>	<b>1.8</b>	<b>19-0</b>	<b>21</b>	<b>15</b>	<b>0</b>	<b>11</b>	<b>47</b>	<b>2.9</b>





## MEET THE TAR HEELS



#11

**KAYLA McPHERSON**

(mick-FEAR-son)

**RS SOPHOMORE • G • 5-8****HULL, GA.****MADISON COUNTY HIGH SCHOOL**

Major: Communication Studies

**Good to know ...**

- Switched to No. 11 for this season after wearing No. 14 in her first two years at UNC. It's the number she wore throughout high school but it was taken (by Ariel Young) when she arrived at UNC
- Both her parents played basketball at Western Kentucky
- Topped 60 points twice in high school, scoring 64 in one game as a sophomore and 63 as a junior.

- Announced on Jan. 6 that she will miss the remainder of the season after sustaining a knee injury that requires surgery.

**In 2023-24**

- Did not play in the opener (day-to-day lower body injury)
- Played a season-high 25 minutes against Vermont. All six of her points came in the pivotal late-game stretch in which UNC battled back from a nine-point deficit to win the game
- Made her first start of the season against Kansas State and scored a season-best 11 points. Also started the following game, against FGCU.
- Grabbed a season-high six rebounds in the loss to South Carolina

**In 2022-23**

- Missed the first 20 games of the season with a lower body injury
- Saw her first collegiate action in the Jan. 29 game at Clemson. She scored eight points on 3-7 shooting in her collegiate debut
- Led UNC with 14 points off the bench in 18 minutes of play against Virginia in her first game at Carmichael Arena
- Played a career-high 27 minutes in the loss at Louisville
- Made her first career start against Boston College on 2/12. She hit career highs in points (22) and rebounds (6) in the win and was named ACC Rookie of the Week the following day.
- Played a career-high 35:55 minutes at NC State
- Career best three steals in the win at Duke. Also had three assists, including a pass to Kennedy Todd-Williams for her game-tying three in the game's closing minutes

**More on McPherson**

- Redshirted the 2021-22 season as she continued to rehabilitate a high school knee injury. Suffered an unrelated injury in the fall of 2022 that kept her out of the season's first 20 games.
- Counted 808 days between her final high school game and her first action at UNC
- Named to the Jordan Brand Classic 2021 Girls National Team and the 2021 McDonald's All-American Girls Team
- Ranked 17th in the ESPNW Class of 2021 rankings
- Led the nation in scoring in 2019-20 with 36.3 points per game

**..... 2023-24 SEASON ..... CAREER HIGHS**

Points.....	11 vs. Kansas State, 11/25.....	22 vs Boston College, 2/12/23
Rebounds.....	6 vs. South Carolina, 11/30.....	6, 2x, last vs USC, 11/30/23
FG.....	4 vs. Kansas State, 11/25.....	9 vs Boston College, 2/12/23
FGA.....	7 vs. Kansas State, 11/25.....	17 vs Boston College, 2/12/23
3FG.....	2 vs. Elon, 11/18.....	4 vs Boston College, 2/12/23
3FGA.....	5 vs. Elon, 11/18.....	7 vs Boston College, 2/12/23
FT.....	3 vs. Kansas State, 11/25...3, 2x; last vs. Kansas St, 11/25/23	
FTA.....	4, 2x; last vs. Kansas St, 11/25.....	5 vs Wake Forest, 2/19/23
Assists.....	5 vs. Elon, 11/18.....	4 vs Virginia, 2/2/23
Steals.....	1, 4x, last vs. K State, 11/25.....	3, 2x; last at Duke, 2/26/23
Blocks.....		
Minutes.....	27:32 vs. USC, 11/30.....	36 vs NC State, 2/16/23

**GAME BY GAME IN 2023-24**

Date	Opponent	GS	FG-A	3FG-A	FT-A	O-D-R	A	T	S	B	Pts	Min
11/8	G-W	DNP										
11/12	Davidson		0-1	0-1	0-0	0-0-0	0	0	0	0	0	6:41
11/15	Hampton		1-3	1-2	2-4	0-1-1	2	0	1	0	5	12:23
11/18	Elon		2-5	2-5	1-2	0-1-1	5	1	1	0	7	14:19
11/24	Vermont		2-6	0-2	2-5	0-3-3	1	2	1	0	6	24:56
11/25	Kansas St	*	4-7	0-0	3-4	0-2-2	0	1	1	0	11	16:48
11/27	FGCU	*	0-4	0-1	1-2	0-0-0	2	2	3	0	1	21:12
11/30	USC	*	0-5	0-3	3-4	2-4-6	3	2	0	0	3	27:32

Announced on Jan. 6 that she would miss the rest of the season

**McPHERSON'S CAREER**

				Field Goals		3-Point		F-Throws		Rebounds									Scoring	
SEASON	TEAM	GP-GS	MIN/AVG	FG-FGA	FG%	3FG-3FGA	3FG%	FT-FTA	FT%	OFF	DEF	TOT	AVG	PF-FO	A	TO	BLK	STL	PTS	AVG
2022-23	UNC	13-3	265/20.4	34-89	.382	9-33	.273	11-24	.458	2	30	32	2.5	27-0	23	32	0	15	88	6.8
2023-24	UNC	7-3	124/17.7	9-31	.290	3-14	.214	12-21	.571	2	11	13	1.9	12-0	13	8	0	7	33	4.7
TOTAL		20-6	389/19.4	43-120	.358	12-47	.255	23-45	.511	4	41	45	2.3	39-0	36	40	0	22	121	6.1





## MEET THE TAR HEELS



#13

# TEONNI KEY

(tee-AH-nee)

RS SOPHOMORE • G/F • 6-3

CARY, N.C.

CARY HIGH SCHOOL

Major: Exercise and Sport Science  
(Sport Administration track)

### Good to know ...

- Made her season debut against Western Carolina
- Missed the first 10 games of season (lower body injury)
- Older sister, Tamari, is a senior on the women's basketball team at Tennessee

### In 2023-24

- Saw her first action of the season in the Dec. 15 game against Western Carolina and made an immediate impact. She led UNC with a career-high 10 rebounds and added 7 points, 3 blocks and 2 assists in just 17:41 of play
- Scored a season-high 10 points at Georgia Tech on 5-6 shooting. The scoring total marked her high in ACC play and she also added 5 rebounds in 14:14 on the court.

### In 2022-23

- Made her Tar Heel debut on Nov. 16 vs South Carolina State. She entered the game 4 minutes in and saw 19 minutes of action, with 13 points, 7 rebounds, 3 assists and 2 blocks
- Led the way with three blocks in just 14 minutes of play against Iowa State as UNC made a season-best 10
- Hit double figures with 10 points at Indiana
- Her eight points at Syracuse marked a career high vs ACC teams. Also had a career-best four steals in that game.
- Made her first career start in the 2/12 game against Boston College. She played 19 minutes and tied her season high with seven rebounds
- Hit two free throws with 1:19 to play in UNC's 61-59 NCAA Tournament win over St. John's. The shots in her NCAAT debut put UNC up by two, 56-54.

### In 2021-22

- Missed the entire season after suffering a knee injury (ACL) in a pre-season scrimmage in late October and undergoing surgery in November.

### More on Key

- Daughter of Tammy Brown
- Named to the Jordan Brand Classic 2021 Girls National Team and the 2021 McDonald's All-American Girls Team
- Ranked ninth in the ESPNW Class of 2021 rankings
- In track, she reached the finals in high jump at 2018 New Balance Nationals, placing 10th with a height of 5-7
- Has worn No. 13 since she started playing basketball at age 7

### SEASON HIGHS CAREER HIGHS

Points.....	10 vs. Georgia Tech, 1/18	13 vs SC State, 11/16/22
Rebounds .....	10 vs Western Carolina, 12/15	10 vs Western Carolina, 12/15/23
FG.....	5 vs. Georgia Tech, 1/18	5, 2x, last vs. Ga Tech, 1/17/24
FGA.....	6 vs. Georgia Tech, 1/18	9 vs Indiana, 12/1/22
3FG.....		
3FGA.....	1 vs Western Carolina, 12/15	1, 4x; last vs WCU 12/15/23
FT .....	3 vs Western Carolina, 12/15	5 vs SC State, 11/16
FTA.....	4 vs Western Carolina, 12/15	6, 2x; last vs Virginia, 2/2
Assists .....	2 vs Western Carolina, 12/15	3 vs. SC State, 11/16
Steals.....	1 vs Western Carolina, 12/15	4 vs. Syracuse, 2/9
Blocks.....	3 vs Western Carolina, 12/15	3, 3x; last vs WCU, 12/15/23
Minutes.....	17:41 vs Western Carolina, 12/15	19 vs SC State, 11/16

### GAME BY GAME IN 2023-24

Date	Opponent	GS	FG-A	3FG-A	FT-A	O-D-R	A	T	S	B	Pts	Min
12/15	WCU		2-5	0-1	3-4	4-6-10	2	0	1	3	7	17:41
12/19	Oklahoma		0-1	0-0	0-0	0-3-3	0	2	0	0	0	3:31
12/31	Clemson		1-4	0-0	1-2	1-0-1	0	0	0	0	3	8:20
1/4	Syracuse		0-0	0-0	1-2	1-0-1	0	2	0	0	1	7:37
1/7	Notre Dame		1-1	0-0	0-0	0-1-1	0	1	0	1	2	2:26
1/11	FSU		1-1	0-0	0-0	0-3-3	0	0	0	0	2	11:26
1/14	Virginia		1-2	0-0	0-0	0-1-1	0	1	0	1	2	4:47
1/18	Georgia Tech		5-6	0-0	0-0	1-4-5	0	0	1	0	10	14:14
1/21	Louisville		0-1	0-0	2-2	1-1-2	0	1	0	2	2	10:28

## KEY'S CAREER

				Field Goals		3-Point		F-Throws		Rebounds				Scoring						
SEASON	TEAM	GP-GS	MIN/AVG	FG-FGA	FG%	3FG-3FGA	3FG%	FT-FTA	FT%	OFF	DEF	TOT	AVG	PF-FO	A	TO	BLK	STL	Pts	AVG
2022-23	UNC	28-1	283/10.1	22-59	.373	0-3	.000	23-39	.590	26	42	68	2.4	40-0	8	35	12	9	67	2.4
2023-24	UNC	9-0	80/8.9	11-21	.524	0-1	.000	7-10	.700	8	19	27	3.0	12-0	2	7	7	2	29	3.2
TOTAL		37-1	364/9.8	33-80	.413	0-4	.000	30-49	.612	34	61	95	2.6	52-0	10	42	19	11	96	2.6





## MEET THE TAR HEELS



**#15**  
**SYDNEY BARKER**  
 FRESHMAN • G • 5-7  
 DURHAM, N.C.  
 JORDAN HIGH SCHOOL

Major: Undeclared

## In 2023-24

• Saw 7:39 of play in the season opener against Gardner-Webb, scoring two points

## More on Barker

• Conference Player of the Year in her junior and senior seasons at Jordan High School

## .....2023-24 SEASON HIGHS

Points.....2 vs G-W, 11/8  
 Rebounds ..... 1, 2x  
 FG.....1 vs G-W, 11/8  
 FGA .....3 vs G-W, 11/8  
 3FG.....  
 3FGA .....1 vs G-W, 11/8  
 FT .....  
 FTA.....  
 Assists .....  
 Steals.....  
 Blocks.....  
 Minutes.....7:39 vs G-W, 11/8

## GAME BY GAME IN 2023-24

Date	Opponent	GS	FG-A	3FG-A	FT-A	O-D-R	A	T	B	S	Pts	Min
11/8	G-W		1-3	0-1	0-0	1-0-1	0	0	0	0	2	7:39
11/12	Davidson	DNP										
11/15	Hampton		0-1	0-1	0-0	0-0-0	0	0	0	0	0	2:49
11/18	Elon		0-0	0-0	0-0	0-0-0	0	0	0	0	0	2:01
11/24	Vermont	DNP										
11/25	Kansas St	DNP										
11/26	FGCU	DNP										
11/30	USC	DNP										
12/6	UNCG		0-0	0-0	0-0	0-0-0	0	0	0	0	0	1:45
12/10	UConn	DNP										
12/15	WCU		0-0	0-0	0-0	0-1-1	0	1	0	0	0	6:55
12/19	Oklahoma	DNP										
12/31	Clemson	DNP										
1/4	Syracuse	DNP										
1/7	ND	DNP										
1/11	FSU	DNP										
1/14	UVa	DNP										
1/17	Ga Tech	DNP										
1/21	Louisville	DNP										

## BARKER'S CAREER

				Field Goals		3-Point		F-Throws		Rebounds				Scoring						
SEASON	TEAM	GP-GS	MIN/AVG	FG-FGA	FG%	3FG-3FGA	3FG%	FT-FTA	FT%	OFF	DEF	TOT	AVG	PF-FO	A	TO	BLK	STL	PTS	AVG
2023-24	UNC	5-0	21/4.2	1-4	.250	0-2	.000	0-0	.000	1	1	2	0.4	3-0	0	1	0	0	2	0.4
TOTAL		5-0	21/4.2	1-4	.250	0-2	.000	0-0	.000	1	1	2	0.4	3-0	0	1	0	0	2	0.4





## MEET THE TAR HEELS



#20

LEXI DONARSKI

(don-AR-skee)

GRADUATE • G • 6-0

LA CROSSE, WIS.

AQUINAS HIGH SCHOOL / IOWA STATE

Kenan-Flagler MBA Program

## Good to know ...

- Transferred to UNC as a graduate student over the summer after three standout years at Iowa State
- Wore 21 throughout her career until coming to UNC. When the number wasn't available, she picked 20 for a fresh start
- Her sister, Macy, is a freshman on the women's basketball team at Montana.
- Her parents, Dave and Pam, both played basketball at NAIA Cardinal Stritch University in Wisconsin. Her mom coached her when she started playing and her dad coached her throughout high school

## 2023-24

- Named to the five-member 2023 ACC Newcomer Team
- In her first game as a Tar Heel, scored 14 points, including four three-pointers. All of her threes came in the third quarter, when she was 4-4 from long range
- Didn't play in the first half against Vermont as the coaches hoped to rest her while rehabbing an injury. Started the second half for UNC, which trailed 28-17 at the break, and hit the Tar Heels' only two three-pointers of the game, finishing with seven points in the comeback win.
- Back in the starting lineup vs. Kansas State. It was her 100th career start
- Played the entirety of the game against South Carolina. Grabbed a season-best six rebounds, double her previous high as a Tar Heel
- Against UNCG, led UNC with a season-best 22 points. She hit six of eight three-point attempts and was 7-9 from the field and 2-2 from the line
- Against Clemson, scored a team-best 23 points, her high as a Tar Heel. She hit six three-pointers for the second time in December (the other was against UNCG on Dec. 6)
- Hit four three-pointers and finished with 14 points against Syracuse
- Played all 40 minutes in the win at Notre Dame
- Scored UNC's first 10 points of the game and finished with 13, bouncing back into double-digits after three single digit games. After seeing a 10-game three-pointer streak end against Georgia Tech (0-4), she was 3-7 from long range vs. Louisville

## Iowa State Highlights

- Big 12 Freshman of the Year in 2021
- Big 12 Defensive Player of the Year in 2022
- Big 12 All-Defensive Team in 2022 and 2023

## ..... 2023-24 SEASON HIGHS ..... CAREER HIGHS

Points.....	23 vs Clemson, 12/31	32 vs. TCU, 2/13/21
Rebounds.....	7 vs. Western Carolina, 12/15	8 vs. UNI, 12/12/21
FG.....	7 vs. UNCG, 12/6, Clemson, 12/31	10 on 3 occasions
FGA.....	16 vs Clemson, 12/31	19 on 3 occasions
3FG.....	6 vs UNCG, 12/6, vs Clemson, 12/31	7 vs Texas Tech, 1/10/21
3FGA.....	15 vs Clemson, 12/31	15 vs Clemson, 12/31
FT.....	3 vs Clemson, 12/31	9, 2x, last vs. Kansas 2/17/21
FTA.....	4, 2x	10 vs Kansas 2/17/21
Assists.....	3, 2x, last vs. Virginia, 1/14	7 at TCU, 2/13/21
Steals.....	3 vs. Hampton, 11/15	3, on 5 occasions
Blocks.....	1 vs Clemson, 12/31	2, on 4 occasions
Minutes.....	40:00, 2x, last vs Notre Dame, 1/7	48 vs Baylor, 2/18/23

## GAME BY GAME IN 2023-24

Date	Opponent	GS	FG-A	3FG-A	FT-A	O-D-R	A	T	S	B	Pts	Min
11/8	G-W	*	5-13	4-9	0-0	0-0-0	2	0	1	0	14	18:43
11/12	Davidson	*	5-6	3-6	2-4	0-0-0	0	2	0	0	15	35:18
11/15	Hampton	*	3-8	2-6	0-0	0-3-3	3	3	3	0	9	28:52
11/18	Elon	*	3-8	1-5	2-2	0-0-0	2	1	0	0	9	28:27
11/24	Vermont		2-7	2-4	1-2	0-2-2	0	1	1	0	7	18:39
11/25	Kansas St	*	4-16	1-8	0-0	0-2-2	0	1	1	0	9	37:11
11/26	FGCU	*	0-2	0-0	2-2	1-2-3	1	1	1	0	2	34:45
11/30	USC	*	3-13	3-9	0-0	2-4-6	2	0	2	0	9	40:00
12/6	UNCG	*	7-9	6-8	2-2	0-3-3	1	1	0	0	22	37:27
12/10	UConn	*	5-12	2-5	0-0	1-2-3	1	2	1	0	12	38:23
12/15	WCU	*	2-9	1-7	0-0	0-7-7	2	1	1	0	5	26:59
12/19	Oklahoma	*	4-10	2-8	0-0	0-6-6	0	1	0	0	10	36:34
12/31	Clemson	*	7-16	6-15	3-4	0-1-1	1	3	0	1	23	37:43
1/4	Syracuse	*	4-8	4-6	2-2	1-2-3	1	0	1	0	14	37:56
1/7	Notre Dame	*	4-11	3-8	2-2	1-5-6	0	0	2	0	13	40:00
1/11	FSU	*	1-10	1-6	0-0	1-3-4	0	1	0	0	3	31:32
1/14	UVa	*	1-5	1-3	0-0	1-3-4	3	0	0	0	3	32:20
1/18	Ga Tech	*	2-8	0-4	0-0	0-2-2	3	2	0	0	4	36:18
1/21	Louisville	*	5-12	3-7	0-0	0-3-3	0	0	0	0	13	33:59

## DONARSKI'S CAREER

				Field Goals		3-Point		F-Throws		Rebounds								Scoring		
SEASON	TEAM	GP-GS	MIN/AVG	FG-FGA	FG%	3FG-3FGA	3FG%	FT-FTA	FT%	OFF	DEF	TOT	AVG	PF-FO	A	TO	BLK	STL	PTS	AVG
2020-21	IowaSt	28-28	929/33.2	121-299	.405	53-129	.411	69-80	.863	13	78	91	3.3	72-3	57	54	8	15	364	13.0
2021-22	IowaSt	35-35	1264/36.1	173-454	.381	88-237	.371	66-78	.846	23	94	117	3.3	65-0	64	63	15	27	500	14.3
2022-23	IowaSt	32-32	1135/35.5	140-368	.380	55-173	.318	52-60	.867	11	82	93	2.9	68-2	82	47	5	32	387	12.1
2023-24	UNC	19-18	631/33.2	67-186	.360	45-124	.363	16-20	.800	8	50	58	3.1	31-0	22	20	1	14	195	10.3
TOTAL FOR UNC		19-18	631/33.2	67-186	.360	45-124	.363	16-20	.800	8	50	58	3.1	31-0	22	20	1	14	195	10.3
TOTAL		114-113	3960/34.7	501-1307	.383	241-663	.363	203-238	.853	55	304	359	3.1	236-5	225	184	29	88	1446	12.7





## MEET THE TAR HEELS



**#22**  
**RYLEE GRAYS**  
**FRESHMAN • F • 6-3**  
**PEARLAND, TEXAS**  
**PEARLAND HIGH SCHOOL**

Major: Undeclared

**In 2023-24**

- Has come off the bench in four games
- Went 2-2 against Western Carolina for 4 points in 6:30 of play

**Before UNC**

- Houston Chronicle Player of the Year as a senior
- Helped Pearland to a state championship appearance in 2023

**2023-24 SEASON HIGHS**

Points.....4 vs Western Carolina, 12/15  
 Rebounds ..... 2, 2x  
 FG..... 2 vs Western Carolina, 12/15  
 FGA ..... 2 vs Western Carolina, 12/15  
 3FG.....  
 3FGA.....  
 FT ..... 2 vs. Hampton, 11/15  
 FTA ..... 2, 2x  
 Assists.....  
 Steals.....1 vs. Elon, 11/18  
 Blocks..... 1 vs. Hampton, 11/15  
 Minutes.....6:30 vs Western Carolina, 12/15

**GAME BY GAME IN 2022-23**

Date	Opponent	GS	FG-A	3FG-A	FT-A	O-D-R	A	T	S	B	Pts	Min
11/8	GW		0-0	0-0	0-0	0-1-1	0	0	0	0	0	4:31
11/12	Davidson	DNP										
11/15	Hampton		0-1	0-0	2-2	2-0-2	0	0	0	1	2	5:09
11/18	Elon		0-0	0-0	1-2	1-1-2	0	0	1	0	1	1:49
11/24	Vermont	DNP										
11/25	Kansas St	DNP										
11/26	FGCU	DNP										
11/30	USC	DNP										
12/6	UNCG	DNP										
12/10	UConn	DNP										
12/15	WCU		2-2	0-0	0-0	1-0-1	0	1	0	0	4	6:30
12/19	Oklahoma	DNP										
12/31	Clemson	DNP										
1/4	Syracuse	DNP										
1/7	ND	DNP										
1/11	FSU	DNP										
1/14	UVA	DNP										
1/18	Ga Tech	DNP										
1/22	Louisville	DNP										

**GRAYS' CAREER**

				Field Goals		3-Point		F-Throws		Rebounds									Scoring	
SEASON	TEAM	GP-GS	MIN/AVG	FG-FGA	FG%	3FG-3FGA	3FG%	FT-FTA	FT%	OFF	DEF	TOT	AVG	PF-FO	A	TO	BLK	STL	PTS	AVG
2023-24	UNC	4-0	18/4.5	2-3	.667	0-0	.000	3-4	.750	4	2	6	1.5	1-0	0	1	1	1	7	1.8
TOTAL		4-0	18/4.5	2-3	.667	0-0	.000	3-4	.750	4	2	6	1.5	1-0	0	1	1	1	7	1.8





## MEET THE TAR HEELS



#24

INDYA NIVAR

(IN-dee-uh – like “India” – nuh-VAR)

SOPHOMORE • G • 5-10

APEX, N.C.

APEX FRIENDSHIP HIGH SCHOOL/  
STANFORD

Major: Biology

## Good to know ...

- Transferred to UNC after a year at Stanford
- Switched to No. 24 this season because her previous number, 12, is retired at UNC (for Ivory Latta)
- Grew up about 30 minutes from the Chapel Hill campus in Apex
- Won a gold medal as a member of the U.S. team at the 2022 FIBA Americas U18 Championship in Argentina.

## In 2023-24

- Opened the season with her first career double-double with 17 points and 11 rebounds against Gardner-Webb. She's the first Tar Heel to record a double-double in her first UNC game since Stephanie Mavunga in 2013.
- Hit a three from beyond halfcourt to beat the first-quarter buzzer. It was her first three-pointer as a Tar Heel and was No. 5 on ESPN's SportsCenter Top 10 the following day
- Made her first start as a Tar Heel in the game against Vermont. Tied her career high with two blocks in that game
- Perfect 3-3 from the field against FGCU, including a three-pointer
- Made her second career start in the game against UNCG, playing a career-high 33 minutes and tying her career high with five assists to go with her 11 points, nine rebounds, two steals and a block.
- Went 7-8 from the field against Western Carolina, scoring 15 points in just under 20 minutes of play
- Led UNC with 16 points off the bench in the win at Notre Dame. She scored 10 of her points in the fourth quarter alone.
- Scored in double figures for the second game in a row with 10 at FSU. Added a team-best five assists to tie her career high

## Before UNC

- Played in all 35 games at Stanford in 2022-23, averaging 12.6 minutes and 3.2 points.
- McDonald's All-American and Jordan Brand Classic All-American coming out of Apex Friendship.
- Gatorade Player of the Year for North Carolina in 2022

## ..... 2023-24 SEASON HIGHS ..... CAREER HIGHS

Points.....	17 vs. GW, 11/8	17 vs. G-W, 11/8/23
Rebounds.....	11 vs. GW, 11/8	11 vs. GW, 11/8/23
FG.....	7, 2x, last vs WCU, 12/15	7, 2x, last vs WCU, 12/15/23
FGA.....	13, 2x, last vs UConn, 12/10	13 vs. GW, 11/8/23
3FG.....	1, 6x	3 vs. San Diego St, 11/7/22
3FGA.....	4, 3x	5, 2x, last Grambling 11/26/22
FT.....	5 vs. Davidson, 11/12	5 vs. Davidson, 11/12/23
FTA.....	6 vs. Davidson, 11/12	5 vs. Davidson, 11/12/23
Assists.....	5, 2x, last FSU, 1/11	5, 3x; last vs. FSU, 1/11/24
Steals.....	3, 2x, last vs WCU, 12/15	3, 3x; last vs WCU, 12/15/23
Blocks.....	2 vs. UVM, 11/24	2, 2x; last vs UVM, 11/24/23
Minutes.....	32:50 vs UNCG, 12/6/23	32:50 vs UNCG, 12/6/23

## GAME BY GAME IN 2022-23

Date	Opponent	GS	FG-A	3FG-A	FT-A	O-D-R	A	T	S	B	Pts	Min
11/8	G-W		7-13	1-4	2-2	6-5-11	1	2	2	1	17	22:51
11/12	Davidson		1-2	0-0	5-6	0-4-4	0	2	1	1	7	14:33
11/15	Hampton		1-7	1-3	0-0	1-1-2	2	2	1	0	3	19:31
11/18	Elon		2-8	1-3	0-0	2-7-9	1	2	3	0	5	21:35
11/24	Vermont	*	0-6	0-4	0-0	2-3-5	0	1	0	2	0	20:40
11/25	Kansas St		3-7	0-1	2-2	0-1-1	0	1	2	0	8	17:47
11/26	FGCU		3-3	1-1	1-2	0-2-2	0	0	0	0	8	20:48
11/30	USC		0-1	0-0	0-0	0-1-1	0	0	1	0	0	1:36
12/6	UNCG	*	5-14	1-4	0-0	3-6-9	5	3	2	1	11	32:50
12/10	UConn	*	5-13	0-3	0-2	3-5-8	1	5	1	0	10	25:57
12/15	WCU		7-8	1-2	0-1	2-2-4	2	0	3	0	15	19:28
12/19	Oklahoma		0-3	0-1	0-0	2-2-4	0	1	0	0	0	21:45
12/31	Clemson		2-6	1-3	0-0	1-1-2	0	1	0	1	5	10:56
1/4	Syracuse		1-2	0-1	0-0	0-4-4	3	1	1	1	2	21:49
1/7	Notre Dame		7-11	0-3	2-3	1-4-5	2	0	5	1	16	26:36
1/11	FSU		5-8	0-1	0-0	2-6-8	5	4	1	1	10	25:26
1/14	UVa		2-5	2-2	2-6	3-1-4	3	0	1	1	8	22:24
1/18	Georgia Tech		2-8	0-1	1-2	2-3-5	1	1	1	0	5	21:26
1/21	Louisville		4-6	1-1	1-3	2-2-4	1	2	2	0	10	17:57

## NIVAR'S CAREER

				Field Goals		3-Point		F-Throws		Rebounds									Scoring	
SEASON	TEAM	GP-GS	MIN/AVG	FG-FGA	FG%	3FG-3FGA	3FG%	FT-FTA	FT%	OFF	DEF	TOT	AVG	PF-FO	A	TO	BLK	STL	PTS	AVG
2022-23	Stan	35-1	438/12.5	40-101	.396	10-42	.238	21-32	.656	17	52	69	2.0	45-0	35	35	5	19	111	3.2
2023-24	UNC	19-3	386/20.3	57-131	.435	10-38	.263	16-29	.552	32	60	92	4.8	44-1	27	28	10	27	140	7.4
TOTAL FOR UNC		19-3	386/20.3	57-131	.435	10-38	.263	16-29	.552	32	60	92	4.8	44-1	27	28	10	27	140	7.4
TOTAL		54-4	824/15.3	97-232	.418	20-80	.250	37-61	.607	49	112	161	3.0	89-1	62	63	15	46	251	4.6





## MEET THE TAR HEELS



# #25

## DEJA KELLY

(DAY-zhuh)

SENIOR • G • 5-8

SAN ANTONIO, TEXAS

DUNCANVILLE HIGH SCHOOL

Major: Broadcast journalism

### Good to know ...

- Team captain for 2023-24, along with Alyssa Ustby
- Hopes to work in broadcasting after college and has gained experience as part of a student-run sports show at UNC, Sports Xtra, and also as an intern for SLAM
- Has her own podcast, NlOsophy
- Won a silver medal in Mexico in July as part of the 2023 FIBA Women's AmeriCup team
- Two-time first team All-ACC pick
- Ranked as one of the top 25 players in the nation by ESPN.com
- With her 18th point vs Oklahoma, reached 1,500 points for her career. She's the 25th Tar Heel to pass that mark.

### 2023-24 Honors

- Nancy Lieberman Award Watch List (1 of 20) as the nation's top point guard, second year in a row
- Preseason All-ACC Team
- Naismith Trophy Watch List
- Wooden Award Watch List
- A USBWA National Player of the Week (one of five) on Jan. 23

### 2023-24

- Leads UNC in scoring with 16.4 points per game
- Only UNC player to hit double figures in each of the season's first 10 games. She scored seven against Western Carolina in the 11th.
- Against Davidson, had a team-high 18 points, seven assists (one short of her career high), five rebounds and two steals
- Equaled her season high in scoring with 18 points and set new season highs with nine boards and three steals in the comeback win over Vermont
- Career-high five steals against Kansas State
- Season highs for points (24), field goals (7), field goal attempts (15), free throws (9), free throw attempts (15), blocks (2) and minutes (40) against FGCU.
- Her 24 points vs FGCU marked her first 20-point game of the season and the 22nd of her career
- Added another with 20 against South Carolina for the 23rd of her career
- Tied her career high with eight assists against UNCG. Also had 12 points, four rebounds, two steals and a block
- Led UNC with 21 points in the win over Oklahoma, playing 39 minutes despite battling a stomach bug throughout the game. Her 18th point of the game, scored just before halftime, was the 1,500th of her career.
- Scored 23 points at FSU, one short of her season high. It was her fourth 20-point game of the season and came in just 27:18, as she fouled out with 5 minutes to play
- Scored a season-high 27 points in the homecourt win over Virginia for her second 20-point game in a row
- At Georgia Tech, matched her season high with 27 points for the second game in a row. Hit a season-best 10 free throws (on 12 attempts) including 6-6 shooting in the final 22 seconds

### 2023-24 SEASON HIGHS CAREER HIGHS

Points.....	27, 2x, last vs Ga Tech, 1/18	32 vs. Syracuse, 2/9/23
Rebounds.....	9 vs. Vermont, 11/24	10 vs. Va Tech, 1/9/22
FG.....	8 vs UVA, 1/14	13 vs Syracuse, 2/9/23
FGA.....	19 vs. Vermont, 11/24	25 vs Syracuse, 2/9/23
3FG.....	4 vs. UVA, 1/14	5 vs. Clemson, 1/2/22
3FGA.....	7 vs. UVA, 1/14	11 vs Clemson, 1/2/22
FT.....	14 vs. Louisville, 1/21	14 vs. Louisville, 1/21/24
FTA.....	16 vs. Louisville, 1/21	16 vs. Louisville, 1/21/24
Assists.....	8, 2x, last vs. Clemson, 12/31	8, 3x, last vs Clemson, 12/31/23
Steals.....	5 vs. Kansas State, 11/25	5 vs. Kansas State, 11/25/23
Blocks.....	2 vs FGCU, 11/26	2, 3x, last vs. FGCU, 11/26/23
Minutes.....	40, 3x, last vs. Louisville, 1/21	44 vs NC State, 2/16/23

### GAME BY GAME IN 2023-24

Date	Opponent	GS	FG-A	3FG-A	FT-A	O-D-R	A	T	S	B	Pts	Min
11/8	G-W	*	4-11	1-5	5-6	0-2-2	3	0	1	1	14	22:03
11/12	Davidson	*	6-13	0-1	6-10	1-4-5	7	2	2	0	18	36:03
11/15	Hampton	*	3-11	1-2	5-7	0-0-0	0	0	1	1	12	24:53
11/18	Elon	*	4-12	2-6	3-3	0-3-3	2	1	1	0	13	27:11
11/24	Vermont	*	7-19	0-1	4-9	3-6-9	0	0	3	0	18	34:24
11/25	Kansas St	*	6-16	1-3	1-2	0-1-1	0	1	5	0	14	37:51
11/26	FGCU	*	7-15	1-2	9-15	0-6-6	2	4	0	2	24	40:00
11/30	USC	*	6-16	1-5	7-10	0-0-0	1	5	2	0	20	37:27
12/6	UNCG	*	5-16	1-5	1-1	1-3-4	8	4	2	1	12	36:37
12/10	UConn	*	5-13	0-1	1-2	0-1-1	2	6	3	1	11	39:39
12/15	WCU	*	3-15	1-5	0-0	1-1-2	5	0	3	0	7	27:55
12/19	Oklahoma	*	7-14	0-1	7-12	1-5-6	1	4	1	0	21	39:01
12/31	Clemson	*	5-13	2-7	3-6	0-2-2	8	2	0	0	15	35:46
1/4	Syracuse	*	3-15	0-3	1-2	1-2-3	4	1	1	0	7	32:07
1/7	Notre Dame	*	3-14	0-2	0-4	1-5-6	1	5	1	0	6	26:55
1/11	FSU	*	10-22	0-2	3-5	0-3-3	3	1	0	1	23	27:18
1/14	Virginia	*	8-17	4-7	7-8	1-4-5	5	1	2	0	27	35:47
1/18	Ga Tech	*	7-15	3-5	10-12	0-5-5	4	3	1	1	27	40:00

- Hit 20 points for the fourth game in a row with 23 against Louisville. She was a career-best 14-16 from the foul line.

### 2022-23

- WBCA All-America honorable mention for the second year in a row
- All-ACC first team for the second year in a row
- Naismith Trophy Midseason Team (1 of 30)
- Late Season Top 20 Watch List for the Wooden Award
- Phil Knight Invitational MVP
- ACC Player of the Week, Nov. 28
- Preseason All-ACC
- Finished the season ranked sixth in the ACC in scoring average (16.5 ppg), fifth in minutes (35.4), ninth in assist/turnover ratio, 11th in assists, 12th in field goal percentage and 13th in free throw percentage

### More on Kelly

- Finished her prep career with 3,216 points, an average of 22.2 per game
- Her mother, Theresa Nunn, played basketball at Valley City State University and her father, Darren Kelly, played at the University of Texas. Her father wore No. 25, which is why she picked the number.

## KELLY'S CAREER

				Field Goals		3-Point		F-Throws		Rebounds									Scoring	
SEASON	TEAM	GP-GS	MIN/AVG	FG-FGA	FG%	3FG-3FGA	3FG%	FT-FTA	FT%	OFF	DEF	TOT	AVG	PF-FO	A	TO	BLK	STL	PTS	AVG
2020-21	UNC	24-23	689/28.7	85-258	.329	27-88	.307	68-84	.810	8	48	56	2.3	42-1	69	45	1	18	265	11.0
2021-22	UNC	32-32	1021/31.9	171-467	.366	52-144	.361	133-155	.858	12	104	116	3.6	54-0	83	69	7	45	527	16.5
2022-23	UNC	32-32	1131/35.3	179-480	.373	32-114	.281	137-190	.721	15	109	124	3.9	69-2	101	78	5	40	527	16.5
2023-24	UNC	19-19	641/33.7	103-279	.369	19-65	.292	87-130	.669	10	55	65	3.4	44-2	62	44	8	29	312	16.4
TOTAL		107-106	3482/32.5	538-1484	.363	130-411	.316	425-559	.760	45	316	361	3.4	209-5	315	236	21	132	1631	15.2





## MEET THE TAR HEELS



#31

**ANYA POOLE**

(AHN-yuh)

**SENIOR • F • 6-2****RALEIGH, N.C.****SOUTHEAST RALEIGH HIGH SCHOOL**Major: Human Development &  
Family Science**Good to know ...**

- Postcollege plan is to become a neonatal nurse
- Nickname is "Lasagna"
- First sporting love was soccer, a sport she played until eighth grade

**In 2023-24**

- Came off the bench for seven points and nine boards in the opener against Gardner-Webb
- Missed three games with a lower body injury
- Returned to action against Vermont with 15 minutes off the bench and played a season-high 20:55 against FGCU
- Scored a season-high 11 points (5-6 fg) in just 17 minutes on the court vs. UNCG

**In 2022-23**

- Season-best 11 points (4-4 from the field) and nine boards against South Carolina State in just 22 minutes of play
- Led the team with 12 rebounds at JMU
- Against Oregon, matched her season high with 11 points, 8 of which came before halftime
- Equalled her season high with 27 minutes and tied her season high with two blocks at Virginia Tech
- Played a season-high 28 minutes and matched her season high in rebounds with a team-high nine against Duke
- Matched her season high with 11 points against Virginia at home. She was 4-5 from the field, 3-4 from the line, and led UNC in rebounding with eight.
- Hit double figures for the second game in a row with 10 at Louisville
- Did not play against Boston College, missing a game for the first time since her freshman season. She had started 56 games in a row.
- Returned to the starting lineup against NC State and had four points, five rebounds, a steal and a block in 21 minutes
- Scored eight points on 4-5 shooting vs Wake Forest
- Played 25 minutes at Duke, her high since the Louisville game on 2/5

**..... 2023-24 SEASON HIGHS ..... CAREER HIGHS**

Points.....	11 vs. UNCG, 12/6	17 vs. CLT, 11/14/21
Rebounds.....	9 vs. GW, 11/8	16 vs. Minnesota, 12/1/21
FG.....	5 vs. UNCG, 12/6	8 vs. ASU, 11/17/21
FGA.....	6 vs. UNCG, 12/6	12 vs. ASU, 11/17/21
3FG.....		2, UNCG, 11/28/20
3FGA.....		2, UNCG, 11/28/20
FT.....	4 vs. WCU, 12/15	5 vs. Wake Forest, 2/3/22
FTA.....	6 vs. WCU, 12/15	6, 3x; last vs. WCU, 12/15/23
Assists.....	1, 6x	3, 4x
Steals.....	2 vs. FGCU, 11/26	4, 2x, last vs. Louisville, 2/17/22
Blocks.....	2 vs. GW, 11/8	5 vs. Alabama St, 12/21/21
Minutes.....	20:55 vs. FGCU, 11/26	36 vs. Minnesota, 12/1/21

**GAME BY GAME IN 2023-24**

Date	Opponent	GS	FG-A	3FG-A	FT-A	O-D-R	A	T	S	B	Pts	Min
11/8	G-W		3-5	0-0	1-3	6-3-9	1	0	1	2	7	17:52
11/12	Davidson	DNP										
11/15	Hampton	DNP										
11/18	Elon	DNP										
11/24	Vermont		0-0	0-0	1-2	1-3-4	0	1	0	0	1	14:59
11/25	Kansas St		2-3	0-0	1-1	0-2-2	0	0	1	1	5	19:27
11/26	FGCU		2-4	0-0	0-0	1-1-2	1	2	2	0	4	20:55
11/30	USC		0-2	0-0	0-0	0-4-4	0	0	0	1	0	10:55
12/6	UNCG		5-6	0-0	1-2	0-7-7	0	0	0	1	11	17:07
12/10	UConn		0-1	0-0	1-2	0-1-1	1	0	0	0	1	14:28
12/15	WCU		1-2	0-0	4-6	5-0-5	1	0	0	0	6	16:42
12/19	Oklahoma		0-1	0-0	0-0	0-0-0	0	0	0	0	0	3:40
12/31	Clemson		1-3	0-0	2-2	1-3-4	1	0	0	0	4	13:41
1/4	Syracuse		0-1	0-0	0-0	0-1-1	0	0	0	1	0	10:49
1/7	Notre Dame		1-3	0-0	0-0	3-2-5	0	0	1	1	2	11:03
1/11	FSU		2-5	0-0	1-2	2-2-4	1	0	0	0	5	16:34
1/14	Virginia		2-5	0-0	3-4	1-5-6	0	2	1	1	7	19:01
1/18	Georgia Tech		0-1	0-0	2-2	1-1-2	0	2	0	0	2	7:02
1/21	Louisville		2-2	0-0	0-0	2-6-8	0	1	0	1	4	13:48

**POOLE'S CAREER**

POOLE, Anya

				Field Goals		3-Point		F-Throws		Rebounds									Scoring	
SEASON	TEAM	GP-GS	MIN/AVG	FG-FGA	FG%	3FG-3FGA	3FG%	FT-FTA	FT%	OFF	DEF	TOT	AVG	PF-FO	A	TO	BLK	STL	PTS	AVG
2020-21	UNC	22-5	303/13.8	39-91	.429	2-4	.500	20-39	.513	37	72	109	5.0	25-0	12	15	17	5	100	4.5
2021-22	UNC	32-32	662/20.7	103-180	.572	0-0	.000	34-53	.642	73	135	208	6.5	62-0	25	39	36	25	240	7.5
2022-23	UNC	32-31	675/21.1	70-131	.534	0-0	.000	19-29	.655	68	120	188	5.9	57-0	28	30	23	22	159	5.0
2023-24	UNC	16-0	228/14.3	21-44	.477	0-0	.000	17-26	.654	23	41	64	4.0	23-0	6	8	10	6	59	3.7
TOTAL		102-68	1868/18.3	233-446	.522	2-4	.500	90-147	.612	201	368	569	5.6	167-0	71	92	86	58	558	5.5



# 2023-24 Box Scores ( Gardner-Webb, Davidson, Hampton, Elon)

1



Official Basketball Box Score - Final  
Gardner-Webb at North Carolina  
11/09/23 Carmichael Arena, Chapel Hill  
2023-24 Women's Basketball

Game Time: 7:00 PM  
Game Duration: 2:05  
Attendance: 2,212

Officials: Bryan Brunetto, John Capolino, Adrienne Glinco

Gardner-Webb - 49

Record: 0-1

NO. Name	Min	FG M-A	3P M-A	FT M-A	Rebounds OR DR TOT	Fouls PF FD	TP	AS	TO	ST	Blocks BS BA	+/-
30 Ramatoulaye Keita	F 27:23	0-3	0-0	2-2	0 5 5	3 1 2	2	6	0	1	0	-47
33 Grace Pack	C 13:32	1-5	0-2	0-0	1 4 5	5 0 2	0	1	1	0	1	-12
0 Micahla Funderburk	G 29:03	4-10	4-9	4-4	1 0 1	0 3 16	0	2	0	0	1	-38
10 Nyia Walker	G 18:00	0-4	0-2	0-0	0 2 2	4 0 0	0	0	5	1	0	-18
23 Ashley Hawkins	G 30:50	4-10	0-2	6-6	0 2 2	2 6 14	2	10	0	0	1	-48
5 Anaya Harris	18:17	2-4	0-1	0-0	1 2 3	4 1 1	4	1	4	0	0	-23
3 Lauren Bailey	25:40	2-7	1-5	0-0	2 1 3	1 1 5	0	2	0	0	0	-39
44 Trinity Moreland	13:28	1-2	0-0	0-0	0 3 3	3 0 2	0	1	0	1	1	-5
13 Andrea Martinez	22:47	1-5	0-1	2-2	1 2 3	0 3 4	1	2	0	0	0	-35
Team					3 3 6		0	0				
Totals		15-50	5-22	14-14	9 24 33	22 15 49	6	33	2	2	5	-53

Technical Fouls: NONE

Shooting By Period	1st FG%	2nd FG%	3rd FG%	4th FG%	FT%	GMFG%
1st FG%	3-11 27.3%					
3PT%	2-5 40.0%					
FT%	4-4 100%					
2nd FG%	4-12 33.3%					
3PT%	2-6 33.3%					
FT%	4-4 100%					
3rd FG%	2-9 22.2%					
3PT%	1-4 25.0%					
FT%	6-6 100%					
4th FG%	6-18 33.3%					
3PT%	0-7 0.0%					
FT%	0-0 0%					
GMFG%	15-50 30.0%					
FT%	14-14 100.0%					

Dead Ball Rebounds: 1, 1

North Carolina - 102

Record: 1-0

NO. Name	Min	FG M-A	3P M-A	FT M-A	Rebounds OR DR TOT	Fouls PF FD	TP	AS	TO	ST	Blocks BS BA	+/-
5 Maria Gakdeng	C 14:55	5-6	0-0	3-4	3 3 6	1 2 13	1	3	0	0	0	28
1 Alyssa Ustby	G 28:40	5-11	0-2	2-4	6 6 12	2 4 12	6	2	4	0	0	37
10 Reniya Kelly	G 22:40	1-9	0-5	2-2	0 3 3	1 1 4	3	1	3	0	0	28
20 Lexi Donarski	G 18:43	5-13	4-9	0-0	0 0 2	2 1 14	2	0	1	0	0	41
25 Deja Kelly	G 22:03	4-11	1-5	5-6	0 2 2	2 4 4	3	0	1	1	0	35
31 Anya Poole	17:52	3-5	0-0	1-3	6 3 9	2 3 7	1	1	0	2	0	17
2 Paulina Paris	30:46	5-12	3-8	2-2	1 1 2	1 2 15	0	3	0	3	0	43
24 Indya Nivar	22:51	7-13	1-4	2-2	6 5 11	2 3 17	1	2	2	1	0	19
0 Alexandra Zelaya	09:20	1-4	1-3	1-2	1 0 1	0 2 4	0	1	0	1	1	7
15 Sydney Barker	07:39	1-3	0-1	0-0	1 0 1	2 0 2	0	0	0	0	0	6
22 RyLee Grays	04:31	0-0	0-0	0-0	0 1 1	0 0 0	0	0	0	0	0	5
Team					3 1 4		0	1				
Totals		37-87	10-37	18-25	27 25 52	15 22 102	22	10	15	5	2	53

Technical Fouls: NONE

Shooting By Period	1st FG%	2nd FG%	3rd FG%	4th FG%	FT%	GMFG%
1st FG%	9-26 34.6%					
3PT%	3-14 21.4%					
FT%	3-4 75%					
2nd FG%	6-21 28.6%					
3PT%	1-9 11.1%					
FT%	8-8 100%					
3rd FG%	16-23 69.6%					
3PT%	6-9 66.7%					
FT%	2-5 40%					
4th FG%	6-17 35.3%					
3PT%	0-5 0.0%					
FT%	5-8 62.5%					
GMFG%	37-87 42.5%					
3PT%	10-37 27.0%					
FT%	18-25 72.0%					

Dead Ball Rebounds: 5, 0

	GWJ	UNC
Biggest lead	0 (1 <sup>st</sup> 10:00)	53 (4 <sup>th</sup> 1:51)
Best Scoring Run	5 (1 <sup>st</sup> 3:52)	13 (2 <sup>nd</sup> 7:04)
Lead Changes	0	0
Times Tied	0	0
Time with Lead	00:00	39:03

Points from	Turnovers	Paint	Second Chance	Fast Breaks	Bench
GWJ	4	44	18	28	21
UNC	12	14	11	12	49



Official Basketball Box Score - Final  
Davidson at North Carolina  
11/12/23 Carmichael Arena, Chapel Hill  
2023-24 Women's Basketball

Game Time: 6:00 PM  
Game Duration: 1:56  
Attendance: 2,336

Officials: Ed Sidlosky, Mark Resch, Krystle Appolinaris

Davidson - 70

Record: 2-1

NO. Name	Min	FG M-A	3P M-A	FT M-A	Rebounds OR DR TOT	Fouls PF FD	TP	AS	TO	ST	Blocks BS BA	+/-
11 Millie Prior	F 33:24	8-10	0-0	4-6	4 4 8	3 5 20	4	3	2	1	2	2
33 Elle Sulphin	F 31:27	6-13	4-5	1-1	3 3 6	3 4 17	0	1	0	2	2	-1
00 Suzi-Rose Deegan	G 31:48	1-10	0-3	1-2	0 3 3	5 2 3	3	1	0	0	0	2
1 Mallorie Haines	G 09:35	0-2	0-2	0-0	0 1 1	1 0 0	0	1	0	0	1	-6
4 Issy Morgan	G 32:52	2-4	1-2	2-2	0 1 1	3 1 7	4	3	1	0	1	-5
21 Charissa Dunn	33:38	6-17	5-12	4-4	2 6 8	5 2 21	3	2	1	2	0	6
14 Maddie Plank	15:28	1-3	0-2	0-0	2 1 3	2 0 2	2	1	0	1	0	-12
3 Kallie Donovan	06:30	0-1	0-1	0-0	0 0 0	0 0 0	0	0	1	0	0	-7
22 Sylvie Jackson	05:19	0-1	0-1	0-0	0 0 0	0 0 0	0	0	0	0	0	1
Team					3 1 4		0	0				
Totals		24-61	10-28	12-15	14 20 34	22 14 70	16	12	5	4	6	-4

Technical Fouls: NONE

Shooting By Period	1st FG%	2nd FG%	3rd FG%	4th FG%	FT%	GMFG%
1st FG%	5-13 38.5%					
3PT%	1-3 33.3%					
FT%	2-2 100%					
2nd FG%	4-17 23.5%					
3PT%	1-8 12.5%					
FT%	4-4 100%					
3rd FG%	8-16 50.0%					
3PT%	6-10 60.0%					
FT%	1-2 50%					
4th FG%	7-15 46.7%					
3PT%	2-7 28.6%					
FT%	5-7 71.4%					
GMFG%	24-61 39.3%					
3PT%	10-28 35.7%					
FT%	12-15 80.0%					

Dead Ball Rebounds: 1, 1

North Carolina - 74

Record: 2-0

NO. Name	Min	FG M-A	3P M-A	FT M-A	Rebounds OR DR TOT	Fouls PF FD	TP	AS	TO	ST	Blocks BS BA	+/-
5 Maria Gakdeng	C 31:30	6-8	0-0	3-4	2 2 4	3 4 15	0	2	0	2	0	-1
1 Alyssa Ustby	G 36:10	6-11	0-0	1-2	4 5 9	3 5 11	6	0	2	3	1	4
10 Reniya Kelly	G 12:18	0-2	0-0	0-0	0 2 2	1 0 1	1	1	0	0	0	-4
20 Lexi Donarski	G 36:18	5-9	3-6	2-4	0 0 0	1 3 15	0	2	0	0	1	3
25 Deja Kelly	G 36:03	6-13	0-1	6-10	1 4 5	3 7 18	7	2	2	0	0	13
2 Paulina Paris	27:27	3-7	2-3	0-0	0 2 2	0 0 6	2	1	0	0	2	5
24 Indya Nivar	14:33	1-2	0-0	5-6	0 4 4	3 3 7	0	2	1	1	0	1
11 Kayla McPherson	06:41	0-1	0-1	0-0	0 0 0	0 0 0	0	0	0	0	0	-1
Team					3 5 8		0	1				
Totals		26-53	5-11	17-26	10 24 34	14 22 74	13	11	5	6	4	4

Technical Fouls: NONE

Shooting By Period	1st FG%	2nd FG%	3rd FG%	4th FG%	FT%	GMFG%
1st FG%	9-15 60.0%					
3PT%	1-1 100.0%					
FT%	4-4 100%					
2nd FG%	4-14 28.6%					
3PT%	1-6 16.7%					
FT%	2-2 100%					
3rd FG%	9-14 64.3%					
3PT%	1-1 100.0%					
FT%	5-6 83.3%					
4th FG%	4-10 40.0%					
3PT%	2-3 66.7%					
FT%	6-14 42.9%					
GMFG%	26-53 49.1%					
3PT%	5-11 45.5%					
FT%	17-26 65.4%					

Dead Ball Rebounds: 5, 1

	DAV	UNC
Biggest lead	2 (4 <sup>th</sup> 5:10)	13 (3 <sup>rd</sup> 2:24)
Best Scoring Run	6 (4 <sup>th</sup> 5:10)	9 (1 <sup>st</sup> 0:55)
Lead Changes	4	0
Times Tied	2	0
Time with Lead	00:58	37:37

Points from	Turnovers	Paint	Second Chance	Fast Breaks	Bench
DAV	8	11	24	34	12
UNC	13	13	23	21	74

3



Official Basketball Box Score - Final  
Hampton at North Carolina  
11/15/23 Carmichael Arena, Chapel Hill  
2023-24 Women's Basketball

Game Time: 11:00 AM  
Game Duration: 1:53  
Attendance: 3,144

Officials: Timothy Bryant, Nic Cappel, Courtney Robinson

Hampton - 32

Record: 0-2

NO. Name	Min	FG M-A	3P M-A	FT M-A	Rebounds OR DR TOT	Fouls PF FD	TP	AS	TO	ST	Blocks BS BA	+/-
14 Ariana Wilkes	F 22:20	1-1	0-0	0-0	1 3 4	3 2 2	0	2	0	1	0	-10
24 Aisha Dabo	F 20:23	3-4	1-1	0-0	2 3 5	4 0 7	0	2	0	0	0	-11
0 Camryn Hill	G 25:16	1-9	0-4	3-4	0 1 1	1 2 5	0	8	0	0	1	-27
1 Le'Asia Foreman	G 21:52	1-4	0-0	0-0	3 2 5	1 0 2	0	1	1	0	1	-27
22 Amyah Reaves	G 29:46	1-3	0-1	0-0	1 3 4	3 3 2	2	4	0	0	0	-28
2 Makayla Cobb	21:28	1-8	0-2	0-0	0 2 2	2 3 2	2	2	0	0	1	-16
21 Casey Miller	17:40	3-4	0-0	0-3	0 2 2	4 2 6	0	3	0	0	0	-20
10 Tyra Kennedy	18:14	1-2	1-2	0-0	3 3 3	2 1 3	1	1	0	0	0	-4
23 Cheyenne Talbot	20:25	1-5	0-0	1-2	0 1 1	2 2 3	3	1	0	1	0	-7
4 Arlisha Boston	02:37	0-0	0-0	0-0	0 0 0	1 0 0	0	0	1	0	0	0
Team					3 4 7		0	5				
Totals		13-40	2-10	4-9	10 24 34	23 15 32	8	29	2	2	3	-30

Technical Fouls: NONE

Sh
----





## 2023-24 Box Scores (Vermont, Kansas State, FGCU, South Carolina)

5



Official Basketball Box Score - Final  
Vermont at North Carolina  
11/24/23 Hertz Arena, Estero  
2023-24 Women's Basketball

Game Time: 1:30 PM  
Game Duration: 1:46  
Attendance: 327

Officials: Natasha Camy, Dawn Marsh, Kristie Watkins-Day

Vermont - 51

Record: 3-2

NO.	Name	Min	FG	3P	FT	Rebounds	Fouls	TP	AS	TO	ST	Blocks	+/-
			M-A	M-A	M-A	OR DR TOT	PF FD					BS BA	
24	Anna Olson	F 20:34	0-3	0-0	1-2	1 2 3	5 3	1	0	0	0	0 0	1
33	Delaney Richason	F 32:16	2-5	2-5	2-2	1 6 7	4 2	8	3	1	0	0 0	-2
4	Andjela Matic	G 09:22	1-4	0-1	0-0	0 1 1	0 0	2	1	2	0	0 1	-2
10	Bella Vito	G 22:42	2-9	1-3	0-0	1 4 5	3 2	5	0	1	0	0 1	-16
23	Emma Utterback	G 36:58	8-14	1-2	1-2	0 2 2	4 2	18	5	5	2	0 0	-2
13	Paula Gonzalez	26:10	2-10	1-8	0-0	0 6 6	2 1	5	1	1	2	0 1	3
0	Malia Lenz	22:36	1-5	1-3	0-0	0 4 4	2 2	3	2	1	0	0 1	2
12	Keira Hanson	06:57	0-3	0-2	0-0	0 1 1	1 0	0	0	0	0	0 0	0
25	Nikola Priede	21:31	3-4	0-0	3-3	0 3 3	4 2	9	0	1	0	0 0	3
41	Zenia Palaska	00:54	0-0	0-0	0-0	0 1 1	1 0	0	0	1	0	0 0	-2
Team						2 4 6	0	0	0	0			
Totals			19-57	6-24	7-9	5 34 39	26 14	51	12	13	4	0 4	-3

Technical Fouls: NONE

Shooting By Period		
1 <sup>st</sup> FG%	5-15	33.3%
3PT%	0-7	0.0%
FT%	3-4	75%
2 <sup>nd</sup> FG%	6-14	42.9%
3PT%	2-6	33.3%
FT%	1-1	100%
3 <sup>rd</sup> FG%	4-14	28.6%
3PT%	1-5	20.0%
FT%	2-2	100%
4 <sup>th</sup> FG%	4-14	28.6%
3PT%	3-6	50.0%
FT%	1-2	50%
GM FG%	19-57	33.3%
3PT%	6-24	25.0%
FT%	7-9	77.8%

Dead Ball Rebounds: 1, 2

North Carolina - 54

Record: 5-0

NO.	Name	Min	FG	3P	FT	Rebounds	Fouls	TP	AS	TO	ST	Blocks	+/-
			M-A	M-A	M-A	OR DR TOT	PF FD					BS BA	
5	Maria Gakdeng	C 25:31	2-4	0-0	1-4	2 3 5	2 4	5	0	1	1	1 0	6
1	Alyssa Ustby	C 33:41	6-14	0-3	3-4	2 8 10	4 5	15	1	2	0	1 0	8
10	Reniya Kelly	G 21:06	1-5	0-2	0-0	0 4 4	0 1	2	1	1	1	0 0	-5
24	Indya Nivar	G 20:40	0-6	0-4	0-0	2 3 5	2 0	0	0	1	0	2 0	-8
25	Deja Kelly	G 34:24	7-19	0-1	4-9	3 6 9	2 6	18	0	0	3	0 0	3
2	Paulina Paris	06:34	0-0	0-0	0-0	0 0 0	0 0	0	0	0	0	0 0	-6
11	Kayla McPherson	24:56	2-6	0-2	2-5	0 3 3	1 6	6	1	2	1	0 0	6
31	Anyaa Poole	14:59	0-0	0-0	1-2	1 3 4	2 3	1	0	1	0	0 0	-3
20	Lexi Donarski	18:39	2-7	2-4	1-2	0 2 2	1 1	7	0	1	1	0 0	14
Team						3 1 4	0	0	0				
Totals			20-61	2-16	12-26	13 33 46	14 26	54	3	9	7	4 0	3

Technical Fouls: NONE

Shooting By Period		
1 <sup>st</sup> FG%	4-16	25.0%
3PT%	0-5	0.0%
FT%	0-0	0%
2 <sup>nd</sup> FG%	4-17	23.5%
3PT%	0-4	0.0%
FT%	1-7	14.3%
3 <sup>rd</sup> FG%	5-14	35.7%
3PT%	1-4	25.0%
FT%	2-3	66.7%
4 <sup>th</sup> FG%	7-14	50.0%
3PT%	1-3	33.3%
FT%	9-16	56.3%
GM FG%	20-61	32.8%
3PT%	2-16	12.5%
FT%	12-26	46.2%

Dead Ball Rebounds: 6, 1

	VER	UNC
Biggest lead	13 (3 <sup>rd</sup> 7:56)	3 (1 <sup>st</sup> 8:31)
Best Scoring Run	8 (2 <sup>nd</sup> 0:08)	8 (4 <sup>th</sup> 8:00)
Lead Changes	4	
Times Tied	1	
Time with Lead	31:44	07:42

Points from	VER	UNC
Turnovers	11	12
Paint	18	30
Second Chance	2	10
Fast Breaks	4	2
Bench	17	14

Period by Period Scoring					
	1st	2nd	3rd	4th	TOT
VER	13	15	11	12	51
UNC	8	9	13	24	54

7



Official Basketball Box Score - Final  
FGCU at North Carolina  
11/26/23 Hertz Arena, Estero  
2023-24 Women's Basketball

Game Time: 5:00 PM  
Game Duration: 1:51  
Attendance: 5,120

Officials: Trey Mikes, Tasha Smith, Tiffany Bridges

FGCU - 65

Record: 5-2

NO.	Name	Min	FG	3P	FT	Rebounds	Fouls	TP	AS	TO	ST	Blocks	+/-
			M-A	M-A	M-A	OR DR TOT	PF FD					BS BA	
24	Uju Ezeudu	F 28:22	0-3	0-2	1-2	0 3 3	4 2	1	1	3	1	0 1	-1
3	Cerina Rolle	G 09:56	3-4	0-0	2-3	0 2 2	5 2	8	0	1	0	0 1	1
4	Dolly Cairns	G 38:29	5-9	4-7	4-4	1 1 2	1 2	18	3	4	2	0 0	-1
11	Maddie Antenucci	G 38:46	5-7	3-4	2-2	2 1 3	4 6	15	1	1	1	0 0	0
20	Maca Retamalos	G 12:00	1-7	0-3	1-2	0 1 1	0 1	3	0	1	0	0 0	-5
2	Sofia Persson	16:19	1-3	1-2	0-0	0 1 1	4 0	3	3	1	2	0 0	4
5	Ajulu Thatha	16:32	3-7	2-5	0-0	0 3 3	1 2	8	1	1	1	0 1	0
12	Alyssa Jimenez	16:46	1-2	0-1	0-0	0 0 0	0 3	2	0	1	0	0 0	8
21	Kierra Adams	16:13	3-4	1-2	0-0	0 1 1	3 1	7	2	2	0	0 0	7
22	Brylee Bartram	06:37	0-1	0-1	0-0	0 0 0	0 0	0	0	0	0	0 0	-8
Team						2 3 5		2					
Totals			22-47	11-27	10-13	5 16 21	25 16	65	11	17	7	0 4	1

Technical Fouls: NONE

Shooting By Period		
1 <sup>st</sup> FG%	8-16	50.0%
3PT%	5-11	45.5%
FT%	2-2	100%
2 <sup>nd</sup> FG%	3-13	23.1%
3PT%	1-6	16.7%
FT%	1-2	50%
3 <sup>rd</sup> FG%	6-8	75.0%
3PT%	3-5	60.0%
FT%	6-7	85.7%
4 <sup>th</sup> FG%	5-10	50.0%
3PT%	2-5	40.0%
FT%	1-2	50%
GM FG%	22-47	46.8%
3PT%	11-27	40.7%
FT%	10-13	76.9%

Dead Ball Rebounds: 2, 0

North Carolina - 64

Record: 5-2

NO.	Name	Min	FG	3P	FT	Rebounds	Fouls	TP	AS	TO	ST	Blocks	+/-
			M-A	M-A	M-A	OR DR TOT	PF FD					BS BA	
5	Maria Gakdeng	C 32:33	8-8	0-0	6-6	4 5 9	1 6	22	0	0	0	1 0	5
1	Alyssa Ustby	G 23:48	1-4	0-0	1-2	1 1 2	4 1	3	2	6	1	0 0	-8
11	Kayla McPherson	G 21:12	0-4	0-1	1-2	0 0 0	4 1	1	2	2	3	0 0	-5
20	Lexi Donarski	G 34:45	0-2	0-0	2-2	1 2 3	4 3	2	1	1	1	0 0	-8
25	Deja Kelly	G 40:00	7-15	1-2	9-15	0 6 6	2 11	24	2	4	0	2 0	-1
24	Indya Nivar	20:48	3-3	1-1	1-2	0 2 2	1 2	8	0	0	0	0 0	-8
2	Paulina Paris	04:23	0-1	0-1	0-0	0 0 0	0 0	0	0	0	0	0 0	-1
31	Anyaa Poole	20:55	2-4	0-0	0-0	1 1 2	0 1	4	1	2	2	1 0	0
10	Reniya Kelly	01:36	0-0	0-0	0-0	0 0 0	0 0	0	0	0	0	0 0	5
Team						0 3 3		0	0				
Totals			21-41	2-5	20-29	7 20 27	16 25	64	8	15	7	4 0	-1

Technical Fouls: NONE

Shooting By Period		
1 <sup>st</sup> FG%	4-9	44.4%
3PT%	1-2	50.0%
FT%	9-12	75%
2 <sup>nd</sup> FG%	5-10	50.0%
3PT%	1-2	50.0%
FT%	4-4	100%
3 <sup>rd</sup> FG%	8-12	66.7%
3PT%	0-1	0.0%
FT%	1-2	50%
4 <sup>th</sup> FG%	4-10	40.0%
3PT%	0-0	0.0%
FT%	6-11	54.5%
GM FG%	21-41	51.2%
3PT%	2-5	40.0%
FT%	20-29	69.0%

Dead Ball Rebounds: 6, 1

	FGC	UNC
Biggest lead	8 (2 <sup>nd</sup> 6:21)	7 (3 <sup>rd</sup> 8:11)
Best Scoring Run	6 (3 <sup>rd</sup> 1:37)	11 (3 <sup>rd</sup> 8:11)
Lead Changes	4	
Times Tied	7	
Time with Lead	19:24	14:01

Points from	FGC	UNC
Turnovers	17	15
Paint	22	28
Second Chance	8	6
Fast Breaks	3	0
Bench	20	12

Period by Period Scoring					
	1st	2nd	3rd	4th	TOT
FGC	23	8	21	13	65
UNC	18	15	17	14	64

6



Official Basketball Box Score - Final  
North Carolina at Kansas St.  
11/25/23 Hertz Arena, Estero  
2023-24 Women's Basketball

Game Time: 5:00 PM  
Game Duration: 1:50  
Attendance: 2,307

Officials: Kevin Pethel, Natasha Camy, Dawn Marsh

North Carolina - 56

Record: 5-1

NO.	Name	Min	FG	3P	FT	Rebounds	Fouls	TP	AS	TO	ST	Blocks	+/-
			M-A	M-A	M-A	OR DR TOT	PF FD					BS BA	
5	Maria Gakdeng	C 09:08	0-1	0-0	0-0	0 1 1	3 0	0	0	1	0	0 0	-1
1	Alyssa Ustby	G 32:58	2-2	0-0	0-2	3 6 9	5 2	4	3	4	3	0 0	-5
11	Kayla McPherson	G 16:48	4-7	0-0	3-4	0 2 2	1 3	11	0	1	0	0 0	-9
20	Lexi Donarski	G 37:11	4-16	1-8	0-0	0 2 2	3 1	9	0	1	1	0 0	-3
25	Deja Kelly	G 37:51	4-16	1-3	1-2	0 1 1	0 14	10	0	1	5	0 0	-1
31	Anyaa Poole	19:27	0-3	0-0	1-1	0 2 2	3 1	5	0	0	1	1 0	-4
0	Alexandra Zelaya	15:16	1-6	0-5	0-0	0 2 2	2 0	2	1	1	0	0 0	-3
24	Indya Nivar	17:47	3-7	0-1	2-2	0 1 1	3 1	8	0	0	2	0 0	-1
10	Reniya Kelly	02:09	1-1	0-0	0-0	1 0 1	1 0	2	0	0	0	0 0	4
Team						2 2 4		0	0				
Totals			23-62	2-20	8-13	6 19 25	22 17	56	4	11	13	1 4	-7

Technical Fouls: NONE

Shooting By Period			
1 <sup>st</sup>	FG%	4-15	26.7%
	3PT%	0-4	0.0%
	FT%	0-0	0%
2 <sup>nd</sup>	FG%	5-16	31.3%
	3PT%	0-6	0.0%
	FT%	4-8	50%
3 <sup>rd</sup>	FG%	7-15	46.7%
	3PT%	2-5	40.0%
	FT%	2-2	100%
4 <sup>th</sup>	FG%	7-16	43.8%
	3PT%	0-5	0.0%
	FT%	2-3	66.7%
GM	FG%	23-62	37.1%
	3PT%	2-20	10.0%
	FT%	8-13	61.5%



# 2023-24 Box Scores ( UNCG, UConn, Western Carolina, Oklahoma)

9

VS. MIAMI



10



Official Basketball Box Score - Final  
UNC Greensboro at North Carolina  
12/09/23 Carmichael Arena, Chapel Hill  
2023-24 Women's Basketball

Game Time: 7:00 PM  
Game Duration: 1:40  
Attendance: 2,088

Officials: Angelica Saffren, Ne Coppel, Ashlee Goodie

UNC Greensboro - 66

Record: 6-3

NO. Name	Min	FG M-A	3P M-A	FT M-A	Rebounds OR DR TOT	Fouls PF FD	TP	AS	TO	ST	Blocks BS BA	+/-
15 Khalis Cain	F 23:26	1-4	0-0	1-2	3 4 7	2 2 3	0	1	2	1	0	-19
1 Jadye Gamble	G 34:09	4-11	0-2	5-5	0 2 2	1 3 13	4	3	2	0	0	-10
22 Isys Grady	G 31:37	8-17	1-1	6-0	0 4 4	1 0 17	1	6	1	0	0	-32
35 Aiyana Khalifani	G 35:03	3-11	0-2	0-0	3 3 6	2 0 6	4	2	1	2	3	-19
44 Nia Howard	G 14:01	0-2	0-0	0-0	0 0 0	1 0 0	0	0	0	0	0	-24
3 Nasia Powell	11:37	1-2	0-1	0-0	2 2 1	1 2 0	0	0	0	0	0	1
2 Antoniette Emma-Nnoku	14:56	1-4	0-0	2-2	5 3 8	2 2 4	1	0	2	0	1	8
14 Kennedy Simpson	21:20	5-9	5-5	0-0	0 1 1	1 0 15	2	0	0	0	0	16
5 Yacine N'Diaye	01:38	0-0	0-0	0-0	0 0 0	0 0 0	0	0	0	0	0	-4
0 Kelly Boyle	12:13	2-5	2-4	0-0	0 0 0	1 0 6	2	0	0	0	0	7
Team					1 3 4	0 0 0						
Totals		25-65	8-15	8-9	12 22 34	12 8 66	14	12	8	3	5	-15

Technical Fouls: NONE

Shooting By Period	1st	2nd	3rd	4th	TOT
1st FG%	4-10	25.0%			
3PT%	1-3	33.3%			
FT%	0-0	0%			
2nd FG%	9-17	52.9%			
3PT%	5-5	100.0%			
FT%	2-2	100%			
3rd FG%	8-16	50.0%			
3PT%	2-2	100.0%			
FT%	4-4	100%			
4th FG%	4-16	25.0%			
3PT%	0-5	0.0%			
FT%	2-3	66.7%			
GMFG%	25-65	38.5%			
3PT%	8-15	53.3%			
FT%	8-9	88.9%			

Dead Ball Rebounds: 1, 0

North Carolina - 81

Record: 6-3

NO. Name	Min	FG M-A	3P M-A	FT M-A	Rebounds OR DR TOT	Fouls PF FD	TP	AS	TO	ST	Blocks BS BA	+/-	
5 Maria Gakdeng	C 30:22	5-8	0-0	2-2	1 5 6	2 2 2	12	0	1	0	2	0	15
1 Alyssa Usitby	G 34:26	6-9	0-0	1-2	2 3 5	1 2 13	6	4	2	0	0	0	14
20 Lexi Donarski	G 37:27	7-9	6-8	2-2	0 3 3	1 3 22	1	1	0	0	0	0	26
24 Indya Nivar	G 32:50	5-14	1-4	0-0	3 6 9	0 0 11	5	3	2	1	2	1	16
25 Deja Kelly	G 36:37	5-16	1-5	1 1 3	4 2 4	12 8 4	2	1	1	1	1	1	19
31 Anya Poole	17:07	5-6	0-0	1-2	0 7 7	0 1 11	0	0	0	0	1	0	2
0 Alexandra Zelaya	02:56	0-0	0-0	0-0	0 0 0	1 0 0	0	0	0	0	0	0	0
10 Reniya Kelly	06:30	0-2	0-1	0-0	0 0 0	1 0 0	0	0	0	0	0	0	-9
15 Sydney Barker	01:45	0-0	0-0	0-0	0 0 0	0 0 0	0	0	0	0	0	0	-8
Team					3 1 4	0 0 0							
Totals		33-64	8-18	7-9	10 28 38	8 12	81	20	13	6	5	3	15

Technical Fouls: NONE

Shooting By Period	1st	2nd	3rd	4th	TOT
1st FG%	10-20	50.0%			
3PT%	1-3	33.3%			
FT%	1-1	100%			
2nd FG%	6-15	40.0%			
3PT%	0-5	0.0%			
FT%	2-3	66.7%			
3rd FG%	9-16	56.3%			
3PT%	4-7	57.1%			
FT%	3-3	100%			
4th FG%	8-13	61.5%			
3PT%	3-3	100.0%			
FT%	1-2	50%			
GMFG%	33-64	51.6%			
3PT%	8-18	44.4%			
FT%	7-9	77.8%			

Dead Ball Rebounds: 1, 0

	NCG	UNC
Biggest lead	0 (1 <sup>st</sup> 10:00)	16 (1 <sup>st</sup> 2:21)
Best Scoring Run	13 (2 <sup>nd</sup> 3:30)	14 (1 <sup>st</sup> 4:04)
Lead Changes	0	
Times Tied	2	
Time with Lead	00:00	39:09

Points from	NCG	UNC
Turnovers	15	16
Paint	16	38
Second Chance	10	15
Fast Breaks	11	16
Bench	27	11

Period by Period Scoring	1st	2nd	3rd	4th	TOT
NCG	9	25	22	10	66
UNC	22	14	25	20	81



Official Basketball Box Score - Final  
North Carolina at UConn  
12/10/23 Mohegan Sun Arena, Uncasville  
2023-24 Women's Basketball

Game Time: 5:00 PM  
Game Duration: 1:52  
Attendance: 8,428

Officials: Maj Frosberg, Karen Presto, Billy Smith

North Carolina - 64

Record: 6-4

No.	Name	Min	FG M-A	3P M-A	FT M-A	Rebounds OR DR TOT	Fouls PF FD	TP	AS	TO	ST	Blocks BS BA	+/-
5	Maria Gakdeng	C 35:39	6-9	0-0	2-2	7 6 13	5 3 14	3	2	0	2	1	-4
1	Alyssa Usitby	G 33:59	5-16	0-0	0-0	4 3 7	2 2 10	3	3	3	0	3	-4
20	Lexi Donarski	G 38:23	5-12	2-5	0-0	1 2 3	2 0 12	1	2	1	0	1	-13
24	Indya Nivar	G 25:57	5-13	0-3	0-2	3 5 8	3 1 10	1	5	1	0	1	-22
25	Deja Kelly	G 39:39	5-13	0-1	1-2	0 1 1	3 5 11	2	6	3	1	0	-12
31	Anya Poole	14:28	0-1	0-0	1-2	0 1 1	0 2 1	1	1	0	0	0	-12
10	Reniya Kelly	11:55	2-4	1-1	1-2	0 1 1	0 1 6	3	1	0	0	0	7
Team						4 5 9	0 0 0			0	0		
Totals			28-68	3-10	5-10	19 24 43	15 14	64	14	19	8	3	6 -12

Technical Fouls: NONE

Shooting By Period	1st	2nd	3rd	4th	TOT
1st FG%	5-14	35.7%			
3PT%	0-3	0.0%			
FT%	0-0	0%			
2nd FG%	11-17	64.7%			
3PT%	2-4	50.0%			
FT%	2-2	100%			
3rd FG%	6-20	30.0%			
3PT%	0-3	0.0%			
FT%	1-4	25%			
4th FG%	6-17	35.3%			
3PT%	1-2	50.0%			
FT%	2-2	100%			
GMFG%	28-68	41.2%			
3PT%	3-10	30.0%			
FT%	5-10	50.0%			

Dead Ball Rebounds: 4, 0

UConn - 76

Record: 6-3

NO. Name		Min	FG M-A	3P M-A	FT M-A	Rebounds OR DR TOT	Fouls PF FD	TP	AS	TO	ST	Blocks BS BA	+/-
3 Aaliyah Edwards	F	35:12	7-17	0-0	2-4	4 7 11	3 4 16	2	0	1	1	2	11
2 KK Arnold	G	32:01	2-9	1-3	2-4	0 4 4	4 3 7	5	4	2	0	1	11
5 Paige Bueckers	G	33:02	11-14	1-1	3-4	1 1 2	1 4 26	1	2	3	4	0	10
10 Nika Muhl	G	33:11	4-8	4-7	0-0	0 0 0	2 0 12	6	6	2	0	0	15
12 Ashlynn Shade	G	29:04	3-8	2-5	0-0	1 3 4	1 0 8	2	0	0	0	0	13
44 Aubrey Griffin		26:23	2-6	0-0	1-1	2 6 8	2 4 5	4	1	2	1	0	10
4 Cadence Samuels		08:24	1-2	0-1	0-0	0 1 1	0 0 2	0	1	0	0	0	-7
25 Ice Brady		02:43	0-1	0-0	0-0	0 0 0	1 0 0	0	0	0	0	0	-3
Team						3 0 3	0 0 0	0	0	3			
Totals			30-65	8-17	8-13	11 22 33	14 15	76	20	17	10	6 3	12

Technical Fouls: NONE

Shooting By Period	1st	2nd	3rd	4th	TOT
1st FG%	7-15	46.7%			
3PT%	1-4	25.0%			
FT%	4-6	66.7%			
2nd FG%	8-19	42.1%			
3PT%	1-2	50.0%			
FT%	0-0	0%			
3rd FG%	11-17	64.7%			
3PT%	4-7	57.1%			
FT%	3-5	60%			
4th FG%	4-14	28.6%			
3PT%	2-4	50.0%			
FT%	1-2	50%			
GMFG%	30-65	46.2%			
3PT%	8-17	47.1%			
FT%	8-13	61.5%			

Dead Ball Rebounds: 5, 0

	UNC	UConn
Biggest lead	4 (1 <sup>st</sup> 8:48)	18 (3 <sup>rd</sup> 0:28)
Best Scoring Run	9 (4 <sup>th</sup> 3:03)	13 (1 <sup>st</sup> 1:59)
Lead Changes	5	
Times Tied	5	
Time with Lead	04:45	31:13

Points from	UNC	UConn
Turnovers	13	21
Paint	36	34
Second Chance	16	11
Fast Breaks	11	11
Bench	7	7

Period by Period Scoring	1st	2nd	3rd	4th	TOT
UNC	10	26	13	15	64
UConn	19	17	29	11	76

11



Official Basketball Box Score - Final  
Western Caro. at North Carolina  
12/19/23 Carmichael Arena, Chapel Hill  
2023-24 Women's Basketball

Game Time: 7:00 PM  
Game Duration: 1:37  
Attendance: 2,643

Officials: Meadow Overstreet, Jules Glean, Ryan Durham

Western Caro. - 36

Record: 2-9

NO. Name	Min	FG M-A	3P M-A	FT M-A	Rebounds OR DR TOT	Fouls PF FD	TP	AS	TO	ST	Blocks BS BA	+/-
0 Tamori Plantin	F 12:23	0-6	0-0	0-0	0 2 2	1 1 0	0	2	0	1	4	-27
10 Jada Burton	G 18:16	0-2	0-0	0-0	0 0 0	0 0 0	1	0	1	2	0	-34
11 Chelsea Wooten	G 35:25	3-13	2-11	0-0	1 3 4	1 0 8	1	5	0	0	0	-59
13 Zaneiria Cruz	G 28:47	3-10	0-2	1-1	1 0 1	3 2 7	4	6	1	0	0	-32
1 Audrey Meyers	G 32:42	6-10	1-3	0-0	0 1 1	3 1 13	1	2	0	1	1	-54
1 Lonasia Brewer	25:16	3-5	0-0	0 0 0	2 5 7	1 0 6	0	4	0	0	0	-36
5 Ewa Kielar	10:45	0-1	0-0	0-0	0 4 4	1 0 0	0	0	0	0	0	-20
3 Reagan Trumm	16:03	0-2	0-0	0-0	0 0 0	1 0 0	0	1	0	0	0	-33
25 Bailey Trumm	14:30	0-1	0-0	0-0	0 2 2	0 0 0	1	0	1	0	0	-6
35 Tyra Robinson	05:53	1-1	0-0	0-0	0 3 3	0 0 2	0	1	0	0	1	0
Team					0 0 0	0 0 1						
Totals		16-51	3-16	1-1	4 20 24	11 4	36	8	24	1	3 7	-60

Technical Fouls: NONE

Shooting By Period	1st	2nd	3rd
--------------------	-----	-----	-----





## 2023-24 Box Scores (Clemson, Syracuse, Notre Dame, Florida State)

13



Official Basketball Box Score - Final  
**Clemson at North Carolina**  
12/31/23 Carmichael Arena, Chapel Hill  
2023-24 Women's Basketball

Game Time: 12:00 PM  
Game Duration: 2:30  
Attendance: 3,820

Officials: Dee Kantner, Teresa Stuck, Courtney Robinson

Clemson - 76

Record: 8-6 (1-1)

NO. Name	Min	FG M-A	3P M-A	FT M-A	Rebounds OR DR TOT	Fouls PF FD	TP	AS	TO	ST	Blocks BS BA	+/-
3 MaKayla Elmore	31:41	1-3	1-3	3-4	0 11 11	2 2	6	3	0	1	0 0	-13
5 Amari Robinson	28:55	8-11	1-2	4-6	2 4 6	3 4	4	21	0	3	0 0	-4
0 Mackenzie Kramer	23:60	0-4	0-4	0-0	0 1 1	2 0	0	1	0	0	0 0	0
1 Dayshanette Harris	22:60	7-15	0-0	5-9	3 2 5	4 7	19	5	4	1	0 1	-1
22 Ruby Whitehorn	24:02	4-9	1-2	5-6	3 1 4	5 3	14	1	2	1	0 0	-5
21 Eno Inyang	21:49	4-9	0-0	2-2	2 2 4	2 1	10	0	2	1	1 2	5
23 Danielle Rauch	26:03	2-4	2-4	0-0	0 1 1	2 1	6	0	1	1	0 0	-11
30 Madi Ott	14:09	0-3	0-2	0-0	0 0 0	2 0	0	1	1	0	0 0	-10
2 Nya Valentine	06:22	0-1	0-1	0-0	0 0 0	1 0	0	0	1	0	0 1	7
Team					4 2 6		0		0			
Totals		26-59	5-18	19-27	14 24 38	23 18	76	11	14	5	1 4	-6

Technical Fouls: NONE

Shooting By Period	1st FG%	2nd FG%	3rd FG%	4th FG%	GM FG%	FT%
1st FG%	4-13 30.8%					
3PT%	1-3 33.3%					
FT%	2-2 100%					
2nd FG%	8-15 53.3%					
3PT%	1-5 20.0%					
FT%	6-9 66.7%					
3rd FG%	4-12 33.3%					
3PT%	1-5 20.0%					
FT%	6-9 66.7%					
4th FG%	10-19 52.6%					
3PT%	2-5 40.0%					
FT%	5-7 71.4%					
GM FG%	26-59 44.1%					
3PT%	5-18 27.8%					
FT%	19-27 70.4%					

Dead Ball Rebounds: 3, 1

North Carolina - 82

Record: 9-4 (1-0)

NO. Name	Min	FG M-A	3P M-A	FT M-A	Rebounds OR DR TOT	Fouls PF FD	TP	AS	TO	ST	Blocks BS BA	+/-
5 Maria Gakdeng	25:23	1-3	0-0	3-3	3 6 9	2 4	5	0	1	2	2 0	3
1 Alyssa Usiby	35:23	8-10	0-0	5-7	5 6 11	4 4	21	2	1	2	0 0	14
2 Paulina Paris	32:48	2-8	2-8	0-0	0 3 3	0 1	6	4	1	1	0 0	19
20 Lexi Donarski	37:43	7-16	6-15	3-4	0 1 1	3 3	23	1	3	0	1 0	11
25 Deja Kelly	35:46	5-13	2-7	3-6	0 2 2	2 8	15	8	2	0	0 0	4
13 Teonni Key	08:20	1-4	0-0	1-2	1 0 1	1 1	3	0	0	0	0 1	-3
31 Anya Poole	13:41	1-3	0-0	2-2	1 3 4	2 1	4	1	0	0	0 0	0
24 Indya Nivar	10:56	2-6	1-3	0-0	1 1 2	4 1	5	0	1	0	1 0	-18
Team					2 2 4		0		2			
Totals		27-63	11-33	17-24	13 24 37	18 23	82	16	11	5	4 1	6

Technical Fouls: NONE

Shooting By Period	1st FG%	2nd FG%	3rd FG%	4th FG%	GM FG%	FT%
1st FG%	7-16 43.8%					
3PT%	3-8 37.5%					
FT%	2-2 100%					
2nd FG%	6-16 37.5%					
3PT%	1-5 20.0%					
FT%	3-6 50%					
3rd FG%	7-15 46.7%					
3PT%	6-13 46.2%					
FT%	2-2 100%					
4th FG%	2-6 33.3%					
3PT%	1-7 14.3%					
FT%	10-14 71.4%					
GM FG%	27-63 42.9%					
3PT%	11-33 33.3%					
FT%	17-24 70.8%					

Dead Ball Rebounds: 5, 0

	CLE	UNC			
Biggest lead	1 (2 <sup>nd</sup> 6:12)	14 (1 <sup>st</sup> 1:46)			
Best Scoring Run	10(2 <sup>nd</sup> 6:12)	8(1 <sup>st</sup> 3:38)			
Lead Changes	2				
Times Tied	2				
Time with Lead	00:12	38:08			
Points from	CLE	UNC			
Turnovers	13	19			
Paint	40	24			
Second Chance	16	9			
Fast Breaks	6	12			
Bench	16	12			
Period by Period Scoring	1st	2nd	3rd	4th	TOT
CLE	11	23	15	27	76
UNC	19	16	22	25	82

15



Official Basketball Box Score - Final  
**North Carolina at Notre Dame**  
01/07/24 Purcell Pavilion at the Joyce Center, Notre Dame, Ind.  
2023-24 Women's Basketball

Game Time: 6:00 PM  
Game Duration: 1:56  
Attendance: 6,418

Officials: Maj Forsberg, Pualani Spurlock-Welsh, Katie Lukanich

North Carolina - 61

Record: 11-4 (3-0)

NO. Name	Min	FG M-A	3P M-A	FT M-A	Rebounds OR DR TOT	Fouls PF FD	TP	AS	TO	ST	Blocks BS BA	+/-
5 Maria Gakdeng	28:55	3-5	0-0	2-4	1 3 4	1 4	8	2	0	0	2 0	-2
1 Alyssa Usiby	37:34	3-10	0-0	1-4	4 7 11	2 2	7	3	3	2	0 0	6
2 Paulina Paris	12:03	1-1	1-1	0-0	0 2 2	1 0	3	0	1	0	0 0	-10
20 Lexi Donarski	40:00	4-11	3-8	2-2	1 5 6	2 2	13	0	0	2	0 0	4
25 Deja Kelly	26:55	3-14	0-2	0-4	1 5 6	4 3	6	1	5	1	0 1	-1
24 Indya Nivar	26:36	7-11	0-3	2-3	1 4 5	4 2	16	2	0	5	1 0	20
13 Teonni Key	02:26	1-1	0-0	0-0	0 1 1	0 0	2	0	1	0	1 0	-2
31 Anya Poole	11:03	1-3	0-0	0-0	3 2 5	1 1	2	0	0	1	1 1	6
10 Reniya Kelly	14:28	1-6	0-1	2-2	1 3 4	0 1	4	1	2	1	0 0	-1
Team					1 2 3		0		0			
Totals		24-62	4-15	9-19	13 34 47	15 15	61	9	12	12	5 2	4

Technical Fouls: NONE

Shooting By Period	1st FG%	2nd FG%	3rd FG%	4th FG%	GM FG%	FT%
1st FG%	9-17 52.9%					
3PT%	0-4 0.0%					
FT%	0-2 0%					
2nd FG%	5-14 35.7%					
3PT%	1-3 33.3%					
FT%	0-3 0%					
3rd FG%	5-18 27.8%					
3PT%	1-5 20.0%					
FT%	3-4 75%					
4th FG%	5-13 38.5%					
3PT%	0-3 0.0%					
FT%	6-11 54.5%					
GM FG%	24-62 38.7%					
3PT%	4-15 26.7%					
FT%	9-19 47.4%					

Dead Ball Rebounds: 6, 0

Notre Dame - 57

Record: 10-3 (1-2)

NO. Name	Min	FG M-A	3P M-A	FT M-A	Rebounds OR DR TOT	Fouls PF FD	TP	AS	TO	ST	Blocks BS BA	+/-
22 Kylee Watson	34:57	0-2	0-0	1-2	3 4 7	4 1	1	0	2	0	2 0	0
3 Hannah Hidalgo	39:13	6-16	0-3	5-8	0 11 11	3 7	17	4	5	4	0 0	-2
11 Sonia Citron	37:59	5-13	3-7	5-6	1 6 7	1 4	18	2	5	0	0 0	-6
13 Anna DeWolfe	38:37	3-13	1-6	0-0	1 1 2	1 0	7	2	1	0	0 1	-4
14 KK Bransford	33:01	4-13	1-2	3-5	3 2 5	3 3	12	2	1	3	0 4	1
15 Natalija Marshall	16:13	1-4	0-0	0-0	0 1 1	3 0	2	0	0	0	0 0	-9
Team					5 3 8		0		0			
Totals		19-61	5-18	14-21	13 28 41	15 15	57	10	14	7	2 5	-4

Technical Fouls: NONE

Shooting By Period	1st FG%	2nd FG%	3rd FG%	4th FG%	GM FG%	FT%
1st FG%	5-16 31.3%					
3PT%	1-3 33.3%					
FT%	1-2 50%					
2nd FG%	4-15 26.7%					
3PT%	0-5 0.0%					
FT%	8-9 88.9%					
3rd FG%	6-12 50.0%					
3PT%	3-5 60.0%					
FT%	3-5 60%					
4th FG%	4-18 22.2%					
3PT%	1-5 20.0%					
FT%	2-5 40%					
GM FG%	19-61 31.1%					
3PT%	1-18 5.6%					
FT%	14-21 66.7%					

Dead Ball Rebounds: 2, 1

	UNC	UND			
Biggest lead	12 (1 <sup>st</sup> 0:49)	7 (3 <sup>rd</sup> 1:46)			
Best Scoring Run	15(4 <sup>th</sup> 6:13)	9(2 <sup>nd</sup> 4:33)			
Lead Changes	4				
Times Tied	3				
Time with Lead	27:11	10:21			
Points from	UNC	UND			
Turnovers	13	7			
Paint	36	20			
Second Chance	18	7			
Fast Breaks	7	11			
Bench	24	2			
Period by Period Scoring	1st	2nd	3rd	4th	TOT
UNC	20	11	14	16	61
UND	12	16	18	11	57

14



Official Basketball Box Score - Final  
**Syracuse at North Carolina**  
01/04/24 Carmichael Arena, Chapel Hill  
2023-24 Women's Basketball

Game Time: 6:00 PM  
Game Duration: 1:56  
Attendance: 2,006

Officials: Karen Presto, Tom Danaher, Alexis Perez

Syracuse - 51

Record: 11-2 (1-1)

NO. Name	Min	FG M-A	3P M-A	FT M-A	Rebounds OR DR TOT	Fouls PF FD	TP	AS	TO	ST	Blocks BS BA	+/-
22 Kyra Wood	17:02	4-5	0-0	0-0	2 2 4	3 0	8	1	1	1	1 0	-15
23 Alyssa Latham	33:28	4-13	1-3	2-3	8 3 11	4 4	11	0	3	1	0 1	-18
2 Dylasha Fair	38:56	7-22	3-12	0-0	1 2 3	1 1	17	1	0	1	0 1	-24
5 Georgia Woolley	27:39	1-10	0-6	1-2	1 2 3	4 1	3	3	2	1	2 0	-24
25 Alaina Rice	24:24	2-9	1-5	0-0	4 3 7	1 5	5	2	2	1	0 0	-16
1 Kannedi Perkins	13:33	0-1	0-0	0-2	0 1 1	1 0	1	2	1	0	0 0	-8
21 Santia Wilson	25:59	1-4	0-0	0-0	3 3 6	5 4	2	0	4	1	0 1	-10
4 Sophie Burrows	17:57	2-6	1-4	0-0	0 0 0	0 1	5	1	0	0	1 0	-5
11 Lexi McNabb	01:04	0-1	0-0	0-0	0 0 0	1 0	0	0	0	0	0 0	0
Team					3 5 8		0		1			
Totals		21-71	6-30	3-7	22 21 43	20 17	51	9	15	7	4 3	-24

Technical Fouls: NONE

Shooting By Period	1st FG%	2nd FG%	3rd FG%	4th FG%	GM FG%	FT%
1st FG%	6-16 37.5%					
3PT%	2-7 28.6%					
FT%	0-0 0%					
2nd FG%	6-19 31.6%					
3PT%	3-8 37.5%					
FT%	1-2 50%					
3rd FG%	3-19 15.8%					
3PT%	0-8 0.0%					
FT%	0-1 0%					
4th FG%	6-17 35.3%					
3PT%	1-7 14.3%					
FT%	2-4 50%					
GM FG%	21-71 29.6%					
3PT%	6-30 20.0%					
FT%	3-7 42.9%					

Dead Ball Rebounds: 1, 0

North Carolina - 75

Record: 10-4



## 2023-24 Box Scores ( Virginia, Georgia Tech, Louisville, Miami)

17



Official Basketball Box Score - Final  
**Virginia at North Carolina**  
01/14/24 Carmichael Arena, Chapel Hill  
2023-24 Women's Basketball

Game Time: 4:00 PM  
Game Duration: 2:04  
Attendance: 4,579

Officials: Billy Smith, Tom Danaher, Toni Patilo

Virginia - 68

Record: 8-8 (0-5)

NO.	Name	Min	FG	3P	FT	Rebounds	Fouls	TP	AS	TO	ST	Blocks	+/-
			M-A	M-A	M-A	OR DR TOT	PF FD					BS BA	
20	Camryn Taylor	F 26:13	5-15	2-3	4-4	3 4 7	4 4	16	0	2	1	0 0	-13
33	Sam Brunelle	F 13:52	1-5	1-4	0-0	0 1 1	2 1	3	0	1	1	0 2	-15
1	Paris Clark	G 24:47	1-8	0-0	2-2	1 1 2	4 1	4	1	1	1	0 0	-16
21	Kymora Johnson	G 27:48	3-9	2-5	5-6	0 5 5	4 5	13	5	2	1	0 0	-11
23	Alexia Smith	G 16:23	2-7	0-0	0-0	2 3 5	2 1	4	5	1	0	0 1	-12
0	Olivia McGhee	21:36	4-7	2-4	2-3	1 3 4	1 2	12	1	2	0	0 0	3
5	Yonta Vaughn	23:35	1-6	1-3	0-0	0 1 1	0 0	3	3	3	0	0 1	2
14	Kaydan Lawson	05:51	0-0	0-0	0-0	0 0 0	2 0	0	0	0	0	0 0	-5
34	London Clarkson	31:33	4-7	0-0	2-4	1 6 7	4 4	10	0	0	1	0 2	-6
12	Edessa Noyan	04:50	0-0	0-0	0-0	1 1 2	2 0	0	1	0	0	0 0	4
41	Taylor Lauterbach	03:32	1-1	0-0	1-2	0 0 0	0 2	3	0	0	0	0 0	4
Team						1 4 5		0		0			
Totals			22-65	8-19	16-21	10 29 39	25 20	68	16	12	5	0 6	-13

Technical Fouls: NONE

Dead Ball Rebounds: 2, 1

Shooting By Period		
1st FG%	4-14	28.6%
3PT%	2-5	40.0%
FT%	2-2	100%
2nd FG%	9-21	42.9%
3PT%	1-2	50.0%
FT%	1-3	33.3%
3rd FG%	6-17	35.3%
3PT%	3-7	42.9%
FT%	5-6	83.3%
4th FG%	3-13	23.1%
3PT%	2-5	40.0%
FT%	8-10	80%
GM FG%	22-65	33.8%
3PT%	8-19	42.1%
FT%	16-21	76.2%



Official Basketball Box Score - Final  
**North Carolina at Georgia Tech**  
01/19/24 McCorish Pavilion, Atlanta  
Georgia Tech vs. North Carolina

Game Time: 6:00 PM  
Game Duration: 1:56  
Attendance: 1,605

Officials: Eric Brewton, Brandon Entlerline, Ashlee Goode

North Carolina - 73

Record: 13-5 (5-1)

NO.	Name	Min	FG	3P	FT	Rebounds	Fouls	TP	AS	TO	ST	Blocks	+/-
			M-A	M-A	M-A	OR DR TOT	PF FD					BS BA	
5	Maria Gakdeng	C 20:59	4-7	0-0	0-0	1 3 4	0 3	8	0	0	0	2 1	4
1	Alyssa Usitby	G 36:18	6-11	0-0	3-3	3 1 4	4 3	15	4	2	2	1 2	5
10	Reniya Kelly	G 23:43	1-4	0-1	0-0	0 3 3	2 1	2	1	1	2	0 0	-3
20	Lexi Donarski	G 36:18	2-8	0-4	0-0	0 2 2	2 1	4	3	2	0	0 0	5
25	Deja Kelly	G 40:00	7-15	3-5	10-12	0 5 5	3 11	27	4	3	1	1 0	5
31	Anya Poole	07:02	0-1	0-0	2-2	1 1 2	0 1	2	0	2	0	0 0	3
24	Indya Nivar	21:26	2-8	0-1	1-2	2 3 5	0 1	5	1	1	1	0 1	4
13	Teonni Key	14:14	5-6	0-0	0-0	1 4 5	2 0	10	0	0	1	0 1	2
Team						1 1 2		0		0			
Totals			27-60	3-11	16-19	9 23 32	13 21	73	13	11	7	4 5	5

Technical Fouls: NONE

Shooting By Period		
1st FG%	8-18	44.4%
3PT%	1-3	33.3%
FT%	0-0	0%
2nd FG%	5-14	35.7%
3PT%	0-3	0.0%
FT%	3-4	75%
3rd FG%	9-15	60.0%
3PT%	2-2	100.0%
FT%	4-4	100%
4th FG%	5-13	38.5%
3PT%	0-3	0.0%
FT%	9-11	81.8%
GM FG%	27-60	45.0%
3PT%	3-11	27.3%
FT%	16-19	84.2%

Dead Ball Rebounds: 2, 0

Georgia Tech - 68

Record: 12-6 (3-3)

NO.	Name	Min	FG	3P	FT	Rebounds	Fouls	TP	AS	TO	ST	Blocks	+/-
			M-A	M-A	M-A	OR DR TOT	PF FD					BS BA	
11	Aixa Wone Aranaz	F 14:53	1-3	0-0	0-0	0 1 1	3 0	2	0	1	0	0 0	-5
13	Kayla Blackshear	F 27:17	3-5	0-0	2-4	0 3 3	3 3	8	0	3	1	1 1	-3
5	Tonie Morgan	G 34:28	7-14	0-3	1-2	0 6 6	4 1	15	9	5	2	1 1	6
22	Ines Noguero	G 30:02	2-6	1-4	2-2	0 4 4	3 1	7	3	2	1	0 0	-10
25	Kara Dunn	G 34:16	5-8	1-3	3-4	3 3 6	4 5	14	1	3	0	0 1	5
20	Ariadna Termis	21:18	4-6	3-4	0-0	0 1 1	3 0	11	2	0	1	2 0	-1
23	Rusne Augustinaite	28:35	3-8	2-3	3-3	0 3 3	1 3	11	1	0	0	0 0	-2
21	Sydney Johnson	06:30	0-1	0-0	0-0	0 0 0	0 0	0	0	0	0	0 0	-13
32	D'Asia Thomas-Harris	02:41	0-1	0-0	0-0	0 0 0	0 0	0	0	0	0	1 1	-2
Team						2 4 6		0		1			
Totals			25-52	7-17	11-15	5 25 30	21 13	68	16	15	5	5 4	-5

Technical Fouls: NONE

Shooting By Period		
1st FG%	4-11	36.4%
3PT%	0-2	0.0%
FT%	3-4	75%
2nd FG%	7-15	46.7%
3PT%	3-7	42.9%
FT%	0-0	0%
3rd FG%	7-15	46.7%
3PT%	1-2	50.0%
FT%	3-4	75%
4th FG%	7-11	63.6%
3PT%	3-6	50.0%
FT%	5-7	71.4%
GM FG%	25-52	48.1%
3PT%	7-17	41.2%
FT%	11-15	73.3%

Dead Ball Rebounds: 3, 0

	UNC	GT		Points from	UNC	GT		Period by Period Scoring				
Biggest lead	14 (4 <sup>th</sup> 7:33)	4 (1 <sup>st</sup> 7:07)	Turnovers	14	13			1st	2nd	3rd	4th	TOT
Best Scoring Run	7 (1 <sup>st</sup> 4:34)	10 (2 <sup>nd</sup> 3:35)	Paint	36	24		UNC	17	13	24	19	73
Lead Changes	7		Second Chance	6	5							
Times Tied	4		Fast Breaks	12	6		GT	11	17	18	22	68
Time with Lead	31:39	06:03	Bench	17	22							

19



Official Basketball Box Score - Final  
**Louisville at North Carolina**  
01/21/24 Carmichael Arena, Chapel Hill  
2023-24 Women's Basketball

Game Time: 2:00 PM  
Game Duration: 2:05  
Attendance: 6,073

Officials: Dee Kintner, Rustani Spurlock-Walsh, Rod Crouch

Louisville - 68

Record: 16-3 (5-1)

NO.	Name	Min	FG	3P	FT	Rebounds	Fouls	TP	AS	TO	ST	Blocks	+/-
			M-A	M-A	M-A	OR DR TOT	PF FD					BS BA	
2	Nyla Harris	F 38:04	7-11	0-0	2-6	1 2 3	3 6	16	2	2	3	1 2	-7
44	Olivia Cochran	F 26:34	6-9	0-0	2-6	3 2 5	4 5	14	4	3	0	0 1	-3
1	Sydney Taylor	G 22:35	3-9	1-4	1-3	0 2 2	4 4	8	1	0	1	0 1	-8
12	Kiki Jefferson	G 29:52	3-7	1-3	1-2	0 3 3	3 3	8	5	1	1	0 1	-11
15	Nina Rickards	G 12:12	1-2	0-0	0-0	0 0 0	4 0	2	0	2	0	0 1	-6
30	Jayda Curry	26:56	3-10	2-4	6-6	1 2 3	1 5	14	2	1	0	0 2	-12
11	Elif Istanbuluglu	11:04	1-4	0-1	0-0	0 1 1	1 0	2	0	0	0	1 1	-2
13	Merissah Russell	09:08	0-4	0-2	0-0	1 1 2	1 0	0	1	0	0	0 2	-4
24	Eylia Love	21:44	2-3	0-1	0-0	3 2 5	3 0	4	0	2	0	0 0	2
23	Alexia Mobley	01:51	0-0	0-0	0-0	0 0 0	0 0	0	0	0	0	0 0	-4
Team						0 4 4		0		0			
Totals			26-59	4-15	12-23	9 19 28	24 23	68	15	11	5	2 11	-11

Technical Fouls: NONE

Shooting By Period		
1st FG%	5-16	31.3%
3PT%	2-5	40.0%
FT%	1-2	50%
2nd FG%	10-19	52.6%
3PT%	2-5	40.0%
FT%	1-2	50%
3rd FG%	5-10	50.0%
3PT%	0-2	0.0%
FT%	3-6	50%
4th FG%	6-14	42.9%
3PT%	0-3	0.0%
FT%	7-13	53.8%
GM FG%	26-59	44.1%
3PT%	4-15	26.7%
FT%	12-23	52.2%

Dead Ball Rebounds: 5, 0

North Carolina - 79

Record: 14-5 (6-1)

NO.	Name	Min	FG	3P	FT	Rebounds	Fouls	TP	AS	TO	ST	Blocks	+/-
			M-A	M-A	M-A	OR DR TOT	PF FD					BS BA	
5	Maria Gakdeng	C 17:50	4-6	0-0	0-2	3 4 7	2 3	8	0	3	0	1 1	-4
1	Alyssa Usitby	G 37:48	5-9	0-0	0-0	5 7 12	5 2	10	2	2	2	7 0	2
10	Reniya Kelly	G 28:10	4-9	1-4	0-0	0 3 3	3 1	9	5	3	1	0 0	9
20	Lexi Donarski	G 33:59	5-12	3-7	0-0	0 3 3	2 2	13	0	0	0	0 1	3
25	Deja Kelly	G 40:00	4-12	1-2	14-16	0 2 2	3 13	23	6	4	0	0 0	11
24	Indya Nivar	17:57	4-6	1-1	1-3	2 2 4	5 2	10	1	2	2	0 0	12
31	Anya Poole	13:48	2-2	0-0	0-0	2 6 8	1 0	4	0	1	0	1 0	19
13	Teonni Key	10:28	0-1	0-0	2-2	1 1 2	2 1	2	0	1	0	2 0	3
Team						0 1 1		0		1			
Totals			28-57	6-14	17-23	13 29 42	23 24	79	14	17	5	11 2	11

Technical Fouls: NONE

Shooting By Period		
1st FG%	9-14	64.3%
3PT%	2-3	66.7%
FT%	2-3	66.7%
2nd FG%	6-12	50.0%
3PT%	1-3	33.3%
FT%	1-4	25%
3rd FG%	7-14	50.0%
3PT%	0-2	0.0%
FT%	10-12	83.3%
4th FG%	6-17	35.3%
3PT%	3-6	50.0%
FT%	4-4	100%
GM FG%	28-57	49.1%
3PT%	6-14	42.9%
FT%	17-23	73.9%

Dead Ball Rebounds: 3, 1

	LOU	UNC									
Biggest lead	4 (3 <sup>rd</sup> 8:48)	12 (4 <sup>th</sup> 7:44)	Points from Turnovers	LOU	UNC	15	10	Period by Period Scoring			
Best Scoring Run	7 (2 <sup>nd</sup> 6:06)	11 (3 <sup>rd</sup> 1:30)	Paint	24	28	1st2nd3rd4thTOT					
Lead Changes	7		Second Chance	8	9	LOU	13	23	13	19	68
Times Tied	8		Fast Breaks	6	8	UNC	22	14	24	19	79
Time with Lead	06:37	26:55	Bench	20	16						





## 2023-24 Cumulative Stats



### 2023-24 North Carolina Women's Basketball Combined Team Statistics All games

Page 1/1  
as of Jan 21, 2024

#### Game Records

Record	Overall	Home	Away	Neutral
ALL GAMES	14-5	10-1	2-1	2-3
CONFERENCE	6-1	4-0	2-1	0-0
NON-CONFERENCE	8-4	6-1	0-0	2-3

#### Score by Periods

Team	1st	2nd	3rd	4th	OT	TOT
North Carolina	335	293	389	336	0	1353
Opponents	257	304	287	274	0	1122

#### Team Box Score

No. Player					Total		3-Point		F-Throw		Rebounds											
		GP-GS	MIN	AVG	FG-FGA	FG%	3FG-3FGA	3FG%	FT-FTA	FT%	OFF	DEF	TOT	AVG	PF	DQ	A	TO	BLK	STL	PTS	AVG
25	KELLY, Deja	19-19	640:56	33.7	103-279	.369	19-65	.292	87-130	.669	10	55	65	3.4	44	2	62	44	8	29	312	16.4
1	USTBY, Alyssa	19-19	613:28	32.3	104-213	.488	0-6	.000	31-53	.585	66	114	180	9.5	58	3	66	52	26	35	239	12.6
20	DONARSKI, Lexi	19-18	631:07	33.2	67-186	.360	45-124	.363	16-20	.800	8	50	58	3.1	31	0	22	20	1	14	195	10.3
5	GAKDENG, Maria	19-19	450:16	23.7	78-119	.655	0-0	.000	31-46	.674	48	70	118	6.2	43	1	10	25	26	7	187	9.8
24	NIVAR, Indya	19-3	385:56	20.3	57-131	.435	10-38	.263	16-29	.552	32	60	92	4.8	44	1	27	28	10	27	140	7.4
2	PARIS, Paulina	15-8	303:42	20.2	31-85	.365	16-53	.302	10-12	.833	1	22	23	1.5	17	0	22	15	0	8	88	5.9
11	MCPHERSON, Kayla	7-3	123:51	17.7	9-31	.290	3-14	.214	12-21	.571	2	11	13	1.9	12	0	13	8	0	7	33	4.7
31	POOLE, Anya	16-0	228:03	14.3	21-44	.477	0-0	.000	17-26	.654	23	41	64	4.0	23	0	6	8	10	6	59	3.7
13	KEY, Teonni	9-0	80:29	8.9	11-21	.524	0-1	.000	7-10	.700	8	19	27	3.0	12	0	2	7	7	2	29	3.2
10	KELLY, Reniya	16-6	223:41	14.0	18-60	.300	3-24	.125	8-10	.800	4	25	29	1.8	19	0	21	15	0	11	47	2.9
22	GRAYS, RyLee	4-0	17:59	4.5	2-3	.667	0-0	.000	3-4	.750	4	2	6	1.5	1	0	0	1	1	1	7	1.8
0	ZELAYA, Alexandra	10-0	79:24	7.9	4-18	.222	3-13	.231	4-6	.667	3	9	12	1.2	7	0	2	4	3	3	15	1.5
15	BARKER, Sydney	5-0	21:09	4.2	1-4	.250	0-2	.000	0-0	.000	1	1	2	0.4	3	0	0	1	0	0	2	0.4
Team											33	51	84					8				
Total		19	3800		506-1194	.424	99-340	.291	242-367	.659	243	530	773	40.7	314	7	253	236	92	150	1353	71.2
Opponents		19	3800		400-1094	.366	111-381	.291	211-299	.706	195	487	682	35.9	374	10	221	319	53	103	1122	59.1

#### Team Statistics

	UNC	OPP
<b>Scoring</b>	<b>1353</b>	<b>1122</b>
Points per game	71.2	59.1
Scoring margin	+12.2	-
<b>Field goals-att</b>	<b>506-1194</b>	<b>400-1094</b>
Field goal pct	.424	.366
<b>3 point fg-att</b>	<b>99-340</b>	<b>111-381</b>
3-point FG pct	.291	.291
3-pt FG made per game	5.2	5.8
<b>Free throws-att</b>	<b>242-367</b>	<b>211-299</b>
Free throw pct	.659	.706
F-Throws made per game	12.7	11.1
<b>Rebounds</b>	<b>773</b>	<b>682</b>
Rebounds per game	40.7	35.9
Rebounding margin	+4.8	-
<b>Assists</b>	<b>253</b>	<b>221</b>
Assists per game	13.3	11.6
<b>Turnovers</b>	<b>236</b>	<b>319</b>
Turnovers per game	12.4	16.8
Turnover margin	+4.4	-
Assist/turnover ratio	1.1	0.7
<b>Steals</b>	<b>150</b>	<b>103</b>
Steals per game	7.9	5.4
<b>Blocks</b>	<b>92</b>	<b>53</b>
Blocks per game	4.8	2.8
<b>Winning streak</b>	<b>3</b>	<b>-</b>
Home win streak	6	-
<b>Attendance</b>	<b>37764</b>	<b>9969</b>
Home games-Avg/Game	11-3433	3-3323
Neutral site-Avg/Game	-	5-4022

#### Team Results

Date	Opponent	Score	Att.
11/08/2023	Gardner-Webb	W 102-49	2212
11/12/2023	Davidson	W 74-70	2336
11/15/2023	Hampton	W 62-32	3144
11/18/2023	Elon	W 68-39	2566
11/24/2023	vs Vermont	W 54-51	327
11/25/2023	vs Kansas St.	L 56-63	2207
11/26/2023	vs FGCU	L 64-65	2120
11/30/2023	South Carolina	L 58-65	6319
12/06/2023	UNC Greensboro	W 81-66	2066
12/10/2023	vs UConn	L 64-76	8428
12/15/2023	Western Caro.	W 96-36	2643
12/19/2023	vs Oklahoma	W 61-52	7027
12/31/2023	Clemson	W 82-76	3820
01/04/2024	Syracuse	W 75-51	2006
01/07/2024	at Notre Dame	W 61-57	6418
01/11/2024	at Florida St.	L 62-70	1946
01/14/2024	Virginia	W 81-68	4579
01/18/2024	at Georgia Tech	W 73-68	1605
01/21/2024	Louisville	W 79-68	6073





## 2023-24 ACC Stats



## 2023-24 North Carolina Women's Basketball Combined Team Statistics In Conference games

Page 1/1  
as of Jan 21, 2024

## Game Records

Record	Overall	Home	Away	Neutral
ALL GAMES	6-1	4-0	2-1	0-0
CONFERENCE	6-1	4-0	2-1	0-0
NON-CONFERENCE	0-0	0-0	0-0	0-0

## Score by Periods

Team	1st	2nd	3rd	4th	OT	TOT
North Carolina	128	99	146	140	0	513
Opponents	92	137	107	122	0	458

## Team Box Score

No. Player					Total		3-Point		F-Throw		Rebounds													
		GP-GS	MIN	AVG	FG-FGA	FG%	3FG-3FGA	3FG%	FT-FTA	FT%	OFF	DEF	TOT	AVG	PF	DQ	A	TO	BLK	STL	PTS	AVG		
25	KELLY, Deja	7-7	237:53	34.0	40-108	.370	10-28	.357	38-53	.717	3	23	26	3.7	21	1	31	17	2	5	128	18.3		
1	USTBY, Alyssa	7-7	246:10	35.2	40-78	.513	0-1	.000	12-22	.545	24	51	75	10.7	25	1	26	18	11	11	92	13.1		
20	DONARSKI, Lexi	7-7	249:49	35.7	24-70	.343	18-49	.367	7-8	.875	4	19	23	3.3	12	0	8	6	1	3	73	10.4		
5	GAKDENG, Maria	7-7	158:41	22.7	26-43	.605	0-0	.000	11-19	.579	14	30	44	6.3	15	0	2	8	10	3	63	9.0		
24	NIVAR, Indya	7-0	146:34	20.9	23-46	.500	4-12	.333	6-14	.429	11	21	32	4.6	19	1	15	9	5	11	56	8.0		
2	PARIS, Paulina	5-5	106:22	21.3	8-25	.320	7-20	.350	4-6	.667	0	9	9	1.8	5	0	6	5	0	1	27	5.4		
10	KELLY, Reniya	6-2	97:47	16.3	11-29	.379	2-10	.200	4-4	1.000	2	11	13	2.2	9	0	11	9	0	6	28	4.7		
31	POOLE, Anya	7-0	91:58	13.1	8-20	.400	0-0	.000	8-10	.800	10	20	30	4.3	9	0	2	5	4	2	24	3.4		
13	KEY, Teonni	7-0	59:17	8.5	9-15	.600	0-0	.000	4-6	.667	4	10	14	2.0	10	0	0	5	4	1	22	3.1		
0	ZELAYA, Alexandra	2-0	05:30	2.8	0-2	.000	0-2	.000	0-0	.000	0	1	1	0.5	0	0	0	0	0	0	0	0.0		
Team											10	14	24					3						
Total		7	1400		189-436	.433	41-122	.336	94-142	.662	82	209	291	41.6	125	3	101	85	37	43	513	73.3		
Opponents		7	1400		161-438	.368	45-154	.292	91-132	.689	84	182	266	38.0	144	2	92	92	20	41	458	65.4		

## Team Statistics

	UNC	OPP
<b>Scoring</b>	<b>513</b>	<b>458</b>
Points per game	73.3	65.4
Scoring margin	+7.9	-
<b>Field goals-att</b>	<b>189-436</b>	<b>161-438</b>
Field goal pct	.433	.368
<b>3 point fg-att</b>	<b>41-122</b>	<b>45-154</b>
3-point FG pct	.336	.292
3-pt FG made per game	5.9	6.4
<b>Free throws-att</b>	<b>94-142</b>	<b>91-132</b>
Free throw pct	.662	.689
F-Throws made per game	13.4	13.0
<b>Rebounds</b>	<b>291</b>	<b>266</b>
Rebounds per game	41.6	38.0
Rebounding margin	+3.6	-
<b>Assists</b>	<b>101</b>	<b>92</b>
Assists per game	14.4	13.1
<b>Turnovers</b>	<b>85</b>	<b>92</b>
Turnovers per game	12.1	13.1
Turnover margin	+1.0	-
Assist/turnover ratio	1.2	1.0
<b>Steals</b>	<b>43</b>	<b>41</b>
Steals per game	6.1	5.9
<b>Blocks</b>	<b>37</b>	<b>20</b>
Blocks per game	5.3	2.9
<b>Winning streak</b>	<b>3</b>	<b>-</b>
Home win streak	4	-
<b>Attendance</b>	<b>16478</b>	<b>9969</b>
Home games-Avg/Game	4-4120	3-3323
Neutral site-Avg/Game	-	0-0

## Team Results

Date	Opponent		Score	Att.
12/31/2023	Clemson	W	82-76	3820
01/04/2024	Syracuse	W	75-51	2006
01/07/2024	at Notre Dame	W	61-57	6418
01/11/2024	at Florida St.	L	62-70	1946
01/14/2024	Virginia	W	81-68	4579
01/18/2024	at Georgia Tech	W	73-68	1605
01/21/2024	Louisville	W	79-68	6073





## UNC Game-by-Game

				Total		3-Pointers		Free throws		Rebounds											
Opponent	Date	Score		FG-FGA	PCT	3FG-3FGA	PCT	FT-FTA	PCT	OFF	DEF	TOT	AVG	PF	A	TO	BLK	STL	PTS	AVG	
Gardner-Webb	11/08/2023	102-49	W	37-87	.425	10-37	.270	18-25	.720	27	25	52	52.0	15	22	10	5	15	102	102.0	
Davidson	11/12/2023	74-70	W	26-53	.491	5-11	.455	17-26	.654	10	24	34	43.0	14	13	11	6	5	74	88.0	
Hampton	11/15/2023	62-32	W	18-55	.327	7-22	.318	19-26	.731	13	20	33	39.7	15	14	9	3	11	62	79.3	
Elon	11/18/2023	68-39	W	27-67	.403	6-23	.261	8-11	.727	12	28	40	39.8	16	14	11	5	11	68	76.5	
vs Vermont	11/24/2023	54-51	W	20-61	.328	2-16	.125	12-26	.462	13	33	46	41.0	14	3	9	4	7	54	72.0	
vs Kansas St.	11/25/2023	56-63	L	23-62	.371	2-20	.100	8-13	.615	6	19	25	38.3	22	4	11	1	13	56	69.3	
vs FGCU	11/26/2023	64-65	L	21-41	.512	2-5	.400	20-29	.690	7	20	27	36.7	16	8	15	4	7	64	68.6	
South Carolina	11/30/2023	58-65	L	21-67	.313	4-21	.190	12-17	.706	15	30	45	37.8	25	12	14	7	5	58	67.3	
UNC Greensboro	12/06/2023	81-66	W	33-64	.516	8-18	.444	7-9	.778	10	28	38	37.8	8	20	13	5	6	81	68.8	
vs UConn	12/10/2023	64-76	L	28-68	.412	3-10	.300	5-10	.500	19	24	43	38.3	15	14	19	3	8	64	68.3	
Western Caro.	12/15/2023	96-36	W	40-77	.519	6-20	.300	10-15	.667	19	31	50	39.4	4	24	6	7	16	96	70.8	
vs Oklahoma	12/19/2023	61-52	W	23-56	.411	3-15	.200	12-18	.667	10	39	49	40.2	25	4	23	5	3	61	70.0	
Clemson	12/31/2023	82-76	W	27-63	.429	11-33	.333	17-24	.708	13	24	37	39.9	18	16	11	4	5	82	70.9	
Syracuse	01/04/2024	75-51	W	29-58	.500	7-17	.412	10-18	.556	12	29	41	40.0	17	19	14	3	5	75	71.2	
at Notre Dame	01/07/2024	61-57	W	24-62	.387	4-15	.267	9-19	.474	13	34	47	40.5	15	9	12	5	12	61	70.5	
at Florida St.	01/11/2024	62-70	L	26-74	.351	3-15	.200	7-13	.538	14	34	48	40.9	19	10	11	4	3	62	70.0	
Virginia	01/14/2024	81-68	W	28-62	.452	7-17	.412	18-26	.692	8	36	44	41.1	20	20	9	6	6	81	70.6	
at Georgia Tech	01/18/2024	73-68	W	27-60	.450	3-11	.273	16-19	.842	9	23	32	40.6	13	13	11	4	7	73	70.8	
Louisville	01/21/2024	79-68	W	28-57	.491	6-14	.429	17-23	.739	13	29	42	40.7	23	14	17	11	5	79	71.2	
Total		1353		506-1194	.424	99-340	.291	242-367	.659	243	530	773	40.7	314	253	236	92	150	1353	71.2	
Opponents		1122		400-1094	.366	111-381	.291	211-299	.706	195	487	682	35.9	374	221	319	53	103	1122	59.1	

### North Carolina Averages

Games Played	Points/game	FG Pct	3FG Pct	FT Pct	Rebounds/game	Assists/game	Turnovers/game	Assist/Turnover ratio	Steals/game	Blocks/game
19	71.2	42.4	29.1	65.9	40.7	13.3	12.4	1.1	7.9	4.8

## Opponents Game-by-Game

				Total		3-Pointers		Free throws		Rebounds											
Opponent	Date	Score		FG-FGA	PCT	3FG-3FGA	PCT	FT-FTA	PCT	OFF	DEF	TOT	AVG	PF	A	TO	BLK	STL	PTS	AVG	
Gardner-Webb	11/08/2023	102-49	W	15-50	.300	5-22	.227	14-14	1.000	9	24	33	33.0	22	6	33	2	2	49	49.0	
Davidson	11/12/2023	74-70	W	24-61	.393	10-28	.357	12-15	.800	14	20	34	33.5	22	16	12	4	5	70	59.5	
Hampton	11/15/2023	62-32	W	13-40	.325	2-10	.200	4-9	.444	10	24	34	33.7	23	8	29	2	2	32	50.3	
Elon	11/18/2023	68-39	W	14-46	.304	1-14	.071	10-17	.588	6	29	35	34.0	14	7	21	2	7	39	47.5	
vs Vermont	11/24/2023	54-51	W	19-57	.333	6-24	.250	7-9	.778	5	34	39	35.0	26	12	13	0	4	51	48.2	
vs Kansas St.	11/25/2023	56-63	L	20-46	.435	5-17	.294	18-24	.750	11	35	46	36.8	17	12	21	4	2	63	50.7	
vs FGCU	11/26/2023	64-65	L	22-47	.468	11-27	.407	10-13	.769	5	16	21	34.6	25	11	17	0	7	65	52.7	
South Carolina	11/30/2023	58-65	L	22-56	.393	6-11	.545	15-22	.682	6	33	39	35.1	20	8	13	7	6	65	54.3	
UNC Greensboro	12/06/2023	81-66	W	25-65	.385	8-15	.533	8-9	.889	12	22	34	35.0	12	14	12	3	8	66	55.6	
vs UConn	12/10/2023	64-76	L	30-65	.462	8-17	.471	8-13	.615	11	22	33	34.8	14	20	17	6	10	76	57.6	
Western Caro.	12/15/2023	96-36	W	16-51	.314	3-16	.188	1-1	1.000	4	20	24	33.8	11	8	24	3	1	36	55.6	
vs Oklahoma	12/19/2023	61-52	W	19-72	.264	1-26	.038	13-21	.619	18	26	44	34.7	24	7	15	0	8	52	55.3	
Clemson	12/31/2023	82-76	W	26-59	.441	5-18	.278	19-27	.704	14	24	38	34.9	23	11	14	1	5	76	56.9	
Syracuse	01/04/2024	75-51	W	21-71	.296	6-30	.200	3-7	.429	22	21	43	35.5	20	9	15	4	7	51	56.5	
at Notre Dame	01/07/2024	61-57	W	19-61	.311	5-18	.278	14-21	.667	13	28	41	35.9	15	10	14	2	7	57	56.5	
at Florida St.	01/11/2024	62-70	L	22-71	.310	10-37	.270	16-18	.889	11	36	47	36.6	16	15	11	6	7	70	57.4	
Virginia	01/14/2024	81-68	W	22-65	.338	8-19	.421	16-21	.762	10	29	39	36.7	25	16	12	0	5	68	58.0	
at Georgia Tech	01/18/2024	73-68	W	25-52	.481	7-17	.412	11-15	.733	5	25	30	36.3	21	16	15	5	5	68	58.6	
Louisville	01/21/2024	79-68	W	26-59	.441	4-15	.267	12-23	.522	9	19	28	35.9	24	15	11	2	5	68	59.1	
Total		1122		400-1094	.366	111-381	.291	211-299	.706	195	487	682	35.9	374	221	319	53	103	1122	59.1	
North Carolina		1353		506-1194	.424	99-340	.291	242-367	.659	243	530	773	40.7	314	253	236	92	150	1353	71.2	

### Opponents Averages

Games Played	Points/game	FG Pct	3FG Pct	FT Pct	Rebounds/game	Assists/game	Turnovers/game	Assist/Turnover ratio	Steals/game	Blocks/game
19	59.1	36.6	29.1	70.6	35.9	11.6	16.8	0.7	5.4	2.8