



LOUISVILLE

2023-24 MEN'S BASKETBALL GAME NOTES

PRIMARY MEDIA CONTACT: Zach Greenwell, Associate Athletic Director • zachg@gocards.com • (270) 668-4716

SECONDARY MEDIA CONTACT: Dana Brown, Assistant Director • dana@gocards.com • (317) 752-6161

LOUISVILLE (5-9, 0-3 ACC) AT MIAMI (11-3, 2-1 ACC)

Wednesday, Jan. 10 | 7 p.m. (ET) | Coral Gables, Fla.
Watsco Center (7,972)

LISTEN [Cardinal Sports Network](#)

• Paul Rogers (pxp), Bob Valvano (analysis)

WATCH [ACC Network](#)

• Anish Shroff (pxp), Seth Greenberg (analysis)

LIVE STATS [Miami Stats](#)

OCTOBER

18	Simmons College (EXH)	ACCNX	W, 91-50
30	Ky. Wesleyan (EXH)	ACCNX	L, 71-68

NOVEMBER (4-3)

6	UMBC	ACCNX	W, 94-93
10	Chattanooga	ACCNX	L, 81-71
15	Coppin State	ACCNX	W, 61-41
19	vs. #19/17 Texas (1)	ESPN	L, 81-80
20	vs. Indiana (1)	ESPNU	L, 74-66
26	New Mexico State	ACCNX	W, 90-84 OT
29	Bellarmine	ACCNX	W, 73-68

DECEMBER (1-4)

3	at Virginia Tech*	ACCN	L, 75-68
9	at DePaul	FS1	L, 75-68
13	Arkansas State	ACCN	L, 75-63
17	Pepperdine	ACCN	W, 85-63
21	#9 Kentucky	ESPN	L, 95-76

JANUARY (0-2)

3	at Virginia*	ESPN2	L, 77-53
6	Pitt*	The CW	L, 83-70
10	at Miami*	ACCN	7 p.m.
13	NC State*	The CW	12 p.m.
17	at North Carolina*	ACCN	9 p.m.
20	at Wake Forest*	ESPN/2/U	TBA
23	Duke*	ACCN	7 p.m.
27	Virginia*	The CW	12 p.m.
30	at Clemson*	ACCN	9 p.m.

FEBRUARY

3	Florida State*	ACCN	8 p.m.
7	at Syracuse*	ACCN	7 p.m.
10	Georgia Tech*	ACCN	6:30 p.m.
13	at Boston College*	ACCN	9 p.m.
17	at Pitt*	ACCN	6:30 p.m.
21	Notre Dame*	ESPN/2/U	7 p.m.
28	at Duke*	ACCN	7 p.m.

MARCH

2	Syracuse*	ACCN	8 p.m.
5	Virginia Tech*	ESPN/2/U	7 p.m.
9	Boston College*	The CW	5:30 p.m.
12-16	ACC Tournament (2)		

(*) ACC Game

(1) Empire Classic (New York)

(2) ACC Tournament (Washington, D.C.)

KEY PAGES

Page 2 | Media Resources

Page 3 | Roster/Staff

Page 4 | Last Series Meeting

Page 5 | ACC Information

Pgs. 11-12 | Last Time it Happened

Pgs. 13-14 | Kenny Payne

Pgs. 15-28 | Player Bios

Page 42 | 2023-24 Season Stats

Page 43 | Radio/TV Roster

BEFORE THE TIP

Louisville men's basketball heads to the road again for a visit to Miami at 7 p.m. ET Wednesday in Coral Gables, Fla. The game will air on ACC Network.

The Cardinals have dropped three games in a row following Saturday's 83-70 home loss to Pitt. Miami had a four-game winning streak snapped Saturday with an 86-82 overtime road loss to Wake Forest. The Hurricanes are 9-0 at home this season.

Louisville is 13-8 all-time against Miami, including a 6-6 mark on the road. The Hurricanes have won four straight in the series, and the Cardinals haven't won at Miami since 2019.

CARDINAL NOTES

- Louisville's next five games are against the current top five teams in the ACC standings (combined 13-2 in league play).
- UofL announced Saturday that senior forward **JJ Traynor** re-injured his left shoulder on Friday and will miss the remainder of the season. He is expected to undergo surgery to repair the shoulder.
- Louisville sophomore forward **Danilo Jovanovich**, who has started the last two games, transferred to UofL from Miami. He played in one game as a true freshman last year as the Hurricanes advanced to the NCAA Final Four. Jovanovich has played 36 total minutes in the last two games after playing 41 total minutes over UofL's first 12 games.
- UofL's **Kenny Payne** and Miami's Jim Larrañaga are two of 29 Division I head coaches in the country who were NBA Draft picks. Payne was selected 19th by the 76ers in 1989, while Larrañaga was the Pistons' sixth-round pick in 1971.
- Over the last five games, junior forward **Brandon Huntley-Hatfield** is averaging 13.6 points and 8.4 rebounds while shooting 63% from the field (22 of 35) and 77% from the free-throw line (24-31). He was the first Cardinal to register three straight double-doubles since Dwayne Sutton did it from Jan. 9-16 in 2019.
- Freshman guard/forward **Curtis Williams** is averaging 11.5 points over the last four games while making 10 of 23 3-pointers (43.5%). After not reaching double figures in the first 10 games of his career, Williams has scored at least 11 points in three of the last four outings.

PROJECTED STARTERS




Skyy Clark



Ty-Laur Johnson



Mike James



D. Jovanovich



B. Huntley-Hatfield

Lineup projection based on previous games

INSIDE THE MATCHUP



LOUISVILLE CARDINALS

2023-24 Record	5-9 (0-3 ACC)
Ranking	NR
2023-24 NCAA NET	263
Last Game	L, 83-70 vs. Pitt
Head Coach	Kenny Payne
Career Record	9-37 (Second season)
Record at School	Same
Leading Scorer	Skyy Clark (14.9 ppg)
Leading Rebounder	Brandon Huntley-Hatfield (8.6 rpg)
Leading Assists	Ty-Laur Johnson (3.5 apg)



MIAMI HURRICANES

2023-24 Record	11-3 (2-1 ACC)
Ranking	NR
2023-24 NCAA NET	40
Last Game	L, 86-82 (OT) at Wake Forest
Head Coach	Jim Larrañaga
Career Record	736-486 (40th season)
Record at School	246-152 (13th season)
Leading Scorer	Norchad Omier (18.1 ppg)
Leading Rebounder	Norchad Omier (9.8 rpg)
Leading Assists	Nijel Pack (4.1 apg)

MEDIA CONTACT: This information has been prepared to aid you in covering the Cardinals this season. Additional information is available through Associate Athletic Director Zach Greenwell, UofL's primary men's basketball contact (502-852-0112; cell: 270-668-4716), or Assistant Director Dana Brown, UofL's secondary men's basketball contact (cell: 317-752-6161).

MEDIA CREDENTIALS: To obtain credentials for a UofL home contest, please make the request via email to Zach Greenwell at zachg@gocards.com. Credentials are held at Media Will Call, located inside the Suite Entrance on the Second Street side of the KFC Yum! Center (front right side of the arena). Credentials will not be mailed. Passes are limited to WORKING MEDIA ONLY. We do not have complimentary game tickets, but we will assist in purchasing tickets when they are available. The media room is located on the event level, the first door to the right after entering the Suite Entrance/Media Entrance. Media seating is either at courtside or at tables in designated corner areas of the arena in Section 120.

INTERNET ACCESS: Wireless internet access is available throughout the KFC Yum! Center. A password is required for special media access. Wired connections are also available in the media room.

TELEPHONES: Media desiring personal phone service should have a phone installed through the KFC Yum! Center by calling (502) 690-9000 in advance. Please list Zach Greenwell as the contact for placement.

PHOTO: Photographers are limited to working within designated boxes on the baseline at each end of the court. An upper photo area position may be provided if requested in advance. Photo work space, equipped with wired internet access, is available within the media work room (two digital photo rooms). Specific protocols will be provided to those who receive limited credentials.

PARKING: Limited media parking is available in garages within one block of the KFC Yum! Center. Some require a pass to have in hand in advance, others are operated from a list supplied by UofL. Requests should be made well in advance to Zach Greenwell.

NOTES/STATS: Game notes and statistics will be available online at www.GoCards.com/mbbmedia. Live statistics will be available during the event online on GoCards.com, the CardsMobile app and Louisville.statbroadcast.com. A pdf of the final statistics will be posted postgame on GoCards.com. Broadcast personnel will have access to a computer monitor displaying live game statistics throughout the game.

MEDIA ROOM: The KFC Yum! Center media room will open two hours prior to tipoff and will close two hours after conclusion of the game. Only those who make special arrangements with Zach Greenwell (zachg@gocards.com) in advance will be permitted in the media areas any earlier. If you anticipate needing additional time postgame, you may wish to work from home or another location.

FOOD/REFRESHMENTS: A pregame buffet meal and fountain drinks are planned on game day through our partnership with our concessionaire Centerplate.

POSTGAME: Louisville head coach Kenny Payne and select Cardinal players will be available to the media postgame as soon as possible following the NCAA-mandated cooling off period. Please coordinate with the visiting SID to confirm their planned postgame protocol. If agreed to by the visiting coach, that coach will come to the interview room at a time which best fits their postgame schedule.

INTERVIEWS: Coach Kenny Payne (or an assistant coach) and selected players are generally available by news conference prior to each game, schedule permitting. That availability may take place in person, online or in a hybrid format. To request a specific interview with Coach Payne or a player, please call or email Zach Greenwell (270-668-4716; email: zachg@gocards.com).

INTERNET SERVICES: UofL is partnered with Sidearm Sports to host its official athletic site. Located at GoCards.com, the web site contains updated game notes, cumulative statistics, box scores from previous games, weekly video interviews with Coach Kenny Payne and selected players, and many other resources. Information is also available with UofL's CardsMobile app, available for both iPhone and Android users. The media guide is also available online in both a pdf and interactive format. The Atlantic Coast Conference site is located at www.theacc.com.

FOLLOW THE CARDINALS



Mike James	mikejameszero	mikejames0
Curtis Williams	Curtis5Williams	curtis23_
Ty-Laur Johnson	tylaurjohnson2	showtime.ty
Brandon Huntley-Hatfield	realgupaveli	gupaveli
Kaleb Glenn	ka1ebglenn	ka1ebglenn
Dennis Evans		dje2tall
JJ Traynor	jjtraynor20	jjtraynor_
Danilo Jovanovich	daniloj03	danilojovanovich
Hercy Miller	hercymiller15	hercymiller
Tre White	TreWhite19	thetrewite_
Zan Payne	young_payne2321	alexander.payne23
Aidan McCool		aidan mccoool12
Emmanuel Okorafor	nigerianfreak34	nigerian.freak34
Sky Clark	skyyclark	skyy
Kenny Payne	coachkennypayne	
Danny Manning	CoachDManning	coachdmanning
Nolan Smith	NdotSmitty	ndotsmitty
Josh Jamieson	coachjjamieson	coachjamieson

FOLLOW LOUISVILLE BASKETBALL



LouisvilleMBB




/GoCards

GoCards.com

2023-24 DIGITAL MEDIA CENTER

Scan the QR Code or visit link below to access guide at GoCards.com



<https://GoCards.com/MBBMedia>

TEAM ROSTER

NO	NAME	POS	HT	WT	YR	EXP	HOMETOWN (PREVIOUS SCHOOL)
0	Mike James	G/F	6-5	200	R-So.	1L	Orlando, Fla. (Oak Ridge HS)
1	Curtis Williams	G/F	6-5	205	Fr.	HS	Detroit, Mich. (Brother Rice HS)
4	Ty-Laur Johnson	G	6-0	160	Fr.	HS	Brooklyn, N.Y. (Our Saviour Lutheran School)
5	Brandon Huntley-Hatfield	F	6-10	240	Jr.	1L	Clarksville, Tenn. (Tennessee)
10	Kaleb Glenn	F	6-6	205	Fr.	HS	Louisville, Ky. (La Lumiere School)
11	Dennis Evans	C	7-1	215	Fr.	HS	Riverside, Calif. (Hillcrest HS)
12	JJ Traynor	F	6-8	190	Sr.	3L	Bardstown, Ky. (Bardstown HS)
13	Danilo Jovanovich	F	6-8	220	So.	TR	Milwaukee, Wis. (Miami)
15	Hercy Miller	G	6-3	175	Jr.	1L	Los Angeles, Calif. (Tennessee State)
22	Tre White	G	6-7	205	So.	TR	Dallas, Texas (USC)
23	Zan Payne	G/F	6-5	230	6th	1L	Lexington, Ky. (Kentucky)
33	Aidan McCool	G	6-3	170	Sr.	1L	Charleston, S.C. (Maryland)
34	Emmanuel Okorafor	F/C	6-9	220	So.	1L	Abia, Nigeria (NBA Academy Africa)
55	Skyy Clark	G	6-3	205	So.	TR	Los Angeles, Calif. (Illinois)

PRONUNCIATION GUIDE

PLAYER NAME	PRONUNCIATION
Ty-Laur Johnson	TY-lawr
Danilo Jovanovich	DON-uh-low yo-VAHN-oh-vitch
Hercy Miller	HER-see
Emmanuel Okorafor	oh-CORE-uh-FOR

COVID ELIGIBILITY

Players are listed as though eligibility progressed normally through 2022-23. Extra seasons of eligibility granted due to the COVID-19 pandemic will be noted when that extra season is utilized following a player's regular senior season. More information about eligibility is available on each player's bio page

COACHING AND SUPPORT STAFF

POSITION	NAME	ALMA MATER (YEAR)	YEAR IN ROLE
Head Coach	Kenny Payne	Louisville (2003)	Second season
Associate Head Coach	Danny Manning	Kansas (1991)	Second season
Assistant Coach	Nolan Smith	Duke (2011)	Second season
Assistant Coach	Josh Jamieson	Southern Oregon (2000)	Second season
Dir. of Analytics/Video Technology	Gabe Snider	Illinois-Chicago (2016)	Second season
Director of Player Dev./Alumni Relations	Milt Wagner	Memphis (2004)	Second season
Strength and Conditioning Coach	Dr. Adam Petway	U.S. Sports Academy (2013)	Second season
Head Athletic Trainer	DeVante Frazier	Valdosta State (2015)	Third season
Executive Dir. of Academic Services	Kamari Wooten	Kentucky State (2007)	Seventh season
Director of Basketball Operations	Stephanie Davis	Louisville (2015)	Second season
Director of Basketball Administration	Justin Perez	American (2019)	Second season
Video Coordinator	Reece Gaines	Louisville (2003)	Second season
Graduate Manager	Steffon Mitchell	Boston College (2021)	First season
Graduate Manager	Seth Tatum	Louisville (2021)	Third season

EAR IT PRONUNCIATIONS

Trouble with pronunciations? Check out the Ear It pronunciations for the Cardinals from the men's basketball roster on GoCards.com. The links next to player names on the roster are supplied by TheNameEngine.com, an interactive audio service that provides proper audio pronunciations.



Head Coach
Kenny Payne



Associate Head Coach
Danny Manning



Assistant Coach
Nolan Smith



Assistant Coach
Josh Jamieson



Dir. of Analytics/Video Tech.
Gabe Snider



Dir. of Player Dev./Alumni
Milt Wagner



Strength Coach
Dr. Adam Petway



Athletic Trainer
DeVante Frazier



Executive Director/Academics
Kamari Wooten



Dir. of Basketball Ops
Stephanie Davis



Dir. of Basketball Admin
Justin Perez



Video Coordinator
Reece Gaines



Graduate Manager
Steffon Mitchell



Graduate Manager
Seth Tatum

LAST TIME OUT



January 6, 2024

Pitt
at Louisville



70

KFC Yum! Center
Louisville, Ky.

83

Pitt took advantage of turnovers and made a living at the free-throw line and behind the arc Saturday, as Louisville men's basketball fell 83-70 at the KFC Yum! Center.

The Cardinals outshot the Panthers from the field (51%) and the 3-point line (48%), but Pitt scored 28 points off UofL's 18 turnovers, knocked down 12 3s and went 19-for-21 from the stripe.

Pitt scored the first six points of the game and pushed its lead to 12 at 28-16 with 8:00 left in the first half. The Cardinals responded with a 13-4 run to get back within three and trailed 40-34 at the break.

Pitt scored the first five points of the second half and got its lead to 14 before UofL redshirt sophomore guard/forward Mike caught fire.

James knocked down three straight 3-pointers to make it a 57-50 game with 11:40 to play, but the Panthers answered with a 10-0 run to put the game out of reach.

James scored a game-high 23 points, including a 5-for-7 clip from deep. Sophomore guard Sky Clark and freshman wing Curtis Williams each had 11 points, and freshman forward Kaleb Glenn finished with 10 points and seven rebounds.

Blake Hinson led Pitt with 21 points.

	Official Basketball Box Score - Final Pittsburgh at Louisville 01/06/24 KFC Yum! Center, Louisville 2023-24 Men's Basketball										Game Time: 12:06 PM Game Duration: 1:58 Attendance: 10,883	
	Officials: Bill Covington Jr., Mark Schurz, Nathan Farrell											

Pittsburgh - 83													Record: 10-5 (1-3)			Shooting By Period					
NO.	Name	Min	FG	3P	FT	Rebounds	Fouls	TP	AS	TO	ST	Blocks	BS	BA	+/-	1st	2nd	3rd	4th	TOT	
			M/A	M/A	M/A	OR	DR	PF	FD			BS	BA	+/-	FG%	3PT%	FT%	FT%	FT%	FT%	
2	Blake Hinson	F	34:14	5-14	3-9	8-8	2	1	3	4	21	0	3	1	0	1	10				
25	Guillermo Diaz Graham	F	26:29	2-6	0-3	1-2	4	2	6	5	2	1	1	0	0	4					
55	Zack Austin	F	37:39	7-13	4-9	2-2	1	2	3	1	20	3	0	4	1	0	10				
7	Carlton Carrington	G	39:59	6-10	2-5	2-2	0	6	6	2	16	5	1	1	1	0	13				
15	Jaland Lowe	G	27:20	3-6	2-3	1-2	2	4	6	4	1	9	3	1	1	0	18				
33	Federiko Federiko	G	13:31	2-2	0-0	0-0	1	2	3	3	0	4	1	2	1	0	9				
31	Jorge Diaz Graham	F	14:09	1-4	1-4	5-5	0	0	0	0	3	8	1	2	0	0	-3				
24	William Jeffress	G	06:39	0-2	0-1	0-0	0	0	0	0	3	1	0	0	0	1	4				
Team							1	0	1	0	0	0	0	0	0	0					
Totals			26:57	12:34	19:21	11	17	28	18	17	83	15	11	9	2	3	13				

Louisville - 70													Record: 5-9 (0-3)			Shooting By Period					
NO.	Name	Min	FG	3P	FT	Rebounds	Fouls	TP	AS	TO	ST	Blocks	BS	BA	+/-	1st	2nd	3rd	4th	TOT	
			M/A	M/A	M/A	OR	DR	PF	FD			BS	BA	+/-	FG%	3PT%	FT%	FT%	FT%	FT%	
0	Mike James	F	37:01	8-12	5-7	2-2	1	3	4	2	5	23	2	2	2	1	0	-11			
13	Daniilo Jovanovich	F	29:37	1-3	0-1	1-2	1	2	3	2	3	1	2	0	0	0	-18				
4	Ty-Laur Johnson	G	32:13	2-7	1-4	2-2	0	5	5	3	7	6	5	1	0	0	-6				
55	Sky Clark	G	33:56	3-8	1-3	4-4	0	6	6	3	11	2	2	0	1	1	-16				
10	Kaleb Glenn	G	23:18	5-7	0-0	0-0	3	4	7	2	10	0	3	1	1	0	5				
1	Curtis Williams	F	24:01	4-8	2-5	1-2	0	1	1	2	2	11	2	2	0	1	0	-9			
23	Alexander Payne	G	05:47	0-0	0-0	0-0	1	0	1	2	0	0	1	0	0	0	-8				
15	Hercy Miller	G	02:15	1-1	1-1	0-0	0	0	0	0	3	1	0	0	0	0	1				
33	Aidan McCool	G	00:54	0-0	0-0	0-0	0	0	0	0	0	0	0	0	0	1					
Team							0	0	0	0	0	0	0	0	0	1					
Totals			24:47	10:21	12:14	6	21	27	17	18	70	15	18	4	3	2	-13				

	PIT		LOU		Points from Turnovers	PIT	LOU
	1st	2nd	1st	2nd			
Biggest lead	19 (2 nd 5:22)	0 (1 st 20:00)	28	12			
Best Scoring Run	10 (2 nd 9:19)	6 (2 nd 12:23)	22	26			
Lead Changes	0	11	7	7			
Times Tied	0	1	7	7			
Time with Lead	39:15	00:00	12	24			

HISTORY VS. MIAMI (UOFL LEADS 13-8)

LAST MEETING

MIAMI 93, LOUISVILLE 85

FEB. 11, 2023

MIAMI, FLA.

Louisville men's basketball went blow-for-blow with No. 19/20 Miami, but couldn't get over the hump in the second half of a 93-85 road loss.

The Cardinals led late in the first half and trimmed Miami's lead to four with 4:47 to play before the Hurricanes pulled away.

Miami outscored Louisville 20-4 on points off turnovers and 19-11 on second-chance points.

Louisville got a career-high 33 points from senior guard El Ellis, the most by a Cardinal since Jordan Nwora had 37 at Boston College on Jan. 29, 2020. Ellis made 12 of 20 shots from the field and all six of his free throws, while also handing out five assists.

Miami had three players score more than 20 points, and the Hurricanes went 23 of 27 from the free-throw line to maintain a comfortable margin. They racked up 20 assists on 31 made baskets.

Nijel Pack paced Miami with 22 points, while Isaiah Wong and Norchad Omier each had 21.

UOFL SERIES RECORD BEFORE THIS SEASON

Miami (Fla.)

(Won 13, Lost 8;

home 6-2, away 6-6, neutral 1-0)

Date	UL	UM
Jan. 5, 1951 (A)	73	60
Dec. 29, 1952 (A)	84	74
Jan. 31, 1957 (A)	89	60
Jan. 30, 1961 (A)	69	71
Dec. 6, 1961 (H)	77	59
Feb. 9, 1963 (A)	84	94
Dec. 28, 1965 (A)* (OT)	85	84
Dec. 31, 2005 (A)@	58	43
Dec. 23, 2006 (H)	82	59
Feb. 3, 2015 (H)	63	55
Feb. 21, 2015 (H)	55	53
Feb. 27, 2016 (A)	65	73
Feb. 11, 2017 (H)	71	66
Jan. 24, 2018 (A) (OT)	75	78
Jan. 6, 2019 (H)	90	73
Nov. 5, 2019 (A)	87	74
Jan. 7, 2020 (H)	74	58
Jan. 16, 2021 (A)	72	78
Feb. 16, 2022 (H)	63	70
Dec. 4, 2022 (H)	53	80
Feb. 11, 2023 (A)	85	93

*Hurricane Classic (Miami Beach, FL)

@Metro PSC Orange Bowl Classic, Miami, FL)

	Official Basketball Box Score - Final Louisville at Miami (Fl.) 02/11/23 Watson Center, Coral Gables 2022-23 Men's Basketball										Game Time: 7:00 PM Game Duration: 2:00 Attendance: 8,540	
	Officials: Ron Groover, Raymie Styrns, Mark Schurz											

Louisville - 85													Record: 3-22 (1-13)			Shooting By Period					
NO.	Name	Min	FG	3P	FT	Rebounds	Fouls	TP	AS	TO	ST	Blocks	BS	BA	+/-	1st	2nd	3rd	4th	TOT	
			M/A	M/A	M/A	OR	DR	PF	FD			BS	BA	+/-	FG%	3PT%	FT%	FT%	FT%	FT%	
1	Mike James	F	22:44	3-6	0-2	3-4	1	0	1	2	4	9	1	2	0	0	16				
12	JJ Traynor	F	28:33	3-7	0-3	0-0	2	1	3	2	1	6	3	0	0	0	-16				
21	Sydney Curry	F	10:56	1-2	0-0	0-1	1	0	1	2	1	2	0	0	0	0	-13				
24	Jae'Lyn Withers	F	37:34	7-10	4-6	0-0	0	5	5	3	1	18	1	2	1	1	-9				
3	El Ellis	G	36:36	12-20	3-8	6-6	1	1	2	1	7	33	5	2	0	0	-7				
22	Kamari Lands	G	23:12	5-7	3-4	0-0	0	2	2	3	0	13	1	4	1	0	12				
34	Emmanuel Okorfor	F	18:53	2-3	0-0	0-0	3	3	3	0	4	0	1	0	0	0	-6				
15	Hercy Miller	G	07:25	0-0	0-0	0-0	0	1	1	1	0	0	1	0	0	0	0				
4	Emmanuel Okorfor	F	09:46	0-2	0-0	0-0	0	1	1	5	0	0	0	0	0	0	0				
23	Alexander Payne	G	04:21	0-0	0-0	0-0	1	0	1	0	0	0	0	0	0	0	0				
Team							1	3	4	0	0	0	0	0	0	0					
Totals			33:57	10:23	9:11	7	17	24	23	14	85	12	12	3	1	2	-8				

Miami (Fl.) - 83													Record: 20-5 (11-4)			Shooting By Period					
NO.	Name	Min	FG	3P	FT	Rebounds	Fouls	TP	AS	TO	ST	Blocks	BS	BA	+/-	1st	2nd	3rd	4th	TOT	
			M/A	M/A	M/A	OR	DR	PF	FD			BS	BA	+/-	FG%	3PT%	FT%	FT%	FT%	FT%	
15	Norchad Omier	F	32:13	6-7	0-0	9-10	3	4	7	2	6	21	1	1	0	2	0	16			
2	Isaiah Wong	G	34:59	8-12	2-3	3-3	4	0	4	3	4	21	4	1	0	1	16				
11	Jordan Miller	G	33:37	4-11	0-2	2-2	2	4	6	0	3	10	6	1	2	0	0	13			
24	Nijel Pack	G	30:02	8-14	4-9	2-2	1	2	3	2	22	2	1	1	0	0	4				
55	Wooga Poplar	G	23:23	2-7	1-3	2-2	1	4	5	3	2	7	4	1	0	0	7				
0	AJ Casey	G	02:02	1-1	0-0	0-0	0	0	0	0	2	0	0	0	0	0	-2				
4	Bensley Joseph	F	15:10	1-2	1-2	0-0	0	0	0	0	2	3	1	0	1	0	0	0			
1	Anthony Walker	G	09:08	0-0	0-0	0-0	0	0	0	0	0	0	1	1	0	0	0	0			
5	Hartond Beverly	F	16:26	1-3	0-1	5-8	0	3	3	0	4	7	1	0	0	0	0	0			
12	Favour Aire	G	03:00	0-1</																	

CARDS IN 2023-24 ACC STATISTICS (thru 1/6)

CATEGORY	TEAM	PLAYERS (TOP IN ACC)
Scoring Offense	t-12th (72.7)	Clark (t-18th, 14.9)
Scoring Defense	15th (76.1)	--
Scoring Margin	15th (-3.4)	--
Free Throw %	8th (.739)	James (12th, .820)
Field Goal %	14th (.423)	N/A
FG% Defense	15th (.458)	--
3-Point FG%	13th (.299)	N/A
3-Point FG Made	15th (5.6)	N/A
3-Pt. FG% Def.	8th (.317)	--
Reb. Offense	7th (36.7)	Huntley-Hatfield (5th, 8.6)
Reb. Defense	t-10th (34.8)	--
Reb. Margin	9th (1.9)	--
Offensive Rebs.	3rd (11.9)	Huntley-Hatfield (5th, 2.8)
Defensive Rebs.	14th (24.9)	Huntley-Hatfield (5th, 5.8)
Blocked Shots	12th (3.1)	N/A
Assists	14th (11.2)	Johnson (t-14th, 3.5)
Steals	13th (5.4)	N/A
TO Margin	12th (-1.0)	--
A/TO Ratio	14th (0.9)	N/A
Minutes Played	--	Clark (4th, 34.2)

2023-24 PRESEASON ACC MEDIA POLL

- Duke (44), 757
- Miami (5), 693
- North Carolina (1), 670
- Virginia (1), 593
- Clemson, 570
- Wake Forest, 440
- NC State, 420
- Virginia Tech, 390
- Pitt, 380
- Syracuse, 321
- Florida State, 294
- Boston College, 227
- Georgia Tech, 157
- 14. Louisville, 108**
- Notre Dame, 100

First-place votes in parentheses



2023-24 ACC STANDINGS (thru 1/6)

	--ACC--		--Overall--	
	W-L	PCT	W-L	PCT
1. NC State	3-0	1.000	11-3	.786
North Carolina	3-0	1.000	11-3	.786
Wake Forest	3-0	1.000	11-3	.786
4. Duke	2-1	.667	11-3	.786
Miami	2-1	.667	11-3	.786
Florida State	2-1	.667	8-6	.571
7. Virginia	2-2	.500	11-4	.733
8. Clemson	1-2	.333	11-3	.786
Boston College	1-2	.333	10-4	.714
Syracuse	1-2	.333	10-4	.714
Virginia Tech	1-2	.333	9-5	.643
Georgia Tech	1-2	.333	8-6	.571
13. Pitt	1-3	.250	10-5	.667
Notre Dame	1-3	.250	6-9	.400
15. Louisville	0-3	.000	5-9	.357

TRADITION OF WINNING

Louisville has an all-time record of 1,781-996 in 110 seasons of intercollegiate basketball. The Cardinals rank among the top-15 all-time in winning percentage (does not include 123-3 record vacated by NCAA). The Cardinals played their first official men's basketball game on Jan. 28, 1912 when they lost 35-3 to Louisville YMCA, but did not field team sin 1916-17, 1922-23 or 1942-43. The Cardinals have produced winning seasons in 73 of the last 78 years, including winning 20 or more games in 18 of the last 21 seasons and 30 or more in three of the last 12 years in on court results.

TOURNAMENT SUCCESS

UofL is tied for eighth nationally with eight Final Four appearances. No other school went to the Final Four four times during the 1980s, and Louisville won two NCAA titles in that decade, winning the national championship in 1980 and 1986. Louisville's 39 NCAA Tournament appearances are tied for eighth best all-time, and its 102 NCAA Tournament games ranks 10th for most played in the event (61-41 record) (does not include four NCAA appearances, a 15-3 record, two Final Fours and the 2013 national championship vacated by the NCAA). The Cards have reached the Sweet 16 on 17 occasions and have advanced to the Elite Eight 11 times.

Most All-Time Final Four Appearances

Team	Final Four Appearances
North Carolina	21
UCLA	18
Kentucky	17
Duke	17
Kansas	16
Ohio State	10
Michigan State	10
Louisville	8
Indiana	8

PRO CARDS

The Cardinals have had 77 players drafted by the NBA, including 25 first-round selections. David Johnson was the latest Cardinal chosen with the 47th pick in the 2021 draft by the Toronto Raptors. Donovan Mitchell was UofL's latest first round selection in the 2017 draft as the 13th overall pick by the Denver Nuggets and was subsequently traded to the Utah Jazz. He's now with the Cleveland Cavaliers and is a four-time NBA All-Star. Jordan Nwora (2021) and Damion Lee (2022) have both won NBA championships, and Carlík Jones was the 2022-23 G League Most Valuable Player. Eighteen Cardinals have played in the NBA over the last 10 years, while at least 25 former UofL players are expected to play professionally this year in the NBA, G League or overseas.

More info on Cardinals in the NBA Draft: <https://uofl.me/3geNA8o>

Louisville Players on Active NBA Roster Currently

Player	2023-24 Team	Years in League
Terry Rozier	Charlotte Hornets	9
Damion Lee	Phoenix Suns	7
Donovan Mitchell	Cleveland Cavaliers	7
Jordan Nwora	Indiana Pacers	4

CROWD SUPPORT

Louisville has ranked among the top seven nationally in average home attendance in 40 of the last 42 years. UofL has played 14 seasons in its spectacular home, the 22,090 seat KFC Yum! Center in downtown Louisville. The Cardinals have a 188-53 record in 14 seasons in the KFC Yum! Center (.780). Louisville attracted approximately 4.1 million fans in its first 13 years in the Yum! Center, including a total attendance of 298,846 in 18 games in 2019-20 (last year pre-COVID).

CHAMPIONSHIP GUESTS

The eventual national champion has played in Louisville's home arena, the KFC Yum! Center, in seven of the arena's 13 seasons in existence. Louisville faced eventual champions Connecticut (2011, 2014), Duke (2015) and Virginia (2019) in home games, Kentucky (2012) won a pair of games in the 2012 NCAA second and third rounds in the KFC Yum! Center, 2016 champion Villanova won the NCAA South Regional in Louisville, and UofL won the 2013 itself (later vacated).

NATIONAL SPOTLIGHT

The Cardinals are one of the most televised teams in college basketball. UofL games will be televised on national networks during the 2023-24 regular season on double-digit occasions. Every possible UofL game over the past 40 years has been televised on either a live or delayed basis – a total of over 1,300 games – including over 600 national television appearances.

AMERICA'S TOP BASKETBALL MARKET

Louisville is consistently the highest-rated television market for college basketball. Louisville has been the top market for more than 20 years since organizations began tracking the data. Louisville's 4.2 rating during the 2018-19 season was well above the next closest market (Knoxville with a 2.9 rating). Louisville was also again the top-rated national market for the 2023 NCAA Tournament.

AT HOME IN THE TOP 25

The Cardinals have been ranked on 656 occasions in the AP poll, sixth most all-time. Louisville has been among the top ten on 302 occasions, including 14 times in the 2019-20 season. Louisville's No. 1 ranking in the Dec. 2 and 9, 2019, Associated Press polls were just the third and fourth times UofL has ever been ranked as the No. 1 team in the nation in the AP poll. The other two were March 16, 2009 in the final AP poll of the season; and Jan. 14, 2013. UofL has been ranked as the No. 1 team in the nation in the coaches poll on five occasions, including twice in 2019-20. The other three were in the 1986-87 preseason UPI coaches poll; in the ESPN/USA Today poll on March 15, 2009; and in the final USA Today coaches poll of 2012-13 on April 8, 2013.

All-Time Finishes in the AP Final Poll Top 15

Team	Top-15 Finishes
Kentucky	49
North Carolina	47
Duke	47
Kansas	40
UCLA	35
Arizona	26
Louisville	25
Cincinnati	20
Michigan	20
Michigan State	20

SECOND-HALF SURGE

While UofL has been outscored by 58 points overall in the first half of games this season, it's outscoring teams by 11 overall after halftime. The Cards scored 50-plus points after halftime three times in November for the first time ever.

ACCEPTING CHARITY

As of Sunday, Louisville ranked 27th in the country in free-throw attempts per game (24.1) and 19th in made free throws per game (17.8). UofL's 249 made free throws are the program's second-most through 14 games since at least 2010, behind only the 2018-19 team. Louisville's 36 made free throws and 49 attempts against New Mexico State were the program's most since 2018. Skyy Clark's 15 made free throws were the most by a Cardinal since Samardo Samuels vs. Notre Dame in 2010, and his 16 attempts were the most since Russ Smith at Rutgers in 2014.

CHANGING THE ROTATION

Louisville's most recent starting lineup of Skyy Clark, Ty-Laur Johnson, Mike James, Danilo Jovanovich and Brandon Huntley-Hatfield is the fifth different lineup used by UofL this year. The Cards are 2-3 this season with a new starting lineup.

1-0 IN OVERTIME

Louisville's 90-84 win over New Mexico State on Nov. 26 was the first overtime game of the Kenny Payne era and the program's first OT game since Feb. 1, 2022, against North Carolina. The Cardinals had lost seven of their last 10 overtime games before the New Mexico State victory.

SHUTTING DOWN COPPIN STATE

Louisville's 41 points allowed against Coppin State on Nov. 15 were its fewest surrendered since Dec. 5, 2018, against Central Arkansas. It's just the third time since 2016 that they've allowed 41 points or fewer in a game.

RANKED COMPETITION

Louisville has won 45 of its last 110 games against AP ranked opponents, falling to No. 9 Kentucky on Dec. 21 in its last Top 25 matchup. UofL has a 62-78 record against Top 25 teams over the last 14 years. The Cardinals have been victorious 10 of the last 29 times they have faced an AP top-five foe. UofL has won 23 of its last 59 games when facing Top 10 teams, spanning the last 14 years.

THE 1K CLUB

Louisville is second to North Carolina for the national lead with 69 all-time 1,000 point scorers. Jordan Nwora (1,294 points in three seasons) was the latest Cardinal to reach that milestone in 2019-20.

Programs with Most 1,000-Point Career Scorers

Team	1,000-Point Scorers
North Carolina	81
Louisville	69
Duke	67
Villanova	67
Notre Dame	67
Kansas	66
Syracuse	65
Kentucky	61
Ohio State	60
UCLA	60

NON-CONFERENCE DOMINANCE

UofL has a 251-79 record (.761) against non-conference opponents over the last 23 seasons (includes postseason), including a 183-25 record in home regular season non-conference games. The Cardinals are 107-16 at home in regular season non-conference games over the last 14 seasons.

ACADEMIC STANDARD

The Cards have attained a collective 3.0 GPA in 26 of the last 30 semesters, including a 3.121 cumulative team mark for the Fall 2023 semester. UofL was recognized in July as a recipient of the Team Academic Excellence Award from the National Association of Basketball Coaches (NABC). In order to receive the award, a program must achieve a team GPA of 3.0 or higher for the previous academic year. Five Cardinals were also named to the 2022-23 All-Academic Men's Basketball Team in April.

NOTES ON THE CARDINALS

STATE OF AFFAIRS

Louisville entered the year with players hailing from 10 different states: California (3), Florida (1), Indiana (1), Kentucky (3), Michigan (1), New York (1), South Carolina (1), Tennessee (1), Texas (1) and Wisconsin (1). Louisville adds a country other than the United States, as well, as Emmanuel Okorafor hails from Nigeria. The Cardinals were one of just nine programs across the country that had 10 or more states represented on their roster. Other programs include Navy (13 states - 27 players on roster), Milwaukee (13 states), Missouri (12), Youngstown State (11), VMI (11), Boston College (10), Richmond (10) and Texas A&M-Corpus Christi (10).

FROM THE COMMONWEALTH

Louisville has three players from the Bluegrass on the roster: Kaleb Glenn of Louisville, JJ Traynor of Bardstown and Zan Payne of Lexington. The Cardinals haven't had less than three Kentucky natives on the team since the 2011-12 season.

TY-LAUR DISHES IT OUT

In the last 11 games, freshman guard Ty-Laur Johnson has totaled 44 assists against just 29 turnovers. Johnson had just five total assists and eight turnovers in the Cardinals' first three outings. Since 2010, Johnson is just the second Louisville freshman to have at least five games with five-plus assists, joining NBA Draft pick David Johnson (eight times in 2019-20). Current NBA star Terry Rozier did it four times in 2013-14.

BHH ON THE RISE

Junior forward Brandon Huntley Hatfield is averaging 9.2 points and 8.6 rebounds this season and in just 14 games is nearing his production in full previous seasons.

Brandon Huntley-Hatfield's Year-by-Year Production

Statistic	Freshman (Tenn.)	Sophomore (UofL)	Junior (UofL)
Games Played	35	24	14
Points	136	161	129
Rebounds	104	129	120
Assists	11	15	13
Blocks	12	18	12

CARDS OFF THE COURT

"Cards Off the Court" is an ongoing video series that highlights some of the Cardinals' unique hobbies outside of basketball. Links to each current installment are available below.

Skyy Clark – Legos (<https://uofl.me/46Zv20L>)

Curtis Williams and **Kaleb Glenn** – Chess (<https://uofl.me/46ExoCl>)

SKYY'S THE LIMIT

In Louisville's first three games, sophomore guard Skyy Clark averaged 11 points per game while going 0-for-8 from 3-point range and 7-for-13 from the free-throw line. In the last 11 games, Clark is averaging 15.9 points per game while shooting 20-for-61 (32.8%) from long range and 49-for-59 (83.1%) from the stripe.

MIKE BACK ON TRACK

After scoring 15 combined points against Texas, Indiana and New Mexico State, redshirt sophomore guard/forward Mike James has reached double figures in eight straight games. His 23-point performance against Pitt on Jan. 6 was the fourth game of 20-plus points in his career.

JAMES' HOT START

Redshirt sophomore Mike James tallied a career-high 25 points and 10 rebounds for his first career double-double against UMBC. James' 25 points were the most by a Cardinal in a season opener since Montrezl Harrell had 30 against Minnesota in 2014. The last 25-plus outing in a season opener before that was Marques Maybin vs. Hawaii in 2000. James' performance was just the 15th time since 2000 that a Louisville player has recorded at least 25 points and 10 rebounds in a game.

TALE OF THE TRANSFERS

The Cardinals picked up a trio of Division I transfers from the portal, all entering their second year of eligibility: Skyy Clark (Illinois), Tre White (USC) and Danilo Jovanovich (Miami). The three players played in a combined 43 games with 1,106 minutes between them before arriving at UofL.

EXPERIENCED WINNERS

Louisville's three Division I transfers came from programs that had 20-win seasons in 2022-23. The three programs were a combined 71-32 (.689) on the year, with all three making appearances in the NCAA Tournament. Danilo Jovanovich and Miami advanced all the way to the Final Four, falling to eventual national champion, UConn.

TOP-10 RECRUITING CLASS

Louisville's 2023 recruiting class was ranked sixth nationally by 247Sports with transfers Skyy Clark, Tre White, Danilo Jovanovich and freshmen Kaleb Glenn, Curtis Williams, Dennis Evans and Ty-Laur Johnson.

LIKE FATHER, LIKE SON

The Cardinals have two players on the roster whose fathers also played for Louisville. Senior forward JJ Traynor's father Jason Osborne played two years at UofL (1993-95) and was a McDonald's All-American at Louisville Male High School, where he was Kentucky's Mr. Basketball in 1993. Sixth-year senior Zan Payne is also the son of head coach Kenny Payne, a former UofL standout and 1986 national champion.

NOTES ON THE STAFF

HOME, SWEET HOME

Kenny Payne is one of 51 Division I men's basketball head coaches currently leading their alma mater. Louisville (Kenny Payne and Jeff Brohm) is one of two schools in the country, along with Michigan (Juwan Howard and Jim Harbaugh), who have alumni as head coaches for both men's basketball and football.

THE MOST UNIQUE STAFF IN AMERICA

Louisville is believed to be the only program in the country with three coaches (head coach and assistants) who were NBA Draft picks and won a national championship as players. In addition to Payne, that list includes associate head coach Danny Manning – a national champion as a player at Kansas in 1988 and the No. 1 overall pick in the '88 draft – and assistant coach Nolan Smith, a national champion as a player at Duke in 2010 and the 21st-overall pick in 2011. Manning's impressive basketball résumé also includes being a member of the Collegiate Basketball Hall of Fame, a two-time first-team All-American, a two-time NBA All-Star, 1998 NBA Sixth Man of the Year, a three-time Division I head coach and an Olympian.

PAYNE'S NBA PIPELINE

During Kenny Payne's 15 years as a college assistant at Kentucky and Oregon, 39 players on his teams were selected in the NBA Draft. That includes 23 lottery picks and two overall No. 1 draft picks. Before coming to Louisville, he spent two years as an assistant with the New York Knicks. In his first season, they went 41-31 and finished fourth in the Eastern Conference, a 20-win improvement from the year before.

POSTSEASON PROWESS

Kenny Payne is no stranger to the NCAA Tournament. In addition to winning a national championship as a player at Louisville in 1986, Payne made 10 trips to the NCAA Tournament as an assistant at Kentucky and Oregon, including seven Elite Eight appearances, four Final Fours and the 2012 national title with the Wildcats.

NCAA DOMINANCE

Not only have Payne and his staff competed in the NCAA Tournament as players and coaches, but they've advanced and won at a high rate. Kenny Payne, Danny Manning, Nolan Smith and Josh Jamieson have made 42 total NCAA appearances as players and coaches, with 30 trips to at least the Sweet 16. In those 42 appearances, the four coaches have a combined record of 110-37 (70.1%). Payne has made 13 NCAA trips as a player and a coach, with 11 visits to the Sweet 16 or better and a 41-11 record (78.8%).

CARDS IN SMITH'S DNA

Assistant coach Nolan Smith's father Derek Smith was a member of Louisville's 1980 NCAA Championship team and is seventh in career scoring at UofL with 1,826 points. Derek, who passed away on Aug. 9, 1996, is one of 20 Honored Jersey recipients for the Cardinals and is a member of the UofL Hall of Fame. Smith was the leading scorer (15.7 ppg) on Louisville's 1982 NCAA Final Four team. He played nine years in the NBA from 1982-91 and scored 5,232 career points in the league.

WAGNER RETURNS HOME

Milt Wagner, a top 10 career basketball scorer for Louisville whose honored jersey hangs in the KFC Yum! Center, joined the Cardinals' staff as Director of Player Development and Alumni Relations in May 2022. One of the most prolific scorers in UofL history during his career from 1981-86, Wagner ranks sixth all-time in scoring with 1,834 career points. A starter on the Cards' 1986 NCAA Championship team, UofL reached three NCAA Final Fours (1982, 1983, 1986) and participated in the NCAA Sweet Sixteen in all four of his playing seasons. Wagner was selected by the Dallas Mavericks in the second round of the 1986 NBA Draft with the 35th overall pick and played professional basketball for 13 years in various professional leagues, including as a member of the 1988 NBA Championship Los Angeles Lakers.

FATHER-SON DUOS

Kenny Payne will be coaching his son, graduate senior guard/forward Zan Payne, this year after Zan transferred from Kentucky, where he previously played under his father as an assistant. Coming into the 2023-24 season, there are 27 pairs of father-son, coach-player duos in basketball this season.

Father-Son Coach-Player Duos in College Basketball

Abilene Christian	Brette Tanner/Colby Tanner
Arizona State	Bobby Hurley/Bobby Hurley
Boise State	Leon Rice/Kade & Max Rice
Central Michigan	Tony Barbee/Drew Barbee
Charlotte	Aaron Fearne/Tyler Fearne
UConn	Dan Hurley/Andrew Hurley
Dayton	Anthony Grant/Makai Grant
Drake	Darian DeVries/Tucker DeVries
Illinois-Chicago	Luke Yaklich/Griffin Yaklich
Iowa	Fran McCaffrey/Patrick McCaffrey
Lehigh	Brett Reed/Brendan Reed
Liberty	Ritchie McKay/Gabriel McKay
Long Beach State	Dan Monson/Maddow Monson
Louisville	Kenny Payne/Zan Payne
Memphis	Penny Hardaway/Jayden & Ashton Hardaway
Michigan	Juwan Howard/Jace Howard
Michigan State	Tom Izzo/Steven Izzo
Monmouth	King Rice/Xander Rice
Nebraska	Fred Hoiberg/Sam Hoiberg
Northern Iowa	Ben Jacobson/Hunter Jacobson
Oklahoma	Porter Moser/Jacob Moser
Saint Joseph's	Billy Lange/Will Lange
Saint Mary's	Randy Bennett/Cade Bennett
Southern Miss	Jay Ladner/Luke Ladner
USC Upstate	Dave Dickerson/Dave Dickerson III
VCU	Ryan Odom/Connor Odom
Wisconsin	Greg Gard/Isaac Gard



REMEMBERING DENNY CRUM

(1937-2023)

Denny Crum, who won two NCAA Championships while serving as the University of Louisville's men's basketball coach for 30 years (1971-2001), passed away at his home on May 9, 2023. He was 86.

He directed Louisville to the 1980 and the 1986 NCAA Championships, ranking him as one of only 14 coaches in NCAA history to win two or more titles. Six times he guided the Cardinals into the NCAA Final Four, including four times in the decade of the '80s. Only five coaches all-time coached more Final Four teams than Crum.

The man admirably labeled "Cool Hand Luke" by former commentator Al McGuire was inducted into the Naismith Memorial Basketball Hall of Fame on May 9, 1994.

Crum guided the Cardinals to 23 NCAA Tournament appearances, 10th-most by a coach all-time. Crum's teams regularly faced one of the nation's toughest schedules and he amassed a 675-295 career coaching record, including an impressive 42-22 NCAA Tournament mark. Three of his squads participated in the NIT, reaching the NIT semifinals in 1985. The Cardinals captured or shared 12 Metro Conference regular season titles and 11 post-season tournament championships under Crum's guidance. Crum engineered UofL to 20 or more victories in 21 of his 30 seasons.

After his retirement following the 2000-01 season, Crum continued to work as a special assistant to the UofL president for several years. The KFC Yum! Center court has been named in his honor. Since 2001, The Denny Crum Scholarship Foundation and the Denny Crum Scholarship Fund at UofL have awarded over a million dollars benefiting over 425 students. The San Fernando, Calif., native made Louisville his home and has lent countless hours of his time for charitable causes throughout the community for over 50 years.

A new residence hall on the UofL campus was recently named in his honor. Denny Crum Hall made possible by L&N Federal Credit Union opened in the fall 2022 semester and houses a mixture of student-athletes and non-student athletes. Men's and women's basketball and women's lacrosse student-athletes - who each train in the adjoining facility, live in the residence hall.

UofL honored Crum at its season opener against UMBC on Nov. 6.

Louisville recognized Crum with a moment of silence before the game and hosted a special dedication for his seat at the KFC Yum! Center at halftime.

Crum's seat in Section 106 was permanently changed to black and marked in his honor to distinguish it from the rest of the venue's red seating. This gesture is similar to one previously complete for one of Crum's mentors, John Wooden, at UCLA.

Crum's family was on hand for the dedication and joined the ceremony from the court bearing his name, while his wife, Susan Sweeney Crum, addressed the crowd.

UofL players will have patches displaying Crum's iconic red jacket on all of their uniforms this season, while the coaching staff wore pins in his honor against UMBC. The players also wore a special shooting shirt pregame highlighting some of Crum's most notable accomplishments.

More information was also shared on the upcoming release of the Denny Crum Legacy Collection of apparel and other items, with a portion of the proceeds benefiting the Denny Crum Scholarship Foundation.

MISCELLANEOUS STATS

	2023-24	Career
10+ POINT GAMES		
Tre White	11	11
Skyy Clark	11	11
Mike James	11	25
Brandon Huntley-Hatfield	5	12
Ty-Laur Johnson	5	5
JJ Traynor	3	11
Curtis Williams	2	2
Kaleb Glenn	1	1
Hercy Miller	0	1
20+ POINT GAMES		
Skyy Clark	4	4
Mike James	2	4
Tre White	2	2
Brandon Huntley-Hatfield	2	2
JJ Traynor	1	1
30+ POINT GAMES		
10+ REBOUND GAMES		
Brandon Huntley-Hatfield	6	9
Mike James	1	1
Tre White	1	1
10+ ASSIST GAMES		
DOUBLE-DOUBLES		
Brandon Huntley-Hatfield	3	5
Mike James	1	1
Tre White	1	1
TRIPLE-DOUBLES		
GAMES LED UoFL IN SCORING		
Skyy Clark	6	6
Mike James	4	10
Brandon Huntley-Hatfield	2	3
Tre White	2	2
Curtis Williams	1	1
GAMES LED UoFL IN REBOUNDING		
Brandon Huntley-Hatfield	10	18
Mike James	2	3
Tre White	2	2
JJ Traynor	1	6
Skyy Clark	1	1
Kaleb Glenn	1	1
Emmanuel Okorafor	0	2
GAMES LED UoFL IN ASSISTS		
Ty-Laur Johnson	8	8
Skyy Clark	5	5
Mike James	3	4
Brandon Huntley-Hatfield	2	4
Tre White	1	1
Danilo Jovanovich	1	1
JJ Traynor	0	2
GAMES LED UoFL IN BLOCKED SHOTS		
Brandon Huntley-Hatfield	7	18
Emmanuel Okorafor	4	7
Dennis Evans	3	3
Tre White	3	3
Ty-Laur Johnson	3	3
JJ Traynor	2	16
Skyy Clark	2	2
Mike James	1	9
Danilo Jovanovich	1	1
Curtis Williams	1	1
GAMES LED UoFL IN STEALS		
Tre White	6	6
Ty-Laur Johnson	4	4
Mike James	3	10
Brandon Huntley-Hatfield	3	9
Skyy Clark	3	3
Emmanuel Okorafor	2	2
JJ Traynor	1	7
Curtis Williams	1	1
Kaleb Glenn	1	1
Danilo Jovanovich	1	1

*career includes Louisville games only

LOUISVILLE RECORD BY SITUATION

CATEGORY	2022-23	2023-24	UNDER PAYNE
All games	4-28	5-9	9-37
Conference games	2-18	0-3	2-21
Non-con/postseason games	2-10	5-6	7-16
Home	4-13	5-4	9-17
Away	0-11	0-3	0-14
Neutral site	0-4	0-2	0-6
vs. Top 10 Opponents	0-2	0-1	0-3
vs. Top 25 opponents	0-7	0-2	0-9
vs. Unranked opponents	4-21	5-7	9-28
Winning the tip	0-12	4-7	4-19
Losing the tip	4-16	1-2	5-18
Scoring first	2-10	3-6	5-16
Opponent scores first	2-18	2-3	4-21
Leading at halftime	4-4	2-2	6-6
Trailing at halftime	0-24	3-7	3-31
Tied at halftime	0-0	0-0	0-0
Leading with 5:00 to play	4-2	3-1	7-3
Trailing with 5:00 to play	0-26	2-8	2-34
Tied with 5:00 to play	0-0	0-0	0-0
In overtime	0-0	1-0	1-0
Games decided by ≤3 pts.	0-6	1-1	1-7
Games decided by 4-10 pts.	3-4	2-4	5-8
Games decided by 11+ pts.	1-18	2-4	3-22
Shooting 50% or higher	2-3	1-1	3-4
Shooting 40-49%	2-14	3-4	5-18
Shooting less than 40%	0-11	1-4	1-15
Opp. shooting 50% or higher	0-11	2-3	2-14
Opp. shooting 40-49%	2-15	1-6	3-21
Opp. shooting less than 40%	2-2	2-0	4-2
Make more 3FG than opp.	2-9	3-3	5-12
Make fewer 3FG than opp.	1-18	2-6	3-24
3FG made are even	1-1	0-0	1-1
Attempt more FT than opp.	4-11	5-5	9-16
Attempt fewer FT than opp.	0-16	0-4	0-20
FT attempts are even	0-1	0-0	0-1
More rebounds than opp.	3-11	5-2	8-13
Fewer rebounds than opp.	1-16	0-6	1-22
Rebounds are even	0-1	0-1	0-2
More assists than opp.	1-3	2-0	3-3
Fewer assists than opp.	1-25	2-7	3-32
Assists are even	2-0	1-2	3-2
Commit more TOs than opp.	3-24	2-3	5-27
Commit fewer TOs than opp.	0-3	1-4	1-7
Turnovers are even	1-1	2-2	3-3
Scoring 100+ points	0-0	0-0	0-0
Scoring 90-99 points	1-0	1-0	2-0
Scoring 80-89 points	1-1	2-1	3-2
Scoring 70-79 points	0-4	1-3	1-7
Scoring 60-69 points	2-13	1-4	3-17
Scoring fewer than 60 points	0-10	0-1	0-11
Allowing 100+ points	0-0	0-0	0-0
Allowing 90-99 points	0-2	1-1	1-3
Allowing 80-89 points	1-10	1-3	2-13
Allowing 70-79 points	1-13	0-5	1-18
Allowing 60-69 points	0-3	2-0	2-3
Allowing fewer than 60 pts.	2-0	1-0	3-0
Following a win	1-3	1-4	2-7
Following a loss	3-25	4-5	7-30
More bench points than opp.	4-12	4-4	8-16
Fewer bench pts. than opp.	0-15	1-5	1-20
Bench points are even	0-1	0-0	0-1
in November	0-7	4-3	4-10
in December	2-5	1-4	3-9
in January	0-7	0-2	0-9
in February	2-7	0-0	2-7
in March	0-2	0-0	0-2
on Monday	0-2	1-1	1-3
on Tuesday	0-8	0-0	0-8
on Wednesday	2-6	2-2	4-8
on Thursday	0-1	0-1	0-2
on Friday	0-0	0-1	0-1
on Saturday	2-10	0-2	2-12
on Sunday	0-1	2-2	2-3

LAST TIME IT HAPPENED (TEAM)

A LOUISVILLE TEAM:

Was ranked	1/25/21
Associated Press Poll (No. 25), Coaches Poll (No. 23)	
Received votes in a national poll	11/29/21
Associated Press Poll (RV)	
Played a ranked team	12/21/23
(L) 95-76 vs. No. 9/9 Kentucky	
Beat a ranked team	1/6/21
(W) 73-71 vs. No. 19/20 Virginia Tech	
Won 5+ straight	12/22/20 - 1/13/21 (5)
Won 10+ straight	1/7/20 - 2/8/20 (10)
Won 15+ straight	2/14/13 - 11/23/13 (21)
Won 20+ straight	2/14/13 - 11/23/13 (21)
Lost 5+ straight	2/20/23 - 3/7/23 (5)
Scored 100 pts	11/13/18
(W) 104-54 vs. Southern	
Scored 100 pts on the road	1/24/17
(W) 106-51 at Pittsburgh	
Scored 100 pts and lost	2/9/13
(L) 104-101 (5OT) at No. 25/RV Notre Dame	
Allowed 100 pts	2/9/13
(L) 104-101 (5OT) at No. 25/RV Notre Dame	
Allowed 100 pts at home	2/11/01
(L) 106-72 vs. Charlotte	
Allowed 100 pts and won	3/4/74
(W) 117-107 vs. Illinois State	
Scored fewer than 50 pts	11/22/22
(L) 70-38 vs. #21/20 Texas Tech	
Allowed fewer than 50 pts	11/15/23
(W) 61-41 vs. Coppin State	
Scored 60 points in a half	12/5/15
(W) 111-63 vs. Grand Canyon	
Allowed 60 points in a half	12/20/97
(L) 94-86 vs. Georgia Tech	
Scored fewer than 20 pts in a half	11/22/22
(L) 70-38 vs. #21/20 Texas Tech (13 pts, first half)	
Allowed fewer than 20 pts in a half	11/25/20
(W) 79-44 vs. Evansville	
Grabbed 60 or more rebounds	11/17/14
(W) 88-39 vs. Jacksonville State	
Allowed 60 or more rebounds	1/4/94
(W) 132-87 vs. George Mason	
Back-to-back 20-point wins	2020
11/29/20 • (W) 86-64 vs. Prairie View A&M	
12/1/20 • (W) 75-54 vs. Western Kentucky	
30-point win	11/25/20
(W) 79-44 vs. Evansville	
Back-to-back 30-point wins	2016
12/10/16 • (W) 102-71 vs. Texas Southern	
12/17/16 • (W) 87-56 vs. Eastern Kentucky	
40-point win	12/5/18
(W) 86-41 vs. Central Arkansas	
Back-to-back 40-point wins	2012
12/4/12 • (W) 80-38 at College at Charleston	
12/8/12 • (W) 99-47 vs. Missouri-Kansas City	
50-point win	11/13/18
(W) 104-54 vs. Southern	

60-point win	11/24/14
(W) 87-26 vs. Savannah State	
70-point win	12/2/44
(W) 99-27 vs. Georgetown College	
30-point loss	11/22/22
(L) 70-38 vs. Texas Tech	
Played in OT game	11/26/23
(W) 90-84 (OT) vs. New Mexico State	
Played in a 2OT game	1/16/18
(W) 82-78 (2OT) at Notre Dame	
Played in a 3OT game	2/9/13
(L) 104-101 (5OT) at No. 25/RV Notre Dame	
Played in back-to-back OT games	2018
11/23/18 • (L) 77-74 (OT) vs. Marquette	
11/27/18 • (W) 82-78 (OT) vs. No. 9/8 Michigan State	
Had 5 players in double figures	12/3/23
(L) 75-68 at Virginia Tech	
Had 6 players in double figures	2/5/20
(W) 86-76 vs. Wake Forest	
Had 7 players in double figures	12/17/11
(W) 95-87 vs. Memphis	
Had 8 players in double figures	Never
Has not happened	
Had 2 double-figure rebounders	11/6/23
Mike James (10) and Brandon Huntley-Hatfield (10) vs. UMBC	
Had two 20-point scorers	11/26/23
Skyy Clark (29), Tre White (22) and JJ Traynor (20) vs. New Mexico State	
Had three 20-point scorers	11/26/23
(W) 90-84 (OT) vs. New Mexico State	
Had two 25-point scorers	12/27/10
Preston Knowles (31) and Kyle Kuric (25) vs. Morgan State	
Had 15+ 3FGs	2/1/22
15-of-35 vs. North Carolina	
Allowed 15+ 3FGs	2/7/23
17-of-31 at Pitt	
Held opponent under 35.0% shooting	11/15/23
28.1% (16-of-57) vs. Coppin State	
Recorded 25+ assists	12/31/13
28 at Central Florida	
Recorded 10+ blocks	3/7/18
10 vs. Florida State	
Recorded 15+ blocks	12/6/17
15 vs. Siena	
Committed fewer than 5 TOs	3/6/21
3 vs. No. 21/20 Virginia	
Committed 25+ TOs	1/31/09
26 vs. West Virginia	
Forced 25+ TOs	12/5/14
25 vs. Florida International	
Shot 60% from the field	11/29/20
60.9% (28-of-46) vs. Prairie View A&M	
Shot 70% from the field	02/27/93
70.0% (35-of-50) vs. No. 16/17 Tulane	
Shot 90% from FT line (min. 10)	2/20/23
90% (9-of-10) at Duke	

LAST TIME IT HAPPENED (INDIVIDUAL)

A LOUISVILLE INDIVIDUAL:

Scored 25 pts	11/26/23
Skyy Clark (29) vs. New Mexico State	
Scored 30 pts	2/11/23
El Ellis (33) at No. 19/20 Miami	
Scored 40 pts	3/14/14
Russ Smith (42) vs. Houston	
Scored 50 pts	Never
Record is 45 by Wes Unseld vs. Georgetown College, 12/1/67	
Scored 20 pts in a half	2/1/22
El Ellis (20, 2nd half) vs. North Carolina	
Had 15 rebounds	12/17/22
Sydney Curry (19) vs. Florida A&M	
Had 20 rebounds	12/1/01
Ellis Myles (23) vs. Tennessee State	
Had 25 rebounds	1/17/70
Mike Grosso (26) vs. Stetson	
Had 20 pts and 20 rebs	2/27/88
Pervis Ellison (21 pts, 22 rebs) at Virginia Tech	
Had 10 assists	12/14/22
El Ellis (10) vs. Western Kentucky	
Had 5 blocks	3/7/18
Anas Mahmoud (5) vs. Florida State	
Had 5 steals	11/12/22
Jae'Lyn Withers (5) vs. Wright State	
Had a double-double	12/21/23
Brandon Huntley-Hatfield (16 pts, 11 rebs) vs. Kentucky	
Two players had a double-double	2/1/21
David Johnson (24 p, 10r), Samuel Williams (20 p, 18r) vs. Georgia Tech	
Had a triple-double	1/19/08
Terrence Williams (10 pts, 10 rebs, 10 asts) at Seton Hall	
Had a four-point play	12/3/23
Ty-Laur Johnson vs. Virginia Tech	

AN OPPOSING INDIVIDUAL:

Scored 30 pts	12/21/23
Antonio Reeves, Kentucky (30)	
Scored 40 pts	1/11/17
Jamel Artis, Pittsburgh (43)	
Scored 20 pts in a half	12/21/23
Antonio Reeves, Kentucky (22, 1st half)	
Had 15 rebounds	1/14/23
Armando Bacot, North Carolina (16)	
Had 20 rebounds	2/1/22
Armando Bacot, North Carolina (22)	
Had 20 pts and 20 rebs	11/23/94
Dwayne Whitfield, Jackson State (24 pts, 21 rebs)	
Had 10 assists	12/21/23
Reed Sheppard, Kentucky (11)	
Had 5 blocks	2/7/23
Guillermo Diaz Graham, Pitt (5)	
Had 5 steals	1/14/23
Caleb Love, North Carolina (5)	
Had a double-double	1/3/24
Ryan Dunn, Virginia (15 pts, 10 rebs)	

TOP LOUISVILLE EFFORTS SINCE 2002-03

Longest winning streak (single-season): 17 games (2002-03)

Longest winning streak (multiple-season span): 21 games (last 16 G of 2012-13, first 5 G of 2013-14)

Longest conference winning streak: 10, three times -- 2008-09, 2012-13, & 2019-20 seasons

Longest losing streak: 10 games (2022-23)

Longest conference losing streak: 10 games (2022-23)

Most points scored in a game: 114 vs. Western Kentucky, 12-22-10 (UL 114, WKU 82)

Fewest points scored in a game: 38 vs. #21/20 Texas Tech, 11-22-22 (TTU 70, UL 38)

Most points allowed in a game: 104 vs. Notre Dame, 2-9-13 (UND 104, UL 101, 5 ot)

Fewest points allowed in a game: 26 vs. Savannah State, 11-24-14 (UL 87, SSU 26)

Fewest points allowed in a conference game: 31 vs. Rutgers, 3-13-14 (UL 92, RU 31)

Largest margin of victory: 64 vs. Morehead St., 12-27-04 (UL 104, USA 40)

Largest margin of victory in a conference game: 61 vs. Rutgers, 3-13-14 (UL 92, RU 31)

Largest losing margin: 37 at Wisconsin, 12-19-20 (UW 85, UL 48)

Fewest points scored in a win: 45 vs. Cleveland State, 11-26-14 (UL 45, CSU 33)

Most points allowed in a win: 93 vs. UMBC, 11-6-23 (UL 94, UMBC 93)

Most points scored in a loss: 101 vs. Notre Dame, 2-9-13 (UND 104, UL 101, 5 ot)

Fewest points allowed in a loss: 52 vs. Drexel, 12-14-10 (DU 52, UL 46); vs. Syracuse, 2-13-12 (SU 52, UL 51); vs. Virginia, 2-17-15 (UVa 52, UL 47)

Largest deficit overcome to win a game: 20 vs. West Virginia, 3-26-05 (UL 18, WVU 38)

Largest lead given up in a loss: 23 vs. Duke, 2-12-19 (UL 59, DU 36)

Highest shooting percentage: .667 vs. North Carolina Central, 11-17-19 (UL 87, UNCC 58)

Highest shooting percentage in a conference game: .652 vs. Pittsburgh, 1-25-15 (UL 80, Pitt 68)

Lowest shooting percentage: .224 vs. #21/20 Texas Tech, 11-22-22 (TTU 70, UL 38)

Lowest shooting percentage in a conference game: .259 vs. Syracuse, 2-20-19 (Syracuse 69, UL 49)

Highest 3-point percentage: .778 vs. Memphis, 2-4-04 (UL 58, UM 62)

Highest 3-point percentage in a conference game: .778 vs. Memphis, 2-4-04 (UL 58, UM 62)

Lowest 3-point percentage: .000 vs. Pittsburgh, 2-11-15 (UL 69, Pitt 56)

Lowest 3-point percentage in a conference game: .000 vs. Pittsburgh, 2-11-15 (UL 69, Pitt 56)

Most 3-pointers: 22 vs. Hartford, 11-17-07 (UL 104, UH 69)

Free throws made: 42 vs. Nicholls, 11-8-18 (in 55 attempts; UL 85, NSU 72)

Most assists: 34 vs. VMI, 12-23-04 (UL 107, VMI 56)

Most blocked shots: 18 vs. Holy Cross, 12-7-03 (UL 56, HC 40)



HEAD COACH KENNY PAYNE

CAREER RECORD: 9-37 (SECOND SEASON)
RECORD AT LOUISVILLE: SAME

KENNY PAYNE FILE

PERSONAL

Born: Nov. 25, 1966

Hometown: Laurel, Miss.

Alma Mater: Louisville (finished career in 1989, graduated in 2003)

Wife: Michelle

Children: Alexis and Alexander (Zan)

COACHING CAREER

2004-09: Oregon (Assistant Coach)

2010-14: Kentucky (Assistant Coach)

2014-20: Kentucky (Associate Head Coach)

2020-22: New York Knicks (Assistant Coach)

2022-present: Louisville (Head Coach)



Kenny Payne, a veteran college and NBA coach with 18 years of coaching experience and a former Cardinal basketball great, was named the new head men's basketball coach at the University of Louisville on March 18, 2022.

Prior to returning to UofL, Payne most recently served as an assistant coach with the NBA's New York Knicks after 15 years as a college assistant or associate head coach with both the University of Oregon and the University of Kentucky.

Payne's contract with the Cardinals will be for six years, extending through the 2027-28 season. He is just the sixth head coach to guide the Cardinals in the last 48 years, following Denny Crum (1971-2001), Rick Pitino (2001-17), David Padgett (2017-18, interim), Chris Mack (2018-22) and Mike Pegues (2021-22, interim). Payne is the 23rd head coach in Louisville's 108-year history, the ninth in the past 77 years, and just the fourth since 1971, excluding interim coaches.

Payne has been a part of successful coaching staffs. The Knicks posted a 41-31 record in 2020-21, finishing fourth in NBA Eastern Conference and

were 35-45 through April 6. While at Oregon and Kentucky, teams in which he coached reached four Final Fours, participated in 10 NCAA Tournaments (two at Oregon) and won six conference tournaments (one at Oregon), compiling a collective 395-165 record (.705). The 2006-07 Oregon team advanced to the NCAA Elite Eight for only the fifth time in school history at that time. Kentucky reached the Final Four in 2011, 2012, 2014 and 2015 with Payne, winning the 2012 NCAA Championship.

Coming into the 2022-23 season, Payne was the only Division I men's basketball coach in the country who was an NBA Draft pick and also won national championships as a player and a coach (including as an assistant).

Payne was honored in the A STEP UP Assistant Coaches Hall of Fame Class of 2020 for his track record of success, outstanding and significant contributions to the game, as well as his high character, integrity and respect among colleagues.

Payne, who served as associate head coach at Kentucky from 2014-20, played a key role in assembling 11 impressive recruiting classes while at Kentucky, all of which were among the nation's top three and five that were recognized as the No. 1 class, plus he helped gather a top 20 class at Oregon.

Payne's 2023 recruiting class at Louisville was ranked in the top six nationally by both Rivals and 247Sports.

He has been nationally recognized for player development. In Payne's 10 years at Kentucky, the Wildcats had a player selected in the NBA Draft lottery and had multiple players picked in the first round in every year, including two overall No. 1 selections. In addition, three Oregon players were selected in the first and second rounds of the NBA Draft in Payne's time there.

As a student-athlete at UofL, Payne scored 1,083 points in his four years (1985-86), connecting on 40.1 percent of his career three-point goals (85-of-212, fourth-highest in UofL history).

He was a member of Louisville' 1986 NCAA Championship team as a freshman and during his collegiate career, Louisville participated in three NCAA Sweet 16s and won three Metro Conference championships and three Metro tournament titles while posting a combined 98-41 record.

As a senior playing under Hall of Fame Coach Denny Crum, Payne averaged 14.5 points and 5.7 rebounds and was named to the All-Metro Conference second team as Louisville posted a 24-9 record and reached the NCAA Sweet 16.

He was selected in the first round of the 1989 NBA Draft with the 19th overall pick by the Philadelphia 76ers, where he played four seasons (1989-93). He continued to play professional basketball abroad and in the Continental Basketball Association until 2000, with stops at the CBA Tri-Cities (Washington) and with teams in Italy, Japan, Brazil, the Philippines, Cypress, China, Argentina and Australia.

Payne earned a Bachelor of Science degree in sport administration from Louisville in 2003.

He and his wife, Michelle, have two children: Alexis and Alexander (Zan), who is a graduate senior on the UofL basketball team.



HEAD COACHES WHO WERE NBA DRAFT PICKS

Coach	Year	Round/Pick	Team
Steve Alford, Nevada	1987	Round 2, 26th Pick	Dallas Mavericks
Tommy Amaker, Harvard	1987	Round 3, 9th Pick	Seattle Super Sonics
Tony Bennett, Virginia	1992	Round 2, 8th Pick	Charlotte Hornets
Alvin Brooks, Lamar	1981	Round 10, 17th Pick	San Antonio Spurs
Speedy Claxton, Hofstra	2000	Round 1, 20th Pick	Philadelphia 76ers
Hubert Davis, North Carolina	1992	Round 1, 20th Pick	New York Knicks
Johnny Dawkins, UCF	1986	Round 1, 10th Pick	San Antonio Spurs
Jamie Dixon, TCU	1987	Round 7, 150th Pick	Washington Bullets
Bryce Drew, Grand Canyon	1998	Round 1, 16th Pick	Houston Rockets
Kim English, Providence	2012	Round 2, 14th Pick	Detroit Piston
Penny Hardaway, Memphis	1993	Round 1, 3rd Pick	Golden St. Warriors
Steve Henson, UTSA	1990	Round 2, 44th Pick	Milwaukee Bucks
Fred Hoiberg, Nebraska	1995	Round 2, 52nd Pick	Indiana Pacers
Juwan Howard, Michigan	1994	Round 1, 5th Pick	Washington Bullets
Bobby Hurley, Arizona State	1993	Round 1, 7th Pick	Sacramento Kings
Jeff Jones, Old Dominion	1982	Round 4, 8th Pick	Indiana Pacers
Mike Jones, UNC Greensboro	1988	Round 3, 13th Pick	Milwaukee Bucks
Jim Larranaga, Miami	1971	Round 6, 11th Pick	Detroit Pistons
Jim Les, UC Davis	1986	Round 3, 23rd Pick	Atlanta Hawks
Mark Madsen, Cal	2000	Round 1, 29th Pick	Los Angeles Lakers
Kenny Payne, Louisville	1989	Round 1, 19th Pick	Philadelphia 76ers
Mark Pope, BYU	1996	Round 2, 23rd Pick	Indiana Pacers
Lorenzo Romar, Pepperdine	1980	Round 7, 141st Pick	Golden St. Warriors
Jerry Stackhouse, Vanderbilt	1995	Round 1, 3rd Pick	Philadelphia 76ers
Rod Strickland, LIU	1988	Round 1, 19th Pick	New York Knicks
Reggie Theus, Bethune	1978	Round 1, 9th Pick	Chicago Bulls
Darrell Walker, Little Rock	1983	Round 1, 12th Pick	New York Knicks
Mike Woodson, Indiana	1980	Round 1, 12th Pick	New York Knicks
Mo Williams, Jackson State	2003	Round 2, 47th Pick	Utah Jazz

ACTIVE HEAD COACHES TO WIN NATIONAL TITLE AS PLAYER AND COACH

Coach	National Title as Player	National Title as Coach
Kenny Payne, Louisville	Louisville (1986)	Kentucky (2012, assistant)
Jon Scheyer, Duke	Duke (2010)	Duke (2015, assistant)

Kenny Payne is the only Division I men's basketball head coach in the country who was a NBA Draft pick, as well as a national champion as a player and a coach.





#0 MIKE JAMES

RS SOPHOMORE | GUARD/FORWARD | 6-5 | 200 | 1L
ORLANDO, FLA. (OAK RIDGE HS)
Years at UoFL: 3 | Years in college: 3 | Eligibility (including this year): 3

Opp.	GS	Min	FG	A	Pct	3FG	A	Pct	FT	A	Pct	O	D	T	PF	FO	A	TO	B	S	Pts
UMBC	*	33	6	12	.500	0	3	.000	13	14	.929	2	8	10	2	0	1	1	0	0	25
CHATTANOOGA	*	22	6	12	.500	4	6	.667	1	3	.333	2	3	5	4	0	2	1	0	1	17
COPPIN STATE	*	30	4	7	.571	1	4	.250	3	3	1.000	0	3	3	2	0	2	1	0	0	12
vs. Texas	*	31	1	6	.167	0	1	.000	0	0	.000	0	3	3	2	0	1	2	0	0	2
vs. Indiana	*	32	2	6	.333	0	2	.000	4	4	1.000	0	7	7	3	0	0	0	0	1	8
NEW MEXICO ST.	*	37	0	7	.000	0	3	.000	5	8	.625	3	5	8	2	0	1	2	0	0	5
BELLARMINE	*	25	4	8	.500	2	5	.400	0	0	.000	0	4	4	5	1	0	1	0	1	10
at Virginia Tech*	*	33	4	12	.333	2	5	.400	0	0	.000	2	7	9	4	0	4	1	0	1	10
at DePaul	*	34	6	12	.500	0	1	.000	6	7	.857	3	3	6	2	0	2	1	0	2	18
ARKANSAS STATE	*	33	3	6	.500	0	1	.000	4	6	.666	2	5	7	1	0	1	1	0	0	10
PEPPERDINE	*	30	7	14	.500	3	4	.750	2	2	1.000	1	5	6	2	0	1	3	1	1	19
KENTUCKY	*	34	2	11	.182	1	4	.250	7	8	.875	1	5	6	4	0	2	1	0	2	12
at Virginia*	*	29	4	10	.400	0	4	.000	3	4	.750	0	4	4	4	0	2	2	0	0	11
PITT*	*	37	8	12	.750	5	7	.714	2	2	1.000	1	3	4	2	0	2	2	1	2	23
at Miami*																					
NC STATE*																					
at North Carolina*																					
at Wake Forest*																					
DUKE*																					
VIRGINIA*																					
at Clemson*																					
FLORIDA STATE*																					
at Syracuse*																					
GEORGIA TECH*																					
at Boston College*																					
at Pitt*																					
NOTRE DAME*																					
at Duke*																					
SYRACUSE*																					
VIRGINIA TECH*																					
BOSTON COLLEGE*																					

SEASON/UOFL CAREER HIGHS

POINTS
 Season 25, vs. UMBC, 11/6/23
 Career Same

REBOUNDS
 Season 10, vs. UMBC, 11/6/23
 Career Same

FIELD GOALS
 Season 8, vs. Pitt, 1/6/24
 Career 9, vs. Wake Forest, 1/7/23

FIELD GOALS ATTEMPTED
 Season 14, vs. Pepperdine, 12/17/23
 Career 16, 2x, last vs. Virginia Tech, 2/28/23

THREE-POINT FIELD GOALS
 Season 5, vs. Pitt, 1/6/24
 Career 5, 2x, last vs. Pitt, 1/6/24

THREE-POINT FIELD GOALS ATTEMPTED
 Season 7, vs. Pitt, 1/6/24
 Career 9, vs. Wake Forest, 1/7/23

FREE THROWS
 Season 13, vs. UMBC, 11/6/23
 Career Same

FREE THROWS ATTEMPTED
 Season 14, vs. UMBC, 11/6/23
 Career Same

ASSISTS
 Season 4, at Virginia Tech, 12/3/23
 Career Same

BLOCKED SHOTS
 Season 1, 2x, last vs. Pitt, 1/6/24
 Career 2, at NC State, 12/22/22

STEALS
 Season 2, 3x, last vs. Pitt, 1/6/24
 Career 3, vs. Cincinnati, 11/23/22

MINUTES PLAYED
 Season 37, 2x, last vs. Pitt, 1/6/24
 Career 39, at Boston College, 1/25/23

MIKE JAMES FILE

- Made 5 of 7 3-pointers and scored 23 points in 37 minutes against Pitt on Jan. 6
- Had first career double-double with career-high 25 points and 10 rebounds in the season opener vs. UMBC on Nov. 6
- Started all 32 games last season, averaging 10.1 points (second-best on the team)
- Fourth-leading scorer in the ACC among freshmen; 1 of 2 ACC freshmen to average at least 10 points and three rebounds per outing
- First UoFL freshman to score at least 17 points in three straight games since DeJuan Wheat in 1993-94
- First UoFL freshman to score at least 24 points multiple times in their rookie season since Francisco Garcia in 2002-03
- Named to 2022-23 ACC All-Academic Team

GETTING TO KNOW MIKE JAMES

- Born Sept. 9, 2002 ... Son of Serena and Douglas James ... Has two older sisters, Mikayla and Daesha ... Major is sport administration.
- Personal goal at UoFL is to win a national championship.
- Enjoys playing video games in his spare time.
- Chose to attend UoFL because "it was the best fit for me."
- His father Douglas and mother Serena had the greatest influence on his athletic career.
- When playing basketball as a kid, he pretended he was LeBron James.
- Best thing about being a Cardinal is the culture.
- If you walked into his dorm room, the first thing you would notice is how neat it is.
- Best basketball advice given to him was to work hard all of the time.
- Best moment of his athletic career was committing to UoFL.
- Feels like Damson Idris would be the best actor to play him in a movie.
- Best athlete he ever faced was Jayson Tatum.
- Would most like to meet LeBron James.

JAMES CAREER STATISTICS

Year	GP	GS	Min	Avg	FG	FGA	Pct	3FG	3FGA	Pct	FT	FTA	Pct	Oreb	DReb	Reb	Avg	PF	FO	Ast	TO	Blk	Stl	Pts	Avg	
2021-22	<i>Redshirted due to injury</i>																									
2022-23	32	32	993	31.0	106	224	.453	35	98	.357	75	96	.781	22	82	104	3.3	78	2	34	65	12	17	322	10.1	
2023-24	14	14	440	31.4	57	135	.422	18	50	.360	50	61	.820	17	65	82	5.9	39	1	21	19	2	11	182	13.0	
Total	46	46	1433	31.1	163	369	.442	53	148	.358	125	157	.796	39	147	186	4.0	117	3	55	84	14	28	504	11.0	



#1 CURTIS WILLIAMS

**FRESHMAN | GUARD/FORWARD | 6-5 | 205 | HS
DETROIT, MICH. (BROTHER RICE HS)**

Years at UoFL: 1 | Years in college: 1 | Eligibility (including this year): 4

Opp.	GS	Min	FG	A	Pct	3FG	A	Pct	FT	A	Pct	O	D	T	PF	FO	A	TO	B	S	Pts
UMBC	10	1	2	.500	0	1	.000	0	0	.000	0	0	0	1	0	0	2	0	0	2	2
CHATTANOOGA	14	3	5	.600	0	1	.000	0	0	.000	2	0	2	0	0	0	0	0	0	0	6
COPPIN STATE	12	3	7	.429	2	3	.667	0	0	.000	1	0	1	1	0	0	1	0	1	0	8
vs. Texas	7	0	3	.000	0	2	.000	0	0	.000	0	1	1	1	0	1	0	0	0	1	0
vs. Indiana	8	1	3	.333	1	2	.500	0	0	.000	0	1	1	0	0	0	0	0	0	0	3
NEW MEXICO ST.	7	0	1	.000	0	1	.000	0	0	.000	0	0	0	0	0	0	0	1	0	0	0
BELLARMINE	12	1	5	.200	1	3	.333	0	0	.000	0	2	2	0	0	1	0	0	0	0	3
at Virginia Tech*	6	0	2	.000	0	0	.000	0	0	.000	0	0	0	0	0	0	0	0	0	0	0
at DePaul	21	2	5	.400	1	3	.333	0	0	.000	0	0	0	2	0	1	2	0	0	0	5
ARKANSAS STATE	17	1	6	.167	0	3	.000	0	0	.000	0	2	2	2	0	1	0	0	0	0	2
PEPPERDINE	23	6	8	.750	4	5	.800	0	0	.000	0	1	1	1	0	1	2	0	1	16	
KENTUCKY	22	2	8	.250	0	3	.000	1	2	.500	0	2	2	0	0	0	0	0	0	0	5
at Virginia*	26	5	12	.417	4	10	.400	0	0	.000	0	0	0	0	0	0	0	0	0	0	14
PITT*	24	4	8	.500	2	5	.400	1	2	.500	0	1	1	2	0	2	2	1	0	11	
at Miami*																					
NC STATE*																					
at North Carolina*																					
at Wake Forest*																					
DUKE*																					
VIRGINIA*																					
at Clemson*																					
FLORIDA STATE*																					
at Syracuse*																					
GEORGIA TECH*																					
at Boston College*																					
at Pitt*																					
NOTRE DAME*																					
at Duke*																					
SYRACUSE*																					
VIRGINIA TECH*																					
BOSTON COLLEGE*																					

GETTING TO KNOW CURTIS WILLIAMS

- Born Nov. 25, 2004... Son of Rhea Rodgers... Has one sister, Alexis Jones... Major is undecided.
- Personal goals at UoFL are to maintain a 3.5 GPA or higher and go to March Madness.
- Chose to attend UoFL because "I felt like it was a great place for me to develop on and off the court."
- Enjoys sleeping, eating, watching Netflix and hanging out with friends in his spare time.
- The basketball player he most admires is Carmelo Anthony.
- He'd most like to meet Eric Thomas.
- He thinks Michael B. Jordan would play him in a movie about his life.
- Few people know this about him, but he used to swim and play chess.
- When he played basketball as a kid, he always pretended he was Kobe Bryant.
- The best athlete he ever faced was Jordan Crawford.
- His mother had the greatest influence on his basketball career.
- The best moment of his athletic career so far was winning Jr. NBA on a game-winner to go to Florida.

WILLIAMS CAREER STATISTICS

Year	GP	GS	Min	Avg	FG	FGA	Pct	3FG	3FGA	Pct	FT	FTA	Pct	OReb	DReb	Reb	Avg	PF	FO	Ast	TO	Blk	Stl	Pts	Avg
2023-24	14	0	209	15.0	29	75	.387	15	42	.357	2	4	.500	3	10	13	0.9	9	0	7	10	1	3	75	5.4
TOTAL	14	0	209	15.0	29	75	.387	15	42	.357	2	4	.500	3	10	13	0.9	9	0	7	10	1	3	75	5.4

SEASON/UOFL CAREER HIGHS

POINTS

Season 16, vs. Pepperdine, 12/17/23
Career Same

REBOUNDS

Season 2, 4x, last vs. Kentucky, 12/21/23
Career Same

FIELD GOALS

Season 6, vs. Pepperdine, 12/17/23
Career Same

FIELD GOALS ATTEMPTED

Season 12, at Virginia, 1/3/24
Career Same

THREE-POINT FIELD GOALS

Season 4, 2x, last at Virginia, 1/3/24
Career Same

THREE-POINT FIELD GOALS ATTEMPTED

Season 10, at Virginia, 1/3/24
Career Same

FREE THROWS

Season 1, 2x, last vs. Pitt, 1/6/24
Career Same

FREE THROWS ATTEMPTED

Season 2, 2x, last vs. Pitt, 1/6/24
Career Same

ASSISTS

Season 2, vs. Pitt, 1/6/24
Career Same

BLOCKED SHOTS

Season 1, vs. Pitt, 1/6/24
Career Same

STEALS

Season 1, 3x, last vs. Pepperdine, 12/17/23
Career Same

MINUTES PLAYED

Season 26, at Virginia, 1/3/24
Career Same

CURTIS WILLIAMS FILE

- Scored 14 points and made four 3-pointers in a career-high 26 minutes at Virginia on Jan. 3
- Scored career-high 16 points and made 4 of 5 3-pointers against Pepperdine on Dec. 17
- Averaged 16.2 points, 6.5 rebounds and 2.7 assists as a senior at Brother Rice High School in Bloomfield Hills, Mich.
- Named runner-up for Michigan's 2023 Mr. Basketball award
- Led Brother Rice to a 22-2 record and helped the Warriors claim their first outright CHSL Central Division title since 1996
- Averaged 16.8 points and 7.7 rebounds per game as a junior at Brother Rice
- Ranked as No. 73 player in the 2023 Rivals rankings, No. 77 in the 247Sports Composite and No. 84 in ESPN100



#4 TY-LAUR JOHNSON

FRESHMAN | GUARD | 6-0 | 160 | FR
BROOKLYN, N.Y. (OUR SAVIOUR LUTHERAN SCHOOL)
Years at UofL: 1 | Years in college: 1 | Eligibility (including this year): 4

Opp.	GS	Min	FG	A	Pct	3FG	A	Pct	FT	A	Pct	O	D	T	PF	FO	A	TO	B	S	Pts
UMBC		21	4	6	.667	1	2	.500	3	4	.750	1	1	2	3	0	2	1	0	1	12
CHATTANOOGA		16	1	5	.200	0	2	.000	2	1.000	1	0	1	3	0	1	2	0	1	4	
COPPIN STATE		19	2	3	.667	0	1	.000	4	5	.800	1	0	1	0	0	2	5	1	2	8
vs. Texas		25	2	4	.500	0	1	.000	10	12	.833	0	0	0	1	0	6	2	1	0	14
vs. Indiana		17	1	5	.200	0	1	.000	4	4	1.000	0	0	0	5	1	4	1	0	1	6
NEW MEXICO ST.		29	2	6	.333	0	2	.000	6	9	.667	2	0	2	4	0	6	4	0	1	10
BELLARMINE		18	3	9	.333	0	3	.000	2	2	1.000	0	2	2	2	0	5	3	0	0	8
at Virginia Tech*		19	4	8	.500	1	3	.333	1	1	1.000	1	1	2	3	0	0	2	0	2	10
at DePaul		30	4	10	.400	2	5	.400	2	3	.667	0	2	2	5	1	5	1	1	2	12
ARKANSAS STATE	*	22	3	10	.300	1	3	.333	1	2	.500	0	2	2	5	1	3	0	0	1	8
PEPPERDINE	*	25	2	7	.286	1	2	.500	0	0	.000	0	4	4	3	0	4	3	1	2	5
KENTUCKY	*	22	0	6	.000	0	2	.000	2	2	1.000	0	0	0	4	0	4	4	0	1	2
at Virginia*	*	26	2	5	.400	0	2	.000	2	3	.667	1	2	3	2	0	1	4	1	0	6
PITT*	*	32	2	7	.286	1	4	.250	2	2	1.000	0	5	5	3	0	6	5	0	1	7
at Miami*																					
NC STATE*																					
at North Carolina*																					
at Wake Forest*																					
DUKE*																					
VIRGINIA*																					
at Clemson*																					
FLORIDA STATE*																					
at Syracuse*																					
GEORGIA TECH*																					
at Boston College*																					
at Pitt*																					
NOTRE DAME*																					
at Duke*																					
SYRACUSE*																					
VIRGINIA TECH*																					
BOSTON COLLEGE*																					

GETTING TO KNOW TY-LAUR JOHNSON

- Born Feb. 11, 2004... Son of Raamel and Tiffany... Major is undecided.
- Chose to attend UofL because "this was the best fit for me and a dream school."
- Enjoys playing games and watching movies in his spare time.
- The basketball player he most admires is Kyrie Irving.
- If you walked into his dorm room, the first thing you would notice is the LED lights.
- He'd most like to meet Michael Jordan.
- His personal goal at UofL is to graduate.
- His family had the greatest influence on his basket-

ball career.

- The best moment of his athletic career so far was scoring 1,000 points in two years.
- He thinks the best thing about being a Cardinal is the people that you are around.
- The thing he's most proud of is being a Division I basketball player.
- The best basketball advice anyone ever gave him was "trust the process."
- The reason he wears No. 4 is because his former number (2) is retired at Louisville, so he multiplied it by two.

SEASON/UOFL CAREER HIGHS

POINTS

Season 14, vs. Texas, 11/19/23
 Career Same

REBOUNDS

Season 5, vs. Pitt, 1/6/24
 Career Same

FIELD GOALS

Season 4, 3x, last at DePaul, 12/9/23
 Career Same

FIELD GOALS ATTEMPTED

Season 10, 2x, last vs. Arkansas State, 12/13/23
 Career Same

THREE-POINT FIELD GOALS

Season 2, at DePaul, 12/9/23
 Career Same

THREE-POINT FIELD GOALS ATTEMPTED

Season 5, at DePaul, 12/9/23
 Career Same

FREE THROWS

Season 10, vs. Texas, 11/19/23
 Career Same

FREE THROWS ATTEMPTED

Season 12, vs. Texas, 11/19/23
 Career Same

ASSISTS

Season 6, 3x, last vs. Pitt, 1/6/24
 Career Same

BLOCKED SHOTS

Season 1, 5x, last at Virginia, 1/3/24
 Career Same

STEALS

Season 2, 4x, last vs. Pepperdine, 12/17/23
 Career Same

MINUTES PLAYED

Season 32, vs. Pitt, 1/6/24
 Career Same

TY-LAUR JOHNSON FILE

- Had career-high 14 points and six assists vs. Texas in return to New York City on Nov. 19
- Scored 12 points with two assists in 21 minutes in his first college game against UMBC on Nov. 6
- Averaged 18.4 points, 5.7 assists, 4.8 rebounds and 2.5 steals per game as a senior at Our Saviour Lutheran in the Overtime Elite League.
- Played junior season at St. Benedict's Prep in Newark, N.J., and was named an honorable mention to MaxPreps' 2021-22 Junior All-America Team
- Named 2022 NJ Prep Player of the Year
- Averaged 26 points, six assists, six rebounds and four steals while shooting 38% from 3-point range; squad 25-1 and ranked sixth in National Top 20
- Earned First Team All-Peach Jam honors after averaging 21.7 points per outing and named Peach Jam All-Defensive Team

JOHNSON CAREER STATISTICS

Year	GP	GS	Min	Avg	FG	FGA	Pct	3FG	3FGA	Pct	FT	FTA	Pct	Oreb	DReb	Reb	Avg	PF	FO	Ast	TO	Blk	Stl	Pts	Avg
2023-24	14	5	321	22.9	32	91	.352	7	33	.212	41	51	.804	7	19	26	1.9	43	3	49	37	5	15	112	8.0
TOTAL	14	5	321	22.9	32	91	.352	7	33	.212	41	51	.804	7	19	26	1.9	43	3	49	37	5	15	112	8.0



#5 BRANDON HUNTLEY-HATFIELD

JUNIOR | FORWARD | 6-10 | 240 | 1L
CLARKSVILLE, TENN. (UNIV. OF TENNESSEE)
Years at UofL: 2 | Years in college: 3 | Eligibility (including this year): 2

Opp.	GS	Min	FG	A	Pct	3FG	A	Pct	FT	A	Pct	O	D	T	PF	FO	A	TO	B	S	Pts
UMBC	*	19	2	4	.500	0	1	.000	1	3	.333	5	5	10	3	0	1	3	1	1	5
CHATTANOOGA	*	32	3	7	.429	0	0	.000	0	0	.000	5	9	14	3	0	2	2	1	3	6
COPPIN STATE	*	24	3	6	.500	0	1	.000	0	0	.000	2	5	7	0	0	2	1	0	0	6
vs. Texas	*	27	3	6	.500	1	1	1.000	4	4	1.000	3	6	9	5	1	0	1	0	1	11
vs. Indiana	*	35	3	9	.333	0	0	.000	0	0	.000	2	7	9	4	0	2	1	1	0	6
NEW MEXICO ST.	*	22	0	2	.000	0	1	.000	0	0	.000	0	4	4	2	0	0	0	1	0	0
BELLARMINE	*	24	3	5	.600	0	0	.000	3	6	.500	3	7	10	2	0	1	3	2	0	9
at Virginia Tech*	*	38	4	6	.667	0	1	.000	6	6	1.000	2	7	9	3	0	0	1	1	0	14
at DePaul	*	27	1	2	.500	0	0	.000	2	4	.500	1	5	6	5	1	0	0	0	1	4
ARKANSAS STATE	*	31	4	7	.571	0	0	.000	12	14	.857	5	6	11	1	0	0	0	2	0	20
PEPPERDINE	*	31	6	11	.545	0	0	.000	8	11	.727	6	6	12	1	0	2	1	2	0	20
KENTUCKY	*	34	8	8	1.000	0	0	.000	0	0	.000	3	8	11	1	0	0	2	0	1	16
at Virginia*	*	33	3	6	.500	0	1	.000	3	4	.750	1	4	5	2	0	2	1	1	0	9
PITT*	*	30	1	3	.333	0	1	.000	1	2	.500	1	2	3	2	0	1	2	0	0	3
at Miami*																					
NC STATE*																					
at North Carolina*																					
at Wake Forest*																					
DUKE*																					
VIRGINIA*																					
at Clemson*																					
FLORIDA STATE*																					
at Syracuse*																					
GEORGIA TECH*																					
at Boston College*																					
at Pitt*																					
NOTRE DAME*																					
at Duke*																					
SYRACUSE*																					
VIRGINIA TECH*																					
BOSTON COLLEGE*																					

GETTING TO KNOW BRANDON HUNTLEY-HATFIELD

- Born Aug. 6, 2003 ... Son of Antoinette Huntley and Brian Hatfield ... Has four siblings: Danielle, Zoe, JR and Roger ... Major is sport administration.
- Personal goal at UofL is to win a national championship.
- Chose to attend UofL because "I trusted that KP knew what I wanted, and he devoted himself to helping me rescue my family."
- Enjoys watching Netflix and playing Call of Duty in his spare time.
- God has had the greatest influence on his athletic career.
- Most proud of never giving up.
- Best moment of his athletic career was going to college.
- Best basketball advice given to him is to "fall in love with the process."
- When he played basketball as a kid, he pretended he was Kyrie Irving.
- Best thing about being a Cardinal is competing every day.
- The best athlete he ever faced is Michael Beasley.
- Would most like to meet Odell Beckham Jr., Gervonta Davis and LeBron James.

SEASON/UOFL CAREER HIGHS

POINTS

Season 20, 2x, last vs. Pepperdine, 12/17/23
 Career Same

REBOUNDS

Season 14, vs. Chattanooga, 11/10/23
 Career Same

FIELD GOALS

Season 8, vs. Kentucky, 12/21/23
 Career Same

FIELD GOALS ATTEMPTED

Season 11, vs. Pepperdine, 12/17/23
 Career 11, 2x, last vs. Pepperdine, 12/17/23

THREE-POINT FIELD GOALS

Season 1, vs. Texas, 11/19/23
 Career 2, vs. Western Kentucky, 12/14/22

THREE-POINT FIELD GOALS ATTEMPTED

Season 1, 7x, last vs. Pitt, 1/6/24
 Career 3, vs. Western Kentucky, 12/14/22

FREE THROWS

Season 12, vs. Arkansas State, 12/13/23
 Career Same

FREE THROWS ATTEMPTED

Season 14, vs. Arkansas State, 12/13/23
 Career Same

ASSISTS

Season 2, 5x, last at Virginia, 1/3/24
 Career 3, vs. Bellarmine, 11/9/22

BLOCKED SHOTS

Season 2, 3x, last vs. Pepperdine, 12/17/23
 Career 3, 3x, last at Georgia Tech, 2/25/23

STEALS

Season 3, vs. Chattanooga, 11/10/23
 Career 4, vs. Texas Tech, 11/22/22

MINUTES PLAYED


Season 38, at Virginia Tech, 12/3/23
 Career 38, 3x, last at Virginia Tech, 12/3/23

HUNTLEY-HATFIELD FILE

- Tied his career high in points (20) in back-to-back games with double-doubles vs. Arkansas State (11 rebounds) and Pepperdine (12 rebounds)
- Grabbed career-high 14 rebounds with three steals against Chattanooga on Nov. 10
- Started 21 of 24 games last season, averaging 6.7 points and a team-high 5.4 rebounds
- Recorded his second career double-double with 12 points and career-high 12 rebounds in 38 minutes at NC State on Dec. 22, 2022
- Recorded first career double-double with 12 points and 10 rebounds vs. App State on 11/25/22
- Named to 2022-23 ACC All-Academic Team

HUNTLEY-HATFIELD CAREER STATISTICS

Year	GP	GS	Min	Avg	FG	FGA	Pct	3FG	3FGA	Pct	FT	FTA	Pct	OReb	DReb	Reb	Avg	PF	FO	Ast	TO	Blk	Stl	Pts	Avg	
At Tennessee																										
2021-22	35	13	440	12.6	59	129	.457	2	13	.154	16	27	.593	42	61	103	2.9	28	0	11	32	12	12	136	3.9	
At Louisville																										
2022-23	24	21	615	25.6	60	127	.472	5	18	.278	36	48	.750	38	91	129	5.4	45	0	15	46	18	15	161	6.7	
2023-24	14	14	406	29.0	44	82	.537	1	7	.143	40	54	.741	39	81	120	8.6	34	2	13	18	12	7	129	9.2	
Total	73	48	1460	20.0	163	339	.481	8	38	.211	92	129	.713	120	233	353	4.8	107	2	39	96	42	34	426	5.8	



#10 KALEB GLENN

FRESHMAN | FORWARD | 6-6 | 205 | HS LOUISVILLE, KY. (LA LUMIERE SCHOOL)

Years at UofL: 1 | Years in college: 1 | Eligibility (including this year): 4

Opp.	GS	Min	FG	A	Pct	3FG	A	Pct	FT	A	Pct	O	D	T	PF	FO	A	TO	B	S	Pts
UMBC	3	0	1	.000	0	1	.000	0	0	.000	1	1	2	0	0	1	0	0	0	0	0
CHATTANOOGA	5	0	1	.000	0	1	.000	0	3	.000	1	1	2	1	0	0	1	0	0	0	0
COPPIN STATE	3	0	0	.000	0	0	.000	0	0	.000	1	1	2	1	0	0	0	0	0	0	0
vs. Texas	1	0	0	.000	0	0	.000	0	0	.000	0	0	0	0	0	0	0	0	0	0	0
vs. Indiana	12	2	3	.667	0	0	.000	1	2	.500	1	2	3	2	0	0	1	0	1	0	5
NEW MEXICO ST.	7	0	1	.000	0	0	.000	0	0	.000	0	0	0	0	0	0	0	0	0	1	0
BELLARMINE	12	1	3	.333	0	0	.000	0	2	.000	4	3	7	3	0	0	0	0	0	0	2
at Virginia Tech*	4	0	0	.000	0	0	.000	0	0	.000	0	0	0	4	0	0	1	0	0	0	0
at DePaul	* 13	0	0	.000	0	0	.000	0	0	.000	0	2	2	0	0	0	1	0	0	0	0
ARKANSAS STATE	4	0	0	.000	0	0	.000	0	0	.000	0	1	1	0	0	0	0	1	0	0	0
PEPPERDINE	13	2	6	.333	0	0	.000	0	0	.000	2	3	5	3	0	1	0	0	0	0	4
KENTUCKY	12	0	2	.000	0	0	.000	0	0	.000	0	4	4	0	0	0	0	0	0	0	0
at Virginia*	17	0	1	.000	0	0	.000	0	0	.000	0	3	3	0	0	0	0	0	0	1	0
PITT*	23	5	7	.714	0	0	.000	0	0	.000	3	4	7	2	0	0	3	0	1	0	10
at Miami*																					
NC STATE*																					
at North Carolina*																					
at Wake Forest*																					
DUKE*																					
VIRGINIA*																					
at Clemson*																					
FLORIDA STATE*																					
at Syracuse*																					
GEORGIA TECH*																					
at Boston College*																					
at Pitt*																					
NOTRE DAME*																					
at Duke*																					
SYRACUSE*																					
VIRGINIA TECH*																					
BOSTON COLLEGE*																					

GETTING TO KNOW KALEB GLENN

- Born Nov. 8, 2004... Son of Victor Glenn and Jacqueline Croom... Has five siblings: Kamren, Bray, Zion, Zaire and Gianna... Major is sport administration.
- His father Victor played football at UofL as a wide receiver from 2001-03.
- Personal goal at UofL is to get the program back to March Madness.
- Chose to attend UofL "to play for my hometown and to be the next hometown great."
- Enjoys listening to music, playing Madden and watching sports in his spare time.
- The basketball players he most admires are Giannis

- Antetokounmpo and LeBron James.
- He'd most like to meet Jay-Z or LeBron James.
- Few people know this about him, but he used to play on a chess team.
- The best athlete he ever faced was his dad.
- The best moment of his athletic career so far was hitting the game-winner to send Male to the state tournament while scoring 38 points.
- The best basketball advice anyone ever gave him was "don't be afraid to work on weaknesses."
- The reason he wears No. 10 is "to do something new and because it's my mom's birthday."

SEASON/UOFL CAREER HIGHS

POINTS

Season 10, vs. Pitt, 1/6/24
Career Same

REBOUNDS

Season 7, 2x, last vs. Pitt, 1/6/24
Career Same

FIELD GOALS

Season 5, vs. Pitt, 1/6/24
Career Same

FIELD GOALS ATTEMPTED

Season 7, vs. Pitt, 1/6/24
Career Same

THREE-POINT FIELD GOALS

Season 0
Career Same

THREE-POINT FIELD GOALS ATTEMPTED

Season 1, 2x, last vs. Chattanooga, 11/10/23
Career Same

FREE THROWS

Season 1, vs. Indiana, 11/20/23
Career Same

FREE THROWS ATTEMPTED

Season 3, vs. Chattanooga, 11/10/23
Career Same

ASSISTS

Season 1, 2x, last vs. Pepperdine, 12/17/23
Career Same

BLOCKED SHOTS

Season 1, vs. Arkansas State, 12/13/23
Career Same

STEALS

Season 1, 4x, last vs. Pitt, 1/6/24
Career Same

MINUTES PLAYED


Season 23, vs. Pitt, 1/6/24
Career Same

KALEB GLENN FILE

- Had career-high 10 points and seven rebounds on 5-of-7 shooting against Pitt on Jan. 6
- Scored for first time in college with five points and three rebounds against Indiana on Nov. 20
- Originally from Louisville but transferred to play senior season at La Lumiere School in La Porte, Ind.
- Averaged 15.2 points and 9.1 rebounds as a senior at La Lumiere while shooting 54% from the field, 39% from 3 and 82% from the free-throw line
- Averaged 21.6 points and 12.6 rebounds (fifth in the state as a junior at Louisville Male, shooting 64.4% from the field and 36% from deep
- Was named Seventh Region Player of the Year and a First-Team All-State selection by the Courier Journal
- Ranked No. 64 player in the nation in 2023 ESPN100 rankings, No. 72 in Rivals and No. 73 in 247Composite

GLENN CAREER STATISTICS

Year	GP	GS	Min	Avg	FG	FGA	Pct	3FG	3FGA	Pct	FT	FTA	Pct	OReb	DReb	Reb	Avg	PF	FO	Ast	TO	Blk	Stl	Pts	Avg
2023-24	14	1	128	9.2	10	25	.400	0	2	.000	1	7	.143	13	25	38	2.7	16	0	2	7	1	4	21	1.5
TOTAL	14	1	128	9.2	10	25	.400	0	2	.000	1	7	.143	13	25	38	2.7	16	0	2	7	1	4	21	1.5



#11 DENNIS EVANS

**FRESHMAN | CENTER | 7-1 | 215 | HS
RIVERSIDE, CALIF. (HILLCREST HS)**

Years at UofL: 1 | Years in college: 1 | Eligibility (including this year): 4

Opp.	GS	Min	FG	A	Pct	3FG	A	Pct	FT	A	Pct	O	D	T	PF	FO	A	TO	B	S	Pts
UMBC	*	16	3	5	.600	0	0	.000	1	2	.500	2	0	2	0	0	0	0	2	0	7
CHATTANOOGA	*	15	1	1	1.000	0	0	.000	0	0	.000	1	2	3	1	0	0	0	0	0	2
COPPIN STATE		5	0	0	.000	0	0	.000	0	0	.000	1	0	1	0	0	0	0	0	0	0
vs. Texas	*	13	1	1	1.000	0	0	.000	0	0	.000	0	0	0	5	1	0	0	2	0	2
vs. Indiana	*	7	0	0	.000	0	0	.000	0	0	.000	0	0	0	2	0	0	0	1	0	0
NEW MEXICO ST.	*	3	0	0	.000	0	0	.000	0	0	.000	0	0	0	0	0	0	0	0	0	0
BELLARMINE		5	0	1	.000	0	0	.000	0	0	.000	0	0	0	0	0	0	0	0	0	0
at Virginia Tech*	DNP																				
at DePaul	DNP																				
ARKANSAS STATE	DNP																				
PEPPERDINE	DNP																				
KENTUCKY	DNP																				
at Virginia*	DNP																				

SEASON/UOFL CAREER HIGHS

POINTS

Season 7, vs. UMBC, 11/6/23
Career Same

REBOUNDS

Season 3, vs. Chattanooga, 11/10/23
Career Same

FIELD GOALS

Season 3, vs. UMBC, 11/6/23
Career Same

FIELD GOALS ATTEMPTED

Season 5, vs. UMBC, 11/6/23
Career Same

THREE-POINT FIELD GOALS

Season 0
Career Same

THREE-POINT FIELD GOALS ATTEMPTED

Season 0
Career Same

FREE THROWS

Season 1, vs. UMBC, 11/6/23
Career Same

FREE THROWS ATTEMPTED

Season 2, vs. UMBC, 11/6/23
Career Same

ASSISTS

Season 0
Career Same

BLOCKED SHOTS

Season 2, 2x, last vs. Texas, 11/19/23
Career Same

STEALS

Season 0
Career Same

MINUTES PLAYED

Season 16, vs. UMBC, 11/6/23
Career Same

DENNIS EVANS FILE

- Announced on Jan. 4 that he will not be medically cleared to compete for UofL moving forward; no additional information released out of respect for Evans' privacy
- Scored seven points with two blocks in his college debut against UMBC on Nov. 6
- Averaged 14.7 points, 10.6 rebounds, 5.9 blocks and 2.3 assists per game as a senior at Hillcrest High School in Riverside, Calif.
- Finished career as school's all-time leader in blocks (563) and triple-doubles (7). Also finished second in scoring (1,083 career points) and rebounds (794)
- Has 9-foot-8 standing reach and 7-7 wingspan
- Was a member of the U17 USA Basketball team that won the gold last summer in the FIBA championships in Malaga, Spain. Also previously a participant in the USA junior national team training camp

GETTING TO KNOW DENNIS EVANS

- Born July 13, 2005... Son of Dennis and Tayonah Evans... Major is undecided.
- The basketball player he most admires is Hakeem Olajuwon.
- He'd most like to meet Hakeem Olajuwon.
- When he played basketball as a kid, he always pre-

tended he was Dikembe Mutombo.

- The best basketball advice anyone ever gave him was "take it day by day."
- His favorite book is The Five Ancestors.
- His favorite food is barbecue chicken.
- His favorite midnight snack is fruit snacks.

EVANS CAREER STATISTICS

Year	GP	GS	Min	Avg	FG	FGA	Pct	3FG	3FGA	Pct	FT	FTA	Pct	Oreb	DReb	Reb	Avg	PF	FO	Ast	TO	Blk	Stl	Pts	Avg
2023-24	7	5	64	9.2	5	8	.625	0	0	.000	1	2	.500	4	2	6	0.9	9	1	0	0	5	0	11	1.6
TOTAL	7	5	64	9.2	5	8	.625	0	0	.000	1	2	.500	4	2	6	0.9	9	1	0	0	5	0	11	1.6



#12 JJ TRAYNOR

SENIOR | FORWARD | 6-8 | 190 | 3L
BARDSTOWN, KY. (BARDSTOWN HS)
Years at UofL: 4 | Years in college: 4 | Eligibility (including this year): 2

Opp.	GS	Min	FG	A	Pct	3FG	A	Pct	FT	A	Pct	O	D	T	PF	FO	A	TO	B	S	Pts
UMBC		26	6	10	.600	1	3	.333	0	3	.000	1	2	3	1	0	0	0	0	0	13
CHATTANOOGA		20	3	6	.500	1	1	1.000	0	0	.000	0	1	1	5	1	0	3	0	0	7
COPPIN STATE	*	22	3	9	.333	1	3	.333	0	0	.000	1	2	3	1	0	0	1	0	2	7
vs. Texas		26	3	7	.429	1	2	.500	4	4	1.000	3	3	6	3	0	0	0	0	0	11
vs. Indiana		18	3	6	.500	1	2	.500	2	4	.500	1	3	4	2	0	0	1	0	0	9
NEW MEXICO ST.		34	9	14	.643	1	4	.250	1	3	.333	3	6	9	2	0	1	1	0	0	20
BELLARMINE	*	30	3	5	.600	0	2	.000	0	0	.000	1	5	6	2	0	0	2	2	0	6
at Virginia Tech*	*	28	3	7	.429	1	2	.500	1	2	.500	2	3	5	2	0	0	0	2	0	8
at DePaul		DNP																			
ARKANSAS STATE		DNP																			
PEPPERDINE		DNP																			
KENTUCKY		DNP																			
at Virginia*		DNP																			

SEASON/UOFL CAREER HIGHS

POINTS

Season 20, vs. New Mexico State, 11/26/23
 Career Same

REBOUNDS

Season 9, vs. New Mexico State, 11/26/23
 Career 9, 3x, last vs. New Mexico State, 11/26/23

FIELD GOALS

Season 9, vs. New Mexico State, 11/26/23
 Career Same

FIELD GOALS ATTEMPTED

Season 14, vs. New Mexico State, 11/26/23
 Career Same

THREE-POINT FIELD GOALS

Season 1, 7x, last at Virginia Tech, 12/3/23
 Career 4, at Duke, 2/20/23

THREE-POINT FIELD GOALS ATTEMPTED

Season 4, vs. New Mexico State, 11/26/23
 Career 5, 2x, last at Duke, 2/20/23

FREE THROWS

Season 4, vs. Texas, 11/19/23
 Career 4, vs. Clemson, 2/18/23

FREE THROWS ATTEMPTED

Season 4, 2x, last vs. Texas, 11/19/23
 Career 4, 7x, last vs. Indiana, 11/20/23

ASSISTS

Season 1, vs. New Mexico State, 11/26/23
 Career 3, at #19/20 Miami, 2/11/23

BLOCKED SHOTS

Season 2, 2x, last at Virginia Tech, 12/3/23
 Career 4, vs. Clemson, 2/18/23

STEALS

Season 2, vs. Coppin State, 11/15/23
 Career 3, vs. Western Kentucky, 12/14/22

MINUTES PLAYED

Season 34, vs. New Mexico State, 11/26/23
 Career 36, at Georgia Tech, 2/25/23

JJ TRAYNOR FILE

- Re-injured his shoulder in practice on Jan. 5 and will miss the remainder of the season; expected to have surgery to repair left shoulder
- Set career highs for points (20), field goals (9) and attempts (14) vs. New Mexico State on Nov. 26
- Had game-winning dunk vs. UMBC on Nov. 6
- Appeared in all 32 games and made 15 starts last season, including the final 12 games; averaged 6.9 points and 3.8 rebounds per game
- Received one vote for ACC Most Improved Player
- Averaged 11.4 points and 6.0 rebounds and shot 50% from 3 over the last seven games
- Made three-plus times as many 3s in junior season (23) as he did in first two seasons combined (7)

GETTING TO KNOW JJ TRAYNOR

- Born May 3, 2002 ... Son of Toya Goodwin and Jason Osborne ... Has two older brothers (Stephan Traynor, William Hires) and one older sister (Brooke Osborne) ... Major is sport administration.
- Personal goals at UofL are to "win a national championship and get my degree."
- Enjoys playing video games and hanging with friends in his spare time.
- Chose to attend UofL because "it was my dream school."
- Few people know that "I didn't play basketball in the eighth grade."
- His mother and Dion Lee, his Louisville Legends AAU coach, has had the greatest influence on his athletic career.
- Traynor's father Jason Osborne played two years at UofL (1993-95) and was a McDonald's All-American at Louisville Male High School, where he was Kentucky's Mr. Basketball in 1993.

TRAYNOR CAREER STATISTICS

Year	GP	GS	Min	Avg	FG	FGA	Pct	3FG	3FGA	Pct	FT	FTA	Pct	OReb	DReb	Reb	Avg	PF	FO	Ast	TO	Blk	Stl	Pts	Avg
2020-21	20	0	262	13.1	27	55	.491	5	10	.500	19	29	.655	14	26	40	2.0	23	1	1	8	11	2	78	3.9
2021-22	10	1	82	8.2	7	18	.389	2	6	.333	0	0	.000	6	8	14	1.4	11	0	1	5	1	2	16	1.6
2022-23	32	15	818	25.6	91	192	.474	23	73	.315	16	22	.727	40	81	121	3.8	47	1	20	32	16	13	221	6.9
2023-24	8	3	204	25.6	33	64	.516	7	19	.368	8	16	.500	12	25	37	4.6	18	1	1	8	4	2	81	10.1
Total	70	19	1366	19.5	158	329	.480	37	108	.343	43	67	.642	72	140	212	3.0	99	3	23	53	32	19	396	5.7



#13 DANILO JOVANOVIĆ

SOPHOMORE | FORWARD | 6-8 | 220 | TR
MILWAUKEE, WIS. (UNIVERSITY OF MIAMI)
Years at UofL: 1 | Years in college: 2 | Eligibility (including this year): 3

Opp.	GS	Min	FG	A	Pct	3FG	A	Pct	FT	A	Pct	O	D	T	PF	FO	A	TO	B	S	Pts
UMBC		3	0	1	.000	0	1	.000	0	0	.000	0	1	1	0	0	0	0	0	0	0
CHATTANOOGA		5	0	1	.000	0	0	.000	0	0	.000	1	0	1	0	0	0	0	1	0	0
COPPIN STATE		10	0	2	.000	0	1	.000	0	0	.000	1	3	4	2	0	0	1	0	1	0
vs. Texas	DNP																				
vs. Indiana		2	0	0	.000	0	0	.000	0	0	.000	0	0	0	0	0	0	0	0	0	0
NEW MEXICO ST.	DNP																				
BELLARMINE		2	0	1	.000	0	1	.000	0	0	.000	0	0	0	0	0	0	0	0	0	0
at Virginia Tech*	DNP																				
at DePaul	DNP																				
ARKANSAS STATE		13	0	2	.000	0	0	.000	0	1	.000	1	0	1	0	0	0	0	0	0	0
PEPPERDINE	DNP																				
KENTUCKY		6	1	1	1.000	0	0	.000	1	1	1.000	0	1	1	0	0	0	0	0	0	3
at Virginia*	*	25	2	5	.400	0	2	.000	0	0	.000	3	1	4	1	0	2	0	0	1	4
PITT*	*	11	0	1	.000	0	0	.000	2	2	1.000	0	0	0	1	0	0	1	0	0	2
at Miami*																					
NC STATE*																					
at North Carolina*																					
at Wake Forest*																					
DUKE*																					
VIRGINIA*																					
at Clemson*																					
FLORIDA STATE*																					
at Syracuse*																					
GEORGIA TECH*																					
at Boston College*																					
at Pitt*																					
NOTRE DAME*																					
at Duke*																					
SYRACUSE*																					
VIRGINIA TECH*																					
BOSTON COLLEGE*																					

GETTING TO KNOW DANILO JOVANOVIĆ

- Born Oct. 9, 2003... Son of Milan and Bozana Jovanovich... Has a brother, Dimitrije, and a sister, Marina Pavlik.
- Chose to attend UofL of "the great coaching staff and because it is a very historic program."
- The basketball player he most admires is Dwyane Wade.
- He'd most like to meet Megan Fox.
- Few people know this about him, but he can't ride a bike.
- When he played basketball as a kid, he always pretended he was Dwyane Wade.
- The best athlete he ever faced was Bam Adebayo.
- The best moment of his athletic career so far was going to the Final Four at Miami.
- The best basketball advice anyone ever gave him was "hard work beats talent."
- He wears the No. 22 because he was born on the 22nd of May.

SEASON/UOFL CAREER HIGHS

POINTS

Season 4, at Virginia, 1/3/24
 Career Same

REBOUNDS

Season 4, 2x, last at Virginia, 1/3/24
 Career Same

FIELD GOALS

Season 2, at Virginia, 1/3/24
 Career Same

FIELD GOALS ATTEMPTED

Season 5, at Virginia, 1/3/24
 Career Same

THREE-POINT FIELD GOALS

Season 0
 Career Same

THREE-POINT FIELD GOALS ATTEMPTED

Season 2, at Virginia, 1/3/24
 Career Same

FREE THROWS

Season 2, vs. Pitt, 1/6/24
 Career Same

FREE THROWS ATTEMPTED

Season 2, vs. Pitt, 1/6/24
 Career Same

ASSISTS

Season 2, at Virginia, 1/3/24
 Career Same

BLOCKED SHOTS

Season 1, vs. Chattanooga, 11/10/23
 Career Same

STEALS

Season 1, 2x, last at Virginia, 1/3/24
 Career Same

MINUTES PLAYED

Season 25, at Virginia, 1/3/24
 Career Same

DANILO JOVANOVIĆ FILE

- Made first career start at Virginia on Jan. 3, scoring four points in a career-high 25 minutes
- Transfer from Miami who appeared in one game for the Hurricanes as a freshman in 2022-23 before opting for a redshirt season
- Averaged 29 points, 11 rebounds and four assists per game as a senior at Whitnall High School
- Was named an Associated Press First Team All-State selection, as well as a two-time unanimous conference player of the year and runner-up for 2022 Wisconsin Mr. Basketball
- Competed for Team Herro on the Nike EYBL AAU circuit in 2021, averaging 15.5 points, 6.8 rebounds and 2.2 assists per outing

JOVANOVIĆ CAREER STATISTICS

Year	GP	GS	Min	Avg	FG	FGA	Pct	3FG	3FGA	Pct	FT	FTA	Pct	OReb	DReb	Reb	Avg	PF	FO	Ast	TO	Blk	Stl	Pts	Avg
At Miami																									
2022-23	1	0	2	2.0	0	0	.000	0	0	.000	0	0	.000	0	0	0	0.0	0	0	0	0	0	0	0	0.0
At Louisville																									
2023-24	9	2	76	8.4	3	14	.214	0	5	.000	3	4	.750	6	6	12	1.3	4	0	2	2	1	2	9	1.0
Total	10	2	78	7.8	3	14	.214	0	5	.000	3	4	.750	6	6	12	1.2	4	0	2	1	1	2	9	0.9



#15 HERCY MILLER

JUNIOR | GUARD | 6-3 | 175 | 1L
LOS ANGELES, CALIF. (TENNESSEE STATE UNIV.)
Years at UofL: 2 | Years in college: 3 | Eligibility (including this year): 2

Opp.	GS	Min	FG	A	Pct	3FG	A	Pct	FT	A	Pct	O	D	T	PF	FO	A	TO	B	S	Pts	
UMBC	DNP																					
CHATTANOOGA	DNP																					
COPPIN STATE	3	0	2	.000	0	1	.000	0	0	.000	0	0	0	0	0	0	0	1	0	0	0	
vs. Texas	DNP																					
vs. Indiana	DNP																					
NEW MEXICO ST.	DNP																					
BELLARMINE	DNP																					
at Virginia Tech*	DNP																					
at DePaul	DNP																					
ARKANSAS STATE	2	1	1	1.000	0	0	.000	0	0	.000	0	0	0	0	0	0	0	0	0	0	2	
PEPPERDINE	4	1	1	1.000	1	1	1.000	0	0	.000	0	0	0	1	0	0	0	0	0	0	3	
KENTUCKY	2	0	1	.000	0	1	.000	2	2	1.000	0	0	0	0	0	1	1	0	1	0	2	
at Virginia*	4	0	0	.000	0	0	.000	1	2	.500	0	0	0	1	0	1	0	0	0	0	1	
PITT*	2	1	1	1.000	1	1	1.000	0	0	.000	0	0	0	0	0	1	0	0	0	0	3	
at Miami*																						
NC STATE*																						
at North Carolina*																						
at Wake Forest*																						
DUKE*																						
VIRGINIA*																						
at Clemson*																						
FLORIDA STATE*																						
at Syracuse*																						
GEORGIA TECH*																						
at Boston College*																						
at Pitt*																						
NOTRE DAME*																						
at Duke*																						
SYRACUSE*																						
VIRGINIA TECH*																						
BOSTON COLLEGE*																						

GETTING TO KNOW HERCY MILLER

- Born March 28, 2002 ... Son of Sonya and Percy Miller ... Has eight siblings: Mercy, Vercy, Romeo, Veno, Intylyana, Itali, Tytyana and Cymphonique ... Major is business.
- Personal goal at UofL is to win a national title.
- Enjoys playing the piano, cleaning and playing video games in his spare time.
- His father and brothers have had the greatest influence on his athletic career.

- The basketball players he most admires are Chris Paul, Kobe Bryant, Michael Jordan, Kyrie Irving, Allen Iverson and Damian Lillard.
- When he played basketball as a kid, he pretended he was Allen Iverson.
- Chose No. 15 jersey because it's a family number, and his father and brother both wore it.

SEASON/UOFL CAREER HIGHS

POINTS

Season 3, 2x, last vs. Pitt, 1/6/24
 Career 10, at Pitt, 2/7/23

REBOUNDS

Season 0
 Career 6, vs. App State, 11/15/22

FIELD GOALS

Season 1, 3x, last vs. Pitt, 1/6/24
 Career 2, 4x, last vs. Virginia Tech, 2/28/23

FIELD GOALS ATTEMPTED

Season 2, vs. Coppin State, 11/15/23
 Career 6, at Pitt, 2/7/23

THREE-POINT FIELD GOALS

Season 1, 2x, last vs. Pitt, 1/6/24
 Career 2, at Pitt, 2/7/23

THREE-POINT FIELD GOALS ATTEMPTED

Season 1, 4x, last vs. Pitt, 1/6/24
 Career 4, 2x, last at Pitt, 2/7/23

FREE THROWS

Season 2, vs. Kentucky, 12/21/23
 Career 4, at Pitt, 2/7/23

FREE THROWS ATTEMPTED

Season 2, 2x, last at Virginia, 1/3/24
 Career 4, 2x, last at Pitt, 2/7/23

ASSISTS

Season 1, 3x, last vs. Pitt, 1/6/24
 Career 2, 3x, last at Duke, 2/20/23

BLOCKED SHOTS

Season 0
 Career 1, at Pitt, 2/7/23

STEALS

Season 1, vs. Kentucky, 12/21/23
 Career 2, vs. Texas Tech, 11/22/22

MINUTES PLAYED

Season 4, 2x, last at Virginia, 1/3/24
 Career 25, vs. App State, 11/15/22

HERCY MILLER FILE

- Appeared in 27 games last season, averaging 1.8 points and 1.1 rebounds in 7.4 minutes per outing
- One of two players on the roster with a positive assist-to-turnover ratio
- Scored career-high 10 points with two made 3s at Pitt on Feb. 7
- Added five points and six rebounds in a career-high 25 minutes against App State on Nov. 15
- Named to 2022-23 ACC All-Academic Team
- Averaged 10.6 points per game as a senior in helping Minnehaha Academy in Minneapolis, Minn., to a 20-1 record, a No. 8 national ranking and the school's fourth straight Class 3A Minnesota state championship in 2020-21

MILLER CAREER STATISTICS

Year	GP	GS	Min	Avg	FG	FGA	Pct	3FG	3FGA	Pct	FT	FTA	Pct	OReb	DReb	Reb	Avg	PF	FO	Ast	TO	Blk	Stl	Pts	Avg	
At Tennessee State																										
2021-22	6	0	61	10.2	3	14	.214	0	4	.000	6	8	.750	0	5	5	0.8	13	1	1	4	0	3	12	2.0	
At Louisville																										
2022-23	27	0	201	7.4	14	49	.286	5	23	.217	15	22	.682	12	18	30	1.1	22	0	12	10	1	4	48	1.8	
2023-24	6	0	18	2.9	3	6	.500	2	4	.500	3	4	.750	0	0	0	0.0	2	0	3	2	0	1	11	1.8	
Total	39	0	278	7.1	20	69	.290	7	31	.226	24	34	.706	12	23	35	0.9	37	1	16	16	1	8	71	1.8	



#22 TRE WHITE

SOPHOMORE | GUARD | 6-7 | 205 | TR
DALLAS, TEXAS (UNIVERSITY OF SOUTHERN CAL)
Years at UoFL: 1 | Years in college: 2 | Eligibility (including this year): 3

Opp.	GS	Min	FG	A	Pct	3FG	A	Pct	FT	A	Pct	O	D	T	PF	FO	A	TO	B	S	Pts
UMBC	*	26	4	10	.400	0	1	.000	3	5	.600	3	6	9	4	0	1	4	0	1	11
CHATTANOOGA	*	31	4	12	.333	1	3	.333	8	9	.889	2	4	6	3	0	2	2	0	0	17
COPPIN STATE	*	33	3	10	.300	2	4	.500	2	4	.500	3	9	12	0	0	1	2	0	1	10
vs. Texas	*	34	6	12	.500	1	3	.333	7	8	.875	2	5	7	3	0	0	2	0	0	20
vs. Indiana	*	30	3	9	.333	1	3	.333	3	6	.500	1	4	5	2	0	1	3	0	2	10
NEW MEXICO ST.	*	36	6	12	.500	1	5	.200	9	13	.692	3	3	6	1	0	1	2	0	3	22
BELLARMINE	*	35	3	8	.375	1	2	.500	7	8	.875	1	3	4	2	0	3	1	0	0	14
at Virginia Tech*	*	34	4	10	.400	1	4	.250	1	1	1.000	0	3	3	1	0	4	3	1	3	10
at DePaul	*	29	3	13	.231	0	3	.000	1	2	.500	4	4	8	1	0	3	1	1	1	7
ARKANSAS STATE	*	31	5	13	.385	0	3	.000	0	0	.000	1	4	5	1	0	0	2	2	1	10
PEPPERDINE	*	33	5	7	.714	0	0	.000	0	1	.000	1	5	6	3	0	3	1	0	2	10
KENTUCKY	*	26	4	8	.500	1	2	.500	2	3	.667	1	1	2	3	0	2	2	1	0	11
at Virginia*	DNP																				
PITT*	DNP																				
at Miami*																					
NC STATE*																					
at North Carolina*																					
at Wake Forest*																					
DUKE*																					
VIRGINIA*																					
at Clemson*																					
FLORIDA STATE*																					
at Syracuse*																					
GEORGIA TECH*																					
at Boston College*																					
at Pitt*																					
NOTRE DAME*																					
at Duke*																					
SYRACUSE*																					
VIRGINIA TECH*																					
BOSTON COLLEGE*																					

GETTING TO KNOW TRE WHITE

- Born Jan. 28, 2003... Son of Anthony White and Sarah Thompson... Has three siblings: Amirah, Alayah and Amir... Major is sport administration.
- Personal goals at UofL are to get First-Team All-Academic, as well as overall and defensive teams, and shoot close to 50-40-80 from the field, 3-point line and the free-throw line.
- Chose to attend UofL "the aura around the program is nothing but greatness, from fans, to players, to nutrition and coaches."
- Enjoys fashion and music in his spare time.
- He says the best thing about being a Cardinal is "the love and support of the fans, and the history."
- The basketball player he most admires is Kobe Bryant.
- Few people know this about him, but he "speaks Pig Latin to my close people in my circle."
- The reason he wears No. 22 is because "it was one of the first numbers I ever wore and I want to live in that joy."

WHITE CAREER STATISTICS

Year	GP	GS	Min	Avg	FG	FGA	Pct	3FG	3FGA	Pct	FT	FTA	Pct	OReb	DReb	Reb	Avg	PF	FO	Ast	TO	Blk	Stl	Pts	Avg	
At USC																										
2022-23	33	29	881	26.7	117	247	.474	13	49	.265	49	71	.690	45	122	167	5.1	71	3	34	40	9	15	296	9.0	
At Louisville																										
2023-24	12	12	377	31.5	50	124	.403	9	33	.273	43	60	.717	22	51	73	6.1	24	0	21	25	5	14	152	12.7	
Total	45	41	1258	28.0	167	371	.450	22	82	.268	92	131	.702	67	173	240	5.3	95	3	55	65	14	29	448	10.0	

SEASON/UOFL CAREER HIGHS

POINTS

Season 22, vs. New Mexico State, 11/26/23
 Career Same

REBOUNDS

Season 12, vs. Coppin State, 11/15/23
 Career Same

FIELD GOALS

Season 6, 2x, last vs. New Mexico State, 11/26/23
 Career Same

FIELD GOALS ATTEMPTED

Season 13, 2x, last vs. Arkansas State, 12/13/23
 Career Same

THREE-POINT FIELD GOALS

Season 2, vs. Coppin State, 11/15/23
 Career Same

THREE-POINT FIELD GOALS ATTEMPTED

Season 5, vs. New Mexico State, 11/26/23
 Career Same

FREE THROWS

Season 9, vs. New Mexico State, 11/26/23
 Career Same

FREE THROWS ATTEMPTED

Season 13, vs. New Mexico State, 11/26/23
 Career Same

ASSISTS

Season 4, at Virginia Tech, 12/3/23
 Career Same

BLOCKED SHOTS

Season 2, vs. Arkansas State, 12/13/23
 Career Same

STEALS

Season 3, 2x, last at Virginia Tech, 12/3/23
 Career Same

MINUTES PLAYED

Season 36, vs. New Mexico State, 11/26/23
 Career Same

TRE WHITE FILE

- Missed last two games with groin injury
- Scored career-high 22 points and sent game to OT with 3-pointer vs. New Mexico State on Nov. 26
- Tallied first career double-double with 10 points and 12 rebounds against Coppin State on Nov. 15
- Had 11 points and nine rebounds in his UofL debut against UMBC on Nov. 6
- Transfer from USC who started 29 of 33 games as a freshman in the 2022-23 season
- Named to the Pac-12 All-Freshman Team after averaging 9.0 points, 5.1 rebounds and 1.0 assists
- Shot 47.4% from the field as the Trojans finished 22-11 and reached the NCAA Tournament
- Averaged 18.2 points, 5.8 rebounds and 4.3 assists as a senior at Prolific Prep in Napa, Calif.



#23 ZAN PAYNE

6TH-SENIOR | GUARD/FORWARD | 6-5 | 230 | 1L
LEXINGTON, KY. (UNIV. OF KENTUCKY)
Years at UofL: 2 | Years in college: 6 | Eligibility (including this year): 1

Opp.	GS	Min	FG	A	Pct	3FG	A	Pct	FT	A	Pct	O	D	T	PF	FO	A	TO	B	S	Pts	
UMBC	DNP																					
CHATTANOOGA	DNP																					
COPPIN STATE	3	0	1	.000	0	0	.000	0	0	.000	0	0	0	0	0	0	0	0	0	0	0	0
vs. Texas	2	0	0	.000	0	0	.000	0	0	.000	0	0	0	0	0	0	0	0	0	0	0	0
vs. Indiana	4	0	0	.000	0	0	.000	0	0	.000	0	0	0	1	0	0	0	0	0	0	0	0
NEW MEXICO ST.	DNP																					
BELLARMINE	DNP																					
at Virginia Tech*	DNP																					
at DePaul	DNP																					
ARKANSAS STATE	1	0	0	.000	0	0	.000	0	0	.000	0	0	0	0	0	0	0	0	0	0	0	0
PEPPERDINE	4	0	0	.000	0	0	.000	0	0	.000	0	0	0	0	0	0	0	0	0	0	0	0
KENTUCKY	2	0	0	.000	0	0	.000	0	0	.000	0	0	0	0	0	0	0	0	0	0	0	0
at Virginia*	4	0	0	.000	0	0	.000	0	0	.000	0	2	2	0	0	0	0	0	0	0	0	0
PITT*	6	0	0	.000	0	0	.000	0	0	.000	1	0	1	2	0	1	0	0	0	0	0	0
at Miami*																						
NC STATE*																						
at North Carolina*																						
at Wake Forest*																						
DUKE*																						
VIRGINIA*																						
at Clemson*																						
FLORIDA STATE*																						
at Syracuse*																						
GEORGIA TECH*																						
at Boston College*																						
at Pitt*																						
NOTRE DAME*																						
at Duke*																						
SYRACUSE*																						
VIRGINIA TECH*																						
BOSTON COLLEGE*																						

SEASON/UOFL CAREER HIGHS

POINTS

Season 0
 Career 3, vs. Texas Tech, 11/22/22

REBOUNDS

Season 2, at Virginia, 1/3/24
 Career 3, 2x, last at Pitt, 2/7/23

FIELD GOALS

Season 0
 Career 1, 2x, last vs. North Carolina, 1/14/23

FIELD GOALS ATTEMPTED

Season 1, vs. Coppin State, 11/15/23
 Career 1, 8x, last vs. Coppin State, 11/15/23

THREE-POINT FIELD GOALS

Season 0
 Career Same

THREE-POINT FIELD GOALS ATTEMPTED

Season 0
 Career 1, 2x, at Florida State, 12/10/22

FREE THROWS

Season 0
 Career 1, vs. Texas Tech, 11/22/22

FREE THROWS ATTEMPTED

Season 0
 Career 2, vs. Texas Tech, 11/22/22

ASSISTS

Season 1, vs. Pitt, 1/6/24
 Career 1, 2x, last vs. Pitt, 1/6/24

BLOCKED SHOTS

Season 0
 Career Same

STEALS

Season 0
 Career Same

MINUTES PLAYED

Season 6, vs. Pitt, 1/6/24
 Career 9, at Pitt, 2/7/23

ZAN PAYNE FILE

- Made 23 total appearances last season, tallying five points and 14 rebounds
- Scored three points against Texas Tech on Nov. 22 with a basket and a free throw
- Grabbed three rebounds in a career-high nine minutes at Pitt on Feb. 7
- Named to the 2023 NABC Honors Court and the 2022-23 ACC All-Academic Team
- Payne earned a degree in communication at Kentucky in 2021 and is pursuing an undergraduate certificate in business and economics at UofL

GETTING TO KNOW ZAN PAYNE

- Born March 23, 2000... Son of Michelle and Kenny Payne ... Has one sibling: Alexis ... Pursuing a post baccalaureate as a graduate.
- Personal goal at UofL is to "become a better player, be a good teammate and show people I belong."
- Chose to attend UofL because "it's a great school to be-

- come a better person, learn, grow for life and be put around great people."
- Enjoys playing video games in his spare time.
- If you walked into his dorm room, the first thing you would notice is his shoes.
- Best athlete he's ever faced is PJ Washington.

PAYNE CAREER STATISTICS

Year	GP	GS	Min	Avg	FG	FGA	Pct	3FG	3FGA	Pct	FT	FTA	Pct	OReb	DReb	Reb	Avg	PF	FO	Ast	TO	Blk	Stl	Pts	Avg
At Kentucky																									
2018-19																									
2019-20																									
2020-21	2	0	4	2.0	1	2	.500	0	0	.000	0	0	.000	1	1	2	1.0	0	0	0	0	0	0	2	1.0
2021-22	9	0	12	1.3	2	6	.333	0	3	.000	4	4	1.000	0	2	2	0.2	1	0	0	1	0	1	8	0.9
At Louisville																									
2022-23	23	0	80	3.5	2	8	.250	0	3	.000	1	2	.500	7	7	14	0.6	10	0	1	1	0	0	5	0.2
2023-24	8	0	26	3.3	0	1	.000	0	0	.000	0	0	.000	1	2	3	0.4	3	0	1	0	0	0	0	0.0
Total	42	0	123	2.9	5	17	.294	0	6	.000	5	6	.833	9	12	21	0.5	14	0	2	2	0	1	15	0.4



#33 AIDAN MCCOOL

SENIOR | GUARD | 6-3 | 170 | 1L
CHARLESTON, S.C. (MARYLAND)

Years at UofL: 2 | Years in college: 4 | Eligibility (including this year): 1

Opp.	GS	Min	FG	A	Pct	3FG	A	Pct	FT	A	Pct	O	D	T	PF	FO	A	TO	B	S	Pts	
UMBC		DNP																				
CHATTANOOGA		DNP																				
COPPIN STATE	1	0	0	0	.000	0	0	.000	0	0	.000	0	1	1	0	0	0	0	0	0	0	0
vs. Texas		DNP																				
vs. Indiana		DNP																				
NEW MEXICO ST.		DNP																				
BELLARMINE		DNP																				
at Virginia Tech*		DNP																				
at DePaul		DNP																				
ARKANSAS STATE	1	0	0	0	.000	0	0	.000	0	0	.000	0	0	0	0	0	0	0	0	0	0	0
PEPPERDINE	2	0	0	0	.000	0	0	.000	0	0	.000	0	0	0	0	0	0	0	0	0	0	0
KENTUCKY	1	0	0	0	.000	0	0	.000	0	0	.000	0	0	0	0	0	0	0	0	0	0	0
at Virginia*	2	0	0	0	.000	0	0	.000	0	0	.000	0	0	0	0	0	0	0	0	0	0	0
PITT*	1	0	0	0	.000	0	0	.000	0	0	.000	0	0	0	0	0	0	0	0	0	0	0
at Miami*																						
NC STATE*																						
at North Carolina*																						
at Wake Forest*																						
DUKE*																						
VIRGINIA*																						
at Clemson*																						
FLORIDA STATE*																						
at Syracuse*																						
GEORGIA TECH*																						
at Boston College*																						
at Pitt*																						
NOTRE DAME*																						
at Duke*																						
SYRACUSE*																						
VIRGINIA TECH*																						
BOSTON COLLEGE*																						

SEASON/UOFL CAREER HIGHS

POINTS	
Season	0
Career	Same
REBOUNDS	
Season	1, vs. Coppin State, 11/15/23
Career	1, 2x, last vs. Coppin State, 11/15/23
FIELD GOALS	
Season	0
Career	Same
FIELD GOALS ATTEMPTED	
Season	0
Career	Same
THREE-POINT FIELD GOALS	
Season	0
Career	Same
THREE-POINT FIELD GOALS ATTEMPTED	
Season	0
Career	Same
FREE THROWS	
Season	0
Career	Same
FREE THROWS ATTEMPTED	
Season	0
Career	Same
ASSISTS	
Season	0
Career	Same
BLOCKED SHOTS	
Season	0
Career	Same
STEALS	
Season	0
Career	Same
MINUTES PLAYED	
Season	2, 2x, last at Virginia, 1/3/24
Career	2, 3x, last at Virginia, 1/3/24

AIDAN MCCOOL FILE

- Appeared in three total games last season, tallying four total minutes and one rebound
- Missed nearly all of conference play with an arm injury
- Named to the 2023 NABC Honors Court for academic excellence
- Transfer guard who was a member of the University of Maryland men's basketball team from 2020-22
- While studying kinesiology at Maryland, McCool earned 2022 Academic All-Big Ten honors for achieving a cumulative grade-point average of 3.0 or higher

GETTING TO KNOW AIDAN MCCOOL

- Born Sept. 5, 2001 ... Son of Deirdre and Chris McCool ... Has one sibling: Abby ... Major is exercise science.
- His father and uncle swam collegiately at Kansas and Columbia, respectively, and he has multiple cousins who've played college volleyball.
- Personal goal at UofL is to maintain a high GPA and possibly get his master's degree.
- Enjoys movies and TV shows in his spare time.
- The basketball player he most admires is Jimmy Butler.
- Best moment of his athletic career was his team being called on Selection Sunday his freshman year.
- If you walked into his dorm room, the first thing you would notice is his 70-inch TV.
- Thinks Matt Damon would play him in a movie about him.

MCCOOL CAREER STATISTICS

Year	GP	GS	Min	Avg	FG	FGA	Pct	3FG	3FGA	Pct	FT	FTA	Pct	Oreb	DReb	Reb	Avg	PF	FO	Ast	TO	Blk	Stl	Pts	Avg	
At Maryland																										
2020-21	2	0	3	1.5	0	0	.000	0	0	.000	2	2	1.000	0	0	0	0.0	1	0	1	0	0	0	2	1.0	
2021-22	3	0	5	1.7	0	0	.000	0	0	.000	2	2	1.000	0	1	1	0.3	0	0	1	0	0	0	2	0.7	
At Louisville																										
2022-23	3	0	4	1.2	0	0	.000	0	0	.000	0	0	.000	0	1	1	0.3	0	0	0	0	0	0	0	0.0	
2023-24	6	0	7	1.2	0	0	.000	0	0	.000	0	0	.000	0	1	1	0.2	0	0	0	0	0	0	0	0.0	
Total	14	0	20	1.5	0	0	.000	0	0	.000	4	4	1.000	0	3	3	0.2	1	0	2	0	0	0	4	0.3	



#34 EMMANUEL OKORAFOR

SOPHOMORE | FORWARD/CENTER | 6-9 | 220 | 1L

ABIA, NIGERIA (NBA ACADEMY AFRICA)

Years at UofL: 2 | Years in college: 2 | Eligibility (including this year): 3

Opp.	GS	Min	FG	A	Pct	3FG	A	Pct	FT	A	Pct	O	D	T	PF	FO	A	TO	B	S	Pts
UMBC		10	4	6	.667	0	0	.000	0	0	.000	4	2	6	1	0	0	0	2	0	8
CHATTANOOGA		6	0	1	.000	0	0	.000	0	0	.000	1	3	4	0	0	0	0	0	0	0
COPPIN STATE		4	0	0	.000	0	0	.000	0	0	.000	0	1	1	1	0	0	0	1	0	0
vs. Texas		1	0	0	.000	0	0	.000	0	0	.000	0	0	0	1	0	0	0	0	1	0
vs. Indiana	DNP																				
NEW MEXICO ST.		11	2	5	.400	0	0	.000	0	0	.000	2	0	2	1	0	0	0	0	2	4
BELLARMINE	DNP																				
at Virginia Tech*		2	0	0	.000	0	0	.000	0	0	.000	0	0	0	0	0	0	0	0	0	0
at DePaul		10	3	4	.750	0	0	.000	0	0	.000	0	1	1	3	0	1	0	1	0	6
ARKANSAS STATE		11	1	2	.500	0	0	.000	0	0	.000	2	2	4	1	0	0	1	0	1	2
PEPPERDINE		7	1	1	1.000	0	0	.000	0	0	.000	2	0	2	1	0	0	1	0	0	2
KENTUCKY		6	2	3	.667	0	0	.000	1	2	.500	1	2	3	0	0	0	0	1	0	5
at Virginia*	DNP																				
PITT*	DNP																				
at Miami*																					
NC STATE*																					
at North Carolina*																					
at Wake Forest*																					
DUKE*																					
VIRGINIA*																					
at Clemson*																					
FLORIDA STATE*																					
at Syracuse*																					
GEORGIA TECH*																					
at Boston College*																					
at Pitt*																					
NOTRE DAME*																					
at Duke*																					
SYRACUSE*																					
VIRGINIA TECH*																					
BOSTON COLLEGE*																					

GETTING TO KNOW EMMANUEL OKORAFOR

- Born June 8, 2004... Son of Kalu and Ngozi Okorafor... Has three siblings: Emeka, Onyinye and Chukwudi... Pursuing a bachelor's degree in business.
- Personal goal at UofL is to "get better, win games and get my degree."
- Chose to attend UofL because "they have a good coaching staff that will help me get better and grow as a student and player."
- The best thing about being a Cardinal to him is "good people, good fans, and good facilities and coaches."
- Enjoys listening to music and dancing in his spare time.
- The basketball player he most admires is Giannis Antetokounmpo.
- His mother had the greatest influence on his basketball career.
- The best moment of his athletic career so far was winning the NBA Academy Games in Atlanta in 2022 and also playing in the Basketball Africa League.
- The best basketball advice anyone ever gave him was to "keep believing in yourself."
- He wears the No. 34 because Giannis Antetokounmpo is his idol and he wears No. 34.

OKORAFOR CAREER STATISTICS

Year	GP	GS	Min	Avg	FG	FGA	Pct	3FG	3FGA	Pct	FT	FTA	Pct	OReb	DReb	Reb	Avg	PF	FO	Ast	TO	Blk	Stl	Pts	Avg
2022-23	5	0	74	14.9	9	21	.429	1	1	1.000	3	5	.600	10	11	21	4.2	17	0	2	5	7	0	22	4.4
2023-24	15	0	68	6.8	13	22	.591	0	0	.000	1	2	.500	12	11	23	2.3	9	0	1	2	5	4	27	2.7
Total	15	0	143	9.5	22	43	.512	1	1	1.000	4	7	.571	22	22	44	2.9	26	0	3	7	12	4	49	3.3

SEASON/UOFL CAREER HIGHS

POINTS

Season 8, vs. UMBC, 11/6/23
 Career 8, 2x, last vs. UMBC, 11/6/23

REBOUNDS

Season 6, vs. UMBC, 11/6/23
 Career 6, 2x, last vs. UMBC, 11/6/23

FIELD GOALS

Season 4, vs. UMBC, 11/6/23
 Career Same

FIELD GOALS ATTEMPTED

Season 6, vs. UMBC, 11/6/23
 Career 8, at Pitt, 2/7/23

THREE-POINT FIELD GOALS

Season 0
 Career 1, at Pitt, 2/7/23

THREE-POINT FIELD GOALS ATTEMPTED

Season 0
 Career 1, at Pitt, 2/7/23

FREE THROWS

Season 1, vs. Kentucky, 12/21/23
 Career 2, at Notre Dame, 1/28/23

FREE THROWS ATTEMPTED

Season 2, vs. Kentucky, 12/21/23
 Career 3, at Notre Dame, 1/28/23

ASSISTS

Season 1, at DePaul, 12/9/23
 Career 1, 3x, last at DePaul, 12/9/23

BLOCKED SHOTS

Season 2, vs. UMBC, 11/6/23
 Career 4, at Pitt, 2/7/23

STEALS


Season 2, vs. New Mexico State, 11/26/23
 Career Same

MINUTES PLAYED

Season 11, 2x, last vs. Arkansas State, 12/13/23
 Career 20, at Pitt, 2/7/23

EMMANUEL OKORAFOR FILE

- Missed last two games with ankle injury
- Had eight points, six rebounds and two blocks in just 10 minutes against UMBC on Nov. 6
- Appeared in five games after joining the team during conference play last season, averaging 4.4 points, 4.2 rebounds and 1.4 blocks
- Tallied six points, six rebounds and four blocks in 20 minutes at Pitt on Feb. 7
- Had the most blocks by a Cardinal since Malik Williams at Seton Hall on Dec. 1, 2018, and was the first Louisville freshman to block at least four shots in a game since Chinanu Onuaku against Savannah State on Nov. 24, 2014
- Made his college debut with eight points, five rebounds and a block at Notre Dame on Jan. 28
- Competed for Team Africa in the 2023 GLOBL JAM event in Toronto, Canada, in July 2023



#55 SKYY CLARK

SOPHOMORE | GUARD | 6-3 | 205 | TR
LOS ANGELES, CALIF. (UNIVERSITY OF ILLINOIS)

Years at UofL: 1 | Years in college: 2 | Eligibility (including this year): 3

Opp.	GS	Min	FG	A	Pct	3FG	A	Pct	FT	A	Pct	O	D	T	PF	FO	A	TO	B	S	Pts
UMBC	*	32	4	11	.364	0	1	.000	3	8	.375	1	1	2	5	1	3	3	0	1	11
CHATTANOOGA	*	34	5	17	.294	0	4	.000	2	3	.667	0	1	1	1	0	4	4	0	2	12
COPPIN STATE	*	30	4	9	.444	0	3	.000	2	2	1.000	0	5	5	3	0	0	1	1	1	10
vs. Texas	*	33	7	14	.500	4	6	.667	2	3	.667	0	5	5	0	0	4	2	0	0	20
vs. Indiana	*	33	5	15	.333	2	9	.222	7	9	.778	0	1	1	2	0	2	4	0	1	19
NEW MEXICO ST.	*	39	6	8	.750	2	4	.500	15	16	.938	2	2	4	4	0	3	2	0	1	29
BELLARMINE	*	37	7	13	.538	3	8	.375	4	4	1.000	0	2	2	3	0	3	4	0	0	21
at Virginia Tech*	*	36	4	12	.333	1	4	.250	7	8	.875	0	2	2	4	0	3	3	0	0	16
at DePaul	*	37	6	17	.353	2	7	.286	2	2	1.000	0	4	4	3	0	0	4	0	3	16
ARKANSAS STATE	*	35	4	14	.286	1	5	.200	0	0	.000	0	3	3	1	0	0	5	0	1	9
PEPPERDINE	*	28	2	11	.182	0	4	.000	2	2	1.000	1	3	4	0	0	5	2	0	1	6
KENTUCKY	*	36	6	11	.545	2	5	.400	6	11	.545	1	0	1	2	0	5	3	0	1	20
at Virginia*	*	35	3	8	.375	2	6	.333	0	0	.000	0	5	5	1	0	2	1	0	0	8
PITT*	*	34	3	8	.375	1	3	.333	4	4	1.000	0	6	6	3	0	2	2	1	0	11
at Miami*																					
NC STATE*																					
at North Carolina*																					
at Wake Forest*																					
DUKE*																					
VIRGINIA*																					
at Clemson*																					
FLORIDA STATE*																					
at Syracuse*																					
GEORGIA TECH*																					
at Boston College*																					
at Pitt*																					
NOTRE DAME*																					
at Duke*																					
SYRACUSE*																					
VIRGINIA TECH*																					
BOSTON COLLEGE*																					

SEASON/UOFL CAREER HIGHS

POINTS

Season 29, vs. New Mexico State, 11/26/23
 Career Same

REBOUNDS

Season 6, vs. Pitt, 1/6
 Career Same

FIELD GOALS

Season 7, 2x, last vs. Bellarmine, 11/29/23
 Career Same

FIELD GOALS ATTEMPTED

Season 17, 2x, last at DePaul, 12/9/23
 Career Same

THREE-POINT FIELD GOALS

Season 4, vs. Texas, 11/19/23
 Career Same

THREE-POINT FIELD GOALS ATTEMPTED

Season 9, vs. Indiana, 11/20/23
 Career Same

FREE THROWS

Season 15, vs. New Mexico State, 11/26/23
 Career Same

FREE THROWS ATTEMPTED

Season 16, vs. New Mexico State, 11/26/23
 Career Same

ASSISTS

Season 5, 2x, last vs. Kentucky, 12/21/23
 Career Same

BLOCKED SHOTS

Season 1, 2x, last vs. Pitt, 1/6/24
 Career Same

STEALS

Season 3, at DePaul, 12/9/23
 Career Same

MINUTES PLAYED

Season 39, vs. New Mexico State, 11/26/23
 Career Same

SKYY CLARK FILE

- Scored career-high 29 points with 15 of 16 made free throws against New Mexico State on Nov. 26
- Named to Empire Classic All-Tournament Team after averaging 19.5 points vs. Texas and Indiana
- Scored 20 points with four assists and four made 3-pointers against Texas on Nov. 19
- Transfer from Illinois who played in the team's first 13 games with 12 starts as a freshman in 2022-23, averaging 7.0 points and 2.1 assists
- Spent senior year of high school at Montverde Academy, which won the Geico Nationals title
- As a junior, attended Ensworth High School in Nashville, Tenn., where he averaged 26.4 points
- Was named a Third-Team MaxPreps Sophomore All-American at Heritage Christian in Northridge

GETTING TO KNOW SKYY CLARK

- Born July 29, 2003... Son of Kenny Clark and Sarah Goodwater... Has five siblings: ZZ, Kingston, Christian, Faith and Monroe... Major is undecided.
- His father, Kenny Clark, played three years in the NFL at wide receiver with the Minnesota Vikings. His uncle, Steve Rhem, played wide receiver for the New Orleans Saints.
- Personal goal at UofL is to win.
- Enjoys fishing, boxing and interior designing in his

spare time.

- He'd most like to meet "God, not anytime soon though."
- He thinks Jaden Smith would play him in a movie about his life.
- His father and Kobe Bryant had the greatest influence on his basketball career.
- The reason he wears No. 55 is because of Jason "White Chocolate" Williams.

CLARK CAREER STATISTICS

Year	GP	GS	Min	Avg	FG	FGA	Pct	3FG	3FGA	Pct	FT	FTA	Pct	OReb	DReb	Reb	Avg	PF	FO	Ast	TO	Blk	Stl	Pts	Avg
At Illinois																									
2022-23	13	12	317	24.4	30	73	.411	15	45	.333	16	23	.696	6	42	48	3.7	36	0	27	27	2	7	91	7.0
At Louisville																									
2023-24	14	14	478	34.2	66	168	.393	20	69	.288	56	72	.778	5	40	45	3.2	32	1	36	40	2	12	208	14.9
Total	27	26	796	29.5	96	241	.398	35	114	.307	72	95	.758	11	82	93	3.4	68	2	63	67	4	19	299	11.1

GAME-BY-GAME STORYLINES

OCTOBER 18, 2023 | LOUISVILLE 91, SIMMONS COLLEGE 50 (EXH) | LOUISVILLE, KY.

- Louisville used a 24-1 run to end the first half to pull away
- Curtis Williams led the Cardinals with 15 points, five rebounds and three assists
- UofL's four freshmen combined for 40 points on 14-of-20 shooting
- The Cards shot 54% from the field, 42% from 3-point range and 79% from the free-throw line

OCTOBER 30, 2023 | KENTUCKY WESLEYAN 71, LOUISVILLE 68 (EXH) | LOUISVILLE, KY.

- Kentucky Wesleyan outrebounded Louisville 47-33 with 16 offensive boards
- The Cardinals made 31 of 38 free throws, but shot just 34% from the field
- Skyy Clark led Louisville with 24 points and seven rebounds
- The Panthers had five players in double figures, led by Borja Fernandez' 19 points

NOVEMBER 6, 2023 | LOUISVILLE 94, UMBC 93 | LOUISVILLE, KY.

- JJ Traynor's lob dunk off an offensive rebound by Tre White was the go-ahead basket in the final 10 seconds
- Mike James had a career-high 25 points and 10 rebounds for his first double-double
- Ty-Laur Johnson (12 points), Skyy Clark (11) and Tre White (11) also scored in double figures in their UofL debuts
- Louisville scored 60 points in the paint and outscored UMBC 28-10 in second-chance points

NOVEMBER 10, 2023 | CHATTANOOGA 81, LOUISVILLE 71 | LOUISVILLE, KY.

- Chattanooga made 14 3-pointers and shot 58% in the second half
- Tre White and Mike James led Louisville with 17 points apiece
- Honor Huff and Myles Che led Chattanooga with 25 and 22 points, respectively
- Brandon Huntley-Hatfield grabbed a career-high 14 rebounds for the Cardinals

NOVEMBER 15, 2023 | LOUISVILLE 61, COPPIN STATE 41 | LOUISVILLE, KY.

- Louisville held Coppin State to 28% shooting and 17% from the 3-point line
- UofL's 41 points allowed were their fewest since Dec. 5, 2018
- Tre White recorded his first career double-double with 10 points and 12 rebounds
- Mike James (12 points) and Skyy Clark (10) also reached double figures

NOVEMBER 19, 2023 | #19/17 TEXAS 81, LOUISVILLE 80 | NEW YORK

- Max Abmas made a fadeaway jumper with 0.4 seconds left to give the Longhorns the win
- Tre White and Skyy Clark each scored 20 points to lead the Cardinals
- Ty-Laur Johnson had a career-high 14 points and six assists in his return to his native New York
- Louisville held Texas to 2-for-17 from 3-point range

NOVEMBER 20, 2023 | INDIANA 74, LOUISVILLE 66 | NEW YORK

- Indiana finished the game on a 13-2 run to claim the win
- Louisville had just two field goals over the final nine-plus minutes
- Skyy Clark led the Cardinals with 19 points
- Indiana scored 42 points in the paint to offset going 1-for-11 from 3-point range

NOVEMBER 26, 2023 | LOUISVILLE 90, NEW MEXICO STATE 84 (OT) | LOUISVILLE, KY.

- Louisville overcame an eight-point deficit with 1:18 left in regulation to force overtime
- The Cardinals made 36 of 49 free throws, including 15 of 19 in overtime, and forced a program-record 40 fouls
- Three UofL players scored at least 20 points, led by Skyy Clark's 29 points and 15-of-16 clip from the stripe
- Tre White (22 points) and JJ Traynor (20) also had career highs in scoring

NOVEMBER 29, 2023 | LOUISVILLE 73, BELLARMINE 68 | LOUISVILLE, KY.

- Louisville scored 51 second-half points after trailing 27-22 at halftime
- The Cardinals shot 55% after halftime and made 16 of 22 free throws in the second half
- Skyy Clark led all scorers with 21 points
- Brandon Huntley-Hatfield added nine points and a game-high 10 rebounds

GAME-BY-GAME STORYLINES

DECEMBER 3, 2023 | VIRGINIA TECH 75, LOUISVILLE 68 | BLACKSBURG, VA.

- Louisville led by as much as eight in the first half and by one at halftime
- Virginia Tech shot 48% in the second half and made 19 of 23 free throws after halftime
- The Cardinals had five players in double figures, led by Skyy Clark's 16 points
- Mike James and Brandon Huntley-Hatfield each pulled down nine rebounds

DECEMBER 9, 2023 | DEPAUL 75, LOUISVILLE 68 | CHICAGO, ILL.

- Louisville trailed by 16 at halftime as DePaul finished the first half on an 18-2 run
- The Cardinals cut it to six in the second half, but the Blue Demons answered with a 7-0 spurt
- Mike James led Louisville with 18 points and six rebounds
- Skyy Clark scored in double figures for the ninth straight game with 16 points

DECEMBER 13, 2023 | ARKANSAS STATE 75, LOUISVILLE 63 | LOUISVILLE, KY.

- The Cardinals held Arkansas State scoreless for the final 3:47 of the first half
- The Red Wolves went on a 9-0 run in the second half to gain and keep the lead
- Louisville was outscored in the paint 48-28
- Brandon Huntley-Hatfield scored a career-high 20 points, netting 12 of 14 from the charity stripe and adding 11 rebounds

DECEMBER 17, 2023 | LOUISVILLE 85, PEPPERDINE 63 | LOUISVILLE, KY.

- Louisville led by as much as 30 in the second half
- The Cardinals set season highs for assists (17) and made 3-pointers (9)
- Brandon Huntley-Hatfield recorded his second straight double-double with 20 points and 12 rebounds
- Curtis Williams scored a career-high 16 point and made four 3s

DECEMBER 21, 2023 | #9 KENTUCKY 95, LOUISVILLE 76 | LOUISVILLE, KY.

- Louisville won the second half, but got outscored by 20 over the final 10 minutes of the first half
- Kentucky made 12 3-pointers and recorded 19 assists
- Antonio Reeves scored a game-high 30 points for the Wildcats
- Skyy Clark had 20 points, while Brandon Huntley-Hatfield had his third straight double-double

JANUARY 3, 2024 | VIRGINIA 77, LOUISVILLE 53 | CHARLOTTESVILLE, VA.

- Louisville shot just 6-for-25 from 3-point range
- Virginia shot 51.7% from the field and made 10 3-pointers
- Curtis Williams led the Cardinals with 14 points, including four 3s

JANUARY 6, 2024 | PITT 83, LOUISVILLE 70 | LOUISVILLE, KY.

- Pitt scored 28 points off Louisville's 18 turnovers
- The Panthers made 12 3-pointers and netted 19 of 21 free throws
- Louisville outshot Pitt from the field (51%) and 3-point range (48%)
- Mike James led UofL with 23 points and made 5 of 7 3s

2023-24 RESULTS

DATE	OPPONENT	SCORE	ATTENDANCE	UOFL HIGH POINTS	UOFL HIGH REBOUNDS	OPP HIGH POINTS
11/6	UMBC	W, 94-93	11,010	Mike James (25)	James/Huntley-Hatfield (10)	Dion Brown (28)
11/10	CHATANOOGA	L, 81-71	10,634	Mike James/Tre White (17)	Brandon Huntley-Hatfield (14)	Honor Huff (25)
11/15	COPPIN STATE	W, 61-41	10,501	Mike James (12)	Tre White (12)	Justin Winston (13)
11/19	vs. Texas	L, 81-80	17,647	Tre White/Skyy Clark (20)	Brandon Huntley-Hatfield (9)	Kadin Shedrick (27)
11/20	vs. Indiana	L, 74-66	N/A	Skyy Clark (19)	Brandon Huntley-Hatfield (9)	Xavier Johnson (14)
11/26	NEW MEXICO STATE	W, 90-84 (OT)	10,527	Skyy Clark (29)	JJ Traynor (9)	Jordan Rawls (20)
11/29	BELLARMINE	W, 73-68	11,538	Skyy Clark (21)	Brandon Huntley-Hatfield (10)	G. Tipton/B. Wieland (18)
12/3	at Virginia Tech*	L, 75-68	8,925	Skyy Clark (16)	James/Huntley-Hatfield (9)	MJ Collins (20)
12/9	at DePaul	L, 75-68	4,255	Mike James (18)	Tre White (8)	Jeremiah Oden (22)
12/13	ARKANSAS STATE	L, 75-63	10,401	Brandon Huntley-Hatfield (20)	Brandon Huntley-Hatfield (11)	Caleb Fields (20)
12/17	PEPPERDINE	W, 85-63	10,475	Brandon Huntley-Hatfield (20)	Brandon Huntley-Hatfield (12)	Michael Ajayi (17)
12/21	KENTUCKY	L, 85-76	17,293	Skyy Clark (20)	Brandon Huntley-Hatfield (11)	Antonio Reeves (30)
1/3	at Virginia*	L, 77-53	13,703	Curtis Williams (14)	Clark/Huntley-Hatfield (5)	Isaac McKneely (18)
1/6	PITT*	L, 83-70	10,883	Mike James (23)	Kaleb Glenn (7)	Blake Hinson (21)
1/10	at Miami*					
1/13	NC STATE*					
1/17	at North Carolina*					
1/20	at Wake Forest*					
1/23	DUKE*					
1/27	VIRGINIA*					
1/30	at Clemson*					
2/3	FLORIDA STATE*					
2/7	at Syracuse*					
2/10	GEORGIA TECH*					
2/13	at Boston College*					
2/17	at Pitt*					
2/21	NOTRE DAME*					
2/28	at Duke*					
3/2	SYRACUSE*					
3/5	VIRGINIA TECH*					
3/9	BOSTON COLLEGE*					

2023-24 GAME-BY-GAME STARTING LINEUPS

DATE	OPPONENT	G	G/F	G/F	G/F	F/C	RECORD#
11/6	UMBC	Clark	James	White	Huntley-Hatfield	Evans	1-0
11/10	CHATTANOOGA	Clark	James	White	Huntley-Hatfield	Evans	1-1
11/15	COPPIN STATE	Clark	James	White	Traynor	Huntley-Hatfield	1-0
11/19	vs. Texas	Clark	James	White	Huntley-Hatfield	Evans	1-2
11/20	vs. Indiana	Clark	James	White	Huntley-Hatfield	Evans	1-3
11/26	NEW MEXICO STATE	Clark	James	White	Huntley-Hatfield	Evans	2-3
11/29	BELLARMINE	Clark	James	White	Traynor	Huntley-Hatfield	2-0
12/3	at Virginia Tech*	Clark	James	White	Traynor	Huntley-Hatfield	2-1
12/9	at DePaul	Clark	James	White	Glenn	Huntley-Hatfield	0-1
12/13	ARKANSAS STATE	Johnson	Clark	James	White	Huntley-Hatfield	0-1
12/17	PEPPERDINE	Johnson	Clark	James	White	Huntley-Hatfield	1-1
12/21	KENTUCKY	Johnson	Clark	James	White	Huntley-Hatfield	1-2
1/3	at Virginia*	Johnson	Clark	James	Jovanovich	Huntley-Hatfield	0-1
1/6	PITT*	Johnson	Clark	James	Jovanovich	Huntley-Hatfield	0-2
1/10	at Miami*						
1/13	NC STATE*						
1/17	at North Carolina*						
1/20	at Wake Forest*						
1/23	DUKE*						
1/27	VIRGINIA*						
1/30	at Clemson*						
2/3	FLORIDA STATE*						
2/7	at Syracuse*						
2/10	GEORGIA TECH*						
2/13	at Boston College*						
2/17	at Pitt*						
2/21	NOTRE DAME*						
2/28	at Duke*						
3/2	SYRACUSE*						
3/5	VIRGINIA TECH*						
3/9	BOSTON COLLEGE*						

(#) running count of UofL's record with listed lineup

(*) ACC games

2023-24 GAME-BY-GAME COMPARISON

DATE	OPPONENT	FGM-A/%	3FG-A/%	FTM-A/%	OR-DR-TOT	PF	AST	TO	BK	STL	PTS
11/6	UOFL	34-68/.500	2-14/.143	24-39/.615	20-27-47	20	9	14	5	4	94
	UMBC	35-69/.507	11-21/.524	12-22/.545	12-23-35	26	13	11	3	8	93
11/10	UOFL	26-68/.382	6-18/.333	13-20/.650	17-24-41	21	11	15	2	7	71
	CHATTANOOGA	27-61/.443	14-34/.412	13-19/.684	12-29-41	19	14	16	4	5	81
11/15	UOFL	22-56/.393	6-21/.286	11-14/.786	14-31-45	11	7	15	3	8	61
	COPPIN STATE	16-57/.281	3-17/.176	6-9/.667	12-21-33	14	4	15	2	7	41
11/19	UOFL	23-53/.434	7-16/.438	27-31/.871	13-25-38	21	12	11	3	3	80
	vs. Texas	31-67/.463	2-17/.118	17-23/.739	17-20-37	21	12	5	5	7	81
11/20	UOFL	20-56/.357	5-19/.263	21-29/.724	8-27-35	23	9	11	2	6	66
	vs. Indiana	24-53/.453	1-11/.091	25-34/.735	7-32-39	18	18	11	7	8	74
11/26	UOFL	25-56/.446	4-20/.200	36-49/.735	15-20-35	16	12	13	1	8	90
	NEW MEXICO STATE	35-60/.583	5-18/.278	9-17/.529	8-24-32	40	17	16	1	7	84
11/29	UOFL	25-58/.431	7-24/.292	16-22/.727	10-28-38	19	13	14	4	1	73
	BELLARMINE	22-58/.379	6-20/.300	18-19/.947	8-25-33	22	13	12	2	7	68
12/3	UOFL	23-57/.404	6-19/.316	16-18/.889	9-24-33	21	11	14	4	6	68
	at Virginia Tech	24-55/.436	5-20/.250	22-27/.815	8-24-32	17	16	10	2	6	75
12/9	UOFL	25-63/.397	5-19/.263	13-18/.722	9-23-32	21	12	10	3	9	68
	at DePaul	25-49/.510	8-23/.348	17-24/.708	5-31-36	17	17	17	7	5	75
12/13	UOFL	22-61/.361	2-15/.133	17-23/.739	13-25-38	12	5	9	5	4	63
	ARKANSAS STATE	30-68/.441	5-25/.200	10-12/.833	14-29-43	19	13	11	4	5	75
12/17	UOFL	32-66/.485	9-16/.563	12-16/.750	15-28-43	15	17	13	4	7	85
	PEPPERDINE	23-57/.404	6-24/.250	11-14/.786	5-22-27	14	14	13	5	5	63
12/21	UOFL	25-59/.424	4-17/.235	22-31/.710	12-23-35	14	14	13	2	6	76
	KENTUCKY	35-68/.515	12-25/.480	13-16/.813	11-26-37	21	19	13	8	9	95
1/3	UOFL	19-47/.404	6-25/.240	9-13/.692	5-22-27	11	10	8	2	2	53
	at Virginia	30-58/.517	10-26/.385	7-10/.700	9-25-34	15	20	3	4	6	77
1/6	UOFL	24-47/.511	10-21/.476	12-14/.857	6-21-27	17	15	18	3	4	70
	PITT	26-57/.456	12-34/.353	19-21/.905	11-17-28	18	15	11	2	9	83
1/10	UOFL										
	at Miami										
1/13	UOFL										
	NC STATE										
1/17	UOFL										
	at North Carolina										
1/20	UOFL										
	at Wake Forest										
1/23	UOFL										
	DUKE										
1/27	UOFL										
	VIRGINIA										
1/30	UOFL										
	at Clemson										
2/3	UOFL										
	FLORIDA STATE										
2/7	UOFL										
	at Syracuse										
2/10	UOFL										
	GEORGIA TECH										
2/13	UOFL										
	at Boston College										
2/17	UOFL										
	at Pitt										
2/21	UOFL										
	NOTRE DAME										
2/28	UOFL										
	at Duke										
3/2	UOFL										
	SYRACUSE										
3/5	UOFL										
	VIRGINIA TECH										
3/9	UOFL										
	BOSTON COLLEGE										

2023-24 SPECIALTY STATS (LISTED: UOFL-OPPONENT)

DATE	OPPONENT	IN PAINT	OFF TO	SECOND	FAST	BENCH	LARGEST	LARGEST	LEAD	TIES
				CHANCE	BREAK		LEAD	DEFICIT	CHANGES	
11/6	UMBC	60-42	16-15	28-10	0-8	35-28	6	13	14	11
11/10	CHATTANOOGA	38-18	19-22	12-18	6-10	17-5	3	21	3	4
11/15	COPPIN STATE	24-24	12-17	7-10	6-2	16-26	22	4	1	3
11/19	vs. Texas	30-48	4-16	14-9	2-14	25-17	4	9	21	14
11/20	vs. Indiana	28-42	10-9	8-8	8-10	23-30	7	10	4	2
11/26	NEW MEXICO STATE	40-44	15-23	20-8	2-5	34-17	6	10	9	2
11/29	BELLARMINE	28-28	12-19	8-4	2-4	13-12	12	7	4	1
12/3	at Virginia Tech*	26-36	17-17	5-10	12-5	10-31	8	8	9	2
12/9	at DePaul	32-28	17-10	15-7	13-10	23-12	2	19	5	3
12/13	ARKANSAS STATE	28-48	10-10	9-18	2-7	6-10	2	20	6	10
12/17	PEPPERDINE	40-22	16-10	17-7	6-9	25-13	30	3	2	2
12/21	KENTUCKY	26-40	13-19	10-15	2-11	15-30	5	26	7	4
1/3	at Virginia*	22-30	5-11	4-10	5-2	15-18	3	24	1	2
1/6	PITT*	26-22	12-28	7-11	4-5	24-12	None	19	0	0
1/10	at Miami*									
1/13	NC STATE*									
1/17	at North Carolina*									
1/20	at Wake Forest*									
1/23	DUKE*									
1/27	VIRGINIA*									
1/30	at Clemson*									
2/3	FLORIDA STATE*									
2/7	at Syracuse*									
2/10	GEORGIA TECH*									
2/13	at Boston College*									
2/17	at Pitt*									
2/21	NOTRE DAME*									
2/28	at Duke*									
3/2	SYRACUSE*									
3/5	VIRGINIA TECH*									
3/9	BOSTON COLLEGE*									

2023-24 TEAM SUPERLATIVES

LOUISVILLE	HIGHS	LOWS
Points	94 (vs. UMBC, 11/6)	53 (at Virginia, 1/3)
First-half points	40 (vs. UMBC, 11/6)	22 (3 times)
Second-half points	54 (vs. UMBC, 11/6)	29 (vs. Coppin State, 11/15)
Overtime points	17 (vs. New Mexico State, 11/26)	
Winning margin	22 (vs. Pepperdine, 12/17)	1 (vs. UMBC, 11/6)
Field goals	34 (vs. UMBC, 11/6)	19 (at Virginia, 1/3)
Field goals attempted	68 (2 times)	47 (2 times)
Field goal percentage	.511 (vs. Pitt, 1/6)	.357 (vs. Indiana, 11/20)
3-point field goals	10 (vs. Pitt, 1/6)	2 (2 times)
3-point field goals attempted	25 (at Virginia, 1/3)	14 (vs. UMBC, 11/6)
3-point field goal percentage	.563 (vs. Pepperdine, 12/17)	.133 (vs. Arkansas State, 12/13)
Free throws	36 (vs. New Mexico State, 11/26)	9 (at Virginia, 1/3)
Free throws attempted	49 (vs. New Mexico State, 11/26)	13 (at Virginia, 1/3)
Free throw percentage	.889 (at Virginia Tech, 12/3)	.615 (vs. UMBC, 11/6)
Rebounds	47 (vs. UMBC, 11/6)	27 (2 times)
Offensive rebounds	20 (vs. UMBC, 11/6)	5 (at Virginia, 1/3)
Defensive rebounds	31 (vs. Coppin State, 11/15)	20 (vs. New Mexico State, 11/26)
Personal fouls	23 (vs. Indiana, 11/20)	11 (2 times)
Assists	17 (vs. Pepperdine, 12/17)	5 (vs. Arkansas State, 12/13)
Turnovers	18 (vs. Pitt, 1/6)	8 (at Virginia, 1/3)
Blocked shots	5 (2 times)	1 (vs. New Mexico State, 11/26)
Steals	9 (at DePaul, 12/9)	1 (vs. Bellarmine, 11/29)

OPPONENTS	HIGHS	LOWS
Points	95 (vs. Kentucky, 12/21)	41 (vs. Coppin State, 11/15)
First-half points	53 (vs. Kentucky, 12/21)	21 (vs. Coppin State, 11/15)
Second-half points	48 (vs. Chattanooga, 11/10)	20 (vs. Coppin State, 11/15)
Overtime points	11 (vs. New Mexico State, 11/26)	
Winning margin	24 (at Virginia, 1/3)	1 (vs. Texas, 11/19)
Field goals	35 (3 times)	16 (vs. Coppin State, 11/15)
Field goals attempted	69 (vs. UMBC, 11/6)	49 (at DePaul, 12/9)
Field goal percentage	.583 (vs. New Mexico State, 11/26)	.281 (vs. Coppin State, 11/15)
3-point field goals	14 (vs. Chattanooga, 11/10)	1 (vs. Indiana, 11/20)
3-point field goals attempted	34 (2 times)	11 (vs. Indiana, 11/20)
3-point field goal percentage	.524 (vs. UMBC, 11/6)	.091 (vs. Indiana, 11/20)
Free throws	25 (vs. Indiana, 11/20)	6 (vs. Coppin State, 11/15)
Free throws attempted	34 (vs. Indiana, 11/20)	9 (vs. Coppin State, 11/15)
Free throw percentage	.947 (vs. Bellarmine, 11/29)	.529 (vs. New Mexico State, 11/26)
Rebounds	43 (vs. Arkansas State, 12/13)	27 (vs. Pepperdine, 12/17)
Offensive rebounds	17 (vs. Texas, 11/19)	5 (2 times)
Defensive rebounds	32 (vs. Indiana, 11/20)	17 (vs. Pitt, 1/6)
Personal fouls	40 (vs. New Mexico State, 11/26)	14 (2 times)
Assists	20 (at Virginia, 1/3)	4 (vs. Coppin State, 11/15)
Turnovers	17 (at DePaul, 12/9)	3 (at Virginia, 1/3)
Blocked shots	8 (vs. Kentucky, 12/21)	1 (vs. New Mexico State, 11/26)
Steals	9 (2 times)	5 (4 times)

2023-34 INDIVIDUAL SUPERLATIVES

LOUISVILLE HIGHS

Points	29 (Clark vs. New Mexico State, 11/26)
Field goals	9 (Traynor vs. New Mexico State, 11/26)
Field goals attempted	17 (2 times)
Field goal percentage (min. 6 att.)	1.000 [8-8] (Huntley-Hatfield vs. Kentucky, 12/21)
3-point field goals	5 (James vs. Pitt, 1/6)
3-point field goals attempted	10 (Williams at Virginia, 1/3)
3-point field goal percentage (min. 4 att.)	.800 [4-5] (Williams vs. Pepperdine, 12/17)
Free throws	15 (Clark vs. New Mexico State, 11/26)
Free throws attempted	16 (Clark vs. New Mexico State, 11/26)
Free throw percentage (min. 6 att.)	.938 [15-16] (Clark vs. New Mexico State, 11/26)
Rebounds	14 (Huntley-Hatfield vs. Chattanooga, 11/10)
Assists	6 (3 times)
Turnovers	5 (3 times)
Blocked shots	2 (9 times)
Steals	3 (4 times)
Minutes	39 (Clark vs. New Mexico State, 11/26)

OPPONENT HIGHS

Points	30 (Antonio Reeves, Kentucky, 12/21)
Field goals	11 (2 times)
Field goals attempted	20 (Dion Brown, UMBC, 11/6)
Field goal percentage (min. 6 att.)	1.000 [7-7] (Izaiyah Nelson, Arkansas State, 12/13)
3-point field goals	7 (Honor Huff, Chattanooga, 11/10)
3-point field goals attempted	13 (Honor Huff, Chattanooga, 11/10)
3-point field goal percentage (min. 4 att.)	.800 [4-5] (Antonio Reeves, Kentucky, 12/21)
Free throws	9 (Xavier Johnson, Indiana, 11/20)
Free throws attempted	12 (Xavier Johnson, Indiana, 11/20)
Free throw percentage (min. 6 att.)	1.000 [8-8] (Blake Hinson, Pitt, 1/6)
Rebounds	12 (Tre Mitchell, Kentucky, 12/21)
Assists	11 (Reed Sheppard, Kentucky, 12/21)
Turnovers	6 (Toto Fagbenle, Coppin State, 11/15)
Blocked shots	4 (Sam Alexis, Chattanooga, 11/10)
Steals	4 (2 times)
Minutes	40 (Carlton Carrington, Pitt, 1/6)

CARDINAL SPORTS NETWORK

WLCL-FM (93.9) Louisville*
 WGTK-AM (970) Louisville*
 WIEL-FM (106.1) Elizabethtown
 WIEL-AM (1400) Elizabethtown
 WFRT-FM (103.7) Frankfort
 WKYL-FM (102.1) Lexington/
 Lawrenceburg
 WDBZ-AM (1230) Cincinnati
 WKCT-FM (104.1) Bowling Green

WKCT-AM (930) Bowling Green
 WVJS-FM (100.5) Owensboro
 WKLB-FM (104.5) Manchester
 WKLB-AM (1290) Manchester
 WYMC-FM (93.9) Mayfield
 WYMC-AM (1430) Mayfield

* denotes flagship station

TOP INDIVIDUAL GAMES

Points

1. Skyy Clark vs. New Mexico State	29
2. Mike James vs. UMBC	25
3. Mike James vs. Pitt	23
4. Tre White vs. New Mexico State	22
5. Skyy Clark vs. Bellarmine	21
6. Tre White vs. Texas	20
Skyy Clark vs. Texas	20
JJ Traynor vs. New Mexico State	20
Brandon Huntley-Hatfield vs. Arkansas State ..	20
Brandon Huntley-Hatfield vs. Pepperdine	20
Skyy Clark vs. Kentucky	20

Rebounds

1. Brandon Huntley-Hatfield vs. Chattanooga ..	14
2. Tre White vs. Coppin State	12
Brandon Huntley-Hatfield vs. Pepperdine	12
4. Brandon Huntley-Hatfield vs. Arkansas State ..	11
Brandon Huntley-Hatfield vs. Kentucky	11

Assists

1. Ty-Laur Johnson vs. Texas	6
Ty-Laur Johnson vs. New Mexico State	6
Ty-Laur Johnson vs. Pitt	6
4. Ty-Laur Johnson vs. Bellarmine	5
Ty-Laur Johnson at DePaul	5
Skyy Clark vs. Pepperdine	5
Skyy Clark vs. Kentucky	5

Blocked Shots

1. Dennis Evans vs. UMBC	2
Emmanuel Okorafor vs. UMBC	2
Dennis Evans vs. Texas	2
Brandon Huntley-Hatfield vs. Bellarmine	2
JJ Traynor vs. Bellarmine	2
JJ Traynor at Virginia Tech	2
Brandon Huntley-Hatfield vs. Arkansas State ..	2
Tre White vs. Arkansas State	2
Brandon Huntley-Hatfield vs. Pepperdine	2

Steals

1. Brandon Huntley-Hatfield vs. Chattanooga	3
Tre White vs. New Mexico State	3
Tre White at Virginia Tech	3
Skyy Clark at DePaul	3
5. 11 times	2

Minutes Played

1. Skyy Clark vs. New Mexico State	39
2. Brandon Huntley-Hatfield at Virginia Tech	38
3. Mike James vs. New Mexico State	37
Skyy Clark vs. Bellarmine	37
Skyy Clark at DePaul	37
Mike James vs. Pitt	37
7. Tre White vs. New Mexico State	36
Skyy Clark at Virginia Tech	36
Skyy Clark vs. Kentucky	36
10. Skyy Clark vs. Arkansas State	35
Brandon Huntley-Hatfield vs. Indiana	35
Tre White vs. Bellarmine	35
Skyy Clark at Virginia	35

EXHIBITION 1

Oct. 18, 2023 • Louisville 91, Simmons 50
KFC Yum! Center • Louisville, Ky.



Official Basketball Box Score - Final
Simmons (KY) at Louisville
11/18/23 KFC Yum! Center, Louisville
2023-24 Men's Basketball

Game Time: 7:02 PM
Game Duration: 2:08
Attendance: 11,116

Officials: Tod Valentine, Troy Skyles, Care Aubry

Simmons (KY) - 50

Record: 0-0

NO. Name	Min	FG	3P	FT	Rebounds	Fouls	TP	AS	TO	ST	Blocks	+	-
		M-A	M-A	M-A	OR DR TOT	PF					BS BA		
3 Gavin Withrow	22:29	3-8	0-3	0-0	1 1 2	1 5	6	5	0	5	0	1	-16
10 Trey Radcliff	18:14	3-4	0-0	0-0	0 3 3	1 0	6	2	1	0	1	0	-10
11 Mith Reckow	21:18	3-8	2-6	0-0	2 2 2	2 1	8	0	0	3	0	0	-11
21 Franklin Sampson	14:28	1-5	0-1	0-0	0 0 0	4 0	2	1	0	0	0	0	4
25 Phillip Richards, Jr.	15:43	2-4	0-0	1-3	0 1 1	4 1	5	0	1	0	2	1	-2
31 Don'Quel Andrews	01:32	0-2	0-1	0-0	0 0 0	0 0	0	0	2	0	0	0	-4
5 Steven Melton	17:36	0-4	0-3	0-0	2 1 3	2 0	0	1	2	0	0	1	-31
20 Calvin Wilder	17:52	2-7	1-1	3-4	0 0 0	3 2	8	0	2	1	0	0	-28
32 Brandon Austin	24:17	3-8	0-4	1-4	5 1 6	1 4	7	0	1	1	0	0	-39
12 Deondra Williams	05:20	0-1	0-0	0-0	0 0 0	0 2	0	2	0	0	0	0	0
24 Marlo McSwain	17:10	1-4	0-0	1-2	0 2 2	2 1	3	0	1	2	0	1	-26
4 Kevin Bland	12:11	0-2	0-1	1-2	1 0 1	1 1	1	0	1	1	0	0	-25
23 Jeneul Aquino	07:56	1-4	0-1	0-1	0 1 1	0 0	2	1	2	0	0	0	-14
22 Donald Palmer	03:54	1-2	0-1	0-0	1 0 1	1 0	2	0	0	0	0	0	-3
Team					0 0 0	0 0	0	0	2				
Totals	20:03	3-22	7-15	10 12 22	22 27	50	12	15	13	3	6	-41	

Technical Fouls: NONE

Louisville - 91

Record: 0-0

NO. Name	Min	FG	3P	FT	Rebounds	Fouls	TP	AS	TO	ST	Blocks	+	-
		M-A	M-A	M-A	OR DR TOT	PF					BS BA		
0 Mike James	23:35	4-8	2-3	3-3	2 5 7	2 3	13	1	1	0	1	2	22
12 JJ Traynor	17:13	3-4	0-1	4-4	3 3 6	2 2	10	0	0	0	3	0	8
11 Dennis Evans	17:06	4-4	0-0	1-4	4 5 9	0 2	9	0	2	1	2	0	26
1 Curtis Williams	23:44	5-8	3-4	2-2	1 4 5	0 3	15	3	0	0	0	0	33
55 Sky Clark	23:02	2-10	1-6	3-4	0 1 1	3 4	8	6	2	1	0	0	26
3 Koran Davis	09:17	0-3	0-0	0-0	1 1 2	0 0	1	2	0	0	0	0	10
4 Ty-Laur Johnson	15:54	2-3	1-2	2-2	0 4 4	3 1	7	2	4	0	0	0	15
5 Brandon Huntley-Hatfield	17:21	1-3	0-1	2-2	2 4 6	0 1	4	0	1	1	0	1	7
22 Tre White	16:16	4-5	0-0	4-4	1 3 4	2 3	12	0	4	0	0	0	10
34 Emmanuel Okorofor	09:39	1-2	0-0	2-2	1 0 2	1 0	2	0	2	0	0	0	4
10 Kaleb Glenn	18:41	3-7	1-2	2-4	0 3 3	2 3	9	0	1	1	0	0	37
15 Hercy Miller	06:08	1-1	0-0	0-0	0 1 1	0 0	2	0	0	0	0	0	4
33 Aidan McCool	02:04	0-0	0-0	0-0	0 0 0	0 0	0	0	0	0	0	0	3
Team					2 1 3	0 0	0	0	0	0	0	0	0
Totals	30:58	8-19	23-29	17 37 54	17 22 39	81	13	22	4	8	3	41	

Technical Fouls: NONE

Biggest lead

SIM

LOU

3 (1st 19:02)

43 (2nd 0:36)

Points from Turnovers

SIM 20 21

LOU 30 36

Paint

SIM 16 34

LOU 50 54

Best Scoring Run

7 (2nd 17:39)

19 (1st 1:04)

Lead Changes

1

Second Chance

SIM 5 26

LOU 26

Fast Breaks

SIM 16 34

LOU 50 54

Time with Lead

14:38

21:55

GAME 1

Nov. 6, 2023 • Louisville 94, UMB 93
KFC Yum! Center • Louisville, Ky.



Official Basketball Box Score - Final
UMB at Louisville
11/06/23 KFC Yum! Center, Louisville
2023-24 Men's Basketball

Game Time: 7:01 PM
Game Duration: 2:09
Attendance: 11,010

Officials: Bert Smith, Jeff Fox, Ian McDermott

UMB - 93

Record: 0-1

NO. Name	Min	FG	3P	FT	Rebounds	Fouls	TP	AS	TO	ST	Blocks	+	-
		M-A	M-A	M-A	OR DR TOT	PF					BS BA		
5 Max Lorca-Lloyd	22:34	2-7	0-0	1-2	3 4 7	2 2	5	1	0	0	3	3	-8
10 Devan Sapp	04:38	3-7	3-6	0-0	1 3 4	1 1	9	0	2	3	0	0	-3
13 Dion Brown	03:52	11-20	2-4	4-7	2 3 5	4 4	28	3	4	2	0	2	-2
23 Bryce Johnson	02:57	8-14	3-6	2-3	1 3 4	5 3	21	2	1	0	0	0	-13
24 Marcus Banks	04:57	1-4	0-2	0-0	0 1 1	5 0	2	0	1	0	0	0	-6
4 Merlon Short	25:11	2-2	0-0	2-3	1 3 4	2 5	6	1	0	2	0	0	-1
11 Khydarious Smith	17:26	5-9	1-1	2-5	2 3 5	3 4	13	0	0	0	0	0	7
21 Franck Emmou	16:50	3-5	2-2	0-0	0 1 1	4 0	8	2	0	0	0	0	6
15 Ashton Reese	00:30	0-0	0-0	0-0	0 0 0	0 0	0	0	0	0	0	0	3
1 Ace Valentine	10:05	0-1	0-0	1-2	2 2 4	0 1	1	4	2	1	0	0	12
Team					0 0 0	0 0	0	0	0	0	0	0	0
Totals	35:59	11-21	12-22	12 23 35	26 20	93	13	11	8	3	5	-1	

Technical Fouls: NONE

Louisville - 94

Record: 1-0

NO. Name	Min	FG	3P	FT	Rebounds	Fouls	TP	AS	TO	ST	Blocks	+	-
		M-A	M-A	M-A	OR DR TOT	PF					BS BA		
0 Mike James	33:15	6-12	0-3	13-14	2 8 10	2 8	25	1	1	0	0	1	2
5 Brandon Huntley-Hatfield	19:08	2-4	0-1	1-3	5 5 10	3 2	5	1	3	1	0	1	13
11 Dennis Evans	16:25	3-5	0-0	1-2	0 2 2	0 1	7	0	0	0	0	0	-5
22 Tre White	06:25	4-10	0-1	3-5	3 6 9	4 3	11	1	4	1	0	0	0
55 Sky Clark	32:14	4-11	0-1	3-8	1 1 2	5 6	11	3	3	1	0	1	9
12 JJ Traynor	26:22	5-10	1-3	0-3	1 2 3	1 3	13	0	0	0	0	1	-8
1 Curtis Williams	09:41	1-2	0-1	0-0	0 1 0	1 1	2	0	2	0	0	0	-12
4 Ty-Laur Johnson	20:47	4-6	1-2	3-4	1 1 2	3 2	12	2	1	1	0	0	3
10 Kaleb Glenn	02:52	0-1	0-1	0-0	1 1 2	0 0	1	0	0	0	0	0	-3
13 Danilo Jovanovich	02:44	0-1	0-1	0-0	0 1 1	0 0	0	0	0	0	0	0	2
34 Emmanuel Okorofor	10:08	4-6	0-0	0-0	4 2 6	1 0	8	0	0	0	2	0	1
Team					0 0 0	0 0	0	0	0	0	0	0	0
Totals	34:58	2-14	24-39	20 27 47	20 26	94	9	14	4	5	3	1	

Technical Fouls: NONE

Biggest lead

UMB

LOU

13 (1st 2:42)

6 (1st 16:45)

Points from Turnovers

UMB 15 16

LOU 42 60

Paint

UMB 48 45

LOU 93 94

Best Scoring Run

10 (1st 2:42)

10 (2nd 17:16)

Lead Changes

14

Second Chance

UMB 8 0

LOU 11 11

Fast Breaks

UMB 28 35

LOU 40 54

Time with Lead

26:24

08:37

EXHIBITION 2

Oct. 30, 2023 • Kentucky Wesleyan 71, Louisville 68
KFC Yum! Center • Louisville, Ky.



Official Basketball Box Score - Final
Ky. Wesleyan at Louisville
10/30/23 KFC Yum! Center, Louisville
2023-24 Men's Basketball

Game Time: 7:01 PM
Game Duration: 2:17
Attendance: 10,112

Officials: Jamie Luckie, Adam Pore, Kelen Miller

Ky. Wesleyan - 71

Record: 0-0

NO. Name	Min	FG	3P	FT	Rebounds	Fouls	TP	AS	TO	ST	Blocks	+	-
		M-A	M-A	M-A	OR DR TOT	PF					BS BA		
4 Na'Vuan Peterson	06:41	0-1	0-0	0-0	0 1 1	3 0	0	0	0	0	0	0	-6
32 Borja Fernandez	03:07	8-18	0-3	3-4	2 5 7	4 3	19	1	5	0	0	2	2
3 Fares Remouche	10:14	0-3	0-0	0-0	2 0 2	0 0	0	0	1	0	0	0	0
5 Dom Subota	01:52	0-0	0-0	0-0	0 1 1	0 0	0	0	0	0	0	0	3
21 Kavevon Mitchell	07:52	3-9	3-7	4-4	0 3 3	3 2	13	1	1	0	0	1	-2
1 Alay Gray	21:56	0-1	0-0	4-4	4 8 3	2 4	1	1	1	0	0	0	2
2 Kennedy Miles	22:32	2-7	1-5	5-6	0 2 2	4 6	10	2	3	2	0	0	2
12 Edward Jones Jr.	26:37	3-7	1-2	3-4	4 4 8	1 2	10	1	0	0	1	2	5
30 Aleksa Rakic	10:02	0-0	0-0	0-0	0 1 1	2 0	0	1	0	0	0	0	3
33 Logan McIntire	22:36	4-11	2-8	0-0	0 6 6	3 2	10	3	0	0	0	0	17
11 Jake Evans	16:32	2-4	0-2	1-4	2 2 4	0 5	3	2	1	0	0	0	3
Team					2 2 4	0 0	0	0	0	0	0	0	0
Totals	22:61	7-27	20-26	16 31 47	23 22	71	14	14	4	1	8	3	

Technical Fouls: NONE

Louisville - 68

Record: 0-0

NO. Name	Min	FG	3P	FT	Rebounds	Fouls	TP	AS	TO	ST	Blocks	+	-
		M-A	M-A	M-A	OR DR TOT	PF					BS BA		
0 Mike James	33:29	2-6	2-6	10-									

GAME 3

Nov. 15, 2023 • Louisville 61, Coppin State 41
KFC Yum! Center • Louisville, Ky.



Official Basketball Box Score - Final
Coppin St. at Louisville
11/15/23 KFC Yum! Center, Louisville
2023-24 Men's Basketball

Game Time: 7:01 PM
Game Duration: 1:45
Attendance: 10,501

Officials: Roger Ayers, John Gaffney, Chase Shaw

Coppin St. - 41

Record: 0-4

Box score table for Coppin St. vs Louisville, showing player stats for minutes, field goals, 3-pointers, free throws, rebounds, fouls, and blocks.

Shooting By Period table for Coppin St., showing 1st, 2nd, and 3rd quarter shooting percentages and totals.

Technical Fouls: NONE

Louisville - 61

Record: 2-1

Box score table for Louisville vs Coppin St., showing player stats for minutes, field goals, 3-pointers, free throws, rebounds, fouls, and blocks.

Shooting By Period table for Louisville, showing 1st, 2nd, and 3rd quarter shooting percentages and totals.

Technical Fouls: NONE

Summary statistics table for Louisville vs Coppin St., including biggest lead, best scoring run, lead changes, and time with lead.

Points from Turnovers, Paint, and Second Chance table for Louisville vs Coppin St.

GAME 4

Nov. 19, 2023 • #19/17 Texas 81, Louisville 80
Madison Square Garden • New York



Official Basketball Box Score - Final
Texas at Louisville
11/19/23 Madison Square Garden, New York
2023-24 Men's Basketball

Game Time: 3:30 PM
Game Duration: 2:30
Attendance: 17,647

Officials: AJ Desai, Brent Hampton, Sean Hull

Texas - 81

Record: 4-0

Box score table for Texas vs Louisville, showing player stats for minutes, field goals, 3-pointers, free throws, rebounds, fouls, and blocks.

Shooting By Period table for Texas, showing 1st, 2nd, and 3rd quarter shooting percentages and totals.

Technical Fouls: NONE

Louisville - 80

Record: 2-2

Box score table for Louisville vs Texas, showing player stats for minutes, field goals, 3-pointers, free throws, rebounds, fouls, and blocks.

Shooting By Period table for Louisville, showing 1st, 2nd, and 3rd quarter shooting percentages and totals.

Technical Fouls: NONE

Summary statistics table for Louisville vs Texas, including biggest lead, best scoring run, lead changes, and time with lead.

GAME 5

Nov. 20, 2023 • Indiana 74, Louisville 66
Madison Square Garden • New York



Official Basketball Box Score - Final
Indiana at Louisville
11/20/23 Madison Square Garden, New York
2023 Saatchi Empire Classic - Third Place Game

Game Time: 4:30 PM
Game Duration: 2:05

Officials: Brian O'Connell, Tom Morrison, Sean Hull

Indiana - 74

Record: 3-1

Box score table for Indiana vs Louisville, showing player stats for minutes, field goals, 3-pointers, free throws, rebounds, fouls, and blocks.

Shooting By Period table for Indiana, showing 1st, 2nd, and 3rd quarter shooting percentages and totals.

Technical Fouls: NONE

Louisville - 66

Record: 2-3

Box score table for Louisville vs Indiana, showing player stats for minutes, field goals, 3-pointers, free throws, rebounds, fouls, and blocks.

Shooting By Period table for Louisville, showing 1st, 2nd, and 3rd quarter shooting percentages and totals.

Technical Fouls: NONE

Summary statistics table for Louisville vs Indiana, including biggest lead, best scoring run, lead changes, and time with lead.

Points from Turnovers, Paint, and Second Chance table for Louisville vs Indiana.

GAME 6

Nov. 26, 2023 • Louisville 90, New Mexico State 84 (OT)
KFC Yum! Center • Louisville, Ky.



Official Basketball Box Score - Final
New Mexico St. at Louisville
11/26/23 KFC Yum! Center, Louisville
2023-24 Men's Basketball

Game Time: 1:01 PM
Game Duration: 2:43
Attendance: 10,527

Officials: Lee Cassel, Blt Covington Jr., Tommy Morrissey

New Mexico St. - 84

Record: 3-5

Box score table for New Mexico St. vs Louisville, showing player stats for minutes, field goals, 3-pointers, free throws, rebounds, fouls, and blocks.

Shooting By Period table for New Mexico St., showing 1st, 2nd, and 3rd quarter shooting percentages and totals.

Technical Fouls: NONE

Louisville - 90

Record: 3-3

Box score table for Louisville vs New Mexico St., showing player stats for minutes, field goals, 3-pointers, free throws, rebounds, fouls, and blocks.

Shooting By Period table for Louisville, showing 1st, 2nd, and 3rd quarter shooting percentages and totals.

Technical Fouls: NONE

Summary statistics table for Louisville vs New Mexico St., including biggest lead, best scoring run, lead changes, and time with lead.

GAME 7

Nov. 29, 2023 • Louisville 73, Bellarmine 68
KFC Yum! Center • Louisville, Ky.



Official Basketball Box Score - Final
Bellarmine at Louisville
11/29/23 KFC Yum! Center, Louisville
2023-24 Men's Basketball

Game Time: 8:01 PM
Game Duration: 2:10
Attendance: 11,538

Officials: Pat Driscoll, Tony Otazoa, Greg Evans

Bellarmine - 68

Record: 2-6

NO.	Name	Min	FG	3P	FT	Rebounds	Fouls	TP	AS	TO	ST	Blocks	BS	BA	+	-		
			M-A	M-A	M-A	OR DR TOT	PF	FD				BS	BA					
12	Langdon Hatton	F	21:00	0-1	0-0	0	3	2	5	1	2	0	2	1	0	1	-7	
2	Alec Piriam	G	33:04	4-7	0-2	6-6	1	7	8	5	3	14	1	4	4	1	0	1
5	Peter Suder	G	35:00	2-10	0-3	2-2	1	6	7	5	6	5	3	1	0	0	4	
10	Garrett Tipton	G	33:34	6-17	4-8	2-2	0	3	3	3	3	18	1	1	0	0	3	
22	Bash Wieland	G	37:29	6-13	0-3	6-7	1	5	6	2	5	18	2	1	1	0	-1	
4	Dezmond McKinney	G	16:06	2-4	0-0	0-0	0	1	1	1	0	4	2	1	0	0	-10	
11	Billy Smith	G	22:12	2-6	2-4	2-2	0	0	0	4	1	8	0	1	0	0	-3	
55	Zac Jennings	G	01:35	0-0	0-0	0-0	0	0	0	0	0	0	0	0	0	0	-2	
Team						2	1	3				0						
Totals			22:58	6-20	18-19	8	25	33	22	19	68	13	12	7	2	4	-5	

Technical Fouls: Bench 2 2nd 4:31

Louisville - 73

Record: 4-3

NO.	Name	Min	FG	3P	FT	Rebounds	Fouls	TP	AS	TO	ST	Blocks	BS	BA	+	-	
			M-A	M-A	M-A	OR DR TOT	PF	FD				BS	BA				
0	Mike James	F	24:43	4-9	2-5	0-0	0	4	4	5	1	10	0	1	1	0	0
5	Brandon Huntley-Hatfield	F	24:00	3-5	0-0	3-6	3	7	10	2	4	9	1	3	0	2	1
12	JJ Traynor	F	30:02	3-5	0-2	0-0	1	5	6	2	0	6	0	2	0	2	0
22	Tre White	G	34:33	3-8	1-2	7-8	1	3	4	2	4	14	3	1	0	0	9
55	Sky Clark	G	37:25	7-13	3-8	4-4	0	2	2	3	5	21	3	4	0	0	3
4	Ty-Laur Johnson	G	18:20	3-9	0-3	2-2	0	2	2	4	4	5	3	0	0	1	11
10	Kaleb Glenn	G	12:25	1-3	0-0	0-2	4	3	7	3	2	2	0	0	0	0	2
11	Dennis Evans	G	04:42	0-1	0-0	0-0	0	0	0	0	0	0	0	0	0	0	0
1	Curtis Williams	G	11:43	1-5	1-3	0-0	0	2	2	0	1	3	1	0	0	0	-6
13	Danilo Jovanovich	G	02:07	0-1	0-1	0-0	0	0	0	0	0	0	0	0	0	0	-2
Team						1	0	1				0					
Totals			25:58	7-24	16-22	10	28	38	19	21	73	13	14	1	4	2	5

Technical Fouls: NONE

	BEL	LOU
Biggest lead	7 (1st 0:45)	12 (2nd 10:41)
Best Scoring Run	7 (1st 16:34)	9 (2nd 10:41)
Lead Changes	4	
Times Tied	1	
Time with Lead	15:57	23:20

Points from	BEL	LOU
Turnovers	19	12
Paint	28	28
Second Chance	4	8
Fast Breaks	4	2
Bench	12	13

Period by Period Scoring	1st	2nd	TOT
BEL	27	41	68
LOU	22	51	73

GAME 8

Dec. 3, 2023 • Virginia Tech 75, Louisville 68
Cassell Coliseum • Blacksburg, Va.



Official Basketball Box Score - Final
Louisville at Virginia Tech
12/03/23 Cassell Coliseum, Blacksburg, Va.
2023-24 Men's Basketball

Game Time: 4:00 PM
Game Duration: 2:06
Attendance: 8,925

Officials: Roger Ayers, Ron Groover, Clarence Armstrong

Louisville - 68

Record: 4-4 (0-1)

NO.	Name	Min	FG	3P	FT	Rebounds	Fouls	TP	AS	TO	ST	Blocks	BS	BA	+	-	
			M-A	M-A	M-A	OR DR TOT	PF	FD				BS	BA				
0	Mike James	F	33:26	4-12	2-5	0-0	2	7	9	4	2	10	4	1	1	0	-8
5	Brandon Huntley-Hatfield	F	38:01	4-6	0-1	6-6	2	7	9	3	5	14	0	1	0	1	-1
12	JJ Traynor	F	27:36	3-7	1-2	1-2	2	3	5	2	1	8	0	0	0	2	0
22	Tre White	G	34:18	4-10	1-4	1-1	0	3	3	1	2	10	4	3	3	1	0
55	Sky Clark	G	36:10	4-12	1-4	7-8	0	2	2	4	5	16	3	3	0	0	2
4	Ty-Laur Johnson	G	19:03	4-8	1-3	1-1	1	1	2	3	2	10	0	2	2	0	-10
1	Curtis Williams	G	05:35	0-2	0-0	0-0	0	0	0	0	0	0	0	0	0	0	-10
34	Emmanuel Okorator	F	01:59	0-0	0-0	0-0	0	0	0	0	0	0	0	0	0	0	-6
10	Kaleb Glenn	G	03:52	0-0	0-0	0-0	0	0	0	0	0	4	0	0	1	0	-5
Team						2	1	3				0					
Totals			23:57	6-19	16-18	9	24	33	21	17	68	11	14	6	4	2	-7

Shooting By Period	1st	2nd	3rd	4th
1st FG%	12.28	42.9%		
3PT%	4-10	40.0%		
FT%	3-3	100%		
2nd FG%	11-29	37.9%		
3PT%	2-9	22.2%		
FT%	13-15	86.7%		
GMFG%	23-57	40.4%		
3PT%	6-19	31.6%		
FT%	16-18	88.9%		

Dead Ball Rebounds: 3-0

Virginia Tech - 75

Record: 6-3 (1-0)

NO.	Name	Min	FG	3P	FT	Rebounds	Fouls	TP	AS	TO	ST	Blocks	BS	BA	+	-	
			M-A	M-A	M-A	OR DR TOT	PF	FD				BS	BA				
23	Tyler Nickel	F	24:48	1-6	1-6	0-0	0	2	2	2	0	3	2	0	1	1	0
31	Robbie Beran	F	12:47	1-7	0-4	0-0	0	1	1	0	1	0	0	0	1	1	-12
15	Lynn Kidd	C	24:40	8-13	0-0	3-4	0	4	4	1	2	19	1	1	0	0	0
0	Hunter Cattoor	G	38:27	3-6	1-3	5-5	1	2	3	2	6	12	2	2	3	0	6
3	Sean Pedulla	G	26:19	2-6	0-3	4-6	1	4	5	4	4	8	4	4	0	0	-7
2	MJ Collins	G	23:49	5-10	3-3	7-7	2	2	4	3	5	20	4	1	0	0	2
4	Mekhi Long	G	27:20	1-3	0-1	2-4	2	6	8	0	2	4	1	1	2	0	0
34	Myljael Poteat	F	15:34	3-4	0-0	1-1	0	2	2	2	1	7	1	0	0	0	1
10	Brandon Rechsteiner	G	03:31	0-0	0-0	0-0	0	0	0	0	0	0	0	0	0	0	11
13	Jaydon Young	G	03:06	0-0	0-0	0-0	0	0	0	0	0	0	0	0	0	0	-3
Team						2	1	3				0					
Totals			24:55	5-20	22-27	8	24	32	17	21	75	16	10	6	2	4	7

Shooting By Period	1st	2nd	3rd	4th
1st FG%	12.30	40.0%		
3PT%	3-10	30.0%		
FT%	3-4	75%		
2nd FG%	12-25	48.0%		
3PT%	2-10	20.0%		
FT%	19-23	82.6%		
GMFG%	24-55	43.6%		
3PT%	5-20	25.0%		
FT%	22-27	81.5%		

Dead Ball Rebounds: 4-0

Technical Fouls: NONE

	Cards	Hokies
Biggest lead	8 (1st 16:32)	8 (2nd 0:12)
Best Scoring Run	7 (1st 16:32)	11 (2nd 17:44)
Lead Changes	9	
Times Tied	2	
Time with Lead	19:45	18:32

Points from	Cards	Hokies
Turnovers	17	17
Paint	26	36
Second Chance	5	10
Fast Breaks	12	5
Bench	10	31

Period by Period Scoring	1st	2nd	TOT
Cards	31	37	68
Hokies	30	45	75

GAME 9

Dec. 9, 2023 • DePaul 75, Louisville 68
Winstrust Arena • Chicago, Ill.



Official Basketball Box Score - Final
Louisville at DePaul
12/09/23 Winstrust Arena, Chicago
2023-24 Men's Basketball

Game Time: 1:00 PM
Game Duration: 2:05
Attendance: 4,255

Officials: Matt Potter, Justin Porterfield, Ed Corliss

Louisville - 68

Record: 4-5

NO.	Name	Min	FG	3P	FT	Rebounds	Fouls	TP	AS	TO	ST	Blocks	BS	BA	+	-	
			M-A	M-A	M-A	OR DR TOT	PF	FD				BS	BA				
0	Mike James	F	33:32	6-12	0-1	6-7	3	3	6	2	4	18	2	1	2	0	-8
5	Brandon Huntley-Hatfield	F	27:09	1-2	0-0	2-4	1	5	6	5	5	4	0	0	1	0	0
10	Kaleb Glenn	F	12:33	0-0	0-0	0-0	0	2	2	0	1	0	0	0	0	0	-7
22	Tre White																

GAME 11

Dec. 17, 2023 • Louisville 85, Pepperdine 63
KFC Yum! Center • Louisville, Ky.



Official Basketball Box Score - Final
Pepperdine at Louisville
12/17/23 KFC Yum! Center, Louisville
2023-24 Men's Basketball

Game Time: 2:01 PM
Game Duration: 1:55
Attendance: 10,475

Officials: Jeffery Clark, Keith Hirtle, Nathan Farrell

Pepperdine - 63

NO. Name	Min	FG M-A	3P M-A	FT M-A	Rebounds		Fouls	TP	AS	TO	ST	Blocks		+/-
					OR	DR						BS	BA	
22-19 1-3 0-0 3-4	0 2 2 4	2 2 1 1	3 1 1 3	1 3 1 3	-3									
0 Houston Mallette	G 29:42	5-15	1-8	0-0	1 1 0 3	11	2	2	1	0	0	0	0	-19
1 Malik Ajayi	G 32:21	7-14	1-3	2-3	1 6 7 1	3	17	1	2	0	1	0	0	-16
3 Malik Moore	G 33:16	3-10	1-4	3-4	0 4 4 1	3	10	3	2	0	1	0	0	-23
20 Ethan Anderson	G 32:51	3-5	1-3	0-0	0 3 3 1	2	7	3	2	1	0	0	0	-29
2 Jalen Pitre	G 15:15	0-0	0-0	0-0	1 0 1 3	0	0	0	2	1	0	0	0	-25
13 Cord Stansberry	11:53	2-4	1-2	2-2	1 0 1 2	1	7	2	0	0	0	0	0	0
14 Javon Porter	11:18	2-6	1-4	1-1	0 4 1 1	1	6	0	1	0	0	0	0	-14
21 Nils Cooper	03:53	0-0	0-0	0-0	1 1 0 0	0	0	0	0	0	0	0	0	0
35 Aladi Cassama	02:47	0-0	0-0	0-0	0 0 0 1	0	0	0	0	0	0	0	0	6
24 John Squire	01:45	0-0	0-0	0-0	1 1 0 0	0	0	0	0	0	0	0	0	5
10 Paul Jordan	01:20	0-0	0-0	0-0	0 0 0 0	0	0	0	0	0	0	0	0	4
33 David Mager	01:20	0-0	0-0	0-0	0 0 0 0	0	0	1	0	0	0	0	0	4
Team					2 0 2	0	0	0	0	0	0	0	0	0
Totals		23-57	6-24	11-14	5 22 27	14 15	63	14	13	5	4	2	2	-22

Technical Fouls: NONE

Louisville - 85

NO. Name	Min	FG M-A	3P M-A	FT M-A	Rebounds		Fouls	TP	AS	TO	ST	Blocks		+/-
					OR	DR						BS	BA	
0 Mike James	F 30:19	7-14	3-4	2-2	1 5 6	2 2	19	1	3	1	1	1	1	25
5 Brandon Huntley-Hatfield	F 30:47	6-11	0-0	8-11	6 6 12	1 7	20	2	1	0	2	1	0	16
4 Ty-Laur Johnson	G 24:59	2-7	1-2	0-0	0 4 4	3 1	5	4	3	2	1	2	1	14
22 Tre White	G 32:31	5-7	0-0	0-1	1 5 6	3 2	10	3	1	2	0	0	0	17
55 Skyy Clark	G 28:14	2-11	0-4	2-2	1 3 4	0 2	6	5	2	1	0	0	0	19
1 Curtis Williams	22:58	6-8	4-5	0-0	0 1 1	1 0	16	1	2	1	0	0	0	17
10 Kaleb Glenn	12:57	2-6	0-0	0-0	2 3 5	4	4	1	0	0	0	0	0	0
34 Emmanuel Okorator	07:02	1-1	0-0	0-0	2 0 2	1 0	2	0	1	0	0	0	0	-3
15 Hercy Miller	04:14	1-1	1-1	0-0	0 0 0	1 0	3	0	0	0	0	0	0	-5
23 Alexander Payne	04:14	0-0	0-0	0-0	0 0 0	0 0	0	0	0	0	0	0	0	-5
33 Aidan McCool	01:45	0-0	0-0	0-0	0 0 0	0 0	0	0	0	0	0	0	0	-5
Team					2 1 3	0	0	0	0	0	0	0	0	0
Totals		32-66	9-16	12-16	15 28 43	15 14	85	17	13	7	4	5	22	

Technical Fouls: NONE

Biggest lead	PEP		LOU	
	3 (1 st 18:49)	30 (2 nd 3:57)		
Best Scoring Run	8 (2 nd 0:34)		10 (2 nd 11:32)	
Lead Changes	2		2	
Times Tied	2		2	
Time with Lead	00:28		38:11	

Points from Turnovers	PEP		LOU	
	10	16		
Paint	22		40	
Second Chance	7		17	
Fast Breaks	9		6	
Bench	13		25	

Period by Period Scoring	PEP			LOU		
	1st	2nd	TOT	1st	2nd	TOT
	25	38	63	39	46	85

GAME 12

Dec. 21, 2023 • #9 Kentucky 95, Louisville 76
KFC Yum! Center • Louisville, Ky.



Official Basketball Box Score - Final
Kentucky at Louisville
12/21/23 KFC Yum! Center, Louisville
2023-24 Men's Basketball

Game Time: 6:01 PM
Game Duration: 2:10
Attendance: 17,293

Officials: Ron Groover, Lee Cassell, Pat Adams

Kentucky - 95

NO. Name	Min	FG M-A	3P M-A	FT M-A	Rebounds		Fouls	TP	AS	TO	ST	Blocks		+/-
					OR	DR						BS	BA	
2 Aaron Bradshaw	F 20:56	1-2	0-0	0-0	3 1 4	4	2	2	0	1	0	1	0	5
4 Tre Mitchell	F 30:02	7-13	4-7	0-0	2 10 12	3 2	18	1	2	2	3	0	0	8
1 Justin Edwards	G 23:48	6-10	1-3	0-0	3 4 7	4 1	13	1	2	2	0	0	0	14
12 Antonio Reeves	G 30:19	10-16	4-5	6-7	1 0 1	2 4	30	2	1	2	0	0	0	19
21 D.J. Wagner	G 18:24	1-6	0-2	0-0	1 0 1	2 0	2	1	1	0	0	0	0	-4
0 Rob Dillingham	21:23	5-9	0-2	2-3	1 1 2	1 1	12	2	1	1	1	1	0	0
15 Read Sheppard	26:57	5-6	2-3	3-4	0 4 4	1 2	11	1	1	1	1	1	0	0
3 Adou Thiero	13:25	2-4	1-2	2-2	1 3 4	1 1	7	0	1	0	1	0	0	22
33 Ugonna Oryenso	07:38	0-1	0-0	0-0	2 2 0	0 0	2	0	0	0	0	0	0	11
23 Jordan Burks	03:04	0-0	0-0	0-0	0 0 0	0 0	2	0	0	0	0	0	0	-5
14 Brennan Canada	00:52	0-0	0-0	0-0	0 0 0	0 0	0	0	0	0	0	0	0	-3
20 Joey Hart	00:52	0-0	0-0	0-0	0 0 0	0 0	0	0	0	0	0	0	0	-3
22 Walker Horn	00:52	0-0	0-0	0-0	0 0 0	0 0	0	0	0	0	0	0	0	-2
25 Kareem Watkins	00:52	0-1	0-1	0-0	0 0 0	0 0	0	0	0	0	0	0	0	-3
13 Grant Darbyshire	00:36	0-0	0-0	0-0	0 0 0	0 0	0	0	0	0	0	0	0	-1
Team					0 0 0	0	0	0	0	0	0	0	0	0
Totals		35-68	12-25	13-16	11 26 37	21 13	95	19	13	9	8	2	19	

Technical Fouls: Edwards 2nd 6:20

Louisville - 76

NO. Name	Min	FG M-A	3P M-A	FT M-A	Rebounds		Fouls	TP	AS	TO	ST	Blocks		+/-
					OR	DR						BS	BA	
0 Mike James	F 33:42	2-11	1-4	7-8	1 5 6	4 4	12	2	1	2	0	3	-21	
5 Brandon Huntley-Hatfield	F 33:39	5-8	0-0	0-0	3 8 11	1 0	16	0	2	1	0	0	-17	
4 Ty-Laur Johnson	G 21:46	0-6	0-2	2-2	0 0 0	0 4	3	2	4	1	0	0	-18	
22 Tre White	G 25:48	4-8	1-2	2-3	1 1 2	3 1	21	2	2	0	1	0	-7	
55 Skyy Clark	G 35:38	6-11	2-5	6-11	1 0 1	2 5	10	5	3	1	0	0	15	
1 Curtis Williams	21:36	2-8	0-3	1-2	0 2 2	0 1	5	0	0	0	0	0	-24	
10 Kaleb Glenn	11:31	0-2	0-0	0-0	0 4 4	0 0	0	0	0	0	0	0	2	
34 Emmanuel Okorator	06:21	2-3	0-0	1-2	1 2 3	0 2	5	0	0	0	0	0	1	
13 Danilo Jovanovich	05:35	1-1	0-0	1-1	0 1 0	1 0	2	3	0	0	0	0	0	-2
15 Hercy Miller	01:46	0-1	0-1	2-2	0 0 0	0 0	1	2	1	1	1	0	0	1
23 Alexander Payne	01:46	0-0	0-0	0-0	0 0 0	0 0	0	0	0	0	0	0	0	-1
33 Aidan McCool	00:52	0-0	0-0	0-0	0 0 0	0 0	0	0	0	0	0	0	0	-3
Team					5 0 5	0	0	0	0	0	0	0	0	0
Totals		25-59	4-17	22-31	12 23 35	14 20	76	14	13	6	2	8	19	

Technical Fouls: Johnson 2nd 18:34

Biggest lead	KEN		LOU	
	26 (2 nd 17:36)	5 (1 st 17:48)		
Best Scoring Run	12 (2 nd 18:34)		7 (2 nd 14:57)	
Lead Changes	7		10	
Times Tied	4		2	
Time with Lead	33:14		04:31	

Points from Turnovers	KEN		LOU	
	19	13		
Paint	40		26	
Second Chance	15		10	
Fast Breaks	11		2	
Bench	30		15	

Period by Period Scoring	KEN			LOU		
	1st	2nd	TOT	1st	2nd	TOT
	53	42	95	33	43	76

GAME 13

Jan. 3, 2024 • Virginia 77, Louisville 53
John Paul Jones Arena • Charlottesville, Va.



Official Basketball Box Score - Final
Louisville at Virginia
01/03/24 John Paul Jones Arena, Charlottesville
Virginia vs Louisville Men's Basketball

Game Time: 7:00 PM
Game Duration: 1:51
Attendance: 13,703

Officials: Ron Groover, Paul Seeb, Lee Cassell

Louisville - 53

NO. Name	Min	FG M-A	3P M-A	FT M-A	Rebounds		Fouls	TP	AS	TO	ST	Blocks		+/-
					OR	DR						BS	BA	
0 Mike James	F 29:12	4-10	0-4	3-4	0 4 4	4 2	11	2	2	0	0	1	-14	
5 Brandon Huntley-Hatfield	F 33:02	3-6	0-1	3-4	1 4 5	2 7	9	2	1	0	1	0	-13	
13 Danilo Jovanovich	F 24:44	2-5	0-2	0-0	1 1 2	1 4	4	2	0	1	0	0	-17	
4 Ty-Laur Johnson	G 25:56	2-5	0-2	2-3	1 4 3	2 4	6	1	0	1</				



2023-24 Louisville Men's Basketball Combined Team Statistics All games

Game Records

Record	Overall	Home	Away	Neutral
ALL GAMES	5-9	5-4	0-3	0-2
CONFERENCE	0-3	0-1	0-2	0-0
NON-CONFERENCE	5-6	5-3	0-1	0-2

Score by Periods

Team	1st	2nd	OT	TOT
Louisville	428	573	17	1018
Opponents	486	568	11	1065

Team Box Score

No.	Player	Total			3-Point			F-Throw		Rebounds				Other				PTS	AVG			
		GP-GS	MIN	AVG	FG-FGA	FG%	3FG-3FGA	3FG%	FT-FTA	FT%	OFF	DEF	TOT	AVG	Pf	DQ	A			TO	BLK	STL
55	CLARK, Skyy	14-14	478:18	34.2	66-168	.393	20-69	.290	56-72	.778	5	40	45	3.2	32	1	36	40	2	12	208	14.9
0	JAMES, Mike	14-14	439:55	31.4	57-135	.422	18-50	.360	50-61	.820	17	65	82	5.9	39	1	21	19	2	11	182	13.0
22	WHITE, Tre	12-12	377:28	31.5	50-124	.403	9-33	.273	43-60	.717	22	51	73	6.1	24	0	21	25	5	14	152	12.7
12	TRAYNOR, JJ	8-3	204:24	25.6	33-64	.516	7-19	.368	8-16	.500	12	25	37	4.6	18	1	1	8	4	2	81	10.1
5	HUNTLEY-HATFIELD, Brandon	14-14	406:27	29.0	44-82	.537	1-7	.143	40-54	.741	39	81	120	8.6	34	2	13	18	12	7	129	9.2
4	JOHNSON, Ty-Laur	14-5	320:60	22.9	32-91	.352	7-33	.212	41-51	.804	7	19	26	1.9	43	3	49	37	5	15	112	8.0
1	WILLIAMS, Curtis	14-0	209:30	15.0	29-75	.387	15-42	.357	2-4	.500	3	10	13	0.9	9	0	7	10	1	3	75	5.4
34	OKORAFOR, Emmanuel	10-0	68:18	6.8	13-22	.591	0-0	.000	1-2	.500	12	11	23	2.3	9	0	1	2	5	4	27	2.7
15	MILLER, Hercy	6-0	17:35	2.9	3-6	.500	2-4	.500	3-4	.750	0	0	0	0.0	2	0	3	2	0	1	11	1.8
11	EVANS, Dennis	7-5	64:15	9.2	5-8	.625	0-0	.000	1-2	.500	4	2	6	0.9	9	1	0	0	5	0	11	1.6
10	GLENN, Kaleb	14-1	128:25	9.2	10-25	.400	0-2	.000	1-7	.143	13	25	38	2.7	16	0	2	7	1	4	21	1.5
13	JOVANOVIĆ, Danilo	9-2	75:42	8.4	3-14	.214	0-5	.000	3-4	.750	6	6	12	1.3	4	0	2	2	1	2	9	1.0
23	PAYNE, Alexander	8-0	26:16	3.3	0-1	.000	0-0	.000	0-0	.000	1	2	3	0.4	3	0	1	0	0	0	0	0.0
33	MCCOOL, Aidan	6-0	07:27	1.2	0-0	.000	0-0	.000	0-0	.000	0	1	1	0.2	0	0	0	0	0	0	0	0.0
Team											25	10	35				8					
Total		14	2825		345-815	.423	79-264	.299	249-337	.739	166	348	514	36.7	242	9	157	178	43	75	1018	72.7
Opponents		14	2825		383-837	.458	100-315	.317	199-267	.745	139	348	487	34.8	280	10	205	164	56	94	1065	76.1

Team Statistics

	LOU	OPP
Scoring	1018	1065
Points per game	72.7	76.1
Scoring margin	-3.4	-
Field goals-att	345-815	383-837
Field goal pct	.423	.458
3 point fg-att	79-264	100-315
3-point FG pct	.299	.317
3-pt FG made per game	5.6	7.1
Free throws-att	249-337	199-267
Free throw pct	.739	.745
F-Throws made per game	17.8	14.2
Rebounds	514	487
Rebounds per game	36.7	34.8
Rebounding margin	+1.9	-
Assists	157	205
Assists per game	11.2	14.6
Turnovers	178	164
Turnovers per game	12.7	11.7
Turnover margin	-1.0	-
Assist/turnover ratio	0.9	1.3
Steals	75	94
Steals per game	5.4	6.7
Blocks	43	56
Blocks per game	3.1	4.0
Winning streak	0	-
Home win streak	0	-
Attendance	103262	26883
Home games-Avg/Game	9-11474	3-8961
Neutral site-Avg/Game	-	2-15068

Team Results

Date	Opponent		Score	Att.
11/06/2023	UMBC	W	94-93	11010
11/10/2023	Chattanooga	L	71-81	10634
11/15/2023	Coppin St.	W	61-41	10501
11/19/2023	vs Texas	L	80-81	19147
11/20/2023	vs Indiana	L	66-74	10988
11/26/2023	New Mexico St.	Wot	90-84	10527
11/29/2023	Bellarmine	W	73-68	11538
12/03/2023	at Virginia Tech	L	68-75	8925
12/09/2023	at DePaul	L	68-75	4255
12/13/2023	Arkansas St.	L	63-75	10401
12/17/2023	Pepperdine	W	85-63	10475
12/21/2023	Kentucky	L	76-95	17293
01/03/2024	at Virginia	L	53-77	13703
01/06/2024	Pittsburgh	L	70-83	10883



2023-24 Louisville Men's Basketball Combined Team Statistics In Conference games

Game Records

Record	Overall	Home	Away	Neutral
ALL GAMES	0-3	0-1	0-2	0-0
CONFERENCE	0-3	0-1	0-2	0-0
NON-CONFERENCE	0-0	0-0	0-0	0-0

Score by Periods

Team	1st	2nd	OT	TOT
Louisville	87	104	0	191
Opponents	107	128	0	235

Team Box Score

No.	Player	Total					3-Point		F-Throw		Rebounds				Other Stats							
		GP-GS	MIN	AVG	FG-FGA	FG%	3FG-3FGA	3FG%	FT-FTA	FT%	OFF	DEF	TOT	AVG	PF	DQ	A	TO	BLK	STL	PTS	AVG
0	JAMES, Mike	3-3	99:39	33.2	16-34	.471	7-16	.438	5-6	.833	3	14	17	5.7	10	0	8	5	1	3	44	14.7
55	CLARK, Skyy	3-3	104:40	34.9	10-28	.357	4-13	.308	11-12	.917	0	13	13	4.3	8	0	7	6	1	0	35	11.7
22	WHITE, Tre	1-1	34:18	34.3	4-10	.400	1-4	.250	1-1	1.000	0	3	3	3.0	1	0	4	3	1	3	10	10.0
5	HUNTLEY-HATFIELD, Brandon	3-3	100:40	33.6	8-15	.533	0-3	.000	10-12	.833	4	13	17	5.7	7	0	3	4	2	0	26	8.7
1	WILLIAMS, Curtis	3-0	55:40	18.6	9-22	.409	6-15	.400	1-2	.500	0	1	1	0.3	2	0	2	2	1	0	25	8.3
12	TRAYNOR, JJ	1-1	27:36	27.6	3-7	.429	1-2	.500	1-2	.500	2	3	5	5.0	2	0	0	0	2	0	8	8.0
4	JOHNSON, Ty-Laur	3-2	77:12	25.7	8-20	.400	2-9	.222	5-6	.833	2	8	10	3.3	8	0	7	11	1	3	23	7.7
10	GLENN, Kaleb	3-0	43:45	14.6	5-8	.625	0-0	.000	0-0	.000	3	7	10	3.3	6	0	0	4	0	2	10	3.3
13	JOVANOVIICH, Danilo	2-2	35:42	17.9	2-6	.333	0-2	.000	2-2	1.000	3	1	4	2.0	2	0	2	1	0	1	6	3.0
15	MILLER, Hercy	2-0	06:08	3.1	1-1	1.000	1-1	1.000	1-2	.500	0	0	0	0.0	1	0	2	0	0	0	4	2.0
23	PAYNE, Alexander	2-0	09:47	4.9	0-0	.000	0-0	.000	0-0	.000	1	2	3	1.5	2	0	1	0	0	0	0	0.0
34	OKORAFOR, Emmanuel	1-0	01:59	2.0	0-0	.000	0-0	.000	0-0	.000	0	0	0	0.0	0	0	0	0	0	0	0	0.0
33	MCCOOL, Aidan	2-0	02:54	1.5	0-0	.000	0-0	.000	0-0	.000	0	0	0	0.0	0	0	0	0	0	0	0	0.0
Team											2	2	4					4				
Total		3	600		66-151	.437	22-65	.338	37-45	.822	20	67	87	29.0	49	0	36	40	9	12	191	63.7
Opponents		3	600		80-170	.471	27-80	.338	48-58	.828	28	66	94	31.3	50	0	51	24	8	21	235	78.3

Team Statistics

	LOU	OPP
Scoring	191	235
Points per game	63.7	78.3
Scoring margin	-14.7	-
Field goals-att	66-151	80-170
Field goal pct	.437	.471
3 point fg-att	22-65	27-80
3-point FG pct	.338	.338
3-pt FG made per game	7.3	9.0
Free throws-att	37-45	48-58
Free throw pct	.822	.828
F-Throws made per game	12.3	16.0
Rebounds	87	94
Rebounds per game	29.0	31.3
Rebounding margin	-2.3	-
Assists	36	51
Assists per game	12.0	17.0
Turnovers	40	24
Turnovers per game	13.3	8.0
Turnover margin	-5.3	-
Assist/turnover ratio	0.9	2.1
Steals	12	21
Steals per game	4.0	7.0
Blocks	9	8
Blocks per game	3.0	2.7
Winning streak	0	-
Home win streak	0	-
Attendance	10883	22628
Home games-Avg/Game	1-10883	2-11314
Neutral site-Avg/Game	-	0-0

Team Results

Date	Opponent		Score	Att.
12/03/2023	at Virginia Tech	L	68-75	8925
01/03/2024	at Virginia	L	53-77	13703
01/06/2024	Pittsburgh	L	70-83	10883

2023-24 LOUISVILLE CARDINALS



0 Mike James
G/F | 6-5 | 200 | R-So.
Orlando, Fla.



1 Curtis Williams
G/F | 6-5 | 205 | Fr.
Detroit, Mich.



4 Ty-Laur Johnson
G | 6-0 | 160 | Fr.
Brooklyn, N.Y.



5 Brandon Huntley-Hatfield
F | 6-10 | 240 | Jr.
Clarksville, Tenn.



10 Kaleb Glenn
F | 6-6 | 205 | Fr.
Louisville, Ky.



11 Dennis Evans
C | 7-1 | 215 | Fr.
Riverside, Calif.




12 JJ Traynor
F | 6-8 | 190 | Sr.
Bardstown, Ky.



13 Danilo Jovanovich
F | 6-8 | 220 | So.
Milwaukee, Wis.



15 Hercy Miller
G | 6-3 | 175 | Jr.
Los Angeles, Ca.



22 Tre White
G | 6-7 | 205 | So.
Dallas, Texas



23 Zan Payne
G/F | 6-5 | 230 | 6th
Lexington, Ky.



33 Aidan McCool
G | 6-3 | 170 | Sr.
Charleston, S.C.



34 Emmanuel Okorafor
F/C | 6-9 | 220 | So.
Abia, Nigeria



55 Skyy Clark
G | 6-3 | 205 | So.
Los Angeles, Calif.



Kenny Payne
Head Coach
(Louisville '03)
Second year at Louisville



Danny Manning
Associate Head Coach
(Kansas '91)
Second year at Louisville



Nolan Smith
Assistant Coach
(Duke '11)
Second year at Louisville



Josh Jamieson
Assistant Coach
(Southern Oregon '00)
Second year at Louisville