



VIRGINIA TECH

2023-24 MEN'S BASKETBALL



13 NCAA APPEARANCES / 14 NIT APPEARANCES (2 CHAMPIONSHIPS) /
19 ALL-ACC SELECTIONS / 10 ALL-AMERICANS / 20 NBA DRAFT PICKS

GAME 16

THE MATCHUP

VIRGINIA TECH HOKIES

10-5, 2-2 ACC

Head Coach: Mike Young (Emory & Henry, 1986)
Record at Virginia Tech: 83-56 (5th Season)
Career Record: 382-300 (22nd Season)
vs. Miami: 3-7 (3-5 at VT)

VS

MIAMI HURRICANES

11-4, 2-2 ACC

Head Coach: Jim Larrañaga (Providence, 1971)
Record at Miami: 266-153 (13th Season)
Career Record: 736-487 (40th Season)
vs. Virginia Tech: 17-10 (17-10 at UM)

GAME 16 | VIRGINIA TECH vs. MIAMI - JAN. 13, 2024 | 7PM | ACCN | BLACKSBURG, VA. | CASSELL COLISEUM (8,925)

BROADCAST INFORMATION

TV | ACCN

Wes Durham, PxP
Dan Bonner, Analyst

RADIO | VT Sports Network

Zach Mackey, PxP
Mike Burnop, Analyst

VIDEO STREAM

ESPN.com and ESPN app

LIVE STATS

stats.hokiesports.com



@CanesHoops



@HokiesMBB

PROJECTED STARTERS

Virginia Tech	Ht.	Wt.	Yr.	Hometown	PPG	RPG	Other
G 3 Sean Pedulla	6-1	195	Jr.	Edmond, Okla.	14.8	3.7	Team-high 53 assists
G 0 Hunter Cattoor	6-3	200	Gr.	Orlando, Fla.	13.5	2.9	288 career 3FG (VT record)
G 23 Tyler Nickel	6-7	220	So.	Harrisonburg, Va.	9.4	2.1	24 3FG (3rd-most on team)
F 4 Mekhi Long	6-7	200	Gr.	Bryans Road, Md.	4.3	5.3	2nd on team with 80 rebounds
F 15 Lynn Kidd	6-10	235	Sr.	Gainesville, Fla.	14.7	7.3	4 dbl-dbls on the season



KEY STORYLINES

THE SERIES

- Tech will be looking to snap its two-game losing skid in the Miami series when the Hurricanes come to town Saturday. Miami swept the season series a year ago, including a 76-70 win in Blacksburg.
- The Hokies trail the all-time series, 27-20. The first game of the series was played on Jan. 10, 2001 in Blacksburg.
- Tech has won six of the previous 11 head-to-head meetings. The previous six games have been decided by a combined 25 points.
- Tech is 10-10 all-time against Miami in Blacksburg, and has lost two in a row inside Cassell, which includes a 78-75 setback on Jan. 26,

2022 when UM guard Charlie Moore connected on a halfcourt heave at the buzzer.

CLOSE CALLS WITH MIAMI

- Tech and Miami have had some absolute down-to-the-wire games, recently.
- In fact, four of the last six meetings have all been decided by four points or less.
- The last seven have been decided by nine points or less.

DEFEND THE CASSELL

- Tech is unbeaten at home through eight games this season.
- It marks the second straight

season the Hokies have opened 8-0.

- In the 2022-23 season, Tech won its first eight games before falling 68-65 to Clemson on Jan. 4, 2023.
- The Hokies opened the 2018-19 season 11-0.
- Tech is one of 81 Division I teams to be unbeaten at home this season, including five in the ACC.
- VT is tied for the 29th-longest active home winning streak in the country (9-0).
- Tech's last home loss was to No. 13 Miami, 76-70, on Feb. 21, 2023.
- Saturday night will mark the Hokies' fourth sellout of the season. Tech's remaining seven home ACC games are also sellouts.

2023-24 SCHEDULE

RECORD	10-5
ACC	2-2
NON-CONFERENCE	8-3
HOME	8-0
AWAY	0-3
NEUTRAL	2-2

Date	Opponent	TV	Time/Result
11/6	Coppin State	ACGNX	W, 100-55
11/10	South Carolina ¹	ACGN	L, 77-79
11/15	Campbell	ACGNX	W, 60-44
11/19	Wofford	ACGNX	W, 98-76
11/23	Boise State ²	ESPNU	W, 82-75
11/24	Iowa State ²	ESPN2	W, 71-62
11/26	#19 Florida Atlantic ²	ESPN	L, 50-84
11/29	at Auburn ³	ESPN2	L, 57-74

12/3	Louisville [*]	ACGN	W, 75-68
12/9	Valparaiso	CW	W, 71-50
12/16	Vermont	ACGN	W, 73-51
12/21	American	ACGNX	W, 77-55
12/30	at Wake Forest [*]	ESPN2	L, 63-86

1/6	at Florida State [*]	ACGN	L, 74-77
1/10	#21 Clemson [*]	ESPN2	W, 87-72
1/13	Miami [*]	ACGN	7 PM
1/17	at Virginia [*]	ESPNU	7 PM
1/20	at NC State [*]	CW	12 PM
1/23	Boston College [*]	ACGN	9 PM
1/27	Georgia Tech [*]	ACGN	5 PM
1/29	Duke [*]	ESPN	7 PM

2/3	at Miami [*]	-	12 PM
2/10	at Notre Dame [*]	CW	5:30 PM
2/13	Florida State [*]	-	9 PM
2/17	at North Carolina [*]	ACGN	2 PM
2/19	Virginia [*]	ESPN	7 PM
2/24	at Pitt [*]	CW	5:30 PM
2/27	at Syracuse [*]	-	7 PM

3/2	Wake Forest [*]	CW	5:30 PM
3/5	at Louisville [*]	-	7 PM
3/9	Notre Dame [*]	ESPNEWS	2 PM
3/12-16	ACC Tournament ⁴	ESPN	-

All Times Eastern

* - ACC Game

1 - Hall of Fame Series Charlotte (Charlotte, N.C.)

2 - ESPN Events Invitational (Orlando, Fla.)

3 - ACC/SEC Challenge (Auburn, Ala.)

4 - New York Life ACC Tournament (Washington, D.C.)



CONTACT INFO

Brian Cox | Phone: (540) 250-0624
Email: bcox90@vt.edu
Associate AD, Creative Communications

Will Copeland | Phone: (757) 814-0930
Email: cwil199@vt.edu
Associate Director, Creative Communications

QUICK FACTS

THE BASICS

University Name: Virginia Tech
 Location: Blacksburg, Va.
 Founded: 1872
 Enrollment: 37,000
 President: Dr. Tim Sands
 Director of Athletics: Whit Babcock
 Nickname: Hokies
 Mascot: Hokie Bird
 Colors: Chicago Maroon and Burnt Orange
 Affiliation: NCAA Division I
 Conference: Atlantic Coast (18th Season)

FACILITY FACTS

CASSELL COLISEUM
 Capacity: 8,925
 Record in Arena: 656-212 (.756)
 First Game: VT vs. Alabama (Jan. 3, 1962)
 Largest Crowd: 11,500 (vs. Purdue, Dec. 3, 1966)

TEAM INFORMATION

2022-23 Record: 19-15
 Home/Away/Neutral: 13-4/2-10/4-1
 Conference Record: 8-12
 Home/Away: 6-4/2-8
 Conference Finish: 11th
 Conference Tournament: Second Round
 Starters Returning/Lost: 2/3
 Letterwinners Returning/Lost: 5/3
 Newcomers: 7

Total seasons: 116
 First season: 1908-09
 All-Time Record: 1,547-1,277
 All-Time ACC Record: 148-183
 All-Time ACC Tournament Record: 15-18
 ACC Championship Game Appearances (Titles): 1 (1 - 2022)
 NCAA Tournament Appearances (Last): 13 (2022)
 All-Time NCAA Record: 8-13



MEDIA INFORMATION

CREDENTIALS

Outlets interested in obtaining credentials to cover Virginia Tech basketball home games must apply for credentials via: media.hokiesports.com/credentials.

You may also email: bcox90@vt.edu.

All credentials for Virginia Tech home games this season will be issued on a single-game basis, and media seating is extremely limited.

INTERVIEW POLICY

During ACC play, Mike Young conducts weekly media press conferences, via Zoom. To request the Zoom link for a particular week, please email Brian Cox (bcox90@vt.edu).

Gamedays: Coach Mike Young and select players will be available to the media following a 10-minute cooling off period after the game. For home games, interviews of Coach Young and players will be conducted in-person in the Cassell Coliseum media center.

Non-Gamedays: All coach and player interview requests need to be arranged through the Virginia Tech Creative Communications Office - contact Brian Cox (c. 540-250-0624; e. bcox90@vt.edu). Players and coaches should not be contacted directly under any circumstances.



2023-24 VIRGINIA TECH NUMERICAL ROSTER

No.	Name	Cl.	Pos.	Ht.	Wt.	Hometown	Previous School
0	Hunter Cattoor	Gr.	G	6-3	200	Orlando, Fla.	Bishop Moore
2	MJ Collins	So.	G	6-4	195	Clover, S.C.	Combine Academy
3	Sean Pedulla	Jr.	G	6-1	195	Edmond, Okla.	Edmond Memorial
4	Mekhi Long	Gr.	F	6-7	200	Bryans Road, Md.	Old Dominion
5	Patrick Wessler	r-Fr.	C	7-0	255	Matthews, N.C.	Combine Academy
10	Brandon Rechsteiner	Fr.	G	6-1	185	Acworth, Ga.	Etowah
11	John Camden	r-So.	F	6-8	220	Downingtown, Pa.	Memphis
13	Jaydon Young	Fr.	G	6-4	205	Goldsboro, N.C.	Greensboro Day School
15	Lynn Kidd	Sr.	C	6-10	235	Gainesville, Fla.	Clemson
23	Tyler Nickel	So.	G/F	6-7	220	Harrisonburg, Va.	North Carolina
31	Robbie Beran	Gr.	F	6-9	215	Richmond, Va.	Northwestern
33	Michael Ward	So.	G	6-2	175	Bethesda, Md.	Walt Whitman
34	Mylyjael Poteat	Sr.	F	6-9	265	Reidsville, N.C.	Rice
55	Conner Venable	Fr.	G	6-3	190	Washington, D.C.	The Heights School

COACHING & SUPPORT STAFF

Head Coach: Mike Young (Emory & Henry, 1986)
Record at VT: 83-56 (5th Year)
Overall Record: 382-300 (22nd Year)
Assistant Coach: J.D. Byers (1st Year)
Assistant Coach: Kevin Giltner (5th Year)
Assistant Coach: Christian Webster (8th Year)
Chief of Staff: Stephanie Ballein (5th Year)
Special Assistant for Recruiting: Matt Olinger (5th Year)
Director of Player Personnel: Ryan Nadeau (6th Year)
Special Assistant to the Head Coach: Ace Custis (5th Year)
Strength & Conditioning: David Jackson (16th Year)
Athletic Trainer: Hisham Ziyout (5th Year)

PRONUNCIATION GUIDE

Hunter Cattoor	cuh-TOUR
Sean Pedulla	puh-DOOL-uh
Patrick Wessler	WES-lerr
Brandon Rechsteiner	WRECK-stein-er
Robbie Beran	BARE-in
Mylyjael Poteat	Muh-LIE-juhl POH-teet

ROSTER BY CLASS

Freshmen (4)	Sophomores (4)	Juniors (1)	Seniors (5)
Brandon Rechsteiner	John Camden*	Sean Pedulla	Robbie Beran^
Jaydon Young	MJ Collins		Hunter Cattoor^
Conner Venable	Tyler Nickel		Lynn Kidd
Patrick Wessler*	Michael Ward		Mekhi Long^
			Mylyjael Poteat

* = Redshirt
 ^ = Graduate Student

SOCIAL



BY THE NUMBERS

56

Sean Pedulla (32) and **Tyler Nickel (24)** combined for **56 points** against No. 21 Clemson. It was the first time VT players scored 30+ and 20+ in the same game since 11/17/17 vs. Washington at MSG.

32

Sean Pedulla's 32 points vs. No. 21 Clemson are the **most** by an **ACC player** in a **conference game** this season. The junior point guard is averaging 29 points per game in his last two outings.

66

Home teams in the top 7 conferences are winning **66%** of their **league games**, up from 61% the previous two seasons.

NOTEWORTHY

SHOES 4 HOPE

- A collaboration between Virginia Tech Athletics and Carilion Clinic, the Hokies are set to take part in the second annual Shoes 4 Hope game on Saturday vs. Miami.
- Patients at Carilion Children's and players from both the men's and women's teams painted shoes on Dec. 13 for coaches to wear Jan. 13 vs. Miami (MBB) and Jan. 21 vs. Clemson (WBB) as part of Coaches vs. Cancer, a nationwide initiative that empowers basketball coaches, their teams, and local communities to make a difference in the fight against cancer.
- The painted shoes will be put up for auction to support Pediatric Hematology and Oncology at Carilion. All proceeds and donations benefit Carilion Children's Hematology and Oncology Clinic and local children fighting cancer.

DIALING IT UP FROM DEEP

- Tech hit 13 3-pointers against No. 21 Clemson on Jan. 10, marking the seventh time this season it has reached double-digit threes.
- The Hokies are 6-1 this season when knocking down at least 10 triples in a game.

Opponent	3FG/A	Score
Coppin State	13/31	W, 100-55
Wofford	10/20	W, 98-76
Iowa State	11/28	W, 71-62
Valparaiso	10/27	W, 71-50
Vermont	10/29	W, 73-51
Florida State	11/23	L, 74-77
Clemson	13/24	W, 87-72

- Under Mike Young, Tech is 41-9 when hitting double-digit threes in a game. Five of those losses came in Young's first season at the helm.

WE DON'T TURN THE BALL OVER HERE

- If one attends a VT men's basketball practice, you are almost guaranteed to hear head coach Mike Young say at some point: "We don't turn the ball over here."
- Over the last six seasons, only one Mike Young team has ranked outside the top 65 in the nation for turnovers per game - this one.

Season	Turnovers Per Game	Rank
2023-24	11.9	141
2022-23	9.9	12
2021-22	10.9	37

2020-21	11.6	63
2019-20	9.9	4
2018-19	10.9	30

- Tech is averaging 15 turnovers in its five losses this season.

ONE OF ONE

- Against American, Lynn Kidd became the only DI men's basketball player this season to produce a stat line of at least 31 points, at least 14 field goals made and at least 11 rebounds versus a DI opponent.
- Only two other players - Keyshawn Hall (George Mason) and Hunter Dickinson (Kansas) - have achieved that stat line this season. However, their production came against Bridgewater College (DIII) and Chaminade (DII), respectively.

DOUBLE-DOUBLE KINGS

- Lynn Kidd registered his fourth double-double of the season, totaling 31 points and 11 rebounds in a 77-55 win over American.
- The senior is tied for fifth among ACC players in double-doubles recorded this season.

Rank	Player (School)	Dbl-Dbls
1	Norchad Omier (Miami)	7
	Armando Bacot (UNC)	7
3	Quinten Post (BC)	5
	Kyle Filipowski (Duke)	5
5	Lynn Kidd (VT)	4
	J.R. Konieczny (Notre Dame)	4
	Ian Schieffelin (Clemson)	4

'TIS THE SEASON FOR CHARITY

- Perhaps one of the most impressive stats 15 games into the season for the Hokies is their ability to get to the free-throw line and convert on those opportunities.
- Tech ranks third in the ACC and seventh nationally in free-throw percentage (78.3%) and third in the ACC in free throws made per game (16.4).
- North Carolina and Louisville are the only two ACC teams who convert more from the line than Tech per game.

ACC Rank	Team	FTM/G
1	North Carolina	18.8
2	Louisville	17.5
3	Virginia Tech	16.4

- Tech is 5-1 on the season when it connects on 20-plus free throws in a game - the lone

loss coming at Auburn.

NOT KIDDING AROUND

- Lynn Kidd is one of the breakout stories in the ACC early on. From a player who only saw action in seven games his freshman season at Clemson*, to averaging 14.7 points and 7.3 rebounds per game as a senior at Virginia Tech, Mike Young and his staff have developed a force to be reckoned with down low.

Season	PPG	RPG	MPG	FG%
2020-21*	1.1	1.0	4.7	.333
2021-22	0.7	1.1	2.5	.375
2022-23	5.0	3.4	12.7	.664
2023-24	14.7	7.3	24.9	.651

- Entering this weekend, here's where Kidd ranks among ACC players in a few statistical categories.

Stat	Avg./%	Rank
Scoring	14.7	18th
Rebounding	7.3	10th
FG%	.651	1st

HISTORY MADE IN HIS HOMETOWN

- Hunter Cattoor surpassed A.D. Vassallo for the most 3-pointers made in a career in program history against Boise State on Nov. 23. The record came in Cattoor's hometown of Orlando and was achieved in nine fewer games than Vassallo.

Seasons	Name	GP	3FG
2019-pr.	Hunter Cattoor	134	288
2005-09	A.D. Vassallo	133	267
2007-11	Malcolm Delaney	136	264
1986-89	Wally Lancaster	82	257
2014-18	Justin Bibbs	128	254

HUNT IN HIS BAG OFF THE COURT, TOO

- This past June, Hunter Cattoor and longtime girlfriend Chloe Brooks got engaged.
- His IG caption read: "Added another ring to our collection." Cattoor won the 2022 ACC title, while Brooks, a guard for VT women's basketball, won the 2023 ACC championship en route to the program's first-ever Final Four.
- Chloe Brooks is the second of Tech women's basketball head coach Kenny Brooks' three daughters.

YOUNG MOVING UP THE RANKS

- Mike Young is in his fifth season in Blacksburg and ranks eighth in all-time wins

at VT.

Name	Seasons	Record
Charles Moir	11 (1976-87)	213-119 (.642)
Seth Greenberg	9 (2003-12)	170-123 (.580)
Chuck Noe	7 (1955-62)	109-51 (.681)
Howie Shannon	7 (1964-71)	104-68 (.605)
Bill Foster	6 (1991-97)	101-78 (.564)
Buzz Williams	5 (2014-19)	100-69 (.592)
Don DeVoe	5 (1971-76)	88-45 (.662)
Mike Young	5 (2019-pr.)	83-56 (.597)

NON-CON NO JOKE

- According to the KenPom rankings, Tech played the second-toughest nonconference schedule since the service began keeping the metric.
- The Hokies have faced three opponents so far in the top 25 of the NET: Iowa State (5), Florida Atlantic (6) and Auburn (21).

Season	Nonconference Schedule Ranking
2006-07	135
2023-24	141
2007-08	150
2011-12	152
2010-11	158
2021-22	174

FUN TO PLAY WITH

- Tech freshman point guard Brandon Rechsteiner dished out 11 assists against American, becoming the first Hokie with an 11-assist game since Justyn Mutts on Feb. 12, 2022 vs. Syracuse.
- He's Tech's first true freshman to rack up that many assists in a single game since Devin Wilson on Nov. 26, 2013.
- Rechsteiner is one of seven freshmen in the country to post at least 11 assists in a single game this season.

Player	School	Assists
Brock Harding	Iowa	12
Brandon Rechsteiner	Virginia Tech	11
Nait George	Georgia Tech	11
Bailey Nunn	Sacramento State	11
Alex Odam	Jacksonville State	11
K'Jei Parker	Florida A&M	11
Reed Sheppard	Kentucky	11

SEVEN STRAIGHT TRIPS TO THE POSTSEASON

- With the Hokies' selection into the 2023 NIT, they have now been selected for a postseason tournament in seven consecutive seasons.

Year	Postseason Tournament	Head Coach
2023	NIT	Mike Young
2022	NCAA	Mike Young
2021	NCAA	Mike Young
2019	NCAA	Buzz Williams
2018	NCAA	Buzz Williams
2017	NCAA	Buzz Williams
2016	NIT	Buzz Williams

- A pretty remarkable turnaround for a program that prior to 2017 had only gone to the NCAA Tournament once (2007) in 20 years. Tech has been to the Big Dance a total of 13 times in program history and 14 times to the NIT.

SHENANDOAH VALLEY STAND UP!

- Tyler Nickel hails from Harrisonburg, Va., in the Shenandoah Valley, the home region of two other Commonwealth basketball greats in Dell Curry and Ralph Sampson. Curry went on to play at Virginia Tech, finishing as the program's No. 2 all-time leading scorer with 2,385 career points and was drafted by the Utah Jazz in 1986. Sampson was a three-time national player of the year at Virginia, before being drafted as the No. 1 overall pick in the 1983 NBA Draft.
- However, it is Nickel who is the Virginia High School League's all-time leading scorer with 2,909 career points, passing the likes of Mac McClung, J.J. Redick, Moses Malone, Alonzo Mourning, Grant Hill and Allen Iverson on the way to the top.



ACC ACTIVE CAREER 3FG LEADERS

NAME (SCHOOL)	3FG	GP
1. Joe Girard III (Clemson)	340	140
2. Darin Green, Jr. (Florida State)	339	129
3. DJ Horne (NC State)	292	135
4. Hunter Cattoor (Virginia Tech)	288	134
5. Nijel Pack (Miami)	268	101
6. Blake Hinson (Pitt)	239	111
7. Cormac Ryan (North Carolina)	232	129
8. RJ Davis (North Carolina)	201	115
9. Damari Monsanto (Wake Forest)	173	69
10. Josh Nickelberry (Florida State)	160	102

ACC ACTIVE CAREER 3FG% LEADERS

NAME (SCHOOL)	3FG-3FGA	3FG%
1. Isaac McKneely (Virginia)	89-207	43.0
2. Alex Hemenway (Clemson)	124-289	42.9
3. Hunter Cattoor (Virginia Tech)	288-690	41.7
Nijel Pack (Miami)	268-642	41.7
5. Wooga Poplar (Miami)	79-199	39.7
6. Bensley Joseph (Miami)	71-180	39.4
7. Jake Heidbreder (Clemson)	119-304	39.1
8. Jaeden Zackery (Boston College)	91-237	38.4
9. Damari Monsanto (Wake Forest)	173-448	38.6
10. DJ Horne (NC State)	292-761	38.4

VT CAREER GAMES PLAYED

NAME (YEARS)	GP
1. Malcolm Delaney (2007-11)	136
2. Dorenzo Hudson (2007-12)	135
3. Hunter Cattoor (2019-pr.)	134
Ahmed Hill (2014-19)	134
Jeff Allen (2007-11)	134
6. Terrell Bell (2007-11)	133
A.D. Vassallo (2005-09)	133
8. Devin Wilson (2013-18)	129
Erick Green (2009-13)	129
10. Justin Bibbs (2014-18)	128
Bobby Beecher (1982-86)	128

VT CAREER 3FG%

NAME (YEARS)	3FG-3FGA	3FG%
1. Ty Outlaw (2015-19)	136-291	46.7
2. Justin Bibbs (2014-18)	254-599	42.4
3. Hunter Cattoor (2019-pr.)	288-690	41.7
4. Eddie Lucas (1997-99)	121-294	41.2
5. Jalen Cone (2019-21)	101-246	41.1

TEAM COMPARISON

VT	Stat	MIA
74.3	Points Per Game	84.3
67.2	Opponents Points Per Game	72.3
+7.1	Scoring Margin	+11.9
34.6	Rebounds Per Game	38.3
+3.7	Rebounding Margin	+4.7
.459	FG Percentage	.494
.428	FG Percentage Defense	.420
.360	3FG Percentage	.410
.317	3FG Percentage Defense	.289
7.9	3FG Made Per Game	9.6
.783	FT Percentage	.789
15.3	Assists Per Game	16.3
11.9	Turnovers Per Game	12.9

DANCIN' IN BACK-TO-BACK SEASONS

- In previous seasons in Virginia Tech history, the fastest head coach to make the NCAA Tournament was in Year Three. Those Hokies were Howie Shannon, Charlie Moir and Buzz Williams.
- Therefore, with Mike Young doing so in Year Two, he became the fastest Tech coach to make The Dance.
- The Hokies have also never had a head coach lead them to the NCAA Tournament in two of their first three seasons.
- Mike Young becomes just the third head coach in program history to register multiple trips to the NCAA Tournament, joining Charlie Moir and Buzz Williams.
- Here's a rundown of the head coaches who have guided Tech to the NCAA Tournament.

Head Coach	NCAAT Years	# of App.
Charlie Moir	1979, 1980, 1985, 1986	4
Buzz Williams	2017, 2018, 2019	3
Mike Young	2021, 2022	2
Don DeVoe	1976	1
Bill Foster	1996	1
Seth Greenberg	2007	1
Howie Shannon	1967	1

ONE BIG FAMILY

- The camaraderie between the VT men's and women's basketball teams as described by Hunter Cattoor:
- "I'd say it's like a whole big family there. We play and practice in the same facility, so we see them every day, whether that's working out on our own time or during lift and practice. We see them all around. We're saying hey to them. I know Coach Brooks is doing a great job over there with that team. But I look at them as family. ... I think it's great for both programs to be together and support each other and want each other to do well."

50 SPOT

- Tech shot over 50% in a game five times during the 2020-21 season - going 5-0.
- Since Young got to Blacksburg, the Hokies are 38-5 in contests shooting 50% or greater - only losses: vs. BYU (11/27/19), vs.

Miami (1/26/22), at College of Charleston (11/20/22), at Miami (1/31/23), vs. South Carolina (11/10/23).

- Since the 2010-11 season, Tech is 109-16 when shooting 50% or better.

COACH HUNT


- Mike Young had never let a player install a play before in his 38 years of coaching. He'd never had a player like Hunter Cattoor before, though.
- "He wants to be a coach," Young said on Oct. 3. "I had him install [a play] yesterday. I don't think I've ever done that in 38 years as a coach.
- "He commands a great deal of admiration and respect for what he's done here. [It] permeates throughout the program. I think he has embraced that and has done quite a good job thus far, and it'll be very important for this bunch."
- With defense being a point of emphasis for the entire Tech team heading into the season, Cattoor's tutelage will be crucial — and the teaching role is one he hopes to continue into the future. H/T Jack Brizendine

FOCUSED ON TEAM SUCCESS

- As Cattoor wraps up his career in Blacksburg this season, his focus will be on getting the team back to the top of the ACC — and he knows everyone's personal goals will come to fruition in the process.
- "At the end of the day, you want to go out on a high note. You want to compete for another ACC championship. You want to make it to the big dance and make a run," he said.
- "I think that's just the main thing to worry about — team success — and the individual success will come along." H/T Jack Brizendine

BYERS BOUGHT IN ON DEFENSIVE END

- J.D. Byers was hired as an assistant coach in April, bringing 13 years of experience at the Division I level with him to Blacksburg. He worked three stints with current Penn State head coach Mike Rhoades, most recently at VCU from 2017 to 2023.
- According to KenPom, VCU ranked 15th in adjusted defensive efficiency last season. Its three rankings the previous four seasons: seventh, 14th, 45th and seventh. Tech has only posted a top-40 defense five times since joining the ACC in 2004, the last time being 2019-20 under Buzz Williams (No. 20). H/T David Cunningham
- Though he wasn't necessarily the main reason why the Rams were so stingy on defense, Byers brought those lessons to Blacksburg. He watched Tech's games from last season through a unique lens since he wasn't involved, and the players said his feedback in specific areas has really helped.



The 2023-24 season marks the 22nd for Mike Young as a head coach.

SPECIALTY STAT TRACKER

Opponent	Off TOs	Paint	2nd Chance	FB	Bench
Coppin State	30	36	8	10	50
South Carolina	11	36	7	6	17
Campbell	12	30	11	6	9
Wofford	23	44	18	19	33
Boise State	27	32	2	19	22
Iowa State	7	16	10	5	15
Florida Atlantic	11	32	6	2	17
at Auburn	5	14	14	3	29
Louisville	17	36	10	5	31
Valparaiso	17	22	11	4	15
Vermont	17	24	8	7	24
American	15	48	6	4	28
at Wake Forest	7	30	0	5	25
at Florida State	8	22	11	2	14
Clemson	19	34	8	6	39
Miami					
at Virginia					
at NC State					
Boston College					
Georgia Tech					
Duke					
at Miami					
at Notre Dame					
Florida State					
at North Carolina					
Virginia					
at Pitt					
at Syracuse					
Wake Forest					
at Louisville					
Notre Dame					
Total +/-	+34	+2	-28	+24	+59
Season Highs	30	48	18	19	50

FAST BREAK

Tech has registered **two** wins over **top five** programs under head coach Mike Young - most recently an 81-73 win over No. 3 Villanova on Nov. 28, 2020.

SCHOOL RECORDS

INDIVIDUAL

Games Played (Season)	36, by 5 players
Games Started (Season)	36, by 5 players
Games Played (Career)	136, Malcolm Delaney (2007-11)
Games Started (Career)	126, Dell Curry (1982-86); Bobby Beecher (1982-86)
Consecutive Starts	123, Ace Custis (1993-97)
Minutes Played (Game)	55, by 3 players
Minutes Played (Season)	1,300, Malcolm Delaney (2010-11), 34 games
Minutes Played (Highest Season Average)	38.6, Jay Purcell (1991-92), 28 games
Minutes Played (Career)	4,688, Malcolm Delaney (2007-11)
Minutes Played (Highest Career Average)	35.1, Dale Solomon, 1978-82
Points (Overall Game)	52, Allan Bristow vs. George Washington (2-21-73)
Points (ACC Game)	37, Malcolm Delaney vs. Clemson (1-29-09)
Points (ACC Tournament Game)	32, Jalen Hudson vs. Wake Forest (3-10-15)
Points (NCAA Tournament)	29, Glen Combs vs. Indiana (3-17-67)
Points (NIT)	33, A.D. Vasallo vs. Duquesne (3-18-09)
Points (Season)	801, Erick Green (2012-13), 32 games
Points (ACC Season)	469, Erick Green (2012-13), 18 games
Points (Season Average)	26.6, Bimbo Coles (1988-89), 27 games
Points (Double-Figure Games, Season)	34, Dell Curry (1983-84), 35 games
Points (Career)	2,484, Bimbo Coles (1986-90)
Points (Career Average)	23.1, Allan Bristow (1970-73)
Points (Double-Figure Games, Career)	115, Dell Curry (1982-86)
Field Goals Made (Game)	22, Allan Bristow vs. George Washington (2-21-73)
3-Pointers Made (Game)	9, Hunter Cattoor at Florida State (1-29-22); Justin Robinson vs. Syracuse (1-26-19)
Field Goals Made (Season)	305, Dell Curry (1985-86), 30 games
3-Pointers Made (Season)	106, Wally Lancaster (1987-88), 29 games
Field Goals Made (Career)	1,021, Dell Curry (1982-86)
3-Pointers Made (Career)	288, Hunter Cattoor (2019-pr.)
Free Throws Made (Game)	20, by 3 players
Free Throws Made (Season)	230, Malcolm Delaney (2009-10), 33 games
Free Throws Made (Career)	721, Malcolm Delaney (2007-11)
Rebounds (Game)	36, Chris Smith vs. Washington & Lee (1-9-59)
Rebounds (Season)	495, Chris Smith (1959-60), 26 games
Rebounds (Career)	1,508, Chris Smith (1957-61)
Assists (Game)	12, by 3 players
Assists (Season)	192, Dave Sensibaugh (1975-76), 28 games
Assists (Career)	547, Bimbo Coles (1986-90)
Steals (Game)	8, by 3 players
Steals (Season)	94, Jamon Gordon (2006-07), 34 games
Steals (Career)	295, Dell Curry (1982-86)
Blocks (Game)	9, Roy Brow vs. James Madison (12-6-86); vs. Baptist College (12-12-87)
Blocks (Season)	100, Roy Brow (1987-88), 28 games
Blocks (Career)	251, Roy Brow (1984-88)
TEAM	
Points (Game)	141, vs. Southern Miss (2-6-88)
Points (Season)	2,646, 1987-88, 29 games
Field Goals Made (Game)	52, vs. VMI (2-20-59)
Field Goals Made (Season)	1,058, 1983-84, 35 games
FG Percentage (Game)	.722 (39-54), vs. Syracuse (1-28-76)
FG Percentage (Season)	.517 (1,030-1,993), 1981-82
3-Pointers Made (Game)	21, vs. Delaware State (11-20-19)
3-Pointers Made (Season)	327, 2018-19, 35 games
3FG Percentage (Game)	.720 (18-25), at Florida State (1-29-22)
3FG Percentage (Season)	.403 (290-720), 2016-17
Rebounds (Game)	83, vs. VMI (2-19-61)
Assists (Game)	36, vs. The Citadel (11-12-17)
Steals (Game)	21, at Clemson (2-8-06)
Blocks (Game)	15 (2x), last vs. VMI (12-9-09)

2023-24 HONORS WATCH



Sean Pedulla

The Almanac Top 100

- Ranked No. 96

Hunter Cattoor

ESPN Events Invitational

- All-Tournament team

Lynn Kidd

ACC Co-Player of the Week

- Dec. 26, 2023



BLUE COLLAR MENTALITY

- Fifth-year guard Hunter Cattoor talks about the work ethic and mentality a Coach Young team possesses.



EMBRACING ALL ASPECTS OF LIFE

- Robbie Beran has a deep connection with animals. He's pursuing a master's degree in applied animal behavior and welfare at Virginia Tech. Under his roof, Beran has his two dogs – Smokey (chihuahua) and Stella (a Labrador retriever/mutt mix) – then his girlfriend's dog, Ivy (golden retriever).
- The COVID-19 pandemic allowed Beran to embrace his connection with them and the emotional support they have to offer.
- Beran is also thrilled to be playing his final season of college basketball in the Commonwealth. The Richmond, Va., native is reunited with his sister, Annemarie, who attends the Edward Via College of Osteopathic Medicine (VCOM) in Blacksburg.



LEADING AT THE BREAK

- Over the last four seasons, Tech is 60-11 when leading at halftime.
- The Hokies are 72-16 in the Mike Young era when up at half.



NATIONAL POLLS

ASSOCIATED PRESS POLL

Updated: Jan. 8

Rank	School	Record	Points
1	Purdue (54)	14-1	1566
2	Houston (7)	14-0	1486
3	Kansas (2)	13-1	1481
4	UConn	13-2	1335
5	Tennessee	11-3	1291
6	Kentucky	11-2	1253
7	North Carolina	11-3	1213
8	Arizona	12-3	1107
9	Oklahoma	13-1	1023
10	Illinois	11-3	924
11	Marquette	11-4	869
	Duke	11-3	869
13	Memphis	13-2	843
14	Baylor	12-2	787
15	Wisconsin	11-3	663
16	Auburn	12-2	559
17	Colorado State	13-2	436
18	BYU	12-2	426
19	San Diego State	13-2	386
20	Utah State	14-1	241
21	Clemson	11-3	219
22	Creighton	11-4	187
23	Gonzaga	11-4	185
24	Florida Atlantic	11-4	165
25	Texas	11-3	148

Receiving Votes: Dayton 126, Ole Miss 125, JMU 98, Cincinnati 79, Nevada 77, Texas Tech 62, Wake Forest 38, Grand Canyon 35, Seton Hall 34, South Carolina 29, Miami 27, St. John's 18, Iowa State 16, Colorado 8, Alabama 7, NC State 7, Michigan State 7, Providence 6, Oregon 4, TCU 3, Northwestern 3, Utah 2

Dropped from Rankings: JMU 19, Ole Miss 22, Providence 23

USA TODAY COACHES' POLL

Updated: Jan. 8

Rank	School	Record	Points
1	Purdue (21)	14-1	788
2	Houston (10)	14-0	762
3	Kansas (1)	13-1	754
4	UConn	13-2	685
5	Tennessee	11-3	661
6	Kentucky	11-2	628
7	North Carolina	11-3	592
8	Arizona	12-3	556
9	Oklahoma	13-1	490
10	Illinois	11-3	455
11	Duke	11-3	446
12	Marquette	11-4	428
13	Memphis	13-2	410
14	Baylor	12-2	378
15	Wisconsin	11-3	341
16	Auburn	12-2	301
17	BYU	12-2	251
18	Colorado State	13-2	221
19	San Diego State	13-2	198
20	Creighton	11-4	147
21	Gonzaga	11-4	146
22	Clemson	11-3	133
23	Utah State	14-1	77
	Ole Miss	13-1	77
25	Florida Atlantic	11-4	58

Receiving Votes: Texas 55, Nevada 45, Cincinnati 36, Dayton 33, Iowa State 33, JMU 32, Grand Canyon 30, Miami 24, TCU 23, Wake Forest 21, Texas Tech 18, Ohio State 12, Seton Hall 11, Alabama 9, St. John's 8, Providence 7, Michigan State 7, Indiana State 5, South Carolina 3, Princeton 2, Villanova 1, New Mexico 1, Northwestern 1

Dropped from Rankings: JMU 20, Texas 22, Providence 23

TRACKING TECH

	AP	Coaches
Preseason	-	-
11/13	-	-
11/20	-	-
11/27	-	-
12/4	-	-
12/11	-	-
12/18	-	-
12/25	-	-
1/1	-	-
1/8	-	-
1/15	-	-
1/22	-	-
1/29	-	-
2/5	-	-
2/12	-	-
2/19	-	-
2/26	-	-
3/4	-	-
3/11	-	-
3/18	-	-
Final	-	-

Ratings Tracker (through Jan. 10)

ESPN.com BPI	37
KenPom.com	54
Massey	61
NCAA NET Rankings	46
Bart Torvik	58

Virginia Tech's "Best" NET Wins:

Iowa State	10
Clemson	30
Boise State	58
Vermont	127

2023-24 RANKING SUMMARY

Statistic	National Rank	Conference Rank	Value National Leader	Value Conference Leader	Value
Assist/Turnover Ratio (351 ranked)	97	8	1.29 BYU	2.04 Virginia	1.90
Assists Per Game (351 ranked)	85	5	15.3 BYU	21.6 Duke	16.7
Bench Points per game (351 ranked)	100	3	24.53 A&M-Corpus Christi SFA	40.27 Florida St.	28.80
Blocks Per Game (351 ranked)	256	13	2.9 Ole Miss	6.7 Syracuse	5.2
Effective FG pct (351 ranked)	92	5	0.532 Indiana St.	0.609 Miami (FL)	0.571
Fastbreak Points (351 ranked)	307	11	6.87 TCU	23.80 NC State	15.07
Field Goal Percentage (351 ranked)	123	6	45.9 Wright St.	54.1 Miami (FL)	49.4
Field Goal Percentage Defense (351 ranked)	161	12	42.8 Houston	34.6 Virginia	38.8
Fouls Per Game (351 ranked)	102	9	15.9 Creighton	10.9 Miami (FL)	13.1
Free Throw Attempts Per Game (351 ranked)	111	4	20.9 Tulane	28.9 North Carolina	24.9
Free Throw Percentage (351 ranked)	7	3	78.3 Stetson	83.1 Wake Forest	79.9
Free Throws Made Per Game (351 ranked)	46	3	16.4 Tulane	21.4 North Carolina	18.8
Rebound Margin (351 ranked)	110	7	3.7 Arizona	13.9 Pittsburgh	5.9
Rebounds (Defensive) Per Game (351 ranked)	157	10	26.00 UT Martin	32.38 North Carolina	28.53
Rebounds (Offensive) Per Game (351 ranked)	309	14	8.60 Texas A&M	18.33 Georgia Tech	13.40
Rebounds Per Game (351 ranked)	257	14	34.60 Florida	45.13 Georgia Tech North Carolina	40.33 40.33
Scoring Defense (351 ranked)	88	5	67.2 Houston	50.3 Virginia	57.1
Scoring Margin (351 ranked)	111	9	7.1 Houston	25.0 Duke	16.7
Scoring Offense (351 ranked)	191	11	74.3 Arizona	92.6 Miami (FL)	84.3
Steals Per Game (351 ranked)	296	12	5.6 Bethune-Cookman	12.9 Syracuse	9.7
Three Point Attempts Per Game (351 ranked)	192	9	22.1 North Florida	35.9 Pittsburgh	28.3
Three Point Percentage (351 ranked)	86	7	36.0 Baylor	43.3 Miami (FL)	41.0
Three Point Percentage Defense (351 ranked)	121	7	31.7 UMass Lowell	25.5 Pittsburgh	28.1
Three Pointers Per Game (351 ranked)	143	6	7.9 North Florida	12.6 Miami (FL)	9.6
Turnover Margin (351 ranked)	171	10	0.5 Houston	8.0 NC State Virginia	5.2 5.2
Turnovers Forced Per Game (351 ranked)	184	8	12.40 Bethune-Cookman	19.21 Florida St.	15.67
Turnovers Per Game (351 ranked)	141	9	11.9 Virginia	8.3 Virginia	8.3
Winning Percentage (350 ranked)	95	9	66.7 Nevada Utah St.	93.8 Duke North Carolina	80.0 80.0

GAMES STARTED

	Streak	23-24	Career	ACC
Hunter Cattoor	32	15	86	43
MJ Collins	1	9	25	15
Sean Pedulla	3	13	47	24
Mekhi Long	-	5	69	2
Patrick Wessler	-	-	-	-
Brandon Rechsteiner	-	2	2	-
John Camden	-	-	-	-
Jaydon Young	-	-	-	-
Lynn Kidd	15	15	20	7
Tyler Nickel	-	6	6	2
Robbie Beran	1	10	110	2
Michael Ward	-	-	-	-
Mylyjael Poteat	-	-	3	-
Conner Venable	-	-	-	-




NON-CONFERENCE BREAKDOWN

Team	NET	Result
Coppin State	360	W, 100-55
South Carolina	43	L, 77-79
Campbell	294	W, 60-44
Wofford	162	W, 98-76
Boise State	75	W, 82-75
Iowa State	5	W, 71-62
#19 Florida Atlantic	6	L, 50-84
Auburn	21	L, 57-74
Valparaiso	317	W, 71-50
Vermont	116	W, 73-51
American	301	W, 77-55



Hunter Cattoor is first all-time at VT in career 3-pointers made with 288.



SEASON BREAKDOWN

TECH'S RECORD WHEN...

	2023-24
Overall	10-5
ACC	2-2
At home	8-0
On the road	0-3
At neutral sites	2-2
After a win	6-3
After a loss	3-2
In overtime	0-0
vs. ranked opponents	1-1
Winning the opening tip	5-2
Losing the opening tip	5-3
Decided by 1-4 points or OT	0-2
Decided by 5-10 points	3-0
Decided by 11-20 points	3-1
Decided by 21+ points	4-2
Leading at half	10-1
Tied at half	0-0
Trailing at half	0-4
VT shoots 50% or better	4-1
VT shoots 40-49.9%	5-2
VT shoots less than 40%	1-2
VT out-shoots opponent	8-2
Opp. out-shoots VT	2-3
Opp. shoots 40% or better	6-4
Opp. shoots less than 40%	4-1
VT out-rebounds opponent	7-2
Opp. out-rebounds VT	3-3
Rebounds are tied	0-0
VT has more FT attempts	8-2
Opp. has more FT attempts	2-3
VT makes more 3-pointers	5-2
Opp. makes more 3-pointers	5-3
VT wins turnover battle	7-2
Opp. wins turnover battle	2-3
Turnovers are tied	1-0
VT scores 100+	1-0
VT scores 90-99 points	1-0
VT scores 80-89 points	2-0
VT scores 70-79 points	5-2
VT scores 60-69 points	1-1
VT scores 50-59 points	0-2
VT scores < 50 points	0-0
Opp. scores > 99 points	0-0
Opp. scores 90-99 points	0-0
Opp. scores 80-89 points	0-2
Opp. scores 70-79 points	3-3
Opp. scores 60-69 points	2-0
Opp. scores 50-59 points	4-0
Opp. scores < 50 points	1-0
Playing on Monday	1-0
Playing on Tuesday	0-0
Playing on Wednesday	2-1
Playing on Thursday	2-0
Playing on Friday	1-1
Playing on Saturday	2-2
Playing on Sunday	2-1
In November	5-3
In December	4-1
In January	1-1
In February	0-0
In March	0-0
Playing during the day	2-3
Playing at night	8-2
Wearing White	8-1
Wearing Maroon	0-1
Wearing Orange	1-2
Wearing Black	1-1

STARTING LINEUPS

W/L

6-2	Sean Pedulla, Hunter Cattoor, MJ Collins, Robbie Beran, Lynn Kidd
0-1	Sean Pedulla, Hunter Cattoor, MJ Collins, Mekhi Long, Lynn Kidd
1-1	Sean Pedulla, Hunter Cattoor, Tyler Nickel, Robbie Beran, Lynn Kidd
1-1	Sean Pedulla, Hunter Cattoor, Tyler Nickel, Mekhi Long, Lynn Kidd
2-0	Brandon Rechsteiner, Hunter Cattoor, Tyler Nickel, Mekhi Long, Lynn Kidd

Margin of Victory/Defeat

	1	2	3	4	5	6	7	8	9	10	11-19	20+
Wins	-	-	-	-	-	-	2	-	1	-	3	4
Losses	-	1	1	-	-	-	-	-	-	-	1	2

Most First Half Points

Virginia Tech	53 vs. Clemson (1/10/24)
Opponents	44 (2x), last by Clemson (1/10/24)

Most Second Half Points

Virginia Tech	55 (2x), last vs. Wofford (11/19/23)
Opponents	52 by FAU (11/26/23)

Fewest First Half Points

Virginia Tech	24 (3x), last at Wake Forest (12/30/23)
Opponents	16 by Campbell (11/15/23)

Fewest Second Half Points

Virginia Tech	26 vs. FAU (11/26/23)
Opponents	26 by American (12/21/23)

Largest Halftime Lead

Virginia Tech	26 vs. Coppin State (11/6/23)
Opponents	20 by Wake Forest (12/30/23)

Largest Margin of Victory

Virginia Tech	45 vs. Coppin State (11/6/23)
Opponents	34 by FAU (11/26/23)

MISCELLANEOUS

How 1st Points Were Scored

Layup	4
3FG	5
Jumper	3
Dunk	-
Free Throw	3
Tip-in	-

Rebounds Leader

Robbie Beran	1
Hunter Cattoor	1
Lynn Kidd	9
Mekhi Long	5
Sean Pedulla	2
Mylyjael Poteat	1

Blocks Leader

Robbie Beran	10
Hunter Cattoor	2
Lynn Kidd	4
Mekhi Long	2
Tyler Nickel	2
Mylyjael Poteat	1
Patrick Wessler	1

15+ Rebounds

Lynn Kidd	1
-----------	---

20+ Rebounds

-	-
5+ Assists	
MJ Collins	1
Sean Pedulla	6
Brandon Rechsteiner	1
Jaydon Young	1

10+ Assists

Sean Pedulla	1
Brandon Rechsteiner	1

5+ Steals

-	-
---	---

5+ Blocks

-	-
---	---

Double-Doubles

Lynn Kidd	4
Sean Pedulla	1

Triple-Doubles

-	-
---	---

Scored VT's 1st Points

Hunter Cattoor	6
Lynn Kidd	3
Tyler Nickel	1
Sean Pedulla	5

Assists Leader

Robbie Beran	2
Hunter Cattoor	2
MJ Collins	3
Lynn Kidd	3
Mekhi Long	1
Tyler Nickel	2
Sean Pedulla	8
Mylyjael Poteat	1
Brandon Rechsteiner	5
Patrick Wessler	1
Jaydon Young	1

10+ Points

Hunter Cattoor	13
MJ Collins	3
Lynn Kidd	11
Tyler Nickel	8
Brandon Rechsteiner	1
Sean Pedulla	8
20+ Points	
MJ Collins	1
Lynn Kidd	3
Tyler Nickel	1
Sean Pedulla	3

First Off VT Bench

Robbie Beran	2
MJ Collins	1
Mekhi Long	9
Tyler Nickel	4
Mylyjael Poteat	9
Brandon Rechsteiner	2

Steals Leader

Robbie Beran	3
Hunter Cattoor	5
MJ Collins	4
Lynn Kidd	2
Mekhi Long	3
Tyler Nickel	3
Sean Pedulla	4
Brandon Rechsteiner	2
Jaydon Young	2

Points Leader

Hunter Cattoor	6
MJ Collins	1
Lynn Kidd	6
Sean Pedulla	5

30+ Points

Lynn Kidd	1
Sean Pedulla	1

10+ Rebounds

Lynn Kidd	4
-----------	---


THE LAST TIME

LAST TIME VIRGINIA TECH...

Scored 100+ points and won	100-55, vs. Coppin State, 11/6/23
Scored 100+ points and lost	100-104 (2OT), vs. Maryland, 2/27/10
Played in OT	65-70 (OT), at Boston College, 12/21/22
Played in consecutive OTs	82-77 (OT), vs. UAB, 11/28/15; 79-81 (OT), vs. Northwestern, 12/1/15
Played in 2OT	79-77 (2OT), vs. North Carolina, 1/22/20
Played in 3OT	95-102 (3OT), vs. Miami (Fla.), 2/19/20
Scored 100+ points	100-55, vs. Coppin State, 11/6/23
Scored 90-99 points	98-76, vs. Wofford, 11/19/23
Scored 80-89 points	87-72, vs. #21 Clemson, 1/10/24
Scored 70-79 points	74-77, at Florida State, 1/6/24
Scored 60-69 points	63-86, at Wake Forest, 12/30/23
Scored 50-59 points	57-74, at Auburn, 11/29/23
Scored 40-49 points	47-24, at #23 NC State, 2/2/19
Scored 30-39 points	39-65, at #19 Virginia, 1/4/20
Scored 20-29 points	27-40, at McGuire Hospital, 2/2/46
Scored 10-19 points	16-45, at Virginia, 1/30/39
Scored less than 10 points	9-29, vs. North Carolina, 1/12/35
Allowed 100+ points	95-102 (3OT), vs. Miami (Fla.), 1/19/20
Allowed 90-99 points	77-97, vs. NC State, 3/8/23
Allowed 80-89 points	63-86, at Wake Forest, 12/30/23
Allowed 70-79 points	87-72, vs. #21 Clemson, 1/10/24
Allowed 60-69 points	75-68, vs. Louisville, 12/3/23
Allowed 50-59 points	77-55, vs. American, 12/21/23
Allowed 40-49 points	60-44, vs. Campbell, 11/15/23
Allowed 30-39 points	65-39, vs. Radford, 11/15/21
Allowed 20-29 points	47-24, at #23 NC State, 2/2/19
Allowed 10-19 points	60-19, vs. Lynchburg, 1/9/46
Allowed less than 10 points	28-9, vs. Hampden-Sydney, 1/17/1923
Scored at least 60 points in a half	66, 2nd Half, vs. The Citadel, 11/12/17
Largest margin of victory	83, vs. Randolph-Macon (87-4), 1/10/1911
Largest margin of victory in ACC	38, vs. Wake Forest (84-46), 2/27/21
Defeated a ranked opponent on the road	47-24, at #23 NC State, 2/2/19
Defeated a ranked opponent at home	87-72, vs. #21 Clemson, 1/10/24
Defeated a ranked opponent on a neutral court	82-67, vs. #7 Duke, 3/12/22
Defeated a defending national champion	65-51, vs. #8 Virginia, 1/30/21
Held opponent without a double-figure scorer	65-39, vs. Radford, 11/15/21
Failed to have a double-figure scorer	41-57, vs. Temple, 2/25/96
Had 5 or more players score in double figures	5, vs. Coppin State, 11/6/23
Had 6 or more players score in double figures	vs. Cornell, 12/8/21
Had 7 or more players score in double figures	vs. Cornell, 12/8/21
Did not make a 3FG	at Providence, 2/1/03
Opponent did not make a 3FG	vs. Virginia, 2/14/22
Did not shoot a FT in the first half	at Cincinnati, 3/15/23
Did not shoot a FT in the second half	at #10 Virginia, 1/18/23
Opponent did not shoot a FT	vs. Merrimack, 11/21/21
Opponent did not make a FT	vs. Florida State, 3/4/23
Held an opponent under 10 points in a half	9, vs. Eastern Michigan (1H), 12/22/11
Held an opponent under 20 points in a half	17, vs. Pitt (1H), 2/7/22
Had double-figure blocked shots	10, vs. Wake Forest, 2/27/21
Came back from a double-figure deficit to win	12, vs. Boise State, 11/23/23
Lost a double-digit lead	11, at Boston College, 1/22/22
Led by 20 or more points at halftime	26, vs. Coppin State, 11/6/23
Had 20-29 assists in a game	23, vs. American, 12/21/23
Had 30 or more assists	36, vs. The Citadel, 11/12/17
Held a team under 20 percent from the floor	16.7%, at No. 23/22 NC State, 2/2/19
Held a team under three made FGs in a half	2, vs. Notre Dame, 1/10/21
Won an ACC Tournament Championship	82-67, vs. #7 Duke, 3/12/22
Won an NCAA Tournament game	67-58, vs. Liberty, 3/24/19

WHAT'S A HOKIE?

The answer leads all the way back to 1896 when Virginia Agricultural and Mechanical College changed its name to Virginia Polytechnic Institute. With the change came the necessity for writing a new cheer and a contest for such a purpose was held by the student body.



Senior O.M. Stull won first prize for his "Hokie" yell which is still used today. Later, when asked if "Hokie" had any special meaning, Stull explained the word was solely the product of his imagination and was used only as an attention-getter for his yell. It soon became a nickname for all Tech teams and for those people loyal to Tech athletics.

The official university school colors - Chicago Maroon and Burnt Orange - also were introduced in 1896. The colors were chosen by a committee because they made a 'unique combination' not worn elsewhere at the time. The official definition of "Hokie" is "a loyal Virginia Tech Fan."



OUR NAME

When referring to our name, we ask that you use Virginia Tech, Hokies or Tech - and not 'Vah Tech.' Thank you!

THE LAST TIME

LAST TIME A VIRGINIA TECH PLAYER...

Recorded a double-double	Lynn Kidd (31 pts./11 rebs.), vs. American, 12/21/23
Recorded a triple-double	Justyn Mutts (12 pts./14 rebs./11 ast.), vs. Syracuse, 2/12/22
Two Tech players recorded double-doubles in same game	Sean Pedulla (15 pts./10 asts.) & Lynn Kidd (14 pts./11 rebs.), vs. Coppin State, 11/6/23
Two Tech players recorded double-doubles in consecutive games	vs. North Carolina (ACC Tournament), 3/13/09; vs. Duquesne (NIT), 3/18/09
Had five or more steals	Sean Pedulla (5), at Georgia Tech, 2/15/23
Had 10 or more assists in a game	Brandon Rechsteiner (11), vs. American, 12/21/23
Had 20 or more rebounds in a game	Jeff Allen (21), vs. Longwood, 12/14/08
Two Tech players with double-figure rebounds	Grant Basile (10) and Lynn Kidd (10), vs. Delaware State, 11/7/22
Two Tech players had five or more assists	Sean Pedulla (7) & MJ Collins (7), vs. #21 Clemson, 1/10/24
Three Tech players had five or more assists	Justyn Mutts (8), Hunter Cattoor (8) & Grant Basile (5), vs. Syracuse, 1/28/23
Four Tech players had five or more assists	Kerry Blackshear Jr. (8), Devin Wilson (7), Justin Robinson (7) & Chris Clarke (5), vs. The Citadel, 11/12/17
Three Tech players made five or more 3FG	Nahiem Alleyne (5), Jalen Cone (5) & Isaiah Wilkins (5), vs. Delaware State, 11/20/19
Eight or more Tech players made a 3FG	8 players, at Pitt, 2/5/22
Two Tech players scored 20 or more points	Sean Pedulla (32) & Tyler Nickel (24), vs. #21 Clemson, 1/10/24
Three Tech players scored 20 or more points	Nickeil Alexander-Walker (25), Ahmed Hill (23) & Justin Robinson (23), vs. #23 Purdue, 11/18/18
Two Tech players scored 20 or more points in consecutive games	Nickeil Alexander-Walker & Kerry Blackshear Jr., 11/10/17 & 11/12/17
Tech player scored 30 or more points in consecutive games	Grant Basile, 2/8/23 & 2/11/23
Tech freshman scored 20 or more points in a game	Sean Pedulla (20), at Florida State, 1/29/22
Three Tech freshmen scored in double figures in a game	Hunter Cattoor (14), Jalen Cone (11) & Lander Nolley II (10), vs. North Carolina, 3/10/20
Four Tech freshmen scored in double figures in a game	Landers Nolley II (21), Tyrece Radford (21), Jalen Cone (15) & Nahiem Alleyne (10), at Wake Forest, 1/14/20
Tech player scored 30-39 points in a game	Sean Pedulla (32), vs. #21 Clemson, 1/10/24
Tech player scored 40-49 points in a game	Dorenzo Hudson (41), vs. Seton Hall, 1/2/10
Tech player scored 50+ points in a game	Bimbo Coles (51), vs. Southern Miss, 2/6/88
Tech player had consecutive double-doubles	Justyn Mutts, 11/17/22, 11/18/22
Tech player had three consecutive double-doubles	Keve Aluma, 1/27/21, 1/30/21, 2/3/21
Tech freshman had consecutive double-doubles	Kerry Blackshear Jr., 12/13/15, 12/19/15
Tech allowed a triple-double	Dennis Smith Jr. (27 pts./11 rebs./11 ast.), at NC State, 1/4/17
Tech had a walk-on score double figures	Christian Beyer (13), vs. Alabama A&M, 12/14/14





MIKE YOUNG

Head Coach | Fifth Season at Virginia Tech

2020-21 ACC Coach of the Year

CAREER RECORDS

Overall Record	382-300
Conference Games	212-164
Non-Conference Games	165-133
Conference Tournament	25-15
NCAA Tournament	1-7
Overtime Games	20-17
One-Point Games	12-15
vs. AP Top 25	10-30

VS. CURRENT ACC HEAD COACHES

Coach	All	VT	Wofford
Earl Grant	0-3	0-3	-
Brad Brownell	5-5	5-3	0-2
Jon Scheyer	1-1	1-1	-
Leonard Hamilton	2-2	2-2	-
Josh Pastner	3-4	2-3	1-1
Kenny Payne	2-0	2-0	-
Jim Larrañaga	4-6	3-5	1-1
Kevin Keatts	2-3	2-3	-
Hubert Davis	2-2	2-2	-
Micah Shrewsberry	1-0	1-0	-
Jeff Capel III	4-1	4-1	-
Jim Boeheim	3-3	3-3	-
Tony Bennett	3-5	3-4	0-1
Steve Forbes	8-6	2-3	6-3
Total	40-41	32-33	8-8

vs. Coach Young

Earl Grant	3-0 at BC
Brad Brownell	5-5 at Clemson
Jon Scheyer	1-1 at Duke
Leonard Hamilton	2-2 at Florida State
Josh Pastner	4-3 at Georgia Tech
Kenny Payne	0-2 at Louisville
Jim Larrañaga	0-1 at GMU; 6-3 at Miami
Kevin Keatts	3-2 at NC State
Hubert Davis	2-2 at UNC
Micah Shrewsberry	0-1 at Penn State
Jeff Capel III	1-4 at Pitt
Jim Boeheim	3-3 at Syracuse
Tony Bennett	5-3 at UVA
Steve Forbes	3-6 at ETSU; 3-2 at Wake

▶ COACH YOUNG: CAREER BREAKDOWN

Season	School	Overall	Conference	Finish	Postseason	Ranking	RPI/NET
2002-03	Wofford	14-15 .483	8-8 .500	T6th	-	-/-	219
2003-04	Wofford	9-20 .310	4-12 .250	T10th	-	-/-	273
2004-05	Wofford	14-14 .500	7-9 .438	8th	-	-/-	225
2005-06	Wofford	11-18 .379	6-9 .400	9th	-	-/-	287
2006-07	Wofford	10-20 .333	5-13 .278	T9th	-	-/-	295
2007-08	Wofford	16-16 .500	8-12 .400	8th	-	-/-	191
2008-09	Wofford	16-14 .533	12-8 .600	4th	-	-/-	177
2009-10	Wofford	26-9 .743	15-3 .833	1st	NCAA First Round	-/-	73
2010-11	Wofford	21-13 .618	14-4 .778	T1st	NCAA First Round	-/-	105
2011-12	Wofford	19-14 .576	12-6 .667	T2nd	CBI	-/-	178
2012-13	Wofford	13-19 .406	7-11 .389	T8th	-	-/-	253
2013-14	Wofford	20-13 .606	11-5 .688	T3rd	NCAA First Round	-/-	152
2014-15	Wofford	28-7 .800	16-2 .889	1st	NCAA First Round	RV/-	49
2015-16	Wofford	15-17 .469	11-7 .611	T3rd	-	-/-	202
2016-17	Wofford	16-17 .485	10-8 .556	T4th	-	-/-	189
2017-18	Wofford	21-13 .618	11-7 .611	T4th	CIT	-/-	141
2018-19	Wofford	30-5 .857	18-0 1.000	1st	NCAA Second Round	19/18	14
Totals	17 Seasons	299-244 .551	175-124 .585				
2019-20	Virginia Tech	16-16 .500	7-13 .350	T10th	-	-/-	92
2020-21	Virginia Tech	15-7 .682	9-4 .692	3rd	NCAA First Round	25/RV	51
2021-22	Virginia Tech	23-13 .639	11-9 .550	7th	NCAA First Round	RV/RV	27
2022-23	Virginia Tech	19-15 .559	8-12 .400	11th	NIT First Round	-/-	75
2023-24	Virginia Tech	10-5 .667	2-2 .500	-	-	-/-	46
Totals	5 Seasons	83-56 .597	37-40 .481				
Overall	22 Seasons	382-300 .560	212-164 .564				

▶ THE YOUNG FILE

Born	5/1/1963
Hometown	Radford, Virginia
Wife	Margaret
Children	Cooper, Davis
Education	Emory & Henry, 1986
Joined Tech Staff	4/7/2019
Years as College Head Coach	22
Years as College Coach	38

Coaching Career

1986-88	Assistant Coach, Emory & Henry
1988-89	Graduate Assistant, Radford
1989-98	Assistant Coach, Wofford
1998-02	Associate Head Coach, Wofford
2002-19	Head Coach, Wofford
2019-pr.	Head Coach, Virginia Tech

▶ ACCOMPLISHMENTS

Seven NCAA Tournaments

2022, 2021, 2019, 2015, 2014, 2011, 2010

One ACC Tournament Championship

2022

Five SoCon Tournament Championships

2019, 2015, 2014, 2011, 2010

Four SoCon Regular-Season Titles

2019, 2015, 2011, 2010

Two-time National Coach of the Year

2019 (Sporting News), 2010 (Hugh Durham)

Three AP All-America Selections

Fletcher Magee (2018-19), Karl Cochran (2014-15), Noah Dahlman (2009-10)

O HUNTER CATTOOR

GRADUATE STUDENT Guard | 6-3 | 200 | M.A. in Education, Liberal Arts and Human Sciences
Orlando, Florida | Bishop Moore



SEASON/CAREER BESTS

POINTS

Season 19 (3x), last at Florida State (1/6/24)
Career 31 vs. Duke (3/12/22)

REBOUNDS

Season 6 (2x), last at Wake Forest (12/30/23)
Career 9 vs. Radford (11/15/21)

ASSISTS

Season 4 vs. Coppin State (11/6/23)
Career 8 vs. Syracuse (1/28/23)

BLOCKS

Season 1 (3x), last vs. American (12/21/23)
Career 3 vs. Wake Forest (2/27/21)

STEALS

Season 3 vs. Louisville (12/3/23)
Career 4 (2x), last vs. Miami (2/21/23)

MINUTES

Season 40 vs. South Carolina (11/10/23)
Career 40 (4x), last vs. South Car. (11/10/23)

FIELD GOALS MADE

Season 6 at Florida State (1/6/24)
Career 11 vs. Duke (3/12/22)

FIELD GOALS ATTEMPTED

Season 13 vs. FAU (11/26/23)
Career 16 vs. Duke (3/12/22)

3-PT. FIELD GOALS MADE

Season 5 (2x), last at Florida State (1/6/24)
Career 9 at Florida State (1/29/22)

3-PT. FIELD GOALS ATTEMPTED

Season 10 (2x), last vs. Boise State (11/23/23)
Career 11 at Florida State (1/29/22)

FREE THROWS MADE

Season 7 (2x), last at Auburn (11/29/23)
Career 7 (3x), last at Auburn (11/29/23)

FREE THROWS ATTEMPTED

Season 9 at Auburn (11/29/23)
Career 9 at Auburn (11/29/23)

CAREER STATS

SEASON	TEAM	GP-GS	MIN/AVG	FG-FGA	FG%	3FG-3FGA	3FG%	FT-FTA	FT%	OFF	DEF	TOT	AVG	PF-FO	A	TO	BLK	STL	PTS	AVG
2019-20	VT	31-3	628/20.3	69-165	.418	51-127	.402	14-22	.636	4	73	77	2.5	44-0	35	16	4	31	203	6.5
2020-21	VT	22-2	492/22.3	57-125	.456	39-90	.433	34-43	.791	2	39	41	1.9	34-1	30	26	11	20	187	8.5
2021-22	VT	36-36	1183/32.9	121-278	.435	83-199	.417	36-50	.720	12	131	143	4.0	80-0	73	36	6	39	361	10.0
2022-23	VT	30-30	1024/34.1	104-242	.430	78-184	.424	39-51	.765	8	104	112	3.7	56-0	71	28	4	30	325	10.8
2023-24	VT	15-15	461/30.7	58-124	.468	37-90	.411	49-54	.907	3	40	43	2.9	33-1	22	20	3	14	202	13.5
TOTAL		134-86	3788/28.3	409-934	.438	288-690	.417	172-220	.782	29	387	416	3.1	247-2	231	126	28	134	1278	9.5

- Got engaged to Chloe Brooks in June 2023. *Last name pronounced: cuh-TOUR*
- 2022 ACC Tournament MVP; 31 points vs. Duke in title game.
- MVP of Basketball Hall of Fame Shootout vs. St. Bonaventure.
- One of Tech's top threats from three.
- Had 12 games of hitting three or more 3FGs in back-to-back seasons (2020-22).
- Reached double-figure scoring 17 times as a junior.
- Erupted for nine 3-pointers (tied single-game program record) at Florida State, which was the turning point in the Hokies' 2021-22 season.
- Originally committed to Wofford, but signed with the Hokies after Virginia Tech's hiring of Mike Young.
- Four-year letterwinner at Bishop Moore High School.
- Scored 1,420 points in high school. Was a 3-star recruit (247 Sports).
- Also played quarterback on Bishop Moore's football team.
- Wants to coach basketball when playing career is over.

2023-24 GAME-BY-GAME STATS


Opponent	Date	GS	MIN	Total		3-Pointers		Free throws		Rebounds				PF	A	TO	BLK	STL	PTS	AVG	
				FG-FGA	PCT	3FG-3FGA	PCT	FT-FTA	PCT	OFF	DEF	TOT	AVG								
Coppin St.	11/06/2023	*	26:17	3-5	.600	3-5	.600	4-4	1.000	0	2	2	2.0	2	4	1	1	1	13	13.0	
vs South Carolina	11/10/2023	*	40:00	4-12	.333	3-10	.300	2-2	1.000	0	4	4	3.0	3	0	0	0	0	13	13.0	
Campbell	11/15/2023	*	35:01	4-11	.364	4-9	.444	0-0	.000	0	4	4	3.3	0	0	0	0	0	12	12.7	
Wofford	11/19/2023	*	28:48	5-8	.625	4-7	.571	3-3	1.000	0	2	2	3.0	2	3	2	0	1	17	13.8	
vs Boise St.	11/23/2023	*	36:51	5-11	.455	5-10	.500	4-5	.800	0	1	1	2.6	3	1	1	0	1	19	14.8	
vs Iowa St.	11/24/2023	*	25:42	4-9	.444	3-7	.429	7-8	.875	0	3	3	2.7	5	1	1	0	1	18	15.3	
vs Fla. Atlantic	11/26/2023	*	30:55	4-13	.308	0-8	.000	3-3	1.000	0	0	0	2.3	2	0	2	0	0	11	14.7	
at Auburn	11/29/2023	*	31:57	4-11	.364	1-6	.167	7-9	.778	1	5	6	2.8	3	1	3	0	0	16	14.9	
Louisville	12/03/2023	*	38:27	3-6	.500	1-3	.333	5-5	1.000	1	2	3	2.8	2	2	2	0	3	12	14.6	
Valparaiso	12/09/2023	*	33:26	5-9	.556	3-6	.500	6-6	1.000	0	3	3	2.8	1	3	2	0	1	19	15.0	
Vermont	12/16/2023	*	21:44	3-8	.375	2-5	.400	2-2	1.000	0	2	2	2.7	2	1	1	1	2	10	14.5	
American	12/21/2023	*	27:26	3-6	.500	2-5	.400	1-2	.500	0	2	2	2.7	3	2	1	1	2	9	14.1	
at Wake Forest	12/30/2023	*	32:36	5-7	.714	1-3	.333	3-3	1.000	0	6	6	2.9	3	2	1	0	0	14	14.1	
at Florida St.	01/06/2024	*	37:42	6-8	.750	5-6	.833	2-2	1.000	1	4	5	3.1	1	1	2	0	1	19	14.4	
Clemson	01/10/2024	*	13:52	0-0	.000	0-0	.000	0-0	.000	0	0	0	2.9	1	1	1	0	1	0	13.5	
Totals			15	460:44	58-124	.468	37-90	.411	49-54	.907	3	40	43	2.9	33	22	20	3	14	202	13.5

Player Averages

Games Played	Minutes/game	Points/game	FG Pct	3FG Pct	FT Pct	Rebounds/game	Assists/game	Turnovers/game	Assist/Turnover ratio	Steals/game	Blocks/game
15	30.7	13.5	46.8	41.1	90.7	2.9	1.5	1.3		1.1	0.9

PRODUCTION TRACKER

	This Season	Career
Scored 10+ Points	13	68
Scored 20+ Points	-	6
Led Tech in Scoring	6	17
Made 3+ 3FGs	8	48
Led Tech in 3FGM	8	54
Shot over 40% from 3	9	74
Had a Double-Double	-	-
Had Multiple Assists	6	63
Had Multiple Steals	3	36



2 MJ COLLINS

SOPHOMORE Guard | 6-4 | 195 | Communication
Clover, South Carolina | Combine Academy



SEASON/CAREER BESTS

POINTS	
Season	20 vs. Louisville (12/3/23)
Career	20 vs. Louisville (12/3/23)

REBOUNDS	
Season	5 vs. Iowa State (11/24/23)
Career	8 vs. UNC (12/4/22)

ASSISTS	
Season	7 vs. Clemson (1/10/24)
Career	7 vs. Clemson (1/10/24)

BLOCKS	
Season	1 vs. Campbell (11/15/23)
Career	1 vs. Campbell (11/15/23)

STEALS	
Season	4 vs. Iowa State (11/24/23)
Career	4 vs. Iowa State (11/24/23)

MINUTES	
Season	33 vs. Clemson (1/10/24)
Career	36 vs. Pitt (2/18/23)

FIELD GOALS MADE	
Season	5 (2x), last vs. American (12/21/23)
Career	5 (2x), last vs. American (12/21/23)

FIELD GOALS ATTEMPTED	
Season	10 (2x), last vs. Louisville (12/3/23)
Career	10 (2x), last vs. Louisville (12/3/23)

3-PT. FIELD GOALS MADE	
Season	3 vs. Louisville (12/3/23)
Career	3 (2x), last vs. Louisville (12/3/23)

3-PT. FIELD GOALS ATTEMPTED	
Season	5 at Florida State (1/6/24)
Career	5 (3x), last at Florida State (1/6/24)

FREE THROWS MADE	
Season	7 vs. Louisville (12/3/23)
Career	7 vs. Louisville (12/3/23)

FREE THROWS ATTEMPTED	
Season	7 vs. Louisville (12/3/23)
Career	7 vs. Louisville (12/3/23)

CAREER STATS

SEASON	TEAM	GP-GS	MIN/AVG	FG-FGA	FG%	3FG-3FGA	3FG%	FT-FTA	FT%	OFF	DEF	TOT	AVG	PF-FO	A	TO	BLK	STL	PTS	AVG
2022-23	VT	34-16	840/24.7	49-141	.348	18-68	.265	24-30	.800	16	64	80	2.4	46-0	49	18	0	12	140	4.1
2023-24	VT	13-9	291/22.4	23-81	.284	6-26	.231	16-17	.941	7	22	29	2.2	14-0	29	13	1	12	68	5.2
TOTAL		47-25	1131/24.1	72-222	.324	24-94	.255	40-47	.851	23	86	109	2.3	60-0	78	31	1	24	208	4.4

- Should see a jump in production as a sophomore; has focused a great deal of time on his 3-point shot in the offseason.
- Coach Young would like to see MJ defend the opponent's best guard, taking that load off Cattoor.
- Hit the game-winning shot against Duke on Jan. 23, 2023.
- A two-year letterwinner at Westminster Catawba before transferring to Combine Academy for his senior season.
- Combine ended the season ranked No. 20 in the country with a 25-5 record and a state championship in 2021-22.
- All-state, all-conference and the Male Athlete of the Year after averaging 23 points per game as a junior.
- Tabbed the second-best player in the state of South Carolina and the 27th-best combo guard nationally, according to 247Sports.
- Four-star recruit and ranked 22nd at his position by ESPN.
- Chose the Hokies over Clemson, Oklahoma, Providence, South Florida and East Tennessee State.
- His sister, Reneazia, won three state championships in track.

2023-24 GAME-BY-GAME STATS

Opponent	Date	GS	MIN	Total		3-Pointers		Free throws		Rebounds				PF	A	TO	BLK	STL	PTS	AVG
				FG-FGA	PCT	3FG-3FGA	PCT	FT-FTA	PCT	OFF	DEF	TOT	AVG							
Coppin St.	11/06/2023	*	21:31	1-8	.125	0-3	.000	4-4	1.000	1	1	2	2.0	2	2	0	0	1	6	6.0
vs South Carolina	11/10/2023	*	17:51	1-3	.333	0-0	.000	0-0	.000	0	0	0	1.0	1	2	0	0	2	4.0	
Campbell	11/15/2023	*	32:44	2-10	.200	0-3	.000	0-0	.000	0	3	3	1.7	0	4	1	1	2	4	4.0
Wofford	11/19/2023	*	26:23	2-5	.400	0-0	.000	2-2	1.000	0	3	3	2.0	1	3	0	0	0	6	4.5
vs Boise St.	11/23/2023	*	08:19	0-3	.000	0-1	.000	0-0	.000	0	0	0	1.6	3	0	0	0	0	3.6	
vs Iowa St.	11/24/2023	*	27:46	1-8	.125	0-3	.000	2-2	1.000	1	4	5	2.2	1	3	2	0	4	4	3.7
vs Fla. Atlantic	11/26/2023	*	18:24	1-6	.167	0-1	.000	0-0	.000	0	0	0	1.9	0	0	2	0	3	2	3.4
Louisville	12/03/2023		23:49	5-10	.500	3-3	1.000	7-7	1.000	2	2	4	2.1	3	4	1	0	0	20	5.5
Valparaiso	12/09/2023		18:13	0-4	.000	0-2	.000	0-0	.000	0	1	1	2.0	1	1	2	0	0	0	4.9
American	12/21/2023		22:02	5-8	.625	1-3	.333	1-1	1.000	1	2	3	2.1	0	2	1	0	0	12	5.6
at Wake Forest	12/30/2023	*	19:33	0-3	.000	0-0	.000	0-0	.000	0	2	2	2.1	0	0	1	0	0	0	5.1
at Florida St.	01/06/2024		22:04	4-8	.500	2-5	.400	0-1	.000	1	3	4	2.3	1	1	1	0	0	10	5.5
Clemson	01/10/2024	*	32:39	1-5	.200	0-2	.000	0-0	.000	1	1	2	2.2	1	7	2	0	0	2	5.2
Totals			9 291:18	23-81	.284	6-26	.231	16-17	.941	7	22	29	2.2	14	29	13	1	12	68	5.2

Player Averages

Games Played	Minutes/game	Points/game	FG Pct	3FG Pct	FT Pct	Rebounds/game	Assists/game	Turnovers/game	Assist/Turnover ratio	Steals/game	Blocks/game
13	22.4	5.2	28.4	23.1	94.1	2.2	2.2	1.0	2.2	0.9	0.1

PRODUCTION TRACKER

	This Season	Career
Scored 10+ Points	3	6
Scored 20+ Points	1	1
Led Tech in Scoring	1	1
Made multiple 3FGs	2	6
Led Tech in 3FGM	1	3
Shot over 40% from 3	2	11
Had a Double-Double	-	-
Had Multiple Assists	7	23
Had Multiple Steals	4	6



3 SEAN PEDULLA

JUNIOR Guard | 6-1 | 195 | Sports Media and Analytics
Edmond, Oklahoma | Edmond Memorial



SEASON/CAREER BESTS

POINTS

Season 32 vs. Clemson (1/10/24)
Career 32 vs. Clemson (1/10/24)

REBOUNDS

Season 9 vs. South Carolina (11/10/23)
Career 9 vs. South Carolina (11/10/23)

ASSISTS

Season 10 vs. Coppin State (11/6/23)
Career 8 vs. Delaware State (11/7/22)

BLOCKS

Season -
Career 1 (7x), last at Louisville (2/28/23)

STEALS

Season 4 vs. Clemson (1/10/24)
Career 5 at Georgia Tech (2/15/23)

MINUTES

Season 38 vs. South Carolina (11/10/23)
Career 44 at Boston College (12/21/22)

FIELD GOALS MADE

Season 9 (3x), last vs. Clemson (1/10/24)
Career 9 (4x), last vs. Clemson (1/10/24)

FIELD GOALS ATTEMPTED

Season 17 at Florida State (1/6/24)
Career 18 (3x), last at Clemson (1/21/23)

3-PT. FIELD GOALS MADE

Season 6 vs. Clemson (1/10/24)
Career 6 (3x), last vs. Clemson (1/10/24)

3-PT. FIELD GOALS ATTEMPTED

Season 10 vs. Clemson (1/10/24)
Career 11 at Syracuse (1/11/23)

FREE THROWS MADE

Season 9 vs. South Carolina (11/10/23)
Career 10 vs. Texas (3/18/22)

FREE THROWS ATTEMPTED

Season 11 vs. South Carolina (11/10/23)
Career 11 vs. South Carolina (11/10/23)

CAREER STATS

SEASON	TEAM	GP-GS	MIN/AVG	FG-FGA	FG%	3FG-3FGA	3FG%	FT-FTA	FT%	OFF	DEF	TOT	AVG	PF-FO	A	TO	BLK	STL	PTS	AVG
2021-22	VT	36-0	464/12.9	62-145	.428	34-76	.447	36-40	.900	6	36	42	1.2	54-2	47	31	1	21	194	5.4
2022-23	VT	34-34	1212/35.6	179-430	.416	67-195	.344	85-99	.859	14	109	123	3.6	95-4	130	71	6	41	510	15.0
2023-24	VT	13-13	368/28.3	62-151	.411	23-59	.390	46-58	.793	5	43	48	3.7	26-0	53	39	0	13	193	14.8
TOTAL		83-47	2043/24.6	303-726	.417	124-330	.376	167-197	.848	25	188	213	2.6	175-6	230	141	7	75	897	10.8

- Enters Year 2 of starting at point guard for the Hokies. *Last name pronounced: puh-DOOL-uh*
- Should emerge as a key leader on and off the court for Tech.
- Averaged 35.6 minutes per game as a sophomore – a lot of responsibility and experience gained.
- Solid sharpshooter from downtown – shot over 40% from three 18 times as a freshman.
- Posted a career-high 25 points vs. Florida State on March 4, 2023.
- Guided Edmond Memorial to three state tournaments.
- Two-time all-state selection and COAC Offensive Player of the Year that averaged 17.6 points a game as a senior.
- Rated the 165th-best prospect in the 2021 class on 247Sports.
- Tabbed the second-best player in the state of Oklahoma and the 25th-best point guard nationally, according to 247Sports.
- Chose the Hokies over Minnesota and Oklahoma State.
- One of Dominic and Bernadette Pedulla's nine children. His siblings JJ, Edmund and Claire won state championships in high school basketball, while Brendan won a state championship in rugby.

2023-24 GAME-BY-GAME STATS

Opponent	Date	GS	MIN	Total		3-Pointers		Free throws		Rebounds				PF	A	TO	BLK	STL	PTS	AVG
				FG-FGA	PCT	3FG-3FGA	PCT	FT-FTA	PCT	OFF	DEF	TOT	AVG							
Coppin St.	11/06/2023	*	26:16	5-11	.455	3-7	.429	2-2	1.000	1	3	4	4.0	2	10	2	0	2	15	15.0
vs South Carolina	11/10/2023	*	38:29	7-13	.538	3-6	.500	9-11	.818	1	8	9	6.5	1	5	2	0	1	26	20.5
Campbell	11/15/2023	*	25:50	2-9	.222	0-3	.000	1-2	.500	0	2	2	5.0	4	5	1	0	2	5	15.3
Wofford	11/19/2023	*	23:01	9-16	.563	0-0	.000	1-2	.500	1	4	5	5.0	2	2	1	0	0	19	16.3
vs Boise St.	11/23/2023	*	36:08	5-16	.313	1-3	.333	7-8	.875	0	6	6	5.2	1	7	3	0	2	18	16.6
vs Iowa St.	11/24/2023	*	32:56	5-9	.556	5-7	.714	2-2	1.000	0	4	4	5.0	2	6	5	0	1	17	16.7
vs Fla. Atlantic	11/26/2023	*	27:02	5-16	.313	0-4	.000	1-1	1.000	0	1	1	4.4	2	1	2	0	0	11	15.9
at Auburn	11/29/2023	*	27:42	0-9	.000	0-2	.000	4-6	.667	1	1	2	4.1	1	1	7	0	1	4	14.4
Louisville	12/03/2023	*	26:19	2-6	.333	0-3	.000	4-6	.667	1	4	5	4.2	4	4	4	0	0	8	13.7
Vermont	12/16/2023	*	16:21	2-5	.400	1-4	.250	2-2	1.000	0	2	2	4.0	1	1	0	0	0	7	13.0
at Wake Forest	12/30/2023	*	19:26	2-8	.250	1-4	.250	0-0	.000	0	2	2	3.8	2	2	6	0	0	5	12.3
at Florida St.	01/06/2024	*	33:42	9-17	.529	3-6	.500	5-8	.625	0	2	2	3.7	4	2	4	0	0	26	13.4
Clemson	01/10/2024	*	34:33	9-16	.563	6-10	.600	8-8	1.000	0	4	4	3.7	0	7	2	0	4	32	14.8
Totals			13 367:45	62-151	.411	23-59	.390	46-58	.793	5	43	48	3.7	26	53	39	0	13	193	14.8

Player Averages

Games Played	Minutes/game	Points/game	FG Pct	3FG Pct	FT Pct	Rebounds/game	Assists/game	Turnovers/game	Assist/Turnover ratio	Steals/game	Blocks/game
13	28.3	14.8	41.1	39.0	79.3	3.7	4.1	3.0	1.4	1.0	0.0

PRODUCTION TRACKER

	This Season	Career
Scored 10+ Points	8	44
Scored 20+ Points	3	10
Led Tech in Scoring	5	20
Made 3+ 3FGs	5	17
Led Tech in 3FGM	4	14
Shot over 40% from 3	5	38
Had a Double-Double	1	1
Had Multiple Assists	10	55
Had Multiple Steals	4	20



4 MEKHI LONG

GRADUATE STUDENT Forward | 6-7 | 200 | Leadership
Bryans Road, Md. | Old Dominion



SEASON/CAREER BESTS

POINTS

Season 8 vs. Clemson (1/10/24)
Career 25 vs. UMES (11/7/22)

REBOUNDS

Season 9 vs. FAU (11/26/23)
Career 19 at Coastal Carolina (1/28/23)

ASSISTS

Season 3 vs. Coppin State (11/6/23)
Career 4 (3x), last vs. Va. Wesleyan (11/14/22)

BLOCKS

Season 2 (2x), last vs. Clemson (1/10/24)
Career 4 vs. Longwood (11/26/21)

STEALS

Season 2 (3x), last vs. Louisville (12/3/23)
Career 5 vs. UAB (2/13/22)

MINUTES

Season 27 vs. Louisville (12/3/23)
Career 42 at Georgia Southern (1/7/23)

FIELD GOALS MADE

Season 4 vs. Clemson (1/10/24)
Career 7 (3x), last at Coastal Carolina (1/28/23)

FIELD GOALS ATTEMPTED

Season 9 vs. Clemson (1/10/24)
Career 14 at App State (2/18/23)

3-PT. FIELD GOALS MADE

Season -
Career 3 (3x), last vs. Gardner-Webb (12/10/22)

3-PT. FIELD GOALS ATTEMPTED

Season 2 (2x), last vs. Iowa State (11/24/23)
Career 6 vs. James Madison (2/2/23)

FREE THROWS MADE

Season 3 at Auburn (11/29/23)
Career 10 vs. UMES (11/7/22)

FREE THROWS ATTEMPTED

Season 5 at Auburn (11/29/23)
Career 11 at Georgia Southern (1/7/23)

- Versatile wing who has a knack for rebounding.
- Led the Sun Belt in double-doubles last season with 11.
- Averaged 10.7 points and 8.7 rebounds per game at ODU in 2022-23.
- Totaled 10 points and 11 rebounds against the Hokies in the Charleston Classic.

2023-24 GAME-BY-GAME STATS

Opponent	Date	GS	MIN	Total		3-Pointers		Free throws		Rebounds				PF	A	TO	BLK	STL	PTS	AVG
				FG-FGA	PCT	3FG-3FGA	PCT	FT-FTA	PCT	OFF	DEF	TOT	AVG							
Coppin St.	11/06/2023		22:06	2-4	.500	0-1	.000	2-4	.500	1	3	4	4.0	3	3	0	0	2	6	6.0
vs South Carolina	11/10/2023		22:51	3-5	.600	0-0	.000	0-1	.000	1	0	1	2.5	3	2	0	0	2	6	6.0
Campbell	11/15/2023		13:05	0-2	.000	0-0	.000	1-2	.500	1	1	2	2.3	2	0	1	0	0	1	4.3
Wofford	11/19/2023		18:08	2-5	.400	0-2	.000	2-2	1.000	0	3	3	2.5	5	1	2	0	1	6	4.8
vs Boise St.	11/23/2023		11:55	2-2	1.000	0-0	.000	0-0	.000	1	4	5	3.0	3	1	1	0	0	4	4.6
vs Iowa St.	11/24/2023		23:59	1-4	.250	0-2	.000	2-2	1.000	1	7	8	3.8	2	1	2	0	0	4	4.5
vs Fla. Atlantic	11/26/2023		22:59	1-5	.200	0-0	.000	0-0	.000	2	7	9	4.6	2	1	2	0	0	2	4.1
at Auburn	11/29/2023		18:23	1-2	.500	0-0	.000	3-5	.600	3	4	7	4.9	5	0	2	0	0	5	4.3
Louisville	12/03/2023		27:20	1-3	.333	0-1	.000	2-4	.500	2	6	8	5.2	0	1	1	0	2	4	4.2
Valparaiso	12/09/2023	*	20:50	3-4	.750	0-0	.000	0-2	.000	4	2	6	5.3	1	2	2	0	1	6	4.4
Vermont	12/16/2023	*	15:45	1-5	.200	0-1	.000	0-0	.000	1	6	7	5.5	4	1	0	0	0	2	4.2
American	12/21/2023	*	19:23	1-1	1.000	0-0	.000	0-0	.000	0	4	4	5.3	1	2	1	0	0	2	4.0
at Wake Forest	12/30/2023	*	18:58	2-3	.667	0-1	.000	1-4	.250	2	3	5	5.3	2	0	2	1	0	5	4.1
at Florida St.	01/06/2024	*	18:58	1-3	.333	0-1	.000	2-4	.500	0	4	4	5.2	3	1	1	2	0	4	4.1
Clemson	01/10/2024		20:29	4-9	.444	0-1	.000	0-0	.000	3	4	7	5.3	1	0	2	2	0	8	4.3
Totals			5 295:10	25-57	.439	0-10	.000	15-30	.500	22	58	80	5.3	37	16	19	5	8	65	4.3

Player Averages

Games Played	Minutes/game	Points/game	FG Pct	3FG Pct	FT Pct	Rebounds/game	Assists/game	Turnovers/game	Assist/Turnover ratio	Steals/game	Blocks/game
15	19.7	4.3	43.9	0.0	50.0	5.3	1.1	1.3	0.8	0.5	0.3

PRODUCTION TRACKER

	This Season	Career
Scored 10+ Points	-	29
Led Tech in Scoring	-	-
Had 10+ Rebounds	-	19
Led Tech in Rebounding	5	5
Had a Double-Double	-	13
Had Multiple Blocks	2	14
Led Tech in Blocks	2	2
Shot over 50% from the floor	7	31
Shot 5+ Free Throws	1	13



CAREER STATS

SEASON	TEAM	GP-GS	MIN/AVG	FG-FGA	FG%	3FG-3FGA	3FG%	FT-FTA	FT%	OFF	DEF	TOT	AVG	PF-FO	A	TO	BLK	STL	PTS	AVG
2019-20	URI	30-1	395/13.2	31-93	.333	7-24	.292	23-42	.548	28	41	69	2.3	55-2	5	20	7	21	92	3.1
2020-21	ODU	19-3	329/17.3	31-79	.392	7-25	.280	20-31	.645	20	44	64	3.4	28-0	12	9	5	13	89	4.7
2021-22	ODU	32-31	1046/32.7	89-207	.430	9-36	.250	77-118	.653	78	141	219	6.8	83-3	46	46	25	52	264	8.3
2022-23	ODU	30-29	981/32.7	106-242	.438	28-78	.359	82-124	.661	73	188	261	8.7	78-1	38	50	16	46	322	10.7
2023-24	VT	15-5	295/19.7	25-57	.439	0-10	.000	15-30	.500	22	58	80	5.3	37-2	16	19	5	8	65	4.3
TOTAL FOR VT		15-5	295/19.7	25-57	.439	0-10	.000	15-30	.500	22	58	80	5.3	37-2	16	19	5	8	65	4.3
TOTAL		126-69	3046/24.2	282-678	.416	51-173	.295	217-345	.629	221	472	693	5.5	281-8	117	144	58	140	832	6.6

5 PATRICK WESSLER

R-FRESHMAN Center | 7-0 | 245 | Marketing Management
 Matthews, North Carolina | Combine Academy



SEASON/CAREER BESTS

POINTS

Season 4 vs. American (12/21/23)
 Career 4 vs. American (12/21/23)

REBOUNDS

Season 2 (3x), last vs. American (12/21/23)
 Career 2 (3x), last vs. American (12/21/23)

ASSISTS

Season 1 vs. FAU (11/26/23)
 Career 1 vs. FAU (11/26/23)

BLOCKS

Season 1 (3x), last at Wake Forest (12/30/23)
 Career 1 (3x), last at Wake Forest (12/30/23)

STEALS

Season -
 Career -

MINUTES

Season 7 vs. American (12/21/23)
 Career 7 vs. American (12/21/23)

FIELD GOALS MADE

Season 2 vs. American (12/21/23)
 Career 2 vs. American (12/21/23)

FIELD GOALS ATTEMPTED

Season 3 vs. American (12/21/23)
 Career 3 vs. American (12/21/23)

3-PT. FIELD GOALS MADE

Season -
 Career -

3-PT. FIELD GOALS ATTEMPTED

Season 1 at Wake Forest (12/30/23)
 Career 1 at Wake Forest (12/30/23)

FREE THROWS MADE

Season 1 (2x), last vs. Vermont (12/16/23)
 Career 1 (2x), last vs. Vermont (12/16/23)

FREE THROWS ATTEMPTED

Season 2 (2x), last vs. Vermont (12/16/23)
 Career 2 (2x), last vs. Vermont (12/16/23)

CAREER STATS

SEASON	TEAM	GP-GS	MIN/AVG	FG-FGA	FG%	3FG-3FGA	3FG%	FT-FTA	FT%	OFF	DEF	TOT	AVG	PF-FO	A	TO	BLK	STL	PTS	AVG
2023-24	VT	6-0	22/3.6	3-8	.375	0-1	.000	2-4	.500	2	6	8	1.3	2-0	1	0	3	0	8	1.3
TOTAL		6-0	22/3.6	3-8	.375	0-1	.000	2-4	.500	2	6	8	1.3	2-0	1	0	3	0	8	1.3

- Has made great strides in his conditioning. *Last name pronounced: WES-ler*
- Redshirted the 2022-23 season.
- Invited to the Allen Iverson 24K Showcase game in Memphis.
- Played his final two seasons at Combine Academy where he guided the program to a state championship in 2021-22.
- Averaged 18 points, 14 rebounds and 2.3 blocks as a senior, while Combine ended the season ranked No. 20 in the country with a 25-5 record.
- Named 2020-21 HoopState Network Sixth Man of the Year.
- Played his freshman and sophomore seasons at David W. Butler High School in Matthews, N.C.
- Southwestern 4A Conference Player of the Year.
- Competed for CC Elite on the AAU circuit.
- Rated the 148th-best prospect in the 2022 class by 247Sports; Tabbed the third-best player in the state of North Carolina and the 24th-best center nationally, according to 247Sports.
- Chose the Hokies over Providence, Southern Cal, NC State and Ole Miss.

2023-24 GAME-BY-GAME STATS

Opponent	Date	GS	MIN	Total		3-Pointers		Free throws		Rebounds				PF A TO BLK STL PTS AVG						
				FG-FGA	PCT	3FG-3FGA	PCT	FT-FTA	PCT	OFF	DEF	TOT	AVG	PF	A	TO	BLK	STL	PTS	AVG
vs Fla. Atlantic at Auburn	11/26/2023		01:46	0-0	.000	0-0	.000	1-2	.500	0	1	1	1.0	0	1	0	0	0	1	1.0
Valparaiso	11/29/2023		01:32	0-1	.000	0-0	.000	0-0	.000	0	1	1	1.0	0	0	0	0	0	0	0.5
Vermont	12/09/2023		01:51	0-1	.000	0-0	.000	0-0	.000	1	1	2	1.3	0	0	0	0	0	0	0.3
American	12/16/2023		05:49	1-2	.500	0-0	.000	1-2	.500	0	2	2	1.5	0	0	0	1	0	3	1.0
at Wake Forest	12/21/2023		06:53	2-3	.667	0-0	.000	0-0	.000	1	1	2	1.6	1	0	0	1	0	4	1.6
	12/30/2023		03:57	0-1	.000	0-1	.000	0-0	.000	0	0	0	1.3	1	0	0	1	0	0	1.3
Totals		0	21:48	3-8	.375	0-1	.000	2-4	.500	2	6	8	1.3	2	1	0	3	0	8	1.3

Player Averages

Games Played	Minutes/game	Points/game	FG Pct	3FG Pct	FT Pct	Rebounds/game	Assists/game	Turnovers/game	Assist/Turnover ratio	Steals/game	Blocks/game
6	3.6	1.3	37.5	0.0	50.0	1.3	0.2	0.0	1.0	0.0	0.5

PRODUCTION TRACKER

	This Season
Scored 10+ Points	-
Had 5+ Rebounds	-
Had Multiple Blocks	-
Led Tech in Blocks	1
Had Multiple Steals	-
Shot over 50% from the floor	2
Played 10+ Minutes	-
Shot 5+ Free Throws	-
Had Multiple Dunks	-



10 BRANDON RECHSTEINER

FRESHMAN Guard | 6-1 | 185 | Business
Acworth, Georgia | Etowah



SEASON/CAREER BESTS

POINTS

Season 12 vs. Coppin State (11/6/23)
Career 12 vs. Coppin State (11/6/23)

REBOUNDS

Season 4 at Wake Forest (12/30/23)
Career 4 at Wake Forest (12/30/23)

ASSISTS

Season 11 vs. American (12/21/23)
Career 11 vs. American (12/21/23)

BLOCKS

Season -
Career -

STEALS

Season 1 (4x), last at Florida State (1/6/24)
Career 1 (4x), last at Florida State (1/6/24)

MINUTES

Season 30 vs. American (12/21/23)
Career 30 vs. American (12/21/23)

FIELD GOALS MADE

Season 3 vs. Coppin State (11/6/23)
Career 3 vs. Coppin State (11/6/23)

FIELD GOALS ATTEMPTED

Season 6 vs. Valparaiso (12/9/23)
Career 6 vs. Valparaiso (12/9/23)

3-PT. FIELD GOALS MADE

Season 2 (2x), last vs. Wofford (11/19/23)
Career 2 (2x), last vs. Wofford (11/19/23)

3-PT. FIELD GOALS ATTEMPTED

Season 6 vs. Valparaiso (12/9/23)
Career 6 vs. Valparaiso (12/9/23)

FREE THROWS MADE

Season 4 vs. Coppin State (11/6/23)
Career 4 vs. Coppin State (11/6/23)

FREE THROWS ATTEMPTED

Season 4 vs. Coppin State (11/6/23)
Career 4 vs. Coppin State (11/6/23)

CAREER STATS

SEASON	TEAM	GP-GS	MIN/AVG	FG-FGA	FG%	3FG-3FGA	3FG%	FT-FTA	FT%	OFF	DEF	TOT	AVG	PF-FO	A	TO	BLK	STL	PTS	AVG
2023-24	VT	15-2	193/12.9	14-35	.400	7-25	.280	6-8	.750	2	11	13	0.9	12-0	30	11	0	4	41	2.7
TOTAL		15-2	193/12.9	14-35	.400	7-25	.280	6-8	.750	2	11	13	0.9	12-0	30	11	0	4	41	2.7

- Wakes up at 4:50 a.m. almost every day
- Sharpshooter who should flourish on the offensive side in Coach Young's system.
- A four-year letterwinner at Etowah where he was coached by Jason Dasinger
- All-state and team captain as a junior and senior.
- Averaged 18 points, 5.3 rebounds, 5.1 assists and 2.8 steals per game as a senior, guiding Etowah to the GHSA Class 6A Final Four.
- GACA/GBCA 6A North Player of the Year.
- Reached 1,000 career points on Jan. 14, 2023.
- Consensus four-star recruit.
- Rated the 87th-best prospect in the 2023 class on 247Sports.
- Tabbed the second-best point guard in the state of Georgia and the 15th-best point guard nationally, according to 247Sports.
- Chose the Hokies over Gonzaga, Tennessee, Miami (Fla.), LSU, Xavier, Clemson and Notre Dame.
- Father, Scott, is a professional wrestler; goes by Scott Steiner and Big Poppa Pump.
- Brother, Brock, is a wide receiver for Jacksonville State.

Last name pronounced: WRECK-stine-er

2023-24 GAME-BY-GAME STATS

Opponent	Date	GS	MIN	Total		3-Pointers		Free throws		Rebounds				PF	A	TO	BLK	STL	PTS	AVG
				FG-FGA	PCT	3FG-3FGA	PCT	FT-FTA	PCT	OFF	DEF	TOT	AVG							
Coppin St.	11/06/2023		11:24	3-4	.750	2-3	.667	4-4	1.000	1	1	2	2.0	0	3	0	0	1	12	12.0
vs South Carolina	11/10/2023		01:31	0-1	.000	0-1	.000	0-0	.000	0	0	0	1.0	0	0	0	0	0	6.0	
Campbell	11/15/2023		14:10	0-1	.000	0-0	.000	0-0	.000	0	0	0	0.7	1	2	0	0	0	4.0	
Wofford	11/19/2023		15:32	2-4	.500	2-4	.500	0-0	.000	0	1	1	0.8	0	2	0	0	0	6.45	
vs Boise St.	11/23/2023		03:52	0-0	.000	0-0	.000	0-0	.000	0	1	1	0.8	0	0	0	0	0	3.6	
vs Iowa St.	11/24/2023		07:04	0-1	.000	0-1	.000	0-0	.000	0	0	0	0.7	1	1	0	0	0	3.0	
vs Fla. Atlantic	11/26/2023		09:14	1-2	.500	1-1	1.000	0-1	.000	0	0	0	0.6	1	1	1	0	0	3.0	
at Auburn	11/29/2023		12:18	1-2	.500	0-1	.000	0-0	.000	1	0	1	0.6	2	2	1	0	0	2.9	
Louisville	12/03/2023		03:31	0-0	.000	0-0	.000	0-0	.000	0	0	0	0.6	0	1	0	0	0	2.6	
Valparaiso	12/09/2023	*	27:57	1-6	.167	1-6	.167	2-2	1.000	0	1	1	0.6	1	3	3	0	1	5.28	
Vermont	12/16/2023		23:39	2-4	.500	1-3	.333	0-0	.000	0	2	2	0.7	2	3	0	0	1	5.0	
American	12/21/2023	*	30:22	1-4	.250	0-2	.000	0-1	.000	0	0	0	0.7	2	11	2	0	0	2.9	
at Wake Forest	12/30/2023		20:34	2-3	.667	0-1	.000	0-0	.000	0	4	4	0.9	1	1	3	0	0	4.0	
at Florida St.	01/06/2024		06:18	0-1	.000	0-1	.000	0-0	.000	0	0	0	0.9	1	0	1	0	1	0.28	
Clemson	01/10/2024		05:27	1-2	.500	0-1	.000	0-0	.000	0	1	1	0.9	0	0	0	0	0	2.7	
Totals			2 192:54	14-35	.400	7-25	.280	6-8	.750	2	11	13	0.9	12	30	11	0	4	41	2.7

Player Averages

Games Played	Minutes/game	Points/game	FG Pct	3FG Pct	FT Pct	Rebounds/game	Assists/game	Turnovers/game	Assist/Turnover ratio	Steals/game	Blocks/game
15	12.9	2.7	40.0	28.0	75.0	0.9	2.0	0.7	2.7	0.3	0.0

PRODUCTION TRACKER

	This Season
Scored 10+ Points	1
Made Multiple 3FGs	2
Made 3+ 3FGs	-
Led Tech in 3FGM	1
Shot over 40% from 3	3
Played 10+ Minutes	8
Had Multiple Assists	7
Led Tech in Assists	5
Had Multiple Steals	-



11 JOHN CAMDEN

R-SOPHOMORE Forward | 6-8 | 220 | Business Management
 Downingtown, Pennsylvania | Memphis



- Will be a versatile wing for Coach Young, who can play the 3 and the 4.
- Transferred from Memphis; battled a right foot injury most of freshman season.
- Chose the Hokies over LSU during the transfer process.
- Played senior season at Brewster Academy in Wolfeboro, N.H.
- Was rated a four-star recruit and the 90th-ranked player in the nation by Rivals.
- Averaged 15.8 points per game as a junior at Archbishop Carroll (Pa.) in 2019-20.
- Father, Tex, graduated from Virginia Tech in 1993.
- Sisters, Meg and Heather, played lacrosse at Ohio State and Drexel, respectively.
- Other older sister, Anna, plays basketball at Richmond.

SEASON/CAREER BESTS

POINTS

Season 9 at Auburn (11/29/23)
 Career 9 at Auburn (11/29/23)

REBOUNDS

Season 6 at Auburn (11/29/23)
 Career 6 (2x), last at Auburn (11/29/23)

ASSISTS

Season 1 at Auburn (11/29/23)
 Career 3 vs. Syracuse (1/28/23)

BLOCKS

Season -
 Career 1 (2x), last at Virginia (1/18/23)

STEALS

Season 1 at Auburn (11/29/23)
 Career 1 at Auburn (11/29/23)

MINUTES

Season 15 at Auburn (11/29/23)
 Career 27 vs. Syracuse (1/28/23)

FIELD GOALS MADE

Season 2 at Auburn (11/29/23)
 Career 3 vs. Syracuse (1/28/23)

FIELD GOALS ATTEMPTED

Season 4 at Auburn (11/29/23)
 Career 8 vs. Syracuse (1/28/23)

3-PT. FIELD GOALS MADE

Season 2 at Auburn (11/29/23)
 Career 2 (2x), last at Auburn (11/29/23)

3-PT. FIELD GOALS ATTEMPTED

Season 3 (2x), last vs. Vermont (12/16/23)
 Career 5 vs. Syracuse (1/28/23)

FREE THROWS MADE

Season 3 at Auburn (11/29/23)
 Career 3 (2x), last at Auburn (11/29/23)

FREE THROWS ATTEMPTED

Season 5 at Auburn (11/29/23)
 Career 5 (2x), last at Auburn (11/29/23)

2023-24 GAME-BY-GAME STATS

Opponent	Date	GS	MIN	Total		3-Pointers		Free throws		Rebounds			PF	A	TO	BLK	STL	PTS	AVG	
				FG-FGA	PCT	3FG-3FGA	PCT	FT-FTA	PCT	OFF	DEF	TOT								AVG
Coppin St.	11/06/2023		05:36	1-2	.500	1-1	1.000	0-0	.000	0	2	2	2.0	0	0	1	0	0	3	3.0
Wofford	11/19/2023		03:13	1-2	.500	1-2	.500	0-0	.000	0	1	1	1.5	0	0	0	0	0	3	3.0
vs Fla. Atlantic	11/26/2023		04:29	1-2	.500	1-1	1.000	0-0	.000	0	0	0	1.0	0	0	1	0	0	3	3.0
at Auburn	11/29/2023		15:01	2-4	.500	2-3	.667	3-5	.600	2	4	6	2.3	2	1	1	0	1	9	4.5
Valparaiso	12/09/2023		02:32	0-2	.000	0-1	.000	0-0	.000	2	0	2	2.2	1	0	0	0	0	0	3.6
Vermont	12/16/2023		13:51	1-3	.333	1-3	.333	0-0	.000	0	2	2	2.2	0	0	1	0	0	3	3.5
American	12/21/2023		05:34	0-1	.000	0-1	.000	0-0	.000	0	0	0	1.9	0	0	1	0	0	0	3.0
Totals		0	50:16	6-16	.375	6-12	.500	3-5	.600	4	9	13	1.9	3	1	5	0	1	21	3.0

Player Averages

Games Played	Minutes/game	Points/game	FG Pct	3FG Pct	FT Pct	Rebounds/game	Assists/game	Turnovers/game	Assist/Turnover ratio	Steals/game	Blocks/game
7	7.2	3.0	37.5	50.0	60.0	1.9	0.1	0.7	0.2	0.1	0.0

PRODUCTION TRACKER

	This Season	Career
Scored 5+ Points	1	4
Scored 10+ Points	-	-
Made Multiple 3FGs	1	2
Made 3+ 3FGs	-	-
Led Tech in 3FGM	1	1
Shot over 40% from 3	4	7
Played 5+ Minutes	4	16
Had Multiple Assists	-	1
Had Multiple Steals	-	-



CAREER STATS

SEASON	TEAM	GP-GS	MIN/AVG	FG-FGA	FG%	3FG-3FGA	3FG%	FT-FTA	FT%	OFF	DEF	TOT	AVG	PF	FO	A	TO	BLK	STL	PTS	AVG
2021-22	Mem	1-0	2/1.7	0-0	.000	0-0	.000	0-0	.000	0	1	1	1.0	0-0	0	0	0	0	0	0	0.0
2022-23	VT	23-0	183/8.0	9-36	.250	6-26	.231	5-9	.556	6	16	22	1.0	17-0	4	2	2	0	29	1.3	
2023-24	VT	7-0	50/7.2	6-16	.375	6-12	.500	3-5	.600	4	9	13	1.9	3-0	1	5	0	1	21	3.0	
TOTAL FOR VT		30-0	233/7.8	15-52	.288	12-38	.316	8-14	.571	10	25	35	1.2	20-0	5	7	2	1	50	1.7	
TOTAL		31-0	235/7.6	15-52	.288	12-38	.316	8-14	.571	10	26	36	1.2	20-0	5	7	2	1	50	1.6	

13 JAYDON YOUNG

FRESHMAN Guard | 6-4 | 205 | Sports Media and Analytics
 Goldsboro, North Carolina | Greensboro Day



SEASON/CAREER BESTS

POINTS

Season 9 at Auburn (11/29/23)
 Career 9 at Auburn (11/29/23)

REBOUNDS

Season 3 vs. Valparaiso (12/9/23)
 Career 3 vs. Valparaiso (12/9/23)

ASSISTS

Season 5 vs. Coppin State (11/6/23)
 Career 5 vs. Coppin State (11/6/23)

BLOCKS

Season -
 Career -

STEALS

Season 2 vs. Coppin State (11/6/23)
 Career 2 vs. Coppin State (11/6/23)

MINUTES

Season 24 at Auburn (11/29/23)
 Career 24 at Auburn (11/29/23)

FIELD GOALS MADE

Season 3 at Auburn (11/29/23)
 Career 3 at Auburn (11/29/23)

FIELD GOALS ATTEMPTED

Season 6 at Auburn (11/29/23)
 Career 6 at Auburn (11/29/23)

3-PT. FIELD GOALS MADE

Season 3 at Auburn (11/29/23)
 Career 3 at Auburn (11/29/23)

3-PT. FIELD GOALS ATTEMPTED

Season 4 at Auburn (11/29/23)
 Career 4 at Auburn (11/29/23)

FREE THROWS MADE

Season 2 vs. Coppin State (11/6/23)
 Career 2 vs. Coppin State (11/6/23)

FREE THROWS ATTEMPTED

Season 2 vs. Coppin State (11/6/23)
 Career 2 vs. Coppin State (11/6/23)

CAREER STATS

SEASON	TEAM	GP-GS	MIN/AVG	FG-FGA	FG%	3FG-3FGA	3FG%	FT-FTA	FT%	OFF	DEF	TOT	AVG	PF-FO	A	TO	BLK	STL	PTS	AVG
2023-24	VT	12-0	110/9.2	7-23	.304	7-16	.438	2-2	1.000	0	10	10	0.8	4-0	12	4	0	4	23	1.9
TOTAL		12-0	110/9.2	7-23	.304	7-16	.438	2-2	1.000	0	10	10	0.8	4-0	12	4	0	4	23	1.9

- A four-year letterwinner at Greensboro Day under the winningest coach in North Carolina basketball history, Freddy Johnson.
- Three-time all-state, four-time all-conference and three-time conference player of the year.
- Eclipsed 2,000 career points in November 2022.
- Guided Greensboro Day to its 12th NCISAA state title as a senior.
- Four-star recruit according to ESPN.
- Rated the eighth-best player in the state of North Carolina, according to 247Sports.
- Chose the Hokies over Clemson, Virginia, Pitt, NC State and North Carolina A&T.
- Father, Victor, played college basketball at Mount Olive, advancing to the Elite 8 in 2005; played professionally overseas as well.

2023-24 GAME-BY-GAME STATS

Opponent	Date	GS	MIN	Total		3-Pointers		Free throws		Rebounds				PF	A	TO	BLK	STL	PTS	AVG	
				FG-FGA	PCT	3FG-3FGA	PCT	FT-FTA	PCT	OFF	DEF	TOT	AVG								
Coppin St.	11/06/2023		13:39	2-4	.500	2-3	.667	2-2	1.000	0	2	2	2.0	0	5	1	0	2	8	8.0	
Campbell	11/15/2023		12:15	0-4	.000	0-2	.000	0-0	.000	0	0	0	1.0	0	1	0	0	0	0	4.0	
Wofford	11/19/2023		03:57	0-1	.000	0-1	.000	0-0	.000	0	1	1	1.0	1	1	0	0	0	0	2.7	
vs Boise St.	11/23/2023		03:09	0-0	.000	0-0	.000	0-0	.000	0	0	0	0.8	0	0	0	0	0	0	2.0	
vs Fla. Atlantic	11/26/2023		05:32	0-1	.000	0-1	.000	0-0	.000	0	0	0	0.6	1	1	1	0	0	0	1.6	
at Auburn	11/29/2023		24:22	3-6	.500	3-4	.750	0-0	.000	0	1	1	0.7	1	1	1	0	1	9	2.8	
Louisville	12/03/2023		03:06	0-0	.000	0-0	.000	0-0	.000	0	0	0	0.6	0	0	0	0	0	0	2.4	
Valparaiso	12/09/2023		11:17	0-2	.000	0-1	.000	0-0	.000	0	3	3	0.9	1	0	1	0	1	0	2.1	
Vermont	12/16/2023		18:44	2-4	.500	2-3	.667	0-0	.000	0	1	1	0.9	0	1	0	0	0	6	2.6	
American	12/21/2023		05:08	0-1	.000	0-1	.000	0-0	.000	0	0	0	0.8	0	1	0	0	0	0	2.3	
at Wake Forest	12/30/2023		03:40	0-0	.000	0-0	.000	0-0	.000	0	1	1	0.8	0	1	0	0	0	0	2.1	
Clemson	01/10/2024		05:30	0-0	.000	0-0	.000	0-0	.000	0	1	1	0.8	0	0	0	0	0	0	1.9	
Totals			0	110:19	7-23	.304	7-16	.438	2-2	1.000	0	10	10	0.8	4	12	4	0	4	23	1.9

Player Averages

Games Played	Minutes/game	Points/game	FG Pct	3FG Pct	FT Pct	Rebounds/game	Assists/game	Turnovers/game	Assist/Turnover ratio	Steals/game	Blocks/game
12	9.2	1.9	30.4	43.8	100.0	0.8	1.0	0.3	3.0	0.3	0.0

PRODUCTION TRACKER

	This Season
Scored 10+ Points	-
Made Multiple 3FGs	3
Made 3+ 3FGs	1
Led Tech in 3FGM	2
Shot over 40% from 3	3
Played 10+ Minutes	5
Had Multiple Assists	1
Led Tech in Assists	1
Had Multiple Steals	1



15 LYNN KIDD

SENIOR Center | 6-10 | 235 | Sociology
Gainesville, Florida | Clemson



SEASON/CAREER BESTS

POINTS

Season 31 vs. American (12/21/23)
Career 31 vs. American (12/21/23)

REBOUNDS

Season 15 vs. Campbell (11/15/23)
Career 15 vs. Campbell (11/15/23)

ASSISTS

Season 3 (3x), last at Florida State (1/6/24)
Career 3 (4x), last at Florida State (1/6/24)

BLOCKS

Season 2 (2x), last vs. Clemson (1/10/24)
Career 2 (6x), last vs. Clemson (1/10/24)

STEALS

Season 2 (2x), last at Auburn (11/29/23)
Career 2 (3x), last at Auburn (11/29/23)

MINUTES

Season 29 (2x), last at Wake Forest (12/30/23)
Career 29 (2x), last at Wake Forest (12/30/23)

FIELD GOALS MADE

Season 14 vs. American (12/21/23)
Career 14 vs. American (12/21/23)

FIELD GOALS ATTEMPTED

Season 15 (2x), last at Wake Forest (12/30/23)
Career 15 (2x), last at Wake Forest (12/30/23)

3-PT. FIELD GOALS MADE

Season -
Career -

3-PT. FIELD GOALS ATTEMPTED

Season -
Career -

FREE THROWS MADE

Season 9 vs. Vermont (12/16/23)
Career 9 vs. Vermont (12/16/23)

FREE THROWS ATTEMPTED

Season 11 vs. Vermont (12/16/23)
Career 11 vs. Vermont (12/16/23)

CAREER STATS

SEASON	TEAM	GP-GS	MIN/AVG	FG-FGA	FG%	3FG-3FGA	3FG%	FT-FTA	FT%	OFF	DEF	TOT	AVG	PF-FO	A	TO	BLK	STL	PTS	AVG
2020-21	CU	7-0	32/4.6	2-6	.333	0-0	.000	4-4	1.000	4	3	7	1.0	6-0	1	2	2	0	8	1.1
2021-22	VT	10-0	25/2.5	3-8	.375	0-0	.000	1-1	1.000	6	5	11	1.1	0-0	0	3	2	0	7	0.7
2022-23	VT	34-5	429/12.6	77-116	.664	0-0	.000	17-29	.586	34	82	116	3.4	53-0	21	21	15	9	171	5.0
2023-24	VT	15-15	377/25.1	84-129	.651	0-0	.000	52-60	.867	27	83	110	7.3	27-0	21	26	8	8	220	14.7
TOTAL FOR VT		59-20	831/14.1	164-253	.648	0-0	.000	70-90	.778	67	170	237	4.0	80-0	42	50	25	17	398	6.7
TOTAL		66-20	863/13.1	166-259	.641	0-0	.000	74-94	.787	71	173	244	3.7	86-0	43	52	27	17	406	6.2

- Has had two terrific summers of offseason development.
- Rebounding continues to be a point of emphasis for him.
- Played in seven games, totaling eight points in 33 minutes of action as a freshman at Clemson.
- Reclassified from the 2021 recruiting class to 2020.
- No. 77 overall prospect on ESPN's Top-100 list of high school juniors; four-star recruit.
- Chose Clemson over Virginia Tech, Miami, Wake Forest, Auburn and Florida during his initial recruitment.

2023-24 GAME-BY-GAME STATS

Opponent	Date	GS	MIN	Total		3-Pointers		Free throws		Rebounds				PF	A	TO	BLK	STL	PTS	AVG	
				FG-FGA	PCT	3FG-3FGA	PCT	FT-FTA	PCT	OFF	DEF	TOT	AVG								
Coppin St.	11/06/2023	*	22:53	6-6	1.000	0-0	.000	2-5	.400	3	8	11	11.0	1	0	3	1	0	14	14.0	
vs South Carolina	11/10/2023	*	26:28	5-7	.714	0-0	.000	2-2	1.000	1	5	6	8.5	2	2	2	0	2	12	13.0	
Campbell	11/15/2023	*	24:48	9-12	.750	0-0	.000	6-7	.857	5	10	15	10.7	2	1	2	0	0	24	16.7	
Wofford	11/19/2023	*	20:55	6-8	.750	0-0	.000	8-8	1.000	2	5	7	9.8	1	3	0	1	0	20	17.5	
vs Boise St.	11/23/2023	*	28:52	6-8	.750	0-0	.000	7-7	1.000	1	5	6	9.0	2	1	1	0	1	19	17.8	
vs Iowa St.	11/24/2023	*	28:32	5-6	.833	0-0	.000	3-3	1.000	1	3	4	8.2	2	2	3	0	1	13	17.0	
vs Fla. Atlantic	11/26/2023	*	23:02	4-8	.500	0-0	.000	1-2	.500	1	6	7	8.0	1	0	2	0	0	9	15.9	
at Auburn	11/29/2023	*	29:17	2-6	.333	0-0	.000	2-2	1.000	2	5	7	7.9	1	1	2	1	2	6	14.6	
Louisville	12/03/2023	*	24:39	8-13	.615	0-0	.000	3-4	.750	0	4	4	7.4	4	1	1	0	0	19	15.1	
Valparaiso	12/09/2023	*	22:05	4-7	.571	0-0	.000	6-6	1.000	1	5	6	7.3	0	1	1	0	0	14	15.0	
Vermont	12/16/2023	*	23:35	4-7	.571	0-0	.000	9-11	.818	4	7	11	7.6	1	1	3	0	1	17	15.2	
American	12/21/2023	*	23:58	14-15	.933	0-0	.000	3-3	1.000	2	9	11	7.9	1	1	0	2	0	31	16.5	
at Wake Forest	12/30/2023	*	29:20	7-15	.467	0-0	.000	0-0	.000	1	4	5	7.7	3	3	3	0	0	14	16.3	
at Florida St.	01/06/2024	*	25:17	1-5	.200	0-0	.000	0-0	.000	3	5	8	7.7	4	3	3	1	0	2	15.3	
Clemson	01/10/2024	*	23:23	3-6	.500	0-0	.000	0-0	.000	0	2	2	7.3	2	1	0	2	1	6	14.7	
Totals			15	377:03	84-129	.651	0-0	.000	52-60	.867	27	83	110	7.3	27	21	26	8	8	220	14.7

Player Averages

Games Played	Minutes/game	Points/game	FG Pct	3FG Pct	FT Pct	Rebounds/game	Assists/game	Turnovers/game	Assist/Turnover ratio	Steals/game	Blocks/game
15	25.1	14.7	65.1	0.0	86.7	7.3	1.4	1.7	0.8	0.5	0.5

PRODUCTION TRACKER

	This Season	Career
Scored 10+ Points	11	15
Scored 20+ Points	3	3
Had 10+ Rebounds	4	5
Had Multiple Blocks	2	6
Led Tech in Blocks	4	10
Had Multiple Steals	2	3
Shot over 50% from the floor	12	41
Shot 5+ Free Throws	6	8
Had Multiple Dunks	8	12



23 TYLER NICKEL

SOPHOMORE Guard | 6-7 | 220 | Sociology
Harrisonburg, Virginia | North Carolina



SEASON/CAREER BESTS

POINTS

Season 24 vs. Clemson (1/10/24)
Career 24 vs. Clemson (1/10/24)

REBOUNDS

Season 7 vs. Coppin State (11/6/23)
Career 3 vs. The Citadel (12/13/22)

ASSISTS

Season 3 vs. Valparaiso (12/9/23)
Career 3 vs. Valparaiso (12/9/23)

BLOCKS

Season 1 (4x), last vs. Clemson (1/10/24)
Career 1 (7x), last vs. Clemson (1/10/24)

STEALS

Season 2 vs. Wofford (11/19/23)
Career 2 (2x), last vs. Wofford (11/19/23)

MINUTES

Season 32 vs. Boise State (11/23/23)
Career 32 vs. Boise State (11/23/23)

FIELD GOALS MADE

Season 8 vs. Clemson (1/10/24)
Career 8 vs. Clemson (1/10/24)

FIELD GOALS ATTEMPTED

Season 11 vs. Clemson (1/10/24)
Career 11 vs. Clemson (1/10/24)

3-PT. FIELD GOALS MADE

Season 5 vs. Clemson (1/10/24)
Career 5 vs. Clemson (1/10/24)

3-PT. FIELD GOALS ATTEMPTED

Season 7 (3x), last vs. Clemson (1/10/24)
Career 8 vs. The Citadel (12/13/22)

FREE THROWS MADE

Season 6 at Wake Forest (12/30/23)
Career 6 at Wake Forest (12/30/23)

FREE THROWS ATTEMPTED

Season 7 (2x), last at Wake Forest (12/30/23)
Career 7 (2x), last at Wake Forest (12/30/23)

- Every time he shoots the ball, Coach Young believes it's going in.
- Has a sneaky good pull-up jumper.
- Averaged 2.1 points in 25 games for North Carolina in 2022-23.
- Scored a season-high 16 points (all in the second half), the most off the bench by a Tar Heel on the season, vs. The Citadel; was 5 for 10 from the floor, including 3 for 8 3FGs vs. the Bulldogs.
- Virginia High School League's all-time leading scorer with 2,909 points in 102 games.
- Virginia Player of the Year in 2022.
- Is the first player from East Rockingham High School to play at a Division I school.
- Four-star prospect in the class of 2022 and ranked third in Virginia; picked UNC over Tech in his initial recruitment.
- Son of Eric and Jacki Nickel; both played basketball in college.

2023-24 GAME-BY-GAME STATS

Opponent	Date	GS	MIN	Total		3-Pointers		Free throws		Rebounds				PF	A	TO	BLK	STL	PTS	AVG
				FG-FGA	PCT	3FG-3FGA	PCT	FT-FTA	PCT	OFF	DEF	TOT	AVG							
Coppin St.	11/06/2023		20:06	4-9	.444	2-6	.333	2-2	1.000	3	4	7	7.0	1	1	0	1	0	12	12.0
vs South Carolina	11/10/2023		22:09	0-3	.000	0-2	.000	2-2	1.000	0	0	0	3.5	0	1	0	0	0	2	7.0
Wofford	11/19/2023		22:19	3-3	1.000	3-3	1.000	5-7	.714	1	0	1	2.7	2	2	0	0	2	14	9.3
vs Boise St.	11/23/2023		31:41	5-10	.500	1-4	.250	3-5	.600	1	3	4	3.0	0	2	1	1	1	14	10.5
vs Iowa St.	11/24/2023		27:10	3-7	.429	3-6	.500	1-2	.500	2	1	3	3.0	1	1	2	0	0	10	10.4
vs Fla. Atlantic	11/26/2023		24:24	1-2	.500	0-1	.000	0-0	.000	0	1	1	2.7	1	1	0	0	0	2	9.0
at Auburn	11/29/2023	*	19:29	0-5	.000	0-3	.000	0-0	.000	1	0	1	2.4	3	0	3	0	0	0	7.7
Louisville	12/03/2023	*	24:48	1-6	.167	1-6	.167	0-0	.000	0	2	2	2.4	2	2	0	1	1	3	7.1
Valparaiso	12/09/2023	*	25:43	4-7	.571	4-7	.571	0-0	.000	0	2	2	2.3	1	3	0	0	1	12	7.7
Vermont	12/16/2023	*	29:41	4-9	.444	2-7	.286	3-3	1.000	0	2	2	2.3	2	2	1	0	0	13	8.2
American	12/21/2023	*	29:03	2-7	.286	1-4	.250	0-0	.000	0	0	0	2.1	2	0	1	0	0	5	7.9
at Wake Forest	12/30/2023		28:31	2-4	.500	1-2	.500	6-7	.857	0	2	2	2.1	1	1	0	0	1	11	8.2
at Florida St.	01/06/2024	*	20:14	2-4	.500	1-2	.500	4-5	.800	1	0	1	2.0	1	1	2	0	0	9	8.2
Clemson	01/10/2024		27:59	8-11	.727	5-7	.714	3-4	.750	0	4	4	2.1	1	1	1	1	1	24	9.4
Totals		6	353:16	39-87	.448	24-60	.400	29-37	.784	9	21	30	2.1	18	18	11	4	7	131	9.4

Player Averages

Games Played	Minutes/game	Points/game	FG Pct	3FG Pct	FT Pct	Rebounds/game	Assists/game	Turnovers/game	Assist/Turnover ratio	Steals/game	Blocks/game
14	25.2	9.4	44.8	40.0	78.4	2.1	1.3	0.8	1.6	0.5	0.3

PRODUCTION TRACKER

	This Season	Career
Scored 10+ Points	7	8
Led Tech in Scoring	-	-
Made Multiple 3FGs	6	7
Made 3+ 3FGs	4	5
Led Tech in 3FGM	2	2
Shot over 40% from 3	6	9
Had Multiple Assists	5	6
Had Multiple Blocks	-	-
Had Multiple Steals	1	2



CAREER STATS

SEASON	TEAM	GP-GS	MIN/AVG	FG-FGA	FG%	3FG-3FGA	3FG%	FT-FTA	FT%	OFF	DEF	TOT	AVG	PF-FO	A	TO	BLK	STL	PTS	AVG
2022-23	UNC	25-0	150/6.0	15-40	.375	6-27	.222	16-19	.842	9	7	16	0.6	10-0	7	3	3	3	52	2.1
2023-24	VT	14-6	353/25.2	39-87	.448	24-60	.400	29-37	.784	9	21	30	2.1	18-0	18	11	4	7	131	9.4
TOTAL FOR VT		14-6	353/25.2	39-87	.448	24-60	.400	29-37	.784	9	21	30	2.1	18-0	18	11	4	7	131	9.4
TOTAL		39-6	504/12.9	54-127	.425	30-87	.345	45-56	.804	18	28	46	1.2	28-0	25	14	7	10	183	4.7

31 ROBBIE BERAN

GRADUATE STUDENT Forward | 6-9 | 215 | Agricultural and Life Sciences
Richmond, Virginia | Northwestern



SEASON/CAREER BESTS

POINTS	
Season	9 vs. Valparaiso (12/9/23)
Career	20 (2x), last vs. Prairie View (12/11/22)
REBOUNDS	
Season	8 vs. Clemson (1/10/24)
Career	12 vs. Prairie View (12/11/22)
ASSISTS	
Season	3 vs. Valparaiso (12/9/23)
Career	4 (3x), last vs. Illinois (1/7/21)
BLOCKS	
Season	3 vs. Wofford (11/19/23)
Career	3 (4x), last vs. Wofford (11/19/23)
STEALS	
Season	2 (4x), last vs. American (12/21/23)
Career	5 vs. Eastern Illinois (11/9/21)
MINUTES	
Season	29 vs. Boise State (11/23/23)
Career	38 vs. Maryland (1/12/22)
FIELD GOALS MADE	
Season	3 (5x), last vs. Clemson (1/10/24)
Career	6 (5x), last vs. Prairie View (12/11/22)
FIELD GOALS ATTEMPTED	
Season	7 vs. Louisville (12/3/23)
Career	14 at Illinois (1/18/20)
3-PT. FIELD GOALS MADE	
Season	2 (3x), last vs. Clemson (1/10/24)
Career	4 vs. Prairie View (12/11/22)
3-PT. FIELD GOALS ATTEMPTED	
Season	4 (3x), last at Wake Forest (12/30/23)
Career	11 vs. Indiana (2/15/23)
FREE THROWS MADE	
Season	2 (4x), last at Auburn (11/29/23)
Career	10 vs. Chicago State (11/7/22)
FREE THROWS ATTEMPTED	
Season	2 (6x), last vs. Valparaiso (12/9/23)
Career	11 vs. Chicago State (11/7/22)

- Stretch four that will greatly impact winning with the Hokies. *Last name pronounced: bear-IN*
- Strong defender and vocal leader.
- Has learned over the course of his career how to win and close out games.
- Veteran player who has competed in over 100 career games.
- Led Northwestern to its second-ever NCAA tournament appearance in 2023.
- Owner of two dogs: Smokey (chihuahua) and Stella (Labrador retriever/mutt mix); girlfriend owns Ivy (golden retriever), so three dogs total in their household.
- Sister, Annemarie, attends VCOM in Blacksburg.
- Earned undergraduate degree in learning and organization change in 2022 from Northwestern.
- Close to finishing first master's degree in sports administration from Northwestern.
- Pursuing a master's degree in applied animal behavior and welfare.

2023-24 GAME-BY-GAME STATS

Opponent	Date	GS	MIN	Total		3-Pointers		Free throws		Rebounds				PF	A	TO	BLK	STL	PTS	AVG	
				FG-FGA	PCT	3FG-3FGA	PCT	FT-FTA	PCT	OFF	DEF	TOT	AVG								
Coppin St.	11/06/2023	*	14:47	1-4	.250	0-2	.000	0-0	.000	1	1	2	2.0	4	0	3	1	0	2	2.0	
vs South Carolina	11/10/2023	*	17:11	3-5	.600	1-3	.333	0-0	.000	1	0	1	1.5	0	1	0	1	0	7	4.5	
Campbell	11/15/2023	*	27:49	2-5	.400	0-2	.000	2-2	1.000	0	3	3	2.0	1	1	0	2	2	6	5.0	
Wofford	11/19/2023	*	23:25	1-3	.333	0-1	.000	1-2	.500	0	4	4	2.5	4	1	3	3	1	3	4.5	
vs Boise St.	11/23/2023	*	28:22	1-3	.333	0-0	.000	2-2	1.000	0	3	3	2.6	4	1	1	2	1	4	4.4	
vs Iowa St.	11/24/2023	*	15:54	1-4	.250	0-2	.000	2-2	1.000	1	1	2	2.5	4	0	0	0	0	4	4.3	
vs Fla. Atlantic	11/26/2023	*	17:01	0-2	.000	0-0	.000	0-0	.000	1	1	2	2.4	0	1	0	0	2	0	3.7	
at Auburn	11/29/2023	*	10:48	0-1	.000	0-1	.000	2-2	1.000	0	2	2	2.4	5	0	1	1	0	2	3.5	
Louisville	12/03/2023	*	12:47	1-7	.143	0-4	.000	0-0	.000	0	1	1	2.2	0	0	0	1	0	2	3.3	
Valparaiso	12/09/2023		21:13	3-6	.500	2-4	.500	1-2	.500	1	3	4	2.4	1	3	3	1	0	9	3.9	
Vermont	12/16/2023		18:43	1-4	.250	1-3	.333	0-0	.000	1	6	7	2.8	2	2	1	1	2	3	3.8	
American	12/21/2023		20:37	3-3	1.000	1-1	1.000	0-0	.000	1	3	4	2.9	2	2	0	1	2	7	4.1	
at Wake Forest	12/30/2023		16:42	3-6	.500	2-4	.500	0-0	.000	0	2	2	2.8	4	2	2	2	0	8	4.4	
at Florida St.	01/06/2024		25:14	1-3	.333	0-2	.000	0-0	.000	0	3	3	2.9	4	0	2	1	0	2	4.2	
Clemson	01/10/2024	*	18:06	3-4	.750	2-3	.667	0-0	.000	2	6	8	3.2	2	0	2	0	0	8	4.5	
Totals			10	288:39	24-60	.400	9-32	.281	10-12	.833	9	39	48	3.2	37	14	18	17	10	67	4.5

Player Averages

Games Played	Minutes/game	Points/game	FG Pct	3FG Pct	FT Pct	Rebounds/game	Assists/game	Turnovers/game	Assist/Turnover ratio	Steals/game	Blocks/game
15	19.2	4.5	40.0	28.1	83.3	3.2	0.9	1.2	0.8	0.7	1.1

PRODUCTION TRACKER

	This Season	Career
Scored 10+ Points	-	24
Scored 20+ Points	-	2
Led Tech in Scoring	-	-
Had 10+ Rebounds	-	3
Led Tech in Rebounding	1	1
Had a Double-Double	-	2
Shot over 50% from the floor	5	34
Made 3+ 3FGs	-	7
Shot 5+ Free Throws	-	2



CAREER STATS

SEASON	TEAM	GP-GS	MIN/AVG	FG-FGA	FG%	3FG-3FGA	3FG%	FT-FTA	FT%	OFF	DEF	TOT	AVG	PF-FO	A	TO	BLK	STL	PTS	AVG
2019-20	NU	31-18	590/19.0	55-141	.390	20-50	.400	26-40	.650	26	78	104	3.4	73-3	19	26	17	5	156	5.0
2020-21	NU	24-18	485/20.2	48-108	.444	20-57	.351	20-30	.667	10	55	65	2.7	62-3	26	15	10	7	136	5.7
2021-22	NU	31-30	677/21.8	73-156	.468	30-82	.366	21-28	.750	29	103	132	4.3	75-5	20	21	23	21	197	6.4
2022-23	NU	34-34	875/25.7	80-217	.369	39-113	.345	56-66	.848	39	114	153	4.5	69-0	21	21	24	18	255	7.5
2023-24	VT	15-10	289/19.2	24-60	.400	9-32	.281	10-12	.833	9	39	48	3.2	37-1	14	18	17	10	67	4.5
TOTAL FOR VT		15-10	289/19.2	24-60	.400	9-32	.281	10-12	.833	9	39	48	3.2	37-1	14	18	17	10	67	4.5
TOTAL		135-110	2916/21.6	280-682	.411	118-334	.353	133-176	.756	113	389	502	3.7	316-12	100	101	91	61	811	6.0

33 MICHAEL WARD

SOPHOMORE Guard | 6-2 | 175 | Business
Bethesda, Maryland | Walt Whitman



- Recruited as a preferred walk-on.
- Appeared in six games, logging a total of six minutes in 2022-23.
- Averaged 15.1 points, 5.7 rebounds, 1.9 assists, and 1.4 steals per game for Whitman in 2021-22.
- Shot 38% from 3-point range (57-149) and helped lead the Vikings to a 13-9 overall record and a berth in the 4A West Regional semifinals.
- Named First-Team 4A South Division and to the Montgomery County 4A South All-Division Team.

SEASON/CAREER BESTS

POINTS

Season -
Career -

REBOUNDS

Season -
Career -

ASSISTS

Season -
Career -

BLOCKS

Season -
Career -

STEALS

Season -
Career -

MINUTES

Season 1 vs. Valparaiso (12/9/23)
Career 2 vs. Dayton (12/7/22)

FIELD GOALS MADE

Season -
Career -

FIELD GOALS ATTEMPTED

Season -
Career 2 at Louisville (2/28/23)

3-PT. FIELD GOALS MADE

Season -
Career -

3-PT. FIELD GOALS ATTEMPTED

Season -
Career 1 at Louisville (2/28/23)

FREE THROWS MADE

Season -
Career -

FREE THROWS ATTEMPTED

Season -
Career -

2023-24 GAME-BY-GAME STATS

Opponent	Date	GS	MIN	Total		3-Pointers		Free throws		Rebounds				PF A TO BLK STL PTS AVG						
				FG-FGA	PCT	3FG-3FGA	PCT	FT-FTA	PCT	OFF	DEF	TOT	AVG	PF	A	TO	BLK	STL	PTS	AVG
Valparaiso	12/09/2023		00:52	0-0	.000	0-0	.000	0-0	.000	0	0	0	0.0	0	0	0	0	0	0	0.0
American	12/21/2023		00:13	0-0	.000	0-0	.000	0-0	.000	0	0	0	0.0	0	0	0	0	0	0	0.0
Totals		0	01:05	0-0	.000	0-0	.000	0-0	.000	0	0	0	0.0	0	0	0	0	0	0	0.0

Player Averages

Games Played	Minutes/game	Points/game	FG Pct	3FG Pct	FT Pct	Rebounds/game	Assists/game	Turnovers/game	Assist/Turnover ratio	Steals/game	Blocks/game
2	0.5	0.0	0.0	0.0	0.0	0.0	0.0	0.0	0.0	0.0	0.0

PRODUCTION TRACKER

	This Season
Scored 5+ Points	-
Scored 10+ Points	-
Made Multiple 3FGs	-
Made 3+ 3FGs	-
Led Tech in 3FGM	-
Shot over 40% from 3	-
Played 5+ Minutes	-
Had Multiple Assists	-
Had Multiple Steals	-



CAREER STATS

SEASON	TEAM	GP-GS	MIN/AVG	FG-FGA	FG%	3FG-3FGA	3FG%	FT-FTA	FT%	OFF	DEF	TOT	AVG	PF-FO	A	TO	BLK	STL	PTS	AVG
2022-23	VT	6-0	6/1.0	0-2	.000	0-1	.000	0-0	.000	0	0	0	0.0	0-0	0	1	0	0	0	0.0
2023-24	VT	2-0	1/0.5	0-0	.000	0-0	.000	0-0	.000	0	0	0	0.0	0-0	0	0	0	0	0	0.0
TOTAL		8-0	7/0.9	0-2	.000	0-1	.000	0-0	.000	0	0	0	0.0	0-0	0	1	0	0	0	0.0

34 MYLYJAE POTEA

SENIOR Forward | 6-9 | 265 | Sociology
Reidsville, North Carolina | Rice



SEASON/CAREER BESTS

POINTS

Season 9 (2x), last vs. South Carolina (11/10/23)
Career 18 vs. UAB (1/8/22)

REBOUNDS

Season 6 (2x), last at Florida State (1/6/24)
Career 11 vs. Ohio (3/19/22)

ASSISTS

Season 2 (3x), last vs. American (12/21/23)
Career 3 vs. Jarvis Christian (2/8/22)

BLOCKS

Season 1 (2x), last vs. Iowa State (11/24/23)
Career 1 (17x), last vs. Boise State (11/23/23)

STEALS

Season 1 (3x), last vs. FAU (11/26/23)
Career 2 at Western Kentucky (2/13/21)

MINUTES

Season 18 vs. Clemson (1/10/24)
Career 25 vs. Clemson (1/4/23)

FIELD GOALS MADE

Season 4 vs. Coppin State (11/6/23)
Career 7 at Western Kentucky (1/13/22)

FIELD GOALS ATTEMPTED

Season 5 vs. Coppin State (11/6/23)
Career 10 at Western Kentucky (1/13/22)

3-PT. FIELD GOALS MADE

Season -
Career -

3-PT. FIELD GOALS ATTEMPTED

Season -
Career 1 at UAB (1/23/21)

FREE THROWS MADE

Season 3 (2x), last vs. American (12/21/23)
Career 9 at Louisiana Tech (1/27/22)

FREE THROWS ATTEMPTED

Season 5 vs. American (12/21/23)
Career 10 at Louisiana Tech (1/27/22)

CAREER STATS

SEASON	TEAM	GP-GS	MIN/AVG	FG-FGA	FG%	3FG-3FGA	3FG%	FT-FTA	FT%	OFF	DEF	TOT	AVG	PF-FO	A	TO	BLK	STL	PTS	AVG
2020-21	Rice	13-0	131/10.1	19-29	.655	0-1	.000	20-25	.800	11	24	35	2.7	25-0	6	15	4	3	58	4.5
2021-22	Rice	33-3	454/13.8	93-150	.620	0-0	.000	67-99	.677	58	79	137	4.2	67-1	12	40	8	4	253	7.7
2022-23	VT	34-0	297/8.7	34-53	.642	0-0	.000	49-66	.742	28	39	67	2.0	49-0	10	16	5	5	117	3.4
2023-24	VT	15-0	187/12.5	30-45	.667	0-0	.000	16-24	.667	15	25	40	2.7	26-1	12	6	2	3	76	5.1
TOTAL FOR VT		49-0	484/9.9	64-98	.653	0-0	.000	65-90	.722	43	64	107	2.2	75-1	22	22	7	8	193	3.9
TOTAL		95-3	1068/11.2	176-277	.635	0-1	.000	152-214	.710	112	167	279	2.9	167-2	40	77	19	15	504	5.3

- Has drawn high praise from Coach Young since arriving in Blacksburg – credits his footwork and hands. *Name pronounced: muh-LIE-juhl POH-teet*
- Going into his senior season in the best shape he's ever been.
- Dialed up a season-high 15 points in Tech's 79-72 win over Pitt in 2022-23.
- All-ACC Academic Team honoree in 2022-23.
- Finished with a 64.2% field-goal percentage in his first season in Blacksburg.
- Tallied 311 career points and 172 career rebounds at Rice.
- Averaged 6.8 points and 3.7 rebounds per game for his career as an Owl.
- Recorded a pair of double-doubles in 2021-22.
- Connected on 70.2% (87-124) of his attempts from the floor in two seasons at Rice.
- One of five players to play all 33 games for the Owls in 2021-22.
- His 62.0 field-goal percentage was the seventh-highest in a season in program history in 2021-22.
- Reached double-figure scoring 14 times in 2021-22, leading the Owls in scoring and rebounding five times.

2023-24 GAME-BY-GAME STATS

Opponent	Date	GS	MIN	Total		3-Pointers		Free throws		Rebounds				PF	A	TO	BLK	STL	PTS	AVG
				FG-FGA	PCT	3FG-3FGA	PCT	FT-FTA	PCT	OFF	DEF	TOT	AVG							
Coppin St.	11/06/2023		15:25	4-5	.800	0-0	.000	1-2	.500	1	2	3	3.0	1	1	0	0	0	9	9.0
vs South Carolina	11/10/2023		13:30	3-3	1.000	0-0	.000	3-4	.750	1	0	1	2.0	2	0	1	0	1	9	9.0
Campbell	11/15/2023		14:18	3-4	.750	0-0	.000	2-2	1.000	2	1	3	2.3	1	0	1	0	0	8	8.7
Wofford	11/19/2023		14:19	2-3	.667	0-0	.000	0-0	.000	3	2	5	3.0	2	2	0	1	4	7.5	
vs Boise St.	11/23/2023		10:51	2-2	1.000	0-0	.000	0-0	.000	1	0	1	2.6	3	1	0	1	0	4	6.8
vs Iowa St.	11/24/2023		10:57	0-1	.000	0-0	.000	1-2	.500	2	0	2	2.5	0	1	0	1	0	1	5.8
vs Fla. Atlantic	11/26/2023		15:12	2-3	.667	0-0	.000	2-4	.500	0	2	2	2.4	0	1	1	0	1	6	5.9
at Auburn	11/29/2023		09:11	1-4	.250	0-0	.000	2-2	1.000	1	1	2	2.4	2	0	0	0	0	4	5.6
Louisville	12/03/2023		15:13	3-4	.750	0-0	.000	1-1	1.000	0	2	2	2.3	2	1	0	0	0	7	5.8
Valparaiso	12/09/2023		13:09	3-4	.750	0-0	.000	0-0	.000	2	4	6	2.7	2	2	0	0	0	6	5.8
Vermont	12/16/2023		10:36	2-3	.667	0-0	.000	0-0	.000	0	1	1	2.5	1	1	0	0	0	4	5.6
American	12/21/2023		09:09	1-1	1.000	0-0	.000	3-5	.600	0	2	2	2.5	2	2	0	0	0	5	5.6
at Wake Forest	12/30/2023		06:43	1-2	.500	0-0	.000	0-0	.000	0	1	1	2.4	1	0	0	0	0	2	5.3
at Florida St.	01/06/2024		10:31	1-2	.500	0-0	.000	0-0	.000	1	5	6	2.6	5	0	0	0	0	2	5.1
Clemson	01/10/2024		18:02	2-4	.500	0-0	.000	1-2	.500	1	2	3	2.7	2	0	1	0	0	5	5.1
Totals			0 187:07	30-45	.667	0-0	.000	16-24	.667	15	25	40	2.7	26	12	6	2	3	76	5.1

Player Averages

Games Played	Minutes/game	Points/game	FG Pct	3FG Pct	FT Pct	Rebounds/game	Assists/game	Turnovers/game	Assist/Turnover ratio	Steals/game	Blocks/game
15	12.5	5.1	66.7	0.0	66.7	2.7	0.8	0.4	2.0	0.2	0.1

PRODUCTION TRACKER

	This Season	Career
Scored 10+ Points	-	17
Had 10+ Rebounds	-	2
Had Multiple Blocks	-	-
Led Tech in Blocks	1	2
Had Multiple Steals	-	1
Shot over 50% from the floor	13	56
Played 10+ Minutes	12	57
Shot 5+ Free Throws	1	12
Had Multiple Dunks	-	3



55 CONNER VENABLE

FRESHMAN Guard | 6-3 | 190 | Multimedia Journalism and Architecture
Washington, D.C. | The Heights School



SEASON/CAREER BESTS

POINTS

Season -
Career -

REBOUNDS

Season 1 vs. Valparaiso (12/9/23)
Career 1 vs. Valparaiso (12/9/23)

ASSISTS

Season -
Career -

BLOCKS

Season -
Career -

STEALS

Season -
Career -

MINUTES

Season 2 vs. Vermont (12/16/23)
Career 2 vs. Vermont (12/16/23)

FIELD GOALS MADE

Season -
Career -

FIELD GOALS ATTEMPTED

Season 1 vs. Valparaiso (12/9/23)
Career 1 vs. Valparaiso (12/9/23)

3-PT. FIELD GOALS MADE

Season -
Career -

3-PT. FIELD GOALS ATTEMPTED

Season -
Career -

FREE THROWS MADE

Season -
Career -

FREE THROWS ATTEMPTED

Season 3 vs. Vermont (12/16/23)
Career 3 vs. Vermont (12/16/23)

CAREER STATS

SEASON	TEAM	GP-GS	MIN/AVG	FG-FGA	FG%	3FG-3FGA	3FG%	FT-FTA	FT%	OFF	DEF	TOT	AVG	PF-FO	A	TO	BLK	STL	PTS	AVG	
2023-24	VT	3-0	3/0.9	0-1	.000	0-0	.000	0-3	.000	1	0	1	0.3	0-0	0	0	0	0	0	0	0.0
TOTAL		3-0	3/0.9	0-1	.000	0-0	.000	0-3	.000	1	0	1	0.3	0-0	0	0	0	0	0	0	0.0

- Recruited as a preferred walk-on.
- Two-time WCAC All-Conference Honorable Mention in 2021-22 and 2022-2023 at The Heights School in Potomac, Md.
- As the Cavaliers' leading scorer, averaged 25.5 points, 7.2 rebounds, 6.5 assists, 4.1 steals per game across a three-year career at The Heights School.
- Led the Cavaliers' to their first WCAC win in two years.
- Brother Ra'Mond Hines played at Georgetown (2014-18) and competed in the 2015 NCAA tournament.

2023-24 GAME-BY-GAME STATS

Opponent	Date	GS	MIN	Total		3-Pointers		Free throws		Rebounds				PF	A	TO	BLK	STL	PTS	AVG
				FG-FGA	PCT	3FG-3FGA	PCT	FT-FTA	PCT	OFF	DEF	TOT	AVG							
Valparaiso	12/09/2023		00:52	0-1	.000	0-0	.000	0-0	.000	1	0	1	1.0	0	0	0	0	0	0	0.0
Vermont	12/16/2023		01:32	0-0	.000	0-0	.000	0-3	.000	0	0	0	0.5	0	0	0	0	0	0.0	
American	12/21/2023		00:13	0-0	.000	0-0	.000	0-0	.000	0	0	0	0.3	0	0	0	0	0	0.0	
Totals		0	02:36	0-1	.000	0-0	.000	0-3	.000	1	0	1	0.3	0	0	0	0	0	0	0.0

Player Averages

Games Played	Minutes/game	Points/game	FG Pct	3FG Pct	FT Pct	Rebounds/game	Assists/game	Turnovers/game	Assist/Turnover ratio	Steals/game	Blocks/game
3	0.9	0.0	0.0	0.0	0.0	0.3	0.0	0.0	0.0	0.0	0.0

PRODUCTION TRACKER

	This Season
Scored 5+ Points	-
Scored 10+ Points	-
Made Multiple 3FGs	-
Made 3+ 3FGs	-
Led Tech in 3FGM	-
Shot over 40% from 3	-
Played 5+ Minutes	-
Had Multiple Assists	-
Had Multiple Steals	-



VIRGINIA TECH MEN'S BASKETBALL

COMBINED TEAM STATS

Game Records

Record	Overall	Home	Away	Neutral
ALL GAMES	10-5	8-0	0-3	2-2
CONFERENCE	2-2	2-0	0-2	0-0
NON-CONFERENCE	8-3	6-0	0-1	2-2

Score by Periods

Team	1st	2nd	OT	TOT
Virginia Tech	524	591	0	1115
Opponents	457	551	0	1008

Team Box Score

No.	Player				Total		3-Point		F-Throw		Rebounds								PTS	AVG		
		GP-GS	MIN	AVG	FG-FGA	FG%	3FG-3FGA	3FG%	FT-FTA	FT%	OFF	DEF	TOT	AVG	PF	DQ	A	TO			BLK	STL
3	PEDULLA, Sean	13-13	367:45	28.3	62-151	.411	23-59	.390	46-58	.793	5	43	48	3.7	26	0	53	39	0	13	193	14.8
15	KIDD, Lynn	15-15	377:03	25.1	84-129	.651	0-0	.000	52-60	.867	27	83	110	7.3	27	0	21	26	8	8	220	14.7
0	CATTOOR, Hunter	15-15	460:44	30.7	58-124	.468	37-90	.411	49-54	.907	3	40	43	2.9	33	1	22	20	3	14	202	13.5
23	NICKEL, Tyler	14-6	353:16	25.2	39-87	.448	24-60	.400	29-37	.784	9	21	30	2.1	18	0	18	11	4	7	131	9.4
2	COLLINS, MJ	13-9	291:18	22.4	23-81	.284	6-26	.231	16-17	.941	7	22	29	2.2	14	0	29	13	1	12	68	5.2
34	POTEAT, Mylyjael	15-0	187:07	12.5	30-45	.667	0-0	.000	16-24	.667	15	25	40	2.7	26	1	12	6	2	3	76	5.1
31	BERAN, Robbie	15-10	288:39	19.2	24-60	.400	9-32	.281	10-12	.833	9	39	48	3.2	37	1	14	18	17	10	67	4.5
4	LONG, Mekhi	15-5	295:10	19.7	25-57	.439	0-10	.000	15-30	.500	22	58	80	5.3	37	2	16	19	5	8	65	4.3
11	CAMDEN, John	7-0	50:16	7.2	6-16	.375	6-12	.500	3-5	.600	4	9	13	1.9	3	0	1	5	0	1	21	3.0
10	RECHSTEINER, Brandon	15-2	192:54	12.9	14-35	.400	7-25	.280	6-8	.750	2	11	13	0.9	12	0	30	11	0	4	41	2.7
13	YOUNG, Jaydon	12-0	110:19	9.2	7-23	.304	7-16	.438	2-2	1.000	0	10	10	0.8	4	0	12	4	0	4	23	1.9
5	WESSLER, Patrick	6-0	21:48	3.6	3-8	.375	0-1	.000	2-4	.500	2	6	8	1.3	2	0	1	0	3	0	8	1.3
33	WARD, Michael	2-0	01:05	0.5	0-0	.000	0-0	.000	0-0	.000	0	0	0	0.0	0	0	0	0	0	0	0	0.0
55	VENABLE, Conner	3-0	02:36	0.9	0-1	.000	0-0	.000	0-3	.000	1	0	1	0.3	0	0	0	0	0	0	0	0.0
Team											23	23	46				6					
Total		15	3000		375-817	.459	119-331	.360	246-314	.783	129	390	519	34.6	239	5	229	178	43	84	1115	74.3
Opponents		15	3000		367-857	.428	97-306	.317	177-251	.705	134	330	464	30.9	262	3	172	186	44	92	1008	67.2

Team Statistics

	VT	OPP
Scoring	1115	1008
Points per game	74.3	67.2
Scoring margin	+7.1	-
Field goals-att	375-817	367-857
Field goal pct	.459	.428
3 point fg-att	119-331	97-306
3-point FG pct	.360	.317
3-pt FG made per game	7.9	6.5
Free throws-att	246-314	177-251
Free throw pct	.783	.705
F-Throws made per game	16.4	11.8
Rebounds	519	464
Rebounds per game	34.6	30.9
Rebounding margin	+3.7	-
Assists	229	172
Assists per game	15.3	11.5
Turnovers	178	186
Turnovers per game	11.9	12.4
Turnover margin	+0.5	-
Assist/turnover ratio	1.3	0.9
Steals	84	92
Steals per game	5.6	6.1
Blocks	43	44
Blocks per game	2.9	2.9
Winning streak	1	-
Home win streak	8	-
Attendance	53167	24201
Home games-Avg/Game	8-6646	3-8067
Neutral site-Avg/Game	-	4-3587

Team Results

Date	Opponent		Score	Att.
11/06/2023	Coppin St.	W	100-55	8925
11/10/2023	vs South Carolina	L	77-79	6783
11/15/2023	Campbell	W	60-44	5899
11/19/2023	Wofford	W	98-76	4582
11/23/2023	vs Boise St.	W	82-75	2458
11/24/2023	vs Iowa St.	W	71-62	2579
11/26/2023	vs Fla. Atlantic	L	50-84	2528
11/29/2023	at Auburn	L	57-74	9121
12/03/2023	Louisville	W	75-68	8925
12/09/2023	Valparaiso	W	71-50	6107
12/16/2023	Vermont	W	73-51	4918
12/21/2023	American	W	77-55	4886
12/30/2023	at Wake Forest	L	63-86	10055
01/06/2024	at Florida St.	L	74-77	5025
01/10/2024	Clemson	W	87-72	8925

COMBINED TEAM STATS (ACC ONLY)

Game Records

Record	Overall	Home	Away	Neutral
ALL GAMES	2-2	2-0	0-2	0-0
CONFERENCE	2-2	2-0	0-2	0-0
NON-CONFERENCE	0-0	0-0	0-0	0-0

Score by Periods

Team	1st	2nd	OT	TOT
Virginia Tech	137	162	0	299
Opponents	146	157	0	303

Team Box Score

No.	Player	Total			3-Point		F-Throw		Rebounds				Other Stats									
		GP-GS	MIN	AVG	FG-FGA	FG%	3FG-3FGA	3FG%	FT-FTA	FT%	OFF	DEF	TOT	AVG	PF	DQ	A	TO	BLK	STL	PTS	AVG
3	PEDULLA, Sean	4-4	114:00	28.5	22-47	.468	10-23	.435	17-22	.773	1	12	13	3.3	10	0	15	16	0	4	71	17.8
23	NICKEL, Tyler	4-2	101:32	25.4	13-25	.520	8-17	.471	13-16	.813	1	8	9	2.3	5	0	5	3	2	3	47	11.8
0	CATTOOR, Hunter	4-4	122:37	30.7	14-21	.667	7-12	.583	10-10	1.000	2	12	14	3.5	7	0	6	6	0	5	45	11.3
15	KIDD, Lynn	4-4	102:39	25.7	19-39	.487	0-0	.000	3-4	.750	4	15	19	4.8	13	0	8	7	3	1	41	10.3
2	COLLINS, MJ	4-2	98:05	24.5	10-26	.385	5-10	.500	7-8	.875	4	8	12	3.0	5	0	12	5	0	0	32	8.0
4	LONG, Mekhi	4-2	85:45	21.4	8-18	.444	0-4	.000	5-12	.417	7	17	24	6.0	6	0	2	6	5	2	21	5.3
31	BERAN, Robbie	4-2	72:49	18.2	8-20	.400	4-13	.308	0-0	.000	2	12	14	3.5	10	0	2	6	4	0	20	5.0
34	POTEAT, Mylyjael	4-0	50:29	12.6	7-12	.583	0-0	.000	2-3	.667	2	10	12	3.0	10	1	1	1	0	0	16	4.0
10	RECHSTEINER, Brandon	4-0	35:50	9.0	3-6	.500	0-3	.000	0-0	.000	0	5	5	1.3	2	0	2	4	0	1	6	1.5
5	WESSLER, Patrick	1-0	03:57	4.0	0-1	.000	0-1	.000	0-0	.000	0	0	0	0.0	1	0	0	0	1	0	0	0.0
13	YOUNG, Jaydon	3-0	12:16	4.1	0-0	.000	0-0	.000	0-0	.000	0	2	2	0.7	0	0	1	0	0	0	0	0.0
Team											5	5	10				2					
Total		4	800		104-215	.484	34-83	.410	57-75	.760	28	106	134	33.5	69	1	54	56	15	16	299	74.8
Opponents		4	800		109-249	.438	25-79	.316	60-76	.789	41	89	130	32.5	69	1	48	42	11	27	303	75.8

Team Statistics

	VT	OPP
Scoring	299	303
Points per game	74.8	75.8
Scoring margin	-1.0	-
Field goals-att	104-215	109-249
Field goal pct	.484	.438
3 point fg-att	34-83	25-79
3-point FG pct	.410	.316
3-pt FG made per game	8.5	6.3
Free throws-att	57-75	60-76
Free throw pct	.760	.789
F-Throws made per game	14.3	15.0
Rebounds	134	130
Rebounds per game	33.5	32.5
Rebounding margin	+1.0	-
Assists	54	48
Assists per game	13.5	12.0
Turnovers	56	42
Turnovers per game	14.0	10.5
Turnover margin	-3.5	-
Assist/turnover ratio	1.0	1.1
Steals	16	27
Steals per game	4.0	6.8
Blocks	15	11
Blocks per game	3.8	2.8
Winning streak	1	-
Home win streak	2	-
Attendance	17850	15080
Home games-Avg/Game	2-8925	2-7540
Neutral site-Avg/Game	-	0-0

Team Results

Date	Opponent	Score	Att.
12/03/2023	Louisville	W 75-68	8925
12/30/2023	at Wake Forest	L 63-86	10055
01/06/2024	at Florida St.	L 74-77	5025
01/10/2024	Clemson	W 87-72	8925

VIRGINIA TECH MEN'S BASKETBALL

TEAM GAME-BY-GAME

Opponent	Date	Score		Total		3-Pointers		Free throws		Rebounds										
				FG-FGA	PCT	3FG-3FGA	PCT	FT-FTA	PCT	OFF	DEF	TOT	AVG	PF	A	TO	BLK	STL	PTS	AVG
Coppin St.	11/06/2023	100-55	W	32-62	.516	13-31	.419	23-29	.793	14	29	43	43.0	16	29	11	4	9	100	100.0
vs South Carolina	11/10/2023	77-79	L	26-52	.500	7-22	.318	18-22	.818	6	17	23	33.0	12	13	5	1	8	77	88.5
Campbell	11/15/2023	60-44	W	22-58	.379	4-19	.211	12-15	.800	9	25	34	33.3	11	14	7	3	6	60	79.0
Wofford	11/19/2023	98-76	W	33-58	.569	10-20	.500	22-26	.846	9	27	36	34.0	20	20	11	4	6	98	83.8
vs Boise St.	11/23/2023	82-75	W	26-55	.473	7-18	.389	23-27	.852	4	24	28	32.8	19	14	9	4	6	82	83.4
vs Iowa St.	11/24/2023	71-62	W	20-49	.408	11-28	.393	20-23	.870	8	27	35	33.2	18	16	15	1	7	71	81.3
vs Fla. Atlantic	11/26/2023	50-84	L	20-60	.333	2-17	.118	8-13	.615	9	20	29	32.6	10	8	14	0	6	50	76.9
at Auburn	11/29/2023	57-74	L	14-51	.275	6-20	.300	23-31	.742	17	27	44	34.0	25	7	21	2	5	57	74.4
Louisville	12/03/2023	75-68	W	24-55	.436	5-20	.250	22-27	.815	8	24	32	33.8	17	16	10	2	6	75	74.4
Valparaiso	12/09/2023	71-50	W	23-53	.434	10-27	.370	15-18	.833	13	28	41	34.5	10	18	15	1	5	71	74.1
Vermont	12/16/2023	73-51	W	23-54	.426	10-29	.345	17-23	.739	7	35	42	35.2	15	13	7	3	6	73	74.0
American	12/21/2023	77-55	W	32-50	.640	5-17	.294	8-12	.667	5	25	30	34.8	14	23	7	5	4	77	74.3
at Wake Forest	12/30/2023	63-86	L	24-52	.462	5-16	.313	10-14	.714	4	28	32	34.5	18	12	19	4	1	63	73.4
at Florida St.	01/06/2024	74-77	L	25-51	.490	11-23	.478	13-20	.650	7	28	35	34.6	24	9	16	4	2	74	73.4
Clemson	01/10/2024	87-72	W	31-57	.544	13-24	.542	12-14	.857	9	26	35	34.6	10	17	11	5	7	87	74.3
Total		1115		375-817	.459	119-331	.360	246-314	.783	129	390	519	34.6	239	229	178	43	84	1115	74.3
Opponents		1008		367-857	.428	97-306	.317	177-251	.705	134	330	464	30.9	262	172	186	44	92	1008	67.2

Virginia Tech Averages

Games Played	Points/game	FG Pct	3FG Pct	FT Pct	Rebounds/game	Assists/game	Turnovers/game	Assist/Turnover ratio	Steals/game	Blocks/game
15	74.3	45.9	36.0	78.3	34.6	15.3	11.9	1.3	5.6	2.9

OPPONENTS GAME-BY-GAME

Opponent	Date	Score		Total		3-Pointers		Free throws		Rebounds										
				FG-FGA	PCT	3FG-3FGA	PCT	FT-FTA	PCT	OFF	DEF	TOT	AVG	PF	A	TO	BLK	STL	PTS	AVG
Coppin St.	11/06/2023	100-55	W	19-51	.373	5-17	.294	12-18	.667	4	18	22	22.0	21	5	19	4	6	55	55.0
vs South Carolina	11/10/2023	77-79	L	31-55	.564	10-21	.476	7-8	.875	8	22	30	26.0	16	16	10	2	2	79	67.0
Campbell	11/15/2023	60-44	W	14-51	.275	5-19	.263	11-16	.688	14	24	38	30.0	13	10	16	3	4	44	59.3
Wofford	11/19/2023	98-76	W	26-61	.426	13-31	.419	11-16	.688	10	18	28	29.5	20	13	15	4	3	76	63.5
vs Boise St.	11/23/2023	82-75	W	27-57	.474	8-21	.381	13-16	.813	8	27	35	30.6	20	10	16	3	3	75	65.8
vs Iowa St.	11/24/2023	71-62	W	21-50	.420	5-21	.238	15-26	.577	9	21	30	30.5	19	12	13	1	9	62	65.2
vs Fla. Atlantic	11/26/2023	50-84	L	33-58	.569	9-22	.409	9-11	.818	6	34	40	31.9	15	16	15	5	10	84	67.9
at Auburn	11/29/2023	57-74	L	24-62	.387	2-16	.125	24-36	.667	17	23	40	32.9	22	12	8	7	11	74	68.6
Louisville	12/03/2023	75-68	W	23-57	.404	6-19	.316	16-18	.889	9	24	33	32.9	21	11	14	4	6	68	68.6
Valparaiso	12/09/2023	71-50	W	21-52	.404	3-24	.125	5-8	.625	5	17	22	31.8	15	10	14	2	9	50	66.7
Vermont	12/16/2023	73-51	W	21-57	.368	4-20	.200	5-9	.556	4	22	26	31.3	19	7	9	2	2	51	65.3
American	12/21/2023	77-55	W	21-54	.389	8-15	.533	5-11	.455	8	15	23	30.6	13	13	9	0	6	55	64.4
at Wake Forest	12/30/2023	63-86	L	30-68	.441	7-19	.368	19-21	.905	11	26	37	31.1	15	9	7	3	9	86	66.1
at Florida St.	01/06/2024	74-77	L	28-61	.459	3-15	.200	18-29	.621	11	21	32	31.1	19	15	10	1	8	77	66.9
Clemson	01/10/2024	87-72	W	28-63	.444	9-26	.346	7-8	.875	10	18	28	30.9	14	13	11	3	4	72	67.2
Total		1008		367-857	.428	97-306	.317	177-251	.705	134	330	464	30.9	262	172	186	44	92	1008	67.2
Virginia Tech		1115		375-817	.459	119-331	.360	246-314	.783	129	390	519	34.6	239	229	178	43	84	1115	74.3

Opponents Averages

Games Played	Points/game	FG Pct	3FG Pct	FT Pct	Rebounds/game	Assists/game	Turnovers/game	Assist/Turnover ratio	Steals/game	Blocks/game
15	67.2	42.8	31.7	70.5	30.9	11.5	12.4	0.9	6.1	2.9

TEAM CATEGORY LEADERS

Points

##	Player	G	Pts	Pts/G
15	Kidd, Lynn	15	220	14.7
0	Cattoor, Hunter	15	202	13.5
3	Pedulla, Sean	13	193	14.8
23	Nickel, Tyler	14	131	9.4
34	Poteat, Mylyjael	15	76	5.1
2	Collins, MJ	13	68	5.2
31	Beran, Robbie	15	67	4.5
4	Long, Mekhi	15	65	4.3
10	Rechsteiner, Brandon	15	41	2.7
13	Young, Jaydon	12	23	1.9
11	Camden, John	7	21	3.0
5	Wessler, Patrick	6	8	1.3

Scoring Average

##	Player	G	Pts	Pts/G
3	Pedulla, Sean	13	193	14.8
15	Kidd, Lynn	15	220	14.7
0	Cattoor, Hunter	15	202	13.5
23	Nickel, Tyler	14	131	9.4
2	Collins, MJ	13	68	5.2
34	Poteat, Mylyjael	15	76	5.1
31	Beran, Robbie	15	67	4.5
4	Long, Mekhi	15	65	4.3
11	Camden, John	7	21	3.0
10	Rechsteiner, Brandon	15	41	2.7
13	Young, Jaydon	12	23	1.9
5	Wessler, Patrick	6	8	1.3

Field Goal Percentage

##	Player	FG	Att	Pct
34	Poteat, Mylyjael	30	45	.667
15	Kidd, Lynn	84	129	.651
0	Cattoor, Hunter	58	124	.468
23	Nickel, Tyler	39	87	.448
4	Long, Mekhi	25	57	.439
3	Pedulla, Sean	62	151	.411
31	Beran, Robbie	24	60	.400
10	Rechsteiner, Brandon	14	35	.400
11	Camden, John	6	16	.375
5	Wessler, Patrick	3	8	.375
13	Young, Jaydon	7	23	.304
2	Collins, MJ	23	81	.284

Field Goal Attempts

##	Player	G	Att	Att/G
3	Pedulla, Sean	13	151	11.6
15	Kidd, Lynn	15	129	8.6
0	Cattoor, Hunter	15	124	8.3
23	Nickel, Tyler	14	87	6.2
2	Collins, MJ	13	81	6.2

Field Goals Made

##	Player	G	Made	Made/G
15	Kidd, Lynn	15	84	5.6
3	Pedulla, Sean	13	62	4.8
0	Cattoor, Hunter	15	58	3.9
23	Nickel, Tyler	14	39	2.8
34	Poteat, Mylyjael	15	30	2.0

3-Point FG Percentage

##	Player	3FG	Att	Pct
11	Camden, John	6	12	.500
13	Young, Jaydon	7	16	.438
0	Cattoor, Hunter	37	90	.411
23	Nickel, Tyler	24	60	.400
3	Pedulla, Sean	23	59	.390
31	Beran, Robbie	9	32	.281
10	Rechsteiner, Brandon	7	25	.280
2	Collins, MJ	6	26	.231

3-Point FG Attempts

##	Player	G	Att	Att/G
0	Cattoor, Hunter	15	90	6.0
23	Nickel, Tyler	14	60	4.3
3	Pedulla, Sean	13	59	4.5
31	Beran, Robbie	15	32	2.1
2	Collins, MJ	13	26	2.0

3-Point FG Made

##	Player	G	Made	Made/G
0	Cattoor, Hunter	15	37	2.5
23	Nickel, Tyler	14	24	1.7
3	Pedulla, Sean	13	23	1.8
31	Beran, Robbie	15	9	0.6
10	Rechsteiner, Brandon	15	7	0.5

TEAM CATEGORY LEADERS

Free Throw Percentage

##	Player	Made	Att	Pct
13	Young, Jaydon	2	2	1.000
2	Collins, MJ	16	17	.941
0	Cattoor, Hunter	49	54	.907
15	Kidd, Lynn	52	60	.867
31	Beran, Robbie	10	12	.833
3	Pedulla, Sean	46	58	.793
23	Nickel, Tyler	29	37	.784
10	Rechsteiner, Brandon	6	8	.750
34	Poteat, Mylyjael	16	24	.667
11	Camden, John	3	5	.600
4	Long, Mekhi	15	30	.500
5	Wessler, Patrick	2	4	.500

Free Throw Attempts

##	Player	G	Att	Att/G
15	Kidd, Lynn	15	60	4.0
3	Pedulla, Sean	13	58	4.5
0	Cattoor, Hunter	15	54	3.6
23	Nickel, Tyler	14	37	2.6
4	Long, Mekhi	15	30	2.0

Free Throws Made

##	Player	G	Made	Made/G
15	Kidd, Lynn	15	52	3.5
0	Cattoor, Hunter	15	49	3.3
3	Pedulla, Sean	13	46	3.5
23	Nickel, Tyler	14	29	2.1
2	Collins, MJ	13	16	1.2

Rebounds

##	Player	G	Reb	Reb/G
15	Kidd, Lynn	15	110	7.3
4	Long, Mekhi	15	80	5.3
3	Pedulla, Sean	13	48	3.7
31	Beran, Robbie	15	48	3.2
0	Cattoor, Hunter	15	43	2.9

Assists

##	Player	G	Ast	Ast/G
3	Pedulla, Sean	13	53	4.1
10	Rechsteiner, Brandon	15	30	2.0
2	Collins, MJ	13	29	2.2
0	Cattoor, Hunter	15	22	1.5
15	Kidd, Lynn	15	21	1.4

Rebounds Average

##	Player	G	Reb	Reb/G
15	Kidd, Lynn	15	110	7.3
4	Long, Mekhi	15	80	5.3
3	Pedulla, Sean	13	48	3.7
31	Beran, Robbie	15	48	3.2
0	Cattoor, Hunter	15	43	2.9

Steals

##	Player	G	Stl	Stl/G
0	Cattoor, Hunter	15	14	0.9
3	Pedulla, Sean	13	13	1.0
2	Collins, MJ	13	12	0.9
31	Beran, Robbie	15	10	0.7
15	Kidd, Lynn	15	8	0.5

Offensive Rebounds

##	Player	G	OReb	OReb/G
15	Kidd, Lynn	15	27	1.8
4	Long, Mekhi	15	22	1.5
34	Poteat, Mylyjael	15	15	1.0
23	Nickel, Tyler	14	9	0.6
31	Beran, Robbie	15	9	0.6

Blocked Shots

##	Player	G	Blk	Blk/G
31	Beran, Robbie	15	17	1.1
15	Kidd, Lynn	15	8	0.5
4	Long, Mekhi	15	5	0.3
23	Nickel, Tyler	14	4	0.3
0	Cattoor, Hunter	15	3	0.2

Defensive Rebounds

##	Player	G	DReb	DReb/G
15	Kidd, Lynn	15	83	5.5
4	Long, Mekhi	15	58	3.9
3	Pedulla, Sean	13	43	3.3
0	Cattoor, Hunter	15	40	2.7
31	Beran, Robbie	15	39	2.6

Minutes

##	Player	G	Min	Min/G
0	Cattoor, Hunter	15	461	30:43
15	Kidd, Lynn	15	377	25:08
3	Pedulla, Sean	13	368	28:17
23	Nickel, Tyler	14	353	25:14
4	Long, Mekhi	15	295	19:41

TEAM CATEGORY LEADERS

Fouls

##	Player	G	PF	PF/G
31	Beran, Robbie	15	37	2.5
4	Long, Mekhi	15	37	2.5
0	Cattoor, Hunter	15	33	2.2
15	Kidd, Lynn	15	27	1.8
3	Pedulla, Sean	13	26	2.0

Turnovers

##	Player	G	TO	TO/G
3	Pedulla, Sean	13	39	3.0
15	Kidd, Lynn	15	26	1.7
0	Cattoor, Hunter	15	20	1.3
4	Long, Mekhi	15	19	1.3
31	Beran, Robbie	15	18	1.2

Foul Outs

##	Player	G	FO
4	Long, Mekhi	15	2
0	Cattoor, Hunter	15	1
34	Poteat, Mylyjael	15	1
31	Beran, Robbie	15	1

TEAM GAME HIGHS

Virginia Tech - Game Highs

POINTS	100		Coppin St. (11/06/2023)
	98		Wofford (11/19/2023)
	87		Clemson (01/10/2024)
	82		vs Boise St. (N) (11/23/2023)
	77		American (12/21/2023)
	77		vs South Carolina (N) (11/10/2023)
FIELD GOALS MADE	33		Wofford (11/19/2023)
	32		American (12/21/2023)
	32		Coppin St. (11/06/2023)
FIELD GOAL ATTEMPTS	62		Coppin St. (11/06/2023)
	60		vs Fla. Atlantic (N) (11/26/2023)
FIELD GOAL PERCENTAGE	.640	(32-50)	American (12/21/2023)
	.569	(33-58)	Wofford (11/19/2023)
3 PT FG MADE	13		Clemson (01/10/2024)
	13		Coppin St. (11/06/2023)
3 PT FG ATTEMPTS	31		Coppin St. (11/06/2023)
	29		Vermont (12/16/2023)
3 PT FG PERCENTAGE	.542	(13-24)	Clemson (01/10/2024)
	.500	(10-20)	Wofford (11/19/2023)
FREE THROWS MADE	23		at Auburn (11/29/2023)
	23		vs Boise St. (N) (11/23/2023)
	23		Coppin St. (11/06/2023)
FREE THROW ATTEMPTS	31		at Auburn (11/29/2023)
	29		Coppin St. (11/06/2023)
FREE THROW PERCENTAGE	.870	(20-23)	vs Iowa St. (N) (11/24/2023)
	.857	(12-14)	Clemson (01/10/2024)
REBOUNDS	44		at Auburn (11/29/2023)
	43		Coppin St. (11/06/2023)
ASSISTS	29		Coppin St. (11/06/2023)
	23		American (12/21/2023)
STEALS	9		Coppin St. (11/06/2023)
	8		vs South Carolina (N) (11/10/2023)
BLOCKED SHOTS	5		Clemson (01/10/2024)
	5		American (12/21/2023)
TURNOVERS	21		at Auburn (11/29/2023)
	19		at Wake Forest (12/30/2023)
FOULS	25		at Auburn (11/29/2023)
	24		at Florida St. (01/06/2024)

OPPONENT GAME HIGHS

Opponent - Game Highs

POINTS	86		at Wake Forest (12/30/2023)
	84		vs Fla. Atlantic (N) (11/26/2023)
	79		vs South Carolina (N) (11/10/2023)
	77		at Florida St. (01/06/2024)
	76		Wofford (11/19/2023)
FIELD GOALS MADE	33		vs Fla. Atlantic (N) (11/26/2023)
	31		vs South Carolina (N) (11/10/2023)
FIELD GOAL ATTEMPTS	68		at Wake Forest (12/30/2023)
	63		Clemson (01/10/2024)
FIELD GOAL PERCENTAGE	.569	(33-58)	vs Fla. Atlantic (N) (11/26/2023)
	.564	(31-55)	vs South Carolina (N) (11/10/2023)
3 PT FG MADE	13		Wofford (11/19/2023)
	10		vs South Carolina (N) (11/10/2023)
3 PT FG ATTEMPTS	31		Wofford (11/19/2023)
	26		Clemson (01/10/2024)
3 PT FG PERCENTAGE	.533	(8-15)	American (12/21/2023)
	.476	(10-21)	vs South Carolina (N) (11/10/2023)
FREE THROWS MADE	24		at Auburn (11/29/2023)
	19		at Wake Forest (12/30/2023)
FREE THROW ATTEMPTS	36		at Auburn (11/29/2023)
	29		at Florida St. (01/06/2024)
FREE THROW PERCENTAGE	.905	(19-21)	at Wake Forest (12/30/2023)
	.889	(16-18)	Louisville (12/03/2023)
REBOUNDS	40		at Auburn (11/29/2023)
	40		vs Fla. Atlantic (N) (11/26/2023)
ASSISTS	16		vs Fla. Atlantic (N) (11/26/2023)
	16		vs South Carolina (N) (11/10/2023)
STEALS	11		at Auburn (11/29/2023)
	10		vs Fla. Atlantic (N) (11/26/2023)
BLOCKED SHOTS	7		at Auburn (11/29/2023)
	5		vs Fla. Atlantic (N) (11/26/2023)
TURNOVERS	19		Coppin St. (11/06/2023)
	16		vs Boise St. (N) (11/23/2023)
	16		Campbell (11/15/2023)
FOULS	22		at Auburn (11/29/2023)
	21		Louisville (12/03/2023)
	21		vs Boise St. (N) (11/23/2023)
	21		Coppin St. (11/06/2023)

TEAM GAME LOWS

Virginia Tech - Game Lows

POINTS	50		vs Fla. Atlantic (N) (11/26/2023)
	57		at Auburn (11/29/2023)
	60		Campbell (11/15/2023)
	63		at Wake Forest (12/30/2023)
	71		Valparaiso (12/09/2023)
	71		vs Iowa St. (N) (11/24/2023)
FIELD GOALS MADE	14		at Auburn (11/29/2023)
	20		vs Fla. Atlantic (N) (11/26/2023)
	20		vs Iowa St. (N) (11/24/2023)
FIELD GOAL ATTEMPTS	49		vs Iowa St. (N) (11/24/2023)
	50		American (12/21/2023)
FIELD GOAL PERCENTAGE	.275	(14-51)	at Auburn (11/29/2023)
	.333	(20-60)	vs Fla. Atlantic (N) (11/26/2023)
3 PT FG MADE	2		vs Fla. Atlantic (N) (11/26/2023)
	4		Campbell (11/15/2023)
3 PT FG ATTEMPTS	16		at Wake Forest (12/30/2023)
	17		American (12/21/2023)
	17		vs Fla. Atlantic (N) (11/26/2023)
3 PT FG PERCENTAGE	.118	(2-17)	vs Fla. Atlantic (N) (11/26/2023)
	.211	(4-19)	Campbell (11/15/2023)
FREE THROWS MADE	8		American (12/21/2023)
	8		vs Fla. Atlantic (N) (11/26/2023)
FREE THROW ATTEMPTS	12		American (12/21/2023)
	13		vs Fla. Atlantic (N) (11/26/2023)
FREE THROW PERCENTAGE	.615	(8-13)	vs Fla. Atlantic (N) (11/26/2023)
	.650	(13-20)	at Florida St. (01/06/2024)
REBOUNDS	23		vs South Carolina (N) (11/10/2023)
	28		vs Boise St. (N) (11/23/2023)
ASSISTS	7		at Auburn (11/29/2023)
	8		vs Fla. Atlantic (N) (11/26/2023)
STEALS	1		at Wake Forest (12/30/2023)
	2		at Florida St. (01/06/2024)
BLOCKED SHOTS	0		vs Fla. Atlantic (N) (11/26/2023)
	1		Valparaiso (12/09/2023)
	1		vs Iowa St. (N) (11/24/2023)
	1		vs South Carolina (N) (11/10/2023)
TURNOVERS	5		vs South Carolina (N) (11/10/2023)
	7		American (12/21/2023)
	7		Vermont (12/16/2023)
	7		Campbell (11/15/2023)
FOULS	10		Clemson (01/10/2024)
	10		Valparaiso (12/09/2023)
	10		vs Fla. Atlantic (N) (11/26/2023)

OPPONENT GAME LOWS

Opponent - Game Lows

POINTS	44		Campbell (11/15/2023)
	50		Valparaiso (12/09/2023)
	51		Vermont (12/16/2023)
	55		American (12/21/2023)
	55		Coppin St. (11/06/2023)
FIELD GOALS MADE	14		Campbell (11/15/2023)
	19		Coppin St. (11/06/2023)
FIELD GOAL ATTEMPTS	50		vs Iowa St. (N) (11/24/2023)
	51		Campbell (11/15/2023)
	51		Coppin St. (11/06/2023)
FIELD GOAL PERCENTAGE	.275	(14-51)	Campbell (11/15/2023)
	.368	(21-57)	Vermont (12/16/2023)
3 PT FG MADE	2		at Auburn (11/29/2023)
	3		at Florida St. (01/06/2024)
	3		Valparaiso (12/09/2023)
3 PT FG ATTEMPTS	15		at Florida St. (01/06/2024)
	15		American (12/21/2023)
3 PT FG PERCENTAGE	.125	(3-24)	Valparaiso (12/09/2023)
	.125	(2-16)	at Auburn (11/29/2023)
FREE THROWS MADE	5		American (12/21/2023)
	5		Vermont (12/16/2023)
	5		Valparaiso (12/09/2023)
FREE THROW ATTEMPTS	8		Clemson (01/10/2024)
	8		Valparaiso (12/09/2023)
	8		vs South Carolina (N) (11/10/2023)
FREE THROW PERCENTAGE	.455	(5-11)	American (12/21/2023)
	.556	(5-9)	Vermont (12/16/2023)
REBOUNDS	22		Valparaiso (12/09/2023)
	22		Coppin St. (11/06/2023)
ASSISTS	5		Coppin St. (11/06/2023)
	7		Vermont (12/16/2023)
STEALS	2		Vermont (12/16/2023)
	2		vs South Carolina (N) (11/10/2023)
BLOCKED SHOTS	0		American (12/21/2023)
	1		at Florida St. (01/06/2024)
	1		vs Iowa St. (N) (11/24/2023)
TURNOVERS	7		at Wake Forest (12/30/2023)
	8		at Auburn (11/29/2023)
FOULS	13		American (12/21/2023)
	13		Campbell (11/15/2023)



0
HUNTER CATTOOR
 GR. • G • 6-3 • 200
 ORLANDO, FLA.
 BISHOP MOORE



2
MJ COLLINS
 SO. • G • 6-4 • 195
 CLOVER, S.C.
 COMBINE ACADEMY



3
SEAN PEDULLA
 JR. • G • 6-1 • 195
 EDMOND, OKLA.
 EDMOND MEMORIAL



4
MEKHI LONG
 GR. • F • 6-7 • 200
 BRYANS ROAD, MD.
 OLD DOMINION



5
PATRICK WESSLER
 R-FR. • C • 7-0 • 255
 MATTHEWS, N.C.
 COMBINE ACADEMY



10
BRANDON RECHSTEINER
 FR. • G • 6-1 • 185
 ACWORTH, GA.
 ETOWAH



11
JOHN CAMDEN
 R-SO. • F • 6-8 • 220
 DOWNINGTOWN, PA.
 BREWSTER ACADEMY



13
JAYDON YOUNG
 FR. • G • 6-4 • 205
 GOLDSBORO, N.C.
 GREENSBORO DAY SCHOOL



15
LYNN KIDD
 SR. • C • 6-10 • 235
 GAINESVILLE, FLA.
 CLEMSON



23
TYLER NICKEL
 SO. • G/F • 6-7 • 220
 HARRISONBURG, VA.
 NORTH CAROLINA



31
ROBBIE BERAN
 GR. • F • 6-9 • 215
 RICHMOND, VA.
 NORTHWESTERN



33
MICHAEL WARD
 SO. • G • 6-2 • 175
 BETHESDA, MD.
 WALT WHITMAN



34
MYLYJAEEL POTEAT
 SR. • F • 6-9 • 265
 REIDSVILLE, N.C.
 RICE



55
CONNER VENABLE
 FR. • G • 6-3 • 190
 WASHINGTON, D.C.
 THE HEIGHTS SCHOOL



MIKE YOUNG
 HEAD COACH
 5TH SEASON



J.D. BYERS
 ASSISTANT COACH
 1ST SEASON



KEVIN GILTNER
 ASSISTANT COACH
 5TH SEASON



CHRISTIAN WEBSTER
 ASSISTANT COACH
 8TH SEASON