



BASKETBALL

2023-24 SCHEDULE

Date	Opponent (TV)	Time
N. 6	NC A&T (ACCNX)	W, 100-52
N. 10	BINGHAMTON (ACCNX)	W, 89-60
N. 13	FLORIDA GULF COAST (ACCN)	W, 86-74
N. 17	JACKSONVILLE (ACCNX)	W, 107-56

Preseason NIT

N. 22	+ vs. Florida (ESPN2)	L, 86-71
N. 24	+ vs. Oregon State (ESPN2)	W, 76-51

ACC/SEC Challenge

N. 28	MISSOURI (ESPNU)	L, 71-64
-------	------------------	----------

D. 3 CLEMSON * (ACCN)

L, 79-70

Backyard Bowl

D. 6	at West Virginia (ESPN2)	W, 80-63
------	--------------------------	----------

D. 9	CANISIUS (ACCN)	W, 82-71
D. 16	SOUTH CAROLINA STATE (ACCN)	W, 86-50
D. 20	PURDUE FORT WAYNE (ACCNX)	W, 62-48
D. 30	at Syracuse * (CW)	L, 81-73
J. 2	[-/8] NORTH CAROLINA * (ESPN)	L, 70-57
J. 6	at Louisville * (CW)	W, 83-70
J. 9	[-/11] DUKE * (ESPN)	L, 75-53
J. 16	SYRACUSE * (ESPN)	L, 69-58
J. 20	[-/7] at Duke * (ACCN)	W, 80-76
J. 23	at Georgia Tech * (ESPNU)	W, 72-64
J. 27	at Miami * (CW)	2:15 PM
J. 31	WAKE FOREST * (ACCN)	7 PM
F. 3	NOTRE DAME * (ACCN)	6 PM
F. 7	at NC State * (ESPNU)	7 PM
F. 13	at Virginia * (ACCN)	7 PM
F. 17	LOUISVILLE * (ACCN)	6:30 PM
F. 20	at Wake Forest * (ACCN)	9 PM
F. 24	VIRGINIA TECH * (CW)	5:30 PM
F. 27	at Clemson * (ACCN)	7 PM
M. 2	at Boston College * (ACCN)	6 PM
M. 5	FLORIDA STATE * (ESPNU)	9 PM
M. 9	NC STATE * (CW)	7:45 PM

ACC Tournament

M. 12-16	< ACC Tournament (ESPN / ACCN)	TBD
----------	--------------------------------	-----

+ Barclays Center

* Denotes ACC contest

< Capital One Arena

All Game times are Eastern Time Zone

HOME GAMES IN BOLD CAPS

[-/-] Pitt / Opponent AP Rank

• Overtime

STRATEGIC COMMUNICATIONS

Matt Plizga, Associate AD (MBB)

mplizga@athletics.pitt.edu (email)
(412) 648-8240 (office)
(919) 812-0882 (cell)

Elisabeth Schmidt Assistant Director

eschmidt@athletics.pitt.edu (email)
(412) 969-5536 (cell)

Website PittsburghPanthers.com

Twitter / Instagram @Pitt_MBB / @pitt_mbb

Hashtag #H2P

Pitt (12-7, 3-5 ACC) at Miami (13-6, 4-4 ACC)

Saturday, Jan. 27, 2024 • 2:15 PM

Coral Gables, Fla. • Watsco Center

The CW • 93.7 The Fan

THE MATCHUP

Pitt Panthers



2023-24 Record (ACC) 12-7 (3-5)
AP / Coaches Polls nr / nr
Last Game W, 72-64 at Georgia Tech (1/23)

Head Coach Jeff Capel (Duke, '97)
Pitt Record 87-88 (Sixth Season)
Career Record 249-198 (15th Season)

BROADCAST INFORMATION

The CW

Tom Werme (pxp)
Mike Gminski (analyst)

Pitt Radio Network (93.7 The Fan)

Bill Hillgrove (pxp)
Curtis Aiken (analyst)

SiriusXM 392

Miami Hurricanes



2023-24 Record (ACC) 13-6 (4-4)
AP / Coaches Polls nr / nr
Last Game W, 71-63 at Notre Dame (1/24)

Head Coach Jim Larrañaga (Providence '71)
Miami Record 268-155 (13th Season)
Career Record 738-489 (40th Season)

SERIES HISTORY

All-Time Series	Pitt trails 21-26
In ACC Play	Pitt trails 4-10
Under Jeff Capel	Pitt trails 3-5
In Coral Gables	Pitt trails 8-15
At Watsco Center	Pitt trails 2-5
First Meeting	Miami 43, Pitt 41 (12/26/47)
Last Meeting	Miami 78, Pitt 76 (3/4/23)
Current Streak	Pitt L, 1

THE OPENING TIP

• Pitt wraps up a caroling of three consecutive road games in Coral Gables, Fla., Saturday, Jan. 27 against Miami. Tipoff is set for 2:15 p.m. with Tom Werme and Mike Gminski calling the action on The CW.

• Pitt has won three straight ACC road games for the second season in a row. The only other time the Panthers had won three consecutive ACC road games was the 2013-14 season.

• The Panthers are 4-1 in road games with wins at West Virginia, Louisville, No. 7 Duke, and Georgia Tech. Pitt is averaging 11.2 threes per game on the road with **Guillermo Diaz Graham** (.571), **Blake Hinson** (.500), **Jaland Lowe** (.438), and **Carlton Carrington** (.417) each shooting over 40 percent from three in those contests.

• Pitt and Miami are the top three-point shooting teams in the ACC with each program averaging 9.3 threes per game.

• **Blake Hinson** has scored in double figures in 16 games with eight 20+ point games. He ranks among the ACC leaders in scoring (6th - 17.9 ppg.), three-pointers (1st - 64), and three-point percentage (6th - .416).

• **Jaland Lowe**, the reigning ACC Rookie of the Week, is averaging 16.3 points and 4.0 assists per game, while going 5-of-12 (.417) from three-point range over the past three contests.

• Four-time ACC Rookie of the Week selection **Carlton Carrington** is the only freshman in the country averaging at least 13.5 points, 5.0 rebounds, and 4.0 assists per game.

2023-24 PITT PANTHERS AVERAGES

No.	Name (Ht., Wt., Yr.)	Pos.	PPG	RPG	APG	Notables
2	• Blake Hinson (6-8, 230, Sr.)	F	17.9	5.1	0.7	8 games with 20+ points scored; 64 3FG
4	Papa Amadou Kante (6-10, 235, Fr.)	F	-	-	-	will miss 2023-24 season with knee injury
5	Ishmael Leggett (6-3, 185, Jr.)	G	11.7	5.5	2.3	13 double-figure scoring games
7	• Carlton Carrington (6-5, 190, Fr.)	G	13.5	5.2	4.4	4x ACC Rookie of the Week selection
8	Michael Hueitt, Jr. (6-3, 180, Gr.)	G	3.2	0.6	0.0	8 pts, 2-of-2 3FG vs. South Carolina St. (12/16)
11	Marlon Barnes, Jr. (6-6, 190, Fr.)	F	-	-	-	expected to redshirt this season
12	KJ Marshall (5-10, 175, Sr.)	G	0.8	0.0	0.4	has played in 21 career games
15	• Jaland Lowe (6-3, 170, Fr.)	G	7.1	1.9	2.6	12.3 ppg, over past 7 games
21	Vason Stevenson (6-3, 190, So.)	F	0.0	0.5	0.0	has appeared in two games
24	William Jeffress (6-7, 210, R-Jr.)	F	2.3	2.7	0.4	career-high 10 rebs at Syracuse (12/30)
25	Guillermo Diaz Graham (7-0, 220, So.)	F	7.8	4.7	1.2	7 double-figure scoring games; 21 stls, 20 blks
31	Jorge Diaz Graham (6-11, 210, So.)	F	3.5	2.5	0.8	matched a season-high with 6 rebs at WVU (12/6)
33	• Federiko Federiko (6-11, 225, Jr.)	C	5.1	4.8	0.9	shooting team-high 65.0 pct from the field
55	• Zack Austin (6-7, 210, R-Jr.)	F	7.5	4.5	1.1	team-high 28 blocks; 19 steals

• probable starter

BY THE NUMBERS

- **Jaland Lowe** is averaging 13.4 points, 2.8 rebounds, and 3.4 assists per game, while going 8-of-17 (.471) from three-point range, since joining the starting lineup five games ago.
- **Carlton Carrington** has scored in double figures 15 times with five or more assists on 10 occasions. He ranks second among ACC freshmen in scoring (13.5 ppg), rebounds (5.2 rpg.), and assists (4.4 apg.), and third in three-point field goals per game (1.84 3pg.).
- The post tandem of **Guillermo Diaz Graham** and **Federiko Federiko** combines to average 12.9 points, 9.5 rebounds, 1.7 steals, and 2.3 blocks per game. The duo is also shooting a combined 56.7 percent (93-of-164) from the field.
- **Blake Hinson** has made at least one three-pointer in 52 of 55 games as a Panther and is now 161-of-410 (.393) from three-point range in his career at Pitt. He ranks 13th at Pitt in career threes (161) just past the midway point of his second season with the Panthers.
- **Ishmael Leggett** leads the Panthers in rebounding (5.5 rpg.) and steals (21), while ranking third in scoring (11.7 ppg.) and assists (4.2). He has scored in double figures 13 times including each of the past two games after going through a stretch of five consecutive games under 10 points scored.
- **Zack Austin** is six made threes shy of becoming the 14th player in the NCAA since 1994-95 to register at least 1,000 points, 500 rebounds, 150 blocks, and 150 threes in a career.
- Pitt is the only team in the ACC with three players - **Zack Austin**, **Federiko Federiko**, and **Guillermo Diaz Graham** - ranked in the top 15 in the league in blocks. The trio has combined for 71 of Pitt's 97 blocked shots on the season. Pitt leads the ACC with 5.11 blocks per game.
- **Jaland Lowe** has 17 assists with just three turnovers over in 118 minutes of action in Pitt's five road games. He is averaging 10.6 points per game, while going 7-of-16 (.438) from three on the road.

- **Blake Hinson** averaged 22.5 points per game, while going 11-of-23 (.478) from three-point range, in two meetings against Miami last season. He had 24 points with six threes in the regular season finale at the Watsco Center a year ago.
- The Panthers have made 10 or more threes in a game nine times and share the ACC lead (with Miami) with 9.3 three-point field goals per game. Pitt is 18-of-39 (.462) from beyond the arc in its past two games, setting season lows for three-point attempts at Duke (20) and again at Georgia Tech (19).
- The Panthers are 11-0 on the season when posting a better field goal percentage than its opponent. Pitt is shooting 47.4 percent from the field, including 37.1 percent from three-point range in its wins, compared to 36 percent and 29 percent shooting splits from the field and three-point range in losses.
- Pitt is 11-2 on the season when winning the rebounding battle. The Panthers lead the ACC in offensive rebounds (12.74 orgp.) and defensive rebound percentage (.761), while also ranking second in rebounds (39.37 rpg.), rebound margin (+5.68), and offensive rebound percentage (.335).
- The Panthers are 62-12 under **Jeff Capel**, including an 11-1 mark this season, when leading at the half.

2023-24 STATS COMPARISON

	Pitt	Miami
Points	76.3	81.9
Opp. Points	66.6	72.3
Rebounds	39.4	36.9
Opp. Rebounds	33.7	34.3
Off. Rebounds	12.7	9.3
Opp. Off. Rebounds	8.4	10.9
Field Goal Pct.	.433	.491
Opp. Field Goal Pct.	.412	.423
Three-Point Pct.	.340	.391
Opp. Three-Point Pct.	.302	.293
Three-Point FGs	9.3	9.3
Opp. Three-Point FGs	6.9	8.5
Free Throw Pct.	.685	.767
Opp. Free Throw Pct.	.757	.742
Free Throws Made	13.7	12.6
Opp. Free Throws Made	12.9	9.4
Personal Fouls	15.5	12.8
Opp. Personal Fouls	17.9	15.4
Assists	14.2	15.3
Opp. Assists	12.3	14.9
Turnovers	10.1	12.9
Opp. Turnovers	11.9	13.0
Blocked Shots	5.1	3.4
Opp. Blocked Shots	3.8	3.2
Steals	6.7	7.9
Opp. Steals	5.5	7.3

LAST TIME OUT

- Freshmen guards **Carlton Carrington** (19 points) and **Jaland Lowe** (12 points) combined for 31 points and **Ishmael Leggett** added 14 points to lead Pitt to a 72-64 win at Georgia Tech Tuesday evening.
- **Guillermo Diaz Graham** scored 10 of his 12 points in the second half to help Pitt overcome a six-point second half deficit.
- The Panthers shot 48 percent (24-of-50) from the field for the game and came up big in the closing minutes, going 5-of-7 from the field and 7-of-8 from the foul line in the final 6:30 minutes of action.
- The Panthers got 26 points off the bench and won the rebounding battle (33-31) in a matchup of two of the top rebounding teams in the ACC.
- Pitt committed just one turnover in the final 18:47 of the game after being plagued by miscues in the opening 21 minutes of action.
- **Leggett** scored all 14 of his points in the second half of play, with 12 points in the final 10:22 of action. He scored in double figures for the 13th time this season.
- Pitt held Tech leading scorer **Miles Kelly** to zero points on 0-of-2 shooting. He entered the contest averaging 15.1 points per game.

PANTHER SPOTLIGHTS



- **Jaland Lowe** is averaging 10.8 points and 2.9 assists in 25.6 minutes per game in ACC play. He has scored in double figures in four of the past six league games.



- **Blake Hinson** is averaging 18.8 points and 5.6 rebounds per game, while going 21-of-42 (.500) from three-point range in five true road games.



- **Guillermo Diaz Graham** is averaging 10.0 points per game, while shooting 63.3 percent (19-of-30) from the field and 57.1 percent (8-of-14) from three-point range in five true road games.

BLAKE AMONG ACC ELITE

- Blake Hinson ranks among the ACC leaders in scoring (6th - 17.9 ppg.), three-point field goals (1st - 3.37 3pg.), and three-point percentage (6th - .416). He has scored in double figures in 16 games, while topping the 20-point mark eight times.

- Hinson scored 20 or more points in four consecutive games from Nov. 28-Dec. 9, the longest 20+ point scoring stretch since Jamel Artis scored 20 or more points in five consecutive games from Dec. 28, 2016 through Jan. 17, 2017.

- Hinson scored 25 or more points in three consecutive games from Dec. 3-9, becoming the first Pitt player to accomplish that feat since Curtis Aiken topped the 25-point mark in each of the first three games of the 1986-87 season.

- Hinson has registered 1,438 points (12.5 ppg.), 536 rebounds (4.7 rpg.), and 252 three-point field goals in 115 career games.

- Hinson has scored in double-figures 70 times in his career and has made three or more three-pointers in a game 42 times.

- Hinson scored 26 points on 8-of-14 shooting from the field, including 4-of-9 from three-point range, in a win over Binghamton.

- Hinson made three threes and finished with 18 points and five rebounds against FGCU.

- Hinson scored 25 points in just 21 minutes of action in a win over Jacksonville. He scored 21 of his 25 points in the opening half, while posting the fifth best scoring efficiency per minute in a 20-point game in program history. Hinson went 4-of-9 from three-point range in the contest and grabbed six rebounds.

- Hinson averaged 16.5 points per game, while making three three-pointers against Florida and Oregon State in the NIT Season Tip-Off.

- Hinson went 7-of-12 from the field, including 5-of-8 from three-point range, and finished with 22 points and five rebounds against Missouri.

- Hinson scored 27 points on 9-of-16 shooting (6-of-10 3FG) in the ACC opener against Clemson. He scored 22 points in the second half, going 7-of-10 from the field, including 5-of-6 from three-point range.

- Hinson made a school record nine three-pointers and scored a career-high 29 points in a road win over West Virginia. The nine three-pointers matched a WVU Coliseum and West Virginia opponent record as well. Hinson was 9-of-15 from three-point range and added seven rebounds in the contest.

- Hinson made a school record 15 threes combined in consecutive games against Clemson and West Virginia. He matched the previous record with 13 combined threes in back-to-back games last season.

- Hinson knocked down five or more threes in three consecutive games (Nov. 28-Dec. 6) to become the first player in program history to accomplish that feat.

- Hinson scored 26 points on 8-of-13 shooting from the field (3-of-4 3FG) and 7-of-7 from the foul line in a win over Canisius.

- Hinson was named ACC Player of the Week for the second time in his career after averaging 27.5 points and 6.0 rebounds per game, while shooting 56.3 percent (18-of-32) from the field, 63.2 percent (12-of-19) from three-point range, and 100 percent (7-of-7) from the foul line in wins over West Virginia and Canisius.

- Hinson went 7-of-10 from the field (3-of-4 3FG) in a 19-point effort against South Carolina State.

- Hinson grabbed a season-high 10 rebounds for his eighth career double figure rebounding game against Purdue Fort Wayne.

- Hinson tallied 21 points and made three three-pointers at Louisville. He was a season-best 8-of-8 from the foul line in the win.

- Hinson posted 24 points and eight rebounds in Pitt's road win over No. 7 Duke. He was 8-of-10 from the field and a perfect 7-of-7 from three-point range against the Blue Devils.

- Hinson's 7-of-7 effort from beyond the arc matched an ACC record and set a Pitt record for most made threes without a miss in a game. It was also a Cameron Indoor Stadium record with his seven made threes tied for the second most by a Duke opponent at Cameron.

Pitt • Three-Point Field Goals in a Game Without a Miss

Rk	Player, Opponent, Date	3FG
1.	Blake Hinson, at Duke, 1/20/24	7
2.	Sean Miller, at Seton Hall, 2/11/91	6
	Sean Miller, St. Francis [Pa.], 12/2/87	6
3.	7x, last Ithiel Horton (5-5), at UNC, 2/16/22	5

ACC • Three-Point Field Goals in a Game Without a Miss

Rk	Player (School), Opponent, Date	3FG
1.	Blake Hinson (Pitt), at Duke, 1/20/24	7
	Allerik Freeman (NC State), North Carolina, 1/27/18	7
	James Collins (FSU), South Florida, 11/29/194	7
	Sam Cassell (FSU), Tulane, 3/20/1993	7

Pitt • Consecutive Made Three-Point Field Goals

Rk	Player, Dates	3FG
1.	Cameron Johnson, 11/11/16-11/17/16	8
2.	Blake Hinson, 1/20/24-present	7
	Sean Miller, 2/12/91-2/14/91	7
	Sean Miller, 12/2/87-12/7/87	7
	Josh Newkirk, 3/1/14-3/8/14	7

Pitt • Three-Point Field Goals in a Game

Rk	Player, Opponent, Date	3FG
1.	Blake Hinson, at West Virginia, 12/6/23	9
2.	Blake Hinson, Wake Forest, 1/25/23	8
	J. Wilson-Frame, vs. Syracuse, 3/13/19	8
	Andre Alridge, Georgia, 12/17/94	8
	Jason Maile, Villanova, 2/12/97	8
6.	7x; last Blake Hinson, at Duke, 1/20/23	7

Pitt • Three-Point Field Goals Over a Two-Game Stretch

Rk	Player - Games	Total
1.	Blake Hinson	15
	6 vs. Clemson (12/3/23), 9 at West Virginia (12/6/23)	
2.	Blake Hinson	13
	8 vs. Wake Forest (1/25/23), 5 vs. Miami (1/28/23)	
	Jason Matthews	13
	7 at Providence (3/3/90), 6 vs. Boston College (3/8/90)	

Pitt • Total Games with 5+ Three-Point Field Goals

Rk	Player, Years	Total
1.	Ashton Gibbs, 2008-12	15
2.	Jared Wilson-Frame, 2017-19	11
	Jason Maile, 1993-97	11
4.	Blake Hinson, 2022-present	10
	Sean Miller, 1987-92	10

Pitt • Most Games in a Season with 5+ Three-Point Field Goals

Rk	Player, Season	Total
1.	Jared Wilson-Frame, 2018-19	7
	Ashton Gibbs, 2010-11	7
	Jason Maile, 1995-96	7
4.	Blake Hinson, 2022-23	6
5.	Ashton Gibbs, 2009-10	5
	Jarrett Lockhart, 1997-98	5
	Jason Matthews, 1989-90	5

Blake Hinson, 2023-24 4

PITT SEASON & CAREER TOTALS

	2023-24	Career
Double-Figure Scoring Games		
Blake Hinson	16 (10-6)	70 (45-25)
Zack Austin	6 (4-2)	59 (30-29)
Ishmael Leggett	13 (10-3)	59 (30-29)
Carlton Carrington	15 (9-6)	15 (9-6)
Federiko Federiko	2 (2-0)	10 (9-1)
Guillermo Diaz Graham	7 (5-2)	10 (6-4)
Michael Hueitt, Jr.	-	8 (8-0)
Jaland Lowe	5 (3-2)	5 (3-2)
Jorge Diaz Graham	1 (1-0)	3 (2-1)

30+ Point Games		
Ishmael Leggett	-	2 (0-2)

20+ Point Games		
Blake Hinson	8 (6-2)	19 (15-4)
Zack Austin	1 (1-0)	13 (8-5)
Ishmael Leggett	-	11 (5-6)
Federiko Federiko	-	1 (1-0)
Guillermo Diaz Graham	1 (1-0)	1 (1-0)
Carlton Carrington	1 (0-1)	1 (0-1)
Jaland Lowe	1 (0-1)	1 (0-1)

10+ Rebound Games		
Zack Austin	-	13 (7-6)
Blake Hinson	1 (1-0)	8 (6-2)
Federiko Federiko	1 (1-0)	4 (4-0)
Ishmael Leggett	1 (1-0)	4 (3-1)
Carlton Carrington	1 (1-0)	1 (1-0)
Guillermo Diaz Graham	1 (1-0)	1 (1-0)
William Jeffress	1 (0-1)	1 (0-1)

10+ Assist Games		
Carlton Carrington	1 (1-0)	1 (1-0)

Double-Doubles		
Zack Austin	-	11 (7-4)
Blake Hinson	-	6 (4-2)
Ishmael Leggett	1 (1-0)	4 (3-1)
Federiko Federiko	1 (1-0)	2 (2-0)
Carlton Carrington	1 (1-0)	1 (1-0)
Guillermo Diaz Graham	1 (1-0)	1 (1-0)

Triple-Doubles		
Carlton Carrington	1 (1-0)	1 (1-0)

3+ Three-Point FG Games		
Blake Hinson	13 (9-4)	42 (27-15)
Zack Austin	3 (2-1)	25 (12-13)
Michael Hueitt, Jr.	-	10 (9-1)
Ishmael Leggett	2 (1-1)	10 (4-6)
Carlton Carrington	4 (4-0)	4 (4-0)
Guillermo Diaz Graham	2 (1-1)	2 (1-1)
William Jeffress	-	1 (0-1)

3+ Block Games		
Zack Austin	4 (3-1)	28 (16-12)
Federiko Federiko	4 (3-1)	16 (13-3)
Guillermo Diaz Graham	3 (2-1)	6 (4-2)
Jorge Diaz Graham	-	1 (1-0)

Scoring Leader		
Blake Hinson	9 (7-2)	25 (20-5)
Ishmael Leggett	1 (0-1)	24 (9-15)
Zack Austin	2 (1-1)	17 (8-9)
Carlton Carrington	5 (3-2)	5 (3-2)
Guillermo Diaz Graham	1 (1-0)	1 (1-0)
Jaland Lowe	1 (0-1)	1 (0-1)
Federiko Federiko	-	1 (1-0)

Rebounding Leader		
Zack Austin	3 (1-2)	25 (10-15)
Blake Hinson	4 (3-1)	19 (11-8)
Ishmael Leggett	6 (3-3)	11 (6-5)
Guillermo Diaz Graham	4 (3-1)	10 (6-4)
Federiko Federiko	1 (1-0)	9 (9-0)
William Jeffress	2 (1-1)	5 (1-4)
Carlton Carrington	3 (2-1)	3 (2-1)
Jaland Lowe	1 (1-0)	1 (1-0)

Assists Leader		
Ishmael Leggett	3 (3-0)	13 (7-6)
Carlton Carrington	11 (6-5)	11 (6-5)
Jaland Lowe	6 (4-2)	6 (4-2)
Zack Austin	1 (1-0)	5 (3-2)
Blake Hinson	-	2 (1-1)
Guillermo Diaz Graham	1 (1-0)	1 (1-0)
William Jeffress	-	1 (1-0)
Federiko Federiko	1 (0-1)	1 (0-1)

Record in such games in ()

STREAKS

Overall	Won 2
Unranked teams anywhere	Won 1
Ranked teams anywhere	Won 1
Home	Lost 3
Home ACC	Lost 4
Home non-conference	Won 3
Home unranked non-conference	Won 3
Home ranked teams	Lost 2
Home unranked teams	Lost 1
Road	Won 3
Road ACC	Won 3
Road ranked teams	Won 1
Road unranked teams	Won 2
Neutral	Won 1
Neutral ranked teams	Lost 8
Neutral unranked teams	Won 1

Consecutive Made Free Throws (active streak)

Guillermo Diaz Graham	6
Jorge Diaz Graham	5
Carlton Carrington	4
Jaland Lowe	3
Zack Austin	3
Blake Hinson	2
Ishmael Leggett	2

Consecutive Games (Played) with a Three-Point Field Goal

Blake Hinson	7
Jaland Lowe	5
Carlton Carrington	2
Guillermo Diaz Graham	1
Ishmael Leggett	1

Games Played	2023-24	Career
Blake Hinson	19 (12-7)	115 (66-49)
Ishmael Leggett	18 (11-7)	105 (45-60)
Zack Austin	19 (12-7)	82 (40-42)
William Jeffress	19 (12-7)	66 (31-35)
Federiko Federiko	19 (12-7)	54 (35-19)
Guillermo Diaz Graham	19 (12-7)	52 (34-18)
Michael Hueitt, Jr.	5 (5-0)	48 (39-9)
Jorge Diaz Graham	16 (10-6)	47 (32-15)
KJ Marshall	5 (5-0)	22 (15-7)
Carlton Carrington	19 (12-7)	19 (12-7)
Jaland Lowe	19 (12-7)	19 (12-7)
Vason Stevenson	2 (2-0)	2 (2-0)

Starts	Consecutive *	Career
Blake Hinson	26 (15-11)	112 (65-47)
Ishmael Leggett	-	86 (38-48)
Zack Austin	7 (3-4)	75 (36-39)
Federiko Federiko	2 (2-0)	39 (27-12)
William Jeffress	-	22 (10-12)
Carlton Carrington	19 (12-7)	19 (12-7)
Guillermo Diaz Graham	-	10 (5-5)
Jaland Lowe	5 (3-2)	5 (3-2)
Jorge Diaz Graham	-	1 (1-0)

Record in such games in ()

* at Pitt

Pitt • Scoring Efficiency Per Minutes (min. 20 points)

Rk	Player, Opponent, Date	Mins	Pts	PPM
1.	Charles Smith, Akron, 1/5/87	17	24	1.412
2.	Cameron Johnson, BC, 1/16/16	15	20	1.333
3.	G. Thomas, Robert Morris, 12/22/93	16	21	1.313
4.	DeJuan Blair, Indiana, Pa., 11/22/08	21	27	1.286
5.	Blake Hinson, Jacksonville, 11/17/23	21	25	1.190
6.	Eric Mobley, Youngstown St., 11/27/93	17	20	1.176
	C. Troutman, Georgetown, 1/25/03	17	20	1.176
8.	Gilbert Brown, UMES, 12/18/10	24	28	1.167
9.	Jamel Artis, at Louisville, 1/11/17	37	43	1.162
10.	Michael Young, at Notre Dame, 1/9/16	22	25	1.136

ACC • Scoring Leaders

Rk	Player, School	PPG
1.	RJ Davis, North Carolina	21.0
2.	PJ Hall, Clemson	19.7
3.	Judah Mintz, Syracuse	18.4
4.	Kyle Filipowski, Duke	18.2
5.	Norchad Omier, Miami	18.1
6.	Blake Hinson, Pitt	17.9
7.	Hunter Sallis, Wake Forest	17.7
8.	Quinten Post, Boston College	16.9
9.	Kevin Miller, Wake Forest	16.8
10.	Marcus Burton, Notre Dame	16.3

NCAA • Three-Point Field Goal Leaders

Rk	Player, School	3FG
1.	Tyler Thomas, Hofstra	72
2.	Isaiah Swope, Indiana State	69
3.	Jalen Blackmon, Stetson	68
4.	Chaz Lanier, North Florida	66
5.	Blake Hinson, Pitt	64
	Erik Reynolds II, Saint Joseph's	64
	Ethan Taylor, Air Force	64
	Elijah Pepper, UC Davis	64
9.	Cliff Davis, Northwestern State	63
	Rashad Williams, Arkansas-Pine Bluff	63

ACC • Three-Point Field Goal Leaders

Rk	Player, School	3PG
1.	Blake Hinson, Pitt	3.37
2.	RJ Davis, North Carolina	3.05
3.	Joseph Girard III, Clemson	2.89
4.	DJ Horne, NC State	2.68
5.	Isaac McKneely, Virginia	2.56

ACC • Three-Point Percentage Leaders

Rk	Player, School	3PCT
1.	Isaac McKneely, Virginia	.465
2.	DJ Horne, NC State	.425
	Hunter Cattoor, Virginia Tech	.425
4.	Joseph Girard III, Clemson	.419
5.	RJ Davis, North Carolina	.417
6.	Blake Hinson, Pitt	.416

Pitt • Career Three-Pointers Per Game Leaders

Rk	Player, Years (Games)	3PG
1.	Blake Hinson, 2022-present (55)	2.96
2.	Jared Wilson-Frame, 2017-19 (64)	2.69
3.	Ashton Gibbs, 2008-12 (137)	2.17
4.	Jason Matthews, 1987-91 (123)	2.11
5.	Sean Miller, 1987-92 (128)	1.87

minimum 100 3FG

Pitt • Fastest to 150 Three-Pointers

Rk	Player, Years	Games
1.	Blake Hinson, 2022-present	52
2.	Jared Wilson-Frame, 2017-19	60
3.	Ashton Gibbs, 2008-12	80
4.	Sean Miller, 1987-92	81
5.	Jason Matthews, 1987-91	82

Pitt • Three-Point FG Made

Rk	Player (GP), Years	3FGM
1.	Ashton Gibbs (137), 2008-12	297
2.	Jason Matthews (123), 1987-91	259
3.	Sean Miller (128), 1987-92	239
4.	Ronald Ramon (135), 2004-08	233
5.	Julius Page (136), 2000-04	210
6.	Brandin Knight (127), 1999-03	209
7.	Jason Maile (111), 1992-97	196
8.	Carl Krauser (126), 2002-06	190
9.	Jared Wilson-Frame (64), 2017-19	172
10.	Lamar Patterson (148), 2009-14	171
11.	Jamel Artis (135), 2013-17	170
12.	Jarrett Lockhart (103), 1996-00	167
13.	Blake Hinson (55), 2022-present	161
14.	Levance Fields (131), 2005-09	159
15.	Jerry McCullough (111), 1991-96	152

TRIPLE-DUB BUB

• **Carlton 'Bub' Carrington**, a four-time ACC Rookie of the Week selection, is averaging 13.5 points, 5.2 rebounds, and 4.4 assists per game. He is one of 20 players in the NCAA currently averaging at least 13.5 points, 5.0 rebounds, and 4.0 assists per game.

• Carrington became the first Pitt freshman to score 15 or more points in each of his first four games and has 14 double-figure scoring games.

• Carrington ranks third in the ACC in assists and ninth in assist-to-turnover ratio (2.27:1).

• Carrington is the 10th youngest player in the NCAA. The 18-year old guard from Baltimore, Md., was born July 21, 2005.

• Carrington was named ACC Rookie of the Week in each of the first two weeks of the season. He is the first Pitt freshman to earn conference ROTW accolades in back-to-back weeks since DeJuan Blair (Dec. 17 & 24, 2007). Carrington also earned the honors Dec. 11 and Jan. 8 to become the first Pitt freshman to earn ACC Rookie of the Week honors three or more times in a season.

• Carrington ranks second among ACC freshmen in scoring, rebounds, and assists, and third in three-point field goals per game.

• Carrington delivered a memorable debut as a Panther becoming just the second freshman in ACC history to record a triple-double in their first collegiate game. Carrington finished with 18 points, 12 rebounds, and 10 assists for the first Pitt triple-double since the 1997-98 season and the fifth overall in program history.

• Carrington posted the 10th triple-double by an ACC freshman in league history. He and Dennis Scott (Georgia Tech) are the only freshmen to record a triple-double in their first game.

• Carrington also became the first Division I player to record a triple-double in his debut since Notre Dame's Chris Thomas accomplished that feat against New Hampshire Nov. 16, 2001.

• Carrington's triple-double against NC A&T was the 22nd by a freshman in the NCAA since the start of the 2009-10 season.

• Carrington knocked down three three-pointers and finished with 18 points and four assists against Binghamton.

• Carrington scored 19 points to go along with four rebounds and seven assists in a win over FGCU.

• Carrington had 17 points, three rebounds, and four assists against Jacksonville. He went 5-of-8 from three-point range with the five threes tied for third most in a game by a Pitt freshman.

• Carrington delivered 14 points, four rebounds and seven assists against Florida in the NIT Season Tip-Off.

• Carrington finished with 13 points, seven rebounds, and four assists against Missouri in the ACC-SEC Challenge.

• Carrington had 13 points, four rebounds, six assists, and two steals in the ACC opener against Clemson.

• Carrington finished just shy of a double-double with 16 points and nine assists in a road win over West Virginia. He went 6-of-13 from the field, including 3-of-8 from three-point range in the contest.

• Carrington recorded 16 points, four rebounds, and five assists in a win over Canisius.

• Carrington totaled 17 points, seven rebounds, and five assists at Syracuse. He was 6-of-12 from the field, including 2-of-4 from three-point range.

• Carrington scored a season-best 20 points against North Carolina.

• Carrington went 6-of-10 from the field and finished with 16 points, six rebounds, and five assists at Louisville.

• Carrington scored 19 points to go along with six rebounds and three assists at Georgia Tech. He went 6-of-10 from the field with a pair of threes and 5-of-6 from the foul line in the win.

NCAA • Freshmen to Average 13.0+ PPG, 5.0 RPG, 4.0 APG Since 1992-93

Player, School (Year)	PPG	RPG	APG
Chauncey Billups, Colorado (1994-95)	17.9	6.3	5.5
Curtis Stinson, Iowa State (2003-04)	16.2	6.0	4.3
Jamont Gordon, Mississippi St. (2005-06)	13.8	6.8	4.3
Nick Calathes, Florida (2007-08)	15.3	5.2	6.1
Courtney Fortson, Arkansas (2008-09)	14.8	5.5	5.9
DJ Cooper, Ohio (2009-10)	13.5	5.4	5.9
Marcus Smart, Oklahoma St. (2012-13)	15.4	5.8	4.2
D'Angelo Russell, Ohio St. (2014-15)	19.3	5.7	5.0
Ben Simmons, LSU (2015-16)	19.2	11.8	4.8
Dejounte Murray, Washington (2015-16)	16.1	6.0	4.4
Markelle Fultz, Washington (2016-17)	23.2	5.7	6.9
Lonzo Ball, UCLA (2016-17)	14.6	6.0	7.6
RJ Barrett, Duke (2018-19)	22.6	7.6	4.3
Cole Anthony, North Carolina (2019-20)	18.5	5.7	4.0
Jalen Suggs, Gonzaga (2020-21)	14.4	5.3	4.5

Carlton Carrington, Pitt (2023-24) 13.2 5.1 4.5
courtesy College Basketball Reference

Pitt • Conference Rookie of the Week Selections

Rk	Player, Season (Conference)	Total
1.	Chris Taft, 2003-04 (Big East)	6
2.	Carlton Carrington, 2023-24 (ACC)	4
	Sean Miller, 1987-88 (Big East)	4
4.	DeJuan Blar, 2007-08 (Big East)	3
	Ricardo Greer, 1997-98 (Big East)	3
	Brian Shorter, 1988-89 (Big East)	3
	Charles Smith, 1984-85 (Big East)	3

ACC • Freshman Scoring Leaders

Rk	Player, School	PPG
1.	Marcus Burton, Notre Dame	16.3
2.	Carlton Carrington, Pitt	13.2
3.	Baye Ndongo, Georgia Tech	12.9
4.	Jared McCain, Duke	12.2
5.	Nathan George, Georgia Tech	9.3

Pitt • Three-Point FG Made by a Freshman

Rk	Player, Opponent, Date	3FGM
1.	Parker Stewart, at Syracuse, 1/16/18	7
2.	Sean Miller, St. Francis [Pa.], 12/2/87	6
3.	Carlton Carrington, Jacksonville, 11/17/23	5
	Justin Champagne, Canisius, 12/30/19	5
	Josh Newkirk, NC State, 3/3/14	5
	Sean Miller, Syracuse, 2/10/88	5
	Ricardo Greer, Md.-Eastern Shore, 12/2/97	5
	Ronald Ramon, at Rutgers, 1/8/05	5

NCAA • Triple-Doubles in Freshman Debut Since 2001-02

Player (School) vs. Opponent, Date	Pts / Rebs / Asts
Carlton Carrington (Pitt) vs. NC A&T, 11/6/23	18 / 12 / 10
Chris Thomas (Notre Dame) vs. UNH, 11/16/01	24 / 11 / 11*

* points / assists / steals

ACC • Triple-Doubles in Freshman Debut

Player (School) vs. Opponent, Date	Pts / Rebs / Asts
Carlton Carrington (Pitt) vs. NC A&T, 11/6/23	18 / 12 / 10
Dennis Scott (GT) vs. Alcorn State, 11/20/87	17 / 10 / 10

NCAA • Triple-Doubles by Freshmen Since 2009-10

Player (School) vs. Opponent, Date	Pts / Rebs / Asts
Carlton Carrington (Pitt) vs. NC A&T, 11/6/23	18 / 12 / 10
Ethan Taylor (Air Force) vs. Nevada, 1/15/22	14 / 10 / 10
Carson Towt (N. Arizona) vs. Embry-Riddle, 1/5/22	10 / 14 / 11
Jordan Hall (St. Joseph's) vs. La Salle, 2/6/21	22 / 12 / 10
Ziaire Williams (Stanford) vs. Washington, 1/7/21	12 / 12 / 10
Rylan Jones (Utah) vs. Miss. Valley State, 11/8/19	10 / 10 / 11
RJ Barrett (Duke) vs. NC State, 2/16/19	23 / 11 / 10
Jose Perez (Gardner-Webb) vs. Savannah St., 12/1/18	17 / 10 / 10
DeAndre Jones (Central Ark.) at Lamar, 1/6/18	13 / 11 / 11
Hayden Coval (Central Ark.) at Houston Christian, 2/7/18	17 / 10 / 11*
Jordan Goodwin (Saint Louis) vs. Duquesne, 1/17/18	13 / 15 / 10
Ja Morant (Murray State) vs. Eastern Ill., 12/28/17	11 / 10 / 14
Dennis Smith, Jr. (NC State) vs. Syracuse, 2/1/17	13 / 11 / 15
Dennis Smith, Jr. (NC State) vs. Virginia Tech, 1/4/17	27 / 11 / 11
Bruce Brown (Miami) vs. SC State, 12/6/16	11 / 11 / 10
De'Aaron Fox (Kentucky) vs. Arizona State, 11/28/16	14 / 11 / 10
Jaquan Lyle (Ohio State) vs. Rutgers, 1/13/16	16 / 12 / 11
D'Angelo Russell (Ohio State) at Rutgers, 2/8/15	23 / 11 / 11
Kahlil Felder (Oakland) vs. Detroit Mercy, 2/14/14	15 / 10 / 11
Jalen James (San Jose St.) at Houston, 12/7/13	12 / 13 / 10
Daniel Mullings (New Mexico St.) vs. Hawaii, 2/23/12	28 / 12 / 10
Josh Gasser (Wisconsin) at Northwestern, 1/23/11	10 / 12 / 10

* blocked shots

ACC • Triple-Doubles by Freshmen

Player (School) vs. Opponent, Date	Pts / Rebs / Asts
Carlton Carrington (Pitt) vs. NC A&T, 11/6/23	18 / 12 / 10
RJ Barrett (Duke) vs. NC State, 2/16/19	23 / 11 / 10
Dennis Smith, Jr. (NC State) vs. Syracuse, 2/1/17	13 / 11 / 15
Dennis Smith, Jr. (NC State) vs. Virginia Tech, 1/4/17	27 / 11 / 11
Bruce Brown (Miami) vs. SC State, 12/6/16	11 / 11 / 10
Kenny Anderson (GT) vs. Pitt, 12/28/89	32 / 12 / 18
Dennis Scott (GT) vs. Alcorn State, 11/20/87	17 / 10 / 10
Ralph Sampson (Virginia) vs. ODU, 12/29/79	15 / 22 / 10*
Ralph Sampson (Virginia) vs. Army, 12/22/79	16 / 14 / 12*
Gene Banks (Duke) vs. Lehigh, 1/9/78	13 / 12 / 11

* blocked shots

Pitt • Triple-Doubles

Player vs. Opponent, Date	Pts / Rebs / Asts
Carlton Carrington vs. NC A&T, 11/6/23	18 / 12 / 10
Ricardo Greer vs. Villanova (BET), 3/4/98	23 / 12 / 11
Darelle Porter at Providence, 1/23/91	13 / 10 / 11
Keith Starr vs. Rutgers, 1/25/75	17 / 11 / 10
Keith Starr vs. Marquette, 12/18/74	13 / 11 / 11

Youngest Scholarship Players in the NCAA

Player, School	Birthdate
JT Rock, Iowa State	3/1/2006
Eric Acker, Long Island	11/22/2005
Brandon Williams, UCLA	11/1/2005
James Scott, Charleston	9/11/2005
Courtney Anderson, Colorado	8/15/2005
Michael Sulaka, Western Michigan	8/13/2005
Justin McBride, Oklahoma State	7/25/2005
Cam Christie, Minnesota	7/24/2005
Magoon Gwath, San Diego State	7/24/2005
Carlton Carrington, Pitt	7/21/2005
Nazar Mahmood, UTSA	7/16/2005
Dennis Evans, Louisville	7/13/2005
Mason Williams, Eastern Washington	7/3/2005

CAREER DOUBLE-DOUBLES

Player	Opponent, Date	Pts/Rebs
Guillermo Diaz Graham	Jacksonville, 11/17/23	23/10
Ishmael Leggett	Binghamton, 11/10/23	18/11
Carlton Carrington	NC A&T, 11/6/23	18/12/10*
Federiko Federiko	NC A&T, 11/6/23	13/10
Blake Hinson	at Notre Dame, 3/1/23	15/13
=Zack Austin	vs. Charleston Southern, 3/1/23	13/12
=Zack Austin	at Winthrop, 2/25/23	17/10
<Ishmael Leggett	St. Bonaventure, 1/11/23	23/14
<Ishmael Leggett	at La Salle, 11/07/23	11/11
Blake Hinson	at Syracuse, 12/20/22	25/13
Blake Hinson	Sacred Heart, 12/10/22	19/11
<Ishmael Leggett	Army West Point, 12/10/22	16/10
Federiko Federiko	Sacred Heart, 12/10/22	17/14
Blake Hinson	William & Mary, 11/25/22	17/11
=Zack Austin	Wolford, 11/12/22	16/10
Blake Hinson	UT Martin, 11/7/22	27/13
=Zack Austin	vs. Hampton, 3/2/22	24/16
=Zack Austin	Hampton, 2/26/22	21/10
=Zack Austin	UNC Asheville, 2/5/22	26/11
=Zack Austin	at Charleston Southern, 1/19/22	14/10
=Zack Austin	N.C. A&T, 1/15/22	15/11
=Zack Austin	Florida Atlantic, 12/21/21	12/10
=Zack Austin	Guilford, 12/7/21	14/12
=Zack Austin	Georgia State, 11/21/21	11/11
+Blake Hinson	at Florida, 1/14/20	16/11

* Triple-double with points, rebounds, and assists

= at High Point

< at Rhode Island

+ at Ole Miss

HONORS & AWARDS

Blake Hinson

ACC Player of the Week (Dec. 11)

Carlton Carrington

ACC Rookie of the Week (Nov. 13, Nov. 20, Dec. 11, Jan. 8)

Dick Vitale Diaper Dandy of the Week (Dec. 11)

John Fanta / Fox Sports Top 10 Freshman (No. 6 - Dec. 12)

Jaland Lowe

ACC Rookie of the Week (Jan. 22)

STUFFING THE STAT SHEET

• **Ishmael Leggett** is averaging 11.7 points, 5.5 rebounds, 2.3 assists, and 1.2 steals per game, while shooting 84.5 percent (49-of-58) from the foul line. He has scored in double figures in 13 games and grabbed seven or more rebounds in seven contests.

• Leggett missed Pitt's Jan. 6 road game at Louisville and was limited in a Jan. 9 contest against No. 11 Duke due to a shoulder injury.

• Leggett ranks among the ACC leaders in rebounds (T-22nd - 5.5 rpg.), and free throw percentage (9th - .845).

• Leggett posted 18 points, 11 rebounds, five assists, and four steals in a win over Binghamton to become the first Pitt player with 15+ points, 10+ rebounds, 5+ assists, and 4+ steals since Kellii Taylor accomplished that feat during the 1996-97 season.

• Leggett recorded 17 points, seven rebounds, five assists, and two steals against FGCU.

• Leggett delivered 14 points, nine rebounds, and four assists in a win over Jacksonville.

• Leggett made three three-pointers and finished with 19 points, nine rebounds, and two steals against Florida.

• Leggett went 6-of-12 from the field in a 15-point, 7-rebound, 3-assist effort in an NIT Season Tip-Off win over Oregon State.

• Leggett scored 17 points on 6-of-11 shooting from the field and 4-of-4 from the foul line against Clemson.

• Leggett matched a season high with three three-pointers and finished with 13 points, five rebounds, and five assists against Canisius.

• Leggett tallied 14 points, six rebounds, five assists, three steals, and two blocks against South Carolina State to become the first player since Brad Wanamaker (Feb. 27, 2011) to record at least 10 points, five rebounds, five assists, three steals, and two blocks in a game.

• Leggett came off the bench to register 11 points, four rebounds, two assists, and three steals in a win at No. 7 Duke.

• Leggett scored 14 points, all in the second half, of Pitt's win at Georgia Tech. He was 5-of-6 from the foul line and knocked down a three late in the game to help seal the victory.

ACC • Guard - Rebounds Leaders

Rk	Player, School	RPG
1.	Ryan Dunn, Virginia	7.1
2.	Miles Kelly, Georgia Tech	5.9
3.	Matthew Cleveland, Miami	5.8
4.	JR Konieczny, Notre Dame	5.7
6.	Ishmael Leggett, Pitt	5.5
	Mike James, Louisville	5.5

ACC • Points Per Game Leaders Among Incoming Transfers

Rk	Player, School (Previous School)	PPG
1.	Hunter Sallis, Wake Forest (Gonzaga)	17.7
2.	Kevin Miller, Wake Forest (Central Mich.)	16.8
3.	Joseph Girard III, Clemson (Syracuse)	14.9
4.	Matthew Cleveland, Miami (Florida St.)	14.8
	DJ Horne, NC State (Arizona State)	14.8
6.	Claudell Harris, Jr., Boston College (Charleston So.)	14.4
7.	Jamir Watkins, Florida State (VCU)	13.9
8.	Skyy Clark, Louisville (Illinois)	13.6
9.	Tre White, Louisville (USC)	12.3
	Harrison Ingram, North Carolina (Stanford)	12.3
11.	Kowacie Reeves, Jr., Georgia Tech (Florida)	12.1
12.	Jayden Taylor, NC State (Butler)	11.8
13.	Ishmael Leggett, Pitt (Rhode Island)	11.7
	JJ Starling, Syracuse (Notre Dame)	11.7

Pitt • 10+ Pt/5+ Reb/5+ Ast/3+ Stl/2+ Bl Games Since 2010-11

Player vs. Opponent, Date	PT/REB/AST/STL/BLK
Ishmael Leggett vs. South Carolina St., 12/16/23	14/6/5/3/2
Brad Wanamaker at Louisville, 2/27/11	13/12/6/3/2

Pitt • 15+ Pt/10+ Reb/5+ Ast/4+ Stl Games Since 1986-87

Player vs. Opponent, Date	PT/REB/AST/STL
Ishmael Leggett vs. Binghamton, 11/10/23	18/11/5/4
Kellii Taylor at Georgetown, 1/25/97	15/10/6/4

NCAA • 15+ Pt/10+ Reb/5+ Ast/4+ Stl Games In 2023-24

Player (School) Opponent, Date	PT/REB/AST/STL
Kevin Cross (Tulane) vs. Furman, 12/14/23	25/12/12/6
Tamin Lipsey (Iowa St.) at DePaul, 12/1/23	15/10/10/4
Michael Ajavi (Pepperdine) vs. Idaho St., 11/28/23	25/10/5/4
Sky Wicks (Incarinate Word) vs. UTSA, 11/25/23	24/11/5/4
Ishmael Leggett (Pitt) vs. Binghamton, 11/10/23	18/11/5/4
Riley Minix (Morehead St.) vs. CU Harrod., 11/8/23	18/15/5/4
Shahada Wells (McNeese St.) at Michigan, 12/29/23	30/10/6/5
Dillon Jones (Weber St.) vs. Montana St., 12/30/23	29/13/6/4
Keonte Jones (CS-Northridge) vs. LBSU, 12/30/23	18/10/5/4

THREE & D PROFILE

• Newcomer **Zack Austin** is averaging 7.5 points, 4.5 rebounds, and 1.47 blocks on the season. He has scored in double figures six times and grabbed seven or more rebounds on four occasions.

• Austin leads the Panthers with 28 blocks, while ranking third with 19 steals.

• The 6-7 forward is the only player to make 60 or more threes and block 60 or more shots in each of the past two seasons. He is one of nine players to accomplish that feat in the past 31 seasons of college basketball. Austin and Shane Battier (Duke) are the only two players to reach the 60/60 mark in multiple seasons.

• Austin has posted 1,039 points, 510 rebounds, 163 blocks, and 144 three-pointers in 82 career games.

• Austin posted seven rebounds and a season-high four blocks in a win over Jacksonville.

• Austin had 10 points, nine rebounds, one block, and one steal against Florida.

• Austin scored 19 points to go along with eight rebounds and two steals in a win over Oregon State. He was 5-of-9 from the field, including 3-of-6 from three-point range.

• Austin opened ACC play with seven points, seven rebounds, two steals, and two blocks against Clemson.

• Austin came off the bench to post 12 points, five rebounds, and two blocks in a win over South Carolina State.

• Austin delivered 12 points, six rebounds, two assists, one steal, and one block in 21 minutes in a win over Purdue Fort Wayne.

• Austin went 3-of-3 from three-point range and finished with nine points, four rebounds, and a steal in 19 minutes at Syracuse.

• Austin set season highs in points (20), three-pointers (4), assists (3), and steals (4) in a road win over Louisville. He surpassed the 1,000-point mark for his career on a first half three and was 4-of-9 from beyond the arc in the win.

• Austin had 11 points, two steals, and two blocks against No. 11 Duke. He also reached the 500-rebound mark for his career in the game.

NCAA • 60 / 60 Club (3FG / Blocks) • Since 1992-93

Player, School (Year)	3FG	Blks
Zack Austin, High Point (2023)	62	66
Zack Austin, High Point (2022)	67	69
Keegan Murray, Iowa (2022)	66	68
Jameson Williams, Marshall (2019)	62	72
Elijah Minnie, Eastern Michigan (2018)	78	66
Cameron Oliver, Nevada (2017)	66	91
Jared Uthoff, Iowa (2016)	66	86
Kevin Durant, Texas (2007)	82	67
Wes Wilkinson, Nebraska (2006)	62	61
Shane Battier, Duke (2001)	124	88
Shane Battier, Duke (2000)	79	70

courtesy College Basketball Reference

NCAA • 1,000 PT / 500 REB / 150 3FG / 150 BLK

• Since 1994-95

Player, School (Years)	Pts	Reb	3FG	Blks
Jerald Honeycutt, Tulane (1994-97)	2,209	870	193	163
Shane Battier, Duke (1998-01)	1,984	887	246	254
Ken Horton, C. Conn. St. (2008-12)	1,966	842	158	195
Jake Stephens, Chatt. (2019-22)	1,943	964	240	206
Tyrn Flowers, LIU (2017-22)	1,919	746	283	184
Robert Covington, Tenn. St. (2010-13)	1,748	876	182	150
Elijah Minnie, EMU (2015-19)	1,468	651	208	181
Danny Green, UNC (2006-09)	1,368	590	184	154
Obi Enechionvia, Temple (2015-18)	1,296	613	200	170
Shawn Johnson, Inc. Word (2015-18)	1,237	710	197	150
Mike Bauer, Minnesota (2000-04)	1,168	538	191	157
Luke Kornet, Vanderbilt (2014-17)	1,135	609	150	210
Jansson Williams, ECU (2017-22)	1,134	628	204	222

Zack Austin, Pitt (2021-present) 1,039 510 144 163

courtesy College Basketball Reference

FEDE TWO TIMES

• **Federiko Federiko** is averaging 5.1 points, 4.8 rebounds (2.63 orgp.), and 1.21 blocks in 19.7 minutes per game. He has one double-double and has blocked three or more shots in four games.

• Federiko has two double-figure scoring efforts and is shooting 65.0 percent (39-of-60) from the field.

• Federiko ranks among the ACC leaders in blocks (9th - 1.21 bpg.) and offensive rebounds (5th - 2.63 orgp.).

• Federiko recorded his second career double-double in the season opener against NC A&T, finishing with 13 points and 10 rebounds to go along with a career-high matching four blocks.

• Federiko had nine points, seven rebounds, and three blocks against FGCU. Six of the seven rebounds came on the offensive end of the floor and he also had three dunks in the win.

• Federiko went a perfect 3-of-3 from the field and 4-of-4 from the foul line in a 10-point, 5-rebound, 2-assist, 2-block effort in a win over Oregon State.

• Federiko had eight points, five rebounds (four offensive boards), and two steals off the bench against South Carolina State.

• Federiko posted nine points, five rebounds, two assists, and two blocks in a win at No. 7 Duke. He was 4-of-5 from the field with three dunks in the win.

ACC • Offensive Rebound Leaders

Rk	Player, School	ORPG
1.	Ian Schieffelin, Clemson	3.39
2.	Norchad Omier, Miami	3.00
3.	Armando Bacot, North Carolina	2.95
4.	Brandon Huntley-Hatfield, Louisville	2.68
5.	Federiko Federiko, Pitt	2.63

ACC • Blocks Leaders

Rk	Player, School	BPG
1.	Ryan Dunn, Virginia	2.26
2.	PJ Hall, Clemson	2.06
3.	Armando Bacot, North Carolina	2.00
4.	Quinten Post, Boston College	1.94
5.	Kyle Filipowski, Duke	1.83
6.	Zack Austin, Pitt	1.47
	Andrew Carr, Wake Forest	1.47
8.	Baye Ndongo, Georgia Tech	1.38
9.	Federiko Federiko, Pitt	1.21
10.	Devin McGlockton, Boston College	1.11
11.	Tafara Gapare, Georgia Tech	1.06
12.	Guillermo Diaz Graham, Pitt	1.05
	Baba Miller, Florida State	1.05
14.	Robbie Beran, Virginia Tech	1.00
15.	Benny Williams, Syracuse	0.93

TORRES GEMELAS

- Twin brothers **Guillermo Diaz Graham** (7-0) and **Jorge Diaz Graham** (6-11) are combining to average 11.3 points and 7.2 rebounds per game.
- Both brothers bypassed the opportunity to play for the Spain U21 team this summer and staying in Pittsburgh to continue to work on their strength and conditioning. The twins both gained roughly 15 pounds of muscle in the offseason, while continuing to develop their well-rounded skill sets.

GUILLERMO

- Averaging 7.8 points and 4.7 rebounds per game, while shooting 52 percent from the field and 37 percent from three-point range. He has posted six double-figure scoring games and one double-double.
- Scored 12 points on 4-of-5 shooting from the field, including 2-of-3 from three-point range, against Binghamton. He added four rebounds, two steals and a blocked shot.
- Posted his first double-double with 23 points and 10 rebounds to go along with four assists, two steals, and a block against Jacksonville. He went 8-of-10 from the field and 6-of-9 from the foul line in the win.
- Went 6-of-7 from the field, including a career-best 3-of-4 from three-point range, in a 15-point outing at West Virginia.
- Had seven points on 3-of-4 shooting from the field in 21 minutes of action against Canisius.
- Finished with seven points, eight rebounds, four assists, and three blocks in first start of the season against South Carolina State.
- Scored a game-high 13 points to go along with eight rebounds, three assists, two steals, and three blocks against Purdue Fort Wayne.
- Recorded 14 points, five rebounds, two steals and two blocks, while matching a career-best by going 3-of-4 from three-point range at Syracuse.
- Posted 10 points, four rebounds, two steals, and a career-high matching four blocked shots against No. 8 North Carolina.
- Had seven points, eight rebounds, and a career-high five steals against No. 11 Duke.
- Scored 10 of his 12 points in the second half of a road win over Georgia Tech. Went 4-of-5 from the field and 2-of-2 from three-point range against the Yellow Jackets.

JORGE

- Contributing 3.5 points and 2.5 rebounds in 10.5 minutes per game.
- Scored a career-high 14 points on 5-of-5 shooting from the field, including 3-of-3 from three-point range, in the opener against NC A&T.

He added five rebounds and a blocked shot in the win.

- Posted eight points and grabbed six rebounds against Jacksonville.
- Made an impact off the bench at West Virginia finishing with three points, six rebounds, two assists, one block, one steal, and two offensive fouls drawn.
- Went 2-of-3 from the field and finished with five points, two assists, and three steals against Canisius.
- Had four points, four rebounds, three assists, and a steal in a win over South Carolina State.
- Scored eight points with a three-pointer and a 5-of-5 effort from the foul line at Louisville.

JLOWE AT THE POINT

- Freshman **Jaland Lowe** is averaging 7.1 points, 1.9 rebounds, and 2.6 assists in 19.7 minutes per game. He has five double-figure scoring games and four games with four or more assists.
- Lowe is averaging 10.8 points, while going 9-of-22 (.409) from three-point range, in ACC play. Four of his five double figure scoring games have come in conference play.
- Lowe went 5-of-9 from the field, including 2-of-4 from three-point range, in a 12-point effort against Florida Gulf Coast.
- Lowe had five points and six assists with no turnovers in a win over Jacksonville.
- Lowe went 3-of-4 from the field and scored six points in nine minutes of action at West Virginia.
- Lowe matched season highs with two three-pointers, six assists, and 20 minutes played against South Carolina State.
- Lowe had nine points and four assists with no turnovers in 17 minutes of action at Syracuse.
- Lowe scored 10 points to go along with three rebounds and two assists against No. 8 North Carolina.
- Lowe finished with nine points, a season-high six rebounds, and three assists in his first career start at Louisville.
- Lowe had nine points, two rebounds, two assists, and a steal against No. 11 Duke.
- Lowe set season highs in points (20), field goals (8), field goal attempts (15), and minutes (32) at home against Syracuse. He added three rebounds, three assists, and a steal against the Orange.
- Lowe finished with 17 points, two steals, and six assists with no turnovers in a win at No. 7 Duke. He made a clutch three to put the Panthers up 75-71 with under a minute left to play and also went 3-of-4 from the foul line in the final 16 seconds of action.
- Lowe scored 12 points to go along with three rebounds, three assists, two steals, and a blocked shot at Georgia Tech.

RETURNING FROM A REDSHIRT

- Redshirt junior **William Jeffress** returns to the Pitt rotation after missing the 2022-23 season due to a foot injury suffered in late July.
- Jeffress, a versatile defender with great rebounding instincts, used the redshirt season to continue to develop his body and has shown increased athleticism and explosiveness in the offseason.
- Jeffress posted seven points, four rebounds, three steals and a blocked shot in his return against NC A&T.

- Jeffress impacted Pitt's win over FGCU with a strong defensive and rebounding effort. The team was +14 with him on the floor as Jeffress finished with two points, five rebounds, two steals, and a blocked shot.
- Jeffress changed the energy of the West Virginia game with his defensive intensity and rebounding. He finished with a career-high matching nine rebounds to go along with one steal and a blocked shot. Pitt was +22 with Jeffress on the floor as he helped limit Quinn Slazinski to just six second half points after he scored 16 in the opening 20 minutes of action.
- Jeffress went 2-of-2 from three-point range and finished with six points, three rebounds, and a steal against Canisius.
- Jeffress grabbed a career-high 10 rebounds, including four offensive boards, in 21 minutes at Syracuse.
- Jeffress was 3-of-3 from the field and finished with six points, three rebounds, one assist, one steal, and one blocks at home against Syracuse.

PORTAL ADDITIONS

- Pitt used the Division I transfer portal to add a trio of veteran players to the 2023-24 roster. **Zack Austin** (High Point), **Ishmael Leggett** (Rhode Island) and **Michael Hueitt, Jr.** (Old Dominion/UNC Greensboro) have combined for 2,400 points, 1,024 rebounds, 319 assists, and 307 three-point field goals in their careers.

Division I Career Totals

Player	GP/GS	Pts	Rebs	Asts	Stls	Blks	3FG
Zack Austin	82/75	1,039	510	108	95	163	144
Ishmael Leggett	105/84	1,143	442	187	110	22	104
Michael Hueitt, Jr.	48/0	218	72	24	14	1	59
Totals	235/149	2,400	1,024	319	219	186	307

SNAPPED RANKED ROAD SKIDS AT NO. 7 DUKE

- Pitt posted an 80-76 win over No. 7 Duke at Cameron Indoor Stadium to snap several skids against ranked opponents.
- The win was Pitt's first win over an AP top 10 opponent since defeating No. 8 Notre Dame, 76-72, on Jan. 31, 2015.
- Pitt posted its first road win over an AP Top 10 team since a 57-54 win at No. 9 Villanova Feb. 12, 2011.
- The Panthers snapped a 24-game road losing streak against ranked opponents, dating back to a 62-52 win over No. 17 Cincinnati Feb. 9, 2013.
- The victory was Pitt's third win at Cameron Indoor Stadium and first in Durham, N.C. since a 71-69 victory on Feb. 10, 1979.

FIRING AWAY FROM THREE

- Pitt set season highs in three-point field goals (16), three-point attempts (38), and three-point percentage (.421) in the Backyard Brawl win over West Virginia.
- **Blake Hinson** set a Pitt single-game threes record, while also matching a WVU Coliseum record, with nine three-pointers in the contest.
- The 16 threes made is tied for the third most in any game and the most in a road game in program history.

Pitt • Three-Point Field Goals in a Game

Rk	Opponent, Date	3FGM
1.	Wake Forest, 1/25/23	18
2.	Louisville, 2/7/23	17
3.	at West Virginia, 12/6/23	16
	Syracuse, 2/25/23	16
	Notre Dame, 1/29/97	16
6.	Jacksonville, 11/17/23	15
7.	at Louisville, 1/18/23	14
	at Northwestern, 11/28/22	14
	Northern Illinois, 12/5/20	14
	McNeese State, 12/16/17	14
	Wofford, 3/14/12	14
	Marshall, 12/6/90	14
	Miami [Fla.], 2/18/95	14
	Maryland-Baltimore County, 12/13/08	14
	Albany, 11/28/03	14
	vs. Georgia, 12/17/94	14

Pitt • Three-Point Attempts in a Game

Rk	Opponent, Date	3FGA
1.	Syracuse, 2/25/23	41
	UT Martin, 11/7/22	41
3.	at West Virginia, 12/6/23	38
4.	Wake Forest, 1/25/23	37
	at Boston College, 2/2/19	37

TOP MARKS IN BIG WIN OVER JACKSONVILLE

- Pitt posted its highest scoring output (107) and largest margin of victory (+51) in a mid-November win over Jacksonville.
- Pitt made 15 three-point field goals, sixth most in program history, while also holding Jacksonville to just 1-of-15 (.067) shooting from beyond the arc.
- Pitt grabbed 50 or more rebounds for the third time in four games finishing the night with a 51-29 edge on the glass, including a 19-3 advantage in offensive rebounds.

Pitt • Largest Scoring Margin

Rk	Opponent, Date	Score	Margin
1.	Indiana [Pa.], 11/29/86	108-49	+59
2.	Ohio Wesleyan, 12/6/71	103-48	+55
3.	Army, 1/26/29	69-16	+53
	Central Arkansas, 12/6/15	100-47	+53
5.	Savannah State, 12/1/01	87-35	+52
6.	Jacksonville, 11/17/23	107-56	+51
	Cleveland State, 2/14/74	106-55	+51
8.	Bethune-Cookman, 12/15/12	89-40	+49
	Indiana [Pa.], 11/30/85	94-45	+49
10.	NC A&T, 11/6/23	100-52	+48
	Brown, 12/28/95	95-47	+48
	Buffalo State, 2/18/76	99-51	+48

OUTSTANDING IN THE OPENER

- Pitt delivered a dominating performance in the season opener with a 100-52 win over NC A&T. The 100-point effort was the sixth all-time at the Petersen Events Center and marked the seventh time Pitt has hit the century mark in the season opener.
- The Panthers posted a 58-28 rebounding advantage, tied for the eighth largest edge in program history.
- Pitt held the Aggies to 27.1 percent (19-of-70) shooting from field, including a 5-of-35 (.143) effort in the opening half.
- The 100-point effort is the second most points scored by the Panthers under **Jeff Capel** with the 48-point scoring margin also the second largest of the Capel era (T-10th largest in program history).

100+ Point Games at Petersen Events Center

Opponent, Date	Result
NC A&T, 11/6/23	W, 100-52
Marshall, 12/28/16	W, 112-106
Wake Forest (20T), 2/16/16	W, 101-96
Central Arkansas, 12/6/15	W, 100-47
Houston Baptist, 11/9/07	W, 103-62
Notre Dame, 1/4/06	W, 100-98

100+ Point Games in Season Openers

Opponent, Date	Result
NC A&T, 11/6/23	W, 100-52
Houston Baptist, 11/9/07	W, 103-62
Youngstown State, 11/27/93	W, 112-66
Siena, 11/28/89	W, 111-89
IUP, 11/29/86	W, 108-49
St. Francis [Pa.], 11/26/84	W, 104-88
vs. Rio Grande, 11/29/78	W, 107-82

Pitt • Largest Rebound Margin

Rk	Opponent, Date	Margin
1.	vs. Rio Grande (68/19), 11/29/79	+49
2.	Carnegie Tech (60/20), 2/1/68	+40
3.	St. Francis [Pa.] (67/31), 12/1/93	+36
4.	Rollins (69/34), 1/22/75	+35
5.	vs. Chaminade (51/17), 11/24/14	+34
6.	Mercyhurst (55/22), 1/25/79	+33
7.	North Florida (59/28), 11/13/10	+31
8.	NC A&T (58/28), 11/6/23	+30
	Chicago State (60/30), 1/17/87	+30
10.	Bethune-Cookman (40/11), 12/15/12	+29
	VMI (60/31), 12/6/11	+29
	Howard (55/26), 11/20/04	+29

Pitt • Largest Rebound Margin in the Past 25 Seasons

Rk	Opponent, Date	Pitt	Opp	Margin
1.	vs. Chaminade, 11/24/14	51	17	+34
2.	North Florida, 11/13/10	59	28	+31
3.	NC A&T, 11/6/23	58	28	+30
4.	Bethune-Cookman, 12/15/12	40	11	+29
	VMI, 12/6/11	60	31	+29
	Howard, 11/20/04	55	26	+29

SUCCESS WHEN SCORING 80+

- Pitt is 33-2 under **Jeff Capel** when reaching the 80-point mark in a game, including a 9-0 mark during the 2023-24 season.

Pitt • 80-Point Games Under Jeff Capel

Opponent, Date	Result
at No. 7 Duke, 1/20/24	W, 80-76
at Louisville, 1/6/24	W, 83-70
South Carolina State, 12/16/23	W, 86-50
Canisius, 12/9/23	W, 82-71
at West Virginia, 12/6/23	W, 80-63
Jacksonville, 11/17/23	W, 107-56
FGCU, 11/13/23	W, 86-74
Binghamton, 11/10/23	W, 89-60
NC A&T, 11/6/23	W, 100-52
vs. Georgia Tech, 3/8/23	W, 89-81
at Notre Dame, 3/1/23	L, 88-81
Syracuse, 2/25/23	W, 99-82
at Florida State, 2/11/23	W, 83-75
Louisville, 2/7/23	W, 91-57
Wake Forest, 1/25/23	W, 81-79
at Syracuse, 12/20/22	W, 84-82
North Florida, 12/17/22	W, 82-56
Sacred Heart, 12/10/22	W, 91-66
at Northwestern, 11/28/22	W, 87-58
William & Mary, 11/25/22	W, 80-64
FDU, 11/22/22	W, 83-61
UT Martin, 11/7/22	W, 80-58
Virginia Tech, 2/3/21	W, 83-72
Syracuse, 1/13/21	W, 96-76
Northern Illinois, 12/5/20	W, 89-59

Drexel, 11/28/20	W, 83-74
vs. Wake Forest, 3/10/20	W, 81-72
Canisius, 12/30/19	W, 87-79
vs. Boston College, 3/12/19	W, 80-70
at NC State, 1/12/19	L, 86-80
Louisville, 1/9/19	W, 89-86 OT
New Orleans, 12/20/18	W, 99-57
Central Arkansas, 11/15/18	W, 97-71
Troy, 11/12/18	W, 84-75
VMI, 11/9/18	W, 94-55

NEW HEIGHTS

- **Guillermo Diaz Graham** is the fourth seven-footer in program history, joining Steven Adams, Aaron Gray, and Mark Blount. **Jorge Diaz Graham** and **Federiko Federiko** are tied for the fifth tallest players in program history at 6-11. Pitt has now had 13 players listed at 6-11 or taller.
- Pitt has four players 6-10 or taller on the roster for just the second time in program history.

Pitt • Most Players 6-10 or Taller

Season	Player	HT
2023-24	Guillermo Diaz Graham	7-0
	Federiko Federiko	6-11
	Jorge Diaz Graham	6-11
	Papa Amadou Kante	6-10
2003-04	Aaron Gray	7-0
	Mark McCarroll	6-10
	Chris Taft	6-10
	Toree Morris	6-10

Pitt • Top Wingspans (in inches)

Player	Height	Wingspan	Dif
William Jeffress	79	86	+7
Zack Austin	79	85	+6
Papa Amadou Kante	82	88	+6
Federiko Federiko	83	88.5	+5.5

Pitt • 6-11 or Taller Players

Player, Years	Height	PPG	RPG
Guillermo Diaz Graham, 2022-p.	7-0	5.1	3.8
Steven Adams, 2012-13	7-0	7.2	6.3
Aaron Gray, 2003-07	7-0	9.8	7.0
Mark Blount, 1995-97	7-0	6.4	5.0
Jorge Diaz Graham, 2022-p.	6-11	3.1	2.3
Federiko Federiko, 2022-p.	6-11	6.1	5.1
Eric Mobley, 1991-94	6-11	10.2	6.8
Ed Scheuermann, 1976-81	6-11	5.4	4.1
Scott Stephens, 1973-75	6-11	0.5	0.7
Gerald Jordan, 1995-97	6-11	8.3	6.2
Malcolm Gilbert, 2011-12	6-11	0.5	0.8
Gary McGhee, 2007-11	6-11	4.5	4.7
Rozelle Nix, 2015-16	6-11	1.4	2.6

NCAA • KenPom.com Average Height (inches)

Rk	School	Avg. HT
1.	Florida State	79.3
2.	Washington State	79.2
3.	Indiana	79.1
	Utah	79.1
	Santa Clara	79.1
6.	Pitt	79.0
	USC	79.0

HOME COURT ADVANTAGE

- Pitt has compiled a 298-91 (.766) record, including a 175-18 (.907) ledger in non-conference play, at the Petersen Events Center.
- Pitt is 28-29 (.491) versus teams ranked in the top 25 of the AP Poll at the Petersen Events Center, with a 14-10 (.583) mark against top-10 teams and a 9-4 (.692) ledger versus teams ranked in the top-5.

NCAA • Homecourt Wins since 2002-03 Season

Rk	Team	Wins
1.	Kansas	337
2.	Duke	320
	Memphis	320
4.	Kentucky	317
5.	Syracuse	311
6.	Creighton	305
7.	Wisconsin	302
8.	Pitt	298
	Michigan State	298
10.	Gonzaga	296

as of Jan. 24

INTERNATIONAL INFLUENCE

• Pitt's 2023-24 roster features four international prospects, third most in program history, in **Papa Amadou Kante** (Senegal), **Guillermo Diaz Graham** (Spain), **Jorge Diaz Graham** (Spain), and **Federiko Federiko** (Finland).
 • The Diaz Graham twins are Pitt's first pair of players out of Spain, while Federiko is the program's first prospect from Finland.

Pitt • All-Time International Players

Player, Year	Country
Papa Amadou Kante, 2023-p.	Senegal
Guillermo Diaz Graham, 2022-p.	Spain
Jorge Diaz Graham, 2022-p.	Spain
Federiko Federiko, 2022-p.	Finland
Max Amadasun, 2020-22	Ireland
Abdoul Karim Coulibaly, 2019-21	Mali
Sidy N'Dir, 2018-19	France
Marcus Carr 2017-18	Canada
Kene Chukwuka 2017-20	Sweden
Samson George 2017-20	Nigeria
Peace Ilegomah 2017-19	Nigeria
Shamuel Stevenson 2017-19	Canada
Rafael Maia 2015-16	Brazil
Joseph Uchebo 2013-15	Nigeria
Steven Adams 2012-13	New Zealand
Khem Birch 2011-12	Canada
Talib Zanna 2009-14	Nigeria
Dwight Miller 2008-10	Bahamas
Doyle Hudson 2005-07	Bahamas
Levon Kendall 2002-07	Canada
Zelimir Stevanovic 2000-01	Yugoslavia
Donatas Zavackas 1999-03	Lithuania
Sotinis Aggelou 1993-95	Greece
Dominick Dumancic 1990-92	Yugoslavia

Pitt • Most International Players on a Roster

Rk	Year	Total
1.	2017-18	5
	* 2018-19	5
3.	2023-24	4
4.	2022-23	3
	2019-20	3
6.	8x; last 2013-14	2

* two international prospects transferred mid-year

FATHER-SON COACH COMBOS

• **Jeff Capel** is one of 19 sons of former Division I head coaches serving in the same capacity in the NCAA this season.

Father-Son Division I Head Coach Combos

Father	Son (School)
Tony Barone, Sr.	Brian Barone (SIUE)
Dick Bennett	Tony Bennett (Virginia)
Jeff Capel II	Jeff Capel III (Pitt)
Homer Drew	Scott Drew (Baylor)
	Bryce Drew (Grand Canyon)
Jim Dutcher	Brian Dutcher (San Diego State)

Lon Kruger	Kevin Kruger (UNLV)
Don Monson	Dan Monson (Long Beach State)
Bill Musselman	Eric Musselman (Arkansas)
Dave Odom	Ryan Odom (VCU)
Rick Pitino	Richard Pitino (New Mexico)
Skip Prosser	Mark Prosser (Winthrop)
Ralph Willard	Kevin Willard (Maryland)

BROTHER COMBOS

• Twin brothers **Guillermo Diaz Graham** and **Jorge Diaz Graham** are the ninth set of brothers to play at Pitt. They are just the second set of brothers to play on the same team.

Pitt Brother Combos

Brother (Years)	Brother (Years)
Guillermo Diaz Graham (2022-p.)	Jorge Diaz Graham (2022-p.)
Orlando Antiqua (1991-95)	Oliver Antiqua (1995-98)
Billy Knight (1971-74)	Terry Knight (1974-79)
Robert Caldwell (1964-67)	Michael Caldwell (1968-71)
Brian Generalovich (1961-64)	Nick Generalovich (1964-66)
Steve Zernich (1941-43)	Wally Zernich (1943-47)
Thomas Lawry (1930-32)	Edward Lawry (1939)
Stephen Wroblewski (1926-28)	Alphonse Wroblewski (1928-30)

NCAA • 2023-24 Brother Combos

Brothers	School
Guillermo and Jorge Diaz Graham ^	Pitt
Taran and Tre Armstrong	California Baptist
Chase and Dillon Hunter	Clemson
Precious and Promise Idiaru^	Kansas City
Milos and Veljko Ilic	Loyola-Maryland
Amhad and Armon Jarrard	IUPUI
Braden and Shae Korpela^	Washington State
Keyshaun and Kobe Langley^	UNCG
Ashton and Jayden Hardaway	Memphis
Connor and Patrick McCaffery	Iowa
Kareem and Kaseem Watson^	CSU Bakersfield
Jarron and Jariyon Wilkens^	Southern
Lamar and Shamar Wright^	SIUE

^ denotes twins

CUMMINGS & NDIAYE SIGN NLI's

• Pitt signed **Brandin Cummings** and **Amyd Ndiaye** during the November signing period.
 • Cummings, a four-star guard prospect from nearby Lincoln Park High School, was a Pittsburgh Post Gazette Fab 5 and 4A Co-Player of the Year selection after averaging 23.1 points, 3.3 rebounds, and 2.3 assists per game as a junior. He made 75 three-point field goals while helping the Leopards to WPIAL and PIAA Class 4A titles a year ago. Cummings, the younger brother of Pitt standout Nelly Cummings, enters his senior season at Lincoln Park with 1,482 points and 186 three-pointers in his career.
 • Ndiaye, a three-star prospect currently playing a prep year at Putnam Science Academy, was a NYSSWA All-State selection last season after helping Long Island Lutheran to a 24-3 record, including a 10-2 mark in the National Interscholastic Basketball Conference. The 6-10, 215-pound forward averaged 8.4 points, 6.1 rebounds, and 1.2 blocks per game in conference play as LUHI finished the year ranked No. 3 nationally. Ndiaye, a versatile, high-ceiling player with the ability to impact the game on both ends of the floor, also shot 35 percent from three-point range a year ago.

THE OAKLAND ZOO

• Pitt has one of the top student sections in the country in the Oakland Zoo. The student section has been expanded this season to accommodate 2,000 Oakland Zoo members.
 • The Oakland Zoo has the best seats in the house at the Petersen Events Center filling the lower bowl outside of 75 opponent tickets behind the visiting team bench as required by league rules.
 • Student ticket claims are made 5-7 days in advance of games. Pitt sold over 3,800 Gold Passes (Men's Basketball and Football season tickets) this season. The Panthers Ticket Office will use lower level and upper level ticket inventory for additional Oakland Zoo seating when available.
 • The Oakland Zoo set an all-time attendance mark with 2,750 student tickets out for a Tuesday, Jan. 2 games against the Blue Devils.

CAPEL'S CORNER

• Through the generous support of the Vartabedian Family, Capel's Corner has been established in section 113 of the Petersen Events Center. Capel's Corner is an outreach effort to provide underserved youth and their families the opportunity to attend Pitt Basketball games. Tickets are being distributed through Pitt Athletics' relationship with the Ammon Community Recreation Center in the Hill District. Former Pitt standout Darelle Porter serves as one of the community leaders and as an executive director at the Ammons Center. Contact the Panthers Ticket Office via email (tickets@athletics.pitt.edu) if you are interested in supporting the Capel's Corner initiative.

PRESEASON ACC PROJECTIONS

• Pitt was picked to finish ninth in the Atlantic Coast Conference, while **Blake Hinson** was tabbed a Preseason Second Team All-ACC selection, as voted upon by the league's voting panel in October.

2022-23 ACC Predicted Order of Finish

Rk	School	Points
1.	Duke	757 (44)
2.	Miami	693 (5)
3.	North Carolina	670 (1)
4.	Virginia	593 (1)
5.	Clemson	570
6.	Wake Forest	440
7.	NC State	420
8.	Virginia Tech	390
9.	Pitt	380
10.	Syracuse	321
11.	Florida State	294
12.	Boston College	227
13.	Georgia Tech	157
14.	Louisville	108
15.	Notre Dame	100

First-place votes in parentheses; 51 total

PITT-DUKE PARTNER FOR INAUGURAL HOOPS4ALS GAMES

• The Pitt and Duke Men's Basketball programs partnered to announce the inaugural "Hoops4ALS" games, played Jan. 9 (Petersen Events Center) and Jan. 20 (Cameron Indoor Stadium).
 • Hoops4ALS is a group dedicated to uniting basketball coaches, players, and fans to raise awareness for Amyotrophic Lateral Sclerosis (ALS) – also known as Lou Gehrig's Disease.

2023-24 PITT MEN'S BASKETBALL ROSTER

Numerical

NO	NAME	POS	HT	WT	CL-EXP	HOMETOWN (HIGH SCHOOL / PREVIOUS COLLEGE)
2	Blake Hinson	F	6-7	235	SR-1L	Deltona, Fla. (Sunrise Christian Academy {Kan.}) / Mississippi / Iowa State
4	Papa Amadou Kante	F	6-10	215	FR-HS	Dakar, Senegal (South Kent Prep)
5	Ishmael Leggett	G	6-3	195	JR-TR	Prince George's County, Md. (St. John's College / Rhode Island)
7	Carlton Carrington	G	6-4	180	FR-HS	Baltimore, Md. (St. Frances Academy)
8	Michael Hueitt, Jr.	G	6-3	180	GR-TR	Fayetteville, N.C. (Northwood Temple / Old Dominion / UNC Greensboro)
11	Marlon Barnes, Jr.	F	6-6	180	FR-HS	Cleveland, Ohio (Brush)
12	KJ Marshall	G	5-10	175	SR-2L	Reading, Pa. (Trinity Christian Academy [N.C.] / Mars Hill)
13	Benjamin Mayhew	F	6-4	180	FR-HS	Wilkinsburg, Pa. (Propel Braddock Hills)
15	Jaland Lowe	G	6-2	170	FR-HS	Missouri City, Texas (Fort Bend Marshall)
21	Vason Stevenson	F	6-3	190	SO-1L	McKees Rocks, Pa. (Montour)
24	William Jeffress	F	6-7	205	R-JR-3L	Erie, Pa. (McDowell)
25	Guillermo Diaz Graham	F	7-0	205	SO-1L	Canary Islands, Spain (IMG Academy Academics [Fla.])
31	Jorge Diaz Graham	F	6-11	190	SO-1L	Canary Islands, Spain (IMG Academy Academics [Fla.])
33	Federiko Federiko	C	6-11	220	JR-1L	Helsinki, Finland (First Love Academy [Pa.] / Northern Oklahoma)
44	Jajuan Nelson	F	6-7	215	FR-HS	Philadelphia, Pa. (String Theory Charter)
55	Zack Austin	F	6-6	205	R-JR-TR	Winston-Salem, N.C. (Moravian Prep / High Point)

Alphabetical

NO	NAME	POS	HT	WT	CL-EXP	HOMETOWN (HIGH SCHOOL / PREVIOUS COLLEGE)
55	Zack Austin	F	6-6	205	R-JR-TR	Winston-Salem, N.C. (Moravian Prep / High Point)
11	Marlon Barnes, Jr.	F	6-6	180	FR-HS	Cleveland, Ohio (Brush)
7	Carlton Carrington	G	6-4	180	FR-HS	Baltimore, Md. (St. Frances Academy)
25	Guillermo Diaz Graham	F	7-0	205	SO-1L	Canary Islands, Spain (IMG Academy Academics [Fla.])
31	Jorge Diaz Graham	F	6-11	190	SO-1L	Canary Islands, Spain (IMG Academy Academics [Fla.])
33	Federiko Federiko	C	6-11	220	JR-1L	Helsinki, Finland (First Love Academy [Pa.] / Northern Oklahoma)
2	Blake Hinson	F	6-7	235	SR-1L	Deltona, Fla. (Sunrise Christian Academy {Kan.}) / Mississippi / Iowa State
8	Michael Hueitt, Jr.	G	6-3	180	GR-TR	Fayetteville, N.C. (Northwood Temple / Old Dominion / UNC Greensboro)
24	William Jeffress	F	6-7	205	R-JR-3L	Erie, Pa. (McDowell)
4	Papa Amadou Kante	F	6-10	215	FR-HS	Dakar, Senegal (South Kent Prep)
5	Ishmael Leggett	G	6-3	195	JR-TR	Prince George's County, Md. (St. John's College / Rhode Island)
15	Jaland Lowe	G	6-2	170	FR-HS	Missouri City, Texas (Fort Bend Marshall)
12	KJ Marshall	G	5-10	175	SR-2L	Reading, Pa. (Trinity Christian Academy [N.C.] / Mars Hill)
13	Benjamin Mayhew	F	6-4	180	FR-HS	Wilkinsburg, Pa. (Propel Braddock Hills)
44	Jajuan Nelson	F	6-7	215	FR-HS	Philadelphia, Pa. (String Theory Charter)
21	Vason Stevenson	F	6-3	190	SO-1L	McKees Rocks, Pa. (Montour)

Pitt Staff

Head Coach: Jeff Capel (Duke, '97)

Associate Head Coach: Tim O'Toole (Fairfield, '87)

Associate Head Coach: Milan Brown (Howard, '93)

Assistant Coach: Jason Capel (North Carolina, '02)

Chief of Staff / Assistant Coach: Kyle Cieplicki (Vermont, '08)

Director of Player and Alumni Development / Assistant Coach: Gilbert Brown, Pitt '11

Assistant AD of Scouting: Billy Hubly (Univ. of St. Francis [Ill.], '12)

Director of Basketball Operations: Brian Regan (St. Vincent College, '88)

Assistant Director Recruiting / Video: Robert Blose (Pitt, '21)

Strength & Conditioning Coach: Vincent Williams (Towson, '11)

Athletic Trainer: Daniel Anthony (Missouri State, '11)

Pronunciation

Papa AMADOU KANTE	Ahm-a-do Con-tee
GUILLERMO Diaz Graham	Ghee-air-mo
JORGE Diaz Graham	Hor-Hay
William JEFFRESS	Jeff-ress
Michael HUEITT, Jr.	Hew-it
JALAND Lowe	Jay-lend
JAJUAN Nelson	Ja-wawn
VASON Stevenson	Vayson

TV / RADIO HEAD SHOT ROSTER



2

Blake Hinson
F • SR-TR • 6-8 • 230
Deltona, Fla.



4

Papa Amadou Kante
F • FR-HS • 6-10 • 235
Dakar, Senegal



5

Ishmael Leggett
G • JR-TR • 6-3 • 185
Prince George's County, Md.




7

Carlton Carrington
G • FR-HS • 6-5 • 190
Baltimore, Md.



8

Michael Hueitt, Jr.
G • GR-TR • 6-3 • 180
Fayetteville, N.C.



11

Marlon Barnes, Jr.
F • FR-HS • 6-6 • 190
Cleveland, Ohio




12

KJ Marshall
G • SR-2L • 5-10 • 175
Reading, Pa.



15

Jaland Lowe
G • FR-HS • 6-3 • 170
Missouri City, Texas



21

Vason Stevenson
F • SO-1L • 6-3 • 190
McKees Rocks, Pa.




24

William Jeffress
F • R-JR-3L • 6-7 • 210
Erie, Pa.



25

Guillermo Diaz Graham
F • SO-1L • 7-0 • 220
Canary Islands, Spain



31

Jorge Diaz Graham
F • SO-1L • 6-11 • 210
Canary Islands, Spain



33

Federiko Federiko
C • JR-1L • 6-11 • 225
Helsinki, Finland



55

Zack Austin
F • R-JR-TR • 6-7 • 210
Winston-Salem, N.C.



Jeff Capel
Head Coach



Tim O'Toole
Associate Head Coach



Milan Brown
Associate Head Coach



Jason Capel
Assistant Coach



Kyle Cieplicki
Chief of Staff / Assistant
Coach



Gilbert Brown
Director of Player &
Alumni Development /
Assistant Coach




Billy Hubly
Assistant AD / Scouting



Brian Regan
Director of Operations



Vincent Williams
Strength & Conditioning
Coach



Daniel Anthony
Athletic Trainer



BLAKE HINSON | #2

SR-1L • F • 6-8 • 230

Deltona, Fla. • Sunrise Christian Acad. / Mississippi / Iowa State



Opponent	Date	GS	MIN	Total		3-Pointers		Free throws		Rebounds				PF	A	TO	BLK	STL	PTS	AVG
				FG-FGA	PCT	3FG-3FGA	PCT	FT-FTA	PCT	OFF	DEF	TOT	AVG							
N.C. A&T	11/06/2023	*	20:56	5-11	.455	2-5	.400	1-2	.500	3	5	8	8.0	2	2	0	0	0	13	13.0
Binghamton	11/10/2023	*	23:43	8-14	.571	4-9	.444	6-7	.857	1	3	4	6.0	1	0	1	0	1	26	19.5
FGCU	11/13/2023	*	30:20	6-15	.400	3-10	.300	3-6	.500	1	4	5	5.7	2	0	2	0	1	18	19.0
Jacksonville	11/17/2023	*	20:13	7-16	.438	4-9	.444	7-9	.778	2	4	6	5.8	1	1	0	0	0	25	20.5
vs Florida	11/22/2023	*	36:17	5-15	.333	3-9	.333	3-7	.429	1	2	3	5.2	2	2	1	0	1	16	19.6
vs Oregon St.	11/24/2023	*	32:00	6-17	.353	3-11	.273	2-3	.667	2	0	2	4.7	2	2	1	0	1	17	19.2
Missouri	11/28/2023	*	38:41	7-12	.583	5-8	.625	3-6	.500	0	5	5	4.7	1	1	0	0	0	22	19.6
Clemson	12/03/2023	*	34:14	9-16	.563	6-10	.600	3-6	.500	2	4	6	4.9	3	2	3	0	0	27	20.5
at West Virginia	12/06/2023	*	34:37	10-19	.526	9-15	.600	0-0	.000	1	6	7	5.1	3	0	1	0	0	29	21.4
Canisius	12/09/2023	*	36:41	8-13	.615	3-4	.750	7-7	1.000	1	4	5	5.1	3	0	1	0	0	26	21.9
South Carolina St.	12/16/2023	*	27:52	7-10	.700	3-4	.750	2-2	1.000	0	0	0	4.6	0	1	1	0	2	19	21.6
Purdue Fort Wayne	12/20/2023	*	32:12	2-10	.200	0-4	.000	1-2	.500	1	9	10	5.1	1	2	2	0	0	5	20.3
at Syracuse	12/30/2023	*	37:42	3-12	.250	1-7	.143	4-7	.571	1	3	4	5.0	5	0	3	0	1	11	19.5
North Carolina	01/02/2024	*	31:08	4-16	.250	2-11	.182	1-3	.333	0	4	4	4.9	3	0	1	0	0	11	18.9
at Louisville	01/06/2024	*	34:14	5-14	.357	3-9	.333	8-8	1.000	2	1	3	4.8	3	0	3	0	1	21	19.1
Duke	01/09/2024	*	29:08	3-8	.375	3-7	.429	0-1	.000	0	2	2	4.6	2	0	0	1	1	9	18.4
Syracuse	01/16/2024	*	34:18	4-17	.235	2-11	.182	2-3	.667	0	8	8	4.8	3	0	2	0	1	12	18.1
at Duke	01/20/2024	*	36:42	8-10	.800	7-7	1.000	1-2	.500	1	7	8	5.0	4	0	2	0	0	24	18.4
at Georgia Tech	01/23/2024	*	31:56	3-8	.375	1-4	.250	2-2	1.000	0	6	6	5.1	4	1	2	1	0	9	17.9
Totals			19 602:54	110-253	.435	64-154	.416	56-83	.675	19	77	96	5.1	45	14	26	2	10	340	17.9

SEASON	TEAM	GP-GS	MIN/AVG	Field Goals		3-Point		F-Throws		Rebounds				Scoring						
				FG-FGA	FG%	3FG-3FGA	3FG%	FT-FTA	FT%	OFF	DEF	TOT	AVG	PF-FO	A	TO	BLK	STL	PTS	AVG
2018-19	OM	32-31	768/24.0	88-217	.406	46-132	.348	42-57	.737	23	71	94	2.9	91-2	36	28	9	15	264	8.3
2019-20	OM	28-27	872/31.1	97-245	.396	45-141	.319	45-64	.703	34	95	129	4.6	89-3	39	62	9	16	284	10.1
2022-23	UP	36-35	1142/31.7	181-423	.428	97-255	.380	91-134	.679	52	165	217	6.0	105-4	43	60	19	23	550	15.3
2023-24	UP	19-19	603/31.7	110-253	.435	64-154	.416	56-83	.675	19	77	96	5.1	45-1	14	26	2	10	340	17.9
TOTAL FOR UP	55-54	1745/31.7	291-676	.430	161-409	.394	147-217	.677	71	242	313	5.7	150-5	57	86	21	33	890	16.2	
TOTAL	115-112	3385/29.4	476-1138	.418	252-682	.370	234-338	.692	128	408	536	4.7	330-10	132	176	39	64	1438	12.5	

CAREER HIGHS

Points	29, at West Virginia, 12/6/23	2023-24	Career
FG	10, at West Virginia, 12/6/23	20+ Point Games	8
FGA	20, Syracuse, 2/25/23	Double-Figure Points	16
3FG	9, at West Virginia, 12/6/23	Double-Figure Rebounds	1
3FGA	17, Syracuse, 2/25/23	Double-Doubles	-
FT	9, CSU Bakersfield, 12/7/19	5 or more Rebounds	11
FTA	12, CSU Bakersfield, 12/7/19	3 or more Assists	-
Rebounds	13, 3x; last at Notre Dame, 3/1/23	2 or more Steals	1
Off. Rebounds	6, at Northwestern, 11/28/22	2 or more Blocks	-
Def. Rebounds	11, at Notre Dame, 3/1/23	3 or more 3FGs	13
Assists	5, at Northwestern, 11/28/22	30+ Minutes	13
Steals	4, Alabama State, 11/20/22	40+ Minutes	-
Blocks	2, 4x; last vs. Miami (FL), 1/28/23		
Minutes	49, Auburn, 1/28/20		



ISHMAEL LEGGETT | #5

JR-TR • G • 6-3 • 185

Prince George's County, Md. • St. John's College / Rhode Island



Opponent	Date	GS	MIN	Total		3-Pointers		Free throws		Rebounds				PF	A	TO	BLK	STL	PTS	AVG
				FG-FGA	PCT	3FG-3FGA	PCT	FT-FTA	PCT	OFF	DEF	TOT	AVG							
N.C. A&T	11/06/2023	*	24:54	4-7	.571	1-2	.500	2-2	1.000	2	3	5	5.0	2	2	2	0	0	11	11.0
Binghamton	11/10/2023	*	27:12	6-14	.429	1-1	1.000	5-6	.833	4	7	11	8.0	1	5	3	0	4	18	14.5
FGCU	11/13/2023	*	36:17	6-12	.500	0-3	.000	5-7	.714	0	7	7	7.7	0	5	0	0	2	17	15.3
Jacksonville	11/17/2023	*	22:57	4-11	.364	2-4	.500	4-4	1.000	3	6	9	8.0	1	4	1	0	1	14	15.0
vs Florida	11/22/2023	*	35:12	7-20	.350	3-8	.375	2-2	1.000	3	6	9	8.2	4	1	4	0	2	19	15.8
vs Oregon St.	11/24/2023	*	31:55	6-12	.500	1-4	.250	2-2	1.000	3	4	7	8.0	1	3	1	1	1	15	15.7
Missouri	11/28/2023	*	32:10	1-8	.125	0-5	.000	8-8	1.000	1	6	7	7.9	2	3	6	0	2	10	14.9
Clemson	12/03/2023	*	33:54	6-11	.545	1-3	.333	4-4	1.000	0	2	2	7.1	4	0	0	1	0	17	15.1
at West Virginia	12/06/2023	*	20:44	3-7	.429	0-2	.000	4-4	1.000	0	2	2	6.6	2	0	0	0	0	10	14.6
Canisius	12/09/2023	*	36:01	5-9	.556	3-5	.600	0-1	.000	1	4	5	6.4	0	5	1	0	1	13	14.4
South Carolina St.	12/16/2023	*	26:34	5-10	.500	0-2	.000	4-5	.800	1	5	6	6.4	2	5	2	2	3	14	14.4
Purdue Fort Wayne	12/20/2023	*	30:08	3-11	.273	1-3	.333	2-2	1.000	2	4	6	6.3	1	3	3	0	2	9	13.9
at Syracuse	12/30/2023	*	29:03	2-10	.200	0-2	.000	1-2	.500	1	2	3	6.1	1	0	0	0	0	5	13.2
North Carolina	01/02/2024	*	32:21	2-6	.333	0-0	.000	0-0	.000	3	5	8	6.2	1	1	0	0	0	4	12.6
Duke	01/09/2024		14:15	1-5	.200	0-1	.000	0-0	.000	0	0	0	5.8	1	1	0	0	0	2	11.9
Syracuse	01/16/2024		16:47	3-6	.500	2-2	1.000	0-0	.000	3	1	4	5.7	2	1	2	1	0	8	11.6
at Duke	01/20/2024		27:08	5-10	.500	0-1	.000	1-3	.333	1	3	4	5.6	1	2	3	0	3	11	11.6
at Georgia Tech	01/23/2024		28:18	4-11	.364	1-2	.500	5-6	.833	0	4	4	5.5	1	1	1	1	0	14	11.7
Totals		14	505:50	73-180	.406	16-50	.320	49-58	.845	28	71	99	5.5	27	42	29	6	21	211	11.7

SEASON	TEAM	GP-GS	MIN/AVG	Field Goals		3-Point		F-Throws		Rebounds				Scoring						
				FG-FGA	FG%	3FG-3FGA	3FG%	FT-FTA	FT%	OFF	DEF	TOT	AVG	PF-FO	A	TO	BLK	STL	PTS	AVG
2020-21	URI	25-8	489/19.6	51-110	.464	16-38	.421	48-64	.750	28	38	66	2.6	44-0	22	34	2	13	166	6.6
2021-22	URI	31-31	808/26.1	85-229	.371	24-76	.316	63-92	.685	39	57	96	3.1	74-2	50	51	6	34	257	8.3
2022-23	URI	31-31	1070/34.5	157-400	.393	48-150	.320	147-174	.845	50	131	181	5.8	78-1	73	72	8	42	509	16.4
2023-24	UP	18-14	506/28.1	73-180	.406	16-50	.320	49-58	.845	28	71	99	5.5	27-0	42	29	6	21	211	11.7
TOTAL FOR UP		18-14	506/28.1	73-180	.406	16-50	.320	49-58	.845	28	71	99	5.5	27-0	42	29	6	21	211	11.7
TOTAL		105-84	2873/27.4	366-919	.398	104-314	.331	307-388	.791	145	297	442	4.2	223-3	187	186	22	110	1143	10.9

CAREER HIGHS

Points	34, vs. Tulane, 11/22/22	2023-24	Career
FG	13, vs. Tulane, 11/22/22	20+ Point Games	-
FGA	23, George Washington, 2/22/23	30+ Point Games	-
3FG	7, vs. Tulane, 11/22/22	Double-Figure Points	13
3FGA	10, vs. Tulane, 11/22/22	Double-Doubles	1
FT	14, Texas State, 11/12/22	3 or more 3PT Field Goals	2
FTA	15, Texas State, 11/12/22	5 or more Rebounds	10
Rebounds	14, St. Bonaventure, 1/11/23	4 or more Assists	5
Off. Rebounds	4, 6x; last vs. Binghamton, 2/18/23	3 or more Steals	3
Def. Rebounds	10, St. Bonaventure, 11/10/23	20+ Minutes	15
Assists	5, 3x; last vs. FGCU, 11/13/23	30+ Minutes	7
Steals	4, 3x; last vs. Binghamton, 11/10/23	40+ Minutes	-
Blocks	2, 2x; last vs. South Carolina State, 12/16/22		
Minutes	43, George Washington, 2/22/23		



CARLTON CARRINGTON | #7

FR-HS • G • 6-5 • 190
 Baltimore, Md. • St. Frances Academy



Opponent	Date	GS	MIN	Total		3-Pointers		Free throws		Rebounds				PF	A	TO	BLK	STL	PTS	AVG
				FG-FGA	PCT	3FG-3FGA	PCT	FT-FTA	PCT	OFF	DEF	TOT	AVG							
N.C. A&T	11/06/2023	*	29:07	7-12	.583	4-7	.571	0-0	.000	0	12	12	12.0	1	10	2	0	0	18	18.0
Binghamton	11/10/2023	*	27:17	6-11	.545	3-6	.500	3-5	.600	1	2	3	7.5	2	4	1	0	1	18	18.0
FGCU	11/13/2023	*	36:59	5-9	.556	2-6	.333	7-7	1.000	0	4	4	6.3	2	7	1	0	0	19	18.3
Jacksonville	11/17/2023	*	28:11	5-10	.500	5-8	.625	2-3	.667	0	3	3	5.5	0	4	1	0	0	17	18.0
vs Florida	11/22/2023	*	35:28	6-15	.400	2-7	.286	0-1	.000	2	2	4	5.2	2	7	3	0	0	14	17.2
vs Oregon St.	11/24/2023	*	26:23	1-5	.200	0-3	.000	3-3	1.000	0	6	6	5.3	4	5	2	0	0	5	15.2
Missouri	11/28/2023	*	36:14	4-14	.286	1-7	.143	4-4	1.000	1	6	7	5.6	3	4	3	0	0	13	14.9
Clemson	12/03/2023	*	37:08	5-16	.313	1-5	.200	2-4	.500	0	4	4	5.4	2	6	3	0	2	13	14.6
at West Virginia	12/06/2023	*	38:52	6-13	.462	3-8	.375	1-1	1.000	1	3	4	5.2	1	9	1	0	1	16	14.8
Canisius	12/09/2023	*	31:57	7-16	.438	2-9	.222	0-0	.000	0	4	4	5.1	2	5	2	1	1	16	14.9
South Carolina St.	12/16/2023	*	26:03	2-7	.286	1-5	.200	0-0	.000	0	7	7	5.3	2	2	1	0	1	5	14.0
Purdue Fort Wayne	12/20/2023	*	29:09	6-14	.429	0-7	.000	0-0	.000	1	3	4	5.2	4	0	2	1	1	12	13.8
at Syracuse	12/30/2023	*	34:06	6-12	.500	2-4	.500	3-5	.600	2	5	7	5.3	1	5	5	0	1	17	14.1
North Carolina	01/02/2024	*	36:23	6-17	.353	2-8	.250	6-7	.857	0	4	4	5.2	2	2	2	1	0	20	14.5
at Louisville	01/06/2024	*	39:59	6-10	.600	2-5	.400	2-2	1.000	0	6	6	5.3	2	5	1	1	1	16	14.6
Duke	01/09/2024	*	34:48	4-16	.250	2-9	.222	0-0	.000	0	4	4	5.2	2	2	2	0	0	10	14.3
Syracuse	01/16/2024	*	35:20	0-10	.000	0-7	.000	0-0	.000	2	5	7	5.3	2	2	1	1	0	0	13.5
at Duke	01/20/2024	*	25:47	3-9	.333	1-2	.500	2-2	1.000	0	2	2	5.1	5	2	2	0	0	9	13.2
at Georgia Tech	01/23/2024	*	38:24	6-10	.600	2-5	.400	5-6	.833	1	5	6	5.2	0	3	2	1	0	19	13.5
Totals		19	627:35	91-226	.403	35-118	.297	40-50	.800	11	87	98	5.2	39	84	37	6	9	257	13.5

SEASON TEAM	GP-GS	MIN/AVG	Field Goals		3-Point		F-Throws		Rebounds				Scoring						
			FG-FGA	FG%	3FG-3FGA	3FG%	FT-FTA	FT%	OFF	DEF	TOT	AVG	PF-FO	A	TO	BLK	STL	PTS	AVG
2023-24 UP	19-19	628/33.0	91-226	.403	35-118	.297	40-50	.800	11	87	98	5.2	39-1	84	37	6	9	257	13.5
TOTAL	19-19	628/33.0	91-226	.403	35-118	.297	40-50	.800	11	87	98	5.2	39-1	84	37	6	9	257	13.5

CAREER HIGHS

Points	20, North Carolina, 1/2/24
FG	7, 2x; last vs. Canisius, 12/9/23
FGA	17, North Carolina, 1/2/24
3FG	5, Jacksonville, 11/17/23
3FGA	9, 2x; last vs. Duke, 1/9/24
FT	7, FGCU, 11/13/23
FTA	7, 2x; last vs. North Carolina, 1/2/24
Rebounds	12, NC A&T, 11/6/23
Off. Rebounds	2, 2x; last at Syracuse, 12/30/23
Def. Rebounds	12, NC A&T, 11/6/23
Assists	10, NC A&T, 11/6/23
Steals	2, Clemson, 12/3/23
Blocks	1, 5x; last at Georgia Tech, 1/23/24
Minutes	39, at Louisville, 1/6/24

	2023-24	Career
15+ Point Games	10	10
20+ Point Games	1	1
Double-Figure Points	15	15
Double-Figure Rebounds	1	1
Double-Figure Assists	1	1
Double-Doubles	1	1
Triple-Doubles	1	1
4 or more Rebounds	16	16
4 or more Assists	12	12
3 or more 3FGs	4	4
20+ Minutes	19	19
30+ Minutes	13	13



MICHAEL HUEITT, JR. | #8

GR-TR • G • 6-3 • 180

Fayetteville, N.C. • Northwood Temple / Old Dominion / UNC Greensboro

Opponent	Date	GS	MIN	Total		3-Pointers		Free throws		Rebounds				PF	A	TO	BLK	STL	PTS	AVG
				FG-FGA	PCT	3FG-3FGA	PCT	FT-FTA	PCT	OFF	DEF	TOT	AVG							
N.C. A&T	11/06/2023		08:03	2-3	.667	0-1	.000	0-2	.000	0	1	1	1.0	1	0	0	0	0	4	4.0
Binghamton	11/10/2023		10:02	2-3	.667	0-1	.000	0-0	.000	0	0	0	0.5	2	0	0	0	0	4	4.0
Jacksonville	11/17/2023		13:02	0-1	.000	0-1	.000	0-0	.000	0	0	0	0.3	1	0	0	0	1	0	2.7
vs Oregon St.	11/24/2023		03:24	0-0	.000	0-0	.000	0-0	.000	0	2	2	0.8	1	0	0	0	0	0	2.0
South Carolina St.	12/16/2023		04:49	3-3	1.000	2-2	1.000	0-0	.000	0	0	0	0.6	0	0	0	0	1	8	3.2
Totals		0	39:20	7-10	.700	2-5	.400	0-2	.000	0	3	3	0.6	5	0	0	0	2	16	3.2

SEASON	TEAM	GP-GS	MIN/AVG	Field Goals		3-Point		F-Throws		Rebounds				Scoring						
				FG-FGA	FG%	3FG-3FGA	3FG%	FT-FTA	FT%	OFF	DEF	TOT	AVG	PF	FO	A	TO	BLK	STL	PTS
2017-18	ODU	13-0	77/5.9	9-22	.409	9-19	.474	0-0	.000	5	22	27	2.1	2-0	7	2	0	1	27	2.1
2019-20	UNCG	30-0	418/13.9	59-155	.381	48-133	.361	9-12	.750	6	35	41	1.4	40-0	17	15	1	11	175	5.8
2021-22	Cataw	16-6	390/24.4	43-122	.352	29-89	.326	16-23	.696	8	41	49	3.1	39-1	11	11	3	9	131	8.2
2023-24	UP	5-0	39/7.9	7-10	.700	2-5	.400	0-2	.000	0	3	3	0.6	5-0	0	0	0	2	16	3.2
TOTAL FOR UP		5-0	39/7.9	7-10	.700	2-5	.400	0-2	.000	0	3	3	0.6	5-0	0	0	0	2	16	3.2
TOTAL		64-6	924/14.4	118-309	.382	88-246	.358	25-37	.676	19	101	120	1.9	86-1	35	28	4	23	349	5.5

CAREER HIGHS

Points	14, 2x; last vs. William Peace, 12/28/19	2023-24	Career
FG	5, vs. Averett, 11/11/19	-	8
FGA	10, William Peace, 12/28/19	-	10
3FG	4, 2x; last vs. William Peace, 12/28/19	-	8
3FGA	10, William Peace, 12/28/19	-	2
FT	4, at Vermont, 12/18/19	-	3
FTA	4, at Vermont, 12/18/19	1	27
Rebounds	9, UMES, 11/27/17	-	5
Off. Rebounds	2, at VMI, 2/22/20	-	
Def. Rebounds	3, 2x; last vs. Mercer, 1/1/20	-	
Assists	2, 3x; vs. Furman, 2/26/20	-	
Steals	2, 2x; last at Furman, 1/11/20	-	
Blocks	1, Montana State, 11/16/19	-	
Minutes	24, Averett, 11/11/19	-	



JALAND LOWE | #15

FR-HS • G • 6-3 • 170

Missouri City, Texas • Fort Bend Marshall



Opponent	Date	GS	MIN	Total		3-Pointers		Free throws		Rebounds				PF	A	TO	BLK	STL	PTS	AVG
				FG-FGA	PCT	3FG-3FGA	PCT	FT-FTA	PCT	OFF	DEF	TOT	AVG							
N.C. A&T	11/06/2023		20:14	2-6	.333	0-2	.000	0-0	.000	0	1	1	1.0	1	3	3	0	1	4	4.0
Binghamton	11/10/2023		15:29	1-8	.125	0-4	.000	0-0	.000	0	3	3	2.0	0	2	2	0	0	2	3.0
FGCU	11/13/2023		14:57	5-9	.556	2-4	.500	0-0	.000	0	1	1	1.7	2	2	0	0	0	12	6.0
Jacksonville	11/17/2023		15:47	1-5	.200	1-2	.500	2-2	1.000	0	0	0	1.3	2	6	0	0	0	5	5.8
vs Florida	11/22/2023		09:20	1-3	.333	0-1	.000	0-0	.000	0	2	2	1.4	0	0	1	0	0	2	5.0
vs Oregon St.	11/24/2023		18:16	1-5	.200	0-1	.000	0-0	.000	1	2	3	1.7	1	2	3	0	1	2	4.5
Missouri	11/28/2023		11:36	1-1	1.000	0-0	.000	2-2	1.000	0	0	0	1.4	1	0	2	0	0	4	4.4
Clemson	12/03/2023		08:31	0-3	.000	0-1	.000	0-0	.000	0	0	0	1.3	0	0	0	0	0	0	3.9
at West Virginia	12/06/2023		09:08	3-4	.750	0-0	.000	0-0	.000	0	0	0	1.1	0	1	0	0	0	6	4.1
Canisius	12/09/2023		13:42	2-5	.400	0-1	.000	0-0	.000	0	2	2	1.2	0	1	1	0	2	4	4.1
South Carolina St.	12/16/2023		20:21	2-6	.333	2-5	.400	0-0	.000	0	3	3	1.4	1	6	0	0	1	6	4.3
Purdue Fort Wayne	12/20/2023		20:43	1-9	.111	0-1	.000	0-0	.000	1	4	5	1.7	1	3	1	0	0	2	4.1
at Syracuse	12/30/2023		16:51	3-8	.375	1-3	.333	2-4	.500	0	0	0	1.5	1	4	0	0	0	9	4.5
North Carolina	01/02/2024		24:27	4-8	.500	0-1	.000	2-2	1.000	0	3	3	1.6	4	2	2	0	1	10	4.9
at Louisville	01/06/2024	*	27:20	3-6	.500	2-3	.667	1-2	.500	2	4	6	1.9	4	3	1	0	1	9	5.1
Duke	01/09/2024	*	30:57	3-10	.300	1-2	.500	2-2	1.000	0	2	2	1.9	0	2	4	0	1	9	5.4
Syracuse	01/16/2024	*	32:04	8-15	.533	1-2	.500	3-4	.750	1	2	3	2.0	0	3	1	0	1	20	6.2
at Duke	01/20/2024	*	29:07	6-16	.375	2-5	.400	3-4	.750	0	0	0	1.9	1	6	0	0	2	17	6.8
at Georgia Tech	01/23/2024	*	35:14	4-9	.444	2-5	.400	2-3	.667	0	3	3	1.9	2	3	2	1	2	12	7.1
Totals		5	374:04	51-136	.375	14-43	.326	19-25	.760	5	32	37	1.9	21	49	23	1	13	135	7.1

SEASON	TEAM	GP-GS	MIN/AVG	Field Goals		3-Point		F-Throws		Rebounds				Scoring						
				FG-FGA	FG%	3FG-3FGA	3FG%	FT-FTA	FT%	OFF	DEF	TOT	AVG	PF-FO	A	TO	BLK	STL	PTS	AVG
2023-24	UP	19-5	374/19.7	51-136	.375	14-43	.326	19-25	.760	5	32	37	1.9	21-0	49	23	1	13	135	7.1
TOTAL		19-5	374/19.7	51-136	.375	14-43	.326	19-25	.760	5	32	37	1.9	21-0	49	23	1	13	135	7.1

CAREER HIGHS

Points	20, Syracuse, 1/16/24	2023-24	Career
FG	8, Syracuse, 1/16/24	20+ Point Games	1
FGA	15, Syracuse, 1/16/24	Double-Figure Points	5
3FG	2, 5x; last at Georgia Tech, 1/23/24	Double-Figure Rebounds	-
3FGA	6, at Louisville, 1/6/23	3 or more Rebounds	7
FT	3, 2x; last at Duke, 1/20/24	2 or more Steals	3
FTA	4, 3x; last at Duke, 1/20/24	3 or more Assists	8
Rebounds	6, at Louisville, 1/6/23	10+ Minutes	16
Off. Rebounds	2, at Louisville, 1/6/23	20+ Minutes	9
Def. Rebounds	4, 2x; last at Louisville, 1/6/23		
Assists	6, 3x; last at Duke, 1/20/24		
Steals	2, 3x; last at Georgia Tech, 1/23/24		
Blocks	1, at Georgia Tech, 1/23/24		
Minutes	35, at Georgia Tech, 1/23/24		



WILLIAM JEFFRESS | #24

R-JR-2L • F • 6-7 • 210
Erie, Pa. • McDowell



Opponent	Date	GS	MIN	Total		3-Pointers		Free throws		Rebounds				PF	A	TO	BLK	STL	PTS	AVG
				FG-FGA	PCT	3FG-3FGA	PCT	FT-FTA	PCT	OFF	DEF	TOT	AVG							
N.C. A&T	11/06/2023		17:06	2-4	.500	0-2	.000	3-4	.750	2	2	4	4.0	0	0	1	1	3	7	7.0
Binghamton	11/10/2023		13:49	1-2	.500	0-1	.000	0-0	.000	2	2	4	4.0	1	0	2	0	1	2	4.5
FGCU	11/13/2023		21:16	1-1	1.000	0-0	.000	0-0	.000	2	3	5	4.3	0	1	0	1	2	2	3.7
Jacksonville	11/17/2023		17:01	1-2	.500	0-0	.000	3-4	.750	0	1	1	3.5	4	1	1	0	2	5	4.0
vs Florida	11/22/2023		13:14	1-3	.333	1-2	.500	0-0	.000	0	3	3	3.4	1	0	0	0	0	3	3.8
vs Oregon St.	11/24/2023		08:00	0-1	.000	0-0	.000	1-2	.500	0	2	2	3.2	0	0	0	0	0	1	3.3
Missouri	11/28/2023		03:18	0-1	.000	0-0	.000	0-0	.000	0	0	0	2.7	0	0	0	0	0	0	2.9
Clemson	12/03/2023		11:56	0-2	.000	0-2	.000	0-0	.000	1	0	1	2.5	2	2	0	1	1	0	2.5
at West Virginia	12/06/2023		25:51	0-2	.000	0-1	.000	1-2	.500	3	6	9	3.2	3	0	0	1	1	1	2.3
Canisius	12/09/2023		21:39	2-6	.333	2-2	1.000	0-0	.000	2	1	3	3.2	0	0	0	0	1	6	2.7
South Carolina St.	12/16/2023	*	20:29	1-3	.333	0-1	.000	1-2	.500	0	0	0	2.9	1	1	0	1	1	3	2.7
Purdue Fort Wayne	12/20/2023	*	15:36	1-5	.200	0-1	.000	0-0	.000	3	0	3	2.9	0	0	2	0	0	2	2.7
at Syracuse	12/30/2023		20:56	1-1	1.000	0-0	.000	0-0	.000	4	6	10	3.5	4	1	0	0	0	2	2.6
North Carolina	01/02/2024		03:50	0-2	.000	0-0	.000	0-0	.000	1	0	1	3.3	1	0	0	0	0	0	2.4
at Louisville	01/06/2024		06:39	0-2	.000	0-1	.000	0-0	.000	0	0	0	3.1	3	0	1	0	0	0	2.3
Duke	01/09/2024		10:52	1-1	1.000	1-1	1.000	0-0	.000	1	0	1	2.9	3	0	0	0	1	3	2.3
Syracuse	01/16/2024		20:19	3-3	1.000	0-0	.000	0-0	.000	1	2	3	2.9	1	1	0	1	1	6	2.5
at Duke	01/20/2024		04:08	0-0	.000	0-0	.000	0-0	.000	0	1	1	2.8	0	0	0	0	0	0	2.4
at Georgia Tech	01/23/2024		02:08	0-0	.000	0-0	.000	0-0	.000	0	0	0	2.7	0	0	0	0	0	0	2.3
Totals		2	258:06	15-41	.366	4-14	.286	9-14	.643	22	29	51	2.7	24	7	7	6	14	43	2.3

SEASON	TEAM	GP-GS	MIN/AVG	Field Goals		3-Point		F-Throws		Rebounds				Scoring						
				FG-FGA	FG%	3FG-3FGA	3FG%	FT-FTA	FT%	OFF	DEF	TOT	AVG	PF-FO	A	TO	BLK	STL	PTS	AVG
2020-21	UP	16-4	273/17.1	13-57	.228	3-20	.150	10-16	.625	14	21	35	2.2	22-0	11	7	4	6	39	2.4
2021-22	UP	31-16	651/21.0	31-104	.298	11-53	.208	31-47	.660	30	72	102	3.3	42-0	20	31	12	21	104	3.4
2023-24	UP	19-2	258/13.6	15-41	.366	4-14	.286	9-14	.643	22	29	51	2.7	24-0	7	7	6	14	43	2.3
TOTAL		66-22	1182/17.9	59-202	.292	18-87	.207	50-77	.649	66	122	188	2.8	88-0	38	45	22	41	186	2.8

CAREER HIGHS

Points	9, 2x; last vs. Colgate, 12/9/21	2023-24	Career
FG	3, 8x; last vs. Syracuse, 1/16/24	5 or more Rebounds	16
FGA	11, at Northwestern, 12/9/20	2 or more Steals	8
3FG	3, UMBC, 11/27/21	20+ Minutes	26
3FGA	6, 2x; last vs. Notre Dame, 12/28/21	30+ Minutes	10
FT	4, 3x; last vs. Vanderbilt, 11/24/21		
FTA	6, at West Virginia, 11/12/21		
Rebounds	10, at Syracuse, 12/30/23		
Off. Rebounds	4, 3x; last at Syracuse, 12/30/23		
Def. Rebounds	7, vs. UMBC, 11/27/21		
Assists	4, vs. Towson, 3/2/21		
Steals	3, NC A&T, 11/6/23		
Blocks	2, 3x; last vs. Jacksonville, 12/21/21		
Minutes	39, vs. Towson, 3/2/21		



GUILLERMO DIAZ GRAHAM | #25



SO-1L • F • 7-0 • 220

Canary Islands, Spain • IMG Academy Academics [Fla.]

Opponent	Date	GS	MIN	Total		3-Pointers		Free throws		Rebounds				PF	A	TO	BLK	STL	PTS	AVG
				FG-FGA	PCT	3FG-3FGA	PCT	FT-FTA	PCT	OFF	DEF	TOT	AVG							
N.C. A&T	11/06/2023		13:53	2-4	.500	1-3	.333	0-0	.000	2	3	5	5.0	4	1	2	2	1	5	5.0
Binghamton	11/10/2023		17:10	4-5	.800	2-3	.667	2-3	.667	2	2	4	4.5	2	0	2	1	2	12	8.5
FGCU	11/13/2023		16:10	1-5	.200	0-2	.000	0-2	.000	1	3	4	4.3	2	0	1	0	0	2	6.3
Jacksonville	11/17/2023		23:48	8-10	.800	1-1	1.000	6-9	.667	5	5	10	5.8	3	4	2	1	2	23	10.5
vs Florida	11/22/2023		16:34	1-5	.200	1-3	.333	0-0	.000	3	3	6	5.8	3	3	2	1	1	3	9.0
vs Oregon St.	11/24/2023		14:13	0-4	.000	0-3	.000	2-2	1.000	0	3	3	5.3	4	0	2	0	1	2	7.8
Missouri	11/28/2023		16:27	2-2	1.000	0-0	.000	1-1	1.000	1	1	2	4.9	3	0	0	0	0	5	7.4
Clemson	12/03/2023		10:56	0-2	.000	0-2	.000	0-0	.000	1	2	3	4.6	2	1	0	0	0	0	6.5
at West Virginia	12/06/2023		25:02	6-7	.857	3-4	.750	0-0	.000	0	0	0	4.1	3	0	0	1	0	15	7.4
Canisius	12/09/2023		20:50	3-4	.750	1-1	1.000	0-2	.000	1	1	2	3.9	2	1	1	0	0	7	7.4
South Carolina St.	12/16/2023	*	22:56	3-5	.600	0-1	.000	1-2	.500	2	6	8	4.3	1	4	1	3	1	7	7.4
Purdue Fort Wayne	12/20/2023	*	30:22	5-8	.625	0-1	.000	3-6	.500	1	7	8	4.6	2	3	1	3	2	13	7.8
at Syracuse	12/30/2023	*	18:59	5-9	.556	3-4	.750	1-4	.250	2	3	5	4.6	3	0	3	2	2	14	8.3
North Carolina	01/02/2024	*	24:44	4-11	.364	1-6	.167	1-2	.500	2	2	4	4.6	2	0	1	4	2	10	8.4
at Louisville	01/06/2024	*	26:29	2-6	.333	0-3	.000	1-2	.500	4	2	6	4.7	2	2	1	0	1	5	8.2
Duke	01/09/2024	*	25:07	1-6	.167	1-2	.500	4-4	1.000	3	5	8	4.9	1	1	2	0	5	7	8.1
Syracuse	01/16/2024	*	18:41	1-3	.333	0-1	.000	0-0	.000	3	2	5	4.9	4	2	2	1	0	2	7.8
at Duke	01/20/2024		12:37	2-3	.667	0-1	.000	0-0	.000	2	2	4	4.8	2	0	0	1	0	4	7.6
at Georgia Tech	01/23/2024		16:54	4-5	.800	2-2	1.000	2-2	1.000	1	1	2	4.7	5	0	1	0	1	12	7.8
Totals		7	371:52	54-104	.519	16-43	.372	24-41	.585	36	53	89	4.7	50	22	24	20	21	148	7.8

SEASON	TEAM	GP-GS	MIN/AVG	Field Goals		3-Point		F-Throws		Rebounds				Scoring						
				FG-FGA	FG%	3FG-3FGA	3FG%	FT-FTA	FT%	OFF	DEF	TOT	AVG	PF-FO	A	TO	BLK	STL	PTS	AVG
2022-23	UP	33-3	396/12.0	38-85	.447	7-27	.259	34-50	.680	45	62	107	3.2	60-2	23	21	26	18	117	3.5
2023-24	UP	19-7	372/19.6	54-104	.519	16-43	.372	24-41	.585	36	53	89	4.7	50-1	22	24	20	21	148	7.8
TOTAL		52-10	768/14.8	92-189	.487	23-70	.329	58-91	.637	81	115	196	3.8	110-3	45	45	46	39	265	5.1

CAREER HIGHS

Points	23, Jacksonville, 11/17/23	2023-24	Career
FG	8, Jacksonville, 11/17/23	Double-Figure Points	7
FGA	10, Jacksonville, 11/17/23	Double-Figure Rebounds	1
3FG	3, 2x; last at Syracuse, 12/30/23	Double-Doubles	1
3FGA	6, North Carolina, 1/2/24	5 or more Rebounds	9
FT	6, 2x; last vs. Jacksonville, 11/17/23	2 or more Blocks	5
FTA	9, Jacksonville, 11/17/23	2 or more Steals	6
Rebounds	10, Jacksonville, 11/17/23	2 or more Assists	5
Off. Rebounds	5, 2x; last vs. Jacksonville, 11/17/23	10+ Minutes	19
Def. Rebounds	7, 2x; last vs. Purdue Fort Wayne, 12/20/23	20+ Minutes	8
Assists	4, 2x; last vs. South Carolina State, 12/16/23	30+ Minutes	1
Steals	5, Duke, 1/9/24	Dunks	11
Blocks	5, vs. Louisville, 2/7/23		
Minutes	37, vs. Mississippi State, 3/14/23		



JORGE DIAZ GRAHAM | #31

SO-1L • F • 6-11 • 210

Canary Islands, Spain • IMG Academy Academics [Fla.]



Opponent	Date	GS	MIN	Total		3-Pointers		Free throws		Rebounds				PF	A	TO	BLK	STL	PTS	AVG
				FG-FGA	PCT	3FG-3FGA	PCT	FT-FTA	PCT	OFF	DEF	TOT	AVG							
N.C. A&T	11/06/2023		15:35	5-5	1.000	3-3	1.000	1-1	1.000	0	5	5	5.0	0	0	0	1	0	14	14.0
Binghamton	11/10/2023		12:50	0-1	.000	0-1	.000	2-2	1.000	2	1	3	4.0	4	1	0	0	0	2	8.0
FGCU	11/13/2023		01:43	0-0	.000	0-0	.000	0-0	.000	0	0	0	2.7	2	0	0	0	0	0	5.3
Jacksonville	11/17/2023		21:42	3-5	.600	1-3	.333	1-2	.500	2	4	6	3.5	2	0	0	1	0	8	6.0
vs Florida	11/22/2023		07:14	0-1	.000	0-1	.000	3-4	.750	1	1	2	3.2	1	2	1	0	0	3	5.4
vs Oregon St.	11/24/2023		12:02	2-3	.667	1-2	.500	0-0	.000	3	1	4	3.3	0	0	1	0	0	5	5.3
Missouri	11/28/2023		05:52	0-3	.000	0-2	.000	2-2	1.000	1	1	2	3.1	2	0	0	1	1	2	4.9
at West Virginia	12/06/2023		14:50	1-6	.167	1-5	.200	0-0	.000	0	6	6	3.5	1	2	1	1	1	3	4.6
Canisius	12/09/2023		14:17	2-3	.667	1-2	.500	0-0	.000	0	0	0	3.1	0	2	0	0	3	5	4.7
South Carolina St.	12/16/2023		15:10	1-4	.250	1-2	.500	1-2	.500	2	2	4	3.2	1	3	4	0	1	4	4.6
Purdue Fort Wayne	12/20/2023		10:51	1-2	.500	0-1	.000	0-0	.000	1	2	3	3.2	0	0	0	0	0	2	4.4
at Syracuse	12/30/2023		02:02	0-2	.000	0-2	.000	0-0	.000	0	0	0	2.9	0	0	0	0	0	0	4.0
North Carolina	01/02/2024		11:41	0-4	.000	0-2	.000	0-1	.000	4	1	5	3.1	1	1	1	0	0	0	3.7
at Louisville	01/06/2024		14:09	1-4	.250	1-4	.250	5-5	1.000	0	0	0	2.9	0	1	2	0	0	8	4.0
Duke	01/09/2024		06:14	0-0	.000	0-0	.000	0-0	.000	0	0	0	2.7	0	0	0	1	1	0	3.7
Syracuse	01/16/2024		02:17	0-1	.000	0-1	.000	0-0	.000	0	0	0	2.5	0	0	1	0	0	0	3.5
Totals		0	168:29	16-44	.364	9-31	.290	15-19	.789	16	24	40	2.5	14	12	11	5	7	56	3.5

SEASON	TEAM	GP-GS	MIN/AVG	Field Goals		3-Point		F-Throws		Rebounds				Scoring						
				FG-FGA	FG%	3FG-3FGA	3FG%	FT-FTA	FT%	OFF	DEF	TOT	AVG	PF-FO	A	TO	BLK	STL	PTS	AVG
2022-23	UP	31-1	282/9.1	23-70	.329	12-34	.353	33-44	.750	18	50	68	2.2	31-0	13	10	15	15	91	2.9
2023-24	UP	16-0	168/10.5	16-44	.364	9-31	.290	15-19	.789	16	24	40	2.5	14-0	12	11	5	7	56	3.5
TOTAL		47-1	450/9.6	39-114	.342	21-65	.323	48-63	.762	34	74	108	2.3	45-0	25	21	20	22	147	3.1

CAREER HIGHS

	2023-24	Career
Points	14, NC A&T, 11/6/23	
FG	5, NC A&T, 11/6/23	
FGA	7, vs. VCU, 11/17/22	
3FG	3, NC A&T, 11/6/23	
3FGA	4, vs. VCU, 11/17/22	
FT	6, vs. Louisville, 2/7/23	
FTA	7, 2x; last at Syracuse, 12/20/22	
Rebounds	8, Alabama State, 11/20/22	
Off. Rebounds	4, North Carolina, 1/2/24	
Def. Rebounds	6, 2x; last at West Virginia, 12/6/23	
Assists	3, 2x; last vs. South Carolina State, 12/16/23	
Steals	4, vs. Michigan, 11/16/22	
Blocks	4, vs. Louisville, 2/7/23	
Minutes	24, 2x; last vs. Sacred Heart, 12/10/22	
Double-Figure Points	1	3
Double-Figure Rebounds	-	-
5 or more Rebounds	4	8
2 or more Blocks	-	4
2 or more Steals	-	3
2 or more 3FGs	1	3
10+ Minutes	7	15
20+ Minutes	1	6
Dunks	2	3



FEDERIKO FEDERIKO | #33

JR-1L • C • 6-11 • 225

Helsinki, Finland • First Love Acad. [Pa.] / Northern Oklahoma



Opponent	Date	GS	MIN	Total		3-Pointers		Free throws		Rebounds				PF	A	TO	BLK	STL	PTS	AVG	
				FG-FGA	PCT	3FG-3FGA	PCT	FT-FTA	PCT	OFF	DEF	TOT	AVG								
N.C. A&T	11/06/2023	*	26:07	6-9	.667	0-0	.000	1-4	.250	4	6	10	10.0	0	1	0	4	0	13	13.0	
Binghamton	11/10/2023	*	21:35	1-3	.333	0-0	.000	1-2	.500	4	5	9	9.5	3	1	1	3	1	3	8.0	
FGCU	11/13/2023	*	23:50	4-6	.667	0-0	.000	1-6	.167	6	1	7	8.7	4	0	1	3	0	9	8.3	
Jacksonville	11/17/2023	*	13:51	2-3	.667	0-0	.000	0-0	.000	1	4	5	7.8	4	1	0	2	1	4	7.3	
vs Florida	11/22/2023	*	23:26	0-0	.000	0-0	.000	1-2	.500	1	3	4	7.0	4	2	1	3	0	1	6.0	
vs Oregon St.	11/24/2023	*	25:47	3-3	1.000	0-0	.000	4-4	1.000	4	1	5	6.7	4	2	0	2	0	10	6.7	
Missouri	11/28/2023	*	23:33	0-2	.000	0-0	.000	3-6	.500	5	1	6	6.6	1	0	0	0	0	3	6.1	
Clemson	12/03/2023	*	29:04	3-4	.750	0-0	.000	0-4	.000	2	1	3	6.1	3	2	1	0	1	6	6.1	
at West Virginia	12/06/2023	*	14:05	0-1	.000	0-0	.000	0-0	.000	1	0	1	5.6	4	0	3	1	0	0	5.4	
Canisius	12/09/2023	*	19:10	2-2	1.000	0-0	.000	1-2	.500	1	0	1	5.1	1	1	2	0	0	5	5.4	
South Carolina St.	12/16/2023		17:04	3-5	.600	0-0	.000	2-4	.500	4	1	5	5.1	1	0	0	0	2	8	5.6	
Purdue Fort Wayne	12/20/2023		09:38	1-1	1.000	0-0	.000	3-4	.750	1	0	1	4.8	2	0	1	0	0	5	5.6	
at Syracuse	12/30/2023		21:01	3-4	.750	0-0	.000	0-2	.000	2	3	5	4.8	3	1	2	1	0	6	5.6	
North Carolina	01/02/2024		15:16	1-2	.500	0-0	.000	0-0	.000	1	2	3	4.6	4	0	0	1	2	2	5.4	
at Louisville	01/06/2024		13:31	2-2	1.000	0-0	.000	0-0	.000	1	2	3	4.5	3	1	2	0	1	4	5.3	
Duke	01/09/2024		14:53	1-1	1.000	0-0	.000	0-0	.000	3	1	4	4.5	2	3	1	0	2	2	5.1	
Syracuse	01/16/2024		13:12	2-4	.500	0-0	.000	1-2	.500	3	4	7	4.6	3	0	1	1	0	5	5.1	
at Duke	01/20/2024	*	27:23	4-5	.800	0-0	.000	1-3	.333	1	4	5	4.7	5	2	1	2	0	9	5.3	
at Georgia Tech	01/23/2024	*	22:17	1-3	.333	0-0	.000	0-2	.000	5	2	7	4.8	1	1	2	0	1	2	5.1	
Totals			12	374:43	39-60	.650	0-0	.000	19-47	.404	50	41	91	4.8	52	18	19	23	11	97	5.1

SEASON TEAM	GP-GS	MIN/AVG	Field Goals		3-Point		F-Throws		Rebounds				Scoring							
			FG-FGA	FG%	3FG-3FGA	3FG%	FT-FTA	FT%	OFF	DEF	TOT	AVG	PF-FO	A	TO	BLK	STL	PTS	AVG	
2022-23	UP	35-27	818/23.4	94-141	.667	0-0	.000	44-68	.647	86	101	187	5.3	92-2	17	30	58	14	232	6.6
2023-24	UP	19-12	375/19.7	39-60	.650	0-0	.000	19-47	.404	50	41	91	4.8	52-1	18	19	23	11	97	5.1
TOTAL		54-39	1193/22.1	133-201	.662	0-0	.000	63-115	.548	136	142	278	5.1	144-3	35	49	81	25	329	6.1

CAREER HIGHS

Points	22, North Florida, 12/17/22	2023-24	Career
FG	10, North Florida, 12/17/22	20+ Point Games	-
FGA	14, North Florida, 12/17/22	Double-Figure Points	2
3FG	-	Double-Figure Rebounds	1
3FGA	-	Double-Doubles	1
FT	8, Georgia Tech, 2/21/23	7 or more Rebounds	5
FTA	8, Georgia Tech, 2/21/23	3 or more Offensive Rebounds	8
Rebounds	14, Sacred Heart, 12/10/22	3 or more Blocks	4
Off. Rebounds	10, Sacred Heart, 12/10/22	2 or more Steals	3
Def. Rebounds	8, Florida State, 1/21/23	20+ Minutes	10
Assists	3, Sacred Heart, 12/10/22	30+ Minutes	-
Steals	2, 5x; last vs. North Carolina, 1/2/24	Dunks	18
Blocks	4, 4x; last vs. NC A&T, 11/6/23		
Minutes	34, 2x; last vs. Miami (FL), 1/28/23		
Dunks	5, UT Martin, 11/7/22		



ZACK AUSTIN | #55

R-JR-TR • F • 6-7 • 210
 Winston-Salem, N.C. • Moravian Prep / High Point



Opponent	Date	GS	MIN	Total		3-Pointers		Free throws		Rebounds				PF	A	TO	BLK	STL	PTS	AVG	
				FG-FGA	PCT	3FG-3FGA	PCT	FT-FTA	PCT	OFF	DEF	TOT	AVG								
N.C. A&T	11/06/2023	*	21:53	4-9	.444	0-3	.000	0-2	.000	0	4	4	4.0	1	2	0	1	0	8	8.0	
Binghamton	11/10/2023	*	28:23	1-4	.250	0-1	.000	0-0	.000	0	6	6	5.0	0	0	0	3	1	2	5.0	
FGCU	11/13/2023	*	18:28	2-4	.500	1-3	.333	2-4	.500	1	4	5	5.0	2	0	1	1	1	7	5.7	
Jacksonville	11/17/2023	*	21:04	2-8	.250	1-6	.167	0-0	.000	3	4	7	5.5	2	2	0	4	0	5	5.5	
vs Florida	11/22/2023	*	23:15	3-6	.500	0-3	.000	4-5	.800	2	7	9	6.2	0	0	1	1	1	10	6.4	
vs Oregon St.	11/24/2023	*	26:31	5-9	.556	3-6	.500	6-8	.750	3	5	8	6.5	2	1	0	0	2	19	8.5	
Missouri	11/28/2023	*	32:09	1-4	.250	1-3	.333	2-2	1.000	0	4	4	6.1	1	0	0	2	1	5	8.0	
Clemson	12/03/2023	*	34:17	2-4	.500	0-0	.000	3-4	.750	1	6	7	6.3	0	0	0	2	2	7	7.9	
at West Virginia	12/06/2023	*	16:50	0-3	.000	0-3	.000	0-0	.000	0	2	2	5.8	0	0	0	0	1	0	7.0	
Canisius	12/09/2023	*	05:43	0-0	.000	0-0	.000	0-0	.000	0	2	2	5.4	0	1	0	0	0	0	6.3	
South Carolina St.	12/16/2023		14:57	4-8	.500	0-1	.000	4-4	1.000	3	2	5	5.4	2	0	2	2	0	12	6.8	
Purdue Fort Wayne	12/20/2023		21:21	4-6	.667	1-2	.500	3-3	1.000	2	4	6	5.4	1	2	1	1	1	12	7.3	
at Syracuse	12/30/2023	*	19:20	3-4	.750	3-3	1.000	0-0	.000	1	3	4	5.3	1	1	1	0	1	9	7.4	
North Carolina	01/02/2024	*	20:10	0-2	.000	0-1	.000	0-0	.000	0	2	2	5.1	1	0	0	2	0	0	6.9	
at Louisville	01/06/2024	*	37:39	7-13	.538	4-9	.444	2-2	1.000	1	2	3	4.9	1	3	0	1	4	20	7.7	
Duke	01/09/2024	*	33:46	5-11	.455	1-5	.200	0-0	.000	2	0	2	4.8	0	1	1	2	2	11	7.9	
Syracuse	01/16/2024	*	27:02	2-6	.333	0-2	.000	1-2	.500	1	1	2	4.6	1	2	0	3	0	5	7.8	
at Duke	01/20/2024	*	37:08	2-6	.333	0-4	.000	2-2	1.000	2	3	5	4.6	2	1	0	3	0	6	7.7	
at Georgia Tech	01/23/2024	*	24:49	2-4	.500	0-1	.000	0-0	.000	1	2	3	4.5	1	4	1	0	2	4	7.5	
Totals			17	464:45	49-111	.441	15-56	.268	29-38	.763	23	63	86	4.5	18	20	8	28	19	142	7.5

SEASON	TEAM	GP-GS	MIN/AVG	Field Goals		3-Point		F-Throws		Rebounds				Scoring						
				FG-FGA	FG%	3FG-3FGA	3FG%	FT-FTA	FT%	OFF	DEF	TOT	AVG	PF-FO	A	TO	BLK	STL	PTS	AVG
2021-22	HP	32-32	1107/34.6	165-399	.414	67-208	.322	63-87	.724	64	193	257	8.0	52-0	49	53	69	43	460	14.4
2022-23	HP	31-26	906/29.2	149-341	.437	62-186	.333	77-98	.786	37	130	167	5.4	65-2	39	54	66	33	437	14.1
2023-24	UP	19-17	465/24.5	49-111	.441	15-56	.268	29-38	.763	23	63	86	4.5	18-0	20	8	28	19	142	7.5
TOTAL FOR UP		19-17	465/24.5	49-111	.441	15-56	.268	29-38	.763	23	63	86	4.5	18-0	20	8	28	19	142	7.5
TOTAL		82-75	2478/30.2	363-851	.427	144-450	.320	169-223	.758	124	386	510	6.2	135-2	108	115	163	95	1039	12.7

CAREER HIGHS

Points	26, 2x; last at Radford, 1/21/23	2023-24	Career
FG	10, at Radford, 2/19/22	20+ Point Games	13
FGA	21, vs. Hampton, 3/2/22	Double-Figure Points	59
3FG	5, 2x; last at Radford, 1/21/23	Double-Figure Rebounds	13
3FGA	13, vs. Hampton, 3/2/22	Double-Doubles	11
FT	8, North Florida, 12/3/22	5 or more Rebounds	57
FTA	9, North Florida, 12/3/22	3 or more Offensive Rebounds	19
Rebounds	16, vs. Hampton, 3/2/22	3 or more 3PT Field Goals	25
Off. Rebounds	5, 2x; last vs. Hampton, 3/2/22	2 or more Blocks	45
Def. Rebounds	11, 2x; last vs. Hampton, 3/2/22	2 or more Steals	27
Assists	6, Charleston Southern, 2/4/23	20+ Minutes	74
Steals	4, 2x; last at Louisville, 1/6/24	30+ Minutes	47
Blocks	7, Howard, 11/20/21		
Minutes	47, Furman, 11/30/21		



JEFF CAPEL | DUKE '97

Head Coach • Sixth Season at Pitt (15th overall)

Overall Record: 249-198 (.557)

Conference Record: 121-129 (.484)

CAPEL RECORD WHEN ...

	2023-24	at Pitt	Total
Overall	12-7	87-88	249-198
Home	7-5	58-39	159-67
Road	4-1	19-40	59-101
Neutral	1-1	10-9	31-31
Conf. Regular Season	3-5	38-64	121-129
Home	0-3	23-27	74-49
Road	3-1	14-36	46-79
Conference Tournament	-	3-5	13-13
NCAA Tournament	-	2-1	6-4
NIT	-	-	0-1
Regular Season Non-Con	9-2	44-18	109-52
Home	7-1	34-11	79-16
Road	1-0	5-4	13-20
Neutral	1-1	5-3	17-15
Leading at the half	11-1	62-12	193-34
Trailing at the half	1-6	22-74	50-160
Tied at the half	-	3-2	6-4
Shoots 60% or better	-	2-0	8-0
Shoots 50% or better	4-0	20-5	92-13
Shoots under 30%	-	0-4	0-7
Holds Opp. to less than 50%	9-6	80-60	238-135
Holds Opp. to less than 40%	6-1	54-11	146-21
Holds Opp. to less than 30%	2-0	8-0	23-0
Outrebounds Opp.	11-2	59-31	170-57
20 or more assists	3-0	16-0	35-0
10 or more 3FG	7-2	23-11	50-23
More made FTs than Opp.	9-1	67-37	180-56
Overtime Games	-	1-2	14-5
Double-overtime games	-	-	2-1
vs. Ranked Opponents (AP)	1-2	6-21	14-55
vs. Unranked Opponents	11-5	80-66	237-142
In November	5-2	26-14	49-29
In December	4-2	23-10	60-26
In January	3-3	19-25	67-51
In February	-	12-25	47-60
In March	-	7-14	26-32
Scores 59 points or less	0-3	6-33	15-76
Scores 60+ points	12-4	80-53	233-120
Scores 70+ points	11-3	61-25	179-48
Scores 80+ points	9-0	33-2	89-6
Scores 90+ points	2-0	9-0	32-1
Scores 100+ points	2-0	2-0	5-0

BY THE NUMBERS

Team Accomplishments

Overall record	249-198
30-win seasons	1
25-win seasons	1
20-win seasons	4
20-win/10-league win seasons	3
10-win league seasons	5

National Achievements

NCAA Tournament appearances	4
NCAA Tournament record	6-4
Sweet Sixteen appearances	1
Earned a high seed (1-4)	1
Total postseason appearances (NIT & NCAA)	5

Conference Achievements

Total conference titles	2
Tournament	1
Regular Season	1
Regular season W-L	121-129 (.484)
ACC	38-64
Big 12	33-43
Colonial Athletic Conference	50-22
Conference Tournament W-L	13-13
ACC	3-5
Big 12	3-5
Colonial Athletic Conference	7-3
Tournament title game appearances	2

In The Associated Press Poll

Weeks ranked	22
Highest ranking	2 (3x)
Highest final ranking	7 (2009)
Weeks in the AP Top 10	16
Record when ranked	33-11

Honors & Awards

National Player of the Year	1 (Blake Griffin)
All-America selections	1
Conference Coach of the Year	1
Conference Player of the Year	2
Conference Rookie of the Year	2
Conference Sixth Man of the Year	1
All-Conference selections	14
Conference All-Defensive Team selections	1
Conference All-Freshman Team selections	5
Academic All-Conference	16

In The NBA Draft

First round draft picks (as a head coach)	2
Highest draft pick	No. 1 (Blake Griffin)
Lottery picks	1
Total draft picks	6
First round draft picks (as a head coach & ast. coach)	18
Highest draft pick	No. 1 (Blake Griffin)
Lottery picks	10
Total draft picks	27

On the Recruiting Trail

McDonald's All-Americans signed (as a head coach)	4
McDonald's All-Americans signed (as a head coach & ast. coach)	23
Top 10 recruiting classes (as a head coach & ast. coach)	6

YEAR-BY-YEAR RECORDS

Year	Overall		Conference		Con. Tourn.		NCAA		NIT		RS Non-Conf.		Home		Road		Neutral		vs. Top-25	
	W-L	Pct.	W-L	Pct.	W-L	Pct.	W-L	Pct.	W-L	Pct.	W-L	Pct.	W-L	Pct.	W-L	Pct.	W-L	Pct.	W-L	Pct.
VCU																				
2002-03	18-10	.643	12-6	.667	1-1	.500	0-0	.000	0-0	.000	5-3	.625	12-3	.800	5-6	.455	1-1	.500	0-0	.000
2003-04	23-8	.742	14-4	.778	3-0	1.000	0-1	.000	0-0	.000	6-3	.667	12-3	.800	8-4	.667	3-1	.750	0-2	.000
2004-05	19-13	.594	13-5	.722	2-1	.667	0-0	.000	0-1	.000	4-6	.444	11-4	.733	6-8	.429	2-1	.677	0-1	.000
2005-06	19-10	.655	11-7	.611	1-1	.500	0-0	.000	0-0	.000	7-2	.778	12-2	.857	6-7	.462	1-1	.500	0-0	.000
Oklahoma																				
2006-07	16-15	.516	6-10	.375	1-1	.500	0-0	.000	0-0	.000	9-4	.692	12-4	.750	1-8	.111	3-3	.500	1-8	.111
2007-08	23-12	.657	9-7	.563	1-1	.500	1-1	.500	0-0	.000	12-3	.800	14-3	.824	5-6	.455	4-3	.571	3-8	.273
2008-09	30-6	.833	13-3	.813	0-1	.000	3-1	.750	0-0	.000	14-1	.933	16-1	.941	8-3	.727	6-2	.750	4-3	.571
*2009-10	13-18	.419	4-12	.250	0-1	.000	0-0	.000	0-0	.000	9-5	.643	11-4	.733	1-10	.091	1-4	.200	1-4	.200
2010-11	14-18	.438	5-11	.313	1-1	.500	0-0	.000	0-0	.000	8-6	.571	12-4	.750	1-9	.100	1-5	.167	0-8	.000
Pitt																				
2018-19	14-19	.424	3-15	.167	1-1	.500	0-0	.000	0-0	.000	10-3	.769	11-7	.611	0-11	.000	3-1	.750	1-7	.125
2019-20	16-17	.485	6-14	.300	1-1	.500	0-0	.000	0-0	.000	9-2	.818	11-7	.611	2-9	.182	3-1	.750	0-4	.000
2020-21	10-12	.455	6-10	.375	0-1	.000	0-0	.000	0-0	.000	4-1	.800	7-6	.539	3-5	.375	0-1	.000	1-2	.333
2021-22	11-21	.344	6-14	.300	0-1	.000	0-0	.000	0-0	.000	5-6	.455	8-11	.421	3-9	.250	0-1	.000	0-1	.000
2022-23	24-12	.667	14-6	.700	1-1	.500	2-1	.667	-	-	7-4	.636	14-3	.824	7-5	.583	3-4	.429	3-5	.375
2023-24	12-7	.632	3-5	.375	-	-	-	-	-	-	9-2	.818	7-5	.583	4-1	.800	1-1	.500	1-2	.333
Career	249-198	.557	121-129	.484	13-13	.500	6-4	.600	0-1	.000	109-52	.677	159-67	.704	59-101	.369	31-31	.500	14-55	.203

* Oklahoma vacated 13 regular season wins, including four conference wins, due to use of an ineligible player during the 2009-10 season; vacated wins not included in career totals

2023-24 PITT BASKETBALL CHARTS

Overall Record: 12-7 (Home: 7-5; Road: 4-1; Neutral: 1-1)

ACC Record: 3-5 (Home: 0-4; Road: 3-1)

Date	Opponent	Time/ Result	Pitt High Scorer	Opponent High Scorer	Pitt High Rebounder	Opponent High Rebounder	Pitt High Assists	Att.
O. 21	vs. Georgetown (Scrim.)	W, 78-64	Leggett (20)	Cook (17)	Hinson (7)	Cook (10)	Carrington & Leggett (5)	n/a
N. 1	PITT-JOHNSTOWN (EXH.)	W, 96-60	Carrington & Hinson (16)	Shull (16)	G. Diaz Graham & Jeffress (8)	Headings (7)	Carrington (6)	n/a
N. 6	NC A&T	W, 100-52	Carrington (18)	Duke (15)	Carrington (12)	Duke (6)	Carrington (10)	6,767
N. 10	BINGHAMTON	W, 89-60	Hinson (26)	Ashe (15)	Leggett (11)	Benson (8)	Leggett (5)	7,747
N. 13	FLORIDA GULF COAST	W, 86-74	Carrington (19)	Kellman (14)	Leggett & Federiko (7)	Two with (6)	Carrington (7)	6,567
N. 17	JACKSONVILLE	W, 107-56	Hinson (25)	Niblack (22)	G. Diaz Graham (10)	Two with (5)	Lowe (6)	7,842

Preseason NIT

N. 22	+ vs. Florida	L, 86-71	Leggett (19)	Clayton, Jr. (28)	Leggett & Austin (9)	Samuel (10)	Carrington (7)	1,873
N. 24	+ vs. Oregon State	W, 76-51	Austin (19)	Akanno (12)	Austin (8)	Ibekwe (6)	Carrington (5)	1,620

ACC/SEC Challenge

N. 28	MISSOURI	L, 71-64	Hinson (22)	East II (21)	Leggett & Carrington (7)	Carter (8)	Carrington (4)	7,930
D. 3	CLEMSON *	L, 79-70	Hinson (27)	Girard III (25)	Austin (7)	Schieffelin (17)	Carrington (6)	7,713

Backyard Brawl

D. 6	at West Virginia	W, 80-63	Hinson (29)	Slazinski (22)	Jeffress (9)	Edwards (9)	Carrington (9)	12,301
D. 9	CANISIUS	W, 82-71	Hinson (26)	Uijtendaal (18)	Hinson & Leggett (5)	Mitchell (9)	Carrington & Leggett (5)	7,808
D. 16	SOUTH CAROLINA STATE	W, 86-50	Hinson (19)	Taylor (14)	G. Diaz Graham (8)	Three with (4)	Lowe (6)	8,370
D. 20	PURDUE FORT WAYNE	W, 62-48	G. Diaz Graham (13)	Ballo (11)	G. Diaz Graham (8)	Two with (8)	Three with (3)	7,641
D. 30	at Syracuse *	L, 81-73	Carrington (17)	Copeland (22)	Jeffress (10)	Copeland (9)	Carrington (5)	20,642
J. 2	[-/8] NORTH CAROLINA *	L, 70-57	Carrington (20)	Bacot (16)	Leggett (8)	Ingram (15)	Carrington & Lowe (2)	9,770
J. 6	at Louisville *	W, 83-70	Hinson (21)	James (23)	Three with (6)	Glenn (7)	Carrington (5)	10,883
J. 9	[-/11] DUKE *	L, 75-53	Austin (11)	Filipowski (26)	G. Diaz Graham (8)	Filipowski (10)	Federiko (3)	11,476
J. 16	SYRACUSE *	L, 69-58	Lowe (20)	Starling (17)	Hinson (8)	Mintz (9)	Lowe (3)	7,708
J. 20	[-/7] at Duke *	W, 80-76	Hinson (24)	McCain (20)	Hinson (8)	Foster (6)	Lowe (6)	9,314#
J. 23	at Georgia Tech *	W, 72-64	Carrington (19)	Ndongo (17)	Federiko (7)	Ndongo (8)	Austin (4)	3,612
J. 27	at Miami *							
J. 31	WAKE FOREST *							
F. 3	NOTRE DAME *							
F. 7	at NC State *							
F. 13	at Virginia *							
F. 17	LOUISVILLE *							
F. 20	at Wake Forest *							
F. 24	VIRGINIA TECH *							
F. 27	at Clemson *							
M. 2	at Boston College *							
M. 5	FLORIDA STATE *							
M. 9	NC STATE *							

ACC Tournament

M. 12-16 < ACC Tournament

+ Barclays Center

* Denotes ACC contest

< Capital One Arena

All Game times are Eastern Time Zone

HOME GAMES IN BOLD CAPS

2023-24 ATTENDANCE FIGURES

Site	Games	Total	Average
Home	12	97,339	8,112
Away	5	56,752	11,350
Neutral	2	3,493	1,747
Total	19	168,467	8,867

PITT BY THE NUMBERS

Seasons of Men's Basketball	116th
Total Games	2,933
All-time record	1,694-1,239
All-time ACC record (regular season only)	70-122 (10th season)
NCAA Tournament Appearances	27 (last in 2023)
NIT Appearances	9 (last in 2015)
20+ Win Seasons	23 (last in 2023)
30+ Win Seasons	2 (last in 2004)
Overtime Games	110 (60-50)
Pitt 100-Point Games	45 (45-0)
Consecutive games holding opponents under .500 shooting	3
Consecutive games holding opponents under 100 points	215
Consecutive games scoring at least 70 points	2

TEAM GAME HIGHS & LOWS

		PITT	OPPONENT
Points 1st Half	High Low	52 vs. Jacksonville (11/17/23) 23 vs. Duke (1/9/24)	48 by Duke (1/9/24) 15 by NC A&T (11/6/23)
Points 2nd Half	High Low	55 vs. Jacksonville (11/17/23) 29, 2x; last vs. North Carolina (1/3/24)	51 by Syracuse (12/30/23) 24 by Oregon State (11/24/23)
Total Points	High Low	107 vs. Jacksonville (11/17/23) 53 vs. Duke (1/9/24)	86 by Florida (11/22/23) 48 by Purdue Fort Wayne (12/20/23)
FG Made	High Low	40 vs. NC A&T (11/6/23) 16 vs. Missouri (11/28/23)	31 by Florida (11/22/23) 16, by South Carolina State (12/16/23)
FG Attempted	High Low	72 vs. Jacksonville (11/17/23) 47 vs. Missouri (11/28/23)	70 by NC A&T (11/6/23) 47 by Louisville (1/6/24)
FG Percentage	High Low	.563 [40-of-71] vs. NC A&T (11/6/23) .309 [21-of-66] vs. North Carolina (1/3/24)	.531 [26-of-49] by Canisius (12/9/23) .271 [19-of-70] by NC A&T (11/6/23)
3-Pt. FG Made	High Low	16 at West Virginia (12/6/23) 2 vs. Purdue Fort Wayne (12/20/23)	11, 3x; last by Duke (1/20/24) 1 by Jacksonville (11/17/23)
3-Pt. FG Att.	High Low	38 at West Virginia (12/6/23) 19 at Georgia Tech (1/23/24)	31 by NC A&T (11/6/23) 15 by Jacksonville (11/17/23)
3Pt. FG Pct.	High Low	.500, 2x; last [10-of-20] at Duke (1/20/24) .100 [2-of-20] vs. Purdue Fort Wayne (12/20/23)	.588 [10-of-17] by Syracuse (1/16/24) .067 [1-of-15] by Jacksonville (11/17/23)
FT Made	High Low	26 vs. Jacksonville (11/17/23) 6, 2x; last vs. Duke (1/9/24)	24 by Syracuse (12/30/23) 3 by Purdue Fort Wayne (12/20/23)
FT Attempted	High Low	35 vs. Jacksonville (11/17/23) 7, 2x; last vs. Duke (1/9/24)	30 by Syracuse (12/30/23) 6 by Purdue Fort Wayne (12/20/23)
FT Percentage	High Low	.905 [19-of-21] at Louisville (1/6/24) .471 [8-of-17] vs. NC A&T (11/6/23)	1.000 [10-of-10] by Canisius (12/9/23) .500 [3-of-6] by Purdue Fort Wayne (12/20/23)
Off. Rebounds	High Low	19 vs. Jacksonville (11/17/23) 6, 2x; last vs. Canisius (12/9/23)	16 by North Carolina (1/3/24) 3, 2x; last by Canisius (12/9/23)
Def. Rebounds	High Low	43 vs. NC A&T (11/6/23) 15 vs. Duke (1/9/24)	35 by North Carolina (1/3/24) 19, 2x; last by Georgia Tech (1/23/24)
Total Rebounds	High Low	56 vs. NC A&T (11/6/23) 25 vs. Canisius (12/9/23)	51 by North Carolina (1/3/24) 25, 2x; last by Duke (1/20/24)
Assists	High Low	24 vs. Jacksonville (11/17/23) 6 vs. North Carolina (1/3/24)	24 by Florida (11/22/23) 4 by Jacksonville (11/17/23)
Blocked Shots	High Low	9 vs. NC A&T (11/6/23) 1 vs. Canisius (12/9/23)	7 by North Carolina (1/3/24) 0 by Oregon State (11/24/23)
Steals	High Low	13, 2x; last vs. Duke (1/9/24) 3, vs. Syracuse (1/16/24)	12 by Syracuse (12/30/23) 2 by West Virginia (12/6/23)
Turnovers	High Low	15 at Syracuse (12/30/23) 6, 2x; last at West Virginia (12/6/23)	18, 2x; last by Louisville (1/6/24) 8 by Florida (11/22/23)
Personal Fouls	High Low	21 vs. Jacksonville (11/17/23) 8 vs. Canisius (12/9/23)	26 by Jacksonville (11/17/23) 14 by Duke (1/9/24)

INDIVIDUAL GAME HIGHS & LOWS

	PITT	OPPONENT
Points	29, Blake Hinson at West Virginia (12/6/23)	28, Walter Clayton, Jr., Florida (11/22/23)
FG Made	10, Blake Hinson at West Virginia (12/6/23)	11, 2x; last Kyle Filipowski, Duke (1/9/24)
FG Attempted	20, Ishmael Leggett vs. Florida (11/22/23)	17, Walter Clayton, Jr., Florida (11/22/23)
3-Pt. FG Made	9, Blake Hinson at West Virginia (12/6/23)	6, 2x; last Joe Girard III, Clemson (12/3/23)
3-Pt. FG Attempted	15, Blake Hinson at West Virginia (12/6/23)	12, Landon Gasper, NC A&T (11/6/23)
FT Made	8, 2x; last Blake Hinson at Louisville (1/6/24)	13, Qadir Copeland, Syracuse (12/30/23)
FT Attempted	9, Guillermo Diaz Graham vs. Jacksonville (11/17/23)	15, Qadir Copeland, Syracuse (12/30/23)
Rebounds	12, Carlton Carrington vs. NC A&T (11/6/23)	17, Ian Schieffelin, Clemson (12/3/23)
Offensive Rebounds	6, Federiko Federiko vs. FGCU (11/13/23)	7, Ian Schieffelin, Clemson (12/3/23)
Defensive Rebounds	12, Carlton Carrington vs. NC A&T (11/6/23)	10, 3x; last Harrison Ingram, North Carolina (1/3/24)
Assists	10, Carlton Carrington vs. NC A&T (11/6/23)	8, Zyon Pullen, Florida (11/22/23)
Turnovers	6, Ishmael Leggett vs. Missouri (11/28/23)	5, 3x; last Kyle Filipowski, Duke (1/9/24)
Blocked Shots	4, 3x; last Guillermo Diaz Graham vs. North Carolina (1/3/24)	4, Na'heem McLeod, Syracuse (12/30/23)
Steals	5, Guillermo Diaz Graham vs. Duke (1/9/24)	3, 7x; last Caleb Foster, Duke (1/20/24)
Minutes	39:59, Carlton Carrington vs. Louisville (1/6/24)	38:47, Judah Mintz, Syracuse (1/16/24)

PLAYER SEASON & CAREER HIGHS

2023-24		CAREER
2 - Blake Hinson		
Pts	29 at West Virginia (12/6/23)	same
Rebs	10 vs. Purdue Fort Wayne (12/20/23)	13, 3x; last at Notre Dame (3/1/23)
Asts	2, 5x; last vs. Purdue Fort Wayne (12/20/23)	5 at Northwestern (11/28/22)
Blks	1 at Georgia Tech (1/23/24)	2, 4x; last vs. Miami (1/28/23)
Stls	2 vs. South Carolina St. (12/16/23)	4 vs. Alabama State (11/20/22)
Mins	39 vs. Missouri (11/28/23)	49 vs. Auburn (1/28/19)

5 - Ishmael Leggett		
Pts	19 vs. Florida (11/22/23)	34, vs. Tulane (11/22/22)
Rebs	11 vs. Binghamton (11/10/23)	14, vs. St. Bonaventure (11/11/23)
Asts	5, 3x; last vs. South Carolina St. (12/16/23)	5, 4x; last vs. South Carolina St. (12/16/23)
Blks	2, vs. South Carolina St. (12/16/23)	2, 2x; last vs. South Carolina St. (12/16/23)
Stls	4 vs. Binghamton (11/10/23)	4, 3x; last vs. Binghamton (11/10/23)
Mins	36, 2x; last vs. Canisius (12/9/23)	43 vs. George Washington

7 - Carlton Carrington		
Pts	20 vs. North Carolina (1/2/24)	same
Rebs	12 vs. NC A&T (11/6/23)	same
Asts	10 vs. NC A&T (11/6/23)	same
Blks	1, 6x; last at Georgia Tech (1/23/24)	same
Stls	2 vs. Clemson (12/3/23)	same
Mins	40 at Louisville (1/6/24)	same

8 - Michael Hueitt, Jr.		
Pts	8 vs. South Carolina St. (12/16/23)	14, 2x; last vs. William Peace (12/28/19)
Rebs	2 vs. Oregon State (11/24/23)	9 vs. Maryland Eastern Shore (11/27/17)
Asts	-	2, 3x; last vs. Furman (2/26/20)
Blks	-	1 vs. Montana State (11/16/19)
Stls	1, 2x; last vs. South Carolina St. (12/16/23)	2, 2x; last vs. Furman (2/26/20)
Mins	10 vs. Binghamton (11/10/23)	24 vs. Averett (11/11/19)

11 - Marlon Barnes, Jr.		
Pts	-	-
Rebs	-	-
Asts	-	-
Blks	-	-
Stls	-	-
Mins	-	-

12 - KJ Marshall		
Pts	3 vs. NC A&T (11/6/23)	3, 2x; last vs. NC A&T (11/6/23)
Rebs	-	1, 3x; last vs. Sacred Heart (12/10/22)
Asts	1, 2x; last vs. South Carolina St. (12/16/23)	same
Blks	-	-
Stls	-	1 vs. Binghamton (12/20/19)
Mins	2, 3x; last vs. South Carolina St. (12/16/23)	5 vs. Louisville (2/7/23)

2023-24		CAREER
15 - Jaland Lowe		
Pts	20 vs. Syracuse (1/16/24)	same
Rebs	6 at Louisville (1/6/24)	same
Asts	6, 3x; last at Duke (1/20/24)	same
Blks	1 at Georgia Tech (1/23/24)	same
Stls	2, 3x; last at Georgia Tech (1/23/24)	same
Mins	35 at Georgia Tech (1/23/24)	same

24 - William Jeffress		
Pts	7 vs. NC A&T (11/6/23)	9, 2x; last vs. Colgate (12/9/21)
Rebs	10 at Syracuse (12/30/23)	same
Asts	1, 5x; last vs. Syracuse (1/16/24)	4 vs. Towson (11/19/21)
Blks	1, 6x; last vs. Syracuse (1/16/24)	2, 3x; last vs. Jacksonville (12/21/21)
Stls	3 vs. NC A&T (11/6/23)	3 vs. UNC Wilmington (11/16/21)
Mins	26 at West Virginia (12/6/23)	39 vs. Towson (11/19/21)

25 - Guillermo Diaz Graham		
Pts	23 vs. Jacksonville (11/17/23)	same
Rebs	10 vs. Jacksonville (11/17/23)	same
Asts	4, 2x; last vs. South Carolina St. (12/16/23)	same
Blks	4 vs. North Carolina (1/3/24)	5 vs. Louisville (2/7/23)
Stls	5 vs. Duke (1/9/24)	same
Mins	30 vs. Purdue Fort Wayne (12/20/23)	37 vs. Mississippi State (3/14/23)

31 - Jorge Diaz Graham		
Pts	14 vs. NC A&T (11/6/23)	same
Rebs	6, 2x; last at West Virginia (12/6/23)	8 vs. Alabama State (11/20/22)
Asts	3 vs. South Carolina St. (12/16/23)	same
Blks	1, 5x; last vs. Duke (1/9/24)	4 vs. Louisville (2/7/23)
Stls	3 vs. Canisius (12/9/23)	4 vs. Michigan (11/16/22)
Mins	21 vs. Jacksonville (11/17/23)	25 vs. FDU (11/22/22)

33 - Federiko Federiko		
Pts	13 vs. NC A&T (11/6/23)	22 vs. North Florida (12/17/22)
Rebs	10 vs. NC A&T (11/6/23)	14 vs. Sacred Heart (12/10/22)
Asts	2, 3x; last at Duke (1/20/24)	3 vs. Sacred Heart (12/10/22)
Blks	4 vs. NC A&T (11/6/23)	4, 4x; last vs. NC A&T (11/6/23)
Stls	2 3x; last vs. Duke (1/9/24)	2, 6x; last vs. Duke (1/9/24)
Mins	29 vs. Clemson (12/3/23)	35, 2x; last vs. Miami (1/28/23)

55 - Zack Austin		
Pts	20 at Louisville (1/6/24)	26, 2c; last at Radford (1/21/23)
Rebs	9 vs. Florida (11/22/23)	16 vs. Hampton (3/2/22)
Asts	4 at Georgia Tech (1/23/24)	6 vs. Charleston Southern (2/4/23)
Blks	4 vs. Jacksonville (11/17/23)	7 vs. Howard (11/20/21)
Stls	4 at Louisville (1/6/24)	4, 2x; last at Louisville (1/6/24)
Mins	38 at Louisville (1/6/24)	47 vs. Furman (11/30/21)

THE LAST TIME IT HAPPENED ...

TEAM

Pitt Was Ranked (AP Poll)

No. 1	Feb. 23, 2009
Top 5 (2-5)	No. 4 on March 14, 2011
Top 10 (6-10)	No. 6 on Dec. 27, 2010
Top 25 (11-25)	No. 25 on Feb. 27, 2023

Pitt Played a Ranked Opponent (AP Poll)

No. 1	at Louisville on Dec. 6, 2019
Top 5	at No. 4 Duke on March 1, 2022
Top 10	at No. 7 Duke on Jan. 20, 2024
Top 25	vs. No. 11 Duke on Jan. 9, 2024

Pitt Defeated a Ranked Opponent (AP Poll)

No. 1	vs. Connecticut (70-60) on March 7, 2009
Top 5	vs. No. 3 Syracuse (74-66) on Jan. 17, 2011
Top 10	vs. No. 7 Duke (80-76) on Jan. 20, 2024
Top 25	vs. No. 20 Miami (71-68) on Jan. 28, 2023

Pitt Lost To a Ranked Opponent (AP Poll)

No. 1	at Louisville (64-46) on Dec. 6, 2019
Top 5	vs. No. 4 Duke (86-56) on March 1, 2022
Top 10	vs. No. 8 North Carolina on Jan. 2, 2024
Top 25	vs. No. 11 Duke on Jan. 9, 2024

Pitt Faced No. 1 (AP Poll)

Home	vs. Virginia (L, 66-37) on Feb. 24, 2018
Road	at Louisville (64-46) on Dec. 6, 2019
Neutral	vs. Florida (L, 61-45) on March 22, 2014

100 Points by a Team

By Pitt	107, vs. Jacksonville (11/17/23)
By Opponent	106, Louisville (1/24/17)

40+ Point Win

By Pitt	51 [107-56], vs. Jacksonville (11/17/23)
By Opponent	55 [106-51], vs. Louisville (1/24/17)

30-39 Point Win

By Pitt	36 [86-50], vs. South Carolina St. (12/16/23)
By Opponent	31 [91-60], vs. Michigan (11/16/22)

20-29 Point Win

By Pitt	25 [76-51], vs. Oregon State (11/24/23)
By Opponent	22 [75-53], Duke (1/9/24)

Overtime Game

Pitt Win	89-86, vs. Louisville (1/9/19)
Pitt Loss	73-68, vs. Louisville (1/14/20)

Double Overtime Game

Pitt Win	93-90, vs. Eastern Michigan (11/11/16)
Pitt Loss	95-89, vs. Oklahoma State (12/21/06)

Triple Overtime Game

Pitt Win	98-95, vs. West Virginia (2/12/10)
Pitt Loss	74-73, at George Washington (1/10/76)

Won The Game In The Final Seconds

By Pitt	Jamarius Burton makes two free throws with 3.6 seconds left in 65-64 win over North Carolina
By Opponent	Tyrin Lawrence two free throws with 1.1 seconds remaining give Vanderbilt a 75-74 win

Five or More Players in Double-Digit Scoring

By Pitt	5, vs. NC A&T (11/6/23)
By Opponent	5, FGCU (11/13/23)

Made 40-49 Field Goals

By Pitt	40, vs. NC A&T (11/6/23)
By Opponent	41, UCLA (2/2/91)

Made Fewer Than 20 Field Goals

By Pitt	19, vs. Duke (1/9/24)
By Opponent	17, Oregon State (11/24/23)

Had 70-79 Field Goal Attempts

By Pitt	72, vs. Jacksonville (11/17/23)
By Opponent	70, NC A&T (11/6/23)

Had 80-89 Field Goal Attempts

By Pitt	83, vs. Wake Forest (2/16/16)
By Opponent	89, Villanova (3/4/98)

Had 90-99 Field Goal Attempts

By Pitt	92, vs. Houston Baptist (11/9/07)
By Opponent	95, West Virginia (1/18/67)

Had 35 or Fewer Field Goal Attempts

By Pitt	35, vs. Cincinnati (12/17/13)
By Opponent	34, Notre Dame (3/11/10)

Shot Over 60 Percent From The Field

By Pitt	.620 [31-of-50], vs. Drexel (11/28/20)
By Opponent	.621 [36-of-58], Duke (3/9/23)

Shot Over 70 Percent From The Field

By Pitt	.717 [33-of-46], at DePaul (3/9/13)
By Opponent	.700 [42-of-60], Syracuse (2/4/89)

Shot Less Than 30 Percent From The Field

By Pitt	.291 [16-of-55], vs. Syracuse (2/26/20)
By Opponent	.281 [16-of-57], South Carolina St. (12/16/23)

Made 10+ Three-Point Field Goals

By Pitt	10, at Duke (1/20/24)
By Opponent	11, Duke (1/20/24)

Made 15+ Three-Point Field Goals

By Pitt	16, at West Virginia (12/6/23)
By Opponent	15, Wake Forest (2/2/22)

Made 0 Three-Point Field Goals

By Pitt	at Georgia Tech (3/5/16)
By Opponent	Louisville (2/11/15)

Had 30+ Three-Point Field Goal Attempts

By Pitt	34, at Louisville (1/6/24)
By Opponent	30, Clemson (12/3/23)

Shot Over 60 Percent From The Three-Point Line

By Pitt	.636 [14-of-22], at Northwestern (11/28/22)
By Opponent	.632 [12-of-19], Syracuse (3/14/13)

Shot Over 70 Percent From The Three-Point Line

By Pitt	.727 [8-of-11], vs. Connecticut (3/10/11)
By Opponent	.700 [7-of-10], Georgetown (1/20/10)

Shot Over 80 Percent From The Three-Point Line

By Pitt	.833 [5-of-6], vs. Providence (2/11/90)
By Opponent	-

Shot Less Than 20 Percent From Three-Point Line

By Pitt	.192 [5-of-26] vs. Syracuse (1/16/24)
By Opponent	.176 [3-of-17], Syracuse (12/30/23)

Made 30-39 Free Throws

By Pitt	38, vs. Florida State (1/14/19)
By Opponent	33, Wichita State (3/21/13)

Made 40+ Free Throws

By Pitt	42, vs. Oklahoma (1/15/89)
By Opponent	42, St. John's (3/9/95)

Made 5 Or Fewer Free Throws

By Pitt	5, at Louisville (1/18/23)
By Opponent	3, Purdue Fort Wayne (12/20/23)

Had 40-49 Free Throw Attempts

By Pitt	46, vs. Florida State (1/14/19)
By Opponent	40, Florida State (2/18/18)

Had 50+ Free Throw Attempts

By Pitt	50, vs. Seton Hall (2/8/97)
By Opponent	-

Shot Over 90 Percent From The Foul Line

By Pitt	.905 [19-of-21] at Louisville (1/6/24)
By Opponent	1.000 [10-of-10], Canisius (12/9/23)

Shot 100 Percent From The Foul Line

By Pitt	3-of-3, at Miami (1/31/18)
By Opponent	10-of-10, Canisius (12/9/23)

Had 50-59 Rebounds

By Pitt	54, vs. Purdue Fort Wayne (12/20/23)
By Opponent	51, North Carolina (1/2/24)

Had 60+ Rebounds

By Pitt	60, vs. VMI (12/6/11)
By Opponent	74, West Virginia (2/12/64)

Five Players Fouled Out

By Pitt	vs. Villanova (2/7/86)
By Opponent	Seton Hall (2/9/85)

Had 20-29 Assists

By Pitt	23, vs. South Carolina St. (12/16/23)
By Opponent	24, Florida (11/22/23)

Had 30+ Assists

By Pitt	30, vs. Virginia Tech (1/31/16)
By Opponent	31, UCLA (2/2/91)

Had 10+ Blocked Shots

By Pitt	13 vs. Louisville (2/7/23)
By Opponent	12, Vanderbilt (12/7/22)

Had 15+ Steals

By Pitt	15, vs. Binghamton (12/20/19)
By Opponent	17, West Virginia (11/12/21)

Had 20+ Turnovers

By Pitt	20, vs. Miami (2/22/22)
By Opponent	22, Georgia Tech (2/8/20)

Had 30+ Turnovers

By Pitt	32, at West Virginia (11/12/21)
By Opponent	31, Carnegie Mellon (12/16/96)

Committed 10 Or Fewer Turnovers

By Pitt	10, vs. Duke (1/20/24)
By Opponent	9, Georgia Tech (1/23/24)

THE LAST TIME IT HAPPENED ...

INDIVIDUAL

30-39 Points by a Player

By Pitt 31, Jamarius Burton vs. North Carolina (12/30/22)
By Opp. 30, Keve Aluma, Virginia Tech (2/3/21)

40+ Points by a Player

By Pitt 43, Jamel Artis at Louisville (1/11/17)
By Opp. 41, T.J. Warren, NC State (3/3/14)

Two Players Scored 30 or More Points

By Pitt Jamel Artis (30) and Michael Young (30)
vs. Marshall (12/28/16)
By Opp. Kenny Anderson (32) and Dennis Scott (30),
Georgia Tech (12/28/89)

Two Players Scored 20 or More Points

By Pitt Blake Hinson (21) and Zack Austin (20)
at Louisville (1/6/24)
By Opp. Quinn Slazinski (22) and Jesse Edwards (20),
West Virginia (12/6/23)

Three Players Scored 20 or More Points

By Pitt Justin Champagnie (24), Xavier Johnson (23) and
Ithiel Horton (20) vs. Syracuse (1/16/21)
By Opp. CJ Burks (25), Stevie Browning (22) and
Ryan Taylor (22), Marshall (12/28/16)

10+ Field Goals Made by a Player

By Pitt 10, Blake Hinson at West Virginia (12/6/23)
By Opp. 11, Kyle Filipowski, Duke (1/9/24)

15+ Field Goals Made by a Player

By Pitt 15, Jamel Artis at Louisville (1/11/17)
By Opp. 16, T.J. Warren, NC State (3/3/14)

20-29 Field Goal Attempts by a Player

By Pitt 20, Ishmael Leggett vs. Florida (11/22/23)
By Opp. 20, Antonio Madlock, Alabama State (11/20/22)

Player Shot 1.000 With 5+ Field Goal Attempts

By Pitt 5-of-5, Jorge Diaz Graham, vs. NC A&T (11/6/23)
By Opp. 6-of-6, Dallas Walton, Wake Forest (2/2/22)

Player Shot .800 With 10+ Field Goal Attempts

By Pitt 8-of-10 (.800), Blake Hinson at Duke (1/20/24)
By Opp. 11-of-12 [917], Kyle Filipowski, Duke (1/9/24)

Player Shot .900 With 10+ Field Goal Attempts

By Pitt 9-of-10 [.900], Talib Zanna at Clemson (1/21/14)
By Opp. 11-of-12 [917], Kyle Filipowski, Duke (1/9/24)

5+ 3pt Field Goals Made by a Player

By Pitt 7, Blake Hinson at Duke (1/20/24)
By Opp. 5, Mike James, Louisville (1/6/24)

10+ 3pt Field Goal Attempts by a Player

By Pitt 11, Blake Hinson vs. Syracuse (1/16/24)
By Opp. 12, Landon Gasper, NC A&T (11/6/23)

Player Shot .800 With 5+ 3pt Field Goal Attempts

By Pitt 1.000 [7-of-7], Blake Hinson at Duke (1/20/24)
By Opp. .800 [4-of-5], Joey Baker, Michigan (11/16/22)

10+ Free Throws Made by a Player

By Pitt 13, John Hugley vs. NC State (2/12/22)
By Opp. 13, Qadir Copeland, Syracuse (12/30/23)

15+ Free Throws Made by a Player

By Pitt 15, John Hugley vs. Boston College (1/8/22)
By Opp. 16, Michael Sweetney, Georgetown (1/19/02)

10+ Free Throws Attempted by a Player

By Pitt 10, Jamarius Burton vs. Iowa St. (3/17/22)
By Opp. 15, Qadir Copeland, Syracuse (12/30/23)

15+ Free Throws Attempted by a Player

By Pitt 15, John Hugley vs. NC State (2/12/22)
By Opp. 15, Qadir Copeland, Syracuse (12/30/23)

Player Shot 1.000 With 10+ Free Throw Attempts

By Pitt 13-of-13, Xavier Johnson vs. Syracuse (1/16/21)
By Opp. 14-of-14, Anthony Barber, NC State (1/19/16)

10+ Rebounds by a Player

By Pitt 10, William Jeffress at Syracuse (12/30/23)
By Opp. 10, Kyle Filipowski, Duke (1/9/24)

15+ Rebounds by a Player

By Pitt 18, John Hugley vs. Syracuse (1/25/21)
By Opp. 15, Harrison Ingram, North Carolina (1/2/24)

20+ Rebounds by a Player

By Pitt 21, Justin Champagnie vs. Gardner-Webb (12/12/20)
By Opp. 21, Mike Davis, Maryland (2/15/77)

Two Players with 10 or More Rebounds

By Pitt Carlton Carrington (12) and Federiko Federiko (10)
vs. NC A&T (11/6/23)
By Opp. Harrison Ingram (15) & Armando Bacot (10)
North Carolina (1/2/24)

5+ Offensive Rebounds by a Player

By Pitt 5, Federiko Federiko at Georgia Tech (1/23/24)
By Opp. 5, Harrison Ingram, North Carolina (1/2/24)

10+ Defensive Rebounds by a Player

By Pitt 12, Carlton Carrington vs. NC A&T (11/6/23)
By Opp. 10, Harrison Ingram, North Carolina (1/2/24)

10+ Assists by a Player

By Pitt 10, Carlton Carrington vs. NC A&T (11/6/23)
By Opp. 10, Tyrese Proctor, Duke (3/9/23)

5+ Blocked Shots by a Player

By Pitt 5, Guillermo Diaz Graham vs. Louisville (2/7/23)
By Opp. 6, Jesse Edwards, Syracuse (12/20/22)

5+ Steals by a Player

By Pitt 5, Guillermo Diaz Graham vs. Duke (1/9/24)
By Opp. 6, Ja'von Franklin, Georgia Tech (3/8/23)

Double-Double by a Player*

By Pitt 23/10, Guillermo Diaz Graham vs. Jacksonville (11/17/23)
By Opp. 26/10, Kyle Filipowski, Duke (1/9/24)

Two Players with Double-Doubles in a Game*

By Pitt 13/10, Federiko Federiko vs. NC A&T (11/6/23)
18/12/10, Carlton Carrington vs. NC A&T (11/6/23)
By Opp. 15/12, Hunter Tyson, Clemson (1/7/23)
12/10, PJ Hall, Clemson (1/7/23)

20 - 20 Games (Points - Rebounds)

By Pitt 24/21, J. Champagnie vs. Gardner-Webb (12/12/20)
By Opp. 42/20, Bruce King, Iowa (12/30/76)

20 - 10 Game (Points - Rebounds)

By Pitt 23/10, Guillermo Diaz Graham vs. Jacksonville (11/17/23)
By Opp. 26/10, Kyle Filipowski, Duke (1/9/24)

20 - 10 Game (Points - Assists)

By Pitt 21/10, Xavier Johnson vs. Louisville (1/9/19)
By Opp. 20/11, John Gillon, Syracuse (1/7/17)

30 - 10 Game (Points - Rebounds)

By Pitt 32/13, John Hugley vs. Boston College (1/8/22)
By Opp. 30/10, Keve Aluma, Virginia Tech (2/3/21)

Triple-Double by a Player^

By Pitt 18/12/10, Carlton Carrington vs. NC A&T (11/6/23)
By Opp. 14/10/11, Mike Griffin, Syracuse (2/27/01)

*Double-doubles are points and rebounds unless otherwise indicated

^Triple-doubles are points, rebounds, and assists

PITT MISCELLANEOUS STATISTICS

Games as Leading Scorer

Blake Hinson	9
Carlton Carrington	5
Zack Austin	2
Ishmael Leggett	1
Jaland Lowe	1
Guillermo Diaz Graham	1

Games as Leading Rebounder

Ishmael Leggett	6
Guillermo Diaz Graham	5
Zack Austin	3
Carlton Carrington	3
Blake Hinson	3
William Jeffress	2
Federiko Federiko	2
Jaland Lowe	1

Games Leading in Assists

Carlton Carrington	11
Jaland Lowe	6
Ishmael Leggett	3
Zack Austin	1
Guillermo Diaz Graham	1
Federiko Federiko	1

20+ Point Scoring Games

Blake Hinson	8
Guillermo Diaz Graham	1
Carlton Carrington	1
Zack Austin	1
Jaland Lowe	1

Double-Figure Scoring Games

Blake Hinson	16
Carlton Carrington	15
Ishmael Leggett	13
Guillermo Diaz Graham	7
Zack Austin	6
Jaland Lowe	5
Federiko Federiko	2
Jorge Diaz Graham	1

Double-Figure Rebound Games

Federiko Federiko	1
Carlton Carrington	1
Ishmael Leggett	1
Guillermo Diaz Graham	1
Blake Hinson	1
William Jeffress	1

Double-Figure Assist Games

Carlton Carrington	1
--------------------	---

Triple-Doubles

Carlton Carrington	1
--------------------	---

Double-Doubles

Federiko Federiko	1
Carlton Carrington	1
Ishmael Leggett	1
Guillermo Diaz Graham	1

Pitt's First Substitution

Guillermo Diaz Graham	6
Federiko Federiko	6
William Jeffress	4
Jaland Lowe	4
Ishmael Leggett	3
Jorge Diaz Graham	2
Zack Austin	1

Offensive Fouls Drawn

Opponent	19
Pitt	20

Opponent

Jorge Diaz Graham	5
Blake Hinson	5
Jaland Lowe	4
Ishmael Leggett	3
Guillermo Diaz Graham	2
Zack Austin	1

Jump Balls Controlled

Opponent	9
Pitt	10

Opponent

Guillermo Diaz Graham	5
Federiko Federiko	5

Four-Point Plays

Opponent	1
Pitt	1

Opponent

Carlton Carrington	1
--------------------	---

Three-Point Plays

Opponent	12
Pitt	20

Opponent

Blake Hinson	5
Ishmael Leggett	3
Zack Austin	3
Jaland Lowe	3
Carlton Carrington	2
Guillermo Diaz Graham	2
Federiko Federiko	1
Jorge Diaz Graham	1

Dunks

Opponent	43
Pitt	56

Opponent

Federiko Federiko	20
Zack Austin	15
Guillermo Diaz Graham	12
Blake Hinson	3
Jorge Diaz Graham	2
William Jeffress	2
Ishmael Leggett	1
Carlton Carrington	1

Technical Fouls / Flagrant 1s

Opponent	6
Pitt	5

Opponent

Blake Hinson	2
Bench	1
Carlton Carrington	1
Ishmael Leggett	1

Largest Halftime Lead

35 [50-15] vs. NC A&T (11/6/23)

Largest Halftime Deficit

25 [48-23] vs. Duke (1/9/24)

Largest Halftime Deficit Overcome to Win

1 [41-40] vs. Canisius (12/9/23)

Largest Deficit Overcome to Win

7 vs. Canisius (12/9/23)

Largest Pitt Lead

52 [106-54, 2nd - 0:51] vs. Jacksonville (11/17/23)

Largest Pitt Deficit

34 [62-28, 2nd - 12:48] vs. Duke (1/9/24)

Largest Pitt Win

51 [107-56] vs. Jacksonville (11/17/23)

Largest Pitt Defeat

22 [75-53] vs. Duke (1/9/24)

Most Consecutive Points Scored

19 vs. NC A&T (11/6/23)

Most Consecutive Points Allowed

10 by Syracuse (12/30/23)

10 by Duke (1/9/24)

Longest Winning Streak

4, 2x; Nov. 6-Nov. 17 & Dec. 6-Dec. 20

Longest Losing Streak

2, Nov. 28-Dec. 3 & Dec. 30-Jan. 3, Jan. 9-16

Largest Home Crowd

11,476 vs. Syracuse (1/9/24)

Largest Road Crowd

20,624 at Syracuse (12/30/23)

Largest Neutral Crowd

1,873 vs. Florida (11/22/23)

PITT'S 2023-24 RECORD WHEN ...

Plays at home	7-5
Plays on the road	4-1
Plays at neutral site	1-1
Record vs. the ACC (regular season)	3-5
Record against non-conference	9-2
Wins the game before	7-4
Loses the game before	4-3
Leads at half	11-1
Trails at half	1-6
Tied at half	0-0
Plays an overtime game	0-0
Shoots 50% or better	4-0
Shoots less than 50%	8-7
Opp. shoots 50% or less	10-6
Shoots better than opp.	11-0
Shoots worse than opp.	1-7
Shoots same as opp.	0-0
Has more FTs made than opp.	9-1
Has equal FTs made	0-2
Has less FTs made than opp.	3-4
Outrebounds opp.	11-2
Is outrebounded	0-5
Has equal rebounds	1-0
Has more TOs than opp.	2-4
Has equal or less TOs than opp.	10-3
Scores more/equal bench pts.	9-0
Scores less bench pts.	3-7
Plays a ranked opp. (AP)	1-2
Makes 7+ 3-Pt. shots	11-5
No Pitt player fouls out	10-6
1+ Pitt player fouls out	2-1
Has 15+ assists	7-1
Has 20+ assists	3-0
Wears white uniforms	8-4
Wears gold uniforms	1-2
Wears blue uniforms	3-0
Wears black uniforms	0-1
Plays in tournaments	1-1
Plays on television	8-7
Plays in November	5-2
Plays in December	4-2
Plays in January	3-3
Plays in February	0-0
Plays in March	0-0
Plays during the day	3-2
Plays at night	9-5
Plays on Sunday	0-1
Plays on Monday	2-0
Plays on Tuesday	1-4
Plays on Wednesday	2-1
Plays on Thursday	0-0
Plays on Friday	3-0
Plays on Saturday	4-1
Margin is 5 pts. or less	1-0
Margin is 10 pts. or less	2-3
Margin is between 11-20	5-3
Margin is more than 20	5-1
Has a 20-pt. scorer	6-4
Has a 30-pt. scorer	0-0
Scores 59 points or less	0-3
Scores 60+ points	12-4
Scores 70+ points	11-3
Scores 80+ points	9-0
Scores 90+ points	2-0
Scores 100+ points	2-0

BY STARTING LINEUP

Carrington, Leggett, Austin, Hinson, Federiko	7-3
Carrington, Leggett, Jeffress, Hinson, G. Diaz Graham	2-0
Lowe, Carrington, Austin, Hinson, G. Diaz Graham	1-2
Lowe, Carrington, Austin, Hinson, & Federiko	2-0
Carrington, Leggett, Austin, Hinson, G. Diaz Graham	0-2

PITT BASKETBALL IN THE POLLS

The Pitt basketball program has held a prominent spot in the national basketball scene for the past 16 seasons. The final national rankings are just one area to measure the Panthers success in that span. Pitt has finished in the Associated Press top 25 in eight of the past 17 seasons, including three times concluding the year ranked in the top 10 in the nation.

- Pitt has been ranked in the top 25 of the AP Poll at some point in 15 of the past 22 seasons.
- Pitt concluded the 2008-09 and 2010-11 season ranked No. 4 in the AP Poll.
- Pitt claimed its first No. 1 ranking in the AP Poll during the 2008-09 season.
- The Panthers have been ranked in the AP top 25 a total of 261 weeks.
- Pitt has been ranked in the top 10 of the AP Poll 117 times.
- The Panthers spent the entire 2008-09 season ranked in the top 10 of the AP Poll, including 17 weeks in the top 5 and three weeks ranked No. 1 overall.

AP POLL RECORDS

ALL-TIME RECORD - RANKED

Rk	W-L	Pct.
1	3-2	.600
2	11-6	.647
3	24-4	.857
4	36-7	.837
5	25-2	.926
6	17-4	.810
7	17-6	.739
8	8-5	.615
9	13-9	.591
10	15-3	.833
11	14-5	.737
12	11-4	.733
13	18-6	.750
14	11-2	.846
15	14-4	.778
16	11-7	.611
17	26-8	.765
18	12-9	.571
19	4-2	.667
20	14-6	.700
21	3-2	.600
22	17-11	.607
23	6-1	.857
24	8-3	.727
25	4-5	.444
Total	342-123	.735

ALL-TIME RECORD - VS. RANKED

Rk	W-L	Pct.
1	2-18	.100
2	3-11	.214
3	5-15	.250
4	6-9	.400
5	8-9	.471
6	3-11	.214
7	3-5	.375
8	4-12	.250
9	8-11	.421
10	3-12	.200
11	7-21	.250
12	8-14	.364
13	7-8	.467
14	2-17	.105
15	8-12	.400
16	3-11	.214
17	5-10	.333
18	2-15	.118
19	6-11	.353
20	10-8	.556
21	0-11	.000
22	1-3	.250
23	4-5	.444
24	2-7	.222
25	7-5	.583
Total	116-273	.298

PITT IN THE AP POLL

Total Polls Ranked	261
Top 10 Rankings	117
Longest Consecutive Polls Ranked	60
Current Streak	0

Years Ranked

Total Years	24
Consecutive Years	13
Current Streak	1

Final Poll

Total Polls	12
Top 10	5
High Rank	4

No. 1 Ranking

Total Rankings	3
Most No. 1 Weeks in Succession	2

Weeks Ranked By Ranking

First Ranked: Dec. 16, 1958 (No. 18)
Last Ranked: Feb. 27, 2023 (No. 25)

Rank	Weeks
No. 1	3
No. 2	11
No. 3	16
No. 4	21
No. 5	15
No. 6	12
No. 7	12
No. 8	7
No. 9	13
No. 10	10
No. 11	10
No. 12	9
No. 13	10
No. 14	8
No. 15	10
No. 16	13
No. 17	18
No. 18	11
No. 19	3
No. 20	12
No. 21	3
No. 22	14
No. 23	6
No. 24	8
No. 25	5

2023-24 BOX SCORES


N.C. A&T at Pitt
 Official Basketball Box Score - Final
 11/06/23 Petersen Events Center, Pittsburgh
 2023-24 Men's Basketball
 Game Time: 7:00 PM
 Game Duration: 1:55
 Attendance: 6,797
 Officials: A.J. Desai, Ron Tyburiski, Patrick O'Connell

N.C. A&T - 52 Record: 0-1

NO. Name	Min	FG	3P	FT	Rebounds	Fouls	TP	AS	TO	ST	Blocks	+/-
		M.A.	M.A.	M.A.	OR DR TOT	PF FD					BS BA	
1 Jeremy Robinson	13:16	1-5	1-3	0-0	0 1 1	5 0	3	0	1	0	0 0	-12
5 Evan Joyner	32:39	0-5	0-0	0-0	1 3 4	2 1	0	1	2	2	3	-54
16 Nikolaos Chitikioudis	28:54	1-4	1-1	0-0	1 4 5	2 3	3	0	1	1	2	-39
3 Camian Shell	23:20	3-7	1-2	2-2	0 2 2	4 1	9	2	1	1	0	-27
7 Landon Glasper	34:32	1-16	0-12	4-5	1 1 2	3 4	6	0	0	1	1	-39
0 Kyle Duke	28:51	6-16	3-6	0-0	2 4 6	1 2	15	2	3	1	1	30
10 Uchenna Kellman-Nicholes	23:52	5-11	2-8	0-2	1 1 0	1 1	12	3	1	0	0	-26
15 Jalal McKie	12:24	1-5	0-2	0-0	1 1 0	0 2	1	0	0	0	1	-9
23 Ahmad Hamilton	02:12	1-1	0-0	0-0	1 0 1	0 0	2	0	0	0	0	-4
Team					2 3 5	0	0	0	0	0	0	
Totals	19:70	8-34	6-9	9	19 28	17 12	52	9	9	5	6	-48

Shooting By Period: 1st FG% 5-35 14.3%, 3PT% 2-17 11.8%, FT% 3-4 75%
 2nd FG% 14-35 40.0%, 3PT% 6-17 35.3%, FT% 3-5 60%
 GM FG% 19-70 27.1%, 3PT% 8-34 23.5%, FT% 6-9 66.7%
 Dead Ball Rebounds: 2, 0

Pitt - 100 Record: 1-0


NO. Name	Min	FG	3P	FT	Rebounds	Fouls	TP	AS	TO	ST	Blocks	+/-
		M.A.	M.A.	M.A.	OR DR TOT	PF FD					BS BA	
2 Blake Hinson	20:56	5-11	2-5	1-2	3 5 8	2 2	13	2	0	0	0	19
55 Zack Austin	21:53	4-9	0-3	0-2	0 4 4	1 1	8	2	0	0	1	29
33 Federico Federico	26:07	6-9	0-0	1-4	4 6 10	2 2	13	1	0	0	4	41
5 Ishmael Leggett	24:54	4-7	1-2	2-2	2 3 5	2 4	1	2	2	0	0	32
7 Carlton Carrington	29:07	7-12	4-7	0-0	0 12 12	1 0	18	10	2	0	0	28
15 Jaland Lowe	20:14	2-6	0-2	0-0	1 1 1	2 4	3	3	1	0	0	28
24 William Jeffress	17:06	2-4	0-2	3-4	0 2 4	0 2	7	0	1	1	0	26
25 Guillermo Diaz Graham	13:53	2-4	1-3	0-0	2 3 5	4 2	5	1	2	1	2	7
31 Jorge Diaz Graham	15:35	5-5	3-3	1-1	0 5 5	0 1	14	0	0	0	1	18
8 Michael Hueitt Jr.	08:03	2-3	0-1	0-2	0 1 1	1 1	4	0	0	0	0	8
12 KJ Marshall	02:12	1-1	1-1	0-0	0 0 0	0 0	3	0	0	0	0	4
Team					2 1 3	0	0	0	0	0	0	
Totals	40:71	12-29	8-17	15	43 58	12 17	100	21	10	5	9	48

Shooting By Period: 1st FG% 19-35 54.3%, 3PT% 6-13 46.2%, FT% 6-11 54.5%
 2nd FG% 21-36 58.3%, 3PT% 6-16 37.5%, FT% 2-6 33.3%
 GM FG% 40-71 56.3%, 3PT% 12-29 41.4%, FT% 8-17 47.1%
 Dead Ball Rebounds: 6, 0

NC A&T	Pitt
Biggest lead	0 (1 st 20:00) 51 (2 nd 0:50)
Best Scoring Run	5 (2 nd 3:04) 19 (2 nd 16:47)
Lead Changes	0
Times Tied	0
Time with Lead	00:00 39:49

Points from Turnovers	7	14
Paint	10	46
Second Chance	5	13
Fast Breaks	2	12
Bench	31	37

Period by Period Scoring	1st	2nd	TOT
NC A&T	15	37	52
Pitt	50	50	100


Binghamton at Pitt
 Official Basketball Box Score - Final
 11/10/23 Petersen Events Center, Pittsburgh
 2023-24 Men's Basketball
 Game Time: 7:00 PM
 Game Duration: 2:03
 Attendance: 7,747
 Officials: Bert Smith, Kellen Miner, Chase Shaw

Binghamton - 60 Record: 0-2

NO. Name	Min	FG	3P	FT	Rebounds	Fouls	TP	AS	TO	ST	Blocks	+/-
		M.A.	M.A.	M.A.	OR DR TOT	PF FD					BS BA	
0 Tyrnu Chenery	25:10	2-9	1-3	1-2	1 1 2	3 1	6	2	2	0	0	-25
2 Arnon Hamed	14:08	1-6	0-2	2-2	1 1 2	4 2	4	0	2	1	0	-4
1 Tariq Balogun	08:22	0-0	0-0	0-0	0 1 1	2 0	0	0	0	0	0	-10
11 Dan Petcash	26:34	1-2	0-1	2-2	0 4 2	0 4	0	2	0	0	0	-23
23 Symir Torrence	29:25	3-10	2-5	2-2	2 3 5	0 3	10	5	4	0	0	-27
13 Chris Walker	24:48	2-10	0-4	3-4	1 1 2	3 3	7	2	1	1	0	-16
24 Nehemiah Benson	22:41	4-6	0-0	0-2	0 8 8	2 2	8	1	1	0	0	-16
3 Evan Ashe	23:22	6-9	3-5	0-0	0 0 0	2 1	15	1	0	1	0	-14
22 Gavin Walsh	20:50	2-7	2-4	0-4	3 1 4	2 3	6	0	2	0	1	-6
4 Masud Stewart	00:29	0-0	0-0	0-0	0 0 0	0 0	0	0	0	0	0	-1
35 Max Sims	06:13	0-2	0-1	0-0	0 1 1	0 0	0	0	0	0	0	-3
Team					2 1 3	0	1	0	0	0	0	
Totals	21:61	9-25	10-18	10	22 32	20 15	60	11	15	4	2	-29

Shooting By Period: 1st FG% 5-35 14.3%, 3PT% 2-17 11.8%, FT% 3-4 75%
 2nd FG% 14-35 40.0%, 3PT% 6-17 35.3%, FT% 3-5 60%
 GM FG% 19-70 27.1%, 3PT% 8-34 23.5%, FT% 6-9 66.7%
 Dead Ball Rebounds: 2, 0

Pitt - 89 Record: 2-0

NO. Name	Min	FG	3P	FT	Rebounds	Fouls	TP	AS	TO	ST	Blocks	+/-
		M.A.	M.A.	M.A.	OR DR TOT	PF FD					BS BA	
2 Blake Hinson	23:43	8-14	4-9	6-7	1 3 4	1 3	26	0	1	1	0	26
55 Zack Austin	28:23	1-4	0-1	0-0	0 6 6	0 0	2	0	0	1	3	0
33 Federico Federico	21:35	1-3	0-0	1-2	4 5 9	3 2	3	1	1	1	3	0
5 Ishmael Leggett	27:12	6-14	1-1	5-6	4 7 11	1 5	18	5	3	4	0	27
7 Carlton Carrington	27:17	6-11	3-6	3-5	1 2 3	2 2	18	4	1	1	0	31
15 Jaland Lowe	15:29	1-8	0-4	0-0	0 3 3	0 2	2	2	2	0	0	2
25 Guillermo Diaz Graham	17:10	4-5	2-3	2-3	2 4 2	4 1	12	0	2	2	1	0
31 Jorge Diaz Graham	12:50	0-1	0-1	2-2	2 1 3	4 8	2	1	0	0	0	8
24 William Jeffress	13:49	1-2	0-1	0-0	2 2 4	1 0	2	0	2	1	0	0
8 Michael Hueitt Jr.	10:02	2-3	0-1	0-0	0 0 0	2 0	4	0	0	0	0	-2
12 KJ Marshall	01:15	0-0	0-0	0-0	0 0 0	0 0	0	0	0	0	0	0
21 Vason Stevenson	01:15	0-0	0-0	0-2	0 1 1	0 1	0	0	0	0	0	0
Team					1 1 2	0	0	0	0	0	0	
Totals	30:65	10-27	19-27	17	33 50	16 20	89	13	12	11	7	29

Shooting By Period: 1st FG% 15-37 40.5%, 3PT% 3-12 25.0%, FT% 7-11 63.6%
 2nd FG% 15-28 53.6%, 3PT% 1-15 6.7%, FT% 12-16 75%
 GM FG% 30-65 46.2%, 3PT% 10-27 37.0%, FT% 19-27 70.4%
 Dead Ball Rebounds: 4, 1

Bing	Pitt
Biggest lead	3 (1 st 18:50) 32 (2 nd 10:02)
Best Scoring Run	6 (2 nd 6:13) 9 (1 st 5:51)
Lead Changes	1
Times Tied	1
Time with Lead	01:22 36:24

Points from Turnovers	0	16
Paint	18	34
Second Chance	6	15
Fast Breaks	6	22
Bench	36	22

Period by Period Scoring	1st	2nd	TOT
Bing	32	28	60
Pitt	40	49	89


FGCU at Pitt
 Official Basketball Box Score - Final
 11/13/23 Petersen Events Center, Pittsburgh
 2023-24 Men's Basketball
 Game Time: 7:00 PM
 Game Duration: 2:00
 Attendance: 6,567
 Officials: Roger Ayers, Lee Cassell, Anthony Eades

FGCU - 74 Record: 1-2

NO. Name	Min	FG	3P	FT	Rebounds	Fouls	TP	AS	TO	ST	Blocks	+/-
		M.A.	M.A.	M.A.	OR DR TOT	PF FD					BS BA	
10 Zach Anderson	38:25	3-8	0-2	4-6	0 6 6	1 3	10	2	2	0	1	-11
32 Keeshawn Kellman	24:37	6-12	0-1	2-4	2 4 6	4 2	14	1	3	0	1	-13
1 Rahmir Barjo	15:22	3-5	2-3	0-0	0 1 1	1 1	8	2	0	0	0	-6
4 Cyrus Largie	24:51	1-1	0-0	1-2	2 3 5	2 3	3	1	0	0	0	-6
55 Chase Johnston	34:04	5-11	2-7	0-0	0 2 2	2 0	12	0	0	0	0	-13
3 Andre Weir	13:42	5-8	0-1	2-3	2 3 5	3 3	12	0	0	0	0	2
12 Franco Miller Jr.	09:51	0-1	0-1	0-0	0 0 0	3 0	0	2	0	0	0	4
23 Dallion Johnson	10:33	0-3	0-3	0-0	1 1 0	1 0	0	2	0	1	1	-10
11 Isaiah Thompson	26:54	4-8	3-6	2-2	2 2 2	3 0	13	2	1	2	0	0
0 Dakota Rivers	01:41	1-1	0-0	0-0	0 0 0	0 2	0	0	0	0	0	-1
Team					0 1 1	0	0	0	0	0	0	
Totals	28:58	7-24	11-17	6	23 29	18 16	74	12	9	3	2	-12

Shooting By Period: 1st FG% 15-32 46.9%, 3PT% 3-14 21.4%, FT% 14-23 60.9%
 2nd FG% 13-26 50.0%, 3PT% 4-10 40.0%, FT% 9-13 69.2%
 GM FG% 28-58 48.3%, 3PT% 7-24 29.2%, FT% 11-17 64.7%
 Dead Ball Rebounds: 2, 0

Pitt - 86 Record: 3-0

NO. Name	Min	FG	3P	FT	Rebounds	Fouls	TP	AS	TO	ST	Blocks	+/-
		M.A.	M.A.	M.A.	OR DR TOT	PF FD					BS BA	
2 Blake Hinson	30:20	6-15	3-10	3-6	1 4 5	2 3	18	0	2	1	0	5
55 Zack Austin	18:28	2-4	1-3	2-4	1 4 5	2 3	7	0	1	1	0	2
33 Federico Federico	23:50	4-6	0-0	1-6	6 1 7	4 3	9	0	1	0	3	17
5 Ishmael Leggett	38:17	8-12	0-3	5-7	0 7 7	0 4	17	5	0	2	0	8
7 Carlton Carrington	38:59	5-9	2-6	7-7	0 4 4	2 3	19	7	1	0	0	11
31 Jorge Diaz Graham	01:43	0-0	0-0	0-0	0 0 0	2 0	0	0	0	0	0	-2
25 Guillermo Diaz Graham	16:10	1-5	0-2	0-2	1 3 4	2 1	2	0	0	0	0	-5
15 Jaland Lowe	14:57	5-9	2-4	0-0	1 1 2	1 2	0	0	0	0	0	10
24 William Jeffress	21:16	1-1	0-0	0-0	2 3 5	0 2	2	1	0	2	1	0
Team					3 1 4	0	1	0	0	0	0	
Totals	30:61	8-28	18-32	14	28 42	16 18	86	15	7	6	5	12

Shooting By Period: 1st FG% 14-29 48.3%, 3PT% 3-14 21.4%, FT% 14-23 60.9%
 2nd FG% 16-32 50.0%, 3PT% 5-14 35.7%, FT% 4-9 44.4%
 GM FG% 30-61 49.2%, 3PT% 8-28 28.6%, FT% 18-32 56.3%
 Dead Ball Rebounds: 8, 0

FGCU	Pitt
Biggest lead	0 (1 st 20:00) 15 (2 nd 8:26)
Best Scoring Run	7 (2 nd 6:07) 8 (1 st 1:06)
Lead Changes	0
Times Tied	1
Time with Lead	00:00 39:29

Points from Turnovers	8	9
Paint	36	36
Second Chance	11	13
Fast Breaks	0	14
Bench	27	

2023-24 BOX SCORES

Florida at Pittsburgh
 11/23/23 Barclays Center, Brooklyn, NY
 2023 Novavax NIT Season Tip-Off
 Game Time: 9:30 PM
 Game Duration: 2:02
 Attendance: 1,873
 Officials: Pat Driscoll, Steve Anderson, Mike Pala

Florida - 86		Record: 4-1										Shooting By Period	
NO. Name	Min	FG M-A	3P M-A	FT M-A	Rebounds OR DR TOT	Fouls PF FD	TP	AS	TO	ST	Blocks BS BA +/-	1st FG%	2nd FG%
4 Tyrese Samuel	F 30:31	9-11	0-2	2-6	3 7 10	1 7	20	3	0	3	3	0	15
3 Micah Handlogten	C 00:49	0-1	0-0	0-0	0 0 0	1 0	0	0	0	0	0	0	-2
1 Walter Clayton Jr.	G 31:12	11-17	6-8	0-0	0 5 5	2 0	28	2	2	2	1	0	12
2 Riley Kugel	G 29:39	2-9	1-6	0-0	1 1 2	3 0	5	6	2	2	0	1	-1
5 Will Richard	G 28:06	1-6	0-4	3-3	0 4 4	1 5	2	1	1	1	0	0	7
21 Alex Condon	G 24:15	4-8	0-0	3-5	1 5 6	2 3	11	1	1	1	1	2	-2
0 Zyon Pullin	G 28:55	1-5	0-0	8-10	0 2 2	1 6	10	8	1	2	0	0	23
10 Thomas Haugh	G 21:59	3-8	1-3	0-0	1 4 5	5 0	7	1	1	0	1	2	15
11 Denzel Aberdeen	G 04:34	0-1	0-1	0-0	0 1 1	0 0	0	1	1	0	0	0	8
Team					1 1 2	0	0						
Totals		31-66	8-24	16-24	7 30 37	19 17	86	24	8	11	6	5	15

Pittsburgh - 71		Record: 4-1										Shooting By Period	
NO. Name	Min	FG M-A	3P M-A	FT M-A	Rebounds OR DR TOT	Fouls PF FD	TP	AS	TO	ST	Blocks BS BA +/-	1st FG%	2nd FG%
2 Blake Hinson	F 36:17	5-15	3-9	3-7	1 2 3	2 3	16	2	1	1	0	2	-8
55 Zack Austin	F 23:15	3-6	0-3	4-5	2 7 9	0 3	10	0	1	1	1	0	4
3 Federico Federico	C 23:26	0-0	0-0	1-2	1 3 4	4 1	1	2	1	0	3	0	-8
5 Ishmael Leggett	G 35:12	7-20	3-8	2-2	3 6 9	4 4	19	1	4	2	0	2	-10
7 Carlton Carrington	G 35:28	6-15	2-7	0-1	2 2 4	2 2	14	7	3	0	0	2	-10
25 Guillermo Diaz Graham	G 16:34	1-5	1-3	0-0	0 3 3	6 3	3	2	1	1	0	-7	
15 Jaland Lowe	09:20	1-3	0-1	0-0	0 2 2	0 0	2	0	1	0	0	0	-10
24 William Jeffress	G 13:14	1-3	1-2	0-0	0 3 3	1 1	3	0	0	0	0	0	-16
31 Jorge Diaz Graham	G 07:14	0-1	0-1	3-4	1 1 2	1 3	2	1	0	0	0	0	-10
Team					2 2 4	0	0						
Totals		24-68	10-34	13-21	15 31 46	17 19	71	14	5	5	6	5	15

Biggest lead	FLA	PIT	Points from Turnovers	FLA	PIT	Period by Period Scoring
	15 (2nd 7:55)	9 (1st 12:14)	19	7		1st 2nd TOT
Best Scoring Run	9 (2nd 9:52)	7 (1st 18:32)	Paint	44	26	FLA 39 47 86
Lead Changes	3	3	Second Chance	2	17	PIT 34 37 71
Times Tied	6	6	Fast Breaks	24	2	
Time with Lead	18:49	15:45	Bench	28	11	

Oregon St. at Pittsburgh
 11/23/23 Barclays Center, Brooklyn, NY
 2023 Novavax NIT Preseason Tip-Off
 Game Time: 3:00 PM
 Game Duration: 1:57
 Officials: Anthony Jordan, Ed Corliss, Trey Styons

Oregon St. - 51		Record: 3-3										Shooting By Period	
NO. Name	Min	FG M-A	3P M-A	FT M-A	Rebounds OR DR TOT	Fouls PF FD	TP	AS	TO	ST	Blocks BS BA +/-	1st FG%	2nd FG%
34 Tyler Blodeau	F 26:51	4-10	0-4	2-2	1 3 4	3 2	10	2	1	1	0	0	-4
24 KC Bekwe	C 22:02	4-8	0-0	1-3	1 5 6	3 4	9	0	0	1	0	0	-15
0 Jordan Pope	G 34:40	4-10	1-5	2-2	0 0 0	0 2	11	4	2	1	0	0	-18
1 Christian Wright	G 33:07	1-4	0-2	0-0	0 1 1	0 1	2	2	0	0	0	1	-20
4 Dexter Alkanno	G 33:07	2-7	0-4	8-10	1 4 5	2 6	12	2	2	0	0	0	-22
15 Chol Marial	G 06:09	0-1	0-0	0-0	0 3 3	2 0	0	0	2	0	0	0	-5
5 Justin Rochelin	08:32	0-4	0-3	0-0	0 0 0	0 1	0	0	0	0	0	1	-9
12 Michael Rataj	13:15	1-2	0-0	0-0	0 3 3	1 2	2	1	1	1	0	0	-15
11 DaJohn Craig	05:04	0-3	0-1	0-0	0 1 1	0 0	0	0	0	0	0	0	-6
22 Thomas Ndong	09:27	1-2	1-2	0-0	1 0 1	4 0	3	0	1	0	0	0	-9
3 Gavin Marrs	02:16	0-0	0-0	0-1	0 1 1	0 0	0	0	0	0	1	0	-2
2 Josiah Lake II	15:54	0-1	0-0	2-2	2 2 4	3 1	2	0	1	3	0	0	1
14 Jayden Stevens	01:57	0-0	0-0	0-2	0 0 0	1 0	0	0	0	0	0	0	-1
Team					2 0 2	0	0	2					
Totals		17-52	2-21	15-21	8 23 31	19 19	51	11	14	8	0	3	-25

Pittsburgh - 76		Record: 5-1										Shooting By Period	
NO. Name	Min	FG M-A	3P M-A	FT M-A	Rebounds OR DR TOT	Fouls PF FD	TP	AS	TO	ST	Blocks BS BA +/-	1st FG%	2nd FG%
2 Blake Hinson	F 32:00	6-17	3-11	2-3	2 0 2	2 2	17	2	1	1	0	0	24
55 Zack Austin	F 26:31	5-9	3-6	6-8	3 5 8	2 5	19	1	0	2	0	0	26
33 Federico Federico	C 25:47	3-3	0-0	4-4	4 1 5	4 2	10	0	0	2	0	0	27
5 Ishmael Leggett	G 31:55	6-12	1-4	2-2	3 4 7	1 4	15	3	1	1	0	0	29
7 Carlton Carrington	G 26:23	1-5	0-3	3-3	0 6 6	4 3	5	2	0	0	0	0	8
25 Guillermo Diaz Graham	14:13	0-4	0-3	2-2	0 3 3	4 1	2	0	2	1	0	0	-2
24 William Jeffress	08:00	0-1	0-0	1-2	0 2 2	0 1	1	0	0	0	0	0	-1
31 Jorge Diaz Graham	12:02	2-3	1-2	0-0	3 1 4	0 1	5	0	1	0	0	0	-1
15 Jaland Lowe	18:16	1-5	0-1	0-0	1 2 3	1 0	2	3	1	0	0	0	13
8 Michael Huetit Jr.	03:24	0-0	0-0	0-0	0 2 2	1 0	0	0	0	0	0	0	0
12 KJ Marshall	01:29	0-1	0-1	0-0	0 0 0	0 0	0	0	1	0	0	0	0
Team					1 1 2	0	0						
Totals		24-60	8-31	20-24	17 27 44	19 19	76	15	11	6	3	0	25

Biggest lead	OSU	PIT	Points from Turnovers	OSU	PIT	Period by Period Scoring
	2 (1st 19:08)	25 (2nd 3:24)	11	18		1st 2nd TOT
Best Scoring Run	6 (1st 8:24)	8 (2nd 12:05)	Paint	22	32	OSU 27 24 51
Lead Changes	1	1	Second Chance	7	26	PIT 39 37 76
Times Tied	0	0	Fast Breaks	4	2	
Time with Lead	00:12	38:56	Bench	7	10	

Missouri at Pitt
 11/28/23 Petersen Events Center, Pittsburgh
 2023-24 Men's Basketball
 Game Time: 7:30 PM
 Game Duration: 2:06
 Attendance: 7,590
 Officials: Ted Valentine, Bert Smith, Clairence Armstrong

Missouri - 71		Record: 6-2										Shooting By Period	
NO. Name	Min	FG M-A	3P M-A	FT M-A	Rebounds OR DR TOT	Fouls PF FD	TP	AS	TO	ST	Blocks BS BA +/-	1st FG%	2nd FG%
23 Aidan Shaw	F 19:59	2-2	0-0	0-0	1 3 4	2 0	4	0	0	1	0	0	-7
35 Noah Carter	F 27:38	5-9	1-2	2-2	0 8 8	4 2	13	2	1	0	0	1	18
2 Tamar Bates	G 19:39	4-8	2-3	2-2	1 1 2	1 2	12	0	0	0	0	1	-2
10 Nick Honor	G 23:13	0-6	0-3	0-1	1 0 1	4 2	0	4	1	0	0	0	-4
55 Sean East II	G 33:42	7-13	3-4	4-6	0 5 5	4 3	21	4	5	1	0	0	14
0 Jordan Butler	06:47	0-0	0-0	0-0	0 0 0	2 0	0	0	0	0	1	0	-3
14 Anthony Robinson II	13:16	2-5	0-2	1-1	1 1 2	1 3	5	1	0	3	0	1	1
31 Caleb Grill	25:42	4-8	2-5	0-0	3 2 5	2 1	10	1	0	1	0	0	1
11 Trent Pierce	03:44	0-1	0-1	0-2	0 0 0	0 1	0	0	0	0	0	0	-4
75 Connor Vanover	20:40	3-8	0-2	0-0	3 4 7	0 0	6	1	0	1	2	0	9
4 Curt Lewis	04:28	0-0	0-0	0-0	1 1 0	0 0	0	1	0	0	0	0	7
45 Mabor Majak	01:12	0-0	0-0	0-0	0 0 0	0 0	0	0	0	0	0	0	1
Team					1 0 1	0	0	3					
Totals		27-60	8-22	9-14	11 25 36	20 14	71	14	10	6	4	3	7

Pitt - 64		Record: 5-2										Shooting By Period	
NO. Name	Min	FG M-A	3P M-A	FT M-A	Rebounds OR DR TOT	Fouls PF FD	TP	AS	TO	ST	Blocks BS BA +/-	1st FG%	2nd FG%
2 Blake Hinson	F 38:41	7-12	5-8	3-6	0 5 5	1 3	22	1	0	0	0	0	-10
55 Zack Austin	F 32:09	1-4	1-2	2-2	0 4 4	1 1	5	0	0	1	2	0	-7
3 Federico Federico	C 23:33	0-2	0-0	3-6	5 1 6	1 5	3	0	0	0	0	2	-6
5 Ishmael Leggett	G 32:10	1-8	0-5	8-8	1 6 7	2 5	10	3	6	2	0	1	-1
7 Carlton Carrington	G 36:14	4-14	1-7	4-4	1 6 7	3 2	13	4	3	0	1	1	-8
25 Guillermo Diaz Graham	16:27	2-2	0-0	1-1	1 1 2	3 2	5	0	0	0	0	0	-1
15 Jaland Lowe	11:36	1-1	0-0	2-2	0 0 0	1 1	4	0	2	0	0	0	-5
24 William Jeffress	03:18	0-1	0-0	0-0	0 0 0	0 0	0	0	0	0	0	0	1
31 Jorge Diaz Graham	05:52	0-3	0-2	2-2	1 1 2	2 1	2	0	0	1	1	0	2
Team					0 0 0	0	0						
Totals		16-47	7-25	25-31	9 24 33	14 20	64	8	11	4	3	4	-7

Biggest lead	Mizzou	Pitt	Points from Turnovers	Mizzou	Pitt	Period by Period Scoring
	10 (2nd 5:58)	6 (1st 7:41)	9	11		1st 2nd TOT
Best Scoring Run	8 (2nd 13:03)	8 (1st 7:41)	Paint	30	12	Mizzou 38 33 71
Lead Changes</						

2023-24 BOX SCORES

Official Basketball Box Score - Final
Pitt at West Virginia
 12/06/23 WVU Coliseum, Morgantown, W.Va.
 2023-24 Men's Basketball

Game Time: 9:00 PM
 Game Duration: 1:53
 Attendance: 12,301

Officials: Doug Simons, Jamie Luckie, Ray Nail

Pitt - 80		Record: 6-3														
NO.	Name	Min	FG	3P	FT	Rebounds	Fouls	TP	AS	TO	ST	Blocks	+/-	Shooting By Period		
			M-A	M-A	M-A	OR DR TOT	PF					BS BA		1st	2nd	
2	Blake Hinson	F	34:37	10-19	9-15	0-0	1 6 7	3 3	29	0	1	0	0	0	9	1st FG% 13-34 38.2%
55	Zack Austin	F	16:50	0-3	0-3	0-0	0 2 2	0 0	0	0	0	1	0	0	0	3PT% 9-23 39.1%
33	Federiko Federiko	C	14:05	0-1	0-0	0-0	1 1 2	4 0	0	0	3	0	1	0	2	FT% 1-1 100%
5	Ishmael Leggett	G	20:44	3-7	0-2	4-4	0 2 2	2 2	10	0	0	0	0	1	7	2nd FG% 16-28 57.1%
7	Carlton Carrington	G	38:52	6-13	3-8	1-1	1 3 4	1 2	16	9	1	1	0	1	19	3PT% 7-15 46.7%
31	Guillermo Diaz Graham	F	14:50	1-5	0-0	0 6 6	1 2	3	2	1	1	0	0	0	9	FT% 5-6 83.3%
24	William Jeffress	F	25:02	6-7	3-4	0-0	0 0 0	3 3	1	0	0	0	1	1	22	GM FG% 29-62 46.8%
15	Jaland Lowe	F	09:08	3-4	0-0	0 0 0	0 0 0	0 0	6	1	0	0	0	1	0	3PT% 15-38 42.1%
Team						0 2 2			0	0	0					FT% 6-7 85.7%
Totals			29-62	16-38	6-7	6 27 33	17 12	80	12	6	4	4	4	1	17	Dead Ball Rebounds: 1, 0

West Virginia - 63

West Virginia - 63		Record: 3-5														
NO.	Name	Min	FG	3P	FT	Rebounds	Fouls	TP	AS	TO	ST	Blocks	+/-	Shooting By Period		
			M-A	M-A	M-A	OR DR TOT	PF					BS BA		1st	2nd	
9	Oth Naveh	F	35:00	5-13	1-5	0-0	0 4 4	1 3	11	3	1	0	0	-8	1st FG% 11-27 40.7%	
11	Quinn Stazinski	F	34:36	6-11	1-4	9-10	0 6 6	2 6	22	1	3	0	0	-5	3PT% 2-10 20.0%	
22	Josiah Harris	F	26:23	0-5	0-4	2 0	2 2	3 1	1	2	1	0	0	1	1	FT% 11-12 91.7%
7	Jesse Edwards	C	34:35	8-11	0-1	4-4	2 7 9	2 2	20	0	2	0	0	-14	2nd FG% 11-26 42.3%	
2	Kobe Johnson	G	35:11	2-7	0-1	2-2	1 4 5	1 1	6	4	1	2	1	-23	3PT% 1-10 10.0%	
13	Akoki Akok	G	07:36	0-2	0-1	0-0	1 1 2	0 1 0	0	0	0	0	2	-8	FT% 5-6 83.3%	
14	Seth Wuon	F	21:50	1-3	1-3	0-0	0 2 2	3 0 3	1	0	0	0	0	-24	GM FG% 22-53 41.5%	
24	Pat Suemnick	03:13	0-1	0-0	0-0	0 0 0	0 0 0	1 0	0	0	1	0	0	-7	3PT% 3-20 15.0%	
5	Jeremiah Bemby	01:36	0-0	0-0	0-0	0 0 0	0 0 0	0 0	0	0	0	0	0	3	FT% 16-18 88.9%	
Team						1 1 2			0	0						Dead Ball Rebounds: 1, 0
Totals			22-53	3-20	16-18	5 27 32	13 16	63	11	9	2	4	4	-17	Dead Ball Rebounds: 1, 0	

Technical Fouls: Leggett 1st 19:16

Biggest lead		Pitt	WVU
Biggest lead		20 (2nd 3:26)	6 (1st 16:29)
Best Scoring Run		10 (1st 8:46)	8 (1st 16:29)
Lead Changes		8	2
Times Tied		2	0
Time with Lead		27:03	10:58

Points from	Pitt		WVU	
	1st	2nd	TOT	TOT
Turnovers	17	10	27	20
Paint	20	36	36	36
Second Chance	0	6	6	6
Fast Breaks	6	6	12	12
Bench	25	3	28	3

Official Basketball Box Score - Final
Canisius at Pitt
 12/09/23 Petersen Events Center, Pittsburgh
 2023-24 Men's Basketball

Game Time: 6:00 PM
 Game Duration: 1:58
 Attendance: 7,808

Officials: Roger Ayers, Clarence Armstrong, Rayme Snytons

Canisius - 71		Record: 6-5														
NO.	Name	Min	FG	3P	FT	Rebounds	Fouls	TP	AS	TO	ST	Blocks	+/-	Shooting By Period		
			M-A	M-A	M-A	OR DR TOT	PF					BS BA		1st	2nd	
4	Youn Fritz	F	16:19	2-2	0-0	0-0	0 0 0	2 0	4	1	0	0	1	-6	1st FG% 14-27 51.9%	
23	Frank Mitchell	F	27:37	6-8	0-0	0-0	0 9 9	2 0	12	1	4	2	0	-11	3PT% 7-17 41.2%	
0	Tre Drinkins	G	38:18	5-12	3-8	2-2	0 1 1	2 2	15	3	2	1	0	-10	FT% 6-6 100%	
5	Siem Ujendael	G	38:31	6-8	1-2	5-5	0 6 6	2 4	18	5	4	0	0	-13	2nd FG% 12-22 54.5%	
21	TJ Gadsden	G	34:33	1-6	1-5	3-3	2 3 5	2 1	6	3	1	0	0	-12	3PT% 2-7 28.6%	
12	Bryce Okpoh	F	24:41	3-6	1-3	0-0	1 1 2	2 0	7	0	2	0	0	-8	FT% 4-4 100%	
3	Cam Palesse	F	08:38	1-2	1-1	0-0	0 0 0	1 1	3	1	0	0	0	1	2	GM FG% 26-49 53.1%
2	TJ Porter	F	11:23	2-5	2-5	0-0	0 1 1	2 0	6	0	0	0	0	3	3PT% 9-24 37.5%	
Team						0 1 1			0	1						FT% 10-10 100.0%
Totals			26-49	9-24	10-10	3 22 25	15 8	71	14	15	3	1	1	-11	Dead Ball Rebounds: 1, 1	

Pitt - 82

Pitt - 82		Record: 7-3														
NO.	Name	Min	FG	3P	FT	Rebounds	Fouls	TP	AS	TO	ST	Blocks	+/-	Shooting By Period		
			M-A	M-A	M-A	OR DR TOT	PF					BS BA		1st	2nd	
2	Blake Hinson	F	36:41	8-13	3-4	7-7	1 4 5	3 4	26	0	1	0	0	15	1st FG% 15-28 53.6%	
55	Zack Austin	F	05:43	0-0	0-0	0-0	0 2 2	0 1	0	1	0	0	0	0	0	3PT% 5-12 41.7%
33	Federiko Federiko	C	19:10	2-2	0-0	1-2	1 0 1	1 2	5	1	2	0	0	0	12	FT% 5-8 62.5%
5	Ishmael Leggett	G	36:01	5-9	3-5	0-1	4 4 5	0 2	13	5	1	1	0	16	2nd FG% 16-30 53.3%	
7	Carlton Carrington	G	31:57	7-16	2-9	0-0	4 4 2	1 16	5	2	1	1	0	13	3PT% 7-12 58.3%	
24	William Jeffress	F	21:39	2-6	2-2	0-0	2 1 3	0 1	6	0	0	1	0	-7	FT% 3-4 75%	
25	Guillermo Diaz Graham	F	20:50	3-4	1-1	0-2	1 1 2	2 2	7	1	1	0	0	-1	GM FG% 31-58 53.4%	
15	Jaland Lowe	F	13:42	2-5	0-1	0-0	0 2 2	0 1	4	1	1	2	0	-5	3PT% 12-24 50.0%	
31	Jorge Diaz Graham	F	14:17	2-3	1-2	0-0	0 0 0	0 1	5	2	0	3	0	0	12	FT% 8-12 66.7%
Team						0 1 1			0	1						Dead Ball Rebounds: 2, 0
Totals			31-58	12-24	8-12	6 19 25	8 15	82	16	8	8	1	1	11	Dead Ball Rebounds: 2, 0	

Technical Fouls: NONE

Biggest lead		Can	Pitt
Biggest lead		7 (2nd 13:15)	11 (2nd 1:00)
Best Scoring Run		8 (2nd 15:51)	9 (2nd 10:34)
Lead Changes		15	2
Times Tied		8	8
Time with Lead		13:42	22:00

Points from	Can		Pitt	
	1st	2nd	TOT	TOT
Turnovers	9	16	25	25
Paint	26	34	60	60
Second Chance	4	10	14	14
Fast Breaks	2	2	4	4
Bench	16	22	38	38

Official Basketball Box Score - Final
South Carolina State at Pitt
 12/16/23 Petersen Events Center, Pittsburgh, PA
 2023-24 Men's Basketball

Game Time: 2:00 PM
 Game Duration: 2:01
 Attendance: 8,370

Officials: Leslie Jones, Sean Hill, Kelen Miller

South Carolina State - 50		Record: 3-9														
NO.	Name	Min	FG	3P	FT	Rebounds	Fouls	TP	AS	TO	ST	Blocks	+/-	Shooting By Period		
			M-A	M-A	M-A	OR DR TOT	PF					BS BA		1st	2nd	
4	Caleb McCarty	F	21:56	1-4	0-0	0-0	1 3 4	2 0	2	1	0	3	1	-15	1st FG% 8-31 25.8%	
13	Drayton Jones	F	16:13	2-2	0-0	0-0	0 0 0	5 0	4	0	2	0	0	-3	3PT% 2-13 15.4%	
55	Davion Everett	F	24:59	0-6	0-1	2-2	1 1 2	3 1	2	1	1	3	-30	FT% 2-2 100%		
12	Mitchell Taylor	G	16:06	3-6	0-1	0-0	1 3 4	0 1	6	0	3	0	0	-19	2nd FG% 8-26 30.8%	
24	Shamon Alston	G	16:46	0-3	0-0	0-0	0 3 3	2 0	0	3	1	0	0	-15	3PT% 2-9 22.2%	
1	Altaba Taylor	F	21:49	4-6	1-3	5-5	1 1 2	1 3	14	1	4	0	0	-23	FT% 12-14 85.7%	
3	Michael Teal	F	15:04	2-4	1-2	2-2	0 0 0	2 2	7	0	2	0	0	-11	GM FG% 16-57 28.1%	
22	James Marrow	F	14:27	1-1	1-1	2-2	0 2 2	0 1	5	0	1	1	1	-12	3PT% 4-22 18.2%	
4	Dallas James	F	11:07	0-1	0-0	0-0	1 2 3	1 0	0	0	0	0	3	-15	FT% 14-16 87.5%	
0	Omar Croskey	F	11:45	1-6	0-3	2-2	1 2 3	1 1	4	1	1	1	0	-9	Dead Ball Rebounds: 1, 0	
2	Jordan Simpson	F	08:59	1-3	0-1	1-3	0 1 1	2 3	0	1	0	0	0	-14		
11	Wilson Dubinsky	F	16:31	0-9	0-8	0-0	1 3 4	0 0	1	0	0	0	0	-12		
5	Raqun Brown	F	02:46	1-3	1-2	0-0	0 0 0	1 0	3	0	0	0	0	-3		
14	John Seay-Oliver	F	01:32	0-0	0-0	0-0	2 0 2	0 0	0	0	0	0	0	1		
Team						6 0 6			0	1						Dead Ball Rebounds: 1, 0
Totals			16-57	4-22	14-16	15 21 36	17 11	50	8	18	6	6	8	-36	Technical Fouls: Taylor 1st 11:30	

Pitt - 86

Pitt - 86		Record: 8-3													
NO.	Name	Min	FG	3P	FT	Rebounds	Fouls	TP	AS	TO	ST	Blocks	+/-	Shooting By Period	
			M-A	M-A	M-A	OR DR TOT	PF					BS BA		1st	2nd
2	Blake Hinson	F	27:52	7-10	3-4	2-2	0 0 0	0 2	19	1	1	2	0	16	1st FG% 13-30 43.3%
24	William Jeffress	F	20:29	1-3</											

2023-24 BOX SCORES



Official Basketball Box Score - Final
Pittsburgh at Syracuse
 12/03/24 JMA Wireless Dome, Syracuse
 2023-24 Men's Basketball

Game Time: 12:00 PM
 Game Duration: 2:08
 Attendance: 20,642

Officials: Ron Groover, Jeffery Anderson, Clarence Armstrong

Pittsburgh - 73													Syracuse																										
Record: 9-4 (0-2)													Record: 10-3 (1-1)																										
NO.	Name	Min	FG	3P	FT	Rebounds	Fouls	TP	AS	TO	ST	Blocks	+/	NO.	Name	Min	FG	3P	FT	Rebounds	Fouls	TP	AS	TO	ST	Blocks	+/												
			M/A	M/A	M/A	OR	DR	TOT	PF	FD		BS	BA				M/A	M/A	M/A	OR	DR	TOT	PF	FD		BS	BA												
2	Blake Hinson	F	37:42	3-12	1-7	4-7	1	3	4	5	6	11	0	3	1	0	0	-9	1 st	FG%	14-31	45.2%	3PT%	5-9	55.6%	FT%	5-9	55.6%	2 nd	FG%	12-31	38.7%	3PT%	5-16	31.3%	FT%	6-15	40%	
25	Guillermo Diaz Graham	F	18:59	5-9	3-4	1-4	2	3	5	3	3	14	0	3	2	2	1	3	3	1 st	GM FG%	26-62	41.9%	3PT%	10-25	40.0%	FT%	11-24	45.8%	2 nd	GM FG%	26-62	41.9%	3PT%	10-25	40.0%	FT%	11-24	45.8%
55	Zack Austin	F	19:20	3-4	3-3	0-0	1	3	4	1	0	9	1	1	1	0	0	-8																					
5	Ishmael Leggett	G	29:03	2-10	0-2	1-2	1	2	3	1	4	5	0	0	0	0	2	-8																					
7	Carlton Carrington	G	34:06	6-12	2-4	3-5	2	5	7	1	4	17	5	5	1	0	1	-10																					
33	Federiko Federiko	F	21:01	3-4	0-0	0-2	2	3	5	3	1	6	1	2	0	1	1	-11																					
24	William Jeffress	G	20:56	1-1	0-0	0-0	4	6	10	4	1	2	1	0	0	0	-1																						
15	Jaland Lowe	F	16:51	3-8	1-3	2-4	0	0	0	1	1	9	4	0	0	0	0	-2																					
31	Jorge Diaz Graham	F	02:02	0-2	0-2	0-0	0	0	0	1	1	0	0	0	0	0	0	-2																					
Team																																							
Totals		26:62		10:25		11:24		14		25		39		19		21		73		12		15		5		3		6		-8									

Technical Fouls: NONE

Syracuse - 81													Pittsburgh																										
Record: 10-3 (1-1)													Record: 9-5 (0-3)																										
NO.	Name	Min	FG	3P	FT	Rebounds	Fouls	TP	AS	TO	ST	Blocks	+/	NO.	Name	Min	FG	3P	FT	Rebounds	Fouls	TP	AS	TO	ST	Blocks	+/												
			M/A	M/A	M/A	OR	DR	TOT	PF	FD		BS	BA				M/A	M/A	M/A	OR	DR	TOT	PF	FD		BS	BA												
4	Chris Bell	F	18:57	2-8	0-4	0-0	0	2	2	3	1	4	1	1	0	0	-8	1 st	FG%	12-28	42.9%	3PT%	1-10	10.0%	FT%	5-6	83.3%	2 nd	FG%	15-29	51.7%	3PT%	2-7	28.6%	FT%	19-24	79.2%		
10	Nahseem McLeod	C	08:56	0-1	0-0	0-0	2	1	1	0	1	2	0	0	1	4	-3																						
2	JJ Starling	G	35:46	4-9	1-3	0-0	0	1	1	1	0	9	3	1	2	0	0	-11																					
3	Judah Mintz	G	37:00	4-10	1-3	3-5	0	1	1	5	3	12	5	4	3	0	0	11																					
5	Justin Taylor	G	14:57	0-1	0-1	2-2	0	3	3	0	1	2	0	1	0	0	-5																						
1	Maliq Brown	F	31:04	7-10	0-1	1-1	2	6	8	4	2	15	1	1	2	1	0	11																					
24	Quadir Copeland	F	24:07	4-8	1-2	13-15	2	7	9	3	8	22	4	2	3	0	0	15																					
13	Benny Williams	F	24:05	6-10	0-3	3-5	1	6	7	3	3	15	2	2	0	1	0	13																					
0	Kyle Cuffe, Jr.	G	05:08	0-0	0-0	0-0	0	0	0	0	2	0	0	1	0	0	0	-2																					
Team																																							
Totals		27:57		3:17		24:30		9		31		40		21		19		81		16		13		12		6		3		8									

Technical Fouls: Team 1st 0-4-7

PIT		SYR		Points from		PIT		SYR		Period by Period Scoring		
Biggest lead		11 (2 nd 18:54)		11 (2 nd 1:26)		Turnovers		11		16		
Best Scoring Run		9 (1 st 0:39)		10 (2 nd 12:37)		Paint		32		42		
Lead Changes		6		2		Second Chance		14		7		
Times Tied		7		0		Fast Breaks		14		20		
Time with Lead		14:23		20:25		Bench		17		52		
PIT		38		35		73						
SYR		30		51		81						



Official Basketball Box Score - Final
North Carolina at Pitt
 01/02/24 Petersen Events Center, Pittsburgh
 2023-24 Men's Basketball

Game Time: 7:00 PM
 Game Duration: 2:08
 Attendance: 9,770

Officials: Ted Valentine, Lee Cassel, Brian O'Connell

North Carolina - 70													Pittsburgh																									
Record: 10-3 (2-0)													Record: 9-5 (0-3)																									
NO.	Name	Min	FG	3P	FT	Rebounds	Fouls	TP	AS	TO	ST	Blocks	+/	NO.	Name	Min	FG	3P	FT	Rebounds	Fouls	TP	AS	TO	ST	Blocks	+/											
			M/A	M/A	M/A	OR	DR	TOT	PF	FD		BS	BA				M/A	M/A	M/A	OR	DR	TOT	PF	FD		BS	BA											
5	Armando Bacot	F	35:12	5-10	0-1	6-6	3	7	10	1	4	16	1	1	3	0	17	1 st	FG%	11-35	31.4%	3PT%	3-12	25.0%	FT%	6-6	100%	2 nd	FG%	12-28	42.9%	3PT%	2-5	40.0%	FT%	13-16	81.3%	
55	Harrison Ingram	F	35:11	2-14	1-5	2-2	5	10	15	1	3	7	3	0	0	2	-3																					
2	Elliott Cadeau	G	14:36	2-2	0-0	0-1	0	0	0	0	4	3	4	2	2	0	0	7																				
3	Comrac Ryan	G	32:27	3-9	0-2	4-4	1	6	7	4	2	10	0	2	0	1	15																					
4	RJ Davis	G	36:53	6-16	3-6	0-0	3	3	1	0	15	4	3	1	0	3	10																					
24	Jae'Lyn Withers	F	11:53	2-3	0-1	2-2	2	1	3	3	2	6	0	2	0	0	4																					
7	Seth Trimble	F	23:23	3-7	1-1	3-4	2	4	6	3	3	10	1	1	1	0	0	5																				
8	Paxson Wojcik	G	02:48	0-0	0-0	0-0	0	0	0	0	1	0	0	0	0	0	-3																					
13	Jalen Washington	F	07:39	0-2	0-1	2-3	0	0	2	2	1	2	1	0	0	0	-1																					
Team																																						
Totals		23:63		5:17		19:22		16		35		51		19		19		70		12		9		5		7		8		13								

Technical Fouls: NONE

Pittsburgh - 57													North Carolina																									
Record: 9-5 (0-3)													Record: 10-3 (2-0)																									
NO.	Name	Min	FG	3P	FT	Rebounds	Fouls	TP	AS	TO	ST	Blocks	+/	NO.	Name	Min	FG	3P	FT	Rebounds	Fouls	TP	AS	TO	ST	Blocks	+/											
			M/A	M/A	M/A	OR	DR	TOT	PF	FD		BS	BA				M/A	M/A	M/A	OR	DR	TOT	PF	FD		BS	BA											
2	Blake Hinson	F	31:08	4-16	2-11	1-3	0	4	4	3	2	11	0	1	0	0	-9	1 st	FG%	12-28	42.9%	3PT%	1-10	10.0%	FT%	5-6	83.3%	2 nd	FG%	15-29	51.7%	3PT%	2-7	28.6%	FT%	19-24	79.2%	
25	Guillermo Diaz Graham	F	24:44	4-11	1-6	1-2	2	2	4	2	1	10	0	1	2	4	0	-8																				
55	Zack Austin	F	20:10	0-2	0-1	0-0	0																															



2023-24 Pittsburgh Men's Basketball Combined Team Statistics All games

Game Records

Record	Overall	Home	Away	Neutral
ALL GAMES	12-7	7-5	4-1	1-1
CONFERENCE	3-5	0-4	3-1	0-0
NON-CONFERENCE	9-2	7-1	1-0	1-1

Score by Periods

Team	1st	2nd	OT	TOT
Pittsburgh	688	761	0	1449
Opponents	599	667	0	1266

Team Box Score

No.	Player				Total		3-Point		F-Throw		Rebounds											
		GP-GS	MIN	AVG	FG-FGA	FG%	3FG-3FGA	3FG%	FT-FTA	FT%	OFF	DEF	TOT	AVG	PF	DQ	A	TO	BLK	STL	PTS	AVG
2	HINSON, Blake	19-19	602:54	31.7	110-253	.435	64-154	.416	56-83	.675	19	77	96	5.1	45	1	14	26	2	10	340	17.9
7	CARRINGTON, Carlton	19-19	627:35	33.0	91-226	.403	35-118	.297	40-50	.800	11	87	98	5.2	39	1	84	37	6	9	257	13.5
5	LEGETT, Ishmael	18-14	505:50	28.1	73-180	.406	16-50	.320	49-58	.845	28	71	99	5.5	27	0	42	29	6	21	211	11.7
25	DIAZ GRAHAM, Guillermo	19-7	371:52	19.6	54-104	.519	16-43	.372	24-41	.585	36	53	89	4.7	50	1	22	24	20	21	148	7.8
55	AUSTIN, Zack	19-17	464:45	24.5	49-111	.441	15-56	.268	29-38	.763	23	63	86	4.5	18	0	20	8	28	19	142	7.5
15	LOWE, Jaland	19-5	374:04	19.7	51-136	.375	14-43	.326	19-25	.760	5	32	37	1.9	21	0	49	23	1	13	135	7.1
33	FEDERIKO, Federiko	19-12	374:43	19.7	39-60	.650	0-0	.000	19-47	.404	50	41	91	4.8	52	1	18	19	23	11	97	5.1
31	DIAZ GRAHAM, Jorge	16-0	168:29	10.5	16-44	.364	9-31	.290	15-19	.789	16	24	40	2.5	14	0	12	11	5	7	56	3.5
8	HUEITT JR., Michael	5-0	39:20	7.9	7-10	.700	2-5	.400	0-2	.000	0	3	3	0.6	5	0	0	0	0	2	16	3.2
24	JEFFRESS, William	19-2	258:06	13.6	15-41	.366	4-14	.286	9-14	.643	22	29	51	2.7	24	0	7	7	6	14	43	2.3
12	MARSHALL, KJ	5-0	09:33	1.9	1-4	.250	1-4	.250	1-2	.500	0	0	0	0.0	0	0	2	1	0	0	4	0.8
21	STEVENSON, Vason	2-0	02:47	1.4	0-0	.000	0-0	.000	0-2	.000	0	1	1	0.5	0	0	0	0	0	0	0	0.0
Team											32	25	57				6					
Total		19	3800		506-1169	.433	176-518	.340	261-381	.685	242	506	748	39.4	295	4	270	191	97	127	1449	76.3
Opponents		19	3800		444-1078	.412	132-437	.302	246-325	.757	159	481	640	33.7	340	5	234	226	72	105	1266	66.6

Team Statistics

	UP	OPP
Scoring	1449	1266
Points per game	76.3	66.6
Scoring margin	+9.6	-
Field goals-att	506-1169	444-1078
Field goal pct	.433	.412
3 point fg-att	176-518	132-437
3-point FG pct	.340	.302
3-pt FG made per game	9.3	6.9
Free throws-att	261-381	246-325
Free throw pct	.685	.757
F-Throws made per game	13.7	12.9
Rebounds	748	640
Rebounds per game	39.4	33.7
Rebounding margin	+5.7	-
Assists	270	234
Assists per game	14.2	12.3
Turnovers	191	226
Turnovers per game	10.1	11.9
Turnover margin	+1.8	-
Assist/turnover ratio	1.4	1.0
Steals	127	105
Steals per game	6.7	5.5
Blocks	97	72
Blocks per game	5.1	3.8
Winning streak	2	-
Home win streak	0	-
Attendance	96829	56752
Home games-Avg/Game	12-8069	5-11350
Neutral site-Avg/Game	-	2-937

Team Results

Date	Opponent		Score	Att.
11/06/2023	N.C. A&T	W	100-52	6797
11/10/2023	Binghamton	W	89-60	7747
11/13/2023	FGCU	W	86-74	6567
11/17/2023	Jacksonville	W	107-56	7842
11/22/2023	vs Florida	L	71-86	1873
11/24/2023	vs Oregon St.	W	76-51	0
11/28/2023	Missouri	L	64-71	7390
12/03/2023	Clemson	L	70-79	7713
12/06/2023	at West Virginia	W	80-63	12301
12/09/2023	Canisius	W	82-71	7808
12/16/2023	South Carolina St.	W	86-50	8370
12/20/2023	Purdue Fort Wayne	W	62-48	7641
12/30/2023	at Syracuse	L	73-81	20642
01/02/2024	North Carolina	L	57-70	9770
01/06/2024	at Louisville	W	83-70	10883
01/09/2024	Duke	L	53-75	11476
01/16/2024	Syracuse	L	58-69	7708
01/20/2024	at Duke	W	80-76	9314
01/23/2024	at Georgia Tech	W	72-64	3612



2023-24 Pittsburgh Men's Basketball Combined Team Statistics In Conference games

Game Records

Record	Overall	Home	Away	Neutral
ALL GAMES	3-5	0-4	3-1	0-0
CONFERENCE	3-5	0-4	3-1	0-0
NON-CONFERENCE	0-0	0-0	0-0	0-0

Score by Periods

Team	1st	2nd	OT	TOT
Pittsburgh	250	296	0	546
Opponents	278	306	0	584

Team Box Score

No.	Player	Total			3-Point			F-Throw		Rebounds				Other Stats								
		GP-GS	MIN	AVG	FG-FGA	FG%	3FG-3FGA	3FG%	FT-FTA	FT%	OFF	DEF	TOT	AVG	PF	DQ	A	TO	BLK	STL	PTS	AVG
2	HINSON, Blake	8-8	269:22	33.7	39-101	.386	25-66	.379	21-32	.656	6	35	41	5.1	27	1	3	16	2	4	124	15.5
7	CARRINGTON, Carlton	8-8	281:55	35.2	36-100	.360	12-45	.267	20-26	.769	5	35	40	5.0	16	1	27	18	4	4	104	13.0
15	LOWE, Jaland	8-5	204:31	25.6	31-75	.413	9-22	.409	15-21	.714	3	14	17	2.1	12	0	23	10	1	8	86	10.8
5	LEGGETT, Ishmael	7-3	181:46	26.0	23-59	.390	4-11	.364	11-15	.733	8	17	25	3.6	11	0	6	6	3	3	61	8.7
55	AUSTIN, Zack	8-8	234:11	29.3	23-50	.460	8-25	.320	8-10	.800	9	19	28	3.5	7	0	12	3	13	11	62	7.8
25	DIAZ GRAHAM, Guillermo	8-5	154:27	19.3	19-45	.422	7-21	.333	9-14	.643	18	19	37	4.6	21	1	6	10	8	11	54	6.8
33	FEDERIKO, Federiko	8-3	156:37	19.6	17-25	.680	0-0	.000	2-13	.154	18	19	37	4.6	24	1	10	10	5	7	36	4.5
31	DIAZ GRAHAM, Jorge	5-0	36:23	7.3	1-11	.091	1-9	.111	5-6	.833	4	1	5	1.0	1	0	2	4	1	1	8	1.6
24	JEFFRESS, William	8-0	80:47	10.1	5-11	.455	1-4	.250	0-0	.000	8	9	17	2.1	14	0	4	1	2	3	11	1.4
Team											14	11	25					4				
Total		8	1600		194-477	.407	67-203	.330	91-137	.664	93	179	272	34.0	133	4	93	82	39	52	546	68.3
Opponents		8	1600		200-441	.454	69-180	.383	115-147	.782	77	215	292	36.5	140	1	110	92	33	47	584	73.0

Team Statistics

	UP	OPP
Scoring	546	584
Points per game	68.3	73.0
Scoring margin	-4.8	-
Field goals-att	194-477	200-441
Field goal pct	.407	.454
3 point fg-att	67-203	69-180
3-point FG pct	.330	.383
3-pt FG made per game	8.4	8.6
Free throws-att	91-137	115-147
Free throw pct	.664	.782
F-Throws made per game	11.4	14.4
Rebounds	272	292
Rebounds per game	34.0	36.5
Rebounding margin	-2.5	-
Assists	93	110
Assists per game	11.6	13.8
Turnovers	82	92
Turnovers per game	10.3	11.5
Turnover margin	+1.3	-
Assist/turnover ratio	1.1	1.2
Steals	52	47
Steals per game	6.5	5.9
Blocks	39	33
Blocks per game	4.9	4.1
Winning streak	2	-
Home win streak	0	-
Attendance	36667	44451
Home games-Avg/Game	4-9167	4-11113
Neutral site-Avg/Game	-	0-0

Team Results

Date	Opponent		Score	Att.
12/03/2023	Clemson	L	70-79	7713
12/30/2023	at Syracuse	L	73-81	20642
01/02/2024	North Carolina	L	57-70	9770
01/06/2024	at Louisville	W	83-70	10883
01/09/2024	Duke	L	53-75	11476
01/16/2024	Syracuse	L	58-69	7708
01/20/2024	at Duke	W	80-76	9314
01/23/2024	at Georgia Tech	W	72-64	3612