

# SYRACUSE (12-5, 3-3) VS MIAMI (12-5, 3-3)

Saturday, January 20, 2024 • JMA Wireless Dome • Syracuse, N.Y. • 12:00 p.m. • ESPN2

## 2023-24 SCHEDULE

November		
	6 NEW HAMPSHIRE	W, 83-72
	8 CANISIUS	W, 89-77
	14 COLGATE	W, 79-75
Maui Jim Maui Invitational, Honolulu, Hawaii		
	20 vs. #7/8 Tennessee	L, 56-73
	21 vs. #11/10 Gonzaga	L, 57-76
	22 vs. Chaminade	W, 105-56
ACC/SEC Challenge		
	28 LSU	W, 80-57
December		
	2 at rv/rv Virginia	L, 62-84
	5 CORNELL	W, 81-70
	9 at Georgetown	W, 80-68
	17 vs. Oregon in Sioux Falls, S.D.	W, 83-63
	21 NIAGARA	W, 83-71
	30 PITTSBURGH	W, 81-73
January		
	2 at #14/15 Duke	L, 66-86
	10 BOSTON COLLEGE	W, 69-59
	13 at #7/7 North Carolina	L, 67-103
	16 at Pittsburgh	W, 69-58
	20 MIAMI	12:00 p.m.
	23 FLORIDA STATE	7:00 p.m.
	27 NC STATE	7:00 p.m.
	30 at Boston College	7:00 p.m.
February		
	3 at Wake Forest	7:45 p.m.
	7 LOUISVILLE	7:00 p.m.
	10 CLEMSON	12:00 p.m.
	13 NORTH CAROLINA	7:00 p.m.
	17 at Georgia Tech	5:30 p.m.
	20 at NC State	7:00 p.m.
	24 NOTRE DAME	12:00 p.m.
	27 VIRGINIA TECH	7:00 p.m.
March		
	2 at Louisville	8:00 p.m.
	5 at Clemson	7:00 p.m.
ACC Tournament, Washington, D.C.		
	12-16 ACC Tournament	TBA

**ESPN 2** **TK99** **WAER 88.3**  
 CLASSIC ROCK 99.5/105.5  
**Kevin Brown** **Matt Park** **Francesco Simone**  
**Corey Alexander** **Jim Satalin** **Ethan Frank**

## Orange Host Hurricanes

Syracuse and Miami bring identical 12-5 records into their matchup on Jan. 20 in the JMA Wireless Dome. Both own 3-3 ACC records.

### The Syracuse-Miami Series

- ✓ The Orange own a 20-12 advantage in the all-time series with Miami.
- ✓ The Hurricanes have won the last three matchups by a total of eight points.
- ✓ The two teams first met on Dec. 12, 1963.

### Syracuse Notes

- ✓ The Orange earned a regular-season sweep of Pittsburgh by defeating the Panthers on Tuesday, 69-58..
- ✓ Sophomore guard **JJ Starling** had a squad-leading 17 points. It equaled his second-best scoring output of the year.
- ✓ Sophomore guard **Judah Mintz** had a career-high nine boards at Pitt.
- ✓ Sophomore center **Maliq Brown** is averaging 13.3 points and 7.0 rebounds over four January contests.

### Miami Notes









- ✓ Miami lost to Florida State on Wednesday, 84-75.
- ✓ The Hurricanes lead the ACC in field goal percentage (.491), 3-point percentage (.396) and 3-pointers per game (9.4).
- ✓ Junior forward **Norchad Omier** (17.2 ppg., 9.6 rpg.) leads the ACC with eight double-doubles this season.
- ✓ Junior guard Wooga Poplar leads the conference in 3-point field goal percentage (.476).

	S	vs.	U
2023-24	12-5	Season	12-5
	7-3	Last 10	6-4
	3-2	Last 5	2-3
	75.9	PPG	83.2
	71.8	OPP PPG	72.9
	+4.1	Margin	+10.2
	.446	FG %	.491
	.422	FG % DEF	.427
	.328	3PT %	.396
	.298	3PT % DEF	.288
	.741	FT %	.770
	36.9	RPG	37.2
	39.0	OPP RPG	34.1
	-2.1	Margin	+3.2
	13.6	Assists PG	15.7
	12.5	Turnovers PG	12.8
	1.1	A/TO Ratio	1.2
	5.0	Blocks PG	3.5
	9.3	Steals PG	8.2

## SYRACUSE STORYLINES

- Syracuse has won 10-of-12 meetings with Miami in the Dome.
- Over the last three games, the Orange's **Chris Bell** has made 9-of-15 (.600) 3-point attempts.
- Seven different players made 3-point shots for the Orange at Pittsburgh.

## SYRACUSE TOP EIGHT

2023-24					2023-24				
No.	Player	Pos.	Class	PPG RPG	No.	Player	Pos.	Class	PPG RPG
	0 Kyle Cuffe Jr.	G	RSo.	3.5 1.3		4 Chris Bell	F	So.	11.0 1.9
	<i>Had eight points vs. UNH and Oregon</i>					<i>Career-high 25 points and six 3-pointers vs. Colgate</i>			
	<i>Scored a career-high 13 points vs. Chaminade</i>					<i>20 points, six 3-pointers against LSU</i>			
	1 Maliq Brown	F	So.	9.6 5.9		5 Justin Taylor	G	So.	6.2 5.4
	<i>19 points in first season start vs. Boston College</i>					<i>Produced 15 points and eight boards vs. Cornell</i>			
	<i>career-high 26 points at Duke</i>					<i>Tallied 14 points, 10 boards vs. Chaminade</i>			
	2 JJ. Starling	G	So.	22.3 3.6		13 Benny Williams	F	Jr.	4.8 3.2
	<i>Season-best 21 points at Georgetown</i>					<i>Posted 15 points, seven boards vs. Pittsburgh</i>			
	<i>Led the Orange with 17 points at Pittsburgh</i>					<i>Seven points, five boards at Pittsburgh</i>			
	3 Judah Mintz	G	So.	18.4 3.2		24 Quadir Copeland	G	So.	8.6 5.3
	<i>Career-high 33 points vs. LSU</i>					<i>Career-high 22 points against Pitt</i>			
	<i>Ranks ninth in FTM among Division I players</i>					<i>16 points at North Carolina</i>			

## 2023-24 SYRACUSE BASKETBALL ROSTER

### Alphabetical

No.	Name	Pos.	Ht.	Wt.	Yr.	Hometown (H.S./Prep/College)
4	Bell, Chris	F	6-7	188	So.	Concord, Calif. (De La Salle/Wasatch Academy)
1	Brown, Maliq	F	6-8	222	So.	Culpeper, Va. (Blue Ridge)
23	Carey, Peter	C	6-11	205	So.	Sunderland, Mass. (Northfield Mt. Herman/Frontier Regional)
12	Clayton, Anthony	G	6-0	180	Jr.	Albany, N.Y. (Avon Old Farms, Conn./Clark)
24	Copeland, Quadir	G	6-6	200	So.	Philadelphia, Pa. (Gettysburg/Life Center Academy, N.J./IMG Academy, Fla.)
0	Cuffe Jr., Kyle	G	6-2	190	RSO.	Harlem, N.Y. (Blair Academy/Kansas)
34	Gatty, Chris	G	6-2	175	Fr.	Katonah, N.Y. (The Master's School)
55	Hima, Mounir	C	6-11	240	Jr.	Niamey, Niger (St. Mary's Assumption, N.J./St. Benedict's, N.J./Duquesne)
10	McLeod, Naheem	C	7-4	265	Jr.	Philadelphia, Pa. (Plymouth Whitemarsh/Chipola College, Pa./Florida State)
3	Mintz, Judah	G	6-4	185	So.	Fort Washington, Md. (Gonzaga College H.S./Oak Hill Academy)
30	Owens, Chaz	F	6-5	205	Sr.	Blue Bell, Pa. (Wissahickon/Shipleigh School/Scotland Campus/Ranger College)
21	Patterson, William	C	7-2	220	Fr.	Brooklyn, N.Y. (Bishop Walsh, Md./New Heights, N.Y./Patrick School, N.J.)
14	Ruffin, Niko	G	5-10	170	Jr.	Cresskill, N.J. (Paramus Catholic)
2	Starling, J.J.	G	6-4	206	So.	Baldwinsville, N.Y. (Baldwinsville/La Lumiere School, Ind./Notre Dame)
5	Taylor, Justin	G	6-6	218	So.	Charlottesville, Va. (St. Anne's Bellfield/IMG Academy, Fla.)
11	Westry, Chance	G	6-6	190	So.	Harrisburg, Pa. (AZ Compass Press School/Sierra Canyon, Calif./Trinity, Pa./Auburn)
13	Williams, Benny	F	6-9	210	Jr.	Bowie, Md./St. Andrew's Episcopal, Md./IMG Academy, Fla.)

Head Coach: Adrian Autry





Associate Head Coach: Gerry McNamara

Assistant Coaches: Allen Griffin, Brenden Straughn




### Pronunciation Guide

Maliq Brown	mah-LEEK	Naheem McLeod	nah-HEEM
Quadir Copeland	kwa-DEER	Judah Mintz	jou-DAH
Mounir Hima	mo-NEER HEE-muh	Niko Ruffin	NEE-ko




### SYRACUSE KEY RESERVES

No.	Player	Pos.	Class	2023-24		No.	Player	Pos.	Class	2023-24			
				PPG	RPG					PPG	RPG		
		10 Naheem McLeod	C	Jr.	3.9	4.3			23 Peter Carey	C	So.	0.7	1.0
		<i>Out for the season with right foot injury</i>						<i>First collegiate basket against New Hampshire</i>					
		<i>Equaled career best with nine boards vs. Canisius</i>						<i>Tallied basket, rebound, two blocks at UNC</i>					
		21 Will Patterson	C	Fr.	0.0	0.0			55 Mounir Hima	C	Jr.	0.7	0.5
		<i>Two rebounds, two blocks vs. Saint Rose</i>						<i>Posted four points at Georgetown</i>					
		<i>Lone freshman scholarship player on the SU roster</i>						<i>Logged time against #11/10 Gonzaga</i>					

### ORANGE IN THE NBA

Player	at SU	Team	Notes	
	Oshae Brissett	2018-19	Boston	25 games, 4.2 ppg., 3.1 rpg.
	Jerami Grant	2012-14	Portland	35 games, 21.4 ppg., 3.6 rpg.
	Cole Swider	2021-22	Miami	8 games, 2.9 ppg., 0.3 rpg.

### ORANGE IN THE G-LEAGUE regular season and showcase

Player	at SU	Team	Notes	
	Buddy Boenheim	2018-22	Motor City	24 games, 12.6 ppg., 2.3 rpg.
	Elijah Hughes	2017-20	Wisconsin Herd	24 games, 10.8 ppg., 3.7 rpg.
	Cole Swider	2021-22	Sioux Falls	13 games, 24.3 ppg., 6.2 rpg.

### ORANGE CAREER TOTALS

*includes Pittsburgh game*

#### Double-Digit Scoring Games

Name	2023-24	Total
Judah Mintz	15	41
Chris Bell	9	17
Maliq Brown	7	15
Benny Williams	1	11
JJ Starling	9	9
Quadir Copeland	7	8
Justin Taylor	5	8
Kyle Cuffe, Jr.	1	1
Naheem McLeod	1	1

#### 20 + Point Games (does not include 30+)

Name	2023-24	Total
Judah Mintz	7	15
Chris Bell	3	3
Maliq Brown	1	1
Quadir Copeland	1	1
JJ Starling	1	1
Justin Taylor	1	1
Benny Williams	1	1

#### 30 + Point Games

Name	2023-24	Total
Judah Mintz	1	1

#### 10 + Rebound Games

Name	2023-24	Total
Maliq Brown	2	3
Benny Williams		2
Quadir Copeland	1	1
Justin Taylor	1	1

#### Double-Double

Name	2023-24	Total
Maliq Brown	1	2
Benny Williams		2
Quadir Copeland	1	1
Justin Taylor	1	1
Judah Mintz		1

#### 10+ Assist Games

Name	2023-24	Total
Judah Mintz		1

#### 3+ Block Games

Name	2023-24	Total
Naheem McLeod	6	6
Mounir Hima		3
Chris Bell	1	1
Maliq Brown	1	1
Benny Williams		1

#### 3+ Steal Games

Name	2023-24	Total
Judah Mintz	8	16
Maliq Brown	5	6
Quadir Copeland	3	3
Benny Williams		3
J.J. Starling	1	1
Justin Taylor		1

#### Starts

Name	2023-24	Total	Consec.
Justin Taylor	17	19	19
Chris Bell	17	45	17
J.J. Starling	17	17	17
Maliq Brown	4	20	4
Quadir Copeland	4	4	4
Judah Mintz	14	44	
Naheem McLeod	14	14	
Benny Williams		22	

*stats with Syracuse only*

## SYRACUSE-MIAMI SERIES



### ALL-TIME SERIES

<b>Overall</b>	<b>Syracuse leads, 20-12</b>
Home Total (Dome)	Syracuse leads, 10-2
Away Total	Syracuse leads, 10-9
Away (Miami Beach Conv. Center)	Syracuse leads, 1-0
Away (Miami Arena)	Syracuse leads, 5-4
Away (Convocation/Watsco Center)	tied, 4-4
Neutral Sites (Barclays Center)	Miami leads, 1-0
<b>Current SYR Streak</b>	<b>L3</b>
Longest SYR Winning Streak	4 (2003-14)
Longest SYR Losing Streak	3 (2022-23)
Largest SYR Margin of Victory	29 (81-52, 12/22/1993)
Largest SYR Margin of Defeat	13 (76-63, 2/8/1999) 13 (64-51, 1/2/2016)

### TEAM HIGHS

**Points:** 91 (at Miami, 2/14/2004)  
**Rebounds:** 52 (at SU, 1/28/1995)  
**Assists:** 25 (at Miami, 12/6/1994)  
**Steals:** 14 (at SU, 12/22/93); (at Miami, 12/7/1996)  
**Blocks:** 11 (at SU, 1/24/2019)  
**Fewest Turnovers:** 6 (at SU, 1/24/2019)  
**Turnovers:** 21 (at Miami, 1/8/2000)  
**Field Goals Made:** 38 (at Miami, 2/14/2004)  
**Field Goal Attempts:** 67 (at SU, 1/28/1995)  
**Best FG Percentage:** 64.4 ( at Miami, 2/14/2004)  
**Free Throws Made:** 28 (at SU, 2/1/1996)  
**Free Throw Attempts:** 39 (at SU, 1/9/1993); (at Miami, 3/1/1994)  
**Best FT Percentage:** 923, 12-13 (at Miami, 1/3/1996); (at Barclays, 3/08/2017)  
**3-Point FGs Made:** 17, (at Miami, 1/5/2022)  
**3-Point FGs Attempted:** 32, (at Miami, 1/6/2022)  
**Best 3-Point FG Percentage (min. 5 made):** .524, 8-14 (at SU, 12/22/1993)

### INDIVIDUAL HIGHS

**Points:** 35, Dave Johnson (at Miami, 1/11/1992)  
**Rebounds:** 14, Carmelo Anthony (at Miami, 1/26/2003); Tyler Roberson (at SU, 1/24/15)  
**Assists:** 11, John Gillon (at SU, 1/4/2017)  
**Steals:** 5, Conrad McRae (at Miami, 1/11/1992); Kadary Richmond (at SU, 1/19/2021)  
**Blocks:** 7, Etan Thomas (at Miami, 2/8/1999); Jesse Edwards (at Miami, 1/5/2022)  
**Turnovers:** 8, Michael Gbinije (at Miami, 1/2/2016)  
**Field Goals Made:** 11, John Wallace (at Miami, 12/6/1994); Hakim Warrick (at Miami, 2/14/2004)  
**Field Goal Attempts:** 21, Joseph Girard (at Miami, 1/14/2023)  
**Best FG Percentage (min. 7 made):** 1.000 11-11, Hakim Warrick (at Miami, 2/14/2004)  
**Free Throws Made:** 13, Dave Johnson (at Miami, 1/11/1992)  
**Free Throw Attempts:** 15, Dave Johnson (at Miami, 1/11/1992); Lawrence Moten (at Miami, 3/1/1994)  
**Best FT Percentage (min. 9 made):** 1.000, 9-9, Buddy Boeheim (at SU, 3/5/2022)  
**3-Point FGs Made:** 7, Joseph Girard III, (at Miami, 1/5/2022)  
**3-Point FGs Attempted:** 12, DeShaun Williams (at SU, 2/13/2001); Trevor Cooney (at SU, 1/4/2014); Joseph Girard III (1/5/2022)  
**Best 3-Point FG Percentage (min. 3 made):** .833 5-6, Malachi Richardson (at Miami, 1/2/2016)  
**Minutes Played:** .45, Buddy Boeheim, Marek Dolezaj (at Miami, 3/7/2020)

### ALL-TIME RESULTS

Date	Site	W-L	SU-OPP
12/28/1963	Miami Beach Conv. Center	W	86-85 OT
1/11/1992	Carrier Dome	W	73-57
<i>Johnson pours in 35 points in win.</i>			
2/29/1992	Miami Arena	W	68-63
<i>Moten hits five 3-pointers on his way to 20 points.</i>			
1/9/1993	Carrier Dome	W	89-81
<i>Autry dishes out seven assists to lead the Orange.</i>			
2/6/1993	Miami Arena	L	74-81
<i>Gardner's 21 points and 11 assists too much for Cuse.</i>			
12/22/1993	Carrier Dome	W	81-52
<i>Orange set new school Big EAST record with 11 threes.</i>			
3/1/1994	Miami Arena	W	71-69
<i>Wallace's 16 points and 10 rebounds pace the Orange.</i>			
12/6/1994	Miami Arena	W	83-65
<i>Orange cruise to a victory behind Wallace and Lloyd.</i>			
1/28/1995	Carrier Dome	W	76-51
<i>Moten and Wallace too much for the Canes to stop.</i>			
1/3/1996	Miami Arena	L	66-75
<i>James's 19 points off the bench guides Miami to a win.</i>			
2/1/1996	Carrier Dome	W	72-51
<i>Hill and Wallace nearly perfect from the line, carry Cuse</i>			
12/7/1996	Miami Arena	L	63-67
<i>Clark scores 20 in Hurricanes win.</i>			
1/18/1998	Carrier Dome	W	85-67
<i>Burgan scores 26 to lead the Orange.</i>			
2/10/1998	Miami Arena	W	72-63
<i>Hart's 19 brings Orange to road win.</i>			
2/8/1999	Miami Arena	L	63-76
<i>Four Hurricanes score in double figures to beat Orange.</i>			
1/8/2000	Miami Arena	W	67-55
<i>Thomas's double-double too much for the Hurricanes.</i>			
2/13/2001	Carrier Dome	L	57-68
<i>Miami's defense stifles Orange, holds offense in check.</i>			
1/26/2003	Convocation Center	W	55-49
<i>Anthony, Warrick power Orange to win.</i>			
2/14/2004	Convocation Center	W	91-74
<i>Warrick's perfect shooting night guides Orange to victory.</i>			
1/4/2014	Carrier Dome	W	49-44
<i>Syracuse wins ACC Debut.</i>			
1/25/2014	Watsco Center	W	64-52
<i>Four Orange score in double figures, improve to 19-0.</i>			
1/24/2015	Carrier Dome	L	66-66
<i>Christmas's 23 points not enough to best Hurricanes.</i>			
1/2/2016	Watsco Center	L	51-64
<i>McCellan's 22 carries Miami to win.</i>			
1/4/2017	Carrier Dome	W	70-55
<i>White (22 points) and Lydon (20) help 'Cuse past Miami.</i>			
3/8/2017	Barclays Center (ACCT)	L	57-62
<i>Murphy's 16 points, 10 rebounds lead Hurricanes.</i>			
2/17/2018	Watsco Center	W	62-55
<i>Brissett produces double-double (16 points-12 boards).</i>			
1/24/2019	Carrier Dome	W	73-53
<i>Hughes tallies 22, Orange convert 14 3-pointers.</i>			
3/7/2020	Watsco Center	L	65-69 OT
<i>Wong's game-high 18 points leads Canes to victory.</i>			
1/19/2021	Carrier Dome	W	83-57
<i>Buddy Boeheim and Girard each contribute 23 points.</i>			
1/5/2022	Watsco Center	L	87-88
<i>Syracuse hits a school-record 17 3-pointers in defeat.</i>			
3/5/2022	Carrier Dome	L	72-75
<i>Buddy Boeheim leads Orange with 30 points.</i>			
1/16/2023	Watsco Center	L	78-82
<i>Edwards tallies 25 points, 11 boards in loss to #17/16 'Canes</i>			

### 2023-24 ACC STANDINGS

includes games of 1/17

School	ACC		Overall
	W-L	W-L	
1. North Carolina	6-0	14-3	
2. NC State	5-1	13-4	
Florida State	5-1	11-6	
4. Duke	4-1	13-3	
5. Wake Forest	4-2	12-5	
6. Miami	3-3	12-5	
<b>Syracuse</b>	<b>3-3</b>	<b>12-5</b>	
Virginia	3-3	12-5	
9. Clemson	2-4	12-5	
Boston College	2-4	11-6	
Virginia Tech	2-4	10-7	
Georgia Tech	2-4	9-8	
13. Notre Dame	2-5	7-11	
14. Pittsburgh	1-5	10-7	
Louisville	1-5	6-11	

### 2023 ACC PRESEASON POLL

1. Duke (44)	757
2. Miami (5)	693
3. North Carolina (1)	670
4. Virginia (1)	593
5. Clemson	570
6. Wake Forest	440
7. NC State	420
8. Virginia Tech	390
9. Pittsburgh	380
<b>10. Syracuse</b>	<b>321</b>
11. Florida State	294
12. Boston College	227
13. Georgia Tech	157
14. Louisville	108
15. Notre Dame	100

first-place votes in parentheses

### DIVISION I 7-FOOTERS

School	7-Footers
Arizona	4
Oregon State	3
Duke	2
Saint Joseph's	2
St. Mary's	2
Santa Clara	2
Stony Brook	2
Syracuse	2
Utah	2
Texas-Rio Grande	2
Youngstown State	2



**January Best  
Maliq Brown**

**4 games**  
**13.3 ppg.**  
**7.0 rpg.**  
**1.8 apg.**  
**1.3 bpg.**  
**2.3 spg.**  
**30.2 mpg.**

**Maliq Brown**

**January Regular Season Notes**

- ✓ **Jan. 16:** Syracuse earned a regular-season sweep of Pittsburgh with a 69-58 road win. **JJ Starling** had a squad-best 17 points and **Judah Mintz** topped the team with a career-high nine rebounds.
- ✓ Seven different Syracuse players tallied 3-points and the Orange finished 10-of-17 (.588) from the arc and beyond.
- ✓ **Jan. 13:** The Orange lost a #7 UNC, 103-67. The final score represented Syracuse's largest margin of defeat since a 39-point loss at DePaul in 2006.
- ✓ **Judah Mintz**, who had a squad-best 21 points, topped 20 for the eighth time this season. **Quadir Copeland** had 16 points and **Chris Bell** 13.
- ✓ **Jan. 10:** Syracuse constructed a 19-point, first-half lead, and held off a late Boston College rally to defeat the Eagles, 69-59.
- ✓ **Chris Bell** scored a game-high 20 points and **Maliq Brown** contributed 19 points, eight rebounds, four blocks and four steals in his first collegiate start.
- ✓ **Jan. 2: Quadir Copeland** earned ACC Player of the Week recognition. He produced 22 points and nine rebounds in a victory against Pittsburgh during the previous week.
- ✓ **Jan. 2:** After holding 14/15 Duke without a 3-point basket in the first half, Syracuse saw the Devils make all eight attempts after the intermission and earn the win, 86-66.
- ✓ **Maliq Brown** had a career-high 26 points and added seven rebounds in 32 minutes off the bench. Judah Mintz had 18 points, six assists and three assists.

**ACC BENCH POINTS AVERAGE**

includes games of 1/18

School	Avg.
1. Florida State	29.24
<b>2. Syracuse</b>	<b>24.59</b>
3. Georgia Tech	23.53
4. Virginia Tech	22.47
5. Louisville	21.88
6. NC State	21.29
7. North Carolina	21.18
8. Pittsburgh	18.94
9. Virginia	18.76
10. Boston College	18.47
11. Duke	17.50
Notre Dame	17.50
13. Clemson	16.59
14. Miami	12.29
15. Wake Forest	9.29

**STATES THE ORANGE  
HAVE NOT PLAYED IN 12 11**

- DELAWARE
- IDAHO
- IOWA
- MAINE
- MISSISSIPPI
- MONTANA
- NORTH DAKOTA
- OKLAHOMA
- ✓ **SOUTH DAKOTA**
- VERMONT
- WASHINGTON
- WYOMING



includes games of 1/18

Team	Stat	NCAA	ACC
W-L %	.706	67th	4th
Scoring	75.9	153rd	10th
Scoring Defense	71.8	179th	9th
Scoring Margin	+4.1	161st	11th
Bench Points	24.59	88th	2nd
Rebounds	36.9	141st	7th
Off. Rebounds	10.0	222nd	9th
Def. Rebounds	26.9	89th	6th
Rebound Margin	-2.1	283rd	14th
Assists	13.6	162nd	10th
Turnovers	12.5	208th	11th
Turnovers Forced	15.1	39th	2nd
Turnover Margin	+2.6	61st	5th
Steals	9.3	25th	2nd
Blocks	5.0	32nd	2nd
FG %	.446	198th	9th
FG % Defense	.422	115th	6th
3FG	6.8	240th	12th
3FG %	.328	231st	13th
3FG % Defense	.298	37th	4th
FT %	.741	75th	8th
FT Made Avg.	14.0	164th	7th
<b>Individual</b>			
<b>Points</b>			
Judah Mintz	312	77th	3rd
<b>Points Per Game</b>			
Judah Mintz	18.4	71st	3rd
<b>3-pt Field Goal Made</b>			
Chris Bell	39	155th	8th
<b>3-pt Field Goal Average</b>			
Chris Bell	2.3	156th	10th
<b>3-pt Field Goal Attempts</b>			
Chris Bell	100	191st	9th
<b>Defensive Rebounds Per Game</b>			
Justin Taylor	5.2	154th	8th
<b>Offensive Rebounds Per Game</b>			
Maliq Brown	2.4	158th	7th
<b>Assists</b>			
Judah Mintz	65	170th	7th
<b>Blocks</b>			
Naheem McLeod	27	74th	6th
<b>Blocked Shots Per Game</b>			
Naheem McLeod	1.93	42nd	5th
<b>Steals</b>			
Maliq Brown	38	t38th	t2nd
Judah Mintz	38	t38th	t2nd
<b>Steals Average</b>			
Maliq Brown	2.18	t37th	t2nd
Judah Mintz	2.18	t37th	t2nd
<b>Field Goal Attempts</b>			
Judah Mintz	215	185th	9th
<b>Free Throws Made</b>			
Judah Mintz	115	9th	1st
<b>Free Throws Attempts</b>			
Judah Mintz	145	10th	1st
<b>Minutes Played Average</b>			
J.J. Starling	33.3	130th	5th

2023-24 'CUSE FT AT CRUNCH TIME

includes Pittsburgh game									
No.	Player	5:00-2:00	1:59-1:00	:59-0:00	Total	Pct.	OT	2023-24	Pct.
3	Mintz	9-11	0-2	7-8	16-21	.768		115-45	.793
24	Copeland	2-2	1-2	6-6	9-10	.900		37-52	.712
2	Starling	1-2	4-6	0-1	5-8	.625		19-28	.679
1	Brown	3-3		2-2	5-5	1.000		23-26	.696
10	McLeod	1-1			1-1	1.000		16-23	.696
13	Williams	3-6		3-4	6-10	.600		10-19	.526
5	Taylor	1-1			1-1	1.000		8-12	.667
4	Bell							8-12	.667
0	Cuffe Jr.							2-4	.500
<b>Totals</b>		<b>20-26</b>	<b>5-10</b>	<b>18-20</b>	<b>43-56</b>	<b>.768</b>		<b>238-321</b>	<b>.741</b>



Judah Mintz

**December Best Judah Mintz**  
**6 games**  
**17.7 ppg.**  
**2.8 rpg.**  
**3.3 apg.**  
**0.3 bpg.**  
**2.3 spg.**  
**30.8 mpg.**

- ✓ **Judah Mintz** had a game-high 28 points, including five 3-pointers, **Chris Bell** had 19 points and four blocks, and **Justin Taylor** posted 15 points and eight rebounds.
- ✓ **Dec. 2:** Virginia used a 21-3, second-half run to break open the contest and the Cavs defeated the Orange, 84-62.
- ✓ **J.J. Starling** had 16 points and Maliq Brown added 10 points and five rebounds.

December Regular Season Notes

- ✓ **Dec. 30:** Syracuse came back from an 11-point, second-half deficit, to defeat Pittsburgh, 81-73, in the 125th meeting between the two programs.
- ✓ **Quadir Copeland** had a career-high 22 points, nine rebounds and three steals in 24 minutes of work off the bench. **Maliq Brown** and **Benny Williams** each had 15 points.
- ✓ **Dec. 21:** **Maliq Brown** had 15 points and 10 rebounds off the bench and SU defeated Niagara for the 11th straight time, 83-71.
- ✓ **Judah Mintz** had 18 points and **Quadir Copeland** posted 12 points and eight assists in a reserve role versus the Purple Eagles.
- ✓ **Dec. 17:** Four players, including two reserves, scored in double digits to help Syracuse defeat Oregon, 83-63, in Sioux Falls, S.D. **Judah Mintz** (18), **Quadir Copeland** (15), **J.J. Starling** (14) and **Maliq Brown** (13) paced the Orange offensively.
- ✓ **Copeland**, paced an Orange bench that produced 44 points. He added a squad-best nine rebounds and five assists.
- ✓ **Dec. 9:** The Orange broke open a tight game by shooting .600 (18-of-30) from the field in the second half and defeated Georgetown, 80-68.
- ✓ **Judah Mintz** had 25 points and five steals, J.J. Starling had 21 points, and Quadir Copeland added 14 points.
- ✓ **Dec. 5:** Syracuse scored 10 of the last 12 points of the contest to outlast Cornell, 81-70. It was the 43rd consecutive victory in the series for the Orange.

ACC/SEC CHALLENGE (7-7)



**Tuesday, Nov. 28**  
**Syracuse 80, LSU 57**  
 Georgia Tech 67, Mississippi State 59  
 South Carolina 65, Notre Dame 53  
 Kentucky 95, Miami 73  
 Missouri 71, Pittsburgh 64  
 Ole Miss 72, NC State 52  
 Clemson 85, Alabama 77

**Wednesday, Nov. 29**  
 North Carolina 100, Tennessee 92  
 Virginia 59, Texas A&M 47  
 Wake Forest 82, Florida 71  
 Arkansas 80, Duke 75  
 Auburn 74, Virginia Tech 57  
 Georgia 68, Florida State 66  
 Boston College 80, Vanderbilt 62.

2023-24 BY CLASS

includes Pittsburgh game		
<b>Scoring</b>		
<b>Class</b>	<b>PPG</b>	<b>Pct.</b>
Senior	0.0	.000
Junior	7.3	.096
Sophomore	68.6	.904
Freshmen	0.0	.000
<b>Rebounding</b>		
<b>Class</b>	<b>RPG</b>	<b>Pct.</b>
Senior	0.0	.000
Junior	6.2	.188
Sophomore	26.9	.812
Freshmen	0.0	.000
<b>Assists</b>		
<b>Class</b>	<b>APG</b>	<b>Pct.</b>
Senior	0.0	.000
Junior	0.9	.069
Sophomore	12.7	.931
Freshmen	0.0	.000
<b>Blocks</b>		
<b>Class</b>	<b>BPG</b>	<b>Pct.</b>
Senior	0.0	.000
Junior	2.4	.482
Sophomore	2.6	.518
Freshmen	0.0	.000
<b>Steals</b>		
<b>Class</b>	<b>SPG</b>	<b>Pct.</b>
Senior	0.0	.000
Junior	0.9	.095
Sophomore	8.4	.905
Freshmen	0.0	.000
<b>Field Goal Percentage</b>		
<b>Class</b>		<b>Pct.</b>
Senior.....		.000
Junior.....		.460
Sophomore.....		.444
Freshman.....		.000
<b>3PT Field Goal Percentage</b>		
<b>Class</b>		<b>Pct.</b>
Senior.....		.000
Junior.....		.214
Sophomore.....		.337
Freshman.....		.000
<b>Free Throw Percentage</b>		
<b>Class</b>		<b>Pct.</b>
Senior.....		.000
Junior.....		.619
Sophomore.....		.760
Freshman.....		.000

SU DUNK BOARD

includes Pittsburgh game			
Player	Games	Dunks	Career
Maliq Brown	17	28	54
Judah Mintz	17	9	21
Benny Williams	13	8	21
Naheem McLeod	14	8	8
Quadir Copeland	17	7	7
Chris Bell	17	4	7
Mounir Hima	6		5
Peter Carey	5	1	1
Kyle Cuffe	17	1	1
Justin Taylor	17	1	1
<b>Total</b>	<b>17</b>	<b>67</b>	



Judah Mintz

**November Best**

**Judah Mintz**  
 7 games  
 20.4 ppg.  
 3.0 rpg.  
 4.1 apg.  
 0.1 bpg.  
 2.1 spg.  
 31.0 mpg.



Judah Mintz

**Exhibition Best**

**Judah Mintz**  
 2 games  
 20.0 ppg.  
 5.0 rpg.  
 3.5 apg.  
 0.0 bpg.  
 1.5 spg.  
 28.0 mpg.

**2023-24 ON-CAMPUS CROWD**

Date	Game	Arena	Att.
Jan. 6	Ole Miss. at Tenn.	Thompson-Boling Arena	21,932
Jan. 13	SYR at UNC	Smith Center	21,750
Dec. 29	Charleston. S. at UNC	Smith Center	21,750
Dec. 9	Illinois at Tenn.	Thompson-Boling Arena	21,678
Nov. 29	Tenn. at UNC	Smith Center	20,756
Dec. 29	Ill. St. at Kentucky	Rupp Arena	20,659
<b>Dec. 30</b>	<b>Pitt at SYR</b>	<b>JMA Dome</b>	<b>20,642</b>
Nov. 29	Duke at Arkansas	Walton Arena	20,344
Jan. 17	Louisville at UNC	Smith Center	20,298
Dec. 2	Florida St. at UNC	Smith Center	20,285

**November Regular Season Notes**

- ✓ **Nov. 28:** Judah Mintz scored a career-high 33 points and led the Orange by LSU, 80-67, in the inaugural ACC/SEC Challenge.
- ✓ **Chris Bell** had 20 points and tied his career-best effort with six 3-pointers. **Maliq Brown** finished with seven points and nine rebounds against the Tigers.
- ✓ **Nov. 22:** Syracuse had seven players score in double figures and Orange defeated Chaminade, 105-56, to close out its trip to the Maui Invitational.
- ✓ **Chris Bell** had 18 points and **Justin Taylor** posted his first career double-double with 14 points and 10 rebounds. **Naheem McLeod** added 13 points and nine rebounds and **Kyle Cuffe Jr.** had a collegiate-best 13 points.
- ✓ **Nov. 21:** The Orange were beaten by #11/10 Gonzaga, 76-57.
- ✓ **Judah Mintz** had 22 points and **J.J. Starling** added 15. Each had four steals.
- ✓ **Nov. 20:** Syracuse lost to #7/8 Tennessee, 73-56, in the Maui Invitational.
- ✓ **Chris Bell** had 16 points and **Judah Mintz** added 15 for the Orange.
- ✓ **Nov. 14:** The Orange rallied from a 24-point, second-half deficit, and defeated Colgate, 79-75. The victory halted the Raiders' two-game win streak in the series.
- ✓ **Chris Bell** scored 25 points and finished with six 3-pointers. **Judah Mintz** added 23 points and eight assists.
- ✓ **Nov. 8:** Syracuse used a 14-0, second-half run, to defeat Canisius, 89-77.
- ✓ **Judah Mintz** had a career-high 26 points and **J.J. Starling** had 17 points and a personal-best seven assists. **Naheem McLeod** grabbed nine rebounds.
- ✓ **Nov. 6:** **Adrian Autry** earned a victory in his first game as SU head coach, guiding the Orange to an 83-72 win against New Hampshire.
- ✓ **Judah Mintz** led five Syracuse performers in double digits with 20 points. **Quadir Copeland** posted his first career double-double with 10 points and 13 rebounds.

**Exhibition Orange Notes**

- ✓ **Nov. 1:** Judah Mintz had 20 points and the Orange beat the College of Saint Rose, 86-61.
- ✓ **Chris Bell** scored 19 points and **Justin Taylor** gS 10 points and 12 rebounds.
- ✓ **Oct. 27:** Syracuse, led by six players with 10-or-more points, defeated Division II Daemen, 81-68, in its first exhibition game.
- ✓ **Quadir Copeland** and **Justin Taylor** each had 12 points, while **Kyle Cuffe Jr.** and **Benny Williams** had 11 points apiece. .
- ✓ **Copeland** passed out nine assists and had a squad-leading four steals.

**2023-24 ATTENDANCE AVG.**

Rank	School	G	Attendance	Avg.
1.	North Carolina	8	159,004	19,876
2.	Kentucky	10	196,840	19,684
<b>3.</b>	<b>SYRACUSE</b>	<b>8</b>	<b>152,781</b>	<b>19,098</b>
4.	Arkansas	11	209,505	19,046
5.	Tennessee	9	161,841	17,982
6.	Creighton	9	152,788	16,796
7.	Kansas	9	146,700	16,300
8.	Indiana	12	194,013	16,168
9.	Marquette	10	143,236	16,025
10.	Wisconsin	10	151,433	15,144

**SYRACUSE'S GREATEST COMEBACKS**

1976-Present				
Deficit	Score	Opponent	Date	Final
<b>24</b>	<b>54-30</b>	<b>COLGATE</b>	<b>11/14/2003</b>	<b>W, 79-75</b>
20	54-34	at Rutgers	1/24/2005	W, 86-84
20	55-35	NOTRE DAME	2/20/2021	W, 75-67
18	75-57	at Villanova	1/15/1994	W, 88-85
18	33-15	at DePaul	1/30/2010	W, 59-57
18	25-7	VILLANOVA	12/28/2013	W, 78-62
17	25-8	vs. Oklahoma St. (NCAA)	3/23/2003	W, 68-56
16	29-13	at Alabama	1/11/1997	W, 70-66
16	27-11	CORNELL	12/3/2008	W, 88-78
16	37-21	vs. Virginia (NCAA)	3/27/2016	W, 68-62
16	75-59	at NC State	2/1/2017	W, 100-93 OT

**ORANGE OVERSEAS**

Player	at SU	Team	Notes
Jimmy Boenheim	2021-22	Tigers Tuebingen (Germany)	16 games, 14.7 ppg., 4.1 rpg.
Rakeem Christmas	2011-15	Atletico Bigua Montevideo (Uruguayan)	1 game, 8.0 ppg., 5.0 rpg.
Paschal Chukwu	2016-19	Randers Cimbria (Denmark)	8 games, 5.4 ppg., 5.9 rpg.
Marek Dolezaj	2017-21	Keflavik IF (Iceland)	13 games, 12.0 ppg., 6.8 rpg.
Tyler Ennis	2013-14	Napoli Basket (Italy)	15 games, 12.4 ppg., 6.9 apg.
Michael Gbinije	2013-16	Tabiat (Iran)	14 games, 13.3 ppg., 4.5 rpg.
Rick Jackson	2007-11	Satria Muda Pertamina (Indonesia)	16 games, 9.2 ppg., 1.0 apg.
Chris McCullough	2014-15	Taishin Dreamers (Taiwan)	8 games, 20.3 ppg., 13.4 rpg.
Kristof Ongenaet	2007-09	Falco Gent (Belgium)	8 games, 3.0 ppg., 3.3 rpg.
Malachi Richardson	2015-16	Pelita Jaya (Indonesia)	1 game, 3.0 ppg., 2.0 rpg.
Tyler Roberson	2013-17	La Union (Argentina)	3 games, 4.0 ppg., 3.5 rpg.
Bourama Sidibe	2017-22	Ferroviario de Maputo (Mozambique)	
Andrew White	2016-17	Al Rayyan (Qatar)	3 games, 17.3 ppg., 4.3 rpg.

2023-24 OPPONENTS

Date	Opponent	includes games of Jan. 18			Series	Post	TV
		W-L	Rank				
11/6	NEW HAMPSHIRE	10-7		1-0		ACCN	
11/8	CANISIUS	7-9		47-24		ACCN	
11/14	COLGATE	10-8		128-47		ACCN	
11/20	vs. Tennessee	13-4	6/7	3-4		ESPN 2	
11/21	vs. Gonzaga	12-5	rv/rv	2-1		ESPN	
11/22	vs. Chaminade	6-13		2-0		ESPN	
11/28	LSU	11-6		1-0		ESPN 2	
12/2	at Virginia	12-5		6-13		ESPN 2	
12/5	CORNELL	12-3		97-31		ACCN	
12/9	at Georgetown	8-9		54-45		FOX	
12/17	vs. Oregon	13-4	rv/rv	1-1		CBS SPORTS NETWORK	
12/21	NIAGARA	7-9		56-28		ACCN	
12/30	PITTSBURGH					THE CW	
1/2	at Duke	13-3	7/6	6-16		ESPN	
1/10	BOSTON COLLEGE					ACCN	
1/13	at North Carolina					ESPN	
1/16	at Pittsburgh	10-7		76-50		ESPN	
1/20	MIAMI	12-5		20-12		ESPN 2	
1/23	FLORIDA STATE	11-6	--/rv	10-6		ESPN 2	
1/27	NC STATE	13-4	rv/rv	12-6		ACCN	
1/30	at Boston College	11-6		58-26		ESPN	
2/3	at Wake Forest	12-5	--/rv	11-3		ACCN	
2/7	LOUISVILLE	6-11		12-19		ESPN	
2/10	CLEMSON	12-5	rv/rv	6-8		ACCN	
2/13	NORTH CAROLINA	14-3	4/3	6-17		ESPN	
2/17	at Georgia Tech	9-8		9-8		THE CW	
2/20	at NC State					ESPN	
2/24	NOTRE DAME	7-11		33-23		ESPN	
2/27	VIRGINIA TECH	10-7		12-7		ESPN	
3/2	at Louisville					ACCN	
3/5	at Clemson					ESPN	
<b>TOTAL</b>		<b>261-163, .616</b>					

SU OPPONENT RECORDS

Season	Won-Lost	Pct.
2023-24	261-163	.616
2022-23	430-391	.524
2021-22	471-361	.566
2020-21	301-221	.577
2019-20	439-350	.556
2018-19	576-381	.602
2017-18	624-384	.619
2016-17	565-417	.575
2015-16	594-413	.590
2014-15	527-337	.583

DOME-INATING

Syracuse In The Dome

Season	W-L	Pct.	Unbeaten	
			Start	
2023-24	8-0	1.000	8-0	
2022-23	11-7	.611	1-0	
2021-22	11-5	.688	2-0	
2020-21	13-1	.929	5-0	
2019-20	11-7	.611	0-1	
2018-19	13-6	.684	6-0	
2017-18	14-5	.737	8-0	
2016-17	17-4	.810	6-0	
2015-16	13-4	.765	3-0	
2014-15	13-5	.722	4-0	
2013-14	16-2	.889	16-0	
2012-13	17-2	.895	16-0	
2011-12	19-0	1.000	19-0	
2010-11	16-3	.842	13-0	
2009-10	17-2	.895	9-0	
2008-09	16-3	.842	7-0	
2007-08	16-6	.727	3-0	
2006-07	18-4	.818	6-0	
2005-06	14-5	.909	2-0	
2004-05	16-2	.889	14-0	
2003-04	14-3	.824	0-1	
2002-03	17-0	1.000	17-0	
2001-02	15-4	.789	6-0	
2000-01	15-2	.882	6-0	
1999-00	17-1	.944	13-0	
1998-99	9-7	.563	3-0	
1997-98	12-4	.750	8-0	
1996-97	9-7	.563	1-0	
1995-96	15-1	.938	10-0	
1994-95	14-2	.875	12-0	
1993-94	16-1	.941	4-0	
1992-93	12-4	.750	7-0	
1991-92	14-3	.824	13-0	
1990-91	16-1	.941	8-0	
1989-90	13-3	.813	7-0	
1988-89	18-1	.947	10-0	
1987-88	13-3	.813	8-0	
1986-87	17-2	.895	11-0	
1985-86	17-2	.895	14-0	
1984-85	13-2	.867	6-0	
1983-84	14-3	.824	4-0	
1982-83	14-2	.875	8-0	
1981-82	11-6	.647	2-0	
1980-81	17-3	.850	2-0	
<b>Overall</b>	<b>631-140</b>	<b>.818</b>		

**DIVISION I AVERAGE AGE**

School	Avg.*
1. Virginia Military Institute	19.10
2. Saint Francis	19.58
3. Marquette	19.75
Siena	19.75
5. Arizona	19.77
6. Elon	19.90
7. Kentucky	20.00
8. North Carolina A&T	20.00
9. UCLA	20.10
10. Vanderbilt	20.12
11. Belmont	20.15
12. Ohio State	20.15
13. Pepperdine	20.20
14. Oregon State	20.30
15. San Diego	20.33
16. George Washington	20.40
<b>Syracuse</b>	<b>20.40</b>
18. Colorado	20.53
19. Valparaiso	20.82

\* scholarship players  
*research compiled by David Musil, St. Francis*

**LEAD/DEFICIT COMPARISON**

Opponent	Lead	Deficit	Run	Changes	Ties	Result
NEW HAMPSHIRE	23 (8:39-1st)	--	11-0 (1st)	0	0	W, 83-72
CANISIUS	20 (9:06-2nd)	--	14-0 (2nd)	0	2	W, 89-77
COLGATE	6 (0:31-2nd)	24 (16:32-2nd)	14-0 (2nd)	2	2	W, 79-75;
vs. Tennessee	8 (10:23-1st)	17 (0:08-2nd)	8-0 (2nd)	4	2	L, 56-73
vs. Gonzaga	--	23 (2:34-2nd)	7-0 (1st)	0	0	L, 57-76
vs. Chaminade	51 (1:45-2nd)	1 (19:34-1st)	13-0 (2nd)	2	0	W, 105-56
LSU	26 (2:50-2nd)	3 (9:05-1st)	13-0 (2nd)	3	4	W, 80-57
at Virginia	5 (18:05-1st)	33 (7:33-2nd)	10-0 (2nd)	4	9	L, 62-84
CORNELL	14 (10:05-2nd)	4 (18:38-1st)	9-0 (1st)	1	0	W, 81-70
at Georgetown	16 (0:33-2nd)	2 (19:38-1st)	9-0 (2nd)	15	9	W, 80-68
vs. Oregon	24 (2:29-2nd)	10 (13:03-1st)	8-0 (1st)	5	0	W, 83-63
NIAGARA	19 (12:22-2nd)	1 (13:57-1st)	11-0 (1st)	4	2	W, 83-71
PITTSBURGH	11 (12:37-2nd)	9 (0:39-1st)	10-0 (2nd)	6	7	W, 81-73
at Duke	2 (14:27-1st)	20 (0:28-2nd)	8-0 (1st)	4	4	L, 66-86
BOSTON COLLEGE	19 (3:54-1st)	1 (7:27-2nd)	11-0 (1st)	2	1	W, 69-59
at North Carolina	1 (18:10-1st)	39 (8:37-2nd)	9-0 (1st)	2	0	L, 67-103
at Pittsburgh	16 (10:04-2nd)	6 (10:19-1st)	9-0 (1st)	4	3	W, 69-58
MIAMI						
FLORIDA STATE						
NC STATE						
at Boston College						
at Wake Forest						
LOUISVILLE						
CLEMSON						
NORTH CAROLINA						
at Georgia Tech						
at NC State						
NOTRE DAME						
VIRGINIA TECH						
at Louisville						
at Clemson						

**Freeman, Moore Sign NLI**

Four-star rated recruits **Donnie Freeman** and **Elijah Moore** from the Class of 2024 signed National Letters of Intent (NLI) to enroll and play basketball at Syracuse.

Freeman is a 6-9, 190 forward from Washington, D.C., and national powerhouse IMG Academy (Fla.).

Moore is a 6-4, 170 guard from Our Saviour Lutheran School (N.Y.) and the Bronx, N.Y.

Freeman, a four-star recruit, is ranked 38th overall and sixth among power forwards in the Class of 2024 by ESPN.com. He is 28th overall and the sixth-rated power forward by 247sports.com. Rivals.com put Freeman 51st overall and sixth among power forwards.

Prior to transferring to the prestigious IMG Academy for his senior year, Freeman spent the 2022-23 season at St. John's College High School, where he averaged 21.0 points and 8.5 rebounds per game. Freeman helped his squad to a 32-4 overall record and a Washington Catholic Athletic Conference Tournament championship. At St. John's, he played for Coach Patrick Behan.

Freeman played AAU basketball for Team Takeover on the Nike EYBL circuit. This past summer he helped Team Takeover to the Nike EYBL Peach Jam title. He was named first-team all-tournament after averaging 12.9 points and 5.4 rebounds per game.

Moore, a four-star recruit, is ranked 38th among shooting guards in the Class of 2024 by Espn.com. He is 52nd nationally and is the 11th best shooting guard according to 247sports.com. Rivals.com rated Moore 53rd overall in the Class of 2024.

Prior to transferring to Our Saviour Lutheran, Moore spent the last years at Cardinal Hayes High School (N.Y.). Our Saviour Lutheran is a part of the Atlanta-based professional league Overtime Elite, where they operate under the title JellyFam. In a preseason ranking by The Circuit, which includes traditional public schools, prep schools and Overtime Elite teams, JellyFam sits at No. 16 in the country.

During a 2023 AAU event, called 3SSB on the Adidas AAU Circuit, Moore was awarded the Offensive MVP and made Adidas 3SSB First Team. He played with the New York Wiz Kids and posted two 30-point outings.




SPECIALTY STATISTICS

	PP	PTO	SCP	FBP	BP
Opponent	SU-OPP	SU-OPP	SU-OPP	SU-OPP	SU-OPP
NEW HAMPSHIRE	46-32	18-18	8-10	22-11	30-9
CANISIUS	52-42	18-15	13-16	14-8	14-35
COLGATE	36-38	20-6	6-18	24-10	10-16
vs. Tennessee	26-32	6-18	5-14	6-11	15-13
vs. Gonzaga	36-44	17-15	8-25	4-18	7-15
vs. Chaminade	54-28	27-10	19-9	16-8	44-9
LSU	28-44	26-14	6-14	10-12	12-21
at Virginia	30-30	14-18	7-4	6-11	27-27
CORNELL	30-34	19-13	8-13	16-14	8-25
at Georgetown	42-38	20-13	12-14	20-2	26-14
vs. Oregon	50-28	23-18	6-12	17-7	44-18
NIAGARA	44-32	15-4	6-2	20-10	40-32
PITTSBURGH	42-32	16-11	14-7	20-14	52-17
at Duke	32-46	11-26	3-4	9-21	36-16
BOSTON COLLEGE	30-32	28-11	8-16	12-8	14-18
at North Carolina	32-58	18-23	6-22	9-20	19-39
at Pittsburgh	14-30	5-16	6-10	3-15	20-19
MIAMI					
FLORIDA STATE					
NC STATE					
at Boston College					
at Wake Forest					
LOUISVILLE					
CLEMSON					
NORTH CAROLINA					
at Georgia Tech					
at NC State					
NOTRE DAME					
VIRGINIA TECH					
at Louisville					
at Clemson					
	614-620	301-228	141-210	228-200	418-343
<b>2023-24</b>	<b>36.1-36.5</b>	<b>17.7-13.4</b>	<b>8.3-12.4</b>	<b>13.4-11.8</b>	<b>24.6-20.2</b>
2022-23 Avg.	34.3-28.5	15.6-12.9	10.3-11.5	10.7-10.0	12.6-14.4
2021-22 Avg.	29.9-28.8	12.9-13.9	11.3-12.1	11.9-9.8	9.0-19.3
2020-21 Avg.	28.9-28.4	14.8-11.3	10.3-10.4	14.0-11.6	12.0-17.9
2019-20 Avg.	29.3-24.1	15.0-12.9	10.3-11.6	12.3-9.5	11.6-17.3
2018-19 Avg.	27.6-21.2	19.2-19.9	10.0-8.8	7.8-5.1	11.2-15.5
2017-18 Avg.	26.0-23.6	12.7-12.2	11.1-10.6	4.8-6.6	6.9-14.9
2016-17 Avg.	26.2-27.2	15.6-13.5	11.7-12.1	8.0-7.6	14.7-16.7
2015-16 Avg.	26.3-28.8	14.7-12.5	11.5-11.7	7.0-6.3	12.8-19.2
2014-15 Avg.	33.1-26.1	15.5-11.3	12.5-10.9	8.9-6.7	10.2-14.6
2013-14 Avg.	29.9-22.0	16.2-8.7	13.1-9.8	7.3-5.1	11.8-13.4
2012-13 Avg.	32.7-22.3	16.2-12.5	12.8-10.4	10.1-6.7	18.3-15.2
2011-12 Avg.	34.1-23.9	19.9-10.0	12.8-11.7	13.2-6.5	31.6-14.3
2010-11 Avg.	34.3-23.8	17.6-12.3	11.9-9.5	13.0-6.4	19.0-15.2
2009-10 Avg.	40.1-27.7	18.4-15.4	13.1-12.3	14.3-6.6	24.4-15.7
2008-09 Avg.	40.4-30.2	16.0-15.9	11.7-13.2	16.3-10.2	17.9-15.7
2007-08 Avg.	38.6-28.1	17.4-16.6	13.6-12.5	14.0-8.6	9.0-18.5
2006-07 Avg.	30.1-25.1	17.2-15.1	12.2-13.4	12.3-8.4	22.9-17.0
2005-06 Avg.	30.1-24.5	16.8-16.9	13.3-11.1	11.6-8.2	13.5-14.7
2004-05 Avg.	39.9-23.5	17.9-13.6	13.9-13.0	9.5-5.3	16.0-13.9

PP=points in the paint PTO=points off turnovers SCP=second chance points  
 FBP=fast break points BP=bench points

Bing To Join Syracuse Ring Of Honor



Syracuse University Athletics will add Naismith Memorial Basketball Hall of Fame member Dave Bing '66 to its Ring of Honor at the JMA Wireless Dome on Saturday, Jan. 27, 2024, when the Orange host NC State.

Bing enrolled at Syracuse University in 1962 and became part of a basketball resurgence. In 1963-64, his first campaign with the varsity, Bing helped the Orange to a 17-8 record and a berth in the National Invitational Tournament (NIT).

As a senior, Bing led Syracuse to its first NCAA Tournament appearance since 1956-57. He keyed a lineup that combined to average a school-record 99.0 points per game. The Orange defeated Davidson in a first-round NCAA matchup before losing at second-ranked Duke, 91-81. Coach Fred Lewis directed Syracuse to a 22-6 mark and Bing averaged 28.4 points an outing. Bing earned consensus All-America honors.

He was the second overall pick in the 1966 draft by the Detroit Pistons and the 1967 NBA Rookie of the Year. He played 12 seasons and was an eight-time NBA All-Star.

Bing was inducted into the Naismith Memorial Basketball Hall of Fame in 1990. Six years later, in 1996, Bing was named one of the 50 Greatest Players in NBA History. The NBA 75th Anniversary team, selected in 2021, also featured Bing.

He founded The Bing Group, a Detroit Automotive Supply Company, and served as president and chairman from 1980 through 2006. He was honored by President Ronald Reagan with the Minority Small Business Person of the Year Award.

He received the George Arents Award from Syracuse University in 1994. It is the University's highest alumni honor. Bing has earned honorary doctorate degrees from Kettering University, Syracuse University, and the University of Michigan.

Bing was elected Mayor of Detroit on May 5, 2009, and served until January 2014.

Syracuse Ring of Honor

Bing joins Jim Boeheim, Jim Brown, Ernie Davis, Floyd Little, Ben Schwartzwalder, Roy Simmons Jr., and Dwayne "Pearl" Washington. Each honoree's name is displayed in the JMA Wireless Dome.



Adrian Autry is in his first season as head coach at his alma mater.



### Autry Begins First Season As Syracuse Court Boss

Adrian Autry was named head coach at Syracuse University following the completion of the 2022-23 season. He was selected to replace his mentor, Hall of Fame coach Jim Boeheim, who held the post for 47 years.

Autry had returned to his alma mater when he was named an assistant coach prior to the 2011-12 season. In March of 2017, Autry was promoted to associate head coach.

A product of St. Nicholas of Tolentine in the Bronx, Autry was a McDonald's All-American in 1990. He earned first-team All-New York City three times and played on the 1988 New York City and New York

State championship squads.

### An Orange Star

Autry started 116-of-121 games in four seasons with the Orange, a stretch that began in 1990 and ended in 1994. Autry still ranks fifth in career assists (631) and sixth in career steals (217) at Syracuse. The Orange earned NCAA Tournament invitations in 1990-91, 1991-92 and 1993-94.

He graduated from SU with a degree in Speech Communication in 1994.

### Overseas Orange

Autry had a successful professional basketball career, primarily in European leagues. He played for teams in Belgium, France, Germany, Italy, Poland, Russia, Turkey and Venezuela. Autry also had stints in the United States Basketball League (USBL).

### The Quest To Coach

Autry embarked on a coaching career in January 2006 when he was hired as associate head coach at Bishop Ireton Catholic High School (Va.). He became AAU basketball coach with Nova United in April 2006, leading the 14-Under team and then the 15-Under squad. In September 2007, he became assistant basketball coach at Paul VI High School (Va.). He was named an assistant coach on the AAU Triple Threat squad, working with the 17-Under team, in 2008.

He moved into the collegiate ranks in 2008 when he was hired by then-head coach Seth Greenburg as director of basketball operations at Virginia Tech. He was later elevated to an assistant coach post, before moving back to Syracuse.

### ADRIAN AUTRY RECORDS

SU Head Coach	12-5 (.706)
Season Openers	1-0 (1.000)
SU Assistant (2011-23):	264-145 (.645)
SU Player (1990-94):	91-32 (.740)

### SU COACHING DEBUTS

Coach	Date	Opp.	W-L
John A.R. Scott	11/20/1903	at Oswego Normal	W, 21-7
Edmund Dollard	12/15/2011	RPI	W, 27-19
Lewis Andreas	12/12/1924	St. Lawrence	W, 32-26
Marc Guley	12/2/1950	Toronto	W, 101-39
Fred Lewis	12/1/1962	Kent State	W, 36-35
Roy Danforth	12/4/1968	at Cornell	L, 81-93
Jim Boeheim	11/26/1976	vs. Harvard	W, 75-48
Adrian Autry	11/6/2023	New Hampshire	W, 83-72

## AUTRY'S STATISTICS AT SYRACUSE

Year	G	FG	FGA	Pct	3FG	3FGA	Pct	FT	FTA	Pct	R	Avg	A	Pts	Avg
1990-91	31	106	264	.402	26	82	.317	62	88	.705	79	2.5	164	300	9.7
1991-92	31	109	297	.367	33	99	.333	90	128	.703	126	4.1	123	341	11.0
1992-93	29	140	324	.432	33	109	.302	83	104	.798	106	3.7	161	396	13.7
1993-94	30	178	396	.449	47	127	.370	98	125	.784	145	4.8	183	501	16.7
<b>Totals</b>	<b>121</b>	<b>533</b>	<b>1,281</b>	<b>.416</b>	<b>139</b>	<b>417</b>	<b>.333</b>	<b>333</b>	<b>445</b>	<b>.748</b>	<b>456</b>	<b>3.8</b>	<b>631</b>	<b>1,538</b>	<b>12.7</b>



2023-24 AP POLL

January 15, 2024

No.	Team	W-L	Points
1.	Connecticut (39)	15-2	1,542
2.	Purdue (20)	15-2	1,506
3.	Kansas (3)	14-2	1,426
4.	North Carolina (1)	13-3	1,407
5.	Houston	14-2	1,236
6.	Tennessee	12-4	1,147
7.	Duke	13-3	1,130
8.	Kentucky	12-3	1,123
9.	Baylor	14-2	1,055
10.	Memphis	15-2	987
11.	Wisconsin	13-3	948
12.	Arizona	12-4	918
13.	Auburn	14-2	905
14.	Illinois	12-4	660
15.	Oklahoma	13-3	633
16.	Utah State	16-1	538
17.	Marquette	11-5	516
18.	Creighton	13-4	433
19.	TCU	13-3	293
20.	BYU	13-3	270
21.	Dayton	13-2	261
22.	Ole Miss	15-1	236
23.	Florida Atlantic	13-4	221
24.	Iowa State	13-3	195
25.	Texas Tech	14-2	191

**Others receiving votes:** Colorado State 169, San Diego State 153, Seton Hall 89, Alabama 60, Grand Canyon 49, Clemson 38, Nevada 22, Boise State 22, Texas 20, Oregon 17, St. John's 15, New Mexico 14, NC State 8, Gonzaga 5, Princeton 5, Mississippi State 3, Utah 3, South Carolina 2, Villanova 2, McNeese 1, James Madison 1.

2023-24 COACHES POLL

January 15, 2024

No.	Team	W-L	Points
1.	Connecticut (20)	15-2	785
2.	Purdue (12)	15-2	762
3.	North Carolina	13-3	717
4.	Kansas	14-2	713
5.	Houston	14-2	619
6.	Duke	13-3	590
7.	Tennessee	12-4	574
8.	Wisconsin	13-3	533
9.	Baylor	14-2	523
10.	Kentucky	12-3	514
11.	Auburn	14-2	509
12.	Memphis	15-2	489
13.	Arizona	12-4	424
14.	Illinois	12-4	319
15.	Creighton	13-4	261
16.	Oklahoma	13-3	239
17.	Utah State	16-1	238
18.	Marquette	11-5	214
19.	YU	13-3	174
20.	Iowa State	13-3	152
21.	Ole Miss	15-1	151
22.	TCU	13-3	150
23.	Dayton	13-2	130
24.	San Diego State	14-3	102
25.	Texas Tech	14-2	92

**Others receiving votes:** Colorado State 81, Florida Atlantic 67, Alabama 60, Seton Hall 40, Clemson 39, Grand Canyon 34, Texas 20, Nevada 14, Gonzaga 11, Oregon 10, NC State 9, James Madison 8, Villanova 8, Princeton 7, St. John's 6, Florida State 4, Nebraska 2, Wake Forest 2, Florida 2, Indiana State 1, New Mexico 1

SYRACUSE POLL POINTS

The last time . . .

SU vs. ranked team	1/13/24	#17 North Carolina 103, SU 67
SU win vs. ranked team	2/14/23	SU 75, #23 NC State 72
Both ranked	11/16/18	#13 Oregon 80, #15 SU 65
Both top 10	2/22/14	#5 Duke 66, #1 SU 60
Both top 5	2/22/14	#5 Duke 66, #1 SU 60
<b>SU vs. ranked back-to-back</b>	<b>11/20/23</b>	<b>#7 Tennessee 73, SU 56</b>
<b>SU played #1</b>	<b>11/21/23</b>	<b>#11 Gonzaga 76, SU 57</b>
SU played #1	2/23/19	#1 Duke 75, SU 65
SU beat #1	1/14/19	SU 95, #1 Duke 91 OT
SU played #2	3/4/19	#2 Virginia 79, SU 53
SU beat #2	2/3/03	SU 67, #2 Pittsburgh 65
SU played #3	1/9/18	#3 Virginia 68, SU 60
SU beat #3	3/12/09	#18 SU 127, #3 UConn 117 6 OT
SU played #4	3/27/16	SU 68, #4 Virginia 62 (NCAA)
SU beat #4	3/27/16	SU 68, #4 Virginia 62 (NCAA)
SU played #5	3/14/19	#5 Duke 84, SU 72 (ACCT)
SU beat #5	3/18/18	SU 55, #5 Mich. State (NCAA) 53
SU played #6	1/30/23	#6 Virginia 67, SU 62
SU beat #6	1/28/17	SU 82, #6 Florida State 72
<b>SU played #7</b>	<b>1/13/24</b>	<b>#17 North Carolina 103, SU 67</b>
SU beat #7	12/7/10	#8 SU 72, #7 Michigan State 58
SU played #8	1/25/21	#8 Virginia 81, SU 58
SU beat #8	12/28/13	#2 SU 78, #8 Villanova 62
SU played #9	2/1/20	#9 Duke 97, SU 88
SU beat #9	2/4/17	SU 66, #9 Virginia 62
SU played #10	1/26/19	#10 Virginia Tech 78, SU 56
SU beat #10	2/22/17	SU 78, #10 Duke 75
<b>SU played #11</b>	<b>11/21/23</b>	<b>#11 Gonzaga 76, SU 57</b>
SU beat #11	2/26/11	#17 SU 58, #11 Georgetown 51
SU played #12	3/7/18	#12 N. Carolina 78, SU 59 (ACCT)
SU beat #12	2/18/15	SU 69, #12 Louisville 59
SU played #13	3/21/21	SU 75, #13 West Virginia 72
SU beat #13	3/21/21	SU 75, #13 West Virginia 72
<b>SU played #14</b>	<b>1/2/24</b>	<b>#14 Duke 86, SU 66</b>
SU beat #14	3/22/12*	#2 SU 64, #14 Wisconsin 63 (NCAA)
SU played #15	3/11/21	#15 Virginia 72, SU 69 (ACCT)
SU beat #15	3/30/13	#16 SU 55, #15 Marquette 39 (NCAA)
SU played #16	3/19/21	#16 Illinois 73, SU 44
SU beat #16	3/19/21	SU 78, #16 San Diego St. 62
SU played #17	1/16/23	#17 Miami 82, SU 78
SU beat #17	2/1/14	#2 SU 91, #17 Duke 89 OT
SU played #18	1/11/20	SU 63, #18/18 Virginia 55 OT
SU beat #18	1/11/20	SU 63, #18/18 Virginia 55 OT
SU played #19	11/26/21	#19 Auburn 89, Syracuse 68
SU beat #19	3/3/12	#2 SU 58, #19 Louisville 49
SU played #20	1/18/16	SU 64, #20 Duke 62
SU beat #20	1/18/16	SU 64, #20 Duke 62
SU played #21	12/9/20	#21 Rutgers 79, Syracuse 69
SU beat #21	1/21/13	#t3 SU 57, #21 Cincinnati 55
SU played #22	2/5/19	#22 Florida State 80, SU 62
SU beat #22	1/18/14	#2 SU 59, #22 Pittsburgh 54
SU played #23	2/14/23	SU 75, #23 NC State 72
SU beat #23	2/14/23	SU 75, #23 NC State 72
SU played #24	11/19/04	SU 71, #24 Memphis 62
SU beat #24	11/19/04	SU 71, #24 Memphis 62
SU played #25	1/28/16	SU 81, #25 Notre Dame 66
SU beat #25	1/28/16	SU 81, #25 Notre Dame 66
Ranked opponents in a season	15	2008-09

\*wins vacated by NCAA sanctions


SU IN THE 2023-24 POLLS

Date	AP	Coaches
Preseason	--	--
Nov. 13	--	--
Nov. 20	--	--
Nov. 27	--	--
Dec. 4	--	--
Dec. 11	--	--
Dec. 18	--	--
Dec. 25	--	--
Jan. 1	--	--
Jan. 8	--	--
Jan. 15	--	--

SU'S MOST FAMILIAR FOES

Opponents	Games
<b>1. Colgate (Nov. 14)</b>	<b>175</b>
<b>2. Cornell (Dec. 5)</b>	<b>128</b>
<b>3. Pittsburgh (Dec. 30, Jan. 16)</b>	<b>126</b>
4. Penn State	106
<b>5. Georgetown (Dec. 9)</b>	<b>99</b>
6. Connecticut	95
7. St. John's (Nov. 22)	92
<b>8. Boston College (Jan. 10, Jan. 30)</b>	<b>84</b>
<b>Niagara (Dec. 21)</b>	<b>84</b>
10. Villanova	74

**bold indicates 2023-24 opponent**



# CHRIS BELL

Forward • 6-7 • 180 • Sophomore  
 Concord, Calif. • De La Salle H.S., Calif.  
 Wasatch Academy, Utah

- Bell had a career-best 25 points against Colgate.
- He has scored in double figures in each of the last three outings.
- His six 3-pointers versus the Raiders and LSU represented a career high.
- Bell logged 20 points, two steals and one block against Boston College.
- He tallied 19 points and blocked a personal best four shots versus Cornell.

## BELL 2023-24 SEASON HIGHS

**Points:** 25, Colgate  
**FG Made:** 9, Colgate  
**FG Attempted:** 19, Colgate  
**3-Point FGM:** 6, LSU, Colgate  
**3-Point FGA:** 14, Colgate  
**FT Made:** 4, at UNC  
**FT Attempted:** 4, at UNC  
**Rebounds:** 5, vs. Chaminade  
**Off. Rebounds:** 1, vs. Gonzaga, Canisius  
**Def. Rebounds:** 5, vs. Chaminade  
**Assists:** 3, LSU  
**Steals:** 2, Boston College  
**Blocks:** 4, Cornell  
**Minutes:** 38, LSU

## BELL CAREER HIGHS

**Points:** 25, Colgate, 2023-24  
**FG Made:** 9, Colgate, 2023-24  
**FG Attempted:** 19, Colgate, 2023-24  
**3-Point FGM:** 6, LSU, Colgate, 2023-24  
**3-Point FGA:** 14, Colgate, 2023-24  
**FT Made:** 4, at UNC, 2023-24  
**FT Attempted:** 4, at UNC, 2023-24; Cornell, 2022-23  
**Rebounds:** 6, at Florida St., 2022-23  
**Off. Rebounds:** 1, nine times  
**Def. Rebounds:** 5, vs. Chaminade, 2023-24; at Florida St., 2022-23  
**Assists:** 3, LSU, 2023-24  
**Steals:** 2, Boston College, 2023-24  
**Blocks:** 4, Cornell, 2023-24  
**Minutes:** 38, LSU, 2023-24

## BELL MISCELLANEOUS

	FR	SO	TOTAL
Double-Doubles	---	---	---
10+ Points	9	9	18
20+ Points	---	3	3
5+ Rebounds	2	1	3
10+ Rebounds	---	---	---
5+ Assists	---	---	---
3+ 3-PT Field Goals	4	6	10
3+ Steals	---	---	---
3+ Blocks	---	1	1
Led Team in Points	1	4	5
Led Team in Rebounds	---	---	---
Led Team in Assists	---	---	---

## 2023-24 BELL GAME-BY-GAME

Opponent	MP	FG	3PT	FT	REB	PF	A	T	B	S	TP
New Hampshire*	19	2-7	1-5	0-0	4	0	1	1	1	1	5
CANISIUS*	26	5-12	2-6	0-0	2	2	1	1	0	0	12
COLGATE*	33	9-19	6-14	1-2	0	3	0	2	0	1	25
vs. Tennessee*	33	7-13	2-5	0-1	1	3	2	4	0	1	16
vs. Gonzaga*	35	2-18	1-10	1-2	2	2	0	0	0	1	6
vs. Chaminade*	19	7-13	4-8	0-0	5	1	0	2	0	0	18
LSU*	38	7-15	6-10	0-0	2	2	3	0	1	1	20
at Virginia*	27	2-9	1-5	0-0	2	1	1	1	0	1	5
CORNELL*	32	7-15	5-10	0-0	3	0	0	2	4	0	19
at Georgetown*	21	2-4	1-3	0-0	1	2	0	2	0	1	5
vs. Oregon*	12	0-3	0-1	0-0	2	2	1	0	0	0	0
NIAGARA*	16	3-8	1-3	0-0	2	0	2	0	0	0	7
PITTSBURGH*	19	2-8	0-4	0-0	2	3	1	1	0	0	4
at Duke*	11	0-1	0-1	2-2	1	3	1	3	0	0	2
BOSTON COLLEGE*	28	8-14	4-9	0-1	2	2	1	1	1	2	20
at North Carolina*	22	3-5	3-3	4-4	1	2	0	1	0	0	13
at Pittsburgh*	16	4-5	2-3	0-0	0	0	1	0	0	0	10
MIAMI											
FLORIDA STATE											
NC STATE											
at Boston College											
at Wake Forest											
LOUISVILLE											
CLEMSON											
NORTH CAROLINA											
at Georgia Tech											
at NC State											
NOTRE DAME											
VIRGINIA TECH											
at Louisville											
at Clemson											
*started											

## BELL'S CAREER STATISTICS

Year	TOTAL		3-PTS			REBOUNDS				PF		A		TO		Blk		Stl		Pts		Avg	
	G	GS	FG	FGA	Pct	3FG	3FGA	Pct	FT	FTA	Pct	O	D	Tot	Avg	PF	FO	A	TO	Blk	Stl		Pts
2022-23	30	30	72	179	.402	39	113	.345	16	20	.800	7	47	54	1.8	44	2	13	23	8	7	199	6.6
2023-24	17	17	70	169	.414	39	100	.390	8	12	.667	3	29	32	2.0	28	0	13	17	8	9	187	11.0
<b>Total</b>	<b>47</b>	<b>47</b>	<b>142</b>	<b>348</b>	<b>.408</b>	<b>78</b>	<b>213</b>	<b>.366</b>	<b>24</b>	<b>32</b>	<b>.750</b>	<b>10</b>	<b>76</b>	<b>86</b>	<b>1.9</b>	<b>72</b>	<b>2</b>	<b>26</b>	<b>40</b>	<b>16</b>	<b>16</b>	<b>386</b>	<b>8.2</b>

1



# MALIQ BROWN

Forward • 6-8 • 222 • Sophomore  
Culpeper, Va. • Blue Ridge H.S., Va.

- Brown has averaged 7.7 boards per game over the last six outings.
- Brown has converted 69-of-98 shots (.704) from the field in 17 contests.
- He scored a personal-best 26 points and had seven rebounds at Duke.
- He produced 19 points, eight rebounds and four each of assists, blocks and steals against Boston College.

## BROWN 2023-24 SEASON HIGHS

**Points:** 26, at Duke  
**FG Made:** 11, at Duke  
**FG Attempted:** 16, at Duke  
**3-Point FGM:** 1, at Duke Niagara  
**3-Point FGA:** 2, at UNC, at Duke  
**FT Made:** 7, Boston College  
**FT Attempted:** 8, Boston College  
**Rebounds:** 12, Cornell  
**Off. Rebounds:** 7, Cornell  
**Def. Rebounds:** 7, Niagara  
**Assists:** 4, Boston College  
**Steals:** 4, Boston College, vs. Oregon, New Hampshire  
**Blocks:** 4, Boston College  
**Minutes:** 34, Boston College

## BROWN CAREER HIGHS

**Points:** 26, at Duke, 2023-24  
**FG Made:** 11, at Duke, 2023-24  
**FG Attempted:** 16, at Duke, 2023-24  
**3-Point FGM:** 1, at Duke, Niagara, 2023-24  
**3-Point FGA:** 2, at UNC, at Duke, 2023-24  
**FT Made:** 7, Boston College, 2023-24  
**FT Attempted:** 8, Boston College, 2023-24  
**Rebounds:** 12, Cornell, 2023-24; Virginia Tech, 2022-23  
**Off. Rebounds:** 7, Cornell, 2023-24  
**Def. Rebounds:** 7, Niagara, 2023-24; Virginia Tech, 2022-23  
**Assists:** 4, Boston College, 2023-24  
**Steals:** 4, Boston College, vs. Oregon, New Hampshire, 2023-24; at Georgia Tech, 2022-23  
**Blocks:** 4, Boston College, 2023-24  
**Minutes:** 40, Virginia, 2022-23

## BROWN MISCELLANEOUS

	FR	SO	TOTAL
Double-Doubles	---	1	1
10+ Points	8	7	15
20+ Points	---	1	1
5+ Rebounds	13	11	24
10+ Rebounds	1	2	3
5+ Assists	---	---	---
3+ 3-PT Field Goals	---	---	---
3+ Steals	2	4	6
3+ Blocks	---	1	1
Led Team in Points	---	1	1
Led Team in Rebounds	8	6	14
Led Team in Assists	1	2	3

## 2023-24 BROWN GAME-BY-GAME

Opponent	MP	FG	3PT	FT	REB	PF	A	T	B	S	TP
New Hampshire	24	4-6	0-0	2-2	6	2	1	1	0	4	10
CANISIUS	22	3-3	0-0	0-0	4	0	1	0	1	3	6
COLGATE	20	2-3	0-0	2-2	3	2	0	0	1	3	6
vs. Tennessee	18	2-3	0-1	0-0	2	4	1	0	1	2	4
vs. Gonzaga	17	2-3	0-0	0-0	4	4	0	1	0	2	4
vs. Chaminade	15	5-6	0-0	2-2	3	2	1	1	0	2	12
LSU	19	3-4	0-0	1-2	9	2	0	0	1	2	7
at Virginia	25	4-5	0-0	2-2	5	4	0	1	0	1	10
CORNELL	28	0-2	0-0	0-0	12	2	1	1	1	1	0
at Georgetown	27	4-5	0-0	0-0	5	4	1	2	1	2	8
vs. Oregon	26	6-8	0-0	1-2	2	4	1	3	1	4	13
NIAGARA	24	6-6	1-1	2-2	10	2	2	0	1	0	15
PITTSBURGH	31	7-10	0-1	1-1	8	4	1	1	1	2	15
at Duke	33	11-16	1-2	3-3	7	1	0	0	0	1	26
BOSTON COLLEGE*	34	6-11	0-0	7-8	8	2	4	0	4	4	19
at North Carolina*	28	3-6	0-2	0-0	8	3	2	2	1	2	6
at Pittsburgh*	26	1-1	0-0	0-0	5	3	1	2	0	2	2
MIAMI											
FLORIDA STATE											
NC STATE											
at Boston College											
at Wake Forest											
LOUISVILLE											
CLEMSON											
NORTH CAROLINA											
at Georgia Tech											
at NC State											
NOTRE DAME											
VIRGINIA TECH											
at Louisville											
at Clemson											

\*started

## BROWN'S CAREER STATISTICS

Year	TOTAL					3-PTS			REBOUNDS				PF		FO		A		TO		Blk		Stl		Pts		Avg
	G	GS	FG	FGA	Pct	3FG	3FGA	Pct	FT	FTA	Pct	O	D	Tot	Avg	PF	FO	A	TO	Blk	Stl	Pts	Avg				
2022-23	29	7	74	106	.698	0	0	.000	17	30	.567	56	77	133	4.6	29	0	25	23	15	26	165	5.7				
2023-24	17	3	69	98	.704	2	7	.286	23	26	.885	41	60	101	5.9	45	0	17	15	14	37	163	9.6				
<b>Total</b>	<b>46</b>	<b>10</b>	<b>143</b>	<b>204</b>	<b>.701</b>	<b>2</b>	<b>7</b>	<b>.286</b>	<b>40</b>	<b>56</b>	<b>.714</b>	<b>97</b>	<b>137</b>	<b>234</b>	<b>5.1</b>	<b>74</b>	<b>0</b>	<b>42</b>	<b>38</b>	<b>29</b>	<b>63</b>	<b>328</b>	<b>7.1</b>				



# PETER CAREY

Center • 6-11 • 205 • Sophomore  
 Sunderland, Mass. • Frontier Regional School, Mass.  
 Northfield Mount Herman H.S., Mass.

# 23

- Carey made his first collegiate basket, a dunk off a lob, against New Hampshire.
- He saw court time in the Maui Invitational against #7/8 Tennessee.
- Carey played a season-high nine minutes at North Carolina and contributed a basket, a rebound and two blocks.
- He had a rebound and an assist in seven minutes at Pittsburgh.

## CAREY 2023-24 SEASON HIGHS

**Points:** 2, at UNC, New Hampshire  
**FG Made:** 1, at UNC, New Hampshire  
**FG Attempted:** 2, at Pitt, at UNC  
**3-Point FGM:** 0  
**3-Point FGA:** 0  
**FT Made:** 0  
**FT Attempted:** 0  
**Rebounds:** 2, New Hampshire  
**Off. Rebounds:** 1, at UNC, New Hampshire  
**Def. Rebounds:** 1, at Pitt, LSU, vs. Chaminade, New Hampshire  
**Assists:** 1, at Pitt  
**Steals:** 0  
**Blocks:** 2, at UNC  
**Minutes:** 9, at UNC

## CAREY CAREER HIGHS

**Points:** 2, at UNC, New Hampshire, 2023-24  
**FG Made:** 1, at UNC, New Hampshire, 2023-24  
**FG Attempted:** 2, at Pitt, at UNC, 2023-24  
**3-Point FGM:** 0  
**3-Point FGA:** 0  
**FT Made:** 0  
**FT Attempted:** 0  
**Rebounds:** 2, New Hampshire, 2023-24; Bryant, 2022-23  
**Off. Rebounds:** 1, at UNC, New Hampshire, 2023-24  
**Def. Rebounds:** 2, Bryant, 2022-23  
**Assists:** 1, at Pitt, 2023-24; Northeastern, 2022-23  
**Steals:** 0  
**Blocks:** 2, at UNC, 2023-24  
**Minutes:** 9 at North Carolina, 2023-24; Bryant, 2022-23

## CAREY MISCELLANEOUS

	FR	SO	TOTAL
Double-Doubles	---	---	---
10+ Points	---	---	---
20+ Points	---	---	---
5+ Rebounds	---	---	---
10+ Rebounds	---	---	---
5+ Assists	---	---	---
3+ 3-PT Field Goals	---	---	---
3+ Steals	---	---	---
3+ Blocks	---	---	---
Led Team in Points	---	---	---
Led Team in Rebounds	---	---	---
Led Team in Assists	---	---	---

## 2023-24 CAREY GAME-BY-GAME

Opponent	MP	FG	3PT	FT	REB	PF	A	T	B	S	TP
New Hampshire	6	1-1	0-0	0-0	2	1	0	0	0	0	2
CANISIUS	DNP										
COLGATE	DNP										
vs. Tennessee	1	0-1	0-0	0-0	0	1	0	0	0	0	0
vs. Gonzaga	DNP										
vs. Chaminade	4	0-1	0-0	0-0	1	0	0	0	0	0	0
LSU	1	0-0	0-0	0-0	1	0	0	0	0	0	0
at Virginia	DNP										
CORNELL	DNP										
at Georgetown	DNP										
vs. Oregon	DNP										
NIAGARA	DNP										
PITTSBURGH	DNP										
at Duke	DNP										
BOSTON COLLEGE	DNP										
at North Carolina	9	1-2	0-0	0-0	1	2	0	0	2	0	2
at Pittsburgh	7	0-2	0-0	0-0	1	4	1	0	0	0	0
MIAMI											
FLORIDA STATE											
NC STATE											
at Boston College											
at Wake Forest											
LOUISVILLE											
CLEMSON											
NORTH CAROLINA											
at Georgia Tech											
at NC State											
NOTRE DAME											
VIRGINIA TECH											
at Louisville											
at Clemson											

\*started

## CAREY'S CAREER STATISTICS

Year	G		TOTAL			3-PTS			REBOUNDS			PF		A		Blk		Stl		Pts		Avg	
	G	GS	FG	FGA	Pct	3FG	3FGA	Pct	FT	FTA	Pct	O	D	Tot	Avg	PF	FO	A	TO	Blk	Stl		Pts
2022-23	3	0	0	0	.000	0	0	.000	0	0	.000	0	3	3	1.0	7	0	1	0	1	0	0	0.0
2023-24	6	0	2	7	.286	0	0	.000	0	0	.000	2	4	6	1.0	8	0	1	0	2	0	4	0.7
<b>Total</b>	<b>9</b>	<b>0</b>	<b>2</b>	<b>7</b>	<b>.286</b>	<b>0</b>	<b>0</b>	<b>.000</b>	<b>0</b>	<b>0</b>	<b>.000</b>	<b>2</b>	<b>7</b>	<b>9</b>	<b>1.0</b>	<b>15</b>	<b>0</b>	<b>2</b>	<b>0</b>	<b>3</b>	<b>0</b>	<b>4</b>	<b>0.4</b>



# QUADIR COPELAND

Guard • 6-6 • 200 • Sophomore  
Philadelphia, Pa. • Gettysburg H.S., Pa.

Life Center Academy, N.J. • IMG Academy, Fla.

# 24

- Copeland has scored in double figures in five of the last eight outings, including a career-high 22 points against Pitt.
- He achieved his first career double-double with 10 points and a career-best 13 rebounds in a win versus New Hampshire.
- Copeland made his first career start in a victory against Boston College.

## COPELAND 2023-24 SEASON HIGHS

**Points:** 22, Pitt  
**FG Made:** 6, at Georgetown  
**FG Attempted:** 11, Niagara  
**3-Point FGM:** 2, at Duke  
**3-Point FGA:** 6, at Duke  
**FT Made:** 13, Pitt  
**FT Attempted:** 15, Pitt  
**Rebounds:** 13, New Hampshire  
**Off. Rebounds:** 4, at Virginia, vs. Chaminade  
**Def. Rebounds:** 10, New Hampshire  
**Assists:** 8, Niagara, vs. Chaminade  
**Steals:** 3, Boston College, Pitt, Cornell  
**Blocks:** 1, vs. Oregon, at Georgetown, vs. Chaminade  
**Minutes:** 32, vs. Oregon

## COPELAND CAREER HIGHS

**Points:** 22, Pitt, 2023-24  
**FG Made:** 6, at Georgetown, 2023-24  
**FG Attempted:** 11, Niagara, 2023-24  
**3-Point FGM:** 2, at Duke, 2023-24  
**3-Point FGA:** 6, at Duke, 2023-24  
**FT Made:** 13, Pitt, 2023-24  
**FT Attempted:** 15, Pitt, 2023-24  
**Rebounds:** 13, New Hampshire, 2023-24  
**Off. Rebounds:** 4, at Virginia, vs. Chaminade, 2023-24; Pitt, 2022-23  
**Def. Rebounds:** 10, New Hampshire, 2023-24  
**Assists:** 8, Niagara, vs. Chaminade, 2023-24  
**Steals:** 3, Boston College, Pitt, Cornell, 2023-24  
**Blocks:** 2, Pitt, 2022-23  
**Minutes:** 32, vs. Oregon, 2023-24

## COPELAND MISCELLANEOUS

	FR	SO	TOTAL
Double-Doubles	---	1	---
10+ Points	1	6	7
20+ Points	---	1	1
5+ Rebounds	4	9	13
10+ Rebounds	---	1	1
5+ Assists	---	3	3
3+ 3-PT Field Goals	---	---	---
3+ Steals	---	3	3
3+ Blocks	---	---	---
Led Team in Points	---	1	1
Led Team in Rebounds	---	4	4
Led Team in Assists	---	4	4


## 2023-24 COPELAND GAME-BY-GAME

Opponent	MP	FG	3PT	FT	REB	PF	A	T	B	S	TP
New Hampshire	27	4-9	0-2	2-3	13	0	3	4	0	1	10
CANISIUS	16	2-4	0-0	1-2	4	1	1	0	0	0	5
COLGATE	10	2-4	0-2	0-0	3	2	0	0	0	2	4
vs. Tennessee	10	0-3	0-2	0-0	2	0	0	2	0	0	0
vs. Gonzaga	18	0-2	0-0	1-2	5	1	1	2	0	0	1
vs. Chaminade	20	5-6	0-0	0-0	9	0	8	1	1	1	10
LSU	11	1-2	0-0	0-0	1	3	1	2	0	1	2
at Virginia	25	3-5	0-0	2-3	6	1	2	3	0	1	8
CORNELL	15	2-4	0-1	2-2	6	4	2	4	0	3	6
at Georgetown	25	6-7	0-0	2-4	4	3	1	2	1	1	14
vs. Oregon	32	5-8	0-0	5-6	9	4	5	2	1	1	15
NIAGARA	24	5-11	0-2	2-4	3	3	8	1	0	2	12
PITTSBURGH	24	4-8	1-2	13-15	9	3	4	2	0	3	22
at Duke	26	2-9	2-6	0-0	3	3	4	4	0	2	6
BOSTON COLLEGE*	27	3-6	0-0	1-2	6	3	4	0	0	3	7
at North Carolina	22	5-9	1-2	5-6	2	0	1	6	0	0	16
at Pittsburgh	27	3-8	1-1	1-3	5	0	4	2	0	0	8
MIAMI											
FLORIDA STATE											
NC STATE											
at Boston College											
at Wake Forest											
LOUISVILLE											
CLEMSON											
NORTH CAROLINA											
at Georgia Tech											
at NC State											
NOTRE DAME											
VIRGINIA TECH											
at Louisville											
at Clemson											



## COPELAND'S CAREER STATISTICS

Year	G		TOTAL			3-PTS			REBOUNDS			PF		FO		A		TO		Blk		Stl		Pts		Avg
	G	GS	FG	FGA	Pct	3FG	3FGA	Pct	FT	FTA	Pct	O	D	Tot	Avg	PF	FO	A	TO	Blk	Stl	Pts	Avg			
2022-23	20	0	14	41	.341	1	9	.111	13	15	.867	12	19	31	1.6	25	0	10	13	2	9	42	2.1			
2023-24	17	1	52	105	.495	5	20	.250	37	52	.712	23	67	90	5.3	31	0	49	37	3	21	146	8.6			
<b>Total</b>	<b>37</b>	<b>1</b>	<b>66</b>	<b>146</b>	<b>.452</b>	<b>6</b>	<b>29</b>	<b>.207</b>	<b>50</b>	<b>67</b>	<b>.746</b>	<b>35</b>	<b>86</b>	<b>121</b>	<b>3.3</b>	<b>56</b>	<b>0</b>	<b>59</b>	<b>50</b>	<b>5</b>	<b>30</b>	<b>188</b>	<b>5.1</b>			



# KYLE CUFFE JR.

Guard • 6-2 • 190 • R-Sophomore  
Harlem, N.Y. • Blair Academy, Va.  
Kansas



- Cuffe Jr. has played in all 17 contests.
- He has swiped at least one steal in nine-of-17 games.
- He scored a collegiate-best 13 points, grabbed four rebounds and passed two assists against Chaminade.
- Cuffe Jr. logged seven points and a career-high three assists versus Niagara.

## CUFFE JR. 2023-24 SEASON HIGHS

**Points:** 13, vs. Chaminade  
**FG Made:** 5, vs. Chaminade  
**FG Attempted:** 7, vs. Chaminade  
**3-Point FGM:** 3, vs. Chaminade  
**3-Point FGA:** 5, vs. Chaminade  
**FT Made:** 1, Boston College, New Hampshire  
**FT Attempted:** 2, Boston College, New Hampshire  
**Rebounds:** 4, at UNC, vs. Chaminade, New Hampshire  
**Off. Rebounds:** 2, New Hampshire  
**Def. Rebounds:** 4, vs. Chaminade  
**Assists:** 3, Niagara  
**Steals:** 2, at UNC, Cornell, vs. Chaminade  
**Blocks:** 2, Niagara  
**Minutes:** 23, New Hampshire

## CUFFE JR. CAREER HIGHS (\*from Kansas)

**Points:** 13, vs. Chaminade, 2023-24  
**FG Made:** 5, vs. Chaminade, 2023-24  
**FG Attempted:** 7, vs. Chaminade, 2023-24  
**3-Point FGM:** 3, vs. Chaminade, 2023-24  
**3-Point FGA:** 5, vs. Chaminade, 2023-24  
**FT Made:** 1, Boston College, New Hampshire, 2023-24  
**FT Attempted\*:** 2, Boston College, New Hampshire, 2023-24; Omaha, 2022-23  
**Rebounds:** 4, at UNC, vs. Chaminade, New Hampshire, 2023-24  
**Off. Rebounds:** 2, New Hampshire, 2023-24  
**Def. Rebounds:** 4, vs. Chaminade, 2023-24  
**Assists:** 3, Niagara, 2023-24  
**Steals:** 2, at UNC, Cornell, vs. Chaminade, 2023-24  
**Blocks:** 2, Niagara, 2023-24  
**Minutes:** 23, New Hampshire, 2023-24

## CUFFE JR. MISCELLANEOUS

	SO	TOTAL
Double-Doubles	---	---
10+ Points	1	1
20+ Points	---	---
5+ Rebounds	---	---
10+ Rebounds	---	---
5+ Assists	---	---
3+ 3-PT Field Goals	1	1
3+ Steals	---	---
3+ Blocks	---	---
Led Team in Points	---	---
Led Team in Rebounds	---	---
Led Team in Assists	---	---

## 2023-24 CUFFE JR. GAME-BY-GAME

Opponent	MP	FG	3PT	FT	REB	PF	A	T	B	S	TP
New Hampshire	23	3-6	1-3	1-2	4	5	0	1	0	1	8
CANISIUS	9	1-3	1-2	0-0	0	3	0	2	0	1	3
COLGATE	8	0-2	0-2	0-0	1	1	0	0	1	0	0
vs. Tennessee	11	1-5	1-2	0-0	2	2	0	1	0	0	3
vs. Gonzaga	15	1-4	0-3	0-0	0	3	0	1	0	0	2
vs. Chaminade	19	5-7	3-5	0-0	4	2	2	2	0	2	13
LSU	3	0-1	0-0	0-0	0	1	0	1	0	1	0
at Virginia	6	1-3	1-3	0-0	0	0	0	1	0	0	3
CORNELL	15	1-5	0-3	0-0	2	1	1	0	1	2	2
at Georgetown	3	0-1	0-0	0-0	0	1	0	0	0	1	0
vs. Oregon	14	3-4	2-3	0-0	0	1	0	1	0	0	8
NIAGARA	18	3-6	1-1	0-0	2	2	3	0	2	1	7
PITTSBURGH	5	0-0	0-0	0-0	0	2	0	1	0	0	0
at Duke	9	1-1	0-0	0-0	1	1	1	0	0	0	2
BOSTON COLLEGE	10	1-5	0-2	1-2	1	0	0	0	0	1	3
at North Carolina	19	0-5	0-3	0-0	4	2	1	1	0	2	0
at Pittsburgh	10	2-5	1-3	0-0	1	0	0	0	0	0	5
MIAMI											
FLORIDA STATE											
NC STATE											
at Boston College											
at Wake Forest											
LOUISVILLE											
CLEMSON											
NORTH CAROLINA											
at Georgia Tech											
at NC State											
NOTRE DAME											
VIRGINIA TECH											
at Louisville											
at Clemson											

\*started

## CUFFE JR.'S CAREER STATISTICS (\*from Kansas)

Year	TOTAL					3-PTS			REBOUNDS				PF		A		TO		Blk		Stl		Pts		Avg
	G	GS	FG	FGA	Pct	3FG	3FGA	Pct	FT	FTA	Pct	O	D	Tot	Avg	PF	FO	A	TO	Blk	Stl	Pts	Avg		
2022-23*	2	0	0	2	.000	0	0	.000	0	2	.000	1	0	1	0.5	0	0	0	0	0	0	0	0	0	0.0
2023-24	17	0	23	63	.365	11	35	.314	2	4	.500	6	16	22	1.3	27	1	8	12	4	12	59	3.5		
<b>Total</b>	<b>19</b>	<b>0</b>	<b>23</b>	<b>65</b>	<b>.354</b>	<b>11</b>	<b>35</b>	<b>.314</b>	<b>2</b>	<b>6</b>	<b>.333</b>	<b>7</b>	<b>16</b>	<b>23</b>	<b>1.2</b>	<b>27</b>	<b>1</b>	<b>8</b>	<b>12</b>	<b>4</b>	<b>12</b>	<b>59</b>	<b>3.1</b>		





# MOUNIR HIMA

Center • 6-11 • 230 • Junior  
Tillaberi, Niger • St. Benedict's H.S., N.J.  
Duquesne

# 55

- He produced a career-high seven blocks and season-best eight boards versus St. John's in the 2022-23 season.
- He played nine minutes in a win at Georgetown, and logged four points, three rebounds, one assist and one block.
- Hima has played in the last three outings.

## HIMA 2023-24 SEASON HIGHS

**Points:** 4, at Georgetown  
**FG Made:** 2, at Georgetown  
**FG Attempted:** 2, at Georgetown  
**3-Point FGM:** 0  
**3-Point FGA:** 0  
**FT Made:** 0  
**FT Attempted:** 0  
**Rebounds:** 3, at Georgetown  
**Off. Rebounds:** 2, at Georgetown  
**Def. Rebounds:** 1, at Georgetown  
**Assists:** 1, at Georgetown  
**Steals:** 0  
**Blocks:** 1, at Georgetown  
**Minutes:** 9, at Georgetown

## HIMA CAREER HIGHS (\*from Duquesne)

**Points\*:** 9, St. Bonaventure, 2021-22  
**FG Made\*:** 3, St. Bonaventure, 2021-22  
**FG Attempted\*:** 6, vs. St. John's, 2022-23; at Rhode Island, 2021-22  
**3-Point FGM:** 0  
**3-Point FGA:** 0  
**FT Made\*:** 3, at St. Bonaventure, 2021-22  
**FT Attempted\*:** 4, at St. Bonaventure, 2021-22  
**Rebounds\*:** 10, Davidson, 2021-22  
**Off. Rebounds\*:** 3, five times  
**Def. Rebounds\*:** 7, Davidson, 2021-22  
**Assists\*:** 1, six times  
**Steals:** 2, at Miami, at Louisville, 2022-23  
**Blocks:** 7, vs. St. John's, 2022-23  
**Minutes\*:** 31, Davidson, 2021-22

## HIMA MISCELLANEOUS

	SO	JR	TOTAL
Double-Doubles	---	---	---
10+ Points	---	---	---
20+ Points	---	---	---
5+ Rebounds	2	---	2
10+ Rebounds	---	---	---
5+ Assists	---	---	---
3+ 3-PT Field Goals	---	---	---
3+ Steals	---	---	---
3+ Blocks	4	---	4
Led Team in Points	---	---	---
Led Team in Rebounds	---	---	---
Led Team in Assists	---	---	---

## 2023-24 HIMA GAME-BY-GAME

Opponent	MP	FG	3PT	FT	REB	PF	A	T	B	S	TP
New Hampshire	DNP										
CANISIUS	DNP										
COLGATE	DNP										
vs. Tennessee	DNP										
vs. Gonzaga	3	0-0	0-0	0-0	0	0	0	0	0	0	0
vs. Chaminade	DNP										
LSU	DNP										
at Virginia	DNP										
CORNELL	DNP										
at Georgetown	9	2-2	0-0	0-0	3	1	1	0	1	0	4
vs. Oregon	DNP										
NIAGARA	3	0-0	0-0	0-0	0	0	0	0	0	0	0
PITTSBURGH	DNP										
at Duke	DNP										
BOSTON COLLEGE	4	0-0	0-0	0-0	0	0	0	0	0	0	0
at North Carolina	3	0-1	0-0	0-0	0	2	0	0	0	0	0
at Pittsburgh	1	0-0	0-0	0-0	0	0	0	0	0	0	0
MIAMI											
FLORIDA STATE											
NC STATE											
at Boston College											
at Wake Forest											
LOUISVILLE											
CLEMSON											
NORTH CAROLINA											
at Georgia Tech											
at NC State											
NOTRE DAME											
VIRGINIA TECH											
at Louisville											
at Clemson											

\*started

## HIMA'S CAREER STATISTICS (\*from Duquesne)

Year	TOTAL					3-PTS			REBOUNDS				PF		A		TO		Blk		Stl		Pts		Avg
	G	GS	FG	FGA	Pct	3FG	3FGA	Pct	FT	FTA	Pct	O	D	Tot	Avg	PF	FO	A	TO	Blk	Stl	Pts	Avg		
2021-22*	21	5	17	40	.425	0	0	.000	5	6	.833	22	36	58	2.8	35	0	1	11	21	4	39	1.9		
2022-23	27	0	12	26	.462	0	0	.000	3	5	.600	19	28	47	1.7	38	0	4	6	26	7	27	1.0		
2023-24	6	0	2	3	.667	0	0	.000	0	0	.000	2	1	3	0.5	3	0	1	0	1	0	4	0.7		
<b>Total</b>	<b>55</b>	<b>5</b>	<b>31</b>	<b>69</b>	<b>.449</b>	<b>0</b>	<b>0</b>	<b>.000</b>	<b>8</b>	<b>11</b>	<b>.727</b>	<b>43</b>	<b>65</b>	<b>108</b>	<b>2.0</b>	<b>76</b>	<b>0</b>	<b>6</b>	<b>17</b>	<b>48</b>	<b>11</b>	<b>70</b>	<b>1.3</b>		



# NAHEEM MCLEOD

Center • 7-4 • 265 • Junior

Philadelphia, Pa. • Plymouth Whitemarsh, Pa.

Chipola College, Pa. • Florida State

# 10

- McLeod will miss the remainder of the season with a foot injury.
- He scored a season-best 13 points and had nine boards vs. Chaminade.
- He has averaged 1.93 blocks per game.
- McLeod tied his collegiate high in rebounds with nine against Canisius.
- McLeod has had four or more blocks in four games this season.

## MCLEOD 2023-24 SEASON HIGHS

**Points:** 13, vs. Chaminade  
**FG Made:** 6, vs. Chaminade  
**FG Attempted:** 8, vs. Chaminade  
**3-Point FGM/FGA:** 0  
**FT Made:** 3, vs. Oregon  
**FT Attempted:** 4, vs. Oregon, vs. Tennessee  
**Rebounds:** 9, vs. Chaminade, Canisius  
**Off. Rebounds:** 6, Canisius  
**Def. Rebounds:** 4, vs. Oregon, vs. Chaminade  
**Assists:** 1, Cornell  
**Steals:** 1, Pitt, LSU, Canisius  
**Blocks:** 5, Canisius  
**Minutes:** 21, vs. Chaminade, vs. Tennessee

## MCLEOD CAREER HIGHS (\*from Florida State)

**Points\*:** 16, Syracuse, 2022-23  
**FG Made\*:** 7, Syracuse, 2022-23; Va. Tech, 2021-22  
**FG Attempted\*:** 9, Syracuse, 2022-23  
**3-Point FGM/FGA:** 0  
**FT Made\*:** 5, at Wake Forest, 2021-22  
**FT Attempted\*:** 6, at Wake Forest, 2021-22  
**Rebounds:** 9, vs. Chaminade, Canisius, 2023-24; Mercer\*, 2021-22  
**Off. Rebounds\*:** 6, Canisius, 2023-24; Duke, 2021-22  
**Def. Rebounds\*:** 8, Mercer, 2021-22  
**Assists\*:** 2, Mercer, 2021-22  
**Steals:** 1, LSU, Canisius, 2023-24; at Wake Forest\*, 2022-23; vs. LMU (CA)\*, 2021-22  
**Blocks\*:** 6, Louisville, 2022-23  
**Minutes\*:** 31, Mercer, 2022-23

## MCLEOD MISCELLANEOUS

	JR	TOTAL
Double-Doubles	---	---
10+ Points	1	1
20+ Points	---	---
5+ Rebounds	5	5
10+ Rebounds	---	---
5+ Assists	---	---
3+ 3-PT Field Goals	---	---
3+ Steals	---	---
3+ Blocks	6	6
Led Team in Points	---	---
Led Team in Rebounds	1	---
Led Team in Assists	---	---

## 2023-24 MCLEOD GAME-BY-GAME

Opponent	MP	FG	3PT	FT	REB	PF	A	T	B	S	TP
New Hampshire*	10	1-1	0-0	2-2	3	0	0	0	0	0	4
CANISIUS*	18	3-3	0-0	1-2	9	2	0	1	5	1	7
COLGATE*	19	1-1	0-0	0-0	3	1	0	0	3	0	2
vs. Tennessee*	21	0-0	0-0	1-4	3	0	0	0	4	0	1
vs. Gonzaga*	20	3-3	0-0	1-1	4	3	0	0	4	0	7
vs. Chaminade*	21	6-8	0-0	1-2	9	0	0	0	1	0	13
LSU*	19	2-7	0-0	2-2	6	1	0	1	3	1	6
at Virginia*	15	2-2	0-0	2-2	2	0	0	2	0	0	6
CORNELL*	12	1-2	0-0	1-2	4	0	1	0	0	0	3
at Georgetown*	4	0-0	0-0	0-0	1	0	0	0	0	0	0
vs. Oregon*	14	0-3	0-0	3-4	8	0	0	1	0	0	3
NIAGARA*	13	0-1	0-0	0-0	5	1	0	0	2	0	0
PITTSBURGH*	9	0-1	0-0	2-2	1	0	0	0	4	1	2
at Duke*	7	0-0	0-0	0-0	2	3	0	1	1	0	0
BOSTON COLLEGE	DNP										
at North Carolina	DNP										
at Pittsburgh	DNP										
MIAMI											
FLORIDA STATE											
NC STATE											
at Boston College											
at Wake Forest											
LOUISVILLE											
CLEMSON											
NORTH CAROLINA											
at Georgia Tech											
at NC State											
NOTRE DAME											
VIRGINIA TECH											
at Louisville											
at Clemson											
*started											

## MCLEOD'S CAREER STATISTICS (\*from Florida State)

Year	TOTAL					3-PTS			REBOUNDS				PF FO		A TO Blk Stl				Pts Avg				
	G	GS	FG	FGA	Pct	3FG	3FGA	Pct	FT	FTA	Pct	O	D	Tot	Avg	PF	FO	A		TO	Blk	Stl	
2021-22*	21	5	17	40	.425	0	0	.000	5	6	.833	22	36	58	2.8	35	0	1	11	21	4	39	1.9
2022-23*	27	0	12	26	.462	0	0	.000	3	5	.600	19	28	47	1.7	38	0	4	6	26	7	27	1.0
2023-24	14	14	19	32	.594	0	0	.000	16	23	.696	30	30	60	4.3	11	0	1	6	27	3	54	3.9
<b>Total</b>	<b>62</b>	<b>19</b>	<b>48</b>	<b>98</b>	<b>.489</b>	<b>0</b>	<b>0</b>	<b>.000</b>	<b>24</b>	<b>35</b>	<b>.686</b>	<b>71</b>	<b>94</b>	<b>165</b>	<b>2.7</b>	<b>84</b>	<b>0</b>	<b>6</b>	<b>23</b>	<b>74</b>	<b>14</b>	<b>120</b>	<b>1.9</b>

# 3



# JUDAH MINTZ

Guard • 6-4 • 185 • Sophomore  
 Fort Washington, Md. • Gonzaga College H.S., D.C.  
 Oak Hill Academy, Va.

- He scored a career-best 33 points against LSU.
- Mintz had collegiate-highs in free throws made (13) and attempted (15) twice -- at Georgetown and versus LSU.
- He had 28 points with a personal-best five 3-pointers versus Cornell.
- Mintz has scored 10 or more points in 15-of-17 contests this season.

### MINTZ 2023-24 SEASON HIGHS

**Points:** 33, LSU  
**FG Made:** 9, LSU, vs. Gonzaga  
**FG Attempted:** 17, at UNC  
**3-Point FGM:** 5, Cornell  
**3-Point FGA:** 7, Cornell  
**FT Made:** 13, at Georgetown, LSU  
**FT Attempted:** 15, at Georgetown, LSU  
**Rebounds:** 9, at Pitt  
**Off. Rebounds:** 2, Cornell, LSU  
**Def. Rebounds:** 8, at Pitt  
**Assists:** 8, Colgate  
**Steals:** 5, at Georgetown  
**Blocks:** 1, at Georgetown, Cornell, Canisius  
**Minutes:** 39, at Pitt, at Duke

### MINTZ CAREER HIGHS

**Points:** 33, LSU, 2023-24  
**FG Made:** 9, LSU, vs. Gonzaga, 2023-24  
**FG Attempted:** 21, vs. Wake Forest (ACCT), 2022-23  
**3-Point FGM:** 5, Cornell, 2023-24  
**3-Point FGA:** 7, Cornell, 2023-24  
**FT Made:** 13, at Georgetown, LSU, 2023-24  
**FT Attempted:** 15, at Georgetown, LSU, 2023-24  
**Rebounds:** 9, at Pitt, 2023-24  
**Off. Rebounds:** 2, Cornell, LSU, 2023-24; vs. St. John's 2022-23  
**Def. Rebounds:** 8, at Pitt, 2023-24  
**Assists:** 10, Georgetown, 2022-23  
**Steals:** 5, at Georgetown, 2023-24; Pitt, Georgetown, 2022-23  
**Blocks:** 1, seven times  
**Minutes:** 41, vs. St. John's 2022-23

### MINTZ MISCELLANEOUS

	FR	SO	TOTAL
Double-Doubles	1	---	1
10+ Points	28	14	42
20+ Points	9	8	17
5+ Rebounds	3	2	5
10+ Rebounds	---	---	---
5+ Assists	17	6	23
3+ 3-PT Field Goals	1	1	2
3+ Steals	10	8	18
3+ Blocks	---	---	---
Led Team in Points	11	9	20
Led Team in Rebounds	---	1	1
Led Team in Assists	18	9	27

### 2023-24 MINTZ GAME-BY-GAME

Opponent	MP	FG	3PT	FT	REB	PF	A	T	B	S	TP
New Hampshire*	27	5-15	1-4	9-11	3	4	3	0	0	3	20
CANISIUS*	35	8-15	2-3	8-9	3	1	4	2	1	1	26
COLGATE*	33	6-15	0-3	11-14	3	1	8	3	0	3	23
vs. Tennessee*	26	4-14	1-2	6-10	3	4	2	4	0	1	15
vs. Gonzaga*	32	9-14	2-5	2-2	1	2	3	5	0	4	22
vs. Chaminade*	27	1-3	1-2	1-2	3	1	5	1	0	1	4
LSU*	38	9-16	2-2	13-15	5	0	4	3	0	2	33
at Virginia*	27	2-8	0-2	1-2	2	1	1	1	0	0	5
CORNELL*	28	8-16	5-7	7-10	4	4	2	1	1	0	28
at Georgetown*	33	6-12	0-2	13-15	3	5	3	4	1	5	25
vs. Oregon*	36	5-11	0-2	8-11	3	2	5	6	0	4	18
NIAGARA*	26	7-15	0-3	4-5	4	3	4	3	0	2	18
PITTSBURGH*	37	4-10	1-3	3-5	1	5	5	4	0	3	12
at Duke*	39	5-14	0-2	8-9	4	2	6	5	0	3	18
BOSTON COLLEGE	31	1-7	1-1	7-8	1	0	3	2	0	3	10
at North Carolina*	28	7-17	0-2	7-9	2	1	2	4	0	0	21
at Pittsburgh*	39	3-13	1-1	7-8	9	3	5	3	0	2	14
MIAMI											
FLORIDA STATE											
NC STATE											
at Boston College											
at Wake Forest											
LOUISVILLE											
CLEMSON											
NORTH CAROLINA											
at Georgia Tech											
at NC State											
NOTRE DAME											
VIRGINIA TECH											
at Louisville											
at Clemson											

\*started

## MINTZ'S CAREER STATISTICS

Year	TOTAL			3-PTS			REBOUNDS				PF		FO		A		TO		Blk		Stl		Pts		Avg
	G	GS	FG	FGA	Pct	3FG	3FGA	Pct	FT	FTA	Pct	O	D	Tot	Avg	PF	FO	A	TO	Blk	Stl	Pts	Avg		
2022-23	32	32	181	409	.443	20	66	.303	139	185	.751	11	61	72	2.3	67	1	148	76	4	59	521	16.3		
2023-24	17	16	90	215	.419	17	46	.370	115	145	.793	9	45	54	3.2	39	2	65	51	3	37	312	18.4		
<b>Total</b>	<b>49</b>	<b>48</b>	<b>271</b>	<b>624</b>	<b>.434</b>	<b>37</b>	<b>112</b>	<b>.330</b>	<b>254</b>	<b>330</b>	<b>.770</b>	<b>20</b>	<b>106</b>	<b>126</b>	<b>2.6</b>	<b>106</b>	<b>3</b>	<b>213</b>	<b>128</b>	<b>7</b>	<b>96</b>	<b>833</b>	<b>17.0</b>		

**NCAA FREE THROWS ATTEMPTED**

Includes games of 1/18/2024

Rank	Player	School	GP	FTA
1.	Zach Edey	Purdue	18	180
2.	Drew Pember	UNC Asheville	19	173
3.	Tommy Bruner	Denver	19	158
4.	Wesley Cardet	Chicago State	23	157
5.	Frankie Fidler	Omaha	20	156
6.	PJ Haggerty	Tulsa	17	151
	Vonterius Woolbright	Western Caro.	18	151
8.	Great Osobor	Utah State	18	147
9.	Trazarien White	UNCW	17	146
<b>10.</b>	<b>Judah Mintz</b>	<b>Syracuse</b>	<b>17</b>	<b>145</b>

**ACC POINTS PER GAME**

Includes games of 1/18/2024

Rank	Player	School	GP	PPG
1.	RJ Davis	North Carolina	17	20.41
2.	PJ Hall	Clemson	17	20.06
<b>3.</b>	<b>Judah Mintz</b>	<b>Syracuse</b>	<b>17</b>	<b>18.35</b>
4.	Kyle Filipowski	Duke	16	18.19
5.	Blake Hinson	Pittsburgh	17	18.06
6.	Kevin Miller	Wake Forest	17	17.82
7.	Hunter Sallis	Wake Forest	17	17.65
8.	Norchad Omier	Miami	17	17.18
9.	Quinten Post	Boston College	16	16.94
10.	Markus Burton	Notre Dame	18	16.33

**NCAA FREE THROWS MADE**

Includes games of 1/18/2024

Rank	Player	School	GP	FTM
1.	Drew Pember	UNC Asheville	19	151
2.	Frankie Fidler	Omaha	20	138
3.	Zach Edey	Purdue	18	136
4.	Tommy Bruner	Denver	19	129
	Xavier Johnson	Southern Ill.	18	129
6.	Jamarii Thomas	Norfolk State	18	121
7.	PJ Haggerty	Tulsa	17	119
8.	Kezza Giffa	High Point	19	116
<b>9.</b>	<b>Judah Mintz</b>	<b>Syracuse</b>	<b>17</b>	<b>115</b>
10.	Wesley Cardet	Chicago State	23	109

**ACC STEALS PER GAME**

includes games of 1/18/2024

Rank	Player	School	GP	SPG
1.	Reece Beekman	Virginia	17	2.24
<b>2.</b>	<b>Judah Mintz</b>	<b>Syracuse</b>	<b>17</b>	<b>2.18</b>
	Maliq Brown	Syracuse	17	2.18
4.	Ryan Dunn	Virginia	17	2.00
	Bensley Joseph	Miami	17	2.00
6.	Jaeden Zackery	Boston College	17	1.71
	Kevin Miller	Wake Forest	17	1.71
8.	Norchad Omier	Miami	17	1.59
	Jamir Watkins	Florida State	17	1.59

**SU SEASON FREE THROWS MADE PER GAME**

Includes Pitt game | Min. 70% of games played in season

Rank	Player	Year	GP	FTM/G
1.	Greg Kohls	1971-72	28	7.93
2.	Charles Richards	1963-64	24	7.25
3.	Vincent Cohen	1956-57	25	6.84
<b>4.</b>	<b>Judah Mintz</b>	<b>2023-24</b>	<b>17</b>	<b>6.76</b>
5.	Dave Bing	1965-66	28	6.36
6.	Hakim Warrick	2004-05	34	6.21
7.	Vincent Cohen	1955-56	22	5.86
8.	John Wallace	1995-96	38	5.84
9.	Dave Bing	1964-65	23	5.82
10.	Bill Smith	1969-70	19	5.79

**SU SEASON FREE THROW ATTEMPTS PER GAME**

Includes Pitt game | Min. 70% of games played in season

Rank	Player	Year	GP	FTA/G
1.	Charles Richards	1963-64	24	9.88
2.	Vincent Cohen	1956-57	25	9.84
3.	Bill Smith	1970-71	26	9.54
4.	Bill Smith	1969-70	19	9.37
5.	Greg Kohls	1971-72	28	9.18
6.	Vincent Cohen	1955-56	22	9.14
7.	Hakim Warrick	2004-05	34	9.12
<b>8.</b>	<b>Judah Mintz</b>	<b>2023-24</b>	<b>17</b>	<b>8.53</b>
9.	Derrick Coleman	1989-90	33	7.97
10.	Hakim Warrick	2003-04	31	7.97



The Naismith Trophy is presented annually since 1969 to the most outstanding men's and women's basketball player who achieves tremendous on-court success. The Atlanta Tipoff Club administers the award and compiles the preseason watch list of 50 candidates, which includes Syracuse sophomore **Judah Mintz**. The award was presented last season to Zach Edey of Purdue.



The Basketball Hall of Fame Point Guard of the Year Award recognizes the top point guards in Division I men's college basketball. A national committee of top college basketball personnel determines the preseason watch list of 20 candidates, which includes Syracuse sophomore **Judah Mintz**. The award in its 21st year was presented last season to Marquis Nowell of Kansas State.



The John R. Wooden Award presented by Wendy's, founded in 1976, is given to the most outstanding player in men's college basketball. The Wooden Award Steering Committee determines the preseason watch list of 50 candidates, which includes Syracuse sophomore **Judah Mintz**. The award was presented last season to Zach Edey of Purdue.

**2024 NAISMITH AWARD WATCHLIST**

Player	School
Max Abmas	Texas
Trey Alexander	Creighton
Armando Bacot	North Carolina
Oumar Ballo	Arizona
Reece Beekman	Virginia
Adem Bona	UCLA
Trevon Brazile	Arkansas
Johni Broome	Auburn
Boo Buie	Northwestern
Donovan Clingan	UConn
Isaiah Collier	USC
L.J. Cryer	Houston
Tristan da Silva	Colorado
RJ Davis	North Carolina
Johnell Davis	FAU
Tucker DeVries	Drake
Hunter Dickinson	Kansas
Zach Edey	Purdue
Justin Edwards	Kentucky
Boogie Ellis	USC
Kyle Filipowski	Duke
PJ Hall	Clemson
Dajuan Harris Jr.	Kansas
A.J. Hoggard	Michigan State
DaRon Holmes II	Dayton
Bryce Hopkins	Providence
Kam Jones	Marquette
Ryan Kalkbrenner	Creighton
Tyler Kolek	Marquette
Caleb Love	Arizona
Aidan Mahaney	Saint Mary's
Alijah Martin	FAU
Kevin McCullar Jr.	Kansas
Judah Mintz	Syracuse
Justin Moore	Villanova
Grant Nelson	Alabama
Ryan Nembhard	Gonzaga
Norchad Omier	Miami
Clifford Omoruyi	Rutgers
Nijel Pack	Miami
Tylor Perry	Kansas State
Tyrese Proctor	Duke
Terrence Shannon Jr.	Illinois
Jamal Shead	Houston
Tolu Smith	Mississippi State
Isaiah Stevens	Colorado State
Wade Taylor IV	Texas A&M
Santiago Vescovi	Tennessee
Tyson Walker	Michigan State
Jahmir Young	Maryland

**2024 COUSY AWARD WATCHLIST**

Player	School
Isaiah Stevens	Colorado State
Steven Ashworth	Creighton
Tyrese Proctor	Duke
Ryan Nembhard	Gonzaga
Jamal Shead	Houston
Dajuan Harris Jr.	Kansas
DJ Wagner	Kentucky
Tyler Kolek	Marquette
Jahmir Young	Maryland
Jahvon Quinerly	Memphis
Nijel Pack	Miami (Fla.)
R.J. Davis	North Carolina
Boo Buie	Northwestern
Ace Baldwin Jr.	Penn State
<b>Judah Mintz</b>	<b>Syracuse</b>
Zakai Zeigler	Tennessee
Max Abmas	Texas
Wade Taylor IV	Texas A&M
Tristen Newton	UConn
Isaiah Collier	USC
Jarace Walker	Houston
Cason Wallace	Kentucky
Tre White	USC
Cam Whitmore	Villanova

**2024 WOODEN AWARD WATCHLIST**

Player	School
Max Abmas	Texas
Trey Alexander	Creighton
Armando Bacot	North Carolina
Oumar Ballo	Arizona
Reece Beekman	Virginia
Adem Bona	UCLA
Johni Broome	Auburn
Boo Buie	Northwestern
Donovan Clingan	Connecticut
Isaiah Collier	USC
L.J. Cryer	Houston
Tristan da Silva	Colorado
N'Faly Dante	Oregon
Johnell Davis	Florida Atlantic
RJ Davis	North Carolina
Tucker DeVries	Drake
Hunter Dickinson	Kansas
Zach Edey	Purdue
Justin Edwards	Kentucky
Boogie Ellis	USC
Kyle Filipowski	Duke
PJ Hall	Clemson
Dajuan Harris Jr.	Kansas
DaRon Holmes II	Dayton
Bryce Hopkins	Providence
Graham Ike	Gonzaga
Kam Jones	Marquette
Ryan Kalkbrenner	Creighton
Tyler Kolek	Marquette
Aidan Mahaney	St. Mary's
Kevin McCullar Jr.	Kansas
<b>Judah Mintz</b>	<b>Syracuse</b>
Justin Moore	Villanova
Ryan Nembhard	Gonzaga
Tristin Newton	Connecticut
Norchad Omier	Miami (Fla.)
Nijel Pack	Miami (Fla.)
Tyrese Proctor	Duke
Jeremy Roach	Duke
Baylor Scheierman	Creighton
Terrence Shannon Jr.	Illinois
Jamal Shead	Houston
Tolu Smith	Mississippi State
Joel Soriano	St. John's
Isaiah Stevens	Colorado State
Wade Taylor IV	Texas A&M
Santiago Vescovi	Tennessee
Tyson Walker	Michigan State
Ja'Kobe Walter	Baylor
Jahmir Young	Maryland



# WILLIAM PATTERSON

Center • 7-2 • 220 • Freshman  
 Brooklyn, N.Y. • Bishop Walsh, Md.  
 New Heights, N.Y. • Patrick School, N.J.

# 21

- Patterson blocked two shots in the exhibition win against St. Rose.

## PATTERSON SEASON AND CAREER HIGHS

Points: 0  
 FG Made: 0  
 FG Attempted: 0  
 3-Point FGM: 0  
 3-Point FGA: 0  
 FT Made: 0  
 FT Attempted: 0  
 Rebounds: 0  
 Off. Rebounds: 0  
 Def. Rebounds: 0  
 Assists: 0  
 Steals: 0  
 Blocks: 0  
 Minutes: 0

## PATTERSON MISCELLANEOUS

	FR	TOTAL
Double-Doubles	---	---
10+ Points	---	---
20+ Points	---	---
5+ Rebounds	---	---
10+ Rebounds	---	---
5+ Assists	---	---
3+ 3-PT Field Goals	---	---
2+ Steals	---	---
3+ Blocks	---	---
Led Team in Points	---	---
Led Team in Rebounds	---	---
Led Team in Assists	---	---

## 2023-24 PATTERSON GAME-BY-GAME

Opponent	MP	FG	3PT	FT	REB	PF	A	T	B	S	TP
New Hampshire	DNP										
CANISIUS	DNP										
COLGATE	DNP										
vs. Tennessee	DNP										
vs. Gonzaga	DNP										
vs. Chaminade	DNP										
LSU	DNP										
at Virginia	DNP										
CORNELL	DNP										
at Georgetown	DNP										
vs. Oregon	DNP										
NIAGARA	DNP										
PITTSBURGH	DNP										
at Duke	DNP										
BOSTON COLLEGE	DNP										
at North Carolina	DNP										
at Pittsburgh											
MIAMI											
FLORIDA STATE											
NC STATE											
at Boston College											
at Wake Forest											
LOUISVILLE											
CLEMSON											
NORTH CAROLINA											
at Georgia Tech											
at NC State											
NOTRE DAME											
VIRGINIA TECH											
at Louisville											
at Clemson											
*started											

## PATTERSON'S CAREER STATISTICS

Year	G	GS	TOTAL			3-PTS			REBOUNDS			PF	FO	A	TO	Blk	Stl	Pts	Avg
			FG	FGA	Pct	3FG	3FGA	Pct	FT	FTA	Pct								
2023-24	0	0	0	0	.000	0	0	.000	0	0	.000	0	0	0	0	0	0	0	0.0
<b>Total</b>	<b>0</b>	<b>0</b>	<b>0</b>	<b>0</b>	<b>.000</b>	<b>0</b>	<b>0</b>	<b>.000</b>	<b>0</b>	<b>0</b>	<b>.000</b>	<b>0</b>	<b>0</b>	<b>0</b>	<b>0</b>	<b>0</b>	<b>0</b>	<b>0</b>	<b>0.0</b>

# 2



## J.J. STARLING

Guard • 6-4 • 206 • Sophomore  
 Baldwinsville, N.Y. • La Lumiere School, Ind.  
 Notre Dame

- Starling scored a season-high 21 points and went three-of-three from beyond the arc in a win at Georgetown.
- He has averaged a squad-leading 33.5 minutes per game this season.
- Starling's four steals against #11/10 Gonzaga represented a career-high.
- He has scored eight or more points in 14-of-17 games this season.

### STARLING 2023-24 SEASON HIGHS

**Points:** 21, at Georgetown  
**FG Made:** 8, at Georgetown, Canisius  
**FG Attempted:** 15, vs. Gonzaga, Canisius  
**3-Point FGM:** 3, at Georgetown  
**3-Point FGA:** 5, at Pitt, Niagara  
**FT Made:** 4, New Hampshire  
**FT Attempted:** 4, at Georgetown, New Hampshire  
**Rebounds:** 7, Colgate, Canisius  
**Off. Rebounds:** 2, vs. Gonzaga, Canisius  
**Def. Rebounds:** 5, Canisius, New Hampshire  
**Assists:** 7, Canisius  
**Steals:** 4, vs. Gonzaga  
**Blocks:** 1, at Pitt, Cornell, vs. Chaminade, vs. Gonzaga  
**Minutes:** 39, Colgate

### STARLING CAREER HIGHS (\*from Notre Dame)

**Points\*:** 23, Bowling Green, 2022-23  
**FG Made\*:** 10, Bowling Green, 2022-23  
**FG Attempted\*:** 16, Louisville, 2022-23  
**3-Point FGM\*:** 3, at Georgetown, 2023-24; at Boston College, Youngstown St., 2022-23  
**3-Point FGA\*:** 7, Michigan St., 2022-23  
**FT Made\*:** 6, Boston U., 2022-23  
**FT Attempted\*:** 6, Boston U., 2022-23  
**Rebounds\*:** 8, Jacksonville, 2022-23  
**Off. Rebounds\*:** 3, Louisville, Jacksonville, 2022-23  
**Def. Rebounds\*:** 7, at NC State, 2022-23  
**Assists:** 7, Canisius, 2023-24  
**Steals:** 4, vs. Gonzaga, 2023-24  
**Blocks\*:** 2, Marquette, Michigan St., 2022-23  
**Minutes:** 39, Colgate, 2023-24

### STARLING MISCELLANEOUS

	SO	TOTAL
Double-Doubles	---	---
10+ Points	9	9
20+ Points	1	1
5+ Rebounds	7	7
10+ Rebounds	---	---
5+ Assists	3	3
3+ 3-PT Field Goals	1	1
3+ Steals	1	1
3+ Blocks	---	---
Led Team in Points	2	2
Led Team in Rebounds	2	---
Led Team in Assists	2	---

### 2023-24 STARLING GAME-BY-GAME

Opponent	MP	FG	3PT	FT	REB	PF	A	T	B	S	TP
New Hampshire*	35	3-13	0-4	4-4	5	2	2	0	0	1	10
CANISIUS*	36	8-15	0-2	1-5	7	1	7	3	0	0	17
COLGATE*	39	5-12	1-3	2-2	7	1	4	2	0	0	13
vs. Tennessee*	36	4-13	0-3	1-2	4	3	5	4	0	0	9
vs. Gonzaga*	34	6-15	0-3	3-3	6	0	1	1	1	4	15
vs. Chaminade*	31	6-9	0-1	0-0	5	1	5	2	1	0	12
LSU*	31	0-6	0-2	3-4	5	1	3	3	0	1	3
at Virginia*	32	6-12	2-3	2-2	0	2	2	2	0	1	16
CORNELL*	35	4-12	0-3	0-0	2	4	3	3	1	2	8
at Georgetown*	38	8-14	3-3	2-4	5	1	0	2	0	1	21
vs. Oregon*	30	6-9	2-3	0-0	0	0	2	2	0	0	14
NIAGARA*	36	3-9	1-5	0-0	3	1	1	2	0	1	7
PITTSBURGH*	36	4-9	1-3	0-0	1	1	3	1	0	2	9
at Duke*	35	4-9	1-3	0-0	3	1	0	3	0	0	9
BOSTON COLLEGE*	24	1-3	0-2	0-0	4	0	1	1	0	1	2
at North Carolina*	25	4-8	0-2	0-0	1	4	1	1	0	1	8
at Pittsburgh*	36	7-11	2-5	1-2	3	2	0	1	1	0	17
MIAMI											
FLORIDA STATE											
NC STATE											
at Boston College											
at Wake Forest											
LOUISVILLE											
CLEMSON											
NORTH CAROLINA											
at Georgia Tech											
at NC State											
NOTRE DAME											
VIRGINIA TECH											
at Louisville											
at Clemson											

\*started

## STARLING'S CAREER STATISTICS (\*from Notre Dame)

Year	TOTAL			3-PTS			REBOUNDS				PF		FO		A		TO		Blk		Stl		Pts		Avg
	G	GS	FG	FGA	Pct	3FG	3FGA	Pct	FT	FTA	Pct	O	D	Tot	Avg	PF	FO	A	TO	Blk	Stl	Pts	Avg		
2022-23*	28	24	125	297	.421	26	87	.299	37	58	.638	15	64	79	2.8	54	0	32	41	7	20	313	11.2		
2023-24	17	17	79	179	.441	13	50	.260	19	28	.679	13	48	61	3.6	25	0	40	33	4	15	190	11.2		
<b>Total</b>	<b>45</b>	<b>41</b>	<b>204</b>	<b>476</b>	<b>.429</b>	<b>39</b>	<b>137</b>	<b>.285</b>	<b>56</b>	<b>86</b>	<b>.651</b>	<b>28</b>	<b>112</b>	<b>140</b>	<b>3.1</b>	<b>79</b>	<b>0</b>	<b>72</b>	<b>74</b>	<b>11</b>	<b>35</b>	<b>503</b>	<b>11.2</b>		



# JUSTIN TAYLOR

Guard • 6-6 • 218 • Sophomore  
 Charlottesville, Va. • Saint Anne's-Belfield, Va.  
 IMG Academy

- He has grabbed at least three rebounds in 16-of-17 games this season.
- Taylor achieved his first career double-double with 14 points and 10 rebounds against Chaminade.
- He scored 15 points, grabbed six rebounds and tallied a personal-best six assists in the win vs. Cornell.

## TAYLOR 2023-24 SEASON HIGHS

**Points:** 15, Cornell  
**FG Made:** 6, Cornell  
**FG Attempted:** 14, vs. Chaminade  
**3-Point FGM:** 3, Niagara, Cornell, vs. Chaminade  
**3-Point FGA:** 9, vs. Chaminade  
**FT Made:** 2, Pitt, New Hampshire  
**FT Attempted:** 3, at Duke, New Hampshire  
**Rebounds:** 10, vs. Chaminade  
**Off. Rebounds:** 1, at UNC, vs. Oregon, vs. Chaminade, New Hampshire  
**Def. Rebounds:** 9, vs. Chaminade  
**Assists:** 6, Cornell  
**Steals:** 2, vs. Tennessee, New Hampshire  
**Blocks:** 1, at Pitt, at Duke, Niagara, Cornell, LSU, New Hampshire  
**Minutes:** 38, Canisius

## TAYLOR CAREER HIGHS

**Points:** 25, Bryant, 2022-23  
**FG Made:** 6, Cornell, 2023-24; Bryant, 2022-23  
**FG Attempted:** 14, vs. Chaminade, 2023-24  
**3-Point FGM:** 4, at Virginia Tech, 2022-23  
**3-Point FGA:** 9, vs. Chaminade, 2023-24  
**FT Made:** 10, Bryant, 2022-23  
**FT Attempted:** 13, Bryant, 2022-23  
**Rebounds:** 10, vs. Chaminade, 2023-24  
**Off. Rebounds:** 1, eight times  
**Def. Rebounds:** 9, vs. Chaminade, 2023-24  
**Assists:** 6, Cornell, 2023-24  
**Steals:** 3, Lehigh, 2022-23  
**Blocks:** 1, 12 times  
**Minutes:** 38, Canisius, 2023-24

## TAYLOR MISCELLANEOUS

	FR	SO	TOTAL
<b>Double-Doubles</b>	---	1	1
<b>10+ Points</b>	3	5	8
<b>20+ Points</b>	1	---	1
<b>5+ Rebounds</b>	2	11	13
<b>10+ Rebounds</b>	---	1	1
<b>5+ Assists</b>	---	2	2
<b>3+ 3-PT Field Goals</b>	3	3	6
<b>3+ Steals</b>	1	---	1
<b>3+ Blocks</b>	---	---	---
<b>Led Team in Points</b>	1	---	1
<b>Led Team in Rebounds</b>	---	3	3
<b>Led Team in Assists</b>	1	4	5

## 2023-24 TAYLOR GAME-BY-GAME

Opponent	MP	FG	3PT	FT	REB	PF	A	T	B	S	TP
New Hampshire*	29	5-9	2-3	2-3	6	3	3	4	1	2	14
CANISIUS*	38	5-10	2-6	1-1	7	1	2	0	0	1	13
COLGATE*	28	2-7	2-5	0-0	6	0	0	0	0	1	6
vs. Tennessee*	28	0-4	0-3	0-0	7	1	0	1	0	2	0
vs. Gonzaga*	26	0-5	0-3	0-0	0	1	1	1	0	0	0
vs. Chaminade*	28	5-14	3-9	1-1	10	1	1	1	0	1	14
LSU*	26	2-8	2-5	0-0	7	2	5	2	1	0	6
at Virginia*	28	1-6	1-6	0-0	5	2	3	3	0	0	3
CORNELL*	35	6-12	3-8	0-0	8	2	6	0	1	1	15
at Georgetown*	29	1-7	1-3	0-0	6	2	0	1	0	1	3
vs. Oregon*	18	1-3	1-3	1-2	4	3	0	1	0	0	4
NIAGARA*	28	4-8	3-4	0-0	3	1	0	0	1	1	11
PITTSBURGH*	15	0-1	0-1	2-2	3	0	0	1	0	1	2
at Duke*	22	0-2	0-1	1-3	4	1	1	0	1	0	1
BOSTON COLLEGE*	29	3-11	1-5	0-0	7	0	1	2	0	1	7
at North Carolina*	26	0-3	0-1	0-0	4	1	0	1	0	0	0
at Pittsburgh*	18	2-4	2-2	0-0	5	2	0	0	1	0	6
MIAMI											
FLORIDA STATE											
NC STATE											
at Boston College											
at Wake Forest											
LOUISVILLE											
CLEMSON											
NORTH CAROLINA											
at Georgia Tech											
at NC State											
NOTRE DAME											
VIRGINIA TECH											
at Louisville											
at Clemson											

\*started

## TAYLOR'S CAREER STATISTICS

Year	TOTAL		3-PTS			REBOUNDS				PF		FO		A		TO		Blk		Stl		Pts		Avg
	G	GS	FG	FGA	Pct	3FG	3FGA	Pct	FT	FTA	Pct	O	D	Tot	Avg	PF	FO	A	TO	Blk	Stl	Pts	Avg	
2022-23	29	2	41	107	.383	24	61	.393	16	21	.762	6	46	52	1.8	26	1	19	7	6	17	122	4.2	
2023-24	17	17	37	114	.325	23	68	.338	8	12	.667	4	88	92	5.4	23	0	23	18	6	12	105	6.2	
<b>Total</b>	<b>46</b>	<b>19</b>	<b>78</b>	<b>221</b>	<b>.353</b>	<b>47</b>	<b>129</b>	<b>.364</b>	<b>24</b>	<b>33</b>	<b>.727</b>	<b>10</b>	<b>134</b>	<b>144</b>	<b>3.1</b>	<b>49</b>	<b>1</b>	<b>42</b>	<b>25</b>	<b>12</b>	<b>29</b>	<b>227</b>	<b>4.9</b>	





# BENNY WILLIAMS

Forward • 6-9 • 210 • Junior  
 Bowie, Md. • St. Andrew's Episcopal, Md.  
 IMG Academy

# 13

- Williams scored a season-best 15 points, including four slam dunks, in a win against Pitt.
- He has had two-or-more combined blocks and steals in nine-of-13 games.
- He went four-of-four from the field for eight points in a win vs. Oregon.
- Williams had two blocks and two steals versus Boston College and Virginia.

## WILLIAMS 2023-24 SEASON HIGHS

**Points:** 15, Pitt  
**FG Made:** 6, Pitt  
**FG Attempted:** 10, Pitt  
**3-Point FGM:** 2, vs. Tennessee  
**3-Point FGA:** 3, at UNC, Pitt, vs. Chaminade, Colgate  
**FT Made:** 4, at Virginia  
**FT Attempted:** 8, at Virginia  
**Rebounds:** 7, Pitt  
**Off. Rebounds:** 2, LSU  
**Def. Rebounds:** 6, Pitt  
**Assists:** 2, Pitt, Niagara, vs. Oregon  
**Steals:** 2, at UNC, Boston College, vs. Oregon, at Virginia  
**Blocks:** 2, Boston College, at Virginia, LSU, vs. Chaminade  
**Minutes:** 24, Pitt

## WILLIAMS CAREER HIGHS

**Points:** 24, at Pitt, 2022-23  
**FG Made:** 8, at Pitt, 2022-23  
**FG Attempted:** 15, at Pitt, 2022-23  
**3-Point FGM:** 5, at Pitt, 2022-23  
**3-Point FGA:** 6, at Pitt, 2022-23  
**FT Made:** 4, at Virginia, 2023-24; Colgate, 2022-23; Duke, 2021-22  
**FT Attempted:** 8, at Virginia, 2023-24  
**Rebounds:** 11, vs. Wake Forest (ACCT), BC, 2022-23  
**Off. Rebounds:** 5, vs. Wake Forest (ACCT), Boston College, 2022-23  
**Def. Rebounds:** 7, Northeastern, 2022-23  
**Assists:** 6, Oakland, 2022-23  
**Steals:** 5, vs. Wake Forest (ACCT), 2022-23  
**Blocks:** 3, Boston College, 2022-23  
**Minutes:** 45, vs. St. John's, 2022-23

## WILLIAMS MISCELLANEOUS

	FR	SO	JR	TOTAL
Double-Doubles	---	3	---	3
10+ Points	1	10	1	12
20+ Points	---	1	---	1
5+ Rebounds	1	12	3	16
10+ Rebounds	---	3	---	3
5+ Assists	---	1	---	1
3+ 3-PT Field Goals	---	2	---	2
3+ Steals	1	3	---	4
3+ Blocks	---	1	---	1
Led Team in Points	---	2	---	2
Led Team in Rebounds	---	7	---	7
Led Team in Assists	---	2	---	2

## 2023-24 WILLIAMS GAME-BY-GAME

Opponent	MP	FG	3PT	FT	REB	PF	A	T	B	S	TP
New Hampshire	DNP										
CANISIUS	DNP										
COLGATE	10	0-4	0-3	0-0	1	0	1	0	0	0	0
vs. Tennessee	16	3-4	2-2	0-0	4	3	1	2	0	1	8
vs. Gonzaga	DNP										
vs. Chaminade	12	3-7	0-3	0-0	2	1	1	0	2	0	6
LSU	14	1-4	1-2	0-0	4	1	0	2	2	0	3
at Virginia	17	1-4	0-1	4-8	2	3	1	0	2	2	6
CORNELL	DNP										
at Georgetown	11	0-2	0-0	0-0	2	1	1	0	0	0	0
vs. Oregon	18	4-4	0-0	0-0	3	1	2	2	0	2	8
NIAGARA	12	2-4	1-3	1-2	3	3	2	2	1	1	6
PITTSBURGH	24	6-10	0-3	3-5	7	3	2	2	1	0	15
at Duke	18	1-3	0-1	0-0	5	3	1	1	1	1	2
BOSTON COLLEGE	13	0-4	0-2	1-2	3	0	0	1	2	2	1
at North Carolina	14	0-5	0-3	1-2	1	1	1	1	1	2	1
at Pittsburgh	20	3-4	1-2	0-0	5	4	1	1	1	1	7
MIAMI											
FLORIDA STATE											
NC STATE											
at Boston College											
at Wake Forest											
LOUISVILLE											
CLEMSON											
NORTH CAROLINA											
at Georgia Tech											
at NC State											
NOTRE DAME											
VIRGINIA TECH											
at Louisville											
at Clemson											

\*started

## WILLIAMS'S CAREER STATISTICS

Year	TOTAL					3-PTS			REBOUNDS				PF		FO		A		TO		Blk		Stl		Pts		Avg
	G	GS	FG	FGA	Pct	3FG	3FGA	Pct	FT	FTA	Pct	O	D	Tot	Avg	PF	FO	A	TO	Blk	Stl	Pts	Avg				
2021-22	29	0	21	62	.339	1	11	.091	13	21	.619	12	30	42	1.4	24	0	6	17	7	12	56	1.9				
2022-23	30	24	85	190	.447	19	48	.396	26	40	.650	37	86	123	4.1	34	1	25	29	9	23	215	7.2				
2023-24	13	0	24	59	.407	5	25	.200	10	19	.526	4	38	42	3.2	24	0	14	14	13	12	63	4.8				
<b>Total</b>	<b>72</b>	<b>24</b>	<b>130</b>	<b>311</b>	<b>.418</b>	<b>25</b>	<b>84</b>	<b>.298</b>	<b>49</b>	<b>80</b>	<b>.613</b>	<b>53</b>	<b>154</b>	<b>207</b>	<b>2.9</b>	<b>82</b>	<b>1</b>	<b>45</b>	<b>61</b>	<b>29</b>	<b>47</b>	<b>334</b>	<b>4.6</b>				

# 2023-24 RECORD BREAKDOWN

Record	Overall	ACC	ACCT	NCAA
SU overall	12-5	3-3		
SU at home	8-0	2-0		
SU on the road	2-3	1-3		
SU at neutral sites	2-2			
SU in overtime				
After a loss	4-1	3-0		
SU scores first	8-1	3-1		
Opponent scores first	4-4	0-2		
<b>Halftime</b>	<b>Overall</b>	<b>ACC</b>	<b>ACCT</b>	<b>NCAA</b>
SU led at the half	10-0	2-0		
SU trailed at the half	2-5	1-3		
Tied at the half				
<b>Rebounding</b>	<b>Overall</b>	<b>ACC</b>	<b>ACCT</b>	<b>NCAA</b>
SU outrebounded Opp.	8-1	0-1		
SU was outrebounded	3-4	3-2		
Rebounds were equal	1-0			
SU 36-or-more rebounds	10-0	2-0		
SU 35-or-less rebounds	2-5	1-3		
SU 21-or-more def rebounds	12-3	2-2		
SU 20-or-less def. rebounds	0-2	1-1		
SU 11-or-more off. rebounds	6-0			
SU 10-or-less off. rebounds	6-5	3-3		
<b>Field Goal Percentage</b>	<b>Overall</b>	<b>ACC</b>	<b>ACCT</b>	<b>NCAA</b>
SU shot 50-60% FG	4-0			
SU shot 40-50% FG	6-2	2-2		
SU shot 30-40% FG	2-3	1-1		
SU shot 20-30% FG				
Opp. shot 50-60% FG	0-2	0-2		
Opp. shot 40-50% FG	6-3	1-1		
Opp. shot 30-40% FG	6-0	2-0		
Opp. shot 20-30% FG				
SU outshot Opp. FG%	10-0	2-0		
Opp. outshot SU FG%	2-5	1-3		
FG% was equal				
<b>3-Point FG</b>	<b>Overall</b>	<b>ACC</b>	<b>ACCT</b>	<b>NCAA</b>
SU 10-or-more 3-pointers	4-0	1-0		
SU 9-or-less 3-pointers	8-5	2-3		
SU made more 3-pointers	5-1	1-0		
Opp. made more 3-pointers	5-4	2-3		
3-pointers made were equal	2-0			
<b>Free Throw Percentage</b>	<b>Overall</b>	<b>ACC</b>	<b>ACCT</b>	<b>NCAA</b>
SU outshot Opp. FT%	9-1	2-0		
Opp. outshot SU FT%	3-4	1-3		
FT% was equal				
SU shot more FT	9-1	3-1		
Opp. shot more FT	3-4	0-2		
Free throws shot were equal				
<b>Scoring</b>	<b>Overall</b>	<b>ACC</b>	<b>ACCT</b>	<b>NCAA</b>
SU scored 100-109	1-0			
SU scored 90-99 pts.				
SU scored 80-89 pts.	8-0	1-0		
SU scored 70-79 pts.	1-0			
SU scored 60-69 pts.	2-3	2-3		
SU scored 50-59 pts.	0-2			
SU scored 40-49 pts.				
Opp scored 100-109 pts.	0-1	0-1		
Opp. scored 90-99 pts.				
Opp. scored 80-89 pts.	0-2	0-2		
Opp. scored 70-79 pts.	6-2	1-0		
Opp. scored 60-69 pts.	2-0			
Opp. scored 50-59 pts.	4-0	2-0		
Opp. scored 40-49 pts.				
<b>By Uniform</b>	<b>Overall</b>	<b>ACC</b>	<b>ACCT</b>	<b>NCAA</b>
White	8-1	2-0		
Orange	4-4	1-3		

Turnovers	Overall	ACC	ACCT	NCAA
SU 10-or-less turnovers	6-0	2-0		
SU 11-20 turnovers	6-5	1-3		
Opp. 10-or-less turnovers	1-1	1-1		
Opp. 11-20 turnovers	10-4	1-2		
Opp 21-or-more turnovers	1-0	1-0		
<b>SU Players' Scoring</b>	<b>Overall</b>	<b>ACC</b>	<b>ACCT</b>	<b>NCAA</b>
Seven in double digits	1-0			
Six in double digits	1-0			
Five in double digits	1-0			
Four in double digits	4-0	1-0		
Three in double digits	5-1	2-1		
Two in double digits	1-4	0-2		
One in double digits				
None in double digits				
Two with 20-or-more points	3-0			
One with 20-or-more points	5-3	2-2		
One with 30-or-more points	1-0			
<b>By Month</b>	<b>Overall</b>	<b>ACC</b>	<b>ACCT</b>	<b>NCAA</b>
November	5-2			
December	5-1	1-1		
January	2-2	2-2		
February				
March				
<b>By Day</b>	<b>Overall</b>	<b>ACC</b>	<b>ACCT</b>	<b>NCAA</b>
Monday	1-1			
Tuesday	4-2	1-1		
Wednesday	3-0	1-0		
Thursday	1-0			
Friday				
Saturday	2-2	1-2		
Sunday	1-0			
<b>By Live Television</b>	<b>Overall</b>	<b>ACC</b>	<b>ACCT</b>	<b>NCAA</b>
ABC				
ESPN	1-2	1-2		
ESPN2	1-3	0-1		
ESPNU	1-0	1-0		
ACC Network	3-0	1-0		
ACC Network Extra	3-0			
CBS Sports Network	1-0			
CW	1-0			
Fox	1-0			
<b>By Conference</b>				<b>Overall</b>
America East (New Hampshire)				1-0
Atlantic Coast Conference (at Virginia, Pittsburgh, at Duke, Boston College, at North Carolina, at Pittsburgh)				3-3
BIG EAST (Georgetown)				1-0
Ivy League (Cornell)				1-0
Metro Atlantic Athletic (Canisius, Niagara)				2-0
PAC-12 (Oregon)				1-0
Pacific West (Chaminade)				1-0
Patriot League (Colgate)				1-0
Southeastern Conference (LSU, Tennessee)				1-1
West Coast Conference (Gonzaga)				0-1
<b>Games Decided By . . .</b>	<b>Overall</b>	<b>ACC</b>	<b>ACCT</b>	<b>NCAA</b>
1-5 points	1-0			
6-10 points	2-0	2-0		
11-15 points	6-0	1-0		
16 or more points	3-5	0-3		
<b>By Starting Lineup</b>	<b>Overall</b>	<b>ACC</b>	<b>ACCT</b>	<b>NCAA</b>
Mintz, Starling, Brown, Bell, Taylor	1-1	1-1		
Copeland, Starling, Brown, Bell, Taylor	1-0	1-0		
Mintz, Starling, McLeod, Bell, Taylor	10-4	1-2		

## TEAM HIGHS AND LOWS

### Syracuse Highs

Points	105	vs. Chaminade
Points – First Half	52	vs. Chaminade
Points – Second Half	53	vs. Chaminade
Field Goals Made	44	vs. Chaminade
Field Goal Attempts	78	vs. Chaminade
Field Goal %	.566 (30-53)	vs. Oregon
3-Point FG Made	13	Cornell
3-Point FG Attempts	32	Colgate
	32	Cornell
3-Point FG %	.588 (10-of-17)	at Pittsburgh
Free Throws Made	24	Pittsburgh
Free Throws Attempted	30	Pittsburgh
Free Throw %	.826 (19-of-23)	LSU
Offensive Rebounds	17	LSU
Defensive Rebounds	40	vs. Chaminade
Rebounds	55	vs. Chaminade
Assists	23	vs. Chaminade
Steals	17	Boston College
Blocked Shots	9	Cornell
Turnovers	19	vs. Oregon
Fouls	21	vs. Tennessee
	21	Pittsburgh

### Opponent Highs

Points	103	at North Carolina
Points – First Half	52	at North Carolina
Points – Second Half	51	at Duke
	51	at North Carolina
Field Goals Made	37	at North Carolina
Field Goal Attempts	77	at North Carolina
Field Goal %	.545 (30-of-55)	at Virginia
3-Point FG Made	10	Canisius
3-Point FG Attempts	33	Cornell
3-Point FG %	.571 (12-of-21)	at Virginia
Free Throws Made	22	at North Carolina
Free Throws Attempted	27	vs. Tennessee
	27	at North Carolina
Free Throw %	.933 (14-of-15)	Niagara
Offensive Rebounds	19	at North Carolina
Defensive Rebounds	35	vs. Tennessee
Rebounds	53	at North Carolina
Assists	21	at Virginia
Steals	13	at North Carolina
Blocked Shots	8	at Pittsburgh
Turnovers	22	Boston College
Fouls	22	New Hampshire

### Syracuse Lows

Points	56	vs. Tennessee
Points – First Half	24	at Virginia
Points – Second Half	31	vs. Tennessee
Field Goals Made	21	vs. Tennessee
Field Goal Attempts	53	vs. Oregon
	53	at Pittsburgh
Field Goal %	.350 (21-of-60)	Colgate
3-Point FG Made	3	vs. Gonzaga
	3	Pittsburgh
3-Point FG Attempts	13	vs. Oregon
3-Point FG %	.125 (3-of-24)	vs. Gonzaga
Free Throws Made	5	vs. Chaminade
Free Throws Attempted	7	vs. Chaminade
Free Throw %	.471 (8-of-17)	vs. Tennessee
Offensive Rebounds	6	vs. Tennessee
	6	at Duke
	6	at Pittsburgh
Defensive Rebounds	17	at Virginia
Rebounds	27	at Virginia
Assists	6	vs. Gonzaga
Steals	5	at Pittsburgh
Blocked Shots	2	New Hampshire
	2	at Virginia
	2	vs. Oregon
Turnovers	7	Colgate
Fouls	7	Boston College

### Opponent Lows

Points	56	vs. Chaminade
Points – First Half	18	vs. Chaminade
Points – Second Half	29	Colgate
	29	LSU
Field Goals Made	21	vs. Chaminade
Field Goal Attempts	55	at Virginia
Field Goal %	.300 (21-70)	vs. Chaminade
3-Point FG Made	4	vs. Oregon
3-Point FG Attempts	14	vs. Tennessee
3-Point FG %	.091 (2-of-22)	LSU
Free Throws Made	3	Boston College
Free Throws Attempted	4	Boston College
Free Throw %	.294 (5-of-17)	Canisius
Offensive Rebounds	5	at Duke
Defensive Rebounds	20	vs. Chaminade
Rebounds	30	vs. Chaminade
	30	at Duke
Assists	8	LSU
Steals	4	vs. Chaminade
	4	Boston College
Blocked Shots	1	New Hampshire
	1	Canisius
	1	Cornell
Turnovers	10	at Virginia
	10	at Pittsburgh
Fouls	7	Niagara

## SYRACUSE INDIVIDUAL HIGHS

### Games Played:

17 Bell, Brown, Copeland, Cuffe Jr., Mintz, Starling, Taylor

### Games Started:

17 Bell, McLeod, Starling, Taylor

### Points in a Half:

19 Mintz (2nd), Canisius

### Game Points:

33 Mintz, LSU

### Minutes Played:

39 Mintz at Duke; Starling, Colgate

### Game FG Attempted:

19 Bell, Colgate

### Game FG Made:

11 Brown at Duke

### Game FG Percentage (min. 6 made)

1.000 (6-6) - Brown, Niagara

### Game FT Attempted:

15 Mintz (2), LSU, at Georgetown; Copeland, Pittsburgh

### Game FT Made:

13 Mintz (2), LSU, at Georgetown; Copeland, Pittsburgh

### Game FT Percentage (min. 7 made):

.889 (8-9) - Mintz (2), Canisius, at Duke

### Game 3 pt. FG Attempted:

14 Bell, Colgate

### Game 3 pt. FG Made:

6 Bell (2), Colgate, LSU

### Game 3 pt. FG Percentage (min. 3 made)

1.000 (3-3) - Starling, at Georgetown

### Game Rebounds:

13 Copeland, New Hampshire

### Game Assists:

8 Copeland (2) vs. Chaminade, Niagara; Mintz, Colgate

### Game Steals:

5 Mintz at Georgetown

### Blocked Shots:

5 McLeod, Canisius

### Turnovers

6 Mintz vs. Oregon; Copeland at North Carolina

### Game Fouls:

5 Cuffe Jr., New Hampshire; Mintz, Pittsburgh

### Led SU in Scoring:

Mintz (9), Bell (4), Starling (2), Brown (1), Copeland (1)

### Double-Figure Scoring Games:

Mintz (15), Bell (10), Starling (9), Brown (7), Copeland (7), Taylor (4), Cuffe (1), McLeod (1), Williams (1)

### 20-29-point Games:

Mintz (7), Bell (3), Brown, Copeland (1), Starling (1)

### 30-39-point Games:

Mintz (1)

### Scored First:

McLeod (7), Bell (3), Mintz (3), Starling (2), Brown (1), Taylor (1)

### Led SU in Rebounding:

Brown (6), Copeland (4), Taylor (3), Starling (2), McLeod (1), Mintz (1)

### Double-Figure Rebounding Games:

Brown (2), Copeland (1), Taylor (1)

### Double-Doubles:

Brown (2), Copeland (1), Taylor (1)

### Led SU in Assists:

Mintz (9<sup>3</sup> tied), Copeland (5<sup>3</sup> tied), Taylor (4<sup>1</sup> tied), , Brown (2<sup>2</sup> tied)  
Starling (2)

### Double-Figure Assist Games:

### Largest Lead:

51, (105-54) vs. Chaminade

### Largest Margin of Victory:

49, (105-56) vs. Chaminade

### Largest Deficit:

39 (90-51), at North Carolina

### Largest Margin of Defeat:

36 (103-67) at North Carolina

### Deficit Overcome in a Win:

24 (54-30), Colgate

### Largest Lead in a Loss:

8 (18-10), vs. Tennessee

### Largest Halftime Lead:

33 (52-18) vs. Chaminade

### Largest Halftime Deficit:

22 (52-30) at North Carolina

# GAME BY GAME STATISTICS

Opponent	Score	TOTAL		3-PTS		FT-FTA	Pct	REBOUNDS			PF	A	TO	Blk	Stl
		FG-FGA	Pct	3FG-FGA	Pct			Off-Def	Tot						
Syracuse	W, 83-72	28-67	.418	5-21	.238	22-27	.815	14-33	47	17	13	11	2	13	
<i>New Hampshire</i>		25-68	.368	8-31	.258	14-19	.737	14-27	41	22	15	16	1	6	
Syracuse	W, 89-77	35-65	.538	7-19	.368	12-19	.632	13-24	37	11	16	10	7	7	
<i>Canisius</i>		31-64	.484	10-22	.455	5-17	.294	16-21	37	19	10	12	1	5	
Syracuse	W, 79-75	27-67	.403	9-32	.281	16-20	.800	8-24	32	11	13	7	5	10	
<i>Colgate</i>		29-60	.483	9-24	.375	8-13	.615	10-34	44	16	15	19	2	5	
Syracuse	L, 56-73	21-60	.350	6-20	.300	8-17	.471	6-27	33	21	9	15	6	7	
<i>vs. Tennessee</i>		24-60	.400	5-14	.357	20-27	.741	13-35	48	12	14	16	6	8	
Syracuse	L, 57-76	23-64	.359	3-24	.125	8-10	.800	10-18	28	16	6	13	5	11	
<i>vs. Gonzaga</i>		30-64	.469	7-20	.350	9-12	.750	17-31	48	14	17	18	2	8	
Syracuse	W, 105-56	44-78	.564	12-30	.400	5-7	.714	15-40	55	9	23	10	5	7	
<i>vs. Chaminade</i>		21-70	.300	7-31	.226	7-8	.875	10-20	30	9	12	13	3	4	
Syracuse	W, 80-57	25-63	.397	11-21	.524	19-23	.826	17-26	43	13	16	15	8	9	
<i>LSU</i>		24-61	.393	2-22	.091	7-10	.700	13-23	36	19	8	19	2	9	
Syracuse	L, 62-84	22-54	.407	5-20	.250	13-19	.684	10-17	27	14	10	14	2	6	
<i>at Virginia</i>		30-55	.545	12-21	.571	12-15	.800	8-25	33	13	21	10	4	8	
Syracuse	W, 81-70	29-68	.426	13-32	.406	10-14	.714	13-32	45	17	16	12	9	9	
<i>Cornell</i>		26-65	.400	9-33	.273	9-17	.529	13-29	42	16	18	15	1	7	
Syracuse	W, 80-68	29-54	.537	5-11	.455	17-23	.739	11-24	35	20	7	14	4	12	
<i>at Georgetown</i>		25-59	.424	5-26	.192	13-20	.650	14-19	33	17	13	14	4	8	
Syracuse	W, 83-63	30-53	.566	5-12	.417	18-25	.720	7-29	36	17	16	19	2	11	
<i>vs. Oregon</i>		22-61	.361	4-27	.148	15-22	.682	12-19	31	19	9	19	3	9	
Syracuse	W, 83-71	33-68	.485	8-22	.364	9-13	.692	8-29	37	16	22	8	7	8	
<i>Niagara</i>		25-61	.410	7-19	.368	14-15	.933	7-29	36	7	11	13	2	6	
Syracuse	W, 81-73	27-57	.474	3-17	.176	24-30	.800	9-31	40	21	16	13	6	12	
<i>Pittsburgh</i>		26-62	.419	10-25	.400	11-24	.458	14-25	39	19	12	15	3	5	
Syracuse	L, 66-86	24-55	.436	4-16	.250	14-17	.824	6-25	31	18	14	17	3	7	
<i>at Duke</i>		31-59	.525	8-17	.471	16-18	.889	5-25	30	13	19	11	5	11	
Syracuse	W, 69-59	23-61	.377	6-21	.286	17-23	.730	10-26	36	7	14	8	7	17	
<i>Boston College</i>		24-62	.387	8-29	.276	3-4	.750	13-29	42	18	11	22	7	4	
Syracuse	L, 67-103	23-63	.365	4-19	.211	17-21	.810	7-23	30	18	8	17	4	7	
<i>at North Carolina</i>		37-77	.481	7-26	.269	22-27	.815	19-34	53	15	16	14	4	13	
Syracuse	W, 69-58	25-53	.472	10-17	.588	9-13	.692	6-30	36	18	13	9	3	5	
<i>at Pittsburgh</i>		23-65	.354	5-26	.192	7-11	.636	15-25	40	16	11	10	8	3	
<b>SYRACUSE TOTALS</b>		<b>468-1,050</b>	<b>.446</b>	<b>116-354</b>	<b>.328</b>	<b>238-321</b>	<b>.741</b>	<b>170-458</b>	<b>628</b>	<b>264-3</b>	<b>232</b>	<b>212</b>	<b>85</b>	<b>158</b>	
<b>OPPONENT TOTALS</b>		<b>453-1,073</b>	<b>.422</b>	<b>123-413</b>	<b>.298</b>	<b>192-279</b>	<b>.688</b>	<b>213-450</b>	<b>663</b>	<b>264-5</b>	<b>232</b>	<b>256</b>	<b>58</b>	<b>119</b>	

# THE LAST TIME THAT -- INDIVIDUAL

## Syracuse Individual

Scored 40 or more points:	Andrew White III, 40, Ga. Tech, 3/4/2017
Scored 40 or more points (OT):	John Gillon, 43, at NC State, 2/1/2017
<b>Scored 30 or more points:</b>	<b>Judah Mintz, 33, LSU, 11/28/2023</b>
Scored 30 or more points (OT):	Joseph Girard, 31, vs. Richmond, 11/21/2022
Made 15 FGs:	Lawrence Moten, 15 at Villanova, 2/14/1995
<b>Made 11 FGs:</b>	<b>Maliq Brown 11, at Duke, 1/2/2024</b>
Made 10 FGs (OT):	Joseph Girard III, 12 vs. Richmond, 11/21/2022
Made 9 3PT FGs:	Trevor Cooney, 9, Notre Dame, 1/30/2012
Made 9 3PT FGs (OT):	John Gillon, 9, at NC State, 2/1/2017
Made 8 3PT FGs:	Andrew White III, 8, Georgia Tech, 3/4/2017
Made 7 3PT FGs:	Joe Girard III, 7 at Miami, 1/5/2022
Made 7 3PT FGs (OT):	Cole Swider, 7 at N. Carolina, 2/28/2022
<b>7 players made a 3PT FG</b>	<b>at Pittsburgh, 1/16/2024: Chris Bell, Quadir Copeland, Kyle Cuffe, Judah Mintz, Justin Taylor, JJ Starling and Benny Williams</b>
Made 17+ FTs:	Hakim Warrick, 18 vs. Rhode Island, 11/30/2003
Made 15+ FTs:	Oshae Brissett, 16, Buffalo, 12/19/2017
Made 15+ FTs (OT):	Jonny Flynn, 16 vs. Conn. (BET), 3/12/2009
<b>Made 10+ FTs:</b>	<b>Quadir Copeland, 13, Pittsburgh, 12/30/2023</b>
Made 10+ FTs (OT):	Tyus Battle, 10 at Florida State, 1/13/2018
Had 30+ rebounds:	Frank Reddout, 34 vs. Temple, 2/9/1952
Had 25+ rebounds:	Dave Bing, 25 vs Cornell, 2/8/1966
Had 20+ rebounds:	Jesse Edwards, 20, Wake Forest, 3/4/2023
Had 15+ rebounds:	Jesse Edwards, 15, Notre Dame, 1/14/2023
Had 15+ rebounds (OT)	Paschal Chukwu, 18 at Duke, 1/14/2019
Had 12+ offensive rebounds:	Tyler Roberson, at Duke, 1/18/2016
Had 10+ offensive rebounds:	Cole Swider, vs. Villanova, 12/7/2021
Had 15+ defensive rebounds:	Rick Jackson, Providence, 12/28/2010
<b>Had 10+ defensive rebounds:</b>	<b>Quadir Copeland, 10, New Hampshire, 11/6/2023</b>
Had 15+ assists:	Michael Carter-Williams, 16, Monmouth, 12/8/2012
Had 10+ assists:	Symir Torrence, 11 vs Duke (ACCT), 2/2/2022
Had 10+ assists (OT):	Kaleb Joseph, 12/20/2014 at Villanova
Had consecutive 10+ assist games:	John Gillon (11, Miami, 1/4/2017; 11, Pittsburgh, 1/7/2017)
Had 8+ blocks:	Paschal Chukwu, 8, Buffalo, 12/19/2017
<b>Had 5+ blocks</b>	<b>Naheem McLeod, 5, Canisius, 11/8/2023</b>
Had 5+ blocks (OT):	Mounir Hima, 7, vs. St. John's, 11/22/2022
Had 10 steals:	Todd Burgan vs. Colgate, 12/30/1997
Had 8+ steals:	DeShaun Williams, 9 vs. B.C., 3/3/2002
Had 6+ steals:	Kadary Richmond, at Clemson, 2/6/2021
<b>Had 5+ steals:</b>	<b>Judah Mintz, 5 at Georgetown, 12/9/2023</b>
Had 5+ steals (OT):	Buddy Boeheim, Indiana 11/30/2021
Played 60+ minutes:	Jonny Flynn (67), Eric Devendorf (61) vs. Connecticut (BET), 3/12/2009
Played 50+ minutes:	Buddy Boeheim (50), vs. Indiana (20T), 11/30/2021
Played 40+ minutes:	Benny Williams (45) vs. St. John's, 11/22/2022
Played 40 minutes	Jesse Edwards, Wake Forest, 3/4/2023
Three players had a double-double	Marek Dolezaj (20-10 assists), Alan Griffin (17-13 reb.), Quincy Guerrier (15-13 reb.), Bryant, 11/27/2020
Three players had a double-double (pts-rebs):	Donte Greene (19-13), Arinze Onuaku (17-14), Kristof Ongenaet (10-11 at Seton Hall, 3/5/2008
Two players had a double-double:	Benny Williams (18 pts.-11 rebs.), Jesse Edwards (18 pts.-10 rebs.) vs. Wake Forest (ACCT), 3/8/2023
Two players had a double-double (OT):	Jimmy Boeheim (20 pts.-10 rebs.), Cole Swider (28 pts.-12 rebs.), Georgia Tech, 2/21/2022

<b>Had a double-double (pts-rebs):</b>	<b>Maliq Brown (15 pts.-10 rebs.), Niagara</b>
Had a double-double (OT)	Benny Williams, vs. St. John's, (11 pts.-10 rebs.)
Had a double-double (pts-assists):	Judah Mintz (16 pts.-10 assists), Georgetown, 12/10/2022
Had a double-double OT (pts-assists):	Kaleb Joseph (10-10) at Villanova, 12/20/2014
Had a double-double (pts-blocks):	Fab Melo, (12-10) vs. Seton Hall, 12/28/2011
Had a triple-double:	Allen Griffin, (14-11-10) vs. Pittsburgh, 2/27/2001
Three players disqualified:	Wake Forest, 2/8/2020; Marek Dolezaj, Quincy Guerrier, Bourama Sidibe
Two players had 30 points:	at Pittsburgh, 2/11/1972; Greg Kohls (34), Mike Lee (32)
Four players had 20 points:	Massachusetts, 11/28/2007: Eric Devendorf (23), Jonny Flynn (20), Donte Greene (20), Arinze Onuaku (20)
Four players had 20 points (OT):	vs. Connecticut (BET), 3/12/2009: Jonny Flynn (34), Paul Harris (29), Eric Devendorf (22), Andy Rautins (20)
Three players had 20 points:	at Miami, 1/5/2022, Joe Girard III (26), Jesse Edwards (22), Cole Swider (20)
Three players had 20 points (OT):	Indiana, 11/30/2021: Buddy Boeheim (27), Jimmy Boeheim (26), Joe Girard III (22)
Two players had 20 points:	at Georgetown, 12/9/2023: Judah Mintz (25), J.J. Starling (21)
Two players had 20 points (OT):	at Georgetown, 12/16/2017: Tyus Battle (29), Oshae Brissett (25)
Five players had 15 points:	at NC State, 2/2/2022: Jesse Edwards (19), Cole Swider (19), Joseph Girard III (18), Buddy Boeheim (17), Jimmy Boeheim (16)
Four players had 15 points:	Bryant, 11/27/2020: Buddy Boeheim (21), Marek Dolezaj (20), Alan Griffin (17), Quincy Guerrier (15)
Four players had 15 points (OT):	Indiana, 11/30/2021: Buddy Boeheim (27), Jimmy Boeheim (26), Joe Girard III (22)
Eight players had 10+ points	E. Michigan, 12/19/2016; Tyus Battle (18), John Gillon (14), Andrew White (14), DaJuan Coleman (12), Tyler Lydon (12), Tyler Roberson (11), Frank Howard (10), Taurean Thompson (10)
Seven players had 10+ points	Monmouth, 12/8/2012: Brandon Triche (18), M. Carter-Williams (15), Trevor Cooney (15), C.J. Fair (14), James Southerland (14), Rakeem Christmas (11), DaJuan Coleman (11)
Six players had 10+ points	S. Carolina State, 11/22/2016: Andrew White III (15), John Gillon (14), Tyler Lydon (14), Tyler Roberson (13), Taurean Thompson (12), Frank Howard (10)
<b>Five players had 10+ points:</b>	<b>New Hampshire, 11/6/2023: Judah Mintz (20), Justin Taylor (14), Maliq Brown (10), Quadir Copeland (10), J.J. Starling (10)</b>
Five players had 10 points (OT):	Indiana, 11/30/2021: Buddy Boeheim (27), Jimmy Boeheim (26), Joe Girard III (22), Jesse Edwards (17), Cole Swider (14)
Zero players had 10+ points:	at Illinois, 11/29/2022
Three players had 10+ rebounds:	Monmouth, 12/8/2012: DaJuan Coleman (14), C.J. Fair (10), Baye Moussa Keita (10)
Three players had 10+ rebounds (OT):	Georgia Tech (OT), 2/21/2022: Frank Anselem (10), Jimmy Boeheim (10), Cole Swider (12)
Two players had 10+ rebounds:	vs. Wake Forest (ACCT), 3/8/2023; Benny Williams (11), Jesse Edwards (10)
Two players had 10+ reb. (OT):	Buffalo, 12/19/2020; Quincy Guerrier (11), Marek Dolezaj (10)
Led team in pts., rebs. and assists	Oshae Brissett, at Clemson, 3/9/2019; (15 pts., 7 rebs., 3 assists)

# THE LAST TIME THAT -- TEAM

## Syracuse Team

Won in overtime:	74-71, vs. Richmond, 11/21/2022
Won in overtime at home:	74-73, Georgia Tech, 2/21/2022
Won in overtime on the road:	63-55, at Virginia, 1/11/2020
Lost in overtime:	69-76 vs. St. John's, 11/22/2022
Lost in overtime at home:	57-60, St. Bonaventure, 12/22/2017
Lost in overtime on the road:	79-88 at North Carolina, 2/28/2022
Won in two overtimes at home:	112-110, Indiana, 11/30/2021
Won in two overtimes on the road:	93-91, at St. John's, 3/4/2001
Lost in two overtimes:	90-101, at Florida State, 1/13/2018
Lost in two overtimes at home:	N/A
Lost in two overtimes on the road:	90-101, at Florida State, 1/13/2018
Won in three overtimes at home:	87-85, Connecticut, 2/18/1984
Won in three overtimes on the road:	93-90, at Colgate, 2/16/1965
Lost in three overtimes:	N/A
Played six overtimes:	127-117, vs. Connecticut (BET), 3/12/2009
Won by 30+ points	96-57 vs. Florida State (ACCT), 3/9/2022
<b>Lost by 30+ points</b>	<b>36, 103-67 at North Carolina, 1/13/2024</b>
Won by 40+ points	97-46, Bucknell, 11/23/2019
Lost by 40+ points	59-122, vs. NYU, 12/15/1961
Won by 60+ points	127-67, American, 12/2/1964
Scored 100 points:	101, at Boston College, 12/12/2020
Scored 100 points (overtime):	112, Indiana, 11/30/2021, 2 OT
Scored 100 points in consec. games:	104, Lafayette, 12/13/1993; 108, MD-Eastern Shore, 12/18/1993
Scored 90 points	95, Oakland, 12/6/2022
Scored 90 points (overtime):	95, at Duke OT, 1/14/2019
Scored 90 points in consec. games:	98, Albany, 11/15/11; 92, Colgate, 11/19/2011
Scored 50+ in the first half:	52, Lafayette, 11/9/2021
<b>Scored 50+ in the second half</b>	<b>51, Pittsburgh, 12/30/2023</b>
Scored 60+ in the first half	60, Maine, 12/5/2009
Scored 60+ in the second half	63, Charlotte, 11/26/2003
Scored less than 40 points:	34, Virginia, 11/6/2019
Scored less than 20 in the first half:	19 at Clemson, 2/6/2021
Scored less than 20 in the second half:	19, at Virginia, 1/20/2020
Gave up 100 points:	103 at North Carolina, 1/13/2024
Gave up 100 points (overtime):	112, Indiana, 11/30/2021, 2OT
Gave up 100 points and won:	104, West Virginia, 2/11/1967
Gave up 100 points and won (OT):	117, Connecticut, 3/12/2009
Gave up 90 points:	96, Georgia Tech, 2/28/2023
Gave up 90 points (OT):	96, Buffalo, 12/19/2020
Gave up 90 points and won:	92 Southern Illinois, 3/17/1995
Gave up 90 points and won (OT):	96, Buffalo, 12/19/2020
<b>Came back from down 15+ to win</b>	<b>16, Buffalo (OT), 12/19/2020</b>
<b>Came back from down 20+ to win</b>	<b>24, Colgate, 11/14/2023</b>
Led by 15+ and lost	18, Miami, 3/5/2022
Gave up less than 50 points:	45, Niagara, 12/3/2020
Gave up less than 40 points:	34, E. Washington, 11/6/2018
Gave up less than 20 in a half:	18, vs. San Diego State (NCAA), 3/19/2021
<b>Gave up more than 45 in a half:</b>	<b>51 at North Carolina, 1/13/2024, 2nd</b>
Gave up more than 55 in a half	58, at Miami, 1/5/2022, 2nd

Shot over 60% FG:	.620 (31-50), Florida State, 2/11/2016
Shot under 32% FG:	.278(15-54) at Illinois, 11/29/2022
Held opponent under 30% FG:	.277 (18-65), Niagara, 12/3/2020
Made 45+ FG:	47 vs. E. Tennessee State, 12/15/2007
Made 15+ 3PT:	17*, at Miami, 1/5/2022
Made 15+ 3PT (overtime)	15, at NC State, 2/1/2017
Made 13+ 3PT:	17, at Miami, 1/5/2022
Made 13+ 3PT (overtime)	13, Indiana, 11/30/2021, 2 OT
Shot 60% 3PT (min. 10 makes)	.619 (13-21), Brown, 12/27/2021
Did not make a 3PT:	Holy Cross, 11/28/2014
Attempted 50 FT:	51 vs. Connecticut (BET), 3/12/2009
Attempted 40 FT:	41 vs. California (NCAA), 3/23/2013
Attempted 40 FT (OT):	42, Buffalo, 12/19/2020
Attempted less than 6 FT	3, North Carolina, 1/25/2023
Made 40 FT:	40 vs. Connecticut (BET), 3/12/2009
Made 35 FT:	40 vs. Connecticut (BET), 3/12/2009
Made less than 5 FT:	2, North Carolina, 1/25/2023
Had 60+ rebounds:	63, Monmouth, 12/8/2012
Had 50+ rebounds:	51, Niagara, 12/3/2020
Had 20+ rebound margin	+22, South Carolina State, 11/22/2016
Had 30+ rebound margin	+30, Kennesaw State, 11/14/2014
Committed 25 fouls:	25, Duke, 2/1/2020
Had 30+ assists:	34, Eastern Michigan, 12/19/2016
Committed less than 5 turnovers:	4 at Notre Dame, 12/3/2022
<b>Committed less than 10 turnovers:</b>	<b>9 at Pittsburgh, 1/16/2024</b>
Committed less than 10 turnovers in overtime:	6, vs. Richmond, 11/21/2022
Committed 25+ turnovers:	26 vs. E. Tennessee State, 12/15/2007
Forced 30-or-more turnovers:	32, Albany, 11/9/2009
Had 20+ steals:	21, Albany, 11/9/2009
<b>Had 15+ steals:</b>	<b>17, Boston College, 1/10/2024</b>
Had 15+ blocked shots:	15, Oakland, 11/20/2017
Won on last-second shot	Duke, 78-75, 2/22/2017 (John Gillon 3-pt)
Lost on last-second shot	Bryant, 73-72, 11/26/2022 (Sherif Gross-Bullock, lane)

\*Syracuse record



## 2023-24 Syracuse Men's Basketball Combined Team Statistics All games

### Game Records

Record	Overall	Home	Away	Neutral
ALL GAMES	12-5	8-0	2-3	2-2
CONFERENCE	3-3	2-0	1-3	0-0
NON-CONFERENCE	9-2	6-0	1-0	2-2

### Score by Periods

Team	1st	2nd	OT	TOT
Syracuse	576	714	0	1290
Opponents	553	668	0	1221

### Team Box Score

No.	Player				Total		3-Point		F-Throw		Rebounds												
		GP-GS	MIN	AVG	FG-FGA	FG%	3FG-3FGA	3FG%	FT-FTA	FT%	OFF	DEF	TOT	AVG	PF	DQ	A	TO	BLK	STL	PTS	AVG	
3	MINTZ, Judah	17-16	538:46	31.7	90-215	.419	17-46	.370	115-145	.793	9	45	54	3.2	39	2	65	51	3	37	312	18.4	
2	STARLING, JJ	17-17	569:37	33.5	79-179	.441	13-50	.260	19-28	.679	13	48	61	3.6	25	0	40	33	4	15	190	11.2	
4	BELL, Chris	17-17	407:18	24.0	70-169	.414	39-100	.390	8-12	.667	3	29	32	1.9	28	0	13	17	8	9	187	11.0	
1	BROWN, Maliq	17-3	417:31	24.6	69-98	.704	2-7	.286	23-26	.885	41	60	101	5.9	45	0	17	15	14	37	163	9.6	
24	COPELAND, Quadir	17-1	357:40	21.0	52-105	.495	5-20	.250	37-52	.712	23	67	90	5.3	31	0	49	37	3	21	146	8.6	
5	TAYLOR, Justin	17-17	450:25	26.5	37-114	.325	23-68	.338	8-12	.667	4	88	92	5.4	23	0	23	18	6	12	105	6.2	
13	WILLIAMS, Benny	13-0	198:32	15.3	24-59	.407	5-25	.200	10-19	.526	4	38	42	3.2	24	0	14	14	13	12	63	4.8	
10	MCLEOD, Naheem	14-14	203:55	14.6	19-32	.594	0-0	.000	16-23	.696	30	30	60	4.3	11	0	1	6	27	3	54	3.9	
0	CUFFE, JR., Kyle	17-0	198:16	11.7	23-63	.365	11-35	.314	2-4	.500	6	16	22	1.3	27	1	8	12	4	12	59	3.5	
14	RUFFIN, Niko	2-0	03:59	2.0	1-2	.500	1-2	.500	0-0	.000	0	1	1	0.5	0	0	0	0	0	0	3	1.5	
55	HIMA, Mounir	6-0	21:34	3.6	2-3	.667	0-0	.000	0-0	.000	2	1	3	0.5	3	0	1	0	1	0	4	0.7	
23	CAREY, Peter	6-0	28:29	4.7	2-7	.286	0-0	.000	0-0	.000	2	4	6	1.0	8	0	1	0	2	0	4	0.7	
12	CLAYTON, Anthony	2-0	03:59	2.0	0-4	.000	0-1	.000	0-0	.000	0	0	0	0.0	0	0	0	0	0	0	0	0.0	
Team											33	31	64									9	
<b>Total</b>		<b>17</b>	<b>3400</b>		<b>468-1050</b>	<b>.446</b>	<b>116-354</b>	<b>.328</b>	<b>238-321</b>	<b>.741</b>	<b>170</b>	<b>458</b>	<b>628</b>	<b>36.9</b>	<b>264</b>	<b>3</b>	<b>232</b>	<b>212</b>	<b>85</b>	<b>158</b>	<b>1290</b>	<b>75.9</b>	
<b>Opponents</b>		<b>17</b>	<b>3400</b>		<b>453-1073</b>	<b>.422</b>	<b>123-413</b>	<b>.298</b>	<b>192-279</b>	<b>.688</b>	<b>213</b>	<b>450</b>	<b>663</b>	<b>39.0</b>	<b>264</b>	<b>5</b>	<b>232</b>	<b>256</b>	<b>58</b>	<b>119</b>	<b>1221</b>	<b>71.8</b>	

### Team Statistics

	SU	OPP
<b>Scoring</b>	<b>1290</b>	<b>1221</b>
Points per game	75.9	71.8
Scoring margin	+4.1	-
<b>Field goals-att</b>	<b>468-1050</b>	<b>453-1073</b>
Field goal pct	.446	.422
<b>3 point fg-att</b>	<b>116-354</b>	<b>123-413</b>
3-point FG pct	.328	.298
3-pt FG made per game	6.8	7.2
<b>Free throws-att</b>	<b>238-321</b>	<b>192-279</b>
Free throw pct	.741	.688
F-Throws made per game	14.0	11.3
<b>Rebounds</b>	<b>628</b>	<b>663</b>
Rebounds per game	36.9	39.0
Rebounding margin	-2.1	-
<b>Assists</b>	<b>232</b>	<b>232</b>
Assists per game	13.6	13.6
<b>Turnovers</b>	<b>212</b>	<b>256</b>
Turnovers per game	12.5	15.1
Turnover margin	+2.6	-
Assist/turnover ratio	1.1	0.9
<b>Steals</b>	<b>158</b>	<b>119</b>
Steals per game	9.3	7.0
<b>Blocks</b>	<b>85</b>	<b>58</b>
Blocks per game	5.0	3.4
<b>Winning streak</b>	<b>1</b>	<b>-</b>
Home win streak	8	-
<b>Attendance</b>	<b>152781</b>	<b>67602</b>
Home games-Avg/Game	8-19098	5-13520
Neutral site-Avg/Game	-	4-3834

### Team Results

Date	Opponent		Score	Att.
11/06/2023	New Hampshire	W	83-72	19130
11/08/2023	Canisius	W	89-77	19080
11/14/2023	Colgate	W	79-75	19387
11/20/2023	vs Tennessee	L	56-73	4838
11/21/2023	vs Gonzaga	L	57-76	3602
11/22/2023	vs Chaminade	W	105-56	3757
11/28/2023	LSU	W	80-57	19602
12/02/2023	at Virginia	L	62-84	14637
12/05/2023	Cornell	W	81-70	19390
12/09/2023	at Georgetown	W	80-68	14193
12/17/2023	vs Oregon	W	83-63	3138
12/21/2023	Niagara	W	83-71	18239
12/30/2023	Pittsburgh	W	81-73	20642
01/02/2024	at Duke	L	66-86	9314
01/10/2024	Boston College	W	69-59	17311
01/13/2024	at North Carolina	L	67-103	21750
01/16/2024	at Pittsburgh	W	69-58	7708





## 2023-24 Syracuse Men's Basketball Combined Team Statistics In Conference games

### Game Records

Record	Overall	Home	Away	Neutral
ALL GAMES	3-3	2-0	1-3	0-0
CONFERENCE	3-3	2-0	1-3	0-0
NON-CONFERENCE	0-0	0-0	0-0	0-0

### Score by Periods

Team	1st	2nd	OT	TOT
Syracuse	186	228	0	414
Opponents	210	253	0	463

### Team Box Score

No.	Player				Total		3-Point		F-Throw		Rebounds								PTS	AVG		
		GP-GS	MIN	AVG	FG-FGA	FG%	3FG-3FGA	3FG%	FT-FTA	FT%	OFF	DEF	TOT	AVG	PF	DQ	A	TO			BLK	STL
3	MINTZ, Judah	6-5	200:38	33.4	22-69	.319	3-11	.273	33-41	.805	4	15	19	3.2	12	1	22	19	0	11	80	13.3
1	BROWN, Maliq	6-3	176:42	29.5	32-49	.653	1-5	.200	13-14	.929	15	26	41	6.8	17	0	8	6	6	12	78	13.0
24	COPELAND, Quadir	6-1	149:44	25.0	20-45	.444	5-11	.455	22-29	.759	8	23	31	5.2	10	0	19	17	0	9	67	11.2
2	STARLING, JJ	6-6	188:19	31.4	26-52	.500	6-18	.333	3-4	.750	1	11	12	2.0	10	0	7	9	1	5	61	10.2
4	BELL, Chris	6-6	122:35	20.4	19-42	.452	10-25	.400	6-7	.857	0	8	8	1.3	11	0	5	7	1	3	54	9.0
13	WILLIAMS, Benny	6-0	105:56	17.7	11-30	.367	1-12	.083	9-17	.529	2	21	23	3.8	14	0	6	6	8	8	32	5.3
5	TAYLOR, Justin	6-6	138:17	23.0	6-27	.222	4-16	.250	3-5	.600	1	27	28	4.7	6	0	5	7	2	2	19	3.2
10	MCLEOD, Naheem	3-3	31:47	10.6	2-3	.667	0-0	.000	4-4	1.000	0	5	5	1.7	3	0	0	3	5	1	8	2.7
0	CUFFE, JR., Kyle	6-0	60:20	10.1	5-19	.263	2-11	.182	1-2	.500	3	4	7	1.2	5	0	2	3	0	3	13	2.2
23	CAREY, Peter	2-0	15:37	7.8	1-4	.250	0-0	.000	0-0	.000	1	1	2	1.0	6	0	1	0	2	0	2	1.0
55	HIMA, Mounir	3-0	06:46	2.3	0-1	.000	0-0	.000	0-0	.000	0	0	0	0.0	2	0	0	0	0	0	0	0.0
14	RUFFIN, Niko	1-0	01:39	1.7	0-1	.000	0-1	.000	0-0	.000	0	1	1	1.0	0	0	0	0	0	0	0	0.0
12	CLAYTON, Anthony	1-0	01:39	1.7	0-1	.000	0-0	.000	0-0	.000	0	0	0	0.0	0	0	0	0	0	0	0	0.0
Team											13	10	23				1					
<b>Total</b>		<b>6</b>	<b>1200</b>		<b>144-343</b>	<b>.420</b>	<b>32-110</b>	<b>.291</b>	<b>94-123</b>	<b>.764</b>	<b>48</b>	<b>152</b>	<b>200</b>	<b>33.3</b>	<b>96</b>	<b>1</b>	<b>75</b>	<b>78</b>	<b>25</b>	<b>54</b>	<b>414</b>	<b>69.0</b>
<b>Opponents</b>		<b>6</b>	<b>1200</b>		<b>171-380</b>	<b>.450</b>	<b>50-144</b>	<b>.347</b>	<b>71-99</b>	<b>.717</b>	<b>74</b>	<b>163</b>	<b>237</b>	<b>39.5</b>	<b>94</b>	<b>2</b>	<b>90</b>	<b>82</b>	<b>31</b>	<b>44</b>	<b>463</b>	<b>77.2</b>

### Team Statistics

	SU	OPP
<b>Scoring</b>	<b>414</b>	<b>463</b>
Points per game	69.0	77.2
Scoring margin	-8.2	-
<b>Field goals-att</b>	<b>144-343</b>	<b>171-380</b>
Field goal pct	.420	.450
<b>3 point fg-att</b>	<b>32-110</b>	<b>50-144</b>
3-point FG pct	.291	.347
3-pt FG made per game	5.3	8.3
<b>Free throws-att</b>	<b>94-123</b>	<b>71-99</b>
Free throw pct	.764	.717
F-Throws made per game	15.7	11.8
<b>Rebounds</b>	<b>200</b>	<b>237</b>
Rebounds per game	33.3	39.5
Rebounding margin	-6.2	-
<b>Assists</b>	<b>75</b>	<b>90</b>
Assists per game	12.5	15.0
<b>Turnovers</b>	<b>78</b>	<b>82</b>
Turnovers per game	13.0	13.7
Turnover margin	+0.7	-
Assist/turnover ratio	1.0	1.1
<b>Steals</b>	<b>54</b>	<b>44</b>
Steals per game	9.0	7.3
<b>Blocks</b>	<b>25</b>	<b>31</b>
Blocks per game	4.2	5.2
<b>Winning streak</b>	<b>1</b>	<b>-</b>
Home win streak	2	-
<b>Attendance</b>	<b>37953</b>	<b>53409</b>
Home games-Avg/Game	2-18977	4-13352
Neutral site-Avg/Game	-	0-0

### Team Results

Date	Opponent		Score	Att.
12/02/2023	at Virginia	L	62-84	14637
12/30/2023	Pittsburgh	W	81-73	20642
01/02/2024	at Duke	L	66-86	9314
01/10/2024	Boston College	W	69-59	17311
01/13/2024	at North Carolina	L	67-103	21750
01/16/2024	at Pittsburgh	W	69-58	7708