



WAKE FOREST 2023-24 MEN'S BASKETBALL



GAME 14

WAKE FOREST DEMON DEACONS

10-3 | 2-0 ACC

Head Coach: Steve Forbes
Record at Wake Forest: 60-43; Fourth Season
Career Record: 358-147; 16th Season
Last Game: W, 84-78 at Boston College

VS

Miami Hurricanes

11-2 | 2-0 ACC

Head Coach: Jim Larranaga
Record at Miami: 266-151; 13th Season
Career Record: 736-485; 40th Season
Last Game: W, 95-82 vs Clemson

JAN. 6, 2023 - 2:15 P.M. - LJVM COLISEUM

TV - THE CW - TOM WERME AND MIKE GMINSKI

RADIO - WAKE FOREST SPORTS NETWORK FROM LEARFIELD - STAN COTTEN AND MARK 'DINGER' FREIDINGER



Quick Comparison		
81.5	PPG	85.5
.484	FG%	.509
.379	3FG%	.416
34.4	RPG	38.1



NEWS AND NOTES

As ACC play begins for 2023-24, the Deacs are off to a solid start with wins over Virginia Tech and Boston College, marking the first time Wake has started 2-0 in conference play since 2008-09. Wake Forest has had back-to-back seasons with double-digit ACC wins for the first time since the 1995-96 (12-4) and 1996-97 (11-5) seasons. The Deacs also had back-to-back 10-0 starts at home for the first time in program history during the 2021-22 and 2022-23 seasons. The Deacs are currently 8-0 at home this season. Since the start of the 2021-22 season, Wake Forest is 39-5 inside LJVM.

With the win over Presbyterian before the holiday, head coach Steve Forbes is 24-0 inside LJVM against non-conference opponents.

Mile Markers for Carr

Senior Andrew Carr has reached the 100 career blocks, 500 career rebounds and 1,000 career points milestones all within the first 12 games of this season. His 100th block came against Rutgers, his 500th rebound against Delaware State and his 1,000th point came this past weekend against Virginia Tech.

Winning Ways

The Demon Deacons enter the contest on an eight-game winning streak, the longest streak since 2008-09, when Wake won 16 in a row. The Deacs have a plus-150 point differential for an average margin of victory of 18.8 during that span.

Hot Hands

Offensively, Wake Forest is the only school in Division I to have four players averaging 14.5+ points per game with Sallis, Miller, Carr and Hildreth all adding over 14.5 a game.

Wake is fourth in the league and 39th in the country in field goal percentage, shooting 48.4 percent from the field as a team. They are fifth in the league in scoring margin, beating teams by an average of 12.85 points. Wake's 81.5 points per game is fifth in the league in scoring offense and their average of 8.3 made three's per game is fourth. As a team, the Deacs are shooting a .379 clip from 3-pt range, third-best in the ACC.

Defensively, the Deacs are 6th in the ACC in scoring defense, limiting teams to just 68 points per game on 42 percent from the field. Individually, Andrew Carr is 7th in the ACC in blocked shots, with 22 total and 1.69 per game.

Free Money

The Deacs are currently 4th in the country and second in the ACC in free throw percentage, shooting 80.16 percent from the line as a team. Miami is 3rd and first, respectively, shooting 80.18. Individually, Cameron Hildreth is 8th in the ACC, shooting 84.2 from the line.

THE OPPONENT

SERIES RECORD

• Miami leads the series 16-13 and 11-2 at the Watsco Center. Wake Forest holds the 10-2 advantage at LJVM. In the last meeting between the Hurricanes and the Deacs, Miami won, 74-72, in the quarterfinals of the ACC Tournament last spring.

MIAMI MOST RECENT STARTERS

#	Name	Pos.	Ht.	Wt.	Cl.
0	Matthew Cleveland	G	6-7	208	Jr.
4	Bensley Joseph	G	6-2	196	Jr.
7	Kyshawn George	G	6-8	205	Fr.
15	Norchad Omier	F	6-7	240	R-Jr.
24	Nigel Pack	G	6-0	185	R-Jr.

WAKE FOREST MOST RECENT STARTERS

#	Name	Pos.	Ht.	Wt.	Cl.	Min./G	Pts./G	Notes
0	Boopie Miller	G	6-0	185	R-So.	30.3	16.9	5th in ACC in assists, 9th in scoring
2	Cameron Hildreth	G	6-4	200	Jr.	34.0	15.8	8th in the ACC in FT percentage (84.2)
23	Hunter Sallis	G	6-5	185	Jr.	35.1	18.4	5th in ACC in scoring, leads league in minutes per game
11	Andrew Carr	F	6-10	225	Sr.	32.2	14.5	9th in the ACC in rebounding (7.62pg)
4	Efton Reid III	C	7-0	240	Jr.	24.3	9.0	Made first start of the season against Presbyterian

NOVEMBER

Oct. 29	Alabama (Exh.)	W, 88-80
6	Elon	W, 101-78
10	at Georgia	L, 80-77
16	Utah^	L, 77-70
17	Towson^	W, 71-61
19	LSU^	L, 86-80
24	Charleston Southern	W, 71-56
29	Florida	W, 82-71

DECEMBER

6	Rutgers	W, 76-57
9	NJIT	W, 83-59
18	Delaware State	W, 88-59
21	Presbyterian College	W, 91-68
30	Virginia Tech*	W, 86-63

JANUARY

2	at Boston College*	W, 84-78
6	Miami*	2:15 p.m.
9	at Florida State*	7 p.m.
13	Virginia*	2 p.m.
16	at NC State*	7 p.m.
20	Louisville*	TBA
22	at North Carolina*	7 p.m.
31	at Pitt*	7 p.m.

FEBRUARY

3	Syracuse*	7:45 p.m.
6	at Georgia Tech*	7 p.m.
10	NC State*	4 p.m.
12	at Duke*	7 p.m.
17	at Virginia*	12 p.m.
20	Pitt*	9 p.m.
24	Duke*	2/4 p.m.
27	at Notre Dame*	9 p.m.

MARCH

2	at Virginia Tech*	5:30 p.m.
5	Georgia Tech	9 p.m.
9	Clemson	6 p.m.

^ - Charleston Classic

+ - ACC/SEC Challenge

* - ACC Game

! - ACC Tournament

QUICK FACTS

TEAM STORYLINES

UNIVERSITY QUICK FACTS

Location	Winston-Salem, NC 27109
Founded	1834 in Wake Forest, NC
Enrollment	5,033 undergraduate
Affiliation	NCAA Division I
Conference	Atlantic Coast
Colors	Old Gold & Black
President	Dr. Susan R. Wente
Faculty Athletic Rep.	Dr. Peter Brubaker
Athletic Director	John Currie
Athletic Department Phone	(336) 758-4620
Ticket Office Phone	(888) 758-DEAC

ARENA INFORMATION

Arena	Lawrence Joel Veterans Memorial Coliseum
Capacity	14,665
Opened	1989-90
Record in Facility	379-129

PROGRAM HISTORY


Years of Basketball	116th
First Season of Basketball	1906
All-Time Head Coaches	23
All-Time Record	1,599-1,283
Winning Seasons	68
20+ Win Seasons	22
All-Time ACC Record	468-570
ACC Championships	4 (1961, '62, '95, '96)
Winning ACC Seasons	25
NCAA Tournament Appearances(Last)	23 (2017)
NCAA Tournament Record	28-23
NCAA Sweet 16's	10
NCAA Elite Eight	7
NCAA Final Four	1 (1962)
NIT Appearances (Last)	7 (2022)
NIT Record	12-6
NIT Championships	1 (2000)

COACHING STAFF

Head Coach	Steve Forbes
Alma Mater, Year	Southern Arkansas '88
Record at Wake Forest	50-40
Record Overall	348-145
Assistant Coach	Matt Woodley
Years at WFU/Alma Mater	4th/Drake '00
Assistant Coach	B.J. McKie
Years at WFU/Alma Mater	4th/South Carolina '99
Assistant Coach	Jason Shay
Years at WFU/Alma Mater	3rd/Iowa '95
Assistant Coach	Demetris Nichols
Years at WFU/Alma Mater	1st/Syracuse '07
Assistant Coach	Antanas Kavaliauskas
Years at WFU/Alma Mater	4th/Texas A&M '07
Dir. of Basketball Operations	Frank Davis
Years at WFU/Alma Mater	4th/Tennessee Tech '10
Director of Athletic Performance	Mike Starke
Director of Player Relations	Darnell Harris
General Manager	Mike Muse
Video Coordinator	Chris Forbes
Sports Medicine	Mark Armour
Equipment Manager	Tyler Shore
Basketball Office Phone	(336) 758-5622

TEAM INFORMATION

2022-23 Overall Record	19-14
Home / Away / Neutral	13-3/4-8/2-3
2022-23 ACC Record / Finish	10-10/9th
Overall Letterwinners Returning/Lost	6/2



KEY RETURNERS

Cameron Hildreth

THIS SEASON

13th in ACC in scoring (15.85 ppg) 11th in FG percentage (.515) 8th in FT percentage (.842) 5th in mpg (34.0) one of two players in the ACC to drop 33 points in a game (Elon 11/6) and make 13 FG in a game (Elon 11/6)

LAST SEASON

Ranked third on the team in points (12.2) and second on the team in rebounds (5.2), assists (2.9), steals (1.3) and minutes (31.7) last season and recorded his first career triple-double in the win against Hampton with 14 points, 11 rebounds and 10 assists.

Andrew Carr

THIS SEASON

7th in blocked shots (22 total, 1.69 pg) 8th in off. rebounds (2.46 pg) 9th in ACC in rebounding (7.62 pg) 10th in def. rebounds (5.15 pg) 15th in FT percentage (81.0)

LAST SEASON

Started all 33 games and finished fourth on the team with 10.8 points per game last season. Also led the team in rebounds per game (6.2), total blocks (31) and field-goal percentage (49.4, minimum 100 attempts).

Zach Keller

THIS SEASON

has started 8 of 13 games so far, averaging 15.4 mpg and pulling down three rebounds and adding three points per game

LAST SEASON

Started 6 games as a freshman, appearing in 17, and averaged 10.8 minutes

Damari Monsanto (missed last 5 games of the 2022-23 season; will likely return in January '24)

Led the Deacs with a 40.5 three-point field goal shooting percentage, which ranked second in the ACC.

His 87 three-pointers is the sixth-best mark in program history in just 27 games played. Additionally, his 3.22 threes per game led the ACC.

Knocked down eight triples for a career-high 28 points in the 81-64 victory at Notre Dame.

IMPACT FRESHMEN

Parker Friedrichsen | Shooting Guard | 6-3 | 195 lbs| Bixby High School | Bixby, Okla.

4-star prospect according to 247Sports and ESPN

No. 2 ranked player in the state of Oklahoma

Top 35 shooting guard nationally by Rivals, On3, 247sports and ESPN

Top 125 player nationally by Rivals, On3 and 247sports

Averaged 30.1 ppg, 10.2 rpg, 5.8 apg, 3.2 spg in his senior season at Bixby

Shot 84 percent from the free throw line and 40 percent from three-point range

Scored 2,149 career points at Bixby High school (all-time leading scorer) and 276 career three-pointers

Earned Oklahoma Coaches Association All-State honors his junior and senior seasons

Was the Frontier Valley Conference Player of the Year

Won State Farm High School 3-Point Contest at the Final Four

Marqus Mitrovic Marion | Forward | 6-8 | 210 lbs| BMS Herlev | Skovlunde, Denmark

3-star prospect, top player from Denmark and Top 50 power forward according to 247Sports

4-star prospect and Top 100 player according to On3

Has played in Denmark's top division for BMS Herlev since 2020

Made his debut on the Danish Men's National Team in a European Championship qualifier in February 2023

Was the Danish team's top scorer at the U18s FIBA Division B European Championship in the summer of 2022 with 16.1 points per game

Earned the Silver medal with the Danish U18 team at the 2022 European Championship

Earned the Silver medal with the U18 team at the 2022 Nordic Championship

Aaron Clark | Shooting Guard | 6-6 | 193 lbs| Brewster Academy | Easton, Penn.

4-star according to Rivals, 247sports, ESPN, and On3

Ranked 91 nationally by Rivals and 102 by On3

19th ranked shooting guard by Rivals

Team won the NEPSAC Class AAA Championship and advanced to the Elite 8 of the National Prep Championship in 2022

Made his national debut on the FIBA U-19 World Cup Team the summer of 2021 and averaged 14.4 points, 3.1 rebounds and 3.7 apg

TEAM STORYLINES

FORBES ERA RECORD WHEN...

SINCE NOV. 2020



PORTAL POWER

Hunter Sallis | Guard | 6-5 | 185 lbs| Gonzaga | Omaha, Neb.

THIS SEASON FOR WAKE

5th in ACC in scoring (18.4 ppg) 12th in 3-pt FG made (2.0 pg) 13th in FG percentage (.489) First in mpg (35.1)

AT GONZAGA

During his sophomore season, Hunter played in 37 games for the Zags and logged a career-high 619 minutes during the 2022-23 season.

The Omaha native dished out 50 total assists, including a career-high seven assists against Portland.

He increased his average points scored to 4.5 points per game, along with his average rebounds grabbed to 2.2 rebounds per game.

Ended the season shooting 46.6 percent from the field and 78.0 percent from the free throw line.

Out of high school, Sallis was named a McDonald's All-American as the sixth-ranked recruit in the 2021 Class on 247 Sports.

He finished his high school career with 1,819 points, the third-most in Class A history.

He was the first five-star basketball recruit in Nebraska history.

Boopie Miller | Guard | 6-0 | 175 lbs| Central Michigan | Chicago, Ill.

THIS SEASON FOR WAKE

5th in ACC in assists (4.3 pg) 7th in steals (1.62 pg) 9th in ACC in scoring (16.9 ppg) 12th in FT percentage (81.7) 12th in FG percentage (.491)

AT CENTRAL MICHIGAN

In his two-year career at Central Michigan, Miller played in 34 games with 32 starts, averaged 13.8 points, 4.7 assists, and 3.4 rebounds per game.

He averaged 33.2 minutes played per game, shot 43.4 percent (171-394) from the floor, 36.1 percent (35-97) from three-point range and 77.8 percent (91-117) on free throws.

At the beginning of the 2022-23 season, the Chicago native earned Preseason Second Team All-MAC honors.

He only played in four of 31 games due to injury, but averaged 18.5 points, 3.8 rebounds, and 5.3 assists per game.

As a freshman in 2021-22, Miller earned All-MAC Honorable Mention honors and was named to the MAC All-Freshman team.

In his first collegiate season, he led the Chippewas in scoring (13.1 points per game), assists (139), steals (34), and minutes per game (32.9).

Efton Reid | Center | 7-0 | 240 lbs| Gonzaga/LSU | Richmond, Va.

Received his second-time transfer waiver by the NCAA on Dec. 5 and has appeared in every game since, and started the past two against Presbyterian and Virginia Tech

During his sophomore season in 2022-23, Reid saw action in 25 games for the Zags.

Scored a season-high 16 points in 19 minutes against Eastern Oregon.

Shot 62.2 percent from the field this season, which was the third-highest percentage on the team.

Averaged 2.1 points and 1.1 rebounds in 4.6 minutes per game

Grabbed a season-high eight rebounds, including three offensive rebounds, in his first game with Gonzaga against North Florida in November.

Was a five-star recruit out of IMG

The No. 24 recruit nationally and the No. 3 rated center

He averaged 16 points and 11 rebounds as IMG put together a 25-0 regular season record

Prior to IMG, Reid played at Steward High in Richmond and averaged 19 points, 12 rebounds and two blocks as a junior, which earned him Division II first team all-state honors

Abramo Canka | Guard | 6-6 | 200 lbs | UCLA | Genoa, Italy

As a freshman last season, Canka appeared in 22 games for the Bruins.

He shot 44.4 percent from the field (12-for-27) and 50.0 percent from 3-point territory (5-for-10).

Early in the winter, Canka scored a season-high six points during a home victory against Pepperdine (Nov. 23), making both of his tries from three-point territory.

He also recorded five points in two other outings, happening against Norfolk State (Nov. 14) and Northwestern (March 18) in the NCAA Tournament.

Canka opened the New Year by totaling a season-high four rebounds in a win at Washington (Jan. 1).

A native of Genoa, Italy, Canka attended Istituto Paritario "G. Papi" and ITIS Biagio Pascal Roma in his home country during his prep career.

He went on to compete with the Italian National Team at various age levels, playing for Italy at the FIBA Under 20 European Championships during the 2022 summer.

Canka averaged 9.4 points, 2.1 rebounds and 1.4 assists in seven games while shooting 45.6 percent from the field.

Home.....	43-11
Road.....	11-25
Neutral.....	5-8
Ranked Opponent (either AP or Coaches).....	2-11
Unranked Opponent.....	57-31
Leads at halftime.....	46-12
Trails at halftime.....	10-32
Tied at halftime.....	2-0
Goes into overtime.....	4-4
Leads by 10 or more points.....	51-7
Trails by 10 or more points.....	6-36
Shoots 50% or better.....	26-7
Shoots less than 50%.....	16-10
Shoots less than 45%.....	13-12
Shoots less than 40%.....	5-16
Opponent shoots 50% or better.....	5-27
Opponent shoots less than 50%.....	9-9
Opponent shoots less than 45%.....	13-7
Opponent shoots less than 40%.....	29-2
Has higher FG% than opponent.....	48-5
Has lower FG% than opponent.....	11-39
Has same FG% as opponent.....	0-0
Outrebounded its opponent.....	38-17
Outrebounded by opponent.....	18-24
Has same rebounds as opponent.....	2-3
Has more off rebounds than opponent.....	24-22
Has fewer off rebounds than opponent.....	34-14
Has same off rebounds as opponent.....	1-8
Has fewer turnovers than opponent.....	32-11
Has more turnovers than opponent.....	21-30
Has same turnovers as opponent.....	6-3
Has fewer than 10 turnovers.....	11-10
Opponent has fewer than 10 turnovers.....	5-14
Shoots more FTs than opponent.....	42-13
Shoots fewer FTs than opponent.....	14-29
Shoots the same FTs as opponent.....	3-2
Game decided by 10 points or less or OT.....	17-13
Game decided by 5 points or less or OT.....	11-12
Scores <60 points.....	0-8
Scores 60-69 points.....	8-16
Scores 70-79 points.....	20-16
Scores 80-89 points.....	18-4
Scores 90+ points.....	16-0
Allows <60 points.....	14-0
Allows 60-69 points.....	17-3
Allows 70-79 points.....	27-23
Allows 80-89 points.....	1-13
Allows 90+ points.....	0-5
Wins the tip.....	36-20
Loses the tip.....	23-25
White uniforms.....	41-13
Black uniforms.....	14-29
Gold Uniforms.....	2-0

FORBES ERA FIRSTS

SINCE NOV. 2020

2021-22 season -

First Road ACC Wins at ...

Virginia since Feb. 6, 2010.

Georgia Tech since Feb. 22, 2004.

Florida State since Feb. 14, 2008.

With its wins at UVA and GT in back-to-back road contests, Wake Forest secured its first two-straight road win streak in league play since the 2008-09 season.

The Deacs won both their conference home and road opener for the first time since the 2008-09 campaign.

Wake Forest won three games in overtime (Oregon State, Northwestern, Syracuse) for the first time since winning five OT contests during the 2009-10 season.

With its 98-76 win over North Carolina inside Joel Coliseum on Jan. 22, Wake Forest won its second-straight home game over the Tar Heels for the first time since 2002 (90-66, 2/6/2002) and 2003 (75-60, 3/5/2003).

Additionally, the 22-point victory (98-76) over the Tar Heels in January marked Wake Forest's biggest win over UNC since Feb. 6, 2002.

Wake Forest's 98 points were the second-most points the program has ever scored against North Carolina, behind only the 1964-65 team's 107-85 victory (1/6/1965).

When the Deacs defeated Boston College on Jan. 24, Wake Forest clinched its first four-game winning streak in regular season ACC play since the 2009-10 season.

The Deacs' 30-point margin-of-victory (87-57) over the Eagles was the program's largest over Boston College and the largest over an ACC opponent since the team defeated NC State 88-58 on February 2, 2017.

Prior to setting multiple records in conference play, Wake Forest recorded its most non-conference wins since the 2013-14 season (10).

Wake Forest reached 20 overall wins for the first time since the 2009-10 season (20-11) and 10 conference wins since the 2008-09 season (11-5).

Additionally, the Demon Deacons became the first ACC team to reach 20 overall and 10 conference wins last season.

The Deacs' five ACC road wins last season were the most since 2004-05.

2022-23 season -

First win over Duke since Feb. 2020

With the win over Virginia Tech on Dec. 31, 2022, Wake Forest started 2023 an astounding 26-2 inside Joel Coliseum since the start of the 2021-22 season.

Wake Forest has now won 13-straight games inside Joel Coliseum, which is tied for the longest streak since the Deacs won 13 in a row from March 10, 2013 to Jan. 25, 2014.

The 80-72 win over Louisville Jan. 7 marked the first time Wake Forest has won a game inside the KFC Yum! Center.

The 87-77 win over No. 19 Clemson was the Demon Deacons' second win over a Top-25 team this season. It is the first such feat for the program since the 2013-14 campaign.

Wake Forest has now started 10-0 at home for the second season in a row, marking the first time Wake has had back-to-back 10-0 home starts in program history.

Wake Forest has defeated North Carolina in three consecutive home games for the first time since the 1960s.

Wake Forest advanced to the Quarterfinals of the ACC Tournament for the first time since 2009.



FORBES IN THE ACC

Boston College: 4-1
0-1 in ACC Tournament
Home: 1-1
Away: 3-0

North Carolina: 2-2
Home: 2-0
Away: 0-2

Clemson: 1-3
Home: 1-1
Away: 0-2

NC State: 2-4
Home: 1-2
Away: 1-2

Duke: 1-5
Home: 1-2
Away: 0-3

Notre Dame: 3-1
0-1 in ACC Tournament
Home: 1-0
Away: 2-1

Florida State: 3-1
Home: 2-0
Away: 1-1

Pitt: 2-2
Home: 2-0
Away: 0-2

Georgia Tech: 2-2
Home: 1-1
Away: 1-1

Syracuse: 2-2
1-0 in ACC Tournament
Home: 1-0
Away: 0-2


Louisville: 2-2
Home: 1-1
Away: 1-1

Virginia: 1-2
Home: 0-1
Away: 1-1


Miami: 1-3
0-1 in ACC Tournament
Home: 1-1
Away: 0-2

Virginia Tech: 3-2
Home: 3-1
Away: 1-1

2023-24 PHOTO ROSTER



KEVIN MILLER
R-So. / 6-0 / 175 / G
Chicago, Ill.
Victory Rock Prep
(Central Michigan) **0**



MARQUS MARION
Fr. / 6-8 / 210 / F
Skovlunde, Denmark
BMS Herlev **1**




CAMERON HILDRETH
Jr. / 6-4 / 195 / G
Worthing, England
Surry Scorchers
(Worthing Thunder) **2**



EFTON REID III
Jr. / 7-0 / 240 / F/C
Richmond, Va.
IMG Academy
(Gonzaga) **4**



ABRAMO CANKA
So. / 6-6 / 200 / G
Genoa, Italy
Istituto Paritario
(UCLA) **10**




ANDREW CARR
Sr. / 6-10 / 220 / F
Westchester, Pa.
West Chester East
(Delaware) **11**



AARON CLARK
Fr. / 6-6 / 195 / G
Easton, Pa.
Brewster Academy **13**




PARKER FRIEDRICHSEN
Fr. / 6-3 / 195 / G
Bixby, Okla.
Bixby High **20**




HUNTER SALLIS
Jr. / 6-5 / 185 / G
Omaha, Ne.
Millard North
(Gonzaga) **23**



ZACH KELLER
So. / 6-10 / 228 / F
Highlands Ranch, Colo.
Thunderridge **25**



DAMARI MONSANTO
R-Sr. / 6-6 / 225 / G
Pembroke Pines, Fla.
Western High School
(ETSU) **30**



JAO ITUKA
Jr. / 6-1 / 196 / G
Gaithersburg, Md.
Gaithersburg
(Marist) **31**



MATTHEW MARSH
Jr. / 7-1 / 250 / C
Cornwall, England
Asvel Lyon-Villeurbanne
(FC Barcelona) **33**




RJ KENNAH
Jr. / 6-5 / 195 / G
Parker, Colo.
Kent Denver High School **40**



VINCENT RICCHIUTI
Fr. / 6-6 / 195 / F
San Diego, Calif.
St. Augustine High School **45**



KEVIN DUNN
Jr. / 6-2 / 205 / G
Winston-Salem, N.C.
Choate Rosemary Hall **51**



WILL UNDERWOOD
Fr. / 6-3 / 180 / G
Mahtomedi, Minn.
Mahtomedi High School **52**



OWEN KMETY
So. / 6-6 / 180 / F
Chicago, Ill.
La Lumiere High School **55**



STEVE FORBES
Head Coach
4th Season
Southern Arkansas '88



BJ MCKIE
Assistant Coach
4th Season
South Carolina '99



MATT WOODLEY
Assistant Coach
4th Season
Drake '00



JASON SHAY
Assistant Coach
2nd Season
Iowa '95



DEMETRIS NICHOLS
Assistant Coach
1st Season
Syracuse '07



ANTANAS KAVALIAUSKAS
Assistant Coach
1st Season
Texas A&M '07

2023-24 ROSTER & BREAKDOWN

ROSTER BREAKDOWN

BY CLASS

Seniors (2)

Andrew Carr
Damari Monsanto

Juniors (7)

Cameron Hildreth
Matthew Marsh
Jao Ituka
Hunter Sallis
Efton Reid
Kevin Dunn
Rj Kennah

Sophomores (4)

Zach Keller
Boopie Miller
Abramo Canka
Owen Kmety

Freshmen (5)

Marqus Marion
Aaron Clark
Parker Friedrichsen
Vincent Ricchiuti
Will Underwood

BY STATE/COUNTRY

Virginia (1)

Efton Reid

Oklahoma (1)

Parker Friedrichsen

North Carolina (1)

Kevin Dunn

England (2)

Cameron Hildreth
Matthew Marsh

Colorado (2)

Zach Keller
Rj Kennah

Nebraska (1)

Hunter Sallis

Pennsylvania (2)

Andrew Carr
Aaron Clark

Minnesota (1)

Will Underwood

Illinois (2)

Owen Kmety
Boopie Miller

Italy (1)

Abramo Canka

Denmark (1)

Marqus Marion

Florida (1)

Damari Monsanto

Maryland (1)

Jao Ituka

California (1)

Vincent Ricchiuti

NUMERICAL ROSTER

No.	Name	Pos.	Ht.	Wt.	Yr.	Hometown	Previous School
0	Boopie Miller	G	6-0	175	R-So.	Chicago, Illinois	Central Michigan
1	Marqus Marion	F	6-8	210	Fr.	Skovlunde, Denmark	
2	Cameron Hildreth	G	6-4	195	Jr.	Worthing, England	
4	Efton Reid	C	7-0	240	Jr.	Richmond, Virginia	Gonzaga
10	Abramo Canka	G	6-6	200	So.	Genoa, Italy	UCLA
11	Andrew Carr	F	6-10	225	Sr.	Westchester, Pa.	Delaware
13	Aaron Clark	G	6-6	195	Fr.	Easton, Pa.	
20	Parker Friedrichsen	G	6-3	195	Fr.	Bixby, Okla.	
23	Hunter Sallis	G	6-5	185	Jr.	Omaha, Neb.	Gonzaga
25	Zach Keller	F	6-10	225	So.	Highlands, Ranch, Co.	
30	Damari Monsanto	G	6-6	225	R-Sr.	Pembroke Pines, Fla.	ETSU
31	Jao Ituka	G	6-1	200	Jr.	Gaithersburg, Md.	Marist
33	Matthew Marsh	C	7-1	250	Jr.	Cornwall, England	
40	Rj Kennah	G	6-5	195	Jr.	Parker, Co.	
45	Vincent Ricchiuti	F	6-6	195	Fr.	San Diego, Calif.	
51	Kevin Dunn	G	6-2	200	Jr.	Winston-Salem, N.C.	
52	Will Underwood	G	6-3	180	Fr.	Mahtomedi, Minn.	
55	Owen Kmety	F	6-6	180	So.	Chicago, Ill.	

ALPHABETICAL ROSTER

No.	Name	Pos.	Ht.	Wt.	Yr.	Hometown	Previous School
10	Abramo Canka	G	6-6	200	So.	Genoa, Italy	UCLA
11	Andrew Carr	F	6-10	225	Sr.	Westchester, Pa.	Delaware
13	Aaron Clark	G	6-6	195	Fr.	Easton, Pa.	
51	Kevin Dunn	G	6-2	200	Jr.	Winston-Salem, N.C.	
20	Parker Friedrichsen	G	6-3	195	Fr.	Bixby, Okla.	
2	Cameron Hildreth	G	6-4	195	Jr.	Worthing, England	
31	Jao Ituka	G	6-1	200	Jr.	Gaithersburg, Md.	Marist
25	Zach Keller	F	6-10	225	So.	Highlands, Ranch, Co.	
40	Rj Kennah	G	6-5	195	Jr.	Parker, Co.	
55	Owen Kmety	F	6-6	180	So.	Chicago, Ill.	
1	Marqus Marion	F	6-8	210	Fr.	Skovlunde, Denmark	
33	Matthew Marsh	C	7-1	250	Jr.	Cornwall, England	
0	Boopie Miller	G	6-0	175	R-So.	Chicago, Illinois	Central Michigan
30	Damari Monsanto	G	6-6	225	R-Sr.	Pembroke Pines, Fla.	ETSU
4	Efton Reid	C	7-0	240	Jr.	Richmond, Virginia	Gonzaga
45	Vincent Ricchiuti	F	6-6	195	Fr.	San Diego, Calif.	
23	Hunter Sallis	G	6-5	185	Jr.	Omaha, Neb.	Gonzaga
52	Will Underwood	G	6-3	180	Fr.	Mahtomedi, Minn.	

COACHING & SUPPORT STAFF

Head Coach	Steve Forbes	4th Season/Southern Arkansas '88
Assistant Coach	B.J. McKie	4th Season/South Carolina '99
Assistant Coach	Jason Shay	3rd Season/Iowa '95
Assistant Coach	Matt Woodley	4th Season/Drake '00
Assistant Coach	Demetris Nichols	1st Season/Syracuse '07
Assistant Coach	Antanas Kavaliauskas	4th Season/Texas A&M '07
Director of Basketball Operations	Frank Davis	4th Season/Tennessee Tech '10
General Manager	Mike Muse	2nd Season/App State '85
Director of Sports Performance	Mike Starke	4th Season/Concordia College '13
Director of Player Relations	Darnell Harris	1st Season/Middle Tennessee '16
Video Coordinator	Chris Forbes	4th Season/East Tennessee St. '18
Student Athlete Services	Jane Caldwell	26th Season/UNC Greensboro
Sports Medicine	Mark Armour	3rd Season/Southeastern Louisiana '07
Equipment	Tyler Shore	4th Season/Western Carolina '08
Communications	Lucy Berres	4th Season/Illinois State '16

PRONUNCIATION GUIDE

Jao Ituka	Jow EE-too-Kuh
Damari Monsanto	Mon-san-toe
Hunter Sallis	Sal-iss
Marqus Marion	Marcus
Parker Friedrichsen	Fred-Rick-Sen
Abramo Canka	Zahn-Kah

THE LAST TIME WAKE FOREST...

WAKE INDIVIDUALS...

- Scored 30 points: Cameron Hildreth (33) vs. Elon (11/6/23)
- Scored 35 points: Tyree Appleby (35) vs. North Carolina (2/7/23)
- Scored 40 points: Randolph Childress (40), vs. Duke (3/10/95) ACCT
- Two players with 20 points: Andrew Carr (21) & Hunter Sallis (20) vs. Presbyterian (12/21/23)
- Two players with 25 points: Davien Williamson (27) & Isaiah Mucius (27) at N. Carolina (1/20/21)
- Three players with 20 points: Cameron Hildreth (23), Andrew Carr (22) & Damari Monsanto (22), vs. Florida State (1/11/23)
- 20-point game off the bench: Damari Monsanto (22), at Rutgers (12/17/22)
- A player with back-to-back 30-point games: Alondes Williams, 36 vs. VMI (12/14/21); 34 vs. Charlotte (12/17/21)
- One player scored in double figures: at Virginia Tech (2/27/21)
- No players scored in double figures: at Georgia Tech (1/19/11)
- Five players scored in double figures: vs. Virginia Tech (12/30/23)
- All five starters scored in double figures: vs. Virginia Tech (12/30/23)
- Six players scored in double figures: at Miami (2/18/23)
- Had 15 rebounds: Alondes Williams (15) vs. USC Upstate (12/11/21)
- Had 20 rebounds: Devin Thomas (21) at NC State (2/13/16)
- Had 25 rebounds: Dickie Hemric (36) vs. Clemson (2/4/55)
- Two players with 10 rebounds: Andrew Carr (11) & Cameron Hildreth (10) vs. Clemson (1/17/23)
- Two players with 15 rebounds: Devin Thomas (17) and Dinos Mitoglou (16) vs. UMBC (11/13/15)
- Double-Double: Efton Reid III (13 points, 14 rebounds) at Boston College (1/2/24)
- Two players had a double-double: Bobi Klintman (17 pts, 11 rebounds) and Tyree Appleby (15 pts, 12 asts) vs. Syracuse (3/8/23)
- Three players had a double-double: Al-Farouq Aminu (13 pts, 12 rebs), James Johnson (14 pts, 14 rebs) & L.D. Williams (15 pts, 10 rebs) vs. Baylor (11/30/08)
- Double-Double with points and assists: Tyree Appleby (15 pts, 12 assists) vs. Syracuse (3/8/23)
- Four Double-Doubles in a row: Doral Moore (4 games), Feb. 7-17, 2018
- Triple-Double: Cameron Hildreth (14 points, 11 rebounds, 10 assists) vs. Hampton (11/26/22)
- 20 points and 20 rebounds: Eric Williams (22 pts, 20 rebs) at Clemson (1/11/06)
- 10 assists: Tyree Appleby (12) vs. Syracuse (3/8/23)
- 5 Blocked Shots: Efton Reid (5), vs. Presbyterian (12/21/23)
- 5 Steals: Tyree Appleby (5) vs. Clemson (1/17/23)
- Led WF in Points, Rebounds and Assists: Tyree Appleby, vs. North Carolina (2/7/23)
- Led WF in Points, Rebounds, Assists, Steals and Blocks: Jake LaRavia vs. Boston College (3/10/22)ACCT
- Hit a last second shot to win a game (1.0 or later): Davien Williamson, vs. Syracuse (3/8/23), hit three with 0.5 seconds left in regulation in to win 77-74
- Played the entire game: Cameron Hildreth, vs. Florida (11/29/23)
- Played 40 or more minutes: Cameron Hildreth, 40 vs. Florida (11/29/23)

WAKE TEAM...

- Won in Overtime: Nov. 15, 2022, Won 68-65 in OT vs. Utah Valley
- Lost in Overtime: Nov. 19, 2023, Lost 80-86 in OT vs. LSU
- Played Two Overtimes: Feb. 25, 2020, Won 113-101 in 2OT vs. Duke
- Played Three Overtimes: Dec. 20, 2003, Won 119-114 in 3OT at North Carolina
- Shot 70 percent for a Half: 77.0% (21-27), vs. South Carolina State (11/23/22), 2nd half
- Shot 60 percent in a Game: 67.9% (36-53) vs. South Carolina State (11/23/22)
- Shot less than 30 percent in a Game: 27.3% (15-55), at Virginia Tech (2/27/21)
- Shot 90 percent from the free throw line: 92.3% (12-13) at Boston College (1/2/24)
- Shot 50 percent from 3-point line: 57.1% (8-14) vs. Presbyterian (12/21/23)
- Shot less than 30 percent in a half: 29.0% (9-31) vs. Notre Dame (2/25/23) 2nd half
- Shot less than 20 percent in a half: 19.0% (4-21), at Georgia Tech (1/19/11)
- Shot 55 percent or better and lost: 55.2% (32-58) at Miami (2/18/23)
- Attempted 50 Fts: 50, vs. Duke (2/25/20)
- Made 30 Fts: 33 (of 42), vs. North Carolina (2/7/23)
- Made 10+ 3-pt FGs: 10, at Boston College (1/2/24)
- Failed to make a 3-pt FG: at NC State (2/20/10)
- Had 50 rebounds: 53, vs. Florida State (1/4/22)
- Had 25 assists: 28, at East Carolina (12/22/08)
- Had 15+ steals: 20, vs. Delaware State (11/25/20)
- Had 10 blocks: 10, at Charlotte (11/17/19)
- Scored 50 pts in a half: 51, vs. Presbyterian (12/21/23), 2nd half
- Scored 60 pts in a half: 60, vs. NC State (3/2/22), 2nd half
- Scored 100 pts (ACC): 101, vs. NC State (3/2/22)
- Scored 100 pts (non-conf): 101, vs. Elon (11/6/23)
- Scored under 20 pts in 1st half: 15, Clemson (2/24/21)
- Scored under 20 pts in 2nd half: 19, at Clemson (2/3/19)
- Scored under 50 pts in a game: 46, at Virginia Tech (2/27/21)
- Never trailed: vs. Florida State (12/30/23)

THE LAST TIME AN OPPONENT...

OPPONENT INDIVIDUALS...

- Scored 30 points: Branden Carlson (31), vs. Utah (11/16/23)
- Scored 35 points: KJ Williams (35), vs. LSU (12/10/22)
- Scored 40 points: J.R. Reynolds (40), at Virginia (1/21/07)
- Two players with 20 points: Jarkel Joiner (29) and D.J. Burns, Jr. (21), at NC State (2/22/23)
- Two players with 25 points: Cole Anthony (28) and Garrison Brooks (25), at North Carolina (3/3/20)
- Three players with 20 points: Martin Geben (22), Matt Farrell (21) & TJ Gibbs (20), Notre Dame (2/24/18)
- 20-point game off the bench: Chance Stephens (23), vs. Loyola Marymount (11/20/22)
- One player scored in double figures: vs. La Salle (11/18/22)
- No players scored in double figures: at Richmond (12/22/05)
- Five players scored in double figures: at Georgia (11/10/23)
- All five starters scored in double figures: at Georgia (11/10/23)
- Six players scored in double figures: vs. South Carolina State (11/23/22)
- Had 15 rebounds: Jesse Edwards (20), at Syracuse (3/4/23)
- Had 20 rebounds: Jesse Edwards (20), at Syracuse (3/4/23)
- Had 25 rebounds: Len Elmore (26), at Maryland (2/27/74)
- Two players with 10 rebounds: Benny Williams (11) & Jesse Edwards (10), vs. Syracuse (3/8/23)
- Double-Double: Taje' Kelly (12 pts, 11 rebs), vs. Charleston Southern (11/24/23)
- Two players had a double-double: Jesse Edwards (12 pts, 10 rebs) & Benny Williams (18 pts, 11 rebs), vs. Syracuse (3/8/23)
- Three players had a double-double: Raymond Felton (22 pts, 11 assts), Sean May (15 pts, 11 rebs) & Jawad Williams (17 pts, 12 rebs), at North Carolina (12/20/03)
- Double-Double with points and assists: Prentiss Hubb (10 pts, 10 assts), at Notre Dame (2/2/21)
- Triple-Double: Tu Holloway (14 pts, 10 rebs, 14 assts), at Xavier (12/18/10)
- 20 points and 20 rebounds: Jesse Edwards (27 pts, 20 rebs), at Syracuse (3/4/23)
- 10 assists: Prentiss Hubb (10), at Notre Dame (2/2/21)
- 5 Blocked Shots: Branden Carlson (5), vs. Utah (11/16/23)
- 5 Steals: Benny Williams (5), vs. Syracuse (3/8/23)
- Led Opponent in Points, Rebounds and Assists: Jahmir Young vs. Charlotte (12/17/21)
- Hit a last second shot to win a game: Mark Williams, at Duke (2/15/22), put back dunk with 0.4 seconds left to win 76-74

OPPONENT TEAM...

- Shot 70 percent for a Half: 70.0% (14-20), at Clemson (12/2/22)
- Shot 60 percent in a Game: 61.5 (32-52), at Miami (1/1/22)
- Shot less than 30 percent in a Game: 24.2 (15-62), vs. Florida State (1/4/22)
- Shot 90 percent from the free throw line: 100% (7-7), vs. NJIT (12/9/23)
- Shot 50 percent from 3-point line: 58.8 (10-17), vs. Syracuse (3/8/23)
- Shot less than 30 percent in a half: 29.0% (9-31) vs. Rutgers (12/6/23), 2nd half
- Shot less than 20 percent in a half: 16.7% (4-24), Pitt (2/22/17), 2nd half
- Shot 55 percent or better and lost: 60.0% (24-40), Richmond (12/22/06)
- Attempted 50 Fts: 50, Boston College (2/8/06)
- Made 30 Fts: 31 (of 34), Duke (2/25/20)
- Made 10 3-pt FGs: 10, vs. Elon (11/6/23)
- Failed to make a 3-pt FG: Virginia (1/31/04)
- Had 50 rebounds: 50, North Carolina (2/7/23)
- Had 25 assists: 27, at Maryland (2/5/11)
- Had 15 steals: 15, at Florida State (2/5/22)
- Had 10 blocks: 11, vs. NC State (1/28/23)
- Scored 50 pts in a half: 55, vs. Elon (11/6/23), 1st half
- Scored 60 pts in a half: 60, North Carolina (2/7/23), 2nd half
- Scored 70 pts in a half: 74, at NC State (3/5/83), 2nd half
- Scored 100 pts (ACC): 101, Duke (2/25/20)
- Scored 100 pts (non-conf): 111, West Virginia (3/19/05) NCAA
- Scored under 20 pts in 1st half: 18, vs USC Upstate (12/11/21)
- Scored under 20 pts in 2nd half: 17, at East Carolina (12/22/08)
- Scored under 50 pts in a game: 44, Clemson (2/1/20)

BY THE NUMBERS

- 8** The Demon Deacons enter the contest on an eight-game winning streak, the longest streak since 2008-09. Over the eight-game stretch, the Deacs have a plus-150 point differential for an average margin of victory of 18.8 during that span. Additionally, the Deacs have opened ACC play 2-0 for the first time since the 2008-09 season.
- 80.2** Over the first 13 games of the season, Wake Forest has shot 206-of-257 (80.2 percent) from the free throw line, which ranks fourth in the nation and second in the ACC. The Deacs have recorded four games of shooting above 90 percent from the charity stripe, including the last three outings. In ACC play, the Deacs are 31-for-34 (91.2 percent), the highest mark in the conference.
- 39** Since the start of the 2021-22 season, the Demon Deacons have accumulated 39 wins inside LJV Coliseum to just five losses. The Deacs were the first ACC team to reach that mark across the two seasons. During that span, Wake Forest went on a 15-game home winning streak, which was the longest for the program since 2004-05 and 2005-06 seasons. The Deacs are 8-0 at home this campaign.
- 85.0** Since the start of ACC play, the Demon Deacons are leading the conference in points per game (85.0) and margin of victory (14.5). Wake Forest is also just one of just four ACC schools to open conference play 2-0 along with Miami, North Carolina and NC State.
- 70.9** Coach Forbes holds a career win percentage of 70.9 in 16 seasons as a head coach, including a 190-86 mark at the Division I level. Seven of his eight seasons as a Division I coach have been winning seasons.

ON THIS DAY...

JAN. **6**

THE RECORD: 11-10

THE STREAK: L3

LAST TIME:
L, 61-70, Virginia, 2021

TOTAL GAMES

Year	Score	Opponent	Place
1934	L, 29-38	Duke	Durham, N.C.
1950	W, 57-52	South Carolina	Wake Forest, N.C.
1962	W, 81-54	Clemson	Winston-Salem, N.C.
1964	L, 58-66	Furman	Greenville, S.C.
1965	W, 107-85	North Carolina	Winston-Salem, N.C.
1968	W, 92-60	VMI	Winston-Salem, N.C.
1971	L, 67-68	Duke	Durham, N.C.
1973	W, 83-80	Duke	Winston-Salem, N.C.
1979	W, 66-60	Maryland	College Park, Md.
1982	W, 86-43	Johns Hopkins	Winston-Salem, N.C.
1986	L, 64-91	Clemson	Clemson, S.C.
1990	L, 79-91	Georgia Tech	Winston-Salem, N.C.
1991	L, 91-101	Georgia Tech	Atlanta, Ga.
1992	W, 74-45	Samford	Winston-Salem, N.C.
1996	W, 75-73 (OT)	Florida State	Tallahassee, Fla.
2001	L, 69-70	North Carolina	Chapel Hill, N.C.
2004	W, 86-47	Brown	Winston-Salem, N.C.
2007	W, 59-58	Miami	Coral Gables, Fla.
2016	L, 75-91	Duke	Winston-Salem, N.C.
2018	L, 71-77	Boston College	Chestnut Hill, Mass.
2021	L, 61-70	Virginia	Charlottesville, Va.

2023-24 ACC STANDINGS AS OF JAN. 4

SCHOOL	ACC RECORD	OVERALL RECORD	STREAK
Miami	2-0	11-2	W4
Wake Forest	2-0	10-3	W8
NC State	2-0	10-3	W3
North Carolina	2-0	10-3	W3
Virginia	2-1	11-3	W1
Clemson	1-1	11-2	L1
Duke	1-1	10-3	W5
Virginia Tech	1-1	9-4	L1
Georgia Tech	1-1	8-5	L2
Florida State	1-1	7-6	W1
Syracuse	1-2	10-4	L1
Notre Dame	1-2	6-8	L1
Boston College	0-2	9-4	L1
Pitt	0-3	9-5	L2
Louisville	0-2	5-8	L2

NATIONAL RANKINGS

AS OF JAN. 2

ASSOCIATED PRESS

1	Purdue (49)	12-1	1561
2	Kansas (5)	12-1	1497
3	Houston (9)	13-0	1477
4	UConn	11-2	1302
5	Tennessee	9-3	1234
6	Kentucky	10-2	1196
7	Marquette	11-3	1137
8	North Carolina	9-3	1088
9	Illinois	10-2	980
10	Arizona	10-3	975
11	Oklahoma	12-1	898
12	BYU	12-1	723
13	Colorado State	12-1	694
14	Duke	9-3	662
15	Memphis	11-2	631
16	Clemson	11-1	630
17	Florida Atlantic	10-3	603
18	Baylor	10-2	589
19	James Madison	13-0	469
20	Texas	10-2	374
21	Wisconsin	9-3	355
22	Ole Miss	13-0	329
23	Providence	11-2	198
24	Gonzaga	9-4	173
25	Auburn	10-2	168

Receiving votes: San Diego State 113; Creighton 106; Colorado 86; Utah 82; Miami (FL) 41; Iowa State 22; Michigan State 15; Nevada 13; Texas A&M 13; Ohio State 8; New Mexico 6; Dayton 5; Grand Canyon 5; Mississippi State 4; South Carolina 4; Villanova 3; Northwestern 3; Alabama 3

SEASON RECORDS

Season Scoring Leaders

Rk.	Player	Points	Year
1.	Len Chappell	932	1961-62
2.	Dickie Hemric	746	1954-55
3.	Len Chappell	745	1960-61
4.	Charlie Davis	690	1970-71
5.	Dickie Hemric	680	1953-54
6.	Charlie Davis	664	1969-70
7.	Alondes Williams	649	2021-22
8.	Tim Duncan	645	1996-97
	Bob Leonard	645	1964-65
10.	Randolph Childress	644	1994-95
11.	Rodney Rogers	636	1992-93
12.	John Collins	632	2016-17

Season Rebound Leaders

Rk.	Player	Rebounds	Year
1.	Dickie Hemric	515	1954-55
2.	Len Chappell	470	1961-62
3.	Tim Duncan	457	1996-97
4.	Dickie Hemric	447	1951-52
5.	Dickie Hemric	424	1953-54
6.	Dickie Hemric	416	1952-33
7.	Tim Duncan	401	1994-95
8.	Tim Duncan	395	1995-96
9.	Len Chappell	393	1960-61
10.	Ronny Watts	352	1964-65

USA TODAY COACHES

1	Purdue (23)	12-1	789
2	Kansas (1)	12-1	758
3	Houston (8)	13-0	757
4	UConn	11-2	674
5	Tennessee	9-3	642
6	Kentucky	10-2	594
7	Marquette	11-3	580
8	Illinois	10-2	527
9	North Carolina	9-3	501
10	Arizona	10-3	495
11	Oklahoma	12-1	426
12	BYU	12-1	421
13	Duke	9-3	378
14	Colorado State	12-1	359
15	Memphis	11-2	342
16	Clemson	11-1	338
17	Florida Atlantic	10-3	273
18	Baylor	10-2	265
19	Ole Miss	13-0	198
20	James Madison	13-0	193
21	Wisconsin	9-3	172
22	Texas	11-2	167
23	Providence	11-2	130
24	Auburn	10-2	92
25	Gonzaga	9-4	72

Receiving Votes: Creighton 45; San Diego State 37; Michigan State 26; Utah 25; Colorado 24; Ohio State 19; Iowa State 19; Nevada 15; TCU 14; Grand Canyon 9; Miami (FL) 8; Villanova 5; New Mexico 5; Princeton 2; Nebraska 2; Texas A&M 1; Indiana State 1

GAME-BY-GAME STARTERS

Game	GUARD	GUARD	GUARD	FORWARD	FORWARD	6TH	FIRST POINTS
Elon	Miller	Hildreth	Sallis	Carr	Marsh	Friedrichsen	Miller
Georgia	Miller	Hildreth	Sallis	Carr	Marsh	Marion	Carr
Utah	Miller	Hildreth	Sallis	Carr	Keller	Marion	Sallis
Towson	Miller	Hildreth	Sallis	Carr	Keller	Marion	Sallis
LSU	Miller	Hildreth	Sallis	Carr	Keller	Marion	Carr
Charleston Southern	Miller	Hildreth	Sallis	Carr	Keller	Marion	Keller
Florida	Miller	Hildreth	Sallis	Carr	Keller	Friedrichsen	Sallis
Rutgers	Miller	Hildreth	Sallis	Carr	Keller	Reid	Keller
NJIT	Miller	Hildreth	Sallis	Carr	Keller	Reid	Sallis
Delaware State	Miller	Hildreth	Sallis	Carr	Keller	Reid	Miller
Presbyterian	Miller	Hildreth	Sallis	Carr	Reid	Friedrichsen	Carr
Virginia Tech	Miller	Hildreth	Sallis	Carr	Reid	Keller	Reid
Boston College	Miller	Hildreth	Sallis	Carr	Reid	Keller	Reid

GAME-BY-GAME LEADERS

Game	Points	Rebounds	Assists
Elon	33 (Hildreth)	9 (Carr)	5 (Hildreth)
Georgia	22 (Miller)	8 (Carr/Marion)	7 (Miller)
Utah	20 (Sallis)	6 (Friedrichsen)	3 (Miller)
Towson	25 (Miller)	8 (Carr)	3 (Miller/Sallis)
LSU	22 (Sallis)	9 (Carr/Hildreth)	8 (Miller)
Charleston Southern	21 (Hildreth)	10 (Carr)	3 (Miller/Hildreth)
Florida	24 (Sallis)	6 (Carr/Hildreth)	4 (Hildreth/Sallis)
Rutgers	23 (Miller)	14 (Reid)	6 (Hildreth)
NJIT	15 (Miller)	6 (Hildreth/Keller)	6 (Miller)
Delaware State	19 (Sallis)	11 (Carr)	5 (Miller)
Presbyterian	21 (Carr)	9 (Carr)	7 (Miller)
Virginia Tech	20 (Sallis)	9 (Sallis)	2 (multiple)
Boston College	21 (Sallis)	14 (Reid)	7 (Miller)

MEDIA INFORMATION

Media Credentials: Please direct your media to email Milita Godette on the Wake Forest Communications staff (godettem@wfu.edu) to request game credentials and parking. You may also submit your media list to Lucy Berres along with the team credential list if you prefer.

NBA Scouts: Please request your ticket and parking needs on a game-by-game basis using this form.

Game Notes: Email Lucy a PDF of your game notes. We will make limited copies for TV crews.

Parking: Media parking is located in the Pepsi lot outside the West Lobby. You will receive a digital parking pass via email prior to the game. Visiting team personnel parking can be made available in the Operations lot directly behind LJVM if necessary.

Media Will Call / Entrance: Media members must pick up credentials and enter the arena at the West Lobby Will Call window. Media Will Call opens two hours prior to the scheduled start time.

Media Seating: Media seating at LJVM is located in section 113/114 behind the home team basket. Seats will not be assigned in the media seating area. Power and wifi will be provided.

Photo/Video Locations: Photo/Video locations are located on the baseline opposite the team benches (closest to courtside seating sideline) with limited space available on the bench-side of the basket. The LED tables on the benchside of the baseline CANNOT be blocked during the game. There will be assigned spots for photo/video on the baselines; the seating chart will be posted in the media work room prior to the game.

Photographers and videographers may set up workstations in the media work room that is through the Wake Forest tunnel and down the hall on the left side across from the visiting team locker room.

Visiting Radio: The visiting team receives three seats for its radio crew at the scorer's table next to the visiting team bench. There is a fourth seat at the radio location that can be used by an SID or administrator.

TV Announcer Location: Courtside across from the scorer's table.

Team Scorebook: We can provide one seat at center court for the visiting team scorer next to our public address announcer and official scorer if needed. Please let Lucy know ahead of time if this seat will be used or not.

SID Seat Location: If the SID does not keep the visiting team scorebook, the SID will be seated at the visiting radio's location.

PA Announcer: Joe Cristy; **Official Scorer:** Ryan Pegarsch; **Official Stats:** Gray Aust, Cameron Goodman, Lori Hall.

Official Stats: Wake Forest uses NCAA LiveStats.

The official stats crew is located at the scorer's table two seats down from the official scorer. Stat sheets (maximum of 6) can be picked up by the visiting team at each media timeout. Managers or SIDs may pick up a couple box scores at halftime and/or after the game if requested. Otherwise, we will deliver 10 copies of the final stat books to both locker rooms after the game.

Live game stats are available at wakeforest.statbroadcast.com.

Postgame Interviews: Wake Forest will continue in-person postgame interviews for head coach Steve Forbes and players in the press room. Visiting teams will have the option to do an in-person interview in the press room or utilize the hallway outside their locker room.

Our standard format for postgame pressers will be visiting coach/players, Wake Forest head coach Steve Forbes then Wake Forest players. Visiting team SIDs are asked to moderate your own press conference unless you request that we provide someone to coordinate that. The amount of players you bring to the press conference will be at your discretion. The table seats a maximum of three people.

Meals: A pregame meal voucher will be provided to credentialed media and school officials in the press room and can be redeemed at Concessions. Media members are asked to eat in the media workroom.

Internet Access: Visiting team personnel and media can connect to the Wake Forest media wireless network with the login provided in the media workroom. A member of the Wake Forest IT department will also be on hand on game day to assist with any connectivity issues.

2023-24 TEAM GAME-BY-GAME

Opponent	Date	Score	W	Total		3-Pointers		Free throws		Rebounds										
				FG-FGA	PCT	3FG-3FGA	PCT	FT-FTA	PCT	OFF	DEF	TOT	AVG	PF	A	TO	BLK	STL	PTS	AVG
Elon	11/06/2023	101-78	W	37-65	.569	8-26	.308	19-21	.905	9	28	37	37.0	14	10	11	6	5	101	101.0
at Georgia	11/10/2023	77-80	L	25-64	.391	11-30	.367	16-18	.889	13	28	41	39.0	18	14	13	4	3	77	89.0
vs Utah	11/16/2023	70-77	L	28-60	.467	10-26	.385	4-6	.667	6	21	27	35.0	15	11	9	4	5	70	82.7
vs Towson	11/17/2023	71-61	W	26-53	.491	8-20	.400	11-17	.647	7	19	26	32.8	12	8	5	5	7	71	79.8
vs LSU	11/19/2023	80-86	Lot	28-60	.467	8-23	.348	16-20	.800	9	30	39	34.0	19	15	18	8	6	80	79.8
Charleston So.	11/24/2023	71-56	W	21-48	.438	5-14	.357	24-27	.889	6	26	32	33.7	15	9	9	3	9	71	78.3
Florida	11/29/2023	82-71	W	28-57	.491	6-16	.375	20-29	.690	6	28	34	33.7	17	12	13	3	8	82	78.9
Rutgers	12/06/2023	76-57	W	27-63	.429	8-26	.308	14-19	.737	15	27	42	34.8	9	16	10	5	5	76	78.5
NJIT	12/09/2023	83-59	W	32-57	.561	9-21	.429	10-16	.625	6	27	33	34.6	11	13	10	1	7	83	79.0
Delaware St.	12/18/2023	88-59	W	29-61	.475	10-29	.345	20-27	.741	12	24	36	34.7	12	15	10	6	8	88	79.9
Presbyterian	12/21/2023	91-68	W	31-56	.554	8-14	.571	21-23	.913	6	22	28	34.1	16	13	9	9	4	91	80.9
Virginia Tech	12/30/2023	86-63	W	30-68	.441	7-19	.368	19-21	.905	11	26	37	34.3	15	9	7	3	9	86	81.3
at Boston College	01/02/2024	84-78	W	31-58	.534	10-21	.476	12-13	.923	6	29	35	34.4	18	17	10	4	6	84	81.5
Total		1060		373-770	.484	108-285	.379	206-257	.802	112	335	447	34.4	191	162	134	61	82	1060	81.5
Opponents		893		327-778	.420	85-263	.323	154-214	.720	138	303	441	33.9	233	131	167	46	69	893	68.7

Wake Forest Averages

Games Played	Points/game	FG Pct	3FG Pct	FT Pct	Rebounds/game	Assists/game	Turnovers/game	Assist/Turnover ratio	Steals/game	Blocks/game
13	81.5	48.4	37.9	80.2	34.4	12.5	10.3	1.2	6.3	4.7

2023-24 OPPONENT GAME-BY-GAME

Opponent	Date	Score	W	Total		3-Pointers		Free throws		Rebounds				PF	A	TO	BLK	STL	PTS	AVG
				FG-FGA	PCT	3FG-3FGA	PCT	FT-FTA	PCT	OFF	DEF	TOT	AVG							
Elon	11/06/2023	101-78	W	28-59	.475	10-23	.435	12-16	.750	3	19	22	22.0	19	10	11	1	6	78	78.0
at Georgia	11/10/2023	77-80	L	31-66	.470	6-21	.286	12-18	.667	10	28	38	30.0	15	11	7	2	7	80	79.0
vs Utah	11/16/2023	70-77	L	30-60	.500	8-20	.400	9-15	.600	11	27	38	32.7	11	22	11	6	6	77	78.3
vs Towson	11/17/2023	71-61	W	23-63	.365	2-11	.182	13-16	.813	22	23	45	35.8	16	4	10	5	3	61	74.0
vs LSU	11/19/2023	80-86	Lot	29-71	.408	7-18	.389	21-31	.677	18	25	43	37.2	22	7	11	7	13	86	76.4
Charleston So.	11/24/2023	71-56	W	19-51	.373	6-22	.273	12-16	.750	8	22	30	36.0	22	9	15	0	5	56	73.0
Florida	11/29/2023	82-71	W	24-60	.400	8-24	.333	15-19	.789	7	26	33	35.6	23	11	15	4	9	71	72.7
Rutgers	12/06/2023	76-57	W	21-56	.375	7-22	.318	8-11	.727	11	19	30	34.9	18	8	14	4	4	57	70.8
NJIT	12/09/2023	83-59	W	23-59	.390	6-28	.214	7-7	1.000	9	21	30	34.3	14	8	13	5	4	59	69.4
Delaware St.	12/18/2023	88-59	W	24-59	.407	3-14	.214	8-13	.615	10	24	34	34.3	21	10	18	1	3	59	68.4
Presbyterian	12/21/2023	91-68	W	24-57	.421	8-20	.400	12-16	.750	12	20	32	34.1	18	7	15	4	4	68	68.4
Virginia Tech	12/30/2023	86-63	W	24-52	.462	5-16	.313	10-14	.714	4	28	32	33.9	18	12	19	4	1	63	67.9
at Boston College	01/02/2024	84-78	W	27-65	.415	9-24	.375	15-22	.682	13	21	34	33.9	16	12	8	3	4	78	68.7
Total		893		327-778	.420	85-263	.323	154-214	.720	138	303	441	33.9	233	131	167	46	69	893	68.7
Wake Forest		1060		373-770	.484	108-285	.379	206-257	.802	112	335	447	34.4	191	162	134	61	82	1060	81.5

Opponents Averages

Games Played	Points/game	FG Pct	3FG Pct	FT Pct	Rebounds/game	Assists/game	Turnovers/game	Assist/Turnover ratio	Steals/game	Blocks/game
13	68.7	42.0	32.3	72.0	33.9	10.1	12.8	0.8	5.3	3.5

2023-24 Points-Rebounds-Assists

Opponent	Date	Score		0	1	2	4	10	11	13	20	23	25	33
				MILLER,KEV	MARION,MAR	HILDRETH,C	REID,EFTON	CANKA,ABRA	CARR,ANDRE	CLARK,AARO	FRIEDRICHS	SALLIS,HUN	KELLER,ZAC	MARSH,MATT
Elon	11/06/2023	101-78	W	17-5-0	0-6-0	33-6-5	DNP	0-0-0	24-9-1	DNP	8-3-2	19-2-1	0-1-0	0-2-1
at Georgia	11/10/2023	77-80	L	22-6-7	5-8-0	12-2-3	DNP	0-0-0	18-8-1	DNP	3-2-1	13-2-2	0-0-0	4-7-0
vs Utah	11/16/2023	70-77	L	7-1-3	0-3-2	14-5-2	DNP	DNP	13-3-0	DNP	6-6-2	20-2-2	10-5-0	DNP
vs Towson	11/17/2023	71-61	W	25-0-3	0-2-0	9-0-2	DNP	0-0-0	6-8-0	DNP	3-1-0	24-4-3	4-5-0	DNP
vs LSU	11/19/2023	80-86	Lot	19-3-8	4-5-0	18-9-3	DNP	0-0-0	17-9-2	DNP	0-1-0	22-4-1	0-3-1	DNP
Charleston So.	11/24/2023	71-56	W	14-1-3	5-4-0	21-7-3	DNP	0-0-0	12-10-1	0-0-0	0-0-0	12-4-2	5-1-0	2-3-0
Florida	11/29/2023	82-71	W	11-3-1	0-0-0	18-6-4	DNP	DNP	22-6-2	DNP	3-0-1	24-4-4	0-4-0	4-5-0
Rutgers	12/06/2023	76-57	W	23-5-4	0-3-0	12-2-6	12-14-1	DNP	10-6-2	DNP	3-1-1	11-2-2	5-4-0	DNP
NJIT	12/09/2023	83-59	W	15-5-6	0-2-0	12-6-1	0-3-0	DNP	12-5-1	DNP	19-0-1	14-1-3	6-6-0	3-1-0
Delaware St.	12/18/2023	88-59	W	17-1-5	4-2-0	14-1-4	2-7-1	0-1-0	15-11-0	0-0-0	12-3-1	19-2-3	2-3-0	0-1-1
Presbyterian	12/21/2023	91-68	W	19-1-7	0-0-0	11-2-3	14-8-0	0-0-0	21-9-1	DNP	6-2-1	20-3-1	0-0-0	DNP
Virginia Tech	12/30/2023	86-63	W	14-2-2	2-4-0	14-2-1	13-8-2	0-1-1	15-8-0	DNP	3-0-0	20-9-1	2-1-2	DNP
at Boston College	01/02/2024	84-78	W	17-1-7	0-0-0	18-2-1	13-14-1	DNP	3-7-4	DNP	9-2-0	21-3-3	3-5-1	DNP



BOOPIE MILLER

SOPHOMORE / 6-0 / 175 / G / CHICAGO, ILL.

16.9 PPG | 2.6 RPG | 4.3 APG | 1.6 SPG | 49.1 FG% | 36.6 3FG% | 81.7 FT% | 30.3 MPG

SEASON/CAREER HIGHS

POINTS
 Career: 25, twice - last vs. Towson (11/17/23)
 Season: 25, vs. Towson (11/17/23)

REBOUNDS
 Career: 7, 3x - last at Minnesota (11/17/22)
 Season: 6, at Georgia (11/10/23)

FIELD GOALS
 Career: 11, vs. Towson (11/17/23)
 Season: 11, vs. Towson (11/17/23)

FIELD GOAL ATTEMPTS
 Career: 21, vs. Ohio (2/10/22)
 Season: 17, vs. Towson (11/17/23)

3-POINTERS
 Career: 6, at Miami-Ohio (2/24/22)
 Season: 4, vs. Rutgers (12/6/23)

3-POINT ATTEMPTS
 Career: 8, vs. Rutgers (12/6/23)
 Season: 4, vs. Rutgers (12/6/23)

FREE THROWS
 Career: 10, vs. Ohio (2/10/22)
 Season: 8, vs. Towson (11/17/23)

FREE THROW ATTEMPTS
 Career: 13, vs. UIC (12/11/21)
 Season: 8, vs. Towson (11/17/23)

ASSISTS
 Career: 12, vs. Bowling Green (2/1/22)
 Season: 8, vs. Towson (11/17/23)

TURNOVERS
 Career: 9, at Marquette (11/10/22)
 Season: 5, vs. LSU (11/19/23)

BLOCKS
 Career: 1, 4x - last vs. LSU (11/19/23)
 Season: 1, vs. LSU (11/19/23)

STEALS
 Career: 3, 5x - last vs. Towson (11/17/23)
 Season: 3, vs. Towson (11/17/23)

MINUTES
 Career: 45, at Ball State (2/8/22)
 Season: 36, vs. LSU (11/19/23)

2023-24 Game-by-Game

#0 MILLER, Kevin

Opponent	Date	GS	MIN	Total		3-Pointers		Free throws		Rebounds				PF	A	TO	BLK	STL	PTS	AVG	
				FG-FGA	PCT	3FG-3FGA	PCT	FT-FTA	PCT	OFF	DEF	TOT	AVG								
Elon	11/06/2023	*	24:08	7-13	.538	1-4	.250	2-2	1.000	0	5	5	5.0	2	0	3	0	2	17	17.0	
at Georgia	11/10/2023	*	30:05	6-15	.400	3-7	.429	7-7	1.000	1	5	6	5.5	4	7	1	0	2	22	19.5	
vs Utah	11/16/2023	*	25:45	3-9	.333	1-3	.333	0-0	.000	0	1	1	4.0	2	3	0	0	0	7	15.3	
vs Towson	11/17/2023	*	33:21	11-17	.647	0-3	.000	3-5	.600	0	0	0	3.0	1	3	1	0	3	25	17.8	
vs LSU	11/19/2023	*	36:10	5-11	.455	1-2	.500	8-8	1.000	0	3	3	3.0	0	8	5	1	1	19	18.0	
Charleston So.	11/24/2023	*	33:47	5-13	.385	0-1	.000	4-5	.800	0	1	1	2.7	3	3	3	0	2	14	17.3	
Florida	11/29/2023	*	28:33	4-11	.364	0-1	.000	3-6	.500	1	2	3	2.7	1	1	3	0	1	11	16.4	
Rutgers	12/06/2023	*	32:58	7-14	.500	4-8	.500	5-7	.714	2	3	5	3.0	2	4	4	0	2	23	17.3	
NJIT	12/09/2023	*	33:29	7-12	.583	0-2	.000	1-2	.500	1	4	5	3.2	1	6	1	0	2	15	17.0	
Delaware St.	12/18/2023	*	31:04	6-12	.500	1-4	.250	4-6	.667	0	1	1	3.0	1	5	3	0	2	17	17.0	
Presbyterian	12/21/2023	*	29:10	6-9	.667	3-3	1.000	4-4	1.000	0	1	1	2.8	3	7	1	0	1	19	17.2	
Virginia Tech	12/30/2023	*	31:16	4-14	.286	0-1	.000	6-6	1.000	0	2	2	2.8	2	2	3	0	1	14	16.9	
at Boston College	01/02/2024	*	23:40	7-9	.778	1-2	.500	2-2	1.000	0	1	1	2.6	4	7	2	0	2	17	16.9	
Totals			13	393:27	78-159	.491	15-41	.366	49-60	.817	5	29	34	2.6	26	56	30	1	21	220	16.9

Player Averages

Games Played	Minutes/ game	Points/ game	FG Pct	3FG Pct	FT Pct	Rebounds/ game	Assists/ game	Turnovers/ game	Assist/Turnover ratio	Steals/ game	Blocks/ game
13	30.3	16.9	49.1	36.6	81.7	2.6	4.3	2.3	1.9	1.6	0.1

MILLER, Kevin

SEASON	TEAM	GP-GS	MIN/AVG	Field Goals		3-Point		F-Throws		Rebounds				Scoring						
				FG-FGA	FG%	3FG-3FGA	3FG%	FT-FTA	FT%	OFF	DEF	TOT	AVG	PF-FO	A	TO	BLK	STL	PTS	AVG
2021-22	CMU	30-28	989/33.0	144-342	.421	32-89	.360	74-95	.779	20	82	102	3.4	65-0	139	83	3	34	394	13.1
2022-23	CMU	4-4	141/35.2	27-52	.519	3-8	.375	17-22	.773	5	10	15	3.8	8-0	21	18	0	3	74	18.5
2023-24	WF	13-13	393/30.3	78-159	.491	15-41	.366	49-60	.817	5	29	34	2.6	26-0	56	30	1	21	220	16.9
TOTAL FOR WF	13-13	393/30.3	78-159	.491	15-41	.366	49-60	.817	5	29	34	2.6	26-0	56	30	1	21	220	16.9	
TOTAL	47-45	1523/32.4	249-553	.450	50-138	.362	140-177	.791	30	121	151	3.2	99-0	216	131	4	58	688	14.6	



1 MARQUS MARION

FRESHMAN / 6-8 / 210 / F / SKOVLUNDE, DENMARK

1.5 PPG | 3.0 RPG | 46.2 FG% | 40.0 3FG% | 15.4 MPG

SEASON/CAREER HIGHS

POINTS
 Career: 5, twice - last vs. Charleston So. (11/24/23)
 Season: 5, twice - last vs. Charleston So. (11/24/23)

REBOUNDS
 Career: 8, at Georgia (11/10/23)
 Season: 8, at Georgia (11/10/23)

FIELD GOALS
 Career: 2, vs. LSU (11/19/23)
 Season: 2, vs. LSU (11/19/23)

FIELD GOAL ATTEMPTS
 Career: 2, 5x - last vs. Virginia Tech (12/30/23)
 Season: 2, 5x - last vs. Virginia Tech (12/30/23)

3-POINTERS
 Career: 1, twice - last vs. Charleston So. (11/24/23)
 Season: 1, twice - last vs. Charleston So. (11/24/23)

3-POINT ATTEMPTS
 Career: 2, at Georgia (11/10/23)
 Season: 2, at Georgia (11/10/23)

FREE THROWS
 Career: 2, 3x - last vs. Delaware State (12/18/23)
 Season: 2, 3x - last vs. Delaware State (12/18/23)

FREE THROW ATTEMPTS
 Career: 2, 4x - last vs. Delaware State (12/18/23)
 Season: 2, 4x - last vs. Delaware State (12/18/23)

ASSISTS
 Career: 2, vs. Utah (11/16/23)
 Season: 2, vs. Utah (11/16/23)

TURNOVERS
 Career: 2, at Georgia (11/10/23)
 Season: 2, at Georgia (11/10/23)

BLOCKS
 Career: 3, vs. LSU (11/19/23)
 Season: 3, vs. LSU (11/19/23)

STEALS
 Career: 2, twice - last vs. Charleston So. (11/24/23)
 Season: 2, twice - last vs. Charleston So. (11/24/23)

MINUTES
 Career: 29, at Georgia (11/10/23)
 Season: 29, at Georgia (11/10/23)

2023-24 Game-by-Game

#1 MARION, Marqus

Opponent	Date	GS	MIN	Total		3-Pointers		Free throws		Rebounds				PF	A	TO	BLK	STL	PTS	AVG
				FG-FGA	PCT	3FG-3FGA	PCT	FT-FTA	PCT	OFF	DEF	TOT	AVG							
Elon	11/06/2023		28:28	0-2	.000	0-1	.000	0-0	.000	3	3	6	6.0	2	0	1	0	0	0	0.0
at Georgia	11/10/2023		29:11	1-2	.500	1-2	.500	2-2	1.000	2	6	8	7.0	2	0	2	0	0	5	2.5
vs Utah	11/16/2023		15:44	0-0	.000	0-0	.000	0-0	.000	1	2	3	5.7	1	2	0	0	2	0	1.7
vs Towson	11/17/2023		19:21	0-1	.000	0-0	.000	0-0	.000	2	0	2	4.8	1	0	0	0	1	0	1.3
vs LSU	11/19/2023		24:55	2-2	1.000	0-0	.000	0-2	.000	1	4	5	4.8	3	0	0	3	1	4	1.8
Charleston So.	11/24/2023		27:02	1-1	1.000	1-1	1.000	2-2	1.000	0	4	4	4.7	1	0	0	1	2	5	2.3
Florida	11/29/2023		01:55	0-0	.000	0-0	.000	0-0	.000	0	0	0	4.0	1	0	0	0	0	0	2.0
Rutgers	12/06/2023		08:46	0-1	.000	0-1	.000	0-0	.000	2	1	3	3.9	1	0	1	0	0	0	1.8
NJIT	12/09/2023		08:57	0-0	.000	0-0	.000	0-0	.000	0	2	2	3.7	0	0	0	0	0	0	1.6
Delaware St.	12/18/2023		13:52	1-2	.500	0-0	.000	2-2	1.000	0	2	2	3.5	4	0	1	1	0	4	1.8
Presbyterian	12/21/2023		05:46	0-0	.000	0-0	.000	0-0	.000	0	0	0	3.2	2	0	0	0	0	0	1.6
Virginia Tech	12/30/2023		11:12	1-2	.500	0-0	.000	0-0	.000	3	1	4	3.3	1	0	0	0	0	2	1.7
at Boston College	01/02/2024		05:19	0-0	.000	0-0	.000	0-0	.000	0	0	0	3.0	0	0	0	0	0	0	1.5
Totals		0	200:27	6-13	.462	2-5	.400	6-8	.750	14	25	39	3.0	19	2	5	5	6	20	1.5

Player Averages

Games Played	Minutes/game	Points/game	FG Pct	3FG Pct	FT Pct	Rebounds/game	Assists/game	Turnovers/game	Assist/Turnover ratio	Steals/game	Blocks/game
13	15.4	1.5	46.2	40.0	75.0	3.0	0.2	0.4	0.4	0.5	0.4

MARION, Marqus

				Field Goals		3-Point		F-Throws		Rebounds				Scoring							
SEASON	TEAM	GP-GS	MIN/AVG	FG-FGA	FG%	3FG-3FGA	3FG%	FT-FTA	FT%	OFF	DEF	TOT	AVG	PF	FO	A	TO	BLK	STL	PTS	AVG
2023-24	WF	13-0	200/15.4	6-13	.462	2-5	.400	6-8	.750	14	25	39	3.0	19-0	2	5	5	6	20	1.5	
TOTAL		13-0	200/15.4	6-13	.462	2-5	.400	6-8	.750	14	25	39	3.0	19-0	2	5	5	6	20	1.5	



2 CAMERON HILDRETH

JUNIOR / 6-4 / 200 / G / WORTHING, ENGLAND

15.8 PPG | 3.8 RPG | 2.9 APG | 51.5 FG% | 46.2 3FG% | 84.2 FT% | 34.0 MPG

SEASON/CAREER HIGHS

POINTS

Career: 33, vs. Elon (11/6/23)
 Season: 33, vs. Elon (11/6/23)

REBOUNDS

Career: 11, twice - last vs. Hampton (11/26/22)
 Season: 9, vs. LSU (11/19/23)

FIELD GOALS

Career: 13, vs. Elon (11/6/23)
 Season: 13, vs. Elon (11/6/23)

FIELD GOAL ATTEMPTS

Career: 18, vs. Elon (11/6/23)
 Season: 18, vs. Elon (11/6/23)

3-POINTERS

Career: 3, at Boston College (1/2/24)
 Season: 3, at Boston College (1/2/24)

3-POINT ATTEMPTS

Career: 6, at Georgia (11/10/23)
 Season: 6, at Georgia (11/10/23)

FREE THROWS

Career: 9, twice - last vs. Georgia Tech (2/11/23)
 Season: 8, twice - last vs. Florida (11/29/23)

FREE THROW ATTEMPTS

Career: 12, vs. Georgia Tech (2/11/23)
 Season: 10, vs. Florida (11/29/23)

ASSISTS

Career: 10, vs. Hampton (11/26/22)
 Season: 6, vs. Rutgers (12/6/23)

TURNOVERS

Career: 5, twice - last at Boston College (1/2/24)
 Season: 5, at Boston College (1/2/24)

BLOCKS

Career: 2, 3x - last vs. Georgia Tech (2/11/23)
 Season: 1, vs. Elon (11/6/23)

STEALS

Career: 4, vs. Florida State (1/11/23)
 Season: 2, 3x - last vs. NJIT (12/9/23)

MINUTES

Career: 40, vs. LMU (11/20/22)
 Season: 44, vs. LSU (11/19/23)

2023-24 Game-by-Game

#2 HILDRETH, Cameron

Opponent	Date	GS	MIN	Total		3-Pointers		Free throws		Rebounds				PF	A	TO	BLK	STL	PTS	AVG	
				FG-FGA	PCT	3FG-3FGA	PCT	FT-FTA	PCT	OFF	DEF	TOT	AVG								
Elon	11/06/2023	*	38:34	13-18	.722	2-5	.400	5-6	.833	0	6	6	6.0	3	5	4	1	2	33	33.0	
at Georgia	11/10/2023	*	35:19	4-13	.308	2-6	.333	2-2	1.000	0	2	2	4.0	4	3	1	0	0	12	22.5	
vs Utah	11/16/2023	*	35:47	6-12	.500	2-5	.400	0-0	.000	1	4	5	4.3	2	2	2	0	0	14	19.7	
vs Towson	11/17/2023	*	28:07	4-8	.500	1-1	1.000	0-0	.000	0	0	0	3.3	4	2	1	0	0	9	17.0	
vs LSU	11/19/2023	*	43:34	5-12	.417	2-4	.500	6-6	1.000	1	8	9	4.4	2	3	3	0	2	18	17.2	
Charleston So.	11/24/2023	*	35:45	6-9	.667	1-1	1.000	8-8	1.000	1	6	7	4.8	1	3	2	0	0	21	17.8	
Florida	11/29/2023	*	40:00	5-10	.500	0-1	.000	8-10	.800	0	6	6	5.0	3	4	3	0	1	18	17.9	
Rutgers	12/06/2023	*	37:39	5-12	.417	0-4	.000	2-2	1.000	0	2	2	4.6	1	6	2	0	0	12	17.1	
NJIT	12/09/2023	*	22:16	4-6	.667	1-2	.500	3-5	.600	0	6	6	4.8	1	1	4	0	2	12	16.6	
Delaware St.	12/18/2023	*	28:24	4-8	.500	2-4	.500	4-6	.667	0	1	1	4.4	2	4	0	0	0	14	16.3	
Presbyterian	12/21/2023	*	29:03	2-6	.333	0-0	.000	7-8	.875	0	2	2	4.2	0	3	2	0	0	11	15.8	
Virginia Tech	12/30/2023	*	30:06	5-12	.417	2-2	1.000	2-2	1.000	0	2	2	4.0	4	1	0	0	1	14	15.7	
at Boston College	01/02/2024	*	37:37	7-10	.700	3-4	.750	1-2	.500	0	2	2	3.8	2	1	5	0	1	18	15.8	
Totals			13	442:11	70-136	.515	18-39	.462	48-57	.842	3	47	50	3.8	29	38	29	1	9	206	15.8

Player Averages

Games Played	Minutes/game	Points/game	FG Pct	3FG Pct	FT Pct	Rebounds/game	Assists/game	Turnovers/game	Assist/Turnover ratio	Steals/game	Blocks/game
13	34.0	15.8	51.5	46.2	84.2	3.8	2.9	2.2	1.3	0.7	0.1

HILDRETH, Cameron

		Field Goals		3-Point		F-Throws		Rebounds				Scoring								
SEASON	TEAM	GP-GS	MIN/AVG	FG-FGA	FG%	3FG-3FGA	3FG%	FT-FTA	FT%	OFF	DEF	TOT	AVG	PF-FO	A	TO	BLK	STL	PTS	AVG
2021-22	WF	32-0	425/13.3	42-91	.462	8-29	.276	32-46	.696	19	73	92	2.9	42-0	37	36	3	19	124	3.9
2022-23	WF	33-28	1042/31.6	146-314	.465	20-61	.328	96-130	.738	32	142	174	5.3	81-1	94	74	5	41	408	12.4
2023-24	WF	13-13	442/34.0	70-136	.515	18-39	.462	48-57	.842	3	47	50	3.8	29-0	38	29	1	9	206	15.8
TOTAL		78-41	1910/24.5	258-541	.477	46-129	.357	176-233	.755	54	262	316	4.1	152-1	169	139	9	69	738	9.5



4 EFTON REID

JUNIOR / 7-0 / 240 / C / RICHMOND, VA.

9.0 PPG | 9.0 RPG | 1.5 BPG | 88.2 FT% | 24.3 MPG

SEASON/CAREER HIGHS

POINTS
 Career: 16, twice - last vs. Eastern Oregon (12/28/22)
 Season: 14, vs. Presbyterian (12/21/23)

REBOUNDS
 Career: 14, twice - last at Boston College (1/2/24)
 Season: 14, twice - last at Boston College (1/2/24)

FIELD GOALS
 Career: 8, vs. Eastern Oregon (12/28/22)
 Season: 5, 3x - last at Boston College (1/2/24)

FIELD GOAL ATTEMPTS
 Career: 13, twice - last vs. Rutgers (12/6/23)
 Season: 13, vs. Rutgers (12/6/23)

3-POINTERS
 Career: 1, vs. Virginia Tech (12/30/23)
 Season: 1, vs. Virginia Tech (12/30/23)

3-POINT ATTEMPTS
 Career: 3, vs. Rutgers (12/6/23)
 Season: 3, vs. Rutgers (12/6/23)

FREE THROWS
 Career: 4, twice - last vs. Presbyterian (12/21/23)
 Season: 4, twice - last vs. Presbyterian (12/21/23)

FREE THROW ATTEMPTS
 Career: 5, vs. Rutgers (12/6/23)
 Season: 5, vs. Rutgers (12/6/23)

ASSISTS
 Career: 2, 4x - last vs. Virginia Tech (12/30/23)
 Season: 2, vs. Virginia Tech (12/30/23)

TURNOVERS
 Career: 4, twice - last at Alabama (1/19/22)
 Season: 2, vs. Delaware State (12/18/23)

BLOCKS
 Career: 5, vs. Presbyterian (12/21/23)
 Season: 5, vs. Presbyterian (12/21/23)

STEALS
 Career: 2, 6x - last vs. Virginia Tech (12/30/23)
 Season: 2, vs. Virginia Tech (12/30/23)

MINUTES
 Career: 33, vs. Presbyterian (12/21/23)
 Season: 33, vs. Presbyterian (12/21/23)

2023-24 Game-by-Game

#4 REID, Efton

Opponent	Date	GS	MIN	Total		3-Pointers		Free throws		Rebounds				PF	A	TO	BLK	STL	PTS	AVG	
				FG-FGA	PCT	3FG-3FGA	PCT	FT-FTA	PCT	OFF	DEF	TOT	AVG								
Rutgers	12/06/2023		27:55	4-13	.308	0-3	.000	4-5	.800	3	11	14	14.0	1	1	0	2	1	12	12.0	
NJIT	12/09/2023		14:11	0-3	.000	0-0	.000	0-0	.000	0	3	3	8.5	5	0	0	0	0	6	6.0	
Delaware St.	12/18/2023		22:09	0-4	.000	0-1	.000	2-3	.667	2	5	7	8.0	3	1	2	1	1	2	4.7	
Presbyterian	12/21/2023	*	33:11	5-9	.556	0-1	.000	4-4	1.000	1	7	8	8.0	3	0	1	5	0	14	7.0	
Virginia Tech	12/30/2023	*	19:49	5-9	.556	1-1	1.000	2-2	1.000	2	6	8	8.0	4	2	1	0	2	13	8.2	
at Boston College	01/02/2024	*	28:27	5-9	.556	0-1	.000	3-3	1.000	1	13	14	9.0	3	1	1	1	1	13	9.0	
Totals			3	145:42	19-47	.404	1-7	.143	15-17	.882	9	45	54	9.0	19	5	5	9	5	54	9.0

Player Averages

Games Played	Minutes/game	Points/game	FG Pct	3FG Pct	FT Pct	Rebounds/game	Assists/game	Turnovers/game	Assist/Turnover ratio	Steals/game	Blocks/game
6	24.3	9.0	40.4	14.3	88.2	9.0	0.8	0.8	1.0	0.8	1.5

REID, Efton

SEASON	TEAM	GP-GS	MIN/AVG	Field Goals		3-Point		F-Throws		Rebounds				Scoring						
				FG-FGA	FG%	3FG-3FGA	3FG%	FT-FTA	FT%	OFF	DEF	TOT	AVG	PF-FO	A	TO	BLK	STL	PTS	AVG
2021-22	LSU	34-34	668/19.6	97-187	.519	5-20	.250	14-29	.483	51	95	146	4.3	113-5	16	47	26	17	213	6.3
2022-23	Gonz	25-0	116/4.6	23-37	.622	0-3	.000	7-13	.538	10	16	26	1.0	27-1	2	14	2	3	53	2.1
2023-24	WF	6-3	146/24.3	19-47	.404	1-7	.143	15-17	.882	9	45	54	9.0	19-1	5	5	9	5	54	9.0
TOTAL FOR WF	6-3	146/24.3	19-47	.404	1-7	.143	15-17	.882	9	45	54	9.0	19-1	5	5	9	5	54	9.0	
TOTAL	65-37	929/14.3	139-271	.513	6-30	.200	36-59	.610	70	156	226	3.5	159-7	23	66	37	25	320	4.9	



10 ABRAMO CANKA

SOPHOMORE / 6-6 / 200 / G / GENOA, ITALY

3.6 MPG

SEASON/CAREER HIGHS

POINTS
 Career: 6, vs. Pepperdine (11/23/22)
 Season: N/A

REBOUNDS
 Career: 4, at Washington (1/1/23)
 Season: 1, twice - last vs. Virginia Tech (12/30/23)

FIELD GOALS
 Career: 2, 4x - last at Washington (1/1/23)
 Season: N/A

FIELD GOAL ATTEMPTS
 Career: 6, at Washington (1/1/23)
 Season: 1, 4x - last vs. Presbyterian (12/21/23)

3-POINTERS
 Career: 2, vs. Pepperdine (11/23/22)
 Season: N/A

3-POINT ATTEMPTS
 Career: 2, 4x - last at Washington (1/1/23)
 Season: 1, 3x - last vs. Delaware State (12/18/23)

FREE THROWS
 Career: 2, 2x - last vs. UNC Asheville (3/16/23)
 Season: N/A

FREE THROW ATTEMPTS
 Career: 2, 2x - last vs. UNC Asheville (3/16/23)
 Season: N/A

ASSISTS
 Career: 1, 5x - last vs. Virginia Tech (12/30/23)
 Season: 1, vs. Virginia Tech (12/30/23)

TURNOVERS
 Career: 1, 7x - last vs. Elon (11/6/23)
 Season: 1, vs. Elon (11/6/23)

BLOCKS
 Career: 1, at Washington (1/1/23)
 Season: N/A

STEALS
 Career: 1, 4x - last vs. Utah (1/12/23)
 Season: N/A

MINUTES
 Career: 14, vs. Bellarmine (11/27/22)
 Season: 9, vs. Elon (11/6/23)

2023-24 Game-by-Game

#10 CANKA, Abramo

Opponent	Date	GS	MIN	Total		3-Pointers		Free throws		Rebounds				PF	A	TO	BLK	STL	PTS	AVG
				FG-FGA	PCT	3FG-3FGA	PCT	FT-FTA	PCT	OFF	DEF	TOT	AVG							
Elon	11/06/2023		09:10	0-1	.000	0-1	.000	0-0	.000	0	0	0	0.0	1	0	1	0	0	0	0.0
at Georgia	11/10/2023		03:01	0-0	.000	0-0	.000	0-0	.000	0	0	0	0.0	0	0	0	0	0	0	0.0
vs Towson	11/17/2023		04:43	0-1	.000	0-1	.000	0-0	.000	0	0	0	0.0	0	0	0	0	0	0	0.0
vs LSU	11/19/2023		01:29	0-0	.000	0-0	.000	0-0	.000	0	0	0	0.0	1	0	0	0	0	0	0.0
Charleston So.	11/24/2023		03:57	0-0	.000	0-0	.000	0-0	.000	0	0	0	0.0	0	0	0	0	0	0	0.0
Delaware St.	12/18/2023		03:28	0-1	.000	0-1	.000	0-0	.000	1	0	1	0.2	0	0	0	0	0	0	0.0
Presbyterian	12/21/2023		01:42	0-1	.000	0-0	.000	0-0	.000	0	0	0	0.1	0	0	0	0	0	0	0.0
Virginia Tech	12/30/2023		01:28	0-0	.000	0-0	.000	0-0	.000	0	1	1	0.3	0	1	0	0	0	0	0.0
Totals			0	28:58	0-4	.000	0-3	.000	0-0	.000	1	1	2	0.3	2	1	0	0	0	0.0

Player Averages

Games Played	Minutes/game	Points/game	FG Pct	3FG Pct	FT Pct	Rebounds/game	Assists/game	Turnovers/game	Assist/Turnover ratio	Steals/game	Blocks/game
8	3.6	0.0	0.0	0.0	0.0	0.3	0.1	0.1	1.0	0.0	0.0

CANKA, Abramo

SEASON	TEAM	GP-GS	MIN/AVG	Field Goals		3-Point		F-Throws		Rebounds				Scoring						
				FG-FGA	FG%	3FG-3FGA	3FG%	FT-FTA	FT%	OFF	DEF	TOT	AVG	PF-FO	A	TO	BLK	STL	PTS	AVG
2022-23	UCLA	22-0	118/5.4	12-27	.444	5-10	.500	4-4	1.000	9	7	16	0.7	10-0	4	6	1	4	33	1.5
2023-24	WF	8-0	29/3.6	0-4	.000	0-3	.000	0-0	.000	1	1	2	0.3	2-0	1	1	0	0	0	0.0
TOTAL FOR WF		8-0	29/3.6	0-4	.000	0-3	.000	0-0	.000	1	1	2	0.3	2-0	1	1	0	0	0	0.0
TOTAL		30-0	147/4.9	12-31	.387	5-13	.385	4-4	1.000	10	8	18	0.6	12-0	5	7	1	4	33	1.1



11 ANDREW CARR

SENIOR / 6-10 / 230 / F / WEST CHESTER, PA.

14.5 PPG | 7.6 RPG | 1.7 BPG | 53.8 FG% | 37.1 3FG% | 81.0 FT% | 32.2 MPG

SEASON/CAREER HIGHS

POINTS

Career: 24, vs. Elon (11/6/23)
Season: 24, vs. Elon (11/6/23)

REBOUNDS

Career: 14, vs. Utah Valley (11/15/22)
Season: 11, vs. Delaware State (12/18/23)

FIELD GOALS

Career: 10, at Boston College (1/14/23)
Season: 8, vs. Florida (11/29/23)

FIELD GOAL ATTEMPTS

Career: 17, vs. Utah Valley (11/15/22)
Season: 16, vs. LSU (11/19/23)

3-POINTERS

Career: 3, 4x - last vs. Florida (11/29/23)
Season: 3, vs. Florida (11/29/23)

3-POINT ATTEMPTS

Career: 6, twice - last vs. Florida (11/29/23)
Season: 6, vs. Florida (11/29/23)

FREE THROWS

Career: 6, twice - last vs. App State (11/22/21)
Season: 10, vs. Elon (11/6/23)

FREE THROW ATTEMPTS

Career: 7, twice, last vs. Towson (3/6/22)
Season: 11, vs. Elon (11/6/23)

ASSISTS

Career: 6, at James Madison (1/29/22)
Season: 4, at Boston College (1/2/24)

TURNOVERS

Career: 4, twice - last vs. LSU (12/10/22)
Season: 3, 3x - last vs. Presbyterian (12/21/23)

BLOCKS

Career: 4, twice - last vs. Elon (11/6/23)
Season: 4, vs. Elon (11/6/23)

STEALS

Career: 4, 3x, last vs. James Madison (2/14/22)
Season: 2, twice - last vs. Virginia Tech (12/30/23)

MINUTES

Career: 39, vs. Virginia (1/21/23)
Season: 43, vs. LSU (11/19/23)

2023-24 Game-by-Game

#11 CARR, Andrew

Opponent	Date	GS	MIN	Total		3-Pointers		Free throws		Rebounds				PF	A	TO	BLK	STL	PTS	AVG	
				FG-FGA	PCT	3FG-3FGA	PCT	FT-FTA	PCT	OFF	DEF	TOT	AVG								
Elon	11/06/2023	*	34:12	7-9	.778	0-2	.000	10-11	.909	4	5	9	9.0	2	1	2	4	0	24	24.0	
at Georgia	11/10/2023	*	28:55	6-11	.545	2-5	.400	4-5	.800	2	6	8	8.5	4	1	3	2	0	18	21.0	
vs Utah	11/16/2023	*	35:32	5-11	.455	1-3	.333	2-4	.500	1	2	3	6.7	4	0	3	2	0	13	18.3	
vs Towson	11/17/2023	*	37:53	1-6	.167	1-2	.500	3-5	.600	1	7	8	7.0	2	0	2	2	1	6	15.3	
vs LSU	11/19/2023	*	43:06	7-16	.438	1-4	.250	2-4	.500	5	4	9	7.4	4	2	2	3	0	17	15.6	
Charleston So.	11/24/2023	*	20:40	2-7	.286	1-3	.333	7-8	.875	4	6	10	7.8	4	1	0	1	1	12	15.0	
Florida	11/29/2023	*	38:05	8-13	.615	3-6	.500	3-3	1.000	1	5	6	7.6	3	2	0	3	2	22	16.0	
Rutgers	12/06/2023	*	31:14	4-7	.571	0-0	.000	2-3	.667	2	4	6	7.4	1	2	1	2	1	10	15.3	
NJIT	12/09/2023	*	30:04	6-8	.750	0-1	.000	0-0	.000	1	4	5	7.1	0	1	0	0	1	12	14.9	
Delaware St.	12/18/2023	*	25:22	6-7	.857	1-2	.500	2-3	.667	6	5	11	7.5	0	0	1	0	0	15	14.9	
Presbyterian	12/21/2023	*	33:00	7-11	.636	2-2	1.000	5-5	1.000	3	6	9	7.6	4	1	3	1	0	21	15.5	
Virginia Tech	12/30/2023	*	28:48	4-9	.444	0-3	.000	7-7	1.000	2	6	8	7.7	0	0	2	1	2	15	15.4	
at Boston College	01/02/2024	*	32:08	1-4	.250	1-2	.500	0-0	.000	0	7	7	7.6	4	4	1	1	0	3	14.5	
Totals			13	418:60	64-119	.538	13-35	.371	47-58	.810	32	67	99	7.6	32	15	20	22	8	188	14.5

Player Averages

Games Played	Minutes/game	Points/game	FG Pct	3FG Pct	FT Pct	Rebounds/game	Assists/game	Turnovers/game	Assist/Turnover ratio	Steals/game	Blocks/game
13	32.2	14.5	53.8	37.1	81.0	7.6	1.2	1.5	0.8	0.6	1.7

CARR, Andrew

SEASON	TEAM	GP-GS	MIN/AVG	Field Goals		3-Point		F-Throws		Rebounds				Scoring						
				FG-FGA	FG%	3FG-3FGA	3FG%	FT-FTA	FT%	OFF	DEF	TOT	AVG	PF-FO	A	TO	BLK	STL	PTS	AVG
2020-21	UD	15-10	378/25.2	44-98	.449	8-28	.286	27-33	.818	18	36	54	3.6	39-1	27	23	13	6	123	8.2
2021-22	UD	34-34	960/28.2	127-225	.564	17-42	.405	69-105	.657	59	115	174	5.1	94-5	43	56	37	29	340	10.0
2022-23	WF	33-33	1039/31.5	134-274	.489	33-106	.311	51-66	.773	57	140	197	6.0	82-3	38	48	31	32	352	10.7
2023-24	WF	13-13	419/32.2	64-119	.538	13-35	.371	47-58	.810	32	67	99	7.6	32-0	15	20	22	8	188	14.5
TOTAL FOR WF	46-46	1458/31.7	198-393	.504	46-141	.326	98-124	.790	89	207	296	6.4	114-3	53	68	53	40	540	11.7	
TOTAL	95-90	2796/29.4	369-716	.515	71-211	.336	194-262	.740	166	358	524	5.5	247-9	123	147	103	75	1003	10.6	



13 AARON CLARK

FRESHMAN / 6-6 / 195 / G / EASTON, PA.

1.0 BPG | 5.6 MPG

SEASON/CAREER HIGHS

POINTS
Career: N/A
Season: N/A

REBOUNDS
Career: N/A
Season: N/A

FIELD GOALS
Career: N/A
Season: N/A

FIELD GOAL ATTEMPTS
Career: 2, vs. Delaware State (12/18/23)
Season: 2, vs. Delaware State (12/18/23)

3-POINTERS
Career: N/A
Season: N/A

3-POINT ATTEMPTS
Career: 2, vs. Delaware State (12/18/23)
Season: 2, vs. Delaware State (12/18/23)

FREE THROWS
Career: N/A
Season: N/A

FREE THROW ATTEMPTS
Career: N/A
Season: N/A

ASSISTS
Career: N/A
Season: N/A

TURNOVERS
Career: N/A
Season: N/A

BLOCKS
Career: 1, twice - last vs. Delaware State (12/18/23)
Season: 1, twice - last vs. Delaware State (12/18/23)

STEALS
Career: 1, vs. Charleston So. (11/24/23)
Season: 1, vs. Charleston So. (11/24/23)

MINUTES
Career: 8, vs. Charleston So. (11/24/23)
Season: 8, vs. Charleston So. (11/24/23)

2023-24 Game-by-Game

#13 CLARK, Aaron

Opponent	Date	GS	MIN	Total		3-Pointers		Free throws		Rebounds				PF	A	TO	BLK	STL	PTS	AVG
				FG-FGA	PCT	3FG-3FGA	PCT	FT-FTA	PCT	OFF	DEF	TOT	AVG							
Charleston So.	11/24/2023		07:39	0-1	.000	0-1	.000	0-0	.000	0	0	0	0.0	1	0	0	1	1	0	0.0
Delaware St.	12/18/2023		03:28	0-2	.000	0-2	.000	0-0	.000	0	0	0	0.0	1	0	0	1	0	0	0.0
Totals		0	11:07	0-3	.000	0-3	.000	0-0	.000	0	0	0	0.0	2	0	0	2	1	0	0.0

Player Averages

Games Played	Minutes/game	Points/game	FG Pct	3FG Pct	FT Pct	Rebounds/game	Assists/game	Turnovers/game	Assist/Turnover ratio	Steals/game	Blocks/game
2	5.6	0.0	0.0	0.0	0.0	0.0	0.0	0.0	0.0	0.5	1.0

CLARK, Aaron

				Field Goals		3-Point		F-Throws		Rebounds				Scoring							
SEASON	TEAM	GP-GS	MIN/AVG	FG-FGA	FG%	3FG-3FGA	3FG%	FT-FTA	FT%	OFF	DEF	TOT	AVG	PF	FO	A	TO	BLK	STL	PTS	AVG
2023-24	WF	2-0	11/5.6	0-3	.000	0-3	.000	0-0	.000	0	0	0	0.0	2-0	0	0	0	2	1	0	0.0
TOTAL		2-0	11/5.6	0-3	.000	0-3	.000	0-0	.000	0	0	0	0.0	2-0	0	0	0	2	1	0	0.0



20 PARKER FRIEDRICHSEN

FRESHMAN / 6-3 / 175 / G / BIXBY, OKLA.

5.8 PPG | 1.6 RPG | 44.6 FG% | 43.4 3FG% | 18.0 MPG

SEASON/CAREER HIGHS

POINTS
 Career: 19, vs. NJIT (12/9/23)
 Season: 19, vs. NJIT (12/9/23)

REBOUNDS
 Career: 6, vs. Utah (11/16/23)
 Season: 6, vs. Utah (11/16/23)

FIELD GOALS
 Career: 6, vs. NJIT (12/9/23)
 Season: 6, vs. NJIT (12/9/23)

FIELD GOAL ATTEMPTS
 Career: 8, vs. Delaware State (12/18/23)
 Season: 8, vs. Delaware State (12/18/23)

3-POINTERS
 Career: 5, vs. NJIT (12/9/23)
 Season: 5, vs. NJIT (12/9/23)

3-POINT ATTEMPTS
 Career: 8, vs. Delaware State (12/18/23)
 Season: 8, vs. Delaware State (12/18/23)

FREE THROWS
 Career: 2, vs. NJIT (12/9/23)
 Season: 2, vs. NJIT (12/9/23)

FREE THROW ATTEMPTS
 Career: 3, vs. NJIT (12/9/23)
 Season: 3, vs. NJIT (12/9/23)

ASSISTS
 Career: 2, twice - last vs. Utah (11/16/23)
 Season: 2, twice - last vs. Utah (11/16/23)

TURNOVERS
 Career: 1, 3x - last vs. Delaware State (12/18/23)
 Season: 1, 3x - last vs. Delaware State (12/18/23)

BLOCKS
 Career: 1, vs. Rutgers (12/6/23)
 Season: 1, vs. Rutgers (12/6/23)

STEALS
 Career: 4, vs. Delaware State (12/18/23)
 Season: 4, vs. Delaware State (12/18/23)

MINUTES
 Career: 26, vs. NJIT (12/9/23)
 Season: 26, vs. NJIT (12/9/23)

2023-24 Game-by-Game

#20 FRIEDRICHSEN, Parker

Opponent	Date	GS	MIN	Total		3-Pointers		Free throws		Rebounds				PF	A	TO	BLK	STL	PTS	AVG
				FG-FGA	PCT	3FG-3FGA	PCT	FT-FTA	PCT	OFF	DEF	TOT	AVG							
Elon	11/06/2023		24:11	3-6	.500	2-5	.400	0-0	.000	0	3	3	3.0	1	2	0	0	1	8	8.0
at Georgia	11/10/2023		12:50	1-3	.333	1-3	.333	0-0	.000	0	2	2	2.5	1	1	0	0	0	3	5.5
vs Utah	11/16/2023		23:48	2-6	.333	2-6	.333	0-0	.000	1	5	6	3.7	0	2	0	0	1	6	5.7
vs Towson	11/17/2023		16:33	1-5	.200	1-5	.200	0-0	.000	0	1	1	3.0	0	0	0	0	0	3	5.0
vs LSU	11/19/2023		09:08	0-2	.000	0-2	.000	0-0	.000	0	1	1	2.6	1	0	0	0	0	0	4.0
Charleston So.	11/24/2023		07:46	0-2	.000	0-2	.000	0-0	.000	0	0	0	2.2	0	0	1	0	0	0	3.3
Florida	11/29/2023		14:39	1-1	1.000	1-1	1.000	0-0	.000	0	0	0	1.9	2	1	0	0	0	3	3.3
Rutgers	12/06/2023		12:00	1-2	.500	1-2	.500	0-0	.000	0	1	1	1.8	0	1	1	1	0	3	3.3
NJIT	12/09/2023		26:22	6-7	.857	5-6	.833	2-3	.667	0	0	0	1.6	1	1	0	0	1	19	5.0
Delaware St.	12/18/2023		23:51	4-8	.500	4-8	.500	0-0	.000	0	3	3	1.7	0	1	1	0	4	12	5.7
Presbyterian	12/21/2023		20:11	2-5	.400	2-4	.500	0-0	.000	1	1	2	1.7	1	1	0	0	2	6	5.7
Virginia Tech	12/30/2023		20:29	1-3	.333	1-3	.333	0-0	.000	0	0	0	1.6	2	0	0	0	0	3	5.5
at Boston College	01/02/2024		22:14	3-6	.500	3-6	.500	0-0	.000	1	1	2	1.6	1	0	0	0	0	9	5.8
Totals		0	234:01	25-56	.446	23-53	.434	2-3	.667	3	18	21	1.6	10	10	3	1	9	75	5.8

Player Averages

Games Played	Minutes/game	Points/game	FG Pct	3FG Pct	FT Pct	Rebounds/game	Assists/game	Turnovers/game	Assist/Turnover ratio	Steals/game	Blocks/game
13	18.0	5.8	44.6	43.4	66.7	1.6	0.8	0.2	3.3	0.7	0.1

FRIEDRICHSEN, Parker

SEASON	TEAM	GP-GS	MIN/AVG	Field Goals		3-Point		F-Throws		Rebounds				Scoring						
				FG-FGA	FG%	3FG-3FGA	3FG%	FT-FTA	FT%	OFF	DEF	TOT	AVG	PF	FO	A	TO	BLK	STL	PTS
2023-24	WF	13-0	234/18.0	25-56	.446	23-53	.434	2-3	.667	3	18	21	1.6	10-0	10	3	1	9	75	5.8
TOTAL		13-0	234/18.0	25-56	.446	23-53	.434	2-3	.667	3	18	21	1.6	10-0	10	3	1	9	75	5.8



23 HUNTER SALLIS

JUNIOR / 6-5 / 195 / G / OMAHA, NEB.

18.4 PPG | 3.2 RPG | 2.2 APG | 1.1 SPG | 48.9 FG% | 36.1 3FG% | 35.1 MPG

SEASON/CAREER HIGHS

POINTS
 Career: 24, twice - last vs. Florida (11/29/23)
 Season: 24, twice - last vs. Florida (11/29/23)

REBOUNDS
 Career: 9, vs. Virginia Tech (12/30/23)
 Season: 9, vs. Virginia Tech (12/30/23)

FIELD GOALS
 Career: 9, twice - last vs. Presbyterian (12/21/23)
 Season: 9, twice - last vs. Presbyterian (12/21/23)

FIELD GOAL ATTEMPTS
 Career: 18, at Georgia (11/10/23)
 Season: 18, at Georgia (11/10/23)

3-POINTERS
 Career: 4, twice - last vs. LSU (11/19/23)
 Season: 4, twice - last vs. LSU (11/19/23)

3-POINT ATTEMPTS
 Career: 10, vs. LSU (11/19/23)
 Season: 10, vs. LSU (11/19/23)

FREE THROWS
 Career: 6, 4x - last at Boston College (1/2/24)
 Season: 6, 3x - last at Boston College (1/2/24)

FREE THROW ATTEMPTS
 Career: 7, vs. Florida (11/29/23)
 Season: 7, vs. Florida (11/29/23)

ASSISTS
 Career: 7, vs. Portland (1/14/23)
 Season: 4, vs. Florida (11/29/23)

TURNOVERS
 Career: 4, vs. North Alabama (12/28/21)
 Season: 6, vs. LSU (11/19/23)

BLOCKS
 Career: 2, twice - last vs. Virginia Tech (12/30/23)
 Season: 2, vs. Virginia Tech (12/30/23)

STEALS
 Career: 4, vs. Bellarmine (11/19/21)
 Season: 3, vs. Charleston So. (11/24/23)

MINUTES
 Career: 39, at Georgia (11/10/23)
 Season: 45, vs. LSU (11/19/23)

2023-24 Game-by-Game

#23 SALLIS, Hunter

Opponent	Date	GS	MIN	Total		3-Pointers		Free throws		Rebounds				PF	A	TO	BLK	STL	PTS	AVG	
				FG-FGA	PCT	3FG-3FGA	PCT	FT-FTA	PCT	OFF	DEF	TOT	AVG								
Elon	11/06/2023	*	23:57	7-14	.500	3-7	.429	2-2	1.000	1	1	2	2.0	1	1	0	0	0	19	19.0	
at Georgia	11/10/2023	*	38:45	5-18	.278	2-7	.286	1-2	.500	1	1	2	2.0	3	2	3	0	0	13	16.0	
vs Utah	11/16/2023	*	34:40	8-13	.615	2-5	.400	2-2	1.000	1	1	2	2.0	3	2	1	1	2	20	17.3	
vs Towson	11/17/2023	*	37:16	8-12	.667	4-6	.667	4-5	.800	1	3	4	2.5	1	3	1	1	1	24	19.0	
vs LSU	11/19/2023	*	45:00	9-16	.563	4-10	.400	0-0	.000	0	4	4	2.8	3	1	6	1	0	22	19.6	
Charleston So.	11/24/2023	*	30:30	4-10	.400	2-4	.500	2-2	1.000	0	4	4	3.0	1	2	1	0	3	12	18.3	
Florida	11/29/2023	*	36:48	8-15	.533	2-4	.500	6-7	.857	1	3	4	3.1	3	4	3	0	2	24	19.1	
Rutgers	12/06/2023	*	37:23	4-11	.364	2-6	.333	1-2	.500	0	2	2	3.0	2	2	1	0	1	11	18.1	
NJIT	12/09/2023	*	36:44	5-14	.357	0-5	.000	4-6	.667	0	1	1	2.8	1	3	4	1	1	14	17.7	
Delaware St.	12/18/2023	*	28:25	6-15	.400	1-6	.167	6-7	.857	1	1	2	2.7	1	3	0	1	1	19	17.8	
Presbyterian	12/21/2023	*	36:30	9-12	.750	1-2	.500	1-2	.500	0	3	3	2.7	1	1	1	0	1	20	18.0	
Virginia Tech	12/30/2023	*	33:57	8-14	.571	2-6	.333	2-4	.500	4	5	9	3.3	1	1	0	2	1	20	18.2	
at Boston College	01/02/2024	*	36:29	7-16	.438	1-4	.250	6-6	1.000	2	1	3	3.2	3	3	1	1	1	21	18.4	
Totals			13	456:24	88-180	.489	26-72	.361	37-47	.787	12	30	42	3.2	24	28	22	8	14	239	18.4

Player Averages

Games Played	Minutes/ game	Points/ game	FG Pct	3FG Pct	FT Pct	Rebounds/ game	Assists/ game	Turnovers/ game	Assist/Turnover ratio	Steals/ game	Blocks/ game
13	35.1	18.4	48.9	36.1	78.7	3.2	2.2	1.7	1.3	1.1	0.6

SALLIS, Hunter

SEASON	TEAM	GP-GS	MIN/AVG	Field Goals		3-Point		F-Throws		Rebounds				Scoring						
				FG-FGA	FG%	3FG-3FGA	3FG%	FT-FTA	FT%	OFF	DEF	TOT	AVG	PF-FO	A	TO	BLK	STL	PTS	AVG
2021-22	Gonz	32-0	432/13.5	57-101	.564	5-19	.263	17-24	.708	18	45	63	2.0	35-0	20	21	5	19	136	4.3
2022-23	Gonz	37-0	619/16.7	61-131	.466	11-43	.256	32-41	.780	19	62	81	2.2	73-3	51	28	7	24	165	4.5
2023-24	WF	13-13	456/35.1	88-180	.489	26-72	.361	37-47	.787	12	30	42	3.2	24-0	28	22	8	14	239	18.4
TOTAL FOR WF		13-13	456/35.1	88-180	.489	26-72	.361	37-47	.787	12	30	42	3.2	24-0	28	22	8	14	239	18.4
TOTAL		82-13	1508/18.4	206-412	.500	42-134	.313	86-112	.768	49	137	186	2.3	132-3	99	71	20	57	540	6.6



25 ZACH KELLER

SOPHOMORE / 6-10 / 225 / F / HIGHLANDS RANCH, COLO.

2.8 PPG | 2.9 RPG | 15.4 MPG

SEASON/CAREER HIGHS

POINTS

Career: 11, vs. La Salle (11/18/22)
Season: 10, vs. Utah (11/16/23)

REBOUNDS

Career: 6, vs. NJIT (12/9/23)
Season: 6, vs. NJIT (12/9/23)

FIELD GOALS

Career: 4, twice - last vs. Utah (11/16/23)
Season: 4, vs. Utah (11/16/23)

FIELD GOAL ATTEMPTS

Career: 9, vs. Utah (11/16/23)
Season: 9, vs. Utah (11/16/23)

3-POINTERS

Career: 2, 3x - last vs. NJIT (12/9/23)
Season: 2, twice - last vs. NJIT (12/9/23)

3-POINT ATTEMPTS

Career: 4, 3x - last vs. NJIT (12/9/23)
Season: 4, twice - last vs. NJIT (12/9/23)

FREE THROWS

Career: 4, at Clemson (12/2/22)
Season: 1, twice - last vs. Charleston So. (11/24/23)

FREE THROW ATTEMPTS

Career: 6, at Clemson (12/2/22)
Season: 2, 3x - last vs. Florida (11/29/23)

ASSISTS

Career: 2, vs. Virginia Tech (12/30/23)
Season: 2, vs. Virginia Tech (12/30/23)

TURNOVERS

Career: 2, twice - last vs. LSU (11/19/23)
Season: 2, vs. LSU (11/19/23)

BLOCKS

Career: 3, vs. Presbyterian (12/21/23)
Season: 3, vs. Presbyterian (12/21/23)

STEALS

Career: 3, vs. Fairfield (11/7/22)
Season: 2, twice - last vs. Virginia Tech (12/30/23)

MINUTES

Career: 24, vs. La Salle (11/18/22)
Season: 29, vs. Utah (11/16/23)

2023-24 Game-by-Game

#25 KELLER, Zach

Opponent	Date	GS	MIN	Total		3-Pointers		Free throws		Rebounds				PF	A	TO	BLK	STL	PTS	AVG	
				FG-FGA	PCT	3FG-3FGA	PCT	FT-FTA	PCT	OFF	DEF	TOT	AVG								
Elon	11/06/2023		03:02	0-1	.000	0-0	.000	0-0	.000	0	1	1	1.0	0	0	0	0	0	0	0.0	
at Georgia	11/10/2023		01:26	0-0	.000	0-0	.000	0-0	.000	0	0	0	0.5	0	0	1	0	0	0	0.0	
vs Utah	11/16/2023	*	28:44	4-9	.444	2-4	.500	0-0	.000	1	4	5	2.0	3	0	1	1	0	10	3.3	
vs Towson	11/17/2023	*	22:46	1-3	.333	1-2	.500	1-2	.500	0	5	5	2.8	3	0	0	2	1	4	3.5	
vs LSU	11/19/2023	*	21:38	0-1	.000	0-1	.000	0-0	.000	0	3	3	2.8	5	1	2	0	2	0	2.8	
Charleston So.	11/24/2023	*	16:56	2-4	.500	0-1	.000	1-2	.500	0	1	1	2.5	3	0	0	0	0	5	3.2	
Florida	11/29/2023	*	21:18	0-3	.000	0-3	.000	0-2	.000	0	4	4	2.7	1	0	1	0	1	0	2.7	
Rutgers	12/06/2023	*	12:05	2-3	.667	1-2	.500	0-0	.000	2	2	4	2.9	1	0	0	0	0	5	3.0	
NJIT	12/09/2023	*	19:17	2-5	.400	2-4	.500	0-0	.000	3	3	6	3.2	2	0	0	0	0	6	3.3	
Delaware St.	12/18/2023	*	13:22	1-1	1.000	0-0	.000	0-0	.000	1	2	3	3.2	0	0	1	1	0	2	3.2	
Presbyterian	12/21/2023		05:31	0-1	.000	0-1	.000	0-0	.000	0	0	0	2.9	1	0	1	3	0	0	2.9	
Virginia Tech	12/30/2023		20:11	1-3	.333	0-1	.000	0-0	.000	0	1	1	2.8	1	2	0	0	2	2	2.8	
at Boston College	01/02/2024		14:06	1-4	.250	1-2	.500	0-0	.000	2	3	5	2.9	1	1	0	1	1	3	2.8	
Totals			8	200:22	14-38	.368	7-21	.333	2-6	.333	9	29	38	2.9	21	4	7	8	7	37	2.8

Player Averages

Games Played	Minutes/game	Points/game	FG Pct	3FG Pct	FT Pct	Rebounds/game	Assists/game	Turnovers/game	Assist/Turnover ratio	Steals/game	Blocks/game
13	15.4	2.8	36.8	33.3	33.3	2.9	0.3	0.5	0.6	0.5	0.6

KELLER, Zach

SEASON	TEAM	GP-GS	MIN/AVG	Field Goals		3-Point		F-Throws		Rebounds				Scoring						
				FG-FGA	FG%	3FG-3FGA	3FG%	FT-FTA	FT%	OFF	DEF	TOT	AVG	PF	FO	A	TO	BLK	STL	PTS
2022-23	WF	17-6	183/10.8	13-36	.361	4-20	.200	9-14	.643	10	16	26	1.5	26-0	3	6	2	7	39	2.3
2023-24	WF	13-8	200/15.4	14-38	.368	7-21	.333	2-6	.333	9	29	38	2.9	21-1	4	7	8	7	37	2.8
TOTAL		30-14	383/12.8	27-74	.365	11-41	.268	11-20	.550	19	45	64	2.1	47-1	7	13	10	14	76	2.5



30 DAMARI MONSANTO

R-SENIOR / 6-6 / 215 / G / PEMBROKE PINES, FLA.

-- PPG | -- RPG | -- SPG | -- 3FG% | -- FT% | -- MPG

SEASON/CAREER HIGHS

POINTS
 Career: 28, at Notre Dame (2/4/23)
 Season: N/A

REBOUNDS
 Career: 14, vs. VMI (1/18/21)
 Season: N/A

FIELD GOALS
 Career: 9, 3x - last at Notre Dame (2/4/23)
 Season: N/A

FIELD GOAL ATTEMPTS
 Career: 19, vs. Virginia (1/21/23)
 Season: N/A

3-POINTERS
 Career: 8, at Notre Dame (2/4/23)
 Season: N/A

3-POINT ATTEMPTS
 Career: 15, vs. Virginia (1/21/23)
 Season: N/A

FREE THROWS
 Career: 7, vs. Chattanooga (3/6/21)
 Season: N/A

FREE THROW ATTEMPTS
 Career: 8, vs. Chattanooga (3/6/21)
 Season: N/A

ASSISTS
 Career: 3, twice - last vs. Georgia Tech (2/11/23)
 Season: N/A

TURNOVERS
 Career: 4, at North Carolina (1/4/23)
 Season: N/A

BLOCKS
 Career: 2, 4x - last vs. Virginia (1/21/23)
 Season: N/A

STEALS
 Career: 4, vs. Austin Peay (11/26/20)
 Season: N/A

MINUTES
 Career: 36, 2x - last vs. UNCG (2/27/21)
 Season: N/A

2022-23 GAME-BY-GAME STATS

#30 MONSANTO, Damari

Opponent	Date	GS	MIN	Total		3-Pointers		Free throws		Rebounds				PF	A	TO	BLK	STL	PTS	AVG
				FG-FGA	PCT	3FG-3FGA	PCT	FT-FTA	PCT	OFF	DEF	TOT	AVG							
Fairfield	11/07/2022		04:13	0-2	.000	0-1	.000	0-0	.000	0	3	3	3.0	1	0	0	0	0	0	0.0
Georgia	11/11/2022		12:35	0-5	.000	0-3	.000	0-0	.000	0	1	1	2.0	0	0	0	0	2	0	0.0
Utah Valley	11/15/2022		08:56	2-5	.400	2-4	.500	0-0	.000	0	2	2	2.0	0	0	1	0	1	6	2.0
vs La Salle	11/18/2022		20:14	5-10	.500	4-7	.571	0-0	.000	0	5	5	2.8	3	0	0	2	0	14	5.0
vs LMU (CA)	11/20/2022		24:28	3-9	.333	3-8	.375	0-0	.000	0	1	1	2.4	3	0	0	0	1	9	5.8
South Carolina St.	11/23/2022	*	19:41	6-11	.545	4-8	.500	0-0	.000	1	4	5	2.8	2	1	1	0	2	16	7.5
Hampton	11/26/2022	*	21:30	7-11	.636	6-9	.667	0-0	.000	0	4	4	3.0	0	0	1	0	3	20	9.3
at Wisconsin	11/29/2022	*	32:39	5-13	.385	2-8	.250	1-3	.333	1	1	2	2.9	3	0	1	0	2	13	9.8
at Clemson	12/02/2022	*	25:02	3-12	.250	2-8	.250	0-0	.000	0	3	3	2.9	1	1	2	0	3	8	9.6
vs LSU	12/10/2022	*	22:43	2-10	.200	2-10	.200	0-0	.000	0	1	1	2.7	0	1	1	0	1	6	9.2
at Rutgers	12/17/2022		31:59	7-15	.467	6-12	.500	2-3	.667	2	1	3	2.7	1	0	3	0	0	22	10.4
Duke	12/20/2022	*	29:12	4-11	.364	3-9	.333	2-2	1.000	0	5	5	2.9	2	2	0	0	2	13	10.6
Virginia Tech	12/31/2022	*	18:00	2-7	.286	1-5	.200	4-4	1.000	0	3	3	2.9	3	0	0	0	0	9	10.5
at North Carolina	01/04/2023	*	28:47	6-11	.545	3-8	.375	2-2	1.000	0	7	7	3.2	2	1	4	0	3	17	10.9
at Louisville	01/07/2023	*	28:51	8-16	.500	5-12	.417	0-0	.000	0	4	4	3.3	2	0	1	0	1	21	11.6
Florida St.	01/11/2023	*	27:50	6-8	.750	6-7	.857	4-4	1.000	0	4	4	3.3	4	2	2	1	0	22	12.3
at Boston College	01/14/2023	*	21:35	1-6	.167	1-5	.200	0-0	.000	0	5	5	3.4	1	1	1	0	2	3	11.7
Clemson	01/17/2023	*	28:02	6-10	.600	3-7	.429	2-2	1.000	0	3	3	3.4	1	1	0	0	0	17	12.0
Virginia	01/21/2023	*	34:12	9-19	.474	7-15	.467	0-0	.000	0	3	3	3.4	3	0	0	2	0	25	12.7
at Pittsburgh	01/25/2023	*	13:22	3-7	.429	2-5	.400	1-2	.500	0	2	2	3.3	4	0	2	0	0	9	12.5
NC State	01/28/2023	*	31:21	8-15	.533	3-7	.429	3-4	.750	1	3	4	3.3	2	1	0	0	1	22	13.0
at Duke	01/31/2023	*	35:54	4-16	.250	3-12	.250	3-3	1.000	0	3	3	3.3	1	0	1	1	0	14	13.0
at Notre Dame	02/04/2023	*	29:30	9-15	.600	8-13	.615	2-2	1.000	0	7	7	3.5	2	1	3	1	0	28	13.7
North Carolina	02/07/2023	*	32:54	4-11	.364	3-9	.333	5-5	1.000	0	7	7	3.6	2	0	1	0	1	16	13.8
Georgia Tech	02/11/2023	*	29:09	2-9	.222	1-7	.143	0-0	.000	2	7	9	3.8	2	3	3	0	1	5	13.4
at Miami (FL)	02/18/2023	*	21:09	4-12	.333	4-12	.333	2-2	1.000	0	1	1	3.7	4	0	1	0	0	14	13.4
at NC State	02/22/2023	*	16:51	3-4	.750	3-4	.750	0-0	.000	0	1	1	3.6	0	1	2	0	0	9	13.3
Totals			21 650:40	119-280	.425	87-215	.405	33-38	.868	7	91	98	3.6	49	16	31	7	26	358	13.3

Player Averages

Games Played	Minutes/game	Points/game	FG Pct	3FG Pct	FT Pct	Rebounds/game	Assists/game	Turnovers/game	Assist/Turnover ratio	Steals/game	Blocks/game
27	24.1	13.3	42.5	40.5	86.8	3.6	0.6	1.1	0.5	1.0	0.3

MONSANTO, Damari

SEASON	TEAM	GP-GS	MIN/AVG	Field Goals		3-Point		F-Throws		Rebounds				Scoring						
				FG-FGA	FG%	3FG-3FGA	3FG%	FT-FTA	FT%	OFF	DEF	TOT	AVG	PF-FO	A	TO	BLK	STL	PTS	AVG
2020-21	ETSU	25-20	682/27.3	102-249	.410	52-147	.354	38-48	.792	37	146	183	7.3	48-0	23	36	6	27	294	11.8
2021-22	WF	17-1	275/16.2	42-106	.396	34-86	.395	6-10	.600	18	40	58	3.4	33-0	13	18	2	13	124	7.3
2022-23	WF	27-21	651/24.1	119-280	.425	87-215	.405	33-38	.868	7	91	98	3.6	49-0	16	31	7	26	358	13.3
TOTAL FOR WF		44-22	925/21.0	161-386	.417	121-301	.402	39-48	.813	25	131	156	3.5	82-0	29	49	9	39	482	11.0
TOTAL		69-42	1607/23.3	263-635	.414	173-448	.386	77-96	.802	62	277	339	4.9	130-0	52	85	15	66	776	11.2



31 JAO ITUKA

JUNIOR / 6-0 / 195 / G / GAITHERSBURG, MD.

-- PPG | -- RPG | -- APG | -- FG% | -- MPG

SEASON/CAREER HIGHS

POINTS
 Career: 34, at Boston University (12/18/21)
 Season: N/A

REBOUNDS
 Career: 8, at Siena (2/18/22)
 Season: N/A

FIELD GOALS
 Career: 11, at Boston University (12/18/21)
 Season: N/A

FIELD GOAL ATTEMPTS
 Career: 19, at Siena (2/18/22)
 Season: N/A

3-POINTERS
 Career: 2, 3x, last at Quinnipiac (1/28/22)
 Season: N/A

3-POINT ATTEMPTS
 Career: 4, twice, last at Saint Peter's (2/6/22)
 Season: N/A

FREE THROWS
 Career: 12, vs. Monmouth (1/16/22)
 Season: N/A

FREE THROW ATTEMPTS
 Career: 15, vs. Monmouth (1/16/22)
 Season: N/A

ASSISTS
 Career: 6, vs. Quinnipiac (2/20/22)
 Season: N/A

TURNOVERS
 Career: 8, at Manhattan (1/30/22)
 Season: N/A

BLOCKS
 Career: 2, vs. Saint Peter's (1/26/22)
 Season: N/A

STEALS
 Career: 3, at Siena (2/18/22)
 Season: N/A

MINUTES
 Career: 32, at Canisius (3/3/22)
 Season: N/A

2022-23 GAME-BY-GAME STATS

#10 ITUKA, Jao

Opponent	Date	GS	MIN	Total		3-Pointers		Free throws		Rebounds				PF	A	TO	BLK	STL	PTS	AVG
				FG-FGA	PCT	3FG-3FGA	PCT	FT-FTA	PCT	OFF	DEF	TOT	AVG							
South Carolina St.	11/23/2022		19:24	2-4	.500	0-0	.000	6-6	1.000	0	1	1	1.0	1	3	2	0	0	10	10.0
Hampton	11/26/2022		12:17	2-6	.333	1-2	.500	0-0	.000	1	3	4	2.5	1	2	1	0	5	7.5	
at Clemson	12/02/2022		03:27	0-1	.000	0-0	.000	0-0	.000	0	0	0	1.7	1	0	4	0	0	5.0	
vs LSU	12/10/2022		02:31	1-2	.500	0-0	.000	0-0	.000	1	1	2	1.8	0	0	0	0	2	4.3	
App State	12/14/2022		05:51	0-2	.000	0-1	.000	1-2	.500	0	0	0	1.4	0	1	0	0	1	3.6	
at Rutgers	12/17/2022		06:42	0-0	.000	0-0	.000	0-0	.000	0	0	0	1.2	1	0	2	0	0	3.0	
Totals		0	50:12	5-15	.333	1-3	.333	7-8	.875	2	5	7	1.2	4	5	10	1	0	18	3.0

Player Averages

Games Played	Minutes/ game	Points/ game	FG Pct	3FG Pct	FT Pct	Rebounds/ game	Assists/ game	Turnovers/ game	Assist/Turnover ratio	Steals/ game	Blocks/ game
6	8.4	3.0	33.3	33.3	87.5	1.2	0.8	1.7	0.5	0.0	0.2

ITUKA, Jao

SEASON	TEAM	GP-GS	MIN/AVG	Field Goals		3-Point		F-Throws		Rebounds				Scoring						
				FG-FGA	FG%	3FG-3FGA	3FG%	FT-FTA	FT%	OFF	DEF	TOT	AVG	PF	FO	A	TO	BLK	STL	PTS
2021-22	Marist	28-16	616/22.0	151-287	.526	16-39	.410	109-142	.768	19	69	88	3.1	54-0	45	66	7	19	427	15.3
2022-23	WF	6-0	50/8.4	5-15	.333	1-3	.333	7-8	.875	2	5	7	1.2	4-0	5	10	1	0	18	3.0
TOTAL FOR WF		6-0	50/8.4	5-15	.333	1-3	.333	7-8	.875	2	5	7	1.2	4-0	5	10	1	0	18	3.0
TOTAL		34-16	667/19.6	156-302	.517	17-42	.405	116-150	.773	21	74	95	2.8	58-0	50	76	8	19	445	13.1



33 MATT MARSH

JUNIOR / 7-1 / 250 / C / CORNWALL, ENGLAND

2.2 PPG | 3.2 RPG | 66.7 FG% | 50.0 3FG% | 12.9 MPG

SEASON/CAREER HIGHS

POINTS
 Career: 14, vs. LMU (11/20/22)
 Season: 4, twice - last vs. Florida (11/29/23)

REBOUNDS
 Career: 11, vs. LSU (12/10/22)
 Season: 7, at Georgia (11/10/23)

FIELD GOALS
 Career: 6, twice - last vs. LSU (12/10/22)
 Season: 2, twice - last vs. Florida (11/29/23)

FIELD GOAL ATTEMPTS
 Career: 7, vs. LMU (11/20/22)
 Season: 4, vs. Florida (11/29/23)

3-POINTERS
 Career: 1, vs. NJIT (12/9/23)
 Season: 1, vs. NJIT (12/9/23)

3-POINT ATTEMPTS
 Career: 1, 3x - last vs. NJIT (12/9/23)
 Season: 1, twice - last vs. NJIT (12/9/23)

FREE THROWS
 Career: 4, vs. South Carolina State (11/23/22)
 Season: N/A

FREE THROW ATTEMPTS
 Career: 5, 3x - last vs. Virginia Tech (12/31/22)
 Season: 1, vs. Florida (11/29/23)

ASSISTS
 Career: 3, at Miami (2/18/23)
 Season: 1, twice - last vs. Delaware State (12/18/23)

TURNOVERS
 Career: 2, twice - last vs. Charleston So. (11/24/23)
 Season: 2, vs. Charleston So. (11/24/23)

BLOCKS
 Career: 2, at Georgia (11/10/23)
 Season: 2, at Georgia (11/10/23)

STEALS
 Career: 1, 10x - last at Georgia (11/10/23)
 Season: 1, twice - last vs. Florida (11/29/23)

MINUTES
 Career: 31, vs. Virginia Tech (12/31/22)
 Season: 20, at Georgia (11/10/23)

2023-24 Game-by-Game

#33 MARSH, Matthew

Opponent	Date	GS	MIN	Total		3-Pointers		Free throws		Rebounds				PF	A	TO	BLK	STL	PTS	AVG
				FG-FGA	PCT	3FG-3FGA	PCT	FT-FTA	PCT	OFF	DEF	TOT	AVG							
Elon	11/06/2023	*	14:18	0-1	.000	0-1	.000	0-0	.000	0	2	2	2.0	2	1	0	1	0	0	0.0
at Georgia	11/10/2023	*	20:28	2-2	1.000	0-0	.000	0-0	.000	3	4	7	4.5	0	0	1	2	1	4	2.0
Charleston So.	11/24/2023		14:46	1-1	1.000	0-0	.000	0-0	.000	0	3	3	4.0	1	0	2	0	0	2	2.0
Florida	11/29/2023		18:42	2-4	.500	0-0	.000	0-1	.000	2	3	5	4.3	3	0	1	0	1	4	2.5
NJIT	12/09/2023		04:44	1-1	1.000	1-1	1.000	0-0	.000	0	1	1	3.6	0	0	0	0	0	3	2.6
Delaware St.	12/18/2023		04:29	0-0	.000	0-0	.000	0-0	.000	0	1	1	3.2	0	1	0	1	0	0	2.2
Totals		2	77:27	6-9	.667	1-2	.500	0-1	.000	5	14	19	3.2	6	2	4	4	2	13	2.2

Player Averages

Games Played	Minutes/game	Points/game	FG Pct	3FG Pct	FT Pct	Rebounds/game	Assists/game	Turnovers/game	Assist/Turnover ratio	Steals/game	Blocks/game
6	12.9	2.2	66.7	50.0	0.0	3.2	0.3	0.7	0.5	0.3	0.7

MARSH, Matthew

SEASON	TEAM	GP-GS	MIN/AVG	Field Goals		3-Point		F-Throws		Rebounds				Scoring						
				FG-FGA	FG%	3FG-3FGA	3FG%	FT-FTA	FT%	OFF	DEF	TOT	AVG	PF-FO	A	TO	BLK	STL	PTS	AVG
2021-22	WF	13-0	80/6.1	14-21	.667	0-1	.000	9-12	.750	5	16	21	1.6	7-0	0	1	1	4	37	2.8
2022-23	WF	30-16	546/18.2	83-94	.883	0-0	.000	18-43	.419	32	95	127	4.2	53-0	10	11	6	5	184	6.1
2023-24	WF	6-2	77/12.9	6-9	.667	1-2	.500	0-1	.000	5	14	19	3.2	6-0	2	4	4	2	13	2.2
TOTAL		49-18	703/14.3	103-124	.831	1-3	.333	27-56	.482	42	125	167	3.4	66-0	12	16	11	11	234	4.8



40 **RJ KENNAH**
JUNIOR / 6-5 / 195 / G / PARKER, COLO.



45 **VINCENT RICCHIUTI**
JUNIOR / 6-1 / 180 / G / BEIJING, CHINA



51 **KEVIN DUNN**
JUNIOR / 6-2 / 205 / G / WINSTON-SALEM, N.C.



52 WILL UNDERWOOD
SENIOR / 6-6 / 215 / F / ALPHARETTA, GA.



55 OWEN KMETY
SOPHOMORE / 6-6 / 180 / F / CHICAGO, ILL.

FORBES FILE



- Wake Forest Director of Athletics John Currie named Steve Forbes the 23rd head coach of Wake Forest basketball on April 30, 2020.
- Coach Forbes is a proven winner and builder of championship cultures with a 260-77 (.722) overall record in his five years as the head coach at East Tennessee State and at three previous community college head coaching stints.
- ETSU won 130 games and two SoCon championships during his tenure, while all 22 of his seniors earned their ETSU degrees.
- Forbes joined elite company in 2018-19, becoming one of just 10 active Division I head coaches who have reached the 100-win mark in their first four seasons.
- Forbes won at least 24 games in each of his five seasons as the head coach for the Buccaneers while finishing third or better in the SoCon every year.
- During the 2019-20 season, ETSU was having its best season in program history before the cancellation of the NCAA Tournament. The Bucs finished with a 30-4 record and SoCon regular season and tournament titles.
- Forbes earned conference coach of the year along with the Hugh Durham Award, given to the most outstanding mid-major coach in the country.
- During his time as an assistant, the Vols ascended to their first No. 1 overall ranking in program history in 2008 while winning a program record 31 games. In 2015, Wichita State won a NCAA record 35-straight games to start the season, earning the first No. 1 seed in program history.
- Forbes also spent two record-breaking seasons in College Station, Texas (2004-06) when Texas A&M set a program record for Big 12 Conference wins. Picked to finish last in the Big 12 prior to the 2004-05 season, the Aggies won their first 11 games and went on to a 21-10 record and an appearance in the National Invitation Tournament. In 2005-06, Texas A&M advanced to the NCAA Tournament for the first time since 1987 while recording a 22-9 record, the third-most wins in school history.
- A native of Lone Tree, Iowa, Forbes graduated from Southern Arkansas University with a degree in secondary education in 1988.

Year	School	Record	Pct.	Conf.	Pct.	Postseason
2022-23	Wake Forest	19-14	.576	10-10	.500	
2021-22	Wake Forest	25-10	.714	13-7	.650	NIT Quarterfinals
2020-21	Wake Forest	6-16	.272	3-15	.167	
2019-20	ETSU	30-4	.882	16-20	.889	
2018-19	ETSU	24-10	.705	13-5	.722	CIT First Round
2017-18	ETSU	25-9	.735	14-4	.778	
2016-17	ETSU	27-8	.771	14-4	.778	NCAA First Round
2015-16	ETSU	24-12	.666	14-4	.778	Vegas 16 Semifinals
2012-13	NW Florida State	30-4	.882	11-1	.916	NJCAA DI National Runner-Up
2011-12	NW Florida State	32-2	.941	11-1	.916	NJCAA DI National Runner-Up
1997-98	Barton County CC	29-4	.878	14-2	.875	
1996-97	Barton County CC	24-8	.750	11-5	.687	
1995-96	Barton County CC	15-16	.937	5-7	.416	
1991-95	Southwestern CC	36-29	.805			

PERSONAL INFORMATION

Born: March 22, 1965
 Hometown: Lone Tree, Iowa
 Education: Southern Arkansas, '88 (B.S., History)
 Wife: Johnetta
 Children: Elizabeth, Christopher, Johnathon

COACHING CAREER

2020-Pres.	Wake Forest	Head Coach
2015-20	ETSU	Head Coach
2013-15	Wichita State	Assistant Coach
2011-13	NW Florida State	Head Coach
2006-11	Tennessee	Assistant Coach
2004-06	Texas A&M	Assistant Coach
2003-04	Illinois State	Assistant Coach
2000-03	La. Tech	Assistant Coach
1998-99	Idaho	Assistant Coach
1995-98	Barton County CC	Head Coach
1991-95	Southwestern CC	Head Coach

WHAT THEY'RE SAYING...

"He's one of my very closest friends. We go way, way back to when we were both just starting out. I think Wake has got themselves one of the best coaches in the country. The guy has worked his way up and been in a lot of different places and had a lot of success. I'm super excited for Coach Forbes and for Wake Forest as well. It's going to be a great hire for them." -Nick Nurse, Toronto Raptors head coach

"Steve Forbes is a terrific choice for Wake Forest. He is a fine teacher of the game and a proven winning coach. Coach Forbes built a sustained winner at East Tennessee State, and I have no doubt he'll do the same at Wake Forest." -Jay Bilas, ESPN

"Coach Forbes is one the best coaches I've played for and he's an even better person when you get to know him. I'm so happy that he's getting his shot. There's nobody who deserves it more than him." -Fred VanVleet, Toronto Raptors guard and former Wichita State player under Forbes

"Steve is certainly a tremendous basketball coach, but that tells only part of his story. He is also a great family man, a fabulous relationship builder and a very like-able person. Wake Forest will enjoy his teams for how hard they compete and will cherish his tenure leading their basketball program." - Gregg Marshall, Wichita State head men's basketball coach

ASSISTANT COACHING STAFF



ASSISTANT COACH
BJ McKIE

BJ McKie, a former All-SEC player at South Carolina, joined the Wake Forest basketball staff in May 2020 after coaching alongside Steve Forbes for three seasons at East Tennessee State. McKie joined the ETSU staff prior to the 2017-18 season after a 15-year professional playing career.

McKie is the most decorated player in South Carolina basketball history. The SEC Freshman of the Year in 1996, he became just the 12th player in league history to be named first team All-SEC by the Associated Press in three seasons. The two-year captain played in 123 consecutive games at guard for the Gamecocks, scoring in double figures in 111 games and collecting 38 games with 20 or more points. McKie was third in the SEC in scoring as a senior in 1999 with a 17.3 average. He helped the Gamecocks to the NCAA Tournament in 1997 and 1998 and represented South Carolina as an SEC Legend in 2011. McKie is one of just five Gamecock players to have his jersey retired after having scored 2,119 points at USC, the most of any Gamecock in school history.

Following his playing career, the Norfolk, Va. native played professionally both in the U.S. and overseas. McKie was a 2001 CBA All-Star while playing with the Connecticut Pride and spent time playing in France, Cyprus, Italy, and Israel while being named a Player of the Year in Germany.

He started his coaching career at Charleston Southern in 2011 and spent six years alongside head coach Barclay Radebaugh. McKie was a part of two CSU Big South regular season championship teams and helped the Bucs to a pair of NIT berths. He helped guide CSU to its winningest season in school history in 2015 and was promoted to associate head coach following the season.

McKie and his wife, the former Brittany Brooks, have a son Justin who played basketball at South Carolina and was a member of USC's 2017 Final Four team. BJ and Brittany also welcomed their daughter, Brielle Tonya McKie, in August of 2020.



ASSISTANT COACH
JASON SHAY

Jason Shay joined the Demon Deacons coaching staff on June 1, 2021.

While helping student-athletes achieve their goals on and off the floor, Jason Shay is a veteran coach that has been a part of one Elite Eight appearance, three Sweet 16 runs, 10 NCAA Tournaments and five conference championships in his 21 years as a collegiate coach.

Coach Forbes and Shay spent 12 seasons working together at East Tennessee State (2015-2020), Northwest Florida State College (2011-13) and Tennessee (2006-11) where the duo has led those institutions to an astounding 315-101 overall record, which is an average of 26 wins per season.

While at ETSU, Shay coached current Demon Deacon Damari Monsanto to Southern Conference Freshman of the Year and third team All-Conference honors in 2020-21. After redshirting under Forbes in his true freshman season two years ago, Monsanto played in all 25 games with 20 starts for the Buccaneers during last year, averaging 11.8 points and 7.3 rebounds in 27.4 minutes.

In his lone season as the Bucs head coach Coach Shay was named a finalist for the 2020-21 Joe B. Hall Award, which is presented annually to the top first-year coach in Division I college basketball. Shay led the Blue and Gold to a 13-win campaign, including eight in Southern Conference play. ETSU sat atop the league standings through the first seven games of the season as they won six of its first seven SoCon games. The Bucs defeated every team they played in conference at least once.

Prior to 2020-21, Shay spent five seasons as the Buccaneers' assistant coach under Steve Forbes where ETSU compiled an overall record of 130-42. The 130 wins are the most over a five-year run in program history and in the SoCon during that five-year (2015-20) span. The Bucs also won two Southern Conference regular season championships, two SoCon Tournament championships and made two NCAA Tournament appearances. In 2019-20, the Buccaneers set a program-record with 30 wins, becoming just the fourth team in SoCon history to accomplish the feat. In 2017-18, the Blue and Gold tied the school record by winning 16 straight games – a streak that was the longest in the country at one point that season.



ASSISTANT COACH
MATT WOODLEY

Wake Forest men's basketball coach Steve Forbes announced the addition of Matt Woodley to his staff as a special assistant in September 2020 and he was moved to assistant coach in April 2022.

Woodley came to Winston-Salem after spending two years at Drake University in Des Moines, Iowa as an assistant coach under Darian DeVries. He boasts extensive and diverse experience at the professional, collegiate and high school levels. Woodley has coached 21 (now 23) future NBA players including Klay Thompson and Hassan Whiteside in addition to serving as the head coach of the Memphis Grizzlies D-League team and an assistant for the franchise's summer league team.

As a three-year starter at Drake, Woodley played in 83 games and was twice named honorable mention All-MVC and the team MVP as a senior in 1999-00. He ended his career as the program's all-time leader in three-pointers and steals. He remains the Bulldogs' all-time steals leader with 194 and earned a bachelor's degree in education from Drake in 2000.

Since earning his degree, Woodley has accumulated nearly two decades of extensive coaching experience at nearly every level of the game. Prior to Drake, he served as special assistant to the head coach at the University of Pittsburgh during the 2017-18 season, where he assisted with game preparation, practice plans, scouting reports as well as day-to-day basketball operations.

Prior to Pitt, he gained experience in the professional ranks with three seasons on the staff of NBA G-League's Iowa Energy, including serving as the organization's head coach in 2016-17.

Woodley joined the NBA following three seasons as the head coach at Division II Truman State where he improved the team's record in each of his three seasons to amass a 38-44 record as a head coach by taking over a lagging program and leading the team to eight, 10 and 20 wins in his three seasons. In 2013-14, he guided the program to just the sixth 20-win season in program history and set a program record with 13 conference victories.



ASSISTANT COACH
DEMETRIS NICHOLS

Wake Forest men's basketball head coach Steve Forbes announced the addition of assistant coach Demetris Nichols to the program in May 2023.

Nichols came to Winston-Salem after being a part of the coaching staff within the Toronto Raptors organization. Prior to his stint with the Raptors, he spent a year at his alma mater, Syracuse University, as a graduate assistant for the men's basketball program.


A standout player for the Orange from 2003-07, Nichols scored over 1,300 points during his four-year collegiate career, along with earning multiple accolades as a senior. Nichols led the Big East in scoring average (18.9) during the 2006-07 campaign, while additionally pacing Syracuse in three-point baskets (100), free-throw percentage (.850) and minutes-played average (34.8). Nichols finished his college days with 205 three-pointers made, ranking eighth within program history and is also tied for 35th all-time in total points.

A native of Boston, Massachusetts, Nichols was drafted in the second round of the 2007 NBA Draft, beginning his career with the Cleveland Cavaliers and making his debut on November 28, 2007.

The 6-8 forward began the 2008-09 season with the Chicago Bulls before also spending time with the New York Knicks that same year.

Through the next near-decade, Nichols split time in the NBA G League and overseas competition. From 2015-18, he collected championships while playing in the VTB United League, EuroLeague, Greek League and Croatian League. A two-year span also saw Nichols finish as a winner of the 2017 ABA League Supercup, 2017 Greek Cup, and 2018 Croatian Cup. He averaged 18.7 points per game, along with 5.4 rebounds, in 49 appearances for Sioux Falls Skyforce during 2012-13, en route to being named an All-NBA D-League First Team pick and all-star.

In 2019, Nichols entered the broadcasting field with ACC Network Extra, covering Syracuse men's basketball games. Additionally, he acted as the color analyst for the Westchester Knicks of the NBA G League on MSG Network during 2020.



ASSISTANT COACH
ANTANAS
KAVALIAUSKAS

Antanas Kavaliauskas joins the Wake Forest basketball staff after an extensive professional career in Europe. A native of Vilnius, Lithuania, he entered the United States in the fall of 2003 to play basketball at Barton Community College in Kansas. After successful years on the court and in the classroom, Kavaliauskas earned his associate degree and transferred to Texas A&M where he finished his collegiate career with an NCAA Sweet 16 appearance in 2007 and a bachelor's degree in Agriculture.

Soon after graduating, Kavaliauskas played professionally in the Euroleague for 12 years, the last four of which were played in his home country of Lithuania. He also played for the Lithuanian National Team during the summers of 2005 and 2007. His team won gold at the U21 World Championships in Argentina in 2005 and won gold again at the Universiade in Thailand in 2007. He was called up to the Lithuanian National Team in 2012 for the Summer Olympics in London and represented Lithuania at the 2016 Summer Olympics in Rio.

During his playing career, Kavaliauskas was an LKL or LBL champion seven times and earned LKL MVP status twice. In 2015, he won a silver medal playing for the Lithuanian national team in the European Championship. Three years later in 2018, BC Zalgiris Kaunas finished third in the Euroleague.

He and his wife, Amanda, have one daughter, Alayna, and one son, Aaron.

BOX SCORES



GAME 1
ELON
WAKE FOREST

78
101

NOV. 6 - LJVM - ACCNX

Wake Forest	Min	FG	FT	R	A	TP
Cameron Hildreth*	39	13-18	5-6	6	5	33
Andrew Carr*	34	7-9	10-11	9	1	24
Hunter Sallis*	24	7-14	2-2	2	1	19
Kevin Miller*	24	7-13	2-2	5	0	17
Matthew Marsh*	14	0-1	0-0	2	1	0
Parker Friedrichsen	24	3-6	0-0	3	2	8
Marqus Marion	29	0-2	0-0	6	0	0
Abramo Canka	9	0-1	0-0	0	0	0
Zach Keller	3	0-1	0-0	1	0	0
Team	--	--	--	3	--	--
TOTAL	200	37-65	19-21	37	10	101

Elon	Min	FG	FT	R	A	TP
Max Mackinnon*	29	4-9	5-6	4	4	14
Nick Dorn*	20	3-6	4-4	0	0	13
Rob Higgins*	24	3-7	2-2	1	2	8
Kendall Campbell*	15	3-6	0-0	3	0	7
JaDun Michael*	11	0-0	0-0	1	0	0
Zac Ervin	27	6-9	1-1	2	1	17
TK Simpkins	25	6-9	0-3	5	1	13
LA Pratt	19	2-7	0-0	0	2	4
Deandre Smart	13	1-5	0-0	2	0	2
Isaac Harrell	12	0-1	0-0	2	0	0
Ned Hull	5	0-0	0-0	0	0	0
Team	--	--	--	2	--	--
TOTAL	200	28-59	12-16	22	10	78

Points from	WFU	ELON
Turnovers	14	14
Paint	58	26
Second Chance	15	5
Fast Breaks	10	12
Bench	8	36

Period by Period Scoring	First	Second	Total
Elon	55	23	78
Wake Forest	43	58	101



GAME 2
WAKE FOREST
GEORGIA

77
80

NOV. 10 - STEGEMAN COLISEUM - SEC NETWORK

Wake Forest	Min	FG	FT	R	A	TP
Kevin Miller*	30	6-15	7-7	6	7	22
Andrew Carr*	29	6-11	4-5	8	1	18
Hunter Sallis*	39	5-18	1-2	2	2	13
Cameron Hildreth*	35	4-13	2-2	2	3	12
Matthew Marsh*	20	2-2	0-0	7	0	4
Marqus Marion	29	1-2	2-2	8	0	5
Parker Friedrichsen	14	1-3	0-0	2	1	3
Abramo Canka	3	0-0	0-0	0	0	0
Zach Keller	1	0-0	0-0	0	0	0
Team	--	--	--	6	--	--
TOTAL	200	25-64	16-18	41	14	77

Georgia	Min	FG	FT	R	A	TP
Noah Thomasson*	35	9-18	0-0	5	3	21
Jabri Abdur-Rahim*	31	5-12	4-4	4	0	17
Russel Tchewa*	21	5-11	1-2	6	1	11
RJ Melendez*	32	4-7	2-3	6	2	10
Silas Demary Jr.*	28	3-5	4-4	5	2	10
Jalen DeLoach	19	2-5	1-4	7	0	5
Blue Cain	15	1-3	0-1	0	1	2
Justin Hill	15	1-3	0-0	0	1	2
Dylan James	4	1-2	0-0	1	1	2
Team	--	--	--	4	--	--
TOTAL	200	31-66	12-18	38	11	80

Points from	WFU	UGA
Turnovers	6	12
Paint	26	46
Second Chance	18	16
Fast Breaks	12	14
Bench	8	11

Period by Period Scoring	First	Second	Total
Wake Forest	36	41	77
Georgia	40	40	80



GAME 3
UTAH
WAKE FOREST

77
70

NOV. 16 - TD ARENA - ESPNU

Utah	Min	FG	FT	R	A	TP
Branden Carlson*	31	12-20	3-4	4	1	31
Cole Bajema*	34	4-9	1-2	5	1	11
Lawson Lovering*	21	4-6	1-1	4	2	9
Rollie Worster*	32	3-5	3-6	5	9	7
Gabe Madsen*	25	3-10	0-0	5	2	7
Ben Carlson	20	3-4	1-2	6	0	2
Hunter Erickson	27	1-4	0-0	3	6	0
Keba Keita	7	0-2	0-0	3	1	0
Luka Turlac	3	0-0	0-0	0	0	0
Team	--	--	--	3	--	--
TOTAL	200	30-60	9-15	38	22	77

Wake Forest	Min	FG	FT	R	A	TP
Hunter Sallis*	35	8-13	2-2	2	2	20
Cameron Hildreth*	36	6-12	0-0	5	2	14
Andrew Carr*	36	5-11	2-4	3	0	13
Zach Keller*	29	4-9	0-0	5	0	10
Kevin Miller*	25	3-9	0-0	1	3	7
Parker Friedrichsen	24	2-6	0-0	6	2	6
Marqus Marion	15	0-0	0-0	3	2	0
Team	--	--	--	2	--	--
TOTAL	200	28-60	4-6	27	11	70

Points from	WFU	UTAH
Turnovers	16	9
Paint	30	38
Second Chance	6	7
Fast Breaks	0	2
Bench	6	9

Period by Period Scoring	First	Second	Total
Utah	41	29	70
Wake Forest	31	46	77



GAME 4
TOWSON
WAKE FOREST

61
71

NOV. 17 - TD ARENA - ESPNU

Towson	Min	FG	FT	R	A	TP
Tyler Tejada*	34	7-16	3-3	3	1	17
Messiah Jones*	24	4-9	4-5	9	0	12
Charles Thompson*	34	4-13	3-4	9	1	11
Christian May*	29	3-10	0-0	6	0	6
Rahdir Hicks*	5	0-0	0-0	0	0	0
Dylan Williamson	24	3-9	0-0	2	1	8
Mekhi Lowery	18	1-3	1-2	5	0	3
Tommi Sulaiman	16	0-2	2-2	6	1	2
Chase Paar	6	1-1	0-0	1	0	2
Tyler Coleman	10	0-0	0-0	1	0	0
Team	--	--	--	3	--	--
TOTAL	200	23-63	13-16	45	4	61

Wake Forest	Min	FG	FT	R	A	TP
Kevin Miller*	34	11-17	3-5	0	3	25
Hunter Sallis*	37	8-12	4-5	4	3	24
Cameron Hildreth*	28	4-8	0-0	0	2	9
Andrew Carr*	38	1-6	3-5	8	0	6
Zach Keller*	23	1-3	1-2	5	0	4
Parker Friedrichsen	16	1-5	0-0	1	0	3
Marqus Marion	19	0-1	0-0	2	0	0
Abramo Canka	5	0-1	0-0	0	0	0
Team	--	--	--	6	--	--
TOTAL	200	26-53	11-17	26	8	71

Points from	WFU	TOW
Turnovers	9	6
Paint	34	36
Second Chance	7	18
Fast Breaks	9	0
Bench	3	15

Period by Period Scoring	First	Second	Total
Towson	33	28	61
Wake Forest	35	36	71



GAME 5

**LSU
WAKE FOREST**

**86
80**

NOV. 19 - TD ARENA - ESPN2

LSU	Min	FG	FT	R	A	TP
Will Baker*	38	9-15	4-4	8	1	23
Jordan Wright*	36	5-17	3-7	9	2	15
Jalen Reed*	31	3-9	6-7	6	0	12
Carlos Stewart*	19	3-5	0-0	1	0	8
Mike Williams III*	24	3-8	0-0	2	1	6
Tyrell Ward	28	2-7	4-8	7	3	9
Derek Fountain	19	1-5	4-4	4	0	6
Trae Hannibal	16	2-2	0-1	1	0	4
Mwani Wilkinson	13	1-3	0-0	1	0	3
Daimion Collins	1	0-0	0-0	1	0	0
Team	--	--	--	3	--	--
TOTAL	225	29-71	21-31	43	7	86

Wake Forest	Min	FG	FT	R	A	TP
Hunter Sallis*	45	9-16	0-0	4	1	22
Kevin Miller*	36	5-11	8-8	3	8	19
Cameron Hildreth*	44	5-12	6-6	9	3	18
Andrew Carr*	43	7-16	2-4	9	2	17
Zach Keller*	21	0-1	0-0	3	1	0
Marqus Marion	26	2-2	0-2	5	0	4
Parker Friedrichsen	9	0-2	0-0	1	0	0
Abramo Canka	1	0-0	0-0	0	0	0
Team	--	--	--	5	--	--
TOTAL	225	28-60	16-20	39	15	80

Points from	WFU	LSU
Turnovers	12	16
Paint	32	38
Second Chance	9	8
Fast Breaks	9	8
Bench	4	22

Period by Period Scoring	First	Second	Overtime	Total
LSU	46	26	14	86
Wake Forest	36	36	8	80



GAME 7

**FLORIDA
WAKE FOREST**

**71
82**

NOV. 29 - LJVM COLISEUM - ESPN2

Florida	Min	FG	FT	R	A	TP
Riley Kugel*	35	9-14	2-3	5	0	24
Zyon Pullin*	33	3-13	6-6	5	5	12
Tyrese Samuel*	32	5-9	1-2	8	1	12
Walter Clayton, Jr.*	27	3-11	5-6	3	2	12
Thomas Haugh*	22	1-2	0-0	6	1	3
Alex Condon	18	2-6	1-2	4	1	5
Will Richard	19	1-1	0-0	2	0	3
Denzel Aberdeen	10	0-4	0-0	0	1	0
Julian Rishwain	4	0-0	0-0	0	0	0
Team	--	--	--	0	--	--
TOTAL	200	24-60	15-19	33	11	71

Wake Forest	Min	FG	FT	R	A	TP
Hunter Sallis*	37	8-15	6-7	4	4	24
Andrew Carr*	38	8-13	3-3	6	2	22
Cameron Hildreth*	40	5-10	8-10	6	4	18
Kevin Miller*	28	4-11	3-6	3	1	11
Zach Keller*	21	0-3	0-2	4	0	0
Matthew Marsh	19	2-4	0-1	5	0	4
Parker Friedrichsen	15	1-1	0-0	0	1	3
Marqus Marion	2	0-0	0-0	0	0	0
Team	--	--	--	6	--	--
TOTAL	200	28-57	20-29	34	12	82

Points from	WFU	UF
Turnovers	22	14
Paint	34	28
Second Chance	9	6
Fast Breaks	6	4
Bench	7	8

Period by Period Scoring	First	Second	Total
Florida	36	35	71
Wake Forest	32	50	82



GAME 6

**CHARLESTON SOUTHERN
WAKE FOREST**

**56
71**

NOV. 24 - LJVM COLISEUM - ACCNX

Charleston Southern	Min	FG	FT	R	A	TP
DJ Patrick	34	6-13	0-0	6	1	13
Taje Kelly	31	4-13	4-6	11	2	12
RJ Johnson	33	0-7	7-8	0	4	7
Reginald Duhart Jr.	27	2-3	1-2	5	0	6
Louis Hutchinson	23	1-2	0-0	0	0	3
A'lahn Sumler	22	4-6	0-0	1	1	10
Nobal Days	9	1-2	0-0	2	0	3
Gaddis Heath III	9	1-3	0-0	2	0	2
Jaiden Thompson	12	0-2	0-0	0	1	0
Team	--	--	--	3	--	--
TOTAL	200	19-51	12-16	30	9	56

Wake Forest	Min	FG	FT	R	A	TP
Cameron Hildreth*	36	6-9	8-8	7	3	21
Kevin Miller*	34	5-13	4-5	1	3	14
Hunter Sallis*	30	4-10	2-2	4	2	12
Andrew Carr*	21	2-7	7-8	10	1	12
Zach Keller*	17	2-4	1-2	1	0	5
Marqus Marion	27	1-1	2-2	4	0	5
Matthew Marsh	15	1-1	0-0	3	0	2
Aaron Clark	8	0-1	0-0	0	0	0
Parker Friedrichsen	8	0-2	0-0	0	0	0
Abramo Canka	4	0-0	0-0	0	0	0
Team	--	--	--	2	--	--
TOTAL	200	21-48	24-27	32	9	71

Points from	WFU	CSU
Turnovers	11	10
Paint	28	16
Second Chance	3	7
Fast Breaks	11	0
Bench	7	15

Period by Period Scoring	First	Second	Total
Charleston Southern	32	24	56
Wake Forest	28	43	71



GAME 8

**RUTGERS
WAKE FOREST**

**57
76**

DEC. 6 - LJVM COLISEUM - ACC NETWORK

Rutgers	Min	FG	FT	R	A	TP
Noah Fernandes*	32	4-13	4-4	2	2	13
Aundre Hyatt*	29	4-8	2-4	5	1	13
Clifford Omoruyi*	27	2-4	0-0	4	1	4
Derek Simpson*	18	2-7	0-0	2	0	4
Gavin Griffiths*	18	0-5	0-0	1	0	0
Oskar Palmquist	23	3-6	0-0	5	0	8
Antwone Woolfolk	13	2-2	2-2	2	0	6
Antonio Chol	4	2-4	0-0	0	0	5
Jamichael Davis	23	1-3	0-1	2	4	2
Austin Williams	13	1-4	0-0	2	0	2
Team	--	--	--	5	--	--
TOTAL	200	21-56	8-11	30	8	57

Wake Forest	Min	FG	FT	R	A	TP
Kevin Miller*	33	7-14	5-7	5	4	23
Cameron Hildreth*	38	5-12	2-2	2	6	12
Hunter Sallis*	38	4-11	1-2	2	2	11
Andrew Carr*	31	4-7	2-3	6	2	10
Zach Keller*	12	2-3	0-0	4	0	5
Efton Reid III	27	4-13	4-5	14	1	12
Parker Friedrichsen	12	1-2	0-0	1	1	3
Marqus Marion	9	0-1	0-0	3	0	0
Team	--	--	--	5	--	--
TOTAL	200	27-63	14-19	42	16	76

Points from	WFU	RU
Turnovers	21	9
Paint	32	18
Second Chance	21	6
Fast Breaks	6	2
Bench	15	23

Period by Period Scoring	First	Second	Total
Rutgers	31	26	57
Wake Forest	37	39	76



GAME 9
NJIT
WAKE FOREST

59
83

DEC. 9 - LJVM COLISEUM - ACC NETWORK

NJIT	Min	FG	FT	R	A	TP
Adam Hess*	35	6-16	1-1	2	1	15
Elijah Buchanan*	28	4-13	2-2	5	2	11
Kjell de Graaf*	22	3-4	2-2	6	0	9
Mekhi Gray*	38	2-7	2-2	5	1	7
Sebastian Robinson*	21	1-4	0-0	4	3	2
Jeffrey Akintolu	11	2-2	0-0	4	0	5
Tariq Francis	22	2-7	0-0	3	1	4
Daniel Schreier	17	2-3	0-0	1	0	4
Jalen Robinson	1	1-2	0-0	0	0	2
Justin Anderson	1	0-0	0-0	0	0	0
Isaac Hester	1	0-0	0-0	0	0	0
Jake Goldberg	1	0-1	0-0	0	0	0
Eyal Nankin	1	0-0	0-0	0	0	0
JJ Chaikovsky	1	0-0	0-0	0	0	0
Team	--	--	--	0	--	--
TOTAL	200	23-59	7-7	30	8	59

Wake Forest	Min	FG	FT	R	A	TP
Kevin Miller*	33	7-12	1-2	5	6	15
Hunter Sallis*	37	5-14	4-6	1	3	14
Andrew Carr*	30	6-8	0-0	5	1	12
Cameron Hildreth*	23	4-6	3-5	6	1	12
Zach Keller*	19	2-5	0-0	6	0	6
Parker Friedrichsen	26	6-7	2-3	0	1	19
Matthew Marsh	5	1-1	0-0	1	0	3
Kevin Dunn	1	1-1	0-0	1	0	2
Efton Reid III	14	0-3	0-0	3	0	0
Marqus Marion	9	0-0	0-0	2	0	0
Vincent Ricchiuti	1	0-0	0-0	0	0	0
Will Underwood	1	0-0	0-0	0	0	0
Owen Kmety	1	0-0	0-0	0	1	0
Team	--	--	--	3	--	--
TOTAL	200	32-57	10-16	33	13	83

Points from	WFU	NJIT
Turnovers	12	15
Paint	42	20
Second Chance	9	11
Fast Breaks	19	2
Bench	24	15

Period by Period Scoring	First	Second	Total
NJIT	32	27	59
Wake Forest	38	45	83



GAME 11
PRESBYTERIAN
WAKE FOREST

68
91

DEC. 21 - LJVM COLISEUM - ACCNX

Presbyterian	Min	FG	FT	R	A	TP
Samage Teel*	28	6-13	2-2	4	0	17
Jamahri Harvey*	24	5-13	2-2	0	0	14
Marquis Barnett*	29	3-5	0-0	4	3	6
Kaleb Scott*	15	2-3	1-2	4	0	5
Trevon Reddish-Rhone*	21	0-2	2-2	2	1	2
Kobe Stewart	21	3-7	0-0	1	1	8
Crosby James	14	2-5	1-1	0	0	6
Kory Mincy	12	2-4	2-3	1	1	6
Jonah Pierce	25	1-4	2-4	8	0	4
Carl Parrish	8	0-1	0-0	1	1	0
Henderson Williams	2	0-0	0-0	0	0	0
AJ Shaw	1	0-0	0-0	0	0	0
Team	--	--	--	7	--	--
TOTAL	200	24-57	12-16	32	7	68

Wake Forest	Min	FG	FT	R	A	TP
Andrew Carr*	33	7-11	5-5	9	1	21
Hunter Sallis*	36	9-12	1-2	3	1	20
Kevin Miller*	29	6-9	4-4	1	7	19
Efton Reid III*	33	5-9	4-4	8	0	14
Cameron Hildreth*	29	2-6	7-8	2	3	11
Parker Friedrichsen	20	2-5	0-0	2	1	6
Marqus Marion	6	0-0	0-0	0	0	0
Zach Keller	6	0-1	0-0	0	0	0
Vincent Ricchiuti	2	0-1	0-0	0	0	0
Will Underwood	2	0-1	0-0	0	0	0
Owen Kmety	2	0-0	0-0	1	0	0
Abramo Canka	1	0-1	0-0	0	0	0
Kevin Dunn	1	0-0	0-0	0	0	0
Team	--	--	--	2	--	--
TOTAL	200	31-56	21-23	28	13	91

Points from	WFU	PC
Turnovers	26	5
Paint	38	22
Second Chance	6	7
Fast Breaks	9	11
Bench	6	24

Period by Period Scoring	First	Second	Total
Presbyterian	37	31	68
Wake Forest	40	51	91



GAME 10
DELAWARE STATE
WAKE FOREST

59
88

DEC. 18 - LJVM COLISEUM - ACC NETWORK

Delaware State	Min	FG	FT	R	A	TP
Martaz Robinson*	37	6-15	3-6	8	2	15
Jevin Muniz*	34	3-7	4-4	5	2	12
Deywilk Tavarez*	32	4-11	0-0	5	6	9
Raymond Somerville*	29	4-7	0-0	2	0	8
Alston Andrews*	12	2-5	0-0	1	0	4
Wesley Oba	21	2-4	0-0	5	0	4
Dean Shepherd	3	1-1	1-1	1	0	3
Brandon Stone	11	1-3	0-0	0	0	2
Cameron Stitt	7	1-3	0-0	2	0	2
Khyrie Staten	10	0-2	0-0	0	0	0
Kyle Johnson	1	0-0	0-0	0	0	0
Ricky Deadwyler III	1	0-0	0-0	0	0	0
Elias Walker	1	0-1	0-0	0	0	0
Caleb Surgers	1	0-0	0-2	1	0	0
Team	--	--	--	4	--	--
TOTAL	200	24-59	8-13	34	10	59

Wake Forest	Min	FG	FT	R	A	TP
Hunter Sallis*	28	6-15	6-7	2	3	19
Kevin Miller*	31	6-12	4-6	1	5	17
Andrew Carr*	25	6-7	2-3	11	0	15
Cameron Hildreth*	28	4-8	4-6	1	4	14
Zach Keller*	14	1-1	0-0	3	0	2
Parker Friedrichsen	24	4-8	0-0	3	1	12
Marqus Marion	14	1-2	2-2	2	0	4
Vincent Ricchiuti	1	1-1	0-0	0	0	3
Efton Reid III	22	0-4	2-3	7	1	2
Matthew Marsh	5	0-0	0-0	1	1	0
Abramo Canka	4	0-1	0-0	1	0	0
Aaron Clark	3	0-2	0-0	0	0	0
Will Underwood	1	0-0	0-0	1	0	0
Team	--	--	--	3	--	--
TOTAL	200	29-61	20-27	36	15	88

Points from	WFU	DSU
Turnovers	24	9
Paint	34	20
Second Chance	19	2
Fast Breaks	8	7
Bench	21	11

Period by Period Scoring	First	Second	Total
Delaware State	32	27	59
Wake Forest	42	46	88



GAME 12
VIRGINIA TECH
WAKE FOREST

63
86

DEC. 30 - LJVM COLISEUM - ESPN2

Virginia Tech	Min	FG	FT	R	A	TP
Hunter Cattoor*	32	5-7	3-3	6	2	14
Lynn Kidd*	29	7-15	0-0	5	3	14
Sean Pedulla*	19	2-8	0-0	2	2	5
Mekhi Long*	19	2-3	1-4	5	0	5
MJ Collins*	20	0-3	0-0	2	0	0
Tyler Nickel	29	2-4	6-7	2	1	11
Robbie Beran	17	3-6	0-0	2	2	8
Brandon Rechsteiner	21	2-3	0-0	4	1	4
Mylyjael Poteat	7	1-2	0-0	1	0	2
Patrick Wesster	4	0-1	0-0	0	0	0
Jaydon Young	3	0-0	0-0	1	1	0
Team	--	--	--	2	--	--
TOTAL	200	24-52	10-14	32	12	63

Wake Forest	Min	FG	FT	R	A	TP
Hunter Sallis*	34	8-14	2-4	9	1	20
Andrew Carr*	29	4-9	7-7	8	0	15
Kevin Miller*	31	4-14	6-6	2	2	14
Cameron Hildreth*	31	5-12	2-2	2	1	14
Efton Reid III*	20	5-9	2-2	8	2	13
Parker Friedrichsen	21	1-3	0-0	0	0	3
Vincent Ricchiuti	1	1-2	0-0	0	0	3
Zach Keller	20	1-3	0-0	1	2	2
Marqus Marion	11	1-2	0-0	4	0	2
Abramo Canka	1	0-0	0-0	1	1	0
Will Underwood	1	0-0	0-0	0	0	0
Team	--	--	--	2	--	--
TOTAL	200	30-68	19-21	37	9	86

Points from	WFU	FSU
Turnovers	23	7
Paint	36	30
Second Chance	18	0
Fast Breaks	0	5
Bench	10	25

Period by Period Scoring	First	Second	Total
Florida State	24	39	63
Wake Forest	44	42	86



GAME 13
WAKE FOREST
BOSTON COLLEGE

84
78

JAN. 2 - CONTE FORUM - ACC NETWORK

Wake Forest	Min	FG	FT	R	A	TP
Hunter Sallis*	36	7-16	6-6	3	3	21
Cameron Hildreth*	38	7-10	1-2	2	1	18
Kevin Miller*	23	7-9	2-2	1	7	17
Efton Reid III*	29	5-9	3-3	14	1	13
Andrew Carr*	32	1-4	0-0	7	4	3
Parker Friedrichsen	23	3-6	0-0	2	0	9
Zach Keller	14	1-4	0-0	5	1	3
Marqus Marion	5	0-0	0-0	0	0	0
Team	--	--	--	1	--	--
TOTAL	200	31-58	12-13	35	17	84

Boston College	Min	FG	FT	R	A	TP
Quinten Post*	36	6-13	6-8	3	2	20
Devin McGlockton*	35	5-7	4-5	9	0	15
Claudell Harris, Jr.*	28	6-14	0-1	5	5	15
Jaeden Zackery*	36	3-10	2-2	1	2	9
Prince Alligbe*	22	3-5	0-0	6	1	6
Donald Hand, Jr.	15	2-5	2-4	1	0	7
Mason Madsen	15	2-6	0-0	2	1	5
Armani Mighty	4	0-2	1-2	2	0	1
Chas Kelley III	9	0-3	0-0	2	1	0
Team	--	--	--	3	--	--
TOTAL	200	27-65	15-22	34	12	78

Points from	BC	WFU
Turnovers	6	9
Paint	26	34
Second Chance	13	5
Fast Breaks	8	11
Bench	13	12

Period by Period Scoring	First	Second	Total
Wake Forest	36	48	84
Boston College	40	38	78

2023-24 SEASON STATS

Game Records

Record	Overall	Home	Away	Neutral
ALL GAMES	10-3	8-0	1-1	1-2
CONFERENCE	2-0	1-0	1-0	0-0
NON-CONFERENCE	8-3	7-0	0-1	1-2

Score by Periods

Team	1st	2nd	OT	TOT
Wake Forest	488	564	8	1060
Opponents	469	410	14	893

Team Box Score

No.	Player	Overall			Total		3-Point		F-Throw		Rebounds				PF		DQ		A		TO		BLK		STL		PTS		AVG	
		GP-GS	MIN	AVG	FG-FGA	FG%	3FG-3FGA	3FG%	FT-FTA	FT%	OFF	DEF	TOT	AVG	PF	DQ	A	TO	BLK	STL	PTS	AVG								
23	SALLIS, Hunter	13-13	456:24	35.1	88-180	.489	26-72	.361	37-47	.787	12	30	42	3.2	24	0	28	22	8	14	239	18.4								
0	MILLER, Kevin	13-13	393:27	30.3	78-159	.491	15-41	.366	49-60	.817	5	29	34	2.6	26	0	56	30	1	21	220	16.9								
2	HILDRETH, Cameron	13-13	442:11	34.0	70-136	.515	18-39	.462	48-57	.842	3	47	50	3.8	29	0	38	29	1	9	206	15.8								
11	CARR, Andrew	13-13	418:60	32.2	64-119	.538	13-35	.371	47-58	.810	32	67	99	7.6	32	0	15	20	22	8	188	14.5								
4	REID, Efton	6-3	145:42	24.3	19-47	.404	1-7	.143	15-17	.882	9	45	54	9.0	19	1	5	5	9	5	54	9.0								
20	FRIEDRICHSEN, Parker	13-0	234:01	18.0	25-56	.446	23-53	.434	2-3	.667	3	18	21	1.6	10	0	10	3	1	9	75	5.8								
25	KELLER, Zach	13-8	200:22	15.4	14-38	.368	7-21	.333	2-6	.333	9	29	38	2.9	21	1	4	7	8	7	37	2.8								
33	MARSH, Matthew	6-2	77:27	12.9	6-9	.667	1-2	.500	0-1	.000	5	14	19	3.2	6	0	2	4	4	2	13	2.2								
1	MARION, Marqus	13-0	200:27	15.4	6-13	.462	2-5	.400	6-8	.750	14	25	39	3.0	19	0	2	5	5	6	20	1.5								
45	RICCHIUTI, Vincent	5-0	05:07	1.0	2-4	.500	2-4	.500	0-0	.000	0	0	0	0.0	0	0	0	0	0	0	6	1.2								
51	DUNN, Kevin	3-0	02:07	0.7	1-1	1.000	0-0	.000	0-0	.000	0	1	1	0.3	1	0	0	0	0	0	2	0.7								
10	CANKA, Abramo	8-0	28:58	3.6	0-4	.000	0-3	.000	0-0	.000	1	1	2	0.3	2	0	1	1	0	0	0	0.0								
55	KMETY, Owen	3-0	02:59	1.0	0-0	.000	0-0	.000	0-0	.000	0	1	1	0.3	0	0	1	0	0	0	0	0.0								
13	CLARK, Aaron	2-0	11:07	5.6	0-3	.000	0-3	.000	0-0	.000	0	0	0	0.0	2	0	0	0	2	1	0	0.0								
52	UNDERWOOD, Will	5-0	05:41	1.1	0-1	.000	0-0	.000	0-0	.000	0	1	1	0.2	0	0	0	0	0	0	0	0.0								
Team											19	27	46				8													
Total		13	2625		373-770	.484	108-285	.379	206-257	.802	112	335	447	34.4	191	2	162	134	61	82	1060	81.5								
Opponents		13	2625		327-778	.420	85-263	.323	154-214	.720	138	303	441	33.9	233	5	131	167	46	69	893	68.7								

Team Statistics

	WF	OPP
Scoring	1060	893
Points per game	81.5	68.7
Scoring margin	+12.8	-
Field goals-att	373-770	327-778
Field goal pct	.484	.420
3 point fg-att	108-285	85-263
3-point FG pct	.379	.323
3-pt FG made per game	8.3	6.5
Free throws-att	206-257	154-214
Free throw pct	.802	.720
F-Throws made per game	15.8	11.8
Rebounds	447	441
Rebounds per game	34.4	33.9
Rebounding margin	+0.5	-
Assists	162	131
Assists per game	12.5	10.1
Turnovers	134	167
Turnovers per game	10.3	12.8
Turnover margin	+2.5	-
Assist/turnover ratio	1.2	0.8
Steals	82	69
Steals per game	6.3	5.3
Blocks	61	46
Blocks per game	4.7	3.5
Winning streak	8	-
Home win streak	8	-
Attendance	59677	12441
Home games-Avg/Game	8-7460	2-6221
Neutral site-Avg/Game	-	3-2842

Team Results

Date	Opponent	Score	Att.
11/06/2023	Elon	W 101-78	6641
11/10/2023	at Georgia	L 77-80	8176
11/16/2023	vs Utah	L 70-77	2745
11/17/2023	vs Towson	W 71-61	3029
11/19/2023	vs LSU	Lot 80-86	2753
11/24/2023	Charleston So.	W 71-56	6702
11/29/2023	Florida	W 82-71	8165
12/06/2023	Rutgers	W 76-57	7692
12/09/2023	NJIT	W 83-59	7224
12/18/2023	Delaware St.	W 88-59	6423
12/21/2023	Presbyterian	W 91-68	6775
12/30/2023	Virginia Tech	W 86-63	10055
01/02/2024	at Boston College	W 84-78	4265

2023-24 CONFERENCE ONLY STATS

Game Records

Record	Overall	Home	Away	Neutral
ALL GAMES	2-0	1-0	1-0	0-0
CONFERENCE	2-0	1-0	1-0	0-0
NON-CONFERENCE	0-0	0-0	0-0	0-0

Score by Periods

Team	1st	2nd	OT	TOT
Wake Forest	80	90	0	170
Opponents	64	77	0	141

Team Box Score

No.	Player	Total			3-Point		F-Throw		Rebounds				Other Stats									
		GP-GS	MIN	AVG	FG-FGA	FG%	3FG-3FGA	3FG%	FT-FTA	FT%	OFF	DEF	TOT	AVG	PF	DQ	A	TO	BLK	STL	PTS	AVG
23	SALLIS, Hunter	2-2	70:26	35.2	15-30	.500	3-10	.300	8-10	.800	6	6	12	6.0	4	0	4	1	3	2	41	20.5
2	HILDRETH, Cameron	2-2	67:43	33.9	12-22	.545	5-6	.833	3-4	.750	0	4	4	2.0	6	0	2	5	0	2	32	16.0
0	MILLER, Kevin	2-2	54:56	27.5	11-23	.478	1-3	.333	8-8	1.000	0	3	3	1.5	6	0	9	5	0	3	31	15.5
4	REID, Efton	2-2	48:16	24.1	10-18	.556	1-2	.500	5-5	1.000	3	19	22	11.0	7	0	3	2	1	3	26	13.0
11	CARR, Andrew	2-2	60:56	30.5	5-13	.385	1-5	.200	7-7	1.000	2	13	15	7.5	4	0	4	3	2	2	18	9.0
20	FRIEDRICHSEN, Parker	2-0	42:43	21.4	4-9	.444	4-9	.444	0-0	.000	1	1	2	1.0	3	0	0	0	0	0	12	6.0
45	RICCHIUTI, Vincent	1-0	01:22	1.4	1-2	.500	1-2	.500	0-0	.000	0	0	0	0.0	0	0	0	0	0	0	3	3.0
25	KELLER, Zach	2-0	34:17	17.1	2-7	.286	1-3	.333	0-0	.000	2	4	6	3.0	2	0	3	0	1	3	5	2.5
1	MARION, Marqus	2-0	16:31	8.3	1-2	.500	0-0	.000	0-0	.000	3	1	4	2.0	1	0	0	0	0	0	2	1.0
52	UNDERWOOD, Will	1-0	01:22	1.4	0-0	.000	0-0	.000	0-0	.000	0	0	0	0.0	0	0	0	0	0	0	0	0.0
10	CANKA, Abramo	1-0	01:28	1.5	0-0	.000	0-0	.000	0-0	.000	0	1	1	1.0	0	0	1	0	0	0	0	0.0
Team												3	3				1					
Total		2	400		61-126	.484	17-40	.425	31-34	.912	17	55	72	36.0	33	0	26	17	7	15	170	85.0
Opponents		2	400		51-117	.436	14-40	.350	25-36	.694	17	49	66	33.0	34	0	24	27	7	5	141	70.5

Team Statistics

	WF	OPP
Scoring	170	141
Points per game	85.0	70.5
Scoring margin	+14.5	-
Field goals-att	61-126	51-117
Field goal pct	.484	.436
3 point fg-att	17-40	14-40
3-point FG pct	.425	.350
3-pt FG made per game	8.5	7.0
Free throws-att	31-34	25-36
Free throw pct	.912	.694
F-Throws made per game	15.5	12.5
Rebounds	72	66
Rebounds per game	36.0	33.0
Rebounding margin	+3.0	-
Assists	26	24
Assists per game	13.0	12.0
Turnovers	17	27
Turnovers per game	8.5	13.5
Turnover margin	+5.0	-
Assist/turnover ratio	1.5	0.9
Steals	15	5
Steals per game	7.5	2.5
Blocks	7	7
Blocks per game	3.5	3.5
Winning streak	2	-
Home win streak	1	-
Attendance	10055	4265
Home games-Avg/Game	1-10055	1-4265
Neutral site-Avg/Game	-	0-0

Team Results

Date	Opponent		Score	Att.
12/30/2023	Virginia Tech	W	86-63	10055
01/02/2024	at Boston College	W	84-78	4265