



WAKE FOREST WOMEN'S BASKETBALL



11 POSTSEASON APPEARANCES » 35 ALL-ACC SELECTIONS » 10 ALL-AMERICANS » 3 FRESHMAN ALL-AMERICANS

THE MATCHUP

GAME NO. 15

JANUARY 7, 2023 | WATSCO CENTER (CORAL GABLES, FLA.)

WAKE FOREST DEMON DEACONS



Head Coach:

Megan Gebbia

Record at Wake Forest:

21-27 (2nd year)

2023-24 Record:

4-10, 0-2 ACC

VS



RV MIAMI HURRICANES

Head Coach:

Katie Meier

Record at Miami:

353-227 (19th Year)

2023-24 Record:

10-3, 0-2 ACC

PROBABLE STARTERS

Wake Forest			Ht.	Yr.	Hometown	PPG	RPG	Other
G	2	Kaia Harrison	5-7	Gr.	Baldwin, N.Y.	10.4	3.4	2.4 Ast/G
G	21	Elise Williams	5-9	Jr.	Raleigh, N.C.	11.2	4.8	4.0 Ast/G
F	11	Raegyn Conley	6-2	Jr.	Chattanooga, Tenn.	4.4	2.5	15.4 MPG
G	32	Alexandria Scruggs	5-10	Gr.	Fayetteville, N.C.	7.8	5.3	28.2 MPG
F	5	Malaya Cowles	6-2	R-So.	Wilkesboro, N.C.	9.8	3.9	.577 FG%
Miami			Ht.	Yr.	Hometown	PPG	RPG	Other
G	30	Shayann Day-Wilson	5-6	Jr.	Toronto, Ontario	8.9	2.9	3.8 Ast/G
G	13	Lashae Dwyer	5-6	Jr.	Toronto, Ontario	7.5	2.6	2.2 Ast/G
G	5	Jaida Patrick	5-10	Gr.	West Haverstraw, N.Y.	8.4	3.5	27.2 MPG
G	4	Jasyme Roberts	5-10	Jr.	Jacksonville, Fla.	10.8	5.2	1.8 Stl/G
F	44	Kyla Oldacre	6-6	So.	Mason, Ohio	6.7	5.5	.563 FG%

OFF THE BENCH

Wake Forest			Ht.	Yr.	Hometown	PPG	RPG	Other
G	12	Kate Deeble	5-9	R-Fr.	Brisbane, Australia	5.1	1.9	1.6 Ast/G
F	22	Madisyn Jordan	6-1	Fr.	Morrisville, N.C.	4.9	1.7	13.4 MPG
G	0	Alyssa Andrews	6-0	Jr.	Woodbridge, Va.	3.5	4.5	1.0 Ast/G
Miami			Ht.	Yr.	Hometown	PPG	RPG	Other
G	12	Ja'Leah Williams	5-9	Jr.	Pompano Beach, Fla.	8.2	2.8	2.8 Ast/G
G	1	Lemyah Hylton	5-11	So.	Mississauga, Ontario	7.6	2.0	19.9 MPG
G	21	Ally Stedman	5-9	Jr.	Phoenix, Ariz.	3.5	0.8	0.5 Ast/G

KEY STORYLINES

LAST TIME

- **ELISE'S CAREER NIGHT:** Individually, the Deacs were led by a career-high 29 points on 10-of-18 shooting (55.6 percent) from Williams, the most points scored by a Demon Deacon this season and most since February of last year.
- **DEFENSIVE EFFORT:** Defensively, Wake Forest forced 17 turnovers, the second-most by Virginia Tech this season. Of note, the Deacs have forced double-digit turnovers in 26-consecutive games dating back to January of last year. Additionally, the Deacs limited themselves to just nine turnovers, their second-fewest mark of the season and fewest by a Virginia Tech opponent this campaign.
- **SCRUGGS MAKES HISTORY:** Alexandria Scruggs made her 131st appearance in a Wake Forest uniform, surpassing Lakevia Boykin (2009-13) for the most in program history.

GEBBIA ERA YEAR ONE

- In just her first season, Gebbia had a host of accomplishments:
 - Winningest first-year head coach in program history
 - 17 wins tied the most since the 2011-12 season
 - Talled the most wins against ACC opponents by a first-year head coach
 - Wins over four NCAA Tournament teams including wins over two Elite Eight teams
 - Grabbed 12 wins at home, the fourth-highest total in program history
 - Finished second in program history with 227 threes made
 - Ended the season ranked fourth in program history with 123 blocks
 - Held ACC opponents at home to just 19.2 percent shooting from three
 - Limited five of nine ACC teams at home to one or less three-pointer made
 - Increased the team's assist percentage by nearly 20 percent

SERIES HISTORY

- **ALL-TIME VS. MIAMI:** Wake Forest currently owns a 13-16 record against Miami, dating back to 1983. Of note, the two sides have split the last four meetings, winning two apiece.
- **LAST TIME AGAINST THE HURRICANES:** Behind stellar defense and a strong third quarter push, Wake Forest defeated Miami, 55-52, on Jan. 29 at LJM Coliseum. Elise Williams posted double-figure points and helped set the tone coming out of the halftime interval. In the third, she posted 11 of her 13 points, leading the Deacs to 57 percent shooting in the quarter and Wake Forest started the quarter on a 12-0 run to swing momentum back in its favor. The Deacs led nearly the entire remaining of the game.
- **A WIN WOULD:** Mark the first road ACC win of the Megan Gebbia era.

2023-24 SCHEDULE

RECORD

4-10

ACC	0-2
NON-CONFERENCE	4-10
HOME	3-5
AWAY	0-4
NEUTRAL	1-1

DATE	OPPONENT	TIME/RESULT
11/6	Wofford	W, 75-65
11/11	at Davidson	L, 52-57
11/15	NC A&T	L, 51-56
11/18	BYU (1)	L, 44-67
11/20	Saint Louis (1)	W, 94-66
11/26	Villanova	L, 65-74
11/30	Texas A&M (2)	L, 57-81
12/3	at James Madison	L, 53-55
12/7	Charlotte	L, 58-69
12/10	Norfolk State	W, 51-46
12/17	at Georgetown	L, 44-60
12/21	Marshall	W, 66-59
12/31	at #22 Florida State*	L, 61-73
1/4	#13 Virginia Tech*	L, 73-82
1/7	at Miami*	2 p.m.
1/11	Syracuse*	11:30 a.m.
1/14	at Louisville*	2 p.m.
1/18	at Boston College*	7 p.m.
1/21	Notre Dame*	2 p.m.
1/28	at Clemson*	6 p.m.
2/1	Miami*	6 p.m.
2/4	Georgia Tech*	2 p.m.
2/8	at Duke*	7 p.m.
2/11	Virginia*	2 p.m.
2/15	Florida State*	6 p.m.
2/18	North Carolina*	6 p.m.
2/22	at Pitt*	7 p.m.
2/25	at Georgia Tech*	2 p.m.
2/29	Clemson*	6 p.m.
3/3	at NC State*	2 p.m.

* Atlantic Coast Conference game
1 - North Shore Showcase (Laie, Hawaii)
2 - ACC/SEC Challenge
All times Eastern

BROADCAST INFORMATION

TV: ACCNX
Play-by-Play: TBD
Analyst: TBD
Stats: Statbroadcast.com



SOCIAL MEDIA:



@WAKEWBB



WAKE WBB

QUICK FACTS

THE BASICS

Location: Winston-Salem, N.C.
 Founded: 1834
 Move to Winston-Salem: 1941
 Conference: Atlantic Coast
 Enrollment: 8,116
 Endowment: \$1.32 billion
 Colors: Old Gold & Black
 Nickname: Demon Deacons
 Mascot: The Demon Deacon
 Band: The Spirit of the Old Gold & Black
 University President: Susan R. Wente
 Provost: Michele Gillespie
 Director of Athletics: John Currie
 Senior Woman Admin: Lindsey Babcock
 Athletic Department Phone: 336-758-5616
 Ticket Office Phone: 336-758-3322

COURT FACTS

LAWRENCE JOEL VETERANS MEMORIAL COLISEUM
 Capacity: 14,665
 Largest Crowd: 10,001 vs. Charlotte (12/18/17)
 Largest Crowd 2019-20: 9,121 vs. Campbell (12/16/19)

PRACTICE FACILITY

SHAH BASKETBALL COMPLEX
 Opened: Sept. 13, 2019
 Name: In honor of Mit Shah ('91) whose \$5 million lead gift made the facility possible
 Features:
 - \$12 million project
 - 24,400 square feet practice facility both the men's and women's basketball programs
 - Two practice courts and a total of 13 baskets
 - 6,000 square feet of strength & conditioning equipment
 - 17,000 square feet of meeting rooms, coaches offices and a heritage area for the men's and women's basketball programs
 - Over 1,500 square feet will be used for a customized nutrition center

MEDIA RELATIONS INFORMATION

Overnight Mail Address
 PO Box 7426
 Winston-Salem, NC 27109

Andy Kovar
 Office Phone: 336-758-1880
 Cell: 224-456-3152
 Email: kovara@wfu.edu

FOLLOW ONLINE

Website
GoDeacs.com/womens-basketball
 Twitter
 @WakeWBB
 @CoachMegGebbia
 @naflores22
 @CoachStallsWF
 @MilletteGreen
 Facebook
Facebook.com/WakeWBB
 Instagram
[wakewbb](https://Instagram/wakewbb)



2023-24 WAKE FOREST ROSTER

No	Name	Pos.	Ht.	Class	Hometown/High School/Last College
0	Alyssa Andrews	G	6-0	Jr.	Woodbridge, Va./Colgan
1	Makaela Quimby	G	5-9	Fr.	Owing Mills, Md./McDonogh School
2	Kaia Harrison	G	5-7	Gr.	Baldwin, N.Y./Baldwin
4	Aliyah McWhorter	G	6-1	Sr.	Cincinnati, Ohio/Sycamore
5	Malaya Cowles	F	6-3	R-So.	Wilkesboro, N.C./Winston-Salem Christian
11	Raegyn Conley	G	6-0	Jr.	Chattanooga, Tenn./Baylor School
12	Kate Deeble	G	5-8	R-Fr.	Brisbane, Australia/BA Centre of Excellence
14	Rylie Theuerkauf	G	5-9	Fr.	Tenafly, N.J./Tenafly
21	Elise Williams	G	5-9	Jr.	Raleigh, N.C./Wakefield
22	Madisyn Jordan	G	6-1	Fr.	Morrisville, N.C./Panther Creek
25	Demeara Hinds	F	6-2	Jr.	Douglasville, Ga./Lithia Springs
32	Alexandria Scruggs	G	5-10	Sr.	Fayetteville, N.C./E.E. Smith

COACHING STAFF

Head Coach: Megan Gebbia (Towson, '94)
 Record at Wake Forest (Years): 21-27 (2nd)
 Overall Record: 181-132
 Assistant Coach: Nikki Flores (Second Season)
 Assistant Coach: Emily Stallings (Second Season)
 Assistant Coach: Millette Green (Second Season)
 Director of Operations: Katie Dunn (Second Season)
 Video Coordinator: Darius Mazyck (First Season)

SUPPORT STAFF

Sports Medicine: Scott Spornoga (25th Season)
 Strength & Conditioning: Dustin Dailey (Second Season)
 Director of Analytics and Player Personnel: Joey White (Second Season)
 Assistant Director of Student Athlete Success: Nia Randall (First Season)
 Digital Media & Recruiting Content Manager: Sam Rinkus (Second Season)
 Administrative Assistant: Mary Ann Justus (22nd Season)

PRONUNCIATION GUIDE

Megan Gebbia	Jeh-bia
Demeara Hinds	De-mere-a
Malaya Cowles	Coals
Kaia Harrison	Kai-uh
Kate Deeble	Katie

TEAM INFORMATION

2022-23 Record: 17-17
 ACC Record (Finish): 5-13 (T-11th)
 NCAA Finish (AP Rank): N/A (N/A)
 Starters Returning: 3
 G Elise Williams, G Kaia Harrison, F Demeara Hinds
 Starters Lost: 2
 G Jewel Spear, F Olivia Summiel
 Newcomers: 3
 3 Freshmen, 0 Transfers
 G Makaela Quimby, G Rylie Theuerkauf, G Madisyn Jordan
 Competition Facility: Lawrence Joel Veterans Memorial Coliseum
 Practice Facility: Shah Basketball Complex (Budd Gym)

BY THE NUMBERS

131

Thursday marked the 131st game for Alexandria Scruggs which broke the record for the most games played in program.

29

Elise Williams scored a career high 29 points Thursday, while shooting a perfect 6-for-6 from the charity stripe.

25

Wake Forest welcomes in a top-25 ranked recruiting class that includes a pair of players that finished ranked in the top 100 according to ESPNW.

FAST BREAK

ELISE CONTINUES TO GROW

- Junior guard Elise Williams scored a career-high 29 points against No. 13 Virginia Tech Thursday, shooting 10-of-18 from the floor.
- Williams currently leads the Demon Deacons in scoring, averaging 11.2 points per game.
- Williams appeared in all 34 games last season which tied the most games played in a single-season in program history. She led the team in steals per game (1.5) and assists per game (2.9). Additionally, Williams is the Demon Deacons' leading returning scorer as she tallied a career-best 10.3 points per contest a year ago.
- Last season, Williams tallied 16 points against Louisville in the ACC Tournament. Of note, Williams tallied double-digit points in nine-consecutive games this season during ACC play last season.
- Against Georgia Tech, Elise Williams finished the game as the Deacs' high scorer, totaling 15 points on 6-of-12 shooting while also converting 3-of-3 free throws.
- Additionally, the Raleigh, N.C., native had a well-rounded game for the Deacs in the win over Rhode Island as she led the team in rebounding (6) and assists (5).
- The junior guard ended the conference opener against Virginia with a new career high on the glass, posting nine rebounds against the Cavaliers. In addition to the rebounding effort, Williams also finished in double figures in the score column, tallying 10 points in the loss, a team best. The junior was nearly perfect at the line, going 7-of-8 from the charity stripe which was also a team-high and career-best.
- In her first full season at Wake Forest in 2021-22, Williams was a key to the Deacs success last season contributing in nearly every area.
 - She led the team in assists (87), steals (51) while ranking second for the Deacs in scoring (9.5 PPG), three-point makes (28) and blocks (13) in 2021-22.

SCRUGGS BREAKS THE RECORD

- Alexandria Scruggs made her 131st appearance in a Wake Forest uniform, surpassing Lakevia Boykin (2009-13) for the most in program history. The graduate student finished the contest with 11 points on 5-of-9 shooting in addition to three rebounds.

FROM THE STRIPE

- Through 14 games this season, the Demon Deacons have seen a massive uptick in free throw shooting percentage, going from 66.0 percent (343-of-520) last season to 72.0 percent (154-of-214) this season.

LOCKDOWN DEFENSE

- Defensively, Wake Forest held Florida State to just 73 points Sunday, marking the second-fewest points the Seminoles have scored in a contest all season. Of note, Florida State came into Sunday averaging 86.0 points per game. The Demon Deacons held the Seminoles to just 43.6 percent shooting from the field.
- Additionally, the Deacs limited Florida State to just four three-pointers made, marking a season-low. The Demon Deacons forced 15 Florida State turnovers Sunday, despite the Seminoles coming into Sunday averaging only 11.2 per game. Of note, Florida State came in ranked top-10 in the country in turnover offense.
- The Deacs also won the turnover battle, despite the Seminoles averaging a +4.2 turnover margin over their first 13 games of the season.
- Wake Forest posted seven blocks in the game against

Marshall, the most this season and most since the game against Florida State last season in the ACC Tournament. Conley led the effort with three blocks, tying the highest total by any Demon Deacon this season.

- In 34 games last season, the Demon Deacons did a stellar job of holding their opponents down in shooting and scoring. The Deacs held their opponents to an average of 60.1 points allowed per game, ranking 71st nationally and fifth in the ACC in the category.
- This was a massive improvement in the rankings from the 2021-22 when the Deacs ended the year ranked 164th nationally and ninth in the ACC in the category at 63.0 points per game.
- Wake Forest held their opponents to just 39.6 percent shooting from the field and just 28.5 percent shooting from behind the arc. The opponent shooting percentage ranks 146th in the nation, the Deacs also ranked 92nd with 3.6 blocks per game and the three-point defense ranked 56th last season.

COWLES GETS IT GOING

- Malaya Cowles recorded 16 points, while shooting a solid 7-of-13 from the floor against Florida State. Sunday marked her second-consecutive game scoring in double figures and her sixth overall this season.
- Additionally, Cowles went a perfect 5-of-5 from the floor as she finished with 11 points, two rebounds and two steals against Marshall.

FORCING TURNSOVERS

- Defensively, the Demon Deacons forced 17 turnovers, the second-most by Virginia Tech this season. The Deacs have forced double-digit turnovers in 26-consecutive games dating back to January of last year.
- The Deacs had 11 steals overall against Georgetown which was the fourth time this season they have forced double-digit steals and the first time since the win over Saint Louis in Hawaii.
- Against Villanova, the Demon Deacons turned the Wildcats over a season-high 10 times in the game as Villanova came into the contest second in the country in assist-to-turnover ratio.
- Prior to that, Wake Forest forced 19 Saint Louis turnovers, the second-most the Billikens had committed in a single game this season and it resulted in 20 points on the other end for the Demon Deacons.
- In the Deacs' game against BYU, they forced 26 turnovers, marking the most since January 22, 2017 against Georgia Tech when the Demon Deacons also forced 26 turnovers in the game. Additionally, it was the first time since December 18 and 21, 2017 against Charlotte and College of Charleston that Wake Forest has produced 20 or more opponent turnovers in back-to-back games. It marked the first time since March 16, 2017 (Washington State) that a Power-5 team had forced BYU into 26 or more turnovers.

TOP-25 SIGNING CLASS

- The Wake Forest women's basketball team announced the addition of three players during National Signing Day, marking the first official signing class for head coach Megan Gebbia.
- In Madisyn Jordan, Makaela Quimby and Rylie Theuerkauf, the Demon Deacons signed some of the best talent in the country. This marks the first time since the 2014 class that the Deacs have signed

OUR RECORD WHEN...

	Overall	ACC
LOCATION		
Home	3-5	0-1
Away	0-4	0-1
Neutral	1-1	0-0
RANKING		
vs. Ranked Opponent	0-2	0-2
SITUATIONAL		
After Win	0-4	0-1
After Loss	3-6	0-1
In Overtime	0-0	0-0
Leading at Half	2-1	0-0
Trailing at Half	1-8	0-2
Tied at Half	1-1	0-0
FIELD GOAL PERCENTAGE		
WF shoots 40% or better	3-4	0-1
WF shoots 40% or less	1-6	0-1
Opp. shoots 40% or better	1-7	0-2
Opp. shoots 40% or less	3-3	0-0
THREE POINT PERCENTAGE		
WF shoots 35% or better	2-2	0-1
WF shoots 35% or less	2-8	0-1
Opp. shoots 35% or better	1-3	0-1
Opp. shoots 35% or less	3-7	0-1
FREE THROW PERCENTAGE		
WF shoots 75% or better	2-4	0-1
WF shoots 75% or less	2-6	0-1
Opp. shoots 75% or better	1-5	0-1
Opp. shoots 75% or less	3-5	0-1
FIELD GOAL ATTEMPTS		
WF attempts more FG	2-4	0-2
Opp. attempts more FG	2-6	0-0
Same number of FG	0-0	0-0
THREE POINT ATTEMPTS		
WF attempts more 3FG	3-6	0-1
Opp. attempts more 3FG	1-2	0-0
Same number of 3FG	0-2	0-1
FREE THROW ATTEMPTS		
WF attempts more FT	1-3	0-0
Opp. attempts more FT	2-6	0-2
Same number of FT	1-1	0-0
REBOUNDS		
WF grabs more rebounds	2-1	0-0
Opp. grabs more rebounds	1-9	0-2
Same number of rebounds	1-0	0-0
TURNSOVERS		
WF has more TO	2-4	0-0
Opp. has more TO	2-6	0-2
Same number of TO	0-0	0-0
SECOND CHANCE POINTS		
WF has more 2nd chance	2-0	0-0
Opp. has more 2nd chance	0-7	0-2
Same number of 2nd chance	2-3	0-0
POINTS IN THE PAINT		
WF has more PIP	4-3	0-0
Opp. has more PIP	0-5	0-1
Same number of PIP	0-2	0-1
MONTH		
November	2-5	0-0
December	2-4	0-1
January	0-1	0-1
February	0-0	0-0
March	0-0	0-0
DAY		
Sunday	1-3	0-1
Monday	2-0	0-0
Tuesday	0-1	0-0
Wednesday	0-1	0-0
Thursday	1-3	0-1
Friday	0-0	0-0
Saturday	0-2	0-0

ACROSS ACC & NATION

2023-24 ACC STANDINGS

	CONF	OVERALL	STREAK	HOME	ROAD	NEUTRAL
NC State	2-0	14-0	W14	8-0	3-0	3-0
Louisville	2-0	13-2	W3	8-0	3-1	2-1
Virginia Tech	2-0	11-2	W6	7-0	2-1	2-1
North Carolina	2-0	10-4	W4	8-1	0-0	2-3
Florida State	2-1	11-4	L1	8-1	2-1	1-2
Syracuse	1-1	11-2	L1	8-0	1-2	2-0
Notre Dame	1-1	10-2	W1	5-0	4-1	1-1
Georgia Tech	1-1	10-4	W1	7-1	2-2	1-1
Boston College	1-1	9-6	W1	8-1	1-3	0-2
Clemson	1-1	8-6	L1	7-1	0-3	1-2
Duke	1-2	9-5	L1	7-2	2-3	0-0
Miami	0-2	10-3	L2	9-1	1-1	0-1
Virginia	0-2	8-5	L2	6-3	1-1	1-1
Pitt	0-2	6-9	L2	5-3	0-3	1-3
Wake Forest	0-2	4-10	L2	3-5	0-4	1-1

Around the ACC

Thursday, Jan. 4

Notre Dame at Pitt | 6 p.m. | ACCN

Syracuse at North Carolina | 6 p.m. | ACCNX

Virginia Tech at Wake Forest | 6 p.m. | ACCNX

Miami at Boston College | 7 p.m. | ACCNX

Florida State at NC State | 7 p.m. | ACCNX

Virginia at Georgia Tech | 7 p.m. | ACCNX

Duke at Louisville | 8 p.m. | ACCN

Sunday, Jan. 7

Duke at Virginia | Noon | The CW

NC State at Virginia Tech | Noon | ACCN

Georgia Tech at Pitt | 2 p.m. | ACCN

Wake Forest at Miami | 2 p.m. | ACCNX

Florida State at Clemson | 4 p.m. | ACCN

North Carolina at Notre Dame | 5 p.m. | ESPN2

Boston College at Syracuse | 6 p.m. | ACCN

AP TOP 25 POLL

AS OF JAN. 1

Rank	Team	Record	Prev.
1	South Carolina (34)	12-0	1
2	UCLA (1)	12-0	2
3	NC State	13-0	3
4	Iowa	13-1	4
5	Colorado	11-1	8
6	Baylor	12-0	10
7	LSU	13-1	7
8	Stanford	12-1	9
9	USC	10-1	6
10	Texas	13-1	5
11	Kansas State	13-1	11
12	UConn	10-3	15
13	Virginia Tech	10-2	14
14	Indiana	11-1	16
15	Utah	10-3	12
16	Notre Dame	9-2	13
17	Louisville	12-2	19
18	Gonzaga	13-2	20
19	Marquette	12-1	18
20	Ohio State	10-3	17
21	Creighton	10-2	21
22	Florida State	11-3	22
23	TCU	14-0	21
24	West Virginia	12-0	25
25	Syracuse	11-1	NR

Receiving Votes: **North Carolina, Texas A&M, Miami, Davidson**

* Bold-Opponents on WF's 2023-24 schedule

MORE NOTES

- multiple top-100 players in the same class. This marks the first time since the 2014 class that the Deacs have signed multiple top-100 players in the same class and just the second time in the ESPNW era.
- Additionally, ESPN ranked the Demon Deacons class as one of the top-25 in the country.
 - F Madysyn Jordan ranked as the No. 67 player nationally according to the latest ESPNW rankings, making her the highest-ranked signee since Raegyn Conley at No. 60 in 2021. Jordan garnered All-State and All-District honors during all four of her high school seasons at Panther Creek and led her team to a N.C. High School Athletic Association 4A State Championship victory as a senior. The sharpshooter led all of 4A in North Carolina for 3-point field goals.
 - G Mak Quimby rated as high as the top 30 in the Blue Star rankings and has been one of the higher ranked players in the class throughout her high school career. Quimby led her high school team to the Geico Nationals Semifinals as a senior. Additionally, she has played at the highest level of AAU throughout her high school career.
 - G Rylie Theuerkauf is an elite scorer and ranked as the No. 85 player in the nation by ESPNW and additionally is the No. 29 guard in the country. She finished her career with 2,482 points in her high school career at Tenafly HS. Theuerkauf posted 28.5 points per game during her senior season while grabbing 8.3 rebounds per game, averaged 29.2 points per game as a junior, leading the state in that category and posted 36.4 points per game as a sophomore, ranking second in nation according to MaxPreps and her 38.2 points per 32 also ranked second in country MaxPreps.

TEAMWORK

- The Demon Deacons recorded 14 assists on 23 made baskets (60.8 percent) against the Seminoles. It marked the ninth-consecutive game in which the Deacs recorded at least 10 assists and 11th time overall. The Deacs have notched an assist on 58.9

percent of their made baskets this season.

- Under head coach Megan Gebbia, the Demon Deacons saw a huge increase in number of assists and percentage of assists on made baskets last season. Wake Forest ranked in the 80th percentile country, assisting on 59.1 percent of made baskets versus 2021-22 where their 45.0 percent of assists on made baskets ranked in the 4th percentile in the country.

WAKE FOREST INVESTMENT IN BASKETBALL

- Over the last five years, Wake Forest has invested over \$27 million in basketball facilities. The latest investment was the \$7.2 million project for the Dr. Carol Guth and Chris Paul Family women's and men's clubhouses that were completed in September of 2022.
- Both clubhouses feature over 6,000 square feet of space, 18 expansive player lockers with built-in ventilation, wireless charging station for electronics, RGB LED lighting and 43" digital screens above each locker.
 - The players lounge in each clubhouse has three separate TV/multimedia areas with comfortable seating for rest, relaxation and a space for the student-athletes. Additionally, there is a nutrition area in this space with a community table for team meals.
 - Each Clubhouse features state-of-the-art sports medicine and performance elements, including recovery pods and hydrotherapy, as well as showers and bathrooms.
 - Wake Forest basketball student-athletes can enjoy an outdoor heated covered patio with a view of the beautiful Reynolda Campus and Kentner Stadium.

STREAKS/SUPERLATIVES

STARTS AND STREAKS

Player	GP	Starts	GS Streak
Alexandria Scruggs	131	73	15
Kaia Harrison	127	64	12
Demeara Hinds	82	35	0
Elise Williams	82	69	4
Alyssa Andrews	78	12	0
Raegyn Conley	59	6	6
Malaya Cowles	40	17	14
Kate Deeble	20	4	0
Aliah McWhorter	9	0	0
Madysyn Jordan	14	0	0
Rylie Theuerkauf	13	0	0
Makaela Quimby	6	0	0

2023-24 SEASON SUPERLATIVES

Scored 20 or More Points

Elise Williams	1
Madysyn Jordan	1
Malaya Cowles	1

Grabbed 10 or More Rebounds

Alex Scruggs	1
Alyssa Andrews	1

Dished Out 5 or More Assists

Elise Williams	6
Kaia Harrison	1

Recorded 3 or More Steals

Elise Williams	5
Kaia Harrison	3
Alyssa Andrews	2
Malaya Cowles	1

Blocked 2 or More Shots

Alyssa Andrews	1
Malaya Cowles	1
Elise Williams	1
Raegyn Conley	1

HEAD COACH MEGAN GEBBIA



CAREER HIGHLIGHTS

- 181-132 overall record as a head coach
- 11th head coach in Wake Forest history
- 28 years of coaching experience at the college level
- First in American history in wins

Gebbia's Career BY THE NUMBERS:

12	NCAA Tournament Appearances
2	Patriot League Coach of the Year honors
5	20-plus win seasons in her nine seasons coaching at American
1	The only head coach in program history to lead the American to the NCAA Tournament doing so three times

MIKE THIBAUT, GM WASHINGTON MYSTICS:

"I've really enjoyed watching Megan's teams at American play during my time in Washington D.C. I have gotten to know her and observe her great leadership ability. A sign of a great coach is the ability to adapt her team and style to the strengths and weaknesses of her players each season, while consistently competing for championships year after year. I believe Wake Forest has hit the jackpot with the hire of her. I look forward to watching the Demon Deacons in the years to come."

YEAR TWO IN WINSTON-SALEM

Megan Gebbia enters her second season as the head coach of the Wake Forest women's basketball program in 2023-24 after an impressive debut season at the helm.

In just her first season, Gebbia had a host of accomplishments:

- Winningest first-year head coach in program history
- 17 wins tied the most since the 2011-12 season
- Talled the most wins against ACC opponents by a first-year head coach
- Wins over four NCAA Tournament teams including wins over two Elite Eight teams
- Grabbed 12 wins at home, the fourth-highest total in program history
- Finished second in program history with 227 threes made
- Ended the season ranked fourth in program history with 123 blocks
- Held ACC opponents at home to just 19.2 percent shooting from three
- Limited five of nine ACC teams at home to one or less three-pointer made
- Increased the team's assist percentage by nearly 20 percent
- Signed a top-25 recruiting class according to ESPNW
 - This marks the first time since the 2014 class that the Deacs have signed multiple top-100 players in the same class and just the second time in the ESPNW era.

Gebbia made an impact in her first season as the Deacs grabbed their most wins since the 2011-12 season and led the Demon Deacons to a memorable three-day run at the ACC Tournament. During their three days in Greensboro, Wake Forest had the second-largest halftime comeback in ACC Tournament history, erasing an 18-point halftime deficit to defeat Florida State. It was one of a number of big wins during the first season of the Gebbia era. The Deacs claimed a key road win in the final year of the ACC/Big Ten, defeating Minnesota in late November.

In the final week of January, the Demon Deacons recorded a pair of wins over eventual Elite Eight teams, taking down Louisville, the first win over the Cardinals in program history, and Miami. Both victories highlighted 12 total wins at Lawrence Joel Veterans Memorial Coliseum, the fourth-highest total in program history.

In the first season of the Gebbia era, Jewel Spear had one of the best scoring seasons by any player in program history, finishing the 2022-23 season with 546 points, the sixth-highest total by a Demon Deacon. En route to garnering All-ACC honors for the second-consecutive season, Spear had 11 20-plus point games including 30-plus points in wins over Coastal Carolina and Louisville.

Spear finished the season with the second-highest three-point total in program history, racking up 93 threes during the season. As a team, Wake Forest had their second-highest total of threes in program history as the motion-style offense of Gebbia produced 227 threes on the season.

The Deacs also got the job done on the defensive side of the ball, blocking 123 shots during the season which ranked fourth in program history and finished the season ranked in the top 100 nationally. Wake Forest also ranked in the top 70 nationally in points per game allowed and in the top 60 nationally in three-point defense.

On the recruiting side, Gebbia signed top talent for her first class, inking a top-25 recruiting class according to ESPNW. It also was the first time since the 2014 class that the Deacs have signed multiple top-100 players in the same class and just the second time in the ESPNW era.

Welcome to the Gebbia Era

Gebbia was announced as the 11th head coach in the program history of Demon Deacons women's basketball on May 26, 2022.

In her 27 years in coaching, Coach Gebbia has helped her teams reach the NCAA Tournament 12 times including a Sweet Sixteen appearance as an assistant at Marist in 2007. She is American University's all-time winningest leader and the only head coach in program history to lead the Eagles to the NCAA Tournament. She has been named Patriot League Coach of the Year twice and has led the Eagles to five 20-plus win seasons.

"I'm extremely excited to join the incredible Wake Forest and Winston-Salem community and I am so thankful and appreciative of the opportunity to be the head women's basketball coach at Wake Forest University," said Gebbia. "I'm very appreciative of President Wente and John Currie for giving me the opportunity to fulfill a life-long dream to coach in the premiere conference in the country and impact the lives of young women as we help them reach their full potential on and off the floor. Wake Forest presents an opportunity to be a part of a special brand at one of the top academic institutions in the country. My highest priority will be spending time and developing relationships with our current student-athletes, alumni and the young women who will make up the future of Demon Deacons basketball."

During her time at the helm of the American women's basketball program, Gebbia accumulated a record of 160-105 (.604) including a 106-49 (.684), both the highest totals in program history. She became the all-time wins leader in 2021-22 after her fifth 20-win season with the Eagles.

A two-time Patriot League Coach of the Year, Gebbia's eight years with the Eagles have included three of the most historic seasons in program history starting with the then-program record 24-9 run during the 2014-15 season to lead the team to its first NCAA Tournament appearance. The Eagles topped that performance three years later with a 26-7 overall record to advance into the NCAA Tournament for the second time in program history.

The 23-8 season in 2021-22 ranks third in program history with all three seasons ending in trips to the NCAA Tournament.

Gebbia has mentored some of the top players in program history, including three Patriot League Players of the Year, five Patriot League Scholar-Athletes of the Year, one Patriot League Defensive Player of the Year, one CoSIDA Academic All-American First Team honoree, two CoSIDA Academic All-District selections, two ECAC Division I All-Stars, 25 All-Patriot League selections, and three NCAA Woman of the Year nominees.

Of the five Patriot League Scholar-Athletes of the Year, three were also selected as Patriot League Offensive Players of the Year with Jen Dumiak (2014-15), Emily Kinneston (2017-18) and Cecily Carl (2018-19), making American one of only two teams in league history to have players win both awards in a single season alongside Holy Cross (four from 1995-99).

In her first season in Washington, D.C., she became the winningest first-year coach in program history with a 22-10 record and the program's and Patriot League's first postseason at-large berth, facing Seton Hall in the First Round of the WNIT. A finalist for the Maggie Dixon Division I Rookie Coach of the Year award, Gebbia's squad also ranked 13th among Division I women's basketball teams with a 3.510 GPA to land in the WBCA Academic Top-25 Honor Roll.

Prior to her time at American, she helped build Marist into one of the best mid-major programs in the country. During her 10 seasons with the Red Foxes, Marist advanced to the NCAA Tournament nine times. During that stretch, they won five NCAA Tournament games, defeating Power-5 programs Georgia, Iowa State and Ohio State.

The Red Foxes, who advanced to the 2007 Sweet 16, won the MAAC regular season title every season Gebbia was on staff and won the conference tournament title nine times. Much like at American, Gebbia and the Red Foxes created an impressive home court advantage, compiling a 114-14 record (.891) in her time in Poughkeepsie, N.Y. including an 85-5 record (.944) in conference home games.

Gebbia previously was an assistant coach at Wright State for one season in 2002-03 and an assistant coach at UMBC for six seasons from 1996-02.

She got her start as an assistant coach in 1995-96 at American University.

A native of Frederick, Md., Gebbia was a key player on the 1989 Maryland 2A State Championship Middletown High School women's basketball team. As a senior she was named Co-Player of the Year by The Frederick News-Post. She played college basketball at Towson University from 1990 to 1994.

COACHES & STAFF



MEGAN GEBBIA
Head Coach
1st Year at Wake Forest



NIKKI FLORES
Assistant Coach
1st Year at Wake Forest



EMILY STALLINGS
Assistant Coach
1st Year at Wake Forest



MILLETTE GREEN
Assistant Coach
1st Year at Wake Forest



KATIE DUNN
Director of Basketball Operations
1st Year at Wake Forest

2023-24 GAME-BY-GAME LEADERS

OPPONENT	POINTS	REBOUNDS	ASSISTS	BLOCKS	STEALS
Wofford	Cowles/Deeble (19)	Williams (8)	Williams (6)	Andrews/Cowles (1)	Three (2)
Davidson	Williams (16)	Andrews (7)	Deeble (2)	Deeble/Cowles (1)	Andrews/Williams (3)
NC A&T	Andrews (12)	Scruggs (7)	Williams (4)	Scruggs (1)	Andrews (3)
BYU	Jordan (12)	Conley/Williams (4)	Andrews (2)	Quimby/Cowles (1)	Cowles (5)
Saint Louis	Jordan (20)	Williams/Andrews (5)	Harrison (6)	Andrews (2)	Harrison (3)
Villanova	Cowles (22)	Andrews (8)	Williams (6)	Williams (1)	Williams (2)
Texas A&M	Scruggs (16)	Scruggs/Andrews (5)	Williams (5)	--	Andrews/Deeble (2)
James Madison	Williams (13)	Williams (8)	Williams (4)	Harrison/Williams (1)	Andrews/Williams (3)
Charlotte	Cowles (18)	Cowles (8)	Williams (5)	--	Harrison (4)
Norfolk State	Harrison (12)	Scruggs (9)	Four (2)	Cowles (3)	Four (1)
Georgetown	Scruggs (13)	Williams (7)	Williams (5)	Cowles/Scruggs (1)	Harrison (4)
Marshall	Williams (12)	Scruggs (12)	Five (2)	Williams/Conley (3)	Williams/Theurekauf (2)
Florida State	Cowles (16)	Williams/Scruggs (8)	Williams (4)	Three (1)	Deeble/Scruggs (2)
Virginia Tech	Williams (29)	Jordan (4)	Williams (3)	Scruggs (1)	Williams (3)

GAME STAT LEADERS

Times a player has led the team in a statistical category in a game (note: ties count as leaders):

POINTS	Cowles - 5
Cowles - 4	Williams - 3
Williams - 4	Scruggs - 3
Jordan - 2	Andrews - 2
Scruggs - 2	Deeble - 2
Deeble - 1	Harrison - 2
Andrews - 1	Conley - 1
Harrison - 1	

REBOUNDS	STEALS
Williams - 6	Williams - 6
Scruggs - 5	Andrews - 4
Andrews - 4	Harrison - 4
Conley - 1	Deeble - 4
Cowles - 1	Scruggs - 3
Jordan - 1	Cowles - 1
	Theurekauf - 1

ASSISTS
Williams - 9
Deeble - 3
Andrews - 3
Harrison - 3
Scruggs - 1
Cowles - 1
Theurekauf - 1

BLOCKS

INDIVIDUAL GAME HIGHS (2023-24)

POINTS
29, Williams vs. Virginia Tech (1/4)
FG MADE
10, Cowles vs. Villanova (11/26), Williams vs. Virginia Tech (1/4)
FG ATTEMPTS
19, Williams vs. Wofford (11/6)
FG% (MIN. 5 MADE)
1.000, Cowles vs. Marshall (12/21)
ASSISTS
6, Three Times
REBOUNDS
12, Scruggs vs. Marshall (12/21)
BLOCKS
3, Three Times
STEALS
5, Cowles vs. BYU (11/18)
FT MADE
8, Harrison vs. Norfolk State (12/10)
FT%
1.000, Harrison vs. Saint Louis (11/20)
THREE POINTERS MADE
4, Jordan vs. Saint Louis (11/20)

TEAM GAME HIGHS 23-24

POINTS
94, vs. Saint Louis (11/20)
FG MADE
34, vs. Saint Louis (11/20)
FG%
.548, vs. Saint Louis (11/20)
ASSISTS
24, vs. Saint Louis (11/20)
REBOUNDS
46, vs. Marshall (12/21)
BLOCKS
7, vs. Marshall (12/21)
STEALS
14, vs. BYU (11/18)
THREE POINTERS MADE
11, vs. Saint Louis (11/20)
*Achieved in last game (bold)

OPPONENT	G	G	G	F	F	SIXTH MAN	FIRST POINTS
Wofford	Deeble	Williams	Andrews	Scruggs	Cowles	Harrison	Cowles
Davidson	Deeble	Williams	Andrews	Scruggs	Cowles	Harrison	Andrews
NC A&T	Deeble	Williams	Harrison	Scruggs	Cowles	Jordan	Cowles
BYU	Harrison	Williams	Andrews	Scruggs	Cowles	Jordan	Williams
Saint Louis	Harrison	Williams	Andrews	Scruggs	Cowles	Jordan	Cowles
Villanova	Harrison	Williams	Andrews	Scruggs	Cowles	Conley	Cowles
Texas A&M	Harrison	Williams	Andrews	Scruggs	Cowles	Deeble	Scruggs
James Madison	Harrison	Williams	Andrews	Scruggs	Cowles	Jordan	Scruggs
Charlotte	Harrison	Williams	Conley	Scruggs	Cowles	Deeble	Harrison
Norfolk State	Harrison	Deeble	Conley	Scruggs	Cowles	Theuerkauf	Conley
Georgetown	Harrison	Williams	Conley	Scruggs	Cowles	Andrews	Scruggs
Marshall	Harrison	Williams	Conley	Scruggs	Cowles	Deeble	Scruggs
Florida State	Harrison	Williams	Conley	Scruggs	Cowles	Deeble	Cowles
Virginia Tech	Harrison	Williams	Conley	Scruggs	Cowles	Deeble	Harrison

DOUBLE-DOUBLE TRACKER

Season: 0 // Career: 1

Season: 0 // Career: 1

Season: 0 // Career: 1

Season: 2 // Career: 2

Season: 2 // Career: 2

140 Games Played
Alexandria Scruggs - 131 (currently)

130 Games Played
Kaia Harrison - 127 (currently)

800 Points
Alexandria Scruggs - 788 (currently)

900 Points
Elise Williams - 810 (currently)

300 Assists
Kaia Harrison - 226 (currently)

300 Assists
Elise Williams - 234 (currently)

GAMES PLAYED

RK	Name	Years	Number
1.	Alexandria Scruggs	2019-Pres.	131
2.	Lakevia Boykin	2009-13	130
3.	Brooke Thomas	2008-12	129
	Dearica Hamby	2011-15	129
	Milan Quinn	2013-17	129
	Amber Campbell	2014-18	129
7.	Secily Ray	2008-12	128
	Sandra Garcia	2009-13	128
9.	Kaia Harrison	2019-Pres.	127
10.	Chelsea Douglas	2010-14	126

RK	Name	Years	No.
(minimum 100 assists & positive ratio)			
1.	Porsche' Jones	2004-06	1.58
2.	Amy Privette	1984-87	1.46
	Gretchen Hollifield	1993-96	1.46
4.	Gina Conti	2017-21	1.44
5.	Cotelia Bond-Young	2003-06	1.40
6.	Cathy Wille	1987-90	1.19
7.	Kaia Harrison	2019-Pres.	1.18
8.	Val Klopfer	1999-02	1.17
9.	Alice Neal	1986-89	1.16
10.	Heidi Coleman	1995-99	1.14

SEASON STATS



2023-24 Wake Forest Women's Basketball Combined Team Statistics All games

Page 1/1
as of Jan 06, 2024

Game Records

Record	Overall	Home	Away	Neutral
ALL GAMES	4-10	3-5	0-4	1-1
CONFERENCE	0-2	0-1	0-1	0-0
NON-CONFERENCE	4-8	3-4	0-3	1-1

Score by Periods

Team	1st	2nd	3rd	4th	OT	TOT
Wake Forest	201	188	219	236	0	844
Opponents	206	246	219	239	0	910

Team Box Score

No.	Player				Total		3-Point		F-Throw		Rebounds											
		GP-GS	MIN	AVG	FG-FGA	FG%	3FG-3FGA	3FG%	FT-FTA	FT%	OFF	DEF	TOT	AVG	PF	DQ	A	TO	BLK	STL	PTS	AVG
21	WILLIAMS, Elise	13-13	421:51	32.4	49-154	.318	17-62	.274	31-38	.816	12	50	62	4.8	30	0	52	35	5	27	146	11.2
2	HARRISON, Kaia	14-12	445:16	31.8	46-120	.383	3-16	.188	50-60	.833	10	38	48	3.4	32	0	34	21	2	20	145	10.4
5	COWLES, Malaya	14-14	329:53	23.6	60-104	.577	2-7	.286	15-23	.652	20	34	54	3.9	39	0	14	31	8	13	137	9.8
32	SCRUGGS, Alexandria	14-14	395:10	28.2	46-93	.495	5-20	.250	12-26	.462	23	51	74	5.3	47	2	12	31	4	10	109	7.8
12	DEEBLE, Kate	14-4	322:46	23.1	26-88	.295	13-59	.220	7-10	.700	7	20	27	1.9	23	0	23	31	3	14	72	5.1
22	JORDAN, Madisyn	14-0	187:33	13.4	24-62	.387	17-47	.362	3-6	.500	5	19	24	1.7	26	0	3	10	1	5	68	4.9
11	CONLEY, Raegyn	14-6	216:17	15.4	17-53	.321	11-34	.324	16-21	.762	6	29	35	2.5	24	1	10	14	4	9	61	4.4
14	THEUERKAUF, Rylie	13-0	122:36	9.4	17-55	.309	9-32	.281	11-16	.688	1	6	7	0.5	10	0	5	7	0	6	54	4.2
0	ANDREWS, Alyssa	14-7	311:46	22.3	17-49	.347	7-23	.304	8-11	.727	19	44	63	4.5	14	0	14	19	4	16	49	3.5
4	MCWHORTER, Aliah	4-0	20:06	5.0	1-2	.500	0-0	.000	0-1	.000	1	0	1	0.3	1	0	1	0	0	1	2	0.5
1	QUIMBY, Makela	6-0	26:46	4.5	0-1	.000	0-1	.000	1-2	.500	0	1	1	0.2	2	0	2	3	1	1	1	0.2
Team											23	26	49					8				
Total		14	2800		303-781	.388	84-301	.279	154-214	.720	127	318	445	31.8	248	3	170	210	32	122	844	60.3
Opponents		14	2800		327-798	.410	80-252	.317	176-235	.749	156	362	518	37.0	234	3	167	218	42	98	910	65.0

Team Statistics

	WF	OPP
Scoring	844	910
Points per game	60.3	65.0
Scoring margin	-4.7	-
Field goals-att	303-781	327-798
Field goal pct	.388	.410
3 point fg-att	84-301	80-252
3-point FG pct	.279	.317
3-pt FG made per game	6.0	5.7
Free throws-att	154-214	176-235
Free throw pct	.720	.749
F-Throws made per game	11.0	12.6
Rebounds	445	518
Rebounds per game	31.8	37.0
Rebounding margin	-5.2	-
Assists	170	167
Assists per game	12.1	11.9
Turnovers	210	218
Turnovers per game	15.0	15.6
Turnover margin	+0.6	-
Assist/turnover ratio	0.8	0.8
Steals	122	98
Steals per game	8.7	7.0
Blocks	32	42
Blocks per game	2.3	3.0
Winning streak	0	-
Home win streak	0	-
Attendance	7236	5569
Home games-Avg/Game	8-905	4-1392
Neutral site-Avg/Game	-	2-117

Team Results

Date	Opponent		Score	Att.
11/06/2023	Wofford	W	75-65	712
11/11/2023	at Davidson	L	52-57	933
11/15/2023	N.C. A&T	L	51-56	943
11/18/2023	vs BYU	L	44-67	157
11/20/2023	vs Saint Louis	W	94-66	76
11/26/2023	Villanova	L	65-74	760
11/30/2023	Texas A&M	L	57-81	763
12/03/2023	at James Madison	L	53-55	2446
12/07/2023	Charlotte	L	58-69	971
12/10/2023	Norfolk St.	W	51-46	843
12/17/2023	at Georgetown	L	44-60	783
12/21/2023	Marshall	W	66-59	941
12/31/2023	at Florida St.	L	61-73	1407
01/04/2024	Virginia Tech	L	73-82	1303

CONFERENCE STATS



2023-24 Wake Forest Women's Basketball Combined Team Statistics In Conference games

Page 1/1
as of Jan 06, 2024

Game Records

Record	Overall	Home	Away	Neutral
ALL GAMES	0-2	0-1	0-1	0-0
CONFERENCE	0-2	0-1	0-1	0-0
NON-CONFERENCE	0-0	0-0	0-0	0-0

Score by Periods

Team	1st	2nd	3rd	4th	OT	TOT
Wake Forest	31	21	44	38	0	134
Opponents	34	45	32	44	0	155

Team Box Score

No.	Player				Total		3-Point		F-Throw		Rebounds											
		GP-GS	MIN	AVG	FG-FGA	FG%	3FG-3FGA	3FG%	FT-FTA	FT%	OFF	DEF	TOT	AVG	PF	DQ	A	TO	BLK	STL	PTS	AVG
21	WILLIAMS, Elise	2-2	64:01	32.0	14-28	.500	4-8	.500	6-6	1.000	2	8	10	5.0	5	0	7	3	0	4	38	19.0
2	HARRISON, Kaia	2-2	59:24	29.7	8-17	.471	0-2	.000	5-9	.556	0	5	5	2.5	5	0	4	5	1	2	21	10.5
32	SCRUGGS, Alexandria	2-2	54:52	27.4	9-16	.563	0-1	.000	3-6	.500	6	5	11	5.5	7	0	1	5	1	3	21	10.5
5	COWLES, Malaya	2-2	51:21	25.7	8-15	.533	1-2	.500	3-4	.750	1	5	6	3.0	7	0	4	2	1	2	20	10.0
12	DEEBLE, Kate	2-0	57:42	28.9	6-18	.333	5-14	.357	2-2	1.000	1	5	6	3.0	3	0	4	4	1	3	19	9.5
11	CONLEY, Raegyn	2-2	31:38	15.8	2-8	.250	2-5	.400	0-0	.000	0	2	2	1.0	7	1	2	0	0	2	6	3.0
0	ANDREWS, Alyssa	2-0	35:52	17.9	2-3	.667	1-1	1.000	0-0	.000	1	4	5	2.5	2	0	0	2	0	1	5	2.5
14	THEUERKAUF, Rylie	2-0	14:20	7.2	2-8	.250	0-4	.000	0-0	.000	0	0	0	0.0	2	0	0	1	0	1	4	2.0
4	MCWHORTER, Aliah	1-0	07:52	7.9	0-0	.000	0-0	.000	0-0	.000	0	0	0	0.0	1	0	0	0	0	0	0	0.0
22	JORDAN, Madisyn	2-0	22:58	11.5	0-9	.000	0-6	.000	0-0	.000	2	2	4	2.0	2	0	0	1	0	2	0	0.0
Team											4	2	6									
Total		2	400		51-122	.418	13-43	.302	19-27	.704	17	38	55	27.5	41	1	22	23	4	20	134	67.0
Opponents		2	400		55-111	.495	13-34	.382	32-42	.762	21	56	77	38.5	29	0	23	32	10	9	155	77.5

Team Statistics

	WF	OPP
Scoring	134	155
Points per game	67.0	77.5
Scoring margin	-10.5	-
Field goals-att	51-122	55-111
Field goal pct	.418	.495
3 point fg-att	13-43	13-34
3-point FG pct	.302	.382
3-pt FG made per game	6.5	6.5
Free throws-att	19-27	32-42
Free throw pct	.704	.762
F-Throws made per game	9.5	16.0
Rebounds	55	77
Rebounds per game	27.5	38.5
Rebounding margin	-11.0	-
Assists	22	23
Assists per game	11.0	11.5
Turnovers	23	32
Turnovers per game	11.5	16.0
Turnover margin	+4.5	-
Assist/turnover ratio	1.0	0.7
Steals	20	9
Steals per game	10.0	4.5
Blocks	4	10
Blocks per game	2.0	5.0
Winning streak	0	-
Home win streak	0	-
Attendance	1303	1407
Home games-Avg/Game	1-1303	1-1407
Neutral site-Avg/Game	-	0-0

Team Results

Date	Opponent		Score	Att.
12/31/2023	at Florida St.	L	61-73	1407
01/04/2024	Virginia Tech	L	73-82	1303



1

ALYSSA ANDREWS

JUNIOR / 6-0 / G / WOODBRIDGE, VA.

3.5 PPG | 1.0 APG | 4.5 RPG | 72.7 % FT | 22.3 MPG

23-24 SEASON/CAREER HIGHS

- POINTS**

Career: 19, vs. SC State (12/15/21)

Season: 12, vs. NCAT (11/15/23)
- REBOUNDS**

Career: 11, 2x - last vs SC State (12/15/21)

Season: 10, vs. Marshall (12/21/23)
- FIELD GOALS**

Career: 8, vs SC State (12/15/21)

Season: 4, 2x - last vs. Saint Louis (11/20/23)
- FIELD GOAL ATTEMPTS**

Career: 16, vs SC State (12/15/21)

Season: 9, vs. NCAT (11/15/23)
- 3-POINTERS**

Career: 3, vs Elon (11/7/22)

Season: 3, vs. NCAT (11/15/23)
- 3-POINT ATTEMPTS**

Career: 7 vs Charlotte (11/18/21)

Season: 6, 2x - last vs. NCAT (11/15/23)
- FREE THROWS**

Career: 5, vs Charlotte (11/18/21)

Season: 2, 2x - last at Davidson (11/11/23)
- FREE THROW ATTEMPTS**

Career: 6, vs Charlotte (11/18/21)

Season: 2, 5x - last vs. Marshall (12/21/23)
- ASSISTS**

Career: 6, vs. Morgan State (3/16/23)

Season: 3, 2x - last vs. Texas A&M (11/30/23)
- TURNOVERS**

Career: 4, 3x - last vs. Marshall (12/21/23)

Season: 4, 2x - last vs. Marshall (12/21/23)
- BLOCKS**

Career: 2, vs. Mercer (11/17/22)

Season: 2, vs. Saint Louis (11/20/23)
- STEALS**

Career: 3, vs. Louisville (3/3/23)

Season: 3, 3x - last at James Madison (12/3/23)
- MINUTES**

Career: 36, 2x - last vs SC State (12/15/21)

Season: 33 vs. Davidson (11/11/23)

HIGHLIGHTS

- Tallied a season-high 12 points against North Carolina A&T
- Earned a 90 overall rating and three-star status from ESPNW
- Rated as the No. 14 wing player nationally by ESPNW
- Named as a McDonald's All-American Game nominee
- Finished her four-year high school career as the school's all-time leading scorer (1,784 points) and rebounder (1,067)
- Prince William County's sixth all-time leading girls basketball scorer
- Averaged 23.7 points, 14.3 rebounds 2.6 assists, 2.7 steals and 1.1 blocks as a senior at Colgan High School

GAME-BY-GAME STATS

Opponent	MP	FG-A	3G-A	FT-A	O-D-T	PF	A	TO	BS	ST	TP
Wofford	32	0-2	0-1	2-2	1-3-4	1	3	1	1	1	2
at Davidson	33	2-3	0-0	2-2	2-5-7	0	0	4	0	3	6
NC A&T	29	4-9	3-6	1-2	3-2-5	1	0	3	0	3	12
vs. BYU	19	0-6	0-2	1-2	2-1-3	0	2	0	0	1	1
vs. Saint Louis	26	4-8	2-6	1-1	2-3-5	2	1	2	2	2	11
Villanova	30	0-2	0-1	0-0	3-5-8	2	0	0	0	0	0
Texas A&M	25	1-4	0-3	0-0	1-4-5	1	3	2	0	2	2
at James Madison	24	0-3	0-2	0-0	0-4-4	1	1	1	0	3	0
Charlotte	4	1-1	0-0	0-0	0-2-2	0	0	0	0	0	2
Norfolk State	14	1-1	1-1	0-0	0-4-4	2	2	0	1	0	3
at Georgetown	16	1-2	0-0	0-0	0-1-1	1	0	0	0	0	2
Marshall	21	1-5	0-0	1-2	4-6-10	1	2	4	0	0	3
at Florida State	10	0-0	0-0	0-0	0-2-2	1	0	1	0	0	0
Virginia Tech	25	2-3	1-1	0-0	1-2-3	1	0	1	0	1	5

ANDREWS, Alyssa

				Field Goals		3-Point		F-Throws		Rebounds										Scoring	
SEASON	TEAM	GP-GS	MIN/AVG	FG-FGA	FG%	3FG-3FGA	3FG%	FT-FTA	FT%	OFF	DEF	TOT	AVG	PF-FO	A	TO	BLK	STL	PTS	AVG	
2021-22	WF	30-5	388/12.9	40-115	.348	10-41	.244	15-24	.625	24	43	67	2.2	18-0	8	19	5	5	105	3.5	
2022-23	WF	34-0	485/14.3	47-108	.435	14-52	.269	6-13	.462	17	35	52	1.5	18-0	29	26	5	11	114	3.4	
2023-24	WF	14-7	312/22.3	17-49	.347	7-23	.304	8-11	.727	19	44	63	4.5	14-0	14	19	4	16	49	3.5	
TOTAL		78-12	1185/15.2	104-272	.382	31-116	.267	29-48	.604	60	122	182	2.3	50-0	51	64	14	32	268	3.4	



1

MAKAELA QUIMBY

FRESHMAN / 5-9 / G / OWINGS MILLS, MD.

0.2 PPG | 0.3 APG | 0.2 RPG | 50.0 % FT | 4.5 MPG

SEASON/CAREER HIGHS

POINTS
Career: 1, vs. BYU (11/18/23)
Season: 1, vs. BYU (11/18/23)

REBOUNDS
Career: 1, vs. BYU (11/18/23)
Season: 1, vs. BYU (11/18/23)

FIELD GOALS
Career:
Season:

FIELD GOAL ATTEMPTS
Career:
Season:

3-POINTERS
Career:
Season:

3-POINT ATTEMPTS
Career:
Season:

FREE THROWS
Career: 1, vs. BYU (11/18/23)
Season: 1, vs. BYU (11/18/23)

FREE THROW ATTEMPTS
Career: 2, vs. BYU (11/18/23)
Season: 2, vs. BYU (11/18/23)

ASSISTS
Career: 1, 2x - last vs. Norfolk State (12/10/23)
Season: 1, 2x - last vs. Norfolk State (12/10/23)

TURNOVERS
Career: 2, vs. BYU (11/18/23)
Season: 2, vs. BYU (11/18/23)

BLOCKS
Career: 1, vs. BYU (11/18/23)
Season: 1, vs. BYU (11/18/23)

STEALS
Career: 1, vs. Texas A&M (11/30/23)
Season: 1, vs. Texas A&M (11/30/23)

MINUTES
Career: 8, vs. BYU (11/18/23)
Season: 8, vs. BYU (11/18/23)

HIGHLIGHTS

- Led her high school team to Geico Nationals as a senior
- Rated as high as the top 30 in the Blue Star rankings
- Named the 2019 Baltimore Sun Freshman of The Year honors
- Garnered 2021 IAAM First Team All-Conference honors
- Helped her team win the Jr. NBA Regional Mid-Atlantic Championship in 2019, helping her team compete in the semifinals of the Jr. NBA Championship Tournament
- Averaged double figures in scoring each of the last two high school seasons for McDonogh School while also posting better than 1.5 steals and 1.5 assist per game

GAME-BY-GAME STATS

Opponent	MP	FG-A	3G-A	FT-A	O-D-T	PF	A	TO	BS	ST	TP
at Davidson	5	0-0	0-0	0-0	0-0-0	1	0	1	0	0	0
vs. BYU	8	0-0	0-0	1-2	0-1-1	1	0	2	1	0	1
vs. Saint Louis	3	0-0	0-0	0-0	0-0-0	0	1	0	0	0	0
Texas A&M	3	0-0	0-0	0-0	0-0-0	0	0	0	0	1	0
Norfolk State	7	0-1	0-1	0-0	0-0-0	0	1	0	0	0	0
Marshall	2	0-0	0-0	0-0	0-0-0	0	0	0	0	0	0

QUIMBY, Makela

				Field Goals		3-Point		F-Throws		Rebounds									Scoring	
SEASON	TEAM	GP-GS	MIN/AVG	FG-FGA	FG%	3FG-3FGA	3FG%	FT-FTA	FT%	OFF	DEF	TOT	AVG	PF-FO	A	TO	BLK	STL	PTS	AVG
2023-24	WF	6-0	27/4.5	0-1	.000	0-1	.000	1-2	.500	0	1	1	0.2	2-0	2	3	1	1	1	0.2
TOTAL		6-0	27/4.5	0-1	.000	0-1	.000	1-2	.500	0	1	1	0.2	2-0	2	3	1	1	1	0.2



2

KAIA HARRISON

GRADUATE STUDENT / 5-7 / G / BALDWIN, N.Y.

10.4 PPG | 2.4 APG | 3.4 RPG | 83.3 % FT | 31.8 MPG

22-23 SEASON/CAREER HIGHS

POINTS

Career: 15, 2x - last vs. Elon (11/7/22)
Season: 13, 3x - last vs. Virginia Tech (1/4/23)

REBOUNDS

Career: 8, at Miami (1/15/23)
Season: 6, 2x - last at Georgetown (12/17/23)

FIELD GOALS

Career: 7, vs. Elon (11/7/22)
Season: 6, vs. Virginia Tech (1/4/23)

FIELD GOAL ATTEMPTS

Career: 13, 2x - last at Georgetown (12/17/23)
Season: 13, at Georgetown (12/17/23)

3-POINTERS

Career: 1, 18x - last vs. Saint Louis (11/20/23)
Season: 1, 3x - last vs. Saint Louis (11/20/23)

3-POINT ATTEMPTS

Career: 4, vs. Boston College (2/26/23)
Season: 3, vs. Saint Louis (11/20/23)

FREE THROWS

Career: 8, 2x - last vs. Norfolk State (12/10/23)
Season: 8, vs. Norfolk State (12/10/23)

FREE THROW ATTEMPTS

Career: 10, at Clemson (2/10/22)
Season: 9, vs. Norfolk State (12/10/23)

ASSISTS

Career: 9, at Charlotte (12/11/22)
Season: 6, vs. Saint Louis (11/20/23)

TURNOVERS

Career: 5, 5x - last at Florida State (12/31/23)
Season: 5, at Florida State (12/31/23)

BLOCKS

Career: 1, 3x - last at Florida State (12/31/23)
Season: 1, at Florida State (12/31/23)

STEALS

Career: 4, 3x - last at Georgetown (12/17/23)
Season: 4, 2x - last at Georgetown (12/17/23)

MINUTES

Career: 40, at Virginia Tech (1/22/23)
Season: 37, 2x - last vs. Norfolk State (12/10/23)

HIGHLIGHTS

- Tied her career-high with 15 points against Elon (Nov. 7, 2022)
- Appeared in 24 games for the Demon Deacons as a junior, making a career-best 17 starts while averaging a career-best 5.2 points per game, 2.2 rebounds per game and finishing third on the team with 47 total assists
- Totaled four double-digit scoring games in the final 11 games of the 2021-22 season including posting a career-best 15 points in a career-high 38 minutes at Boston College while also having four assists
- Tallied four games with four or more assists, all coming during conference play
- Took the reins at the point guard position with four or more assists in four of the last 10 games of the season

GAME-BY-GAME STATS

Opponent	MP	FG-A	3G-A	FT-A	O-D-T	PF	A	TO	BS	ST	TP
Wofford	27	5-10	1-2	2-2	2-2-4	4	2	3		0	1
13											
at Davidson	30	2-6	0-1	6-6	3-3-6	1	1	2		0	1
10											
NC A&T	31	2-7	1-2	5-6	0-1-1	3	2	2		0	1
10											
vs. BYU	34	4-11	0-0	1-2	0-3-3	3	1	0		0	1
9											
vs. Saint Louis	33	3-7	1-3	6-6	0-2-2	1	6	0		0	3
13											
Villanova	26	3-9	0-0	2-2	0-1-1	4	3	1		0	1
8											
Texas A&M	33	3-8	0-1	2-4	0-4-4	0	2	1		0	1
8											
at James Madison	32	3-6	0-0	3-3	1-4-5	1	2	3		1	0
9											
Charlotte	37	3-10	0-2	5-6	0-2-2	2	4	1		0	4
11											
Norfolk State	37	2-7	0-1	8-9	1-4-5	2	2	2		0	1
12											
at Georgetown	35	3-13	0-1	4-4	3-3-6	4	3	1		0	4
10											
Marshall	32	5-9	0-1	1-1	0-4-4	2	2	0		0	0
11											
at Florida State	27	2-7	0-1	4-6	0-4-4	2	2	5		1	1
8											
Virginia Tech	32	6-10	0-1	1-3	0-1-1	3	2	0		0	1
13											

HARRISON, Kaia

				Field Goals		3-Point		F-Throws		Rebounds									Scoring	
SEASON	TEAM	GP-GS	MIN/AVG	FG-FGA	FG%	3FG-3FGA	3FG%	FT-FTA	FT%	OFF	DEF	TOT	AVG	PF-FO	A	TO	BLK	STL	PTS	AVG
2019-20	WF	32-3	489/15.3	25-87	.287	4-18	.222	17-22	.773	7	32	39	1.2	59-3	44	40	0	18	71	2.2
2020-21	WF	25-1	355/14.2	16-57	.281	0-8	.000	19-28	.679	3	19	22	0.9	33-0	24	23	2	15	51	2.0
2021-22	WF	24-17	532/22.2	46-116	.397	5-13	.385	28-37	.757	12	41	53	2.2	53-1	47	42	0	16	125	5.2
2022-23	WF	32-31	924/28.9	75-205	.366	8-33	.242	52-81	.642	23	72	95	3.0	64-1	77	58	2	25	210	6.6
2023-24	WF	14-12	445/31.8	46-120	.383	3-16	.188	50-60	.833	10	38	48	3.4	32-0	34	21	2	20	145	10.4
TOTAL		127-64	2746/21.6	208-585	.356	20-88	.227	166-228	.728	55	202	257	2.0	241-5	226	184	6	94	602	4.7



4

ALIAH MCWHORTER

SENIOR / 6-1 / G / CINCINNATI, OHIO

0.5 PPG | 0.3 APG | 0.3 RPG | -- % FT | 5.0 MPG

22-23 SEASON/CAREER HIGHS

- POINTS

Career: 2, vs. BYU (11/18/23)

Season: 2, vs. BYU (11/18/23)
- REBOUNDS

Career: 1, 2x - last vs. BYU (11/18/23)

Season: 1, vs. BYU (11/18/23)
- FIELD GOALS

Career: 1 vs. BYU (11/18/23)

Season: 1, vs. BYU (11/18/23)
- FIELD GOAL ATTEMPTS

Career: 2, vs Boston College (1/10/21)

Season: 1, vs. BYU (11/18/23)
- 3-POINTERS

Career: N/A

Season: ---
- 3-POINT ATTEMPTS

Career: N/A

Season: ---
- FREE THROWS

Career: 2, vs. Oklahoma State (3/21/21)

Season: ---
- FREE THROW ATTEMPTS

Career: 2, vs. Oklahoma State (3/21/21)

Season: 1, vs. BYU (11/18/23)
- ASSISTS

Career: 1, 2x - last vs. Virginia Tech (1/4/23)

Season: 1, 2x - last vs. Virginia Tech (1/4/23)
- TURNOVERS

Career: ---

Season: ---
- BLOCKS

Career: ---

Season: ---
- STEALS

Career: 1, vs. Saint Louis (11/20/23)

Season: 1, vs. Saint Louis (11/20/23)
- MINUTES

Career: 8, vs. Virginia Tech (1/4/23)

Season: 8, vs. Virginia Tech (1/4/23)

HIGHLIGHTS

- Saw game action in five games as a freshman, averaging 0.4 points and 0.2 rebounds per game
- Knocked down a pair of free throws and pulled down a rebound against Oklahoma State (3/21) in the NCAA Tournament.

GAME-BY-GAME STATS

Opponent	MP	FG-A	3G-A	FT-A	O-D-T	PF	A	TO	BS	ST	TP
vs. BYU	5	1-1	0-0	0-1	1-0-1	0	0	0	0	0	2
vs. Saint Louis	3	0-0	0-0	0-0	0-0	0-0-0	0	1	0	0	1
0											
Texas A&M	4	0-0	0-0	0-0	0-0-0	0	0	0	0	0	0
Virginia Tech	8	0-0	0-0	0-0	0-0-0	0	1	0	0	0	0

MCWHORTER, Aliah

				Field Goals		3-Point		F-Throws		Rebounds										Scoring	
SEASON	TEAM	GP-GS	MIN/AVG	FG-FGA	FG%	3FG-3FGA	3FG%	FT-FTA	FT%	OFF	DEF	TOT	AVG	PF-FO	A	TO	BLK	STL	PTS	AVG	
2020-21	WF	5-0	8/1.6	0-3	.000	0-0	.000	2-2	1.000	1	0	1	0.2	0-0	0	0	0	1	2	0.4	
2023-24	WF	4-0	20/5.0	1-2	.500	0-0	.000	0-1	.000	1	0	1	0.3	1-0	1	0	0	1	2	0.5	
TOTAL		9-0	28/3.1	1-5	.200	0-0	.000	2-3	.667	2	0	2	0.2	1-0	1	0	0	2	4	0.4	



5

MALAYA COWLES

R-SOPHOMORE / 6-2 / F / WILKESBORO, N.C.

9.8 PPG | 1.0 APG | 3.9 RPG | 65.2 % FT | 23.6 MPG

23-24 SEASON/CAREER HIGHS

- POINTS
- Career: 22, vs. Villanova (11/26/23)
Season: 22, vs. Villanova (11/26/23)
- REBOUNDS
- Career: 11, vs ETSU (12/13/21)
Season: 8, vs. Charlotte (12/7/23)
- FIELD GOALS
- Career: 10, vs. Villanova (11/26/23)
Season: 10, vs. Villanova (11/26/23)
- FIELD GOAL ATTEMPTS
- Career: 13, 3x - last at Florida State (12/31/23)
Season: 13, 3x - last at Florida State (12/31/23)
- 3-POINTERS
- Career: 1, 3x - last at Florida State (12/31/23)
Season: 1, 2x - last at Florida State (12/31/23)
- 3-POINT ATTEMPTS
- Career: 3, vs. Wofford (11/6/23)
Season: 3, vs. Wofford (11/6/23)

- FREE THROWS
- Career: 2, 6x, last vs. Virginia Tech (1/4/23)
Season: 2, 6x, last vs. Virginia Tech (1/4/23)
- FREE THROW ATTEMPTS
- Career: 4, at James Madison (12/3/23)
Season: 4, at James Madison (12/3/23)
- ASSISTS
- Career: 2, 6x - last vs. Virginia Tech (1/4/23)
Season: 2, 5x - last vs. Virginia Tech (1/4/23)

- TURNOVERS
- Career: 6, vs. Norfolk State (12/10/23)
Season: 6, vs. Norfolk State (12/10/23)
- BLOCKS
- Career: 3, 2x - last vs. Norfolk State (12/10/23)
Season: 3, vs. Norfolk State (12/10/23)
- STEALS
- Career: 5, vs. BYU (11/18/23)
Season: 5, vs. BYU (11/18/23)

- MINUTES
- Career: 34, at Georgetown (12/17/23)
Season: 34, at Georgetown (12/17/23)

HIGHLIGHTS

- Notched 22 points on 10-of-13 shooting against Villanova (Nov. 26)
- Recorded 18 points and eight rebounds against Charlotte (Dec. 7)
- Logged a team-high 16 points against No. 22 Florida State (Dec. 31)
- Made her collegiate debut against Oklahoma State (3/21) in the NCAA Tournament, playing one minute.

GAME-BY-GAME STATS

Opponent	MP	FG-A	3G-A	FT-A	O-D-T	PF	A	TO	BS	ST	TP
Wofford	25	8-12	1-3	2-3	3-4-7	3	2	2		0	1
19											
at Davidson	10	0-3	0-0	0-0	0-2-2	4	0	0		1	0
NC A&T	26	2-2	0-0	0-2	0-3-3	2	0	2		0	1
vs. BYU	22	3-9	0-0	2-2	1-1-2	2	1	2		1	5
vs. Saint Louis	16	5-6	0-0	2-2	2-0-2	3	2	1		0	0
12											
Villanova	31	10-13	0-0	2-2	1-3-4	2	0	3		0	1
22											
Texas A&M	18	2-4	0-0	0-0	2-1-3	3	0	2		0	0
at James Madison	21	2-3	0-0	2-4	1-3-4	2	1	1		0	0
Charlotte	32	9-13	0-1	0-0	5-3-8	1	1	5		0	1
18											
Norfolk State	27	3-9	0-0	1-1	3-2-5	3	0	6		3	1
at Georgetown	34	3-10	0-1	0-0	1-5-6	4	1	1		1	0
Marshall	18	5-5	0-0	1-3	0-2-2	3	2	4		0	1
11											
at Florida State	32	7-13	1-2	1-2	1-3-4	3	2	1		1	1
16											
Virginia Tech	20	1-2	0-0	2-2	0-2-2	4	2	1		0	1

COWLES, Malaya

				Field Goals		3-Point		F-Throws		Rebounds				Scoring						
SEASON	TEAM	GP-GS	MIN/AVG	FG-FGA	FG%	3FG-3FGA	3FG%	FT-FTA	FT%	OFF	DEF	TOT	AVG	PF-FO	A	TO	BLK	STL	PTS	AVG
2020-21	WF	1-0	1/0.7	0-0	.000	0-0	.000	0-0	.000	0	0	0	0.0	1-0	0	0	0	0	0	0.0
2021-22	WF	25-3	283/11.3	33-61	.541	1-2	.500	8-16	.500	39	35	74	3.0	39-1	10	24	7	14	75	3.0
2023-24	WF	14-14	330/23.6	60-104	.577	2-7	.286	15-23	.652	20	34	54	3.9	39-0	14	31	8	13	137	9.8
TOTAL		40-17	613/15.3	93-165	.564	3-9	.333	23-39	.590	59	69	128	3.2	79-1	24	55	15	27	212	5.3



11

RAEGYN CONLEY

JUNIOR / 6-0 / G / CHATTANOOGA, TENN.

4.4 PPG | 0.7 APG | 2.5 RPG | 76.2 % FT | 15.4 MPG

23-24 SEASON/CAREER HIGHS

POINTS

Career: 14, 2x - last vs. Villanova (11/26/23)
Season: 14, vs. Villanova (11/26/23)

REBOUNDS

Career: 12, vs SC State (12/15/21)
Season: 7, vs. Marshall (12/21/23)

FIELD GOALS

Career: 4, 3x - last vs SC State (12/15/21)
Season: 3, 2x - last vs. Marshall (12/21/23)

FIELD GOAL ATTEMPTS

Career: 15, vs SC State (12/15/21)
Season: 8, vs. Norfolk State (12/10/23)

3-POINTERS

Career: 3, 3x - last vs Mercer (11/17/22)
Season: 2, 3x - last at Florida State (12/31/23)

3-POINT ATTEMPTS

Career: 9, vs Longwood (12/15/22)
Season: 6, vs. Norfolk State (12/10/23)

FREE THROWS

Career: 4, vs. Marshall (12/21/23)
Season: 6, vs. Villanova (11/26/23)

FREE THROW ATTEMPTS

Career: 7, vs. Villanova (11/26/23)
Season: 7, vs. Villanova (11/26/23)

ASSISTS

Career: 2, 5x - last at Florida State (12/31/23)
Season: 2, 2x - last at Florida State (12/31/23)

TURNOVERS

Career: 3, 2x - last vs. Marshall (12/21/23)
Season: 3, vs. Marshall (12/21/23)

BLOCKS

Career: 3, vs. Marshall (12/21/23)
Season: 3, vs. Marshall (12/21/23)

STEALS

Career: 2, vs. Saint Louis (11/20/23)
Season: 2, vs. Saint Louis (11/20/23)

MINUTES

Career: 28, vs ETSU (12/13/21)
Season: 26, vs. Marshall (12/21/23)

HIGHLIGHTS

- Played in 24 games for the Demon Deacons during her rookie season, averaging 3.1 points and 1.7 rebounds per game while also shooting 80.0 percent from the free throw line
- Tallied four double-figure scoring games with three coming during the Deacs 10-1 non-conference start
- Netted a season-high 14 points in the victory over East Tennessee State and followed that up with 13 points in the next game against South Carolina State while also grabbing a season-high 12 rebounds for her first career double-double
- Earned a 91 overall rating and four-star status from ESPNW
- Rated the No. 60 recruit in the country and the No. 11 wing player nationally by ESPNW
- McDonald's All-American nominee as a senior
- Captured the Chattanooga Times Free Press Jackson Lacy Girls' Basketball Award as the best player in the area as a senior
- Finalist for for 2020 Miss Basketball in Tennessee

GAME-BY-GAME STATS

Opponent	MP	FG-A	3G-A	FT-A	O-D-T	PF	A	TO	BS	ST	TP	
Wofford	2	0-0	0-0	0-0	0-2-2	1	0	0		0	0	0
at Davidson	6	1-1	0-0	0-0	1-2-3	0	0	1		0	0	2
NC A&T	8	0-2	0-1	0-0	0-0-0	1	0	1		0	1	0
vs. BYU	14	0-2	0-1	2-2	2-2-4	3	1	2		0	1	2
vs. Saint Louis	16	2-4	1-3	2-4	1-3-4	2	1	1		1	2	7
Villanova	24	3-5	2-3	6-7	0-3-3	2	2	1		0	1	
14												
Texas A&M	16	1-6	1-4	0-0	0-1-1	3	1	0		0	0	3
at James Madison	16	2-6	1-3	2-2	0-1-1	2	1	0		0	0	7
Charlotte	19	1-3	1-3	0-0	1-3-4	3	1	1		0	0	3
Norfolk State	24	2-8	2-6	0-0	0-3-3	0	0	2		0	0	6
at Georgetown	12	0-3	0-3	0-0	0-1-1	0	0	2		0	1	0
Marshall	26	3-5	1-2	4-6	1-6-7	0	1	3		3	1	
11												
at Florida State	24	2-6	2-4	0-0	0-2-2	5	2	0		0	1	6
Virginia Tech	8	0-2	0-1	0-0	0-0-0	2	0	0		0	1	0

CONLEY, Raegyn

				Field Goals		3-Point		F-Throws		Rebounds				Scoring						
SEASON	TEAM	GP-GS	MIN/AVG	FG-FGA	FG%	3FG-3FGA	3FG%	FT-FTA	FT%	OFF	DEF	TOT	AVG	PF-FO	A	TO	BLK	STL	PTS	AVG
2021-22	WF	24-0	223/9.3	25-81	.309	16-48	.333	8-10	.800	10	30	40	1.7	17-0	6	14	5	7	74	3.1
2022-23	WF	20-0	129/6.5	9-51	.176	6-40	.150	6-10	.600	4	17	21	1.1	12-0	8	7	0	5	30	1.5
2023-24	WF	14-6	216/15.4	17-53	.321	11-34	.324	16-21	.762	6	29	35	2.5	24-1	10	14	4	9	61	4.4
TOTAL		58-6	569/9.8	51-185	.276	33-122	.270	30-41	.732	20	76	96	1.7	53-1	24	35	9	21	165	2.8



12

KATE DEEBLE

R-FRESHMAN / 5-8 / G / BRISBANE, AUSTRA-

5.1 PPG | 1.6 APG | 1.9 RPG | 70.0 % FT | 23.1 MPG

23-24 SEASON/CAREER HIGHS

POINTS

Career: 19, vs. Wofford (11/6/23)

Season: 19, vs. Wofford (11/6/23)

REBOUNDS

Career: 5, 2x - last vs. Norfolk State (12/10/23)

Season: 5, 2x - last vs. Norfolk State (12/10/23)

FIELD GOALS

Career: 8, vs. Wofford (11/6/23)

Season: 8, vs. Wofford (11/6/23)

FIELD GOAL ATTEMPTS

Career: 16, vs. Wofford (11/6/23)

Season: 16, vs. Wofford (11/6/23)

3-POINTERS

Career: 3, 2x - last vs. Virginia Tech (1/4/23)

Season: 3, 2x - last vs. Virginia Tech (1/4/23)

3-POINT ATTEMPTS

Career: 10, vs. Wofford (11/6/23)

Season: 10, vs. Wofford (11/6/23)

FREE THROWS

Career: 3, vs. Norfolk State (12/10/23)

Season: 3, vs. Norfolk State (12/10/23)

FREE THROW ATTEMPTS

Career: 4, vs. Norfolk State (12/10/23)

Season: 4, vs. Norfolk State (12/10/23)

ASSISTS

Career: 4, vs. Texas A&M (11/30/23)

Season: 4, vs. Texas A&M (11/30/23)

TURNOVERS

Career: 6, 2x - last vs. Marshall (12/21/23)

Season: 6, 2x - last vs. Marshall (12/21/23)

BLOCKS

Career: 1, 3x - last at Florida State (12/31/23)

Season: 1, 3x - last at Florida State (12/31/23)

STEALS

Career: 2, 4x - last at Florida State (12/31/23)

Season: 2, 4x - last at Florida State (12/31/23)

MINUTES

Career: 35, vs. Wofford (11/6/23)

Season: 35, vs. Wofford (11/6/23)

HIGHLIGHTS

- Made her first-career appearance against Virginia (Nov. 13)
- Shined in her home debut on Thursday against Mercer. She netted all eight points in the third quarter and sparked the Wake Forest offense with three assists. After she subbed in, Wake Forest finished the quarter on a 16-10 run.
- Member of the 2021 FIBA U19 Women's World Cup team for Australia where she averaged 9.3 points per game, 4.0 rebounds per game and 2.6 assists per game, helping Australia to a silver medal
- Competed for the Brydens Sydney Uni Flames for the 2021-22 WNBL season while still maintaining her amateur status and averaged Katie Deeble 3.2 points, 1.0 rebounds and 1.1 assists in 12.7 minutes per game

GAME-BY-GAME STATS

Opponent	MP	FG-A	3G-A	FT-A	O-D-T	PF	A	TO	BS	ST	TP
Wofford	35	8-16	3-10	0-0	2-3-5	1	1	2		0	2
19											
at Davidson	33	2-7	1-4	1-2	1-2-3	2	2	5		1	0
NC A&T	27	1-5	1-4	1-2	0-0-0	1	3	2		0	1
vs. BYU	8	0-2	0-1	0-0	0-0-0	0	0	0		0	0
vs. Saint Louis	20	3-7	0-4	0-0	0-0-0	2	1	1		0	0
Villanova	14	1-4	1-1	0-0	1-0-1	2	2	2		0	1
Texas A&M	22	2-6	0-3	0-0	0-1-1	2	4	6		0	2
at James Madison	10	1-2	0-1	0-0	0-1-1	1	0	0		0	0
Charlotte	29	0-6	0-5	0-0	1-1-2	2	2	1		0	2
Norfolk State	32	1-9	1-8	3-4	0-5-5	4	2	1		0	1
at Georgetown	12	0-2	0-2	0-0	0-0-0	1	0	1		0	1
Marshall	27	1-4	1-2	0-0	1-2-3	2	2	6		1	1
at Florida State	34	2-10	2-8	2-2	0-4-4	2	3	2		1	2
Virginia Tech	25	4-8	3-6	0-0	1-1-2	1	1	2		0	1
11											

DEEBLE, Kate

				Field Goals		3-Point		F-Throws		Rebounds									Scoring	
SEASON	TEAM	GP-GS	MIN/AVG	FG-FGA	FG%	3FG-3FGA	3FG%	FT-FTA	FT%	OFF	DEF	TOT	AVG	PF-FO	A	TO	BLK	STL	PTS	AVG
2022-23	WF	6-0	41/6.8	4-14	.286	2-8	.250	0-0	.000	1	2	3	0.5	2-0	5	2	0	0	10	1.7
2023-24	WF	14-4	323/23.1	26-88	.295	13-59	.220	7-10	.700	7	20	27	1.9	23-0	23	31	3	14	72	5.1
TOTAL		20-4	363/18.2	30-102	.294	15-67	.224	7-10	.700	8	22	30	1.5	25-0	28	33	3	14	82	4.1



14 RYLIE THEUERKAUF

FRESHMAN / 5-9 / G / TENAFLY, N.J.

4.2 PPG | 0.4 APG | 0.5 RPG | 68.8% FT | 9.4 MPG

23-24 SEASON/CAREER HIGHS

POINTS

Career: 12, vs. Texas A&M (11/30/23)
Season: 12, vs. Texas A&M (11/30/23)

REBOUNDS

Career: 2, at James Madison (12/3/23)
Season: 2, at James Madison (12/3/23)

FIELD GOALS

Career: 4, vs. Texas A&M (11/30/23)
Season: 4, vs. Texas A&M (11/30/23)

FIELD GOAL ATTEMPTS

Career: 8, vs. Texas A&M (11/30/23)
Season: 8, vs. Texas A&M (11/30/23)

3-POINTERS

Career: 2, 2x - last at Georgetown (12/17/23)
Season: 2, 2x - last at Georgetown (12/17/23)

3-POINT ATTEMPTS

Career: 6, vs. Norfolk State (12/10/23)
Season: 6, vs. Norfolk State (12/10/23)

FREE THROWS

Career: 3, vs. Villanova (11/26/23)
Season: 3, vs. Villanova (11/26/23)

FREE THROW ATTEMPTS

Career: 4, vs. Villanova (11/26/23)
Season: 4, vs. Villanova (11/26/23)

ASSISTS

Career: 2, 2x - last vs. Marshall (12/21/23)
Season: 2, 2x - last vs. Marshall (12/21/23)

TURNOVERS

Career: 2, vs. Norfolk State (12/10/23)
Season: 2, vs. Norfolk State (12/10/23)

BLOCKS

Career: ---
Season: ---

STEALS

Career: 2, vs. Marshall (12/21/23)
Season: 2, vs. Marshall (12/21/23)

MINUTES

Career: 15, vs. Norfolk State (12/10/23)
Season: 15, vs. Norfolk State (12/10/23)

HIGHLIGHTS

- Earned a 93 overall rating and four-star status from ESPNW and currently ranks at the No. 85 player nationally
- Rated the No. 29 guard nationally by ESPNW
- Finished her career with 2,482 points in her high school career at Tenaflly HS
- Posted 28.5 points per game during her senior season while grabbing 8.3 rebounds per game
- Averaged 29.2 points per game as a junior, leading the state in that category...Posted 36.4 points per game as a sophomore, ranking second in nation according to MaxPreps and her 38.2 points per 32 also ranked second in country MaxPreps
- Placed on the New Jersey All-State team as a senior
- Earned First Team All-Big North honors in all four high school seasons as well as All-Bergen County during those four seasons
- Named All-North Jersey during her sophomore, junior and senior seasons

GAME-BY-GAME STATS

Opponent	MP	FG-A	3G-A	FT-A	O-D-T	PF	A	TO	BS	ST	TP
at Davidson	10	1-3	1-2	1-2	0-0-0	0	0	0	0	0	4
NC A&T	8	1-3	1-3	2-2	0-1-1	1	0	1	0	1	5
vs. BYU	11	1-5	0-1	0-0	0-0-0	0	0	0	0	1	2
vs. Saint Louis	13	3-5	1-2	1-2	0-1-1	0	2	1	0	1	8
Villanova	9	0-1	0-1	3-4	0-1-1	1	0	0	0	0	3
Texas A&M	8	4-8	2-3	2-3	0-0-0	0	0	0	0	0	12
at James Madison	11	0-6	0-4	1-2	0-2-2	1	0	0	0	0	1
Charlotte	2	0-0	0-0	0-0	0-0-0	1	0	1	0	0	0
Norfolk State	15	1-7	1-6	0-0	0-0-0	0	0	2	0	0	3
at Georgetown	8	2-4	2-3	0-0	1-0-1	1	1	0	0	0	6
Marshall	11	2-5	1-3	1-1	0-1-1	3	2	1	0	2	6
at Florida State	10	2-7	0-3	0-0	0-0-0	1	0	0	0	1	4
Virginia Tech	4	0-1	0-1	0-0	0-0-0	1	0	1	0	0	0

THEUERKAUF, Rylie

				Field Goals		3-Point		F-Throws		Rebounds										Scoring	
SEASON	TEAM	GP-GS	MIN/AVG	FG-FGA	FG%	3FG-3FGA	3FG%	FT-FTA	FT%	OFF	DEF	TOT	AVG	PF-FO	A	TO	BLK	STL	PTS	AVG	
2023-24	WF	13-0	123/9.4	17-55	.309	9-32	.281	11-16	.688	1	6	7	0.5	10-0	5	7	0	6	54	4.2	
TOTAL		13-0	123/9.4	17-55	.309	9-32	.281	11-16	.688	1	6	7	0.5	10-0	5	7	0	6	54	4.2	

Single Game Highs



21 ELISE WILLIAMS

JUNIOR / 5-9 / G / RALEIGH, N.C.

11.2 PPG | 4.0 APG | 4.8 RPG | 81.6 % FT | 32.4 MPG

23-24 SEASON/CAREER HIGHS

POINTS

Career: 29, vs. Virginia Tech (1/4/23)
Season: 29, vs. Virginia Tech (1/4/23)

REBOUNDS

Career: 12, vs. Florida State (2/23/23)
Season: 8, 3x - last at Florida State (12/31/23)

FIELD GOALS

Career: 10, vs. Virginia Tech (1/4/23)
Season: 10, vs. Virginia Tech (1/4/23)

FIELD GOAL ATTEMPTS

Career: 19, vs. Wofford (11/6/23)
Season: 19, vs. Wofford (11/6/23)

3-POINTERS

Career: 5, at Charlotte (12/11/22)
Season: 4, at Davidson (11/11/23)

3-POINT ATTEMPTS

Career: 11, at Davidson (11/11/23)
Season: 11, at Davidson (11/11/23)

FREE THROWS

Career: 7, 2x - last at North Carolina (2/19/23)
Season: 6, 2x - last vs. Virginia Tech (1/4/23)

FREE THROW ATTEMPTS

Career: 8, 3x - last vs. Marshall (12/21/23)
Season: 8, vs. Marshall (12/21/23)

ASSISTS

Career: 8, 2x - last vs Longwood (12/15/23)
Season: 7, vs. Saint Louis (11/20/23)

TURNOVERS

Career: 7, 2x - last vs. Louisville (3/3/23)
Season: 6, at Georgetown (12/17/23)

BLOCKS

Career: 3, vs. Marshall (12/21/23)
Season: 3, vs. Marshall (12/21/23)

STEALS

Career: 7, at Florida State (2/2/23)
Season: 3, 5x - last vs. Virginia Tech (1/4/23)

MINUTES

Career: 39, 3x - last vs. Florida State (3/2/23)
Season: 38, 2x - last at James Madison (12/3/23)

HIGHLIGHTS

- Grabbed a career-best six steals against Pitt (Dec. 19).
- Tallied career-highs in rebounds (9), free throws (7), free throw attempts (8) and minutes (35) against Virginia on Nov. 13.
- Appeared in 32 games in 2021-22, making 24 starts for the Demon Deacons while finishing second on the team in scoring with 9.5 points per game and also leading the Deacs in assists (87) and steals (51)
- Ranked second on the team in three pointers made with 28 and fourth in blocks with 13
- Totaled 15 double-figure scoring games
- Recorded a career-best 18 points in the victory over South Carolina State while also dishing out a career-high eight assists
- Posted a career-best eight rebounds in wins over UNC-Greensboro and East Carolina

GAME-BY-GAME STATS

Opponent	MP	FG-A	3G-A	FT-A	O-D-T	PF	A	TO	BS	ST	TP
Wofford	37	6-19	2-8	0-2	2-6-8	1	6	3	0	2	14
at Davidson	35	6-15	4-11	0-0	0-3-3	1	1	4	0	3	16
NC A&T	25	1-10	0-5	5-5	1-3-4	3	4	2	0	2	7
vs. BYU	30	1-11	0-4	1-2	2-2-4	2	1	3	0	3	3
vs. Saint Louis	24	3-11	1-4	2-2	0-5-5	2	7	0	0	2	9
Villanova	38	3-13	1-4	2-2	1-4-5	4	6	3	1	2	9
Texas A&M	29	1-7	1-4	2-2	0-4-4	2	5	3	0	0	5
at James Madison	38	6-10	1-2	0-0	0-8-8	2	4	3	1	3	13
Charlotte	34	4-9	2-6	6-7	0-1-1	3	5	5	0	1	16
at Georgetown	37	1-10	0-4	2-2	4-3-7	2	5	6	0	3	4
Marshall	29	3-11	1-2	5-8	0-3-3	3	1	0	3	2	12
at Florida State	27	4-10	1-3	0-0	2-6-8	3	4	2	0	1	9
Virginia Tech	36	10-18	3-5	6-6	0-2-2	2	3	1	0	3	29

				Field Goals		3-Point		F-Throws		Rebounds				Scoring						
SEASON	TEAM	GP-GS	MIN/AVG	FG-FGA	FG%	3FG-3FGA	3FG%	FT-FTA	FT%	OFF	DEF	TOT	AVG	PF-FO	A	TO	BLK	STL	PTS	AVG
2020-21	WF	2-0	8/4.1	0-3	.000	0-1	.000	1-2	.500	2	1	3	1.5	0-0	0	1	0	1	1	0.5
2021-22	WF	32-24	901/28.2	104-277	.375	28-88	.318	67-93	.720	16	92	108	3.4	65-2	87	81	13	51	303	9.5
2022-23	WF	34-33	1088/32.0	118-313	.377	47-132	.356	67-88	.761	21	118	139	4.1	75-0	98	113	12	50	350	10.3
2023-24	WF	13-13	422/32.4	49-154	.318	17-62	.274	31-38	.816	12	50	62	4.8	30-0	52	35	5	27	146	11.2
TOTAL		81-70	2419/29.9	271-747	.363	92-283	.325	166-221	.751	51	261	312	3.9	170-2	237	230	30	129	800	9.9



22 MADISYN JORDAN

FRESHMAN / 6-1 / G / MORRISVILLE, N.C.

4.9 PPG | 0.2 APG | 1.7 RPG | 50.0 % FT | 13.4 MPG

SEASON/CAREER HIGHS

POINTS

Career:
Season:

REBOUNDS

Career:
Season:

FIELD GOALS

Career:
Season:

FIELD GOAL ATTEMPTS

Career:
Season:

3-POINTERS

Career:
Season:

3-POINT ATTEMPTS

Career:
Season:

FREE THROWS

Career:
Season:

FREE THROW ATTEMPTS

Career:
Season:

ASSISTS

Career:
Season:

TURNOVERS

Career:
Season:

BLOCKS

Career:
Season:

STEALS

Career:
Season:

MINUTES

Career:
Season:

HIGHLIGHTS

- Earned a 93 overall rating and four-star status from ESPNW and currently ranks as the No. 67 player in the 2023 class
- Rated the No. 12 wing nationally by ESPNW
- Garnered All-State and All-District honors during all four of her high school seasons at Panther Creek
- Led her team to a N.C. High School Athletic Association 4A State Championship victory as a senior
- Helped lead her team to two conference championships during her time at Panther Creek in addition to earning First Team All-Conference honors in all three high school seasons
- Named the 2020-2021 Tri-8 Athletic Conference Player of the Year
- Finished as the program's all-time leading scorer
- Tallied over 1,000 points in the first two and a half high school seasons while also leading all of North Carolina 4A in 3-pointers

GAME-BY-GAME STATS

Opponent	MP	FG-A	3G-A	FT-A	O-D-T	PF	A	TO	BS	ST	TP
Wofford	7	2-4	1-3	1-2	1-1-2	3	0	0	0	0	6
at Davidson	3	0-1	0-1	0-0	0-1-1	0	0	2	0	0	0
NC A&T	22	2-6	2-5	1-2	1-3-4	3	1	1	0	1	7
vs. BYU	25	4-9	3-7	1-2	0-2-2	4	0	1	0	1	12
vs. Saint Louis	27	8-9	4-5	0-0	1-2-3	4	0	1	1	0	20
Villanova	5	0-0	0-0	0-0	0-0-0	0	0	0	0	0	0
Texas A&M	12	1-5	1-4	0-0	0-1-1	3	0	1	0	0	3
at James Madison	22	3-7	3-7	0-0	0-2-2	1	1	2	0	0	9
Charlotte	8	0-3	0-3	0-0	0-0-0	3	0	0	0	1	0
Norfolk State	13	1-2	1-2	0-0	0-2-2	2	1	0	0	0	3
at Georgetown	12	1-4	1-3	0-0	0-2-2	1	0	0	0	0	3
Marshall	7	2-3	1-1	0-0	0-1-1	0	0	1	0	0	5
at Florida State	9	0-2	0-2	0-0	0-0-0	1	0	1	0	1	0
Virginia Tech	13	0-7	0-4	0-0	2-2-4	1	0	0	0	1	0

JORDAN, Madisyn

				Field Goals		3-Point		F-Throws		Rebounds									Scoring	
SEASON	TEAM	GP-GS	MIN/AVG	FG-FGA	FG%	3FG-3FGA	3FG%	FT-FTA	FT%	OFF	DEF	TOT	AVG	PF-FO	A	TO	BLK	STL	PTS	AVG
2023-24	WF	14-0	188/13.4	24-62	.387	17-47	.362	3-6	.500	5	19	24	1.7	26-0	3	10	1	5	68	4.9
TOTAL		14-0	188/13.4	24-62	.387	17-47	.362	3-6	.500	5	19	24	1.7	26-0	3	10	1	5	68	4.9



25

DEMEARA HINDS

SENIOR / 6-2 / F / DOUGLASVILLE, GA.

-- PPG | -- APG | -- RPG | -- % FT | -- MPG

22-23 SEASON/CAREER HIGHS

- POINTS**

Career: 18 vs Alabama (11/23/22)

Season: 18, vs Alabama (11/23/22)
- REBOUNDS**

Career: 12, 5x - last vs. Morgan State (3/16/23)

Season: 12, 3x - last vs. Morgan State (3/16/23)
- FIELD GOALS**

Career: 7, 2x - last vs. Morgan State (3/16/23)

Season: 7, 2x - last vs. Morgan State (3/16/23)
- FIELD GOAL ATTEMPTS**

Career: 10, 4x - last vs. Morgan State (3/16/23)

Season: 10, 4x - last vs. Morgan State (3/16/23)
- 3-POINTERS**

Career: ---

Season: ---
- 3-POINT ATTEMPTS**

Career: 2, vs. Georgia Tech (1/8/23)

Season: 2, vs. Georgia Tech (1/8/23)
- FREE THROWS**

Career: 4, 2x - last at Georgia Tech (2/16/23)

Season: 4, 2x - last at Georgia Tech (2/16/23)
- FREE THROW ATTEMPTS**

Career: 8, vs Alabama (11/23/22)

Season: 8, vs Alabama (11/23/22)
- ASSISTS**

Career: 3, vs ETSU (12/13/21)

Season: 2, 7x - last vs. Louisville (3/3/23)
- TURNOVERS**

Career: 6, vs. Morgan State (3/16/23)

Season: 6, vs. Morgan State (3/16/23)
- BLOCKS**

Career: 4, vs. Clemson (2/5/23)

Season: 4, vs. Clemson (2/5/23)
- STEALS**

Career: 4, 3x - last vs. Florida State (3/2/23)

Season: 4, 2x - last vs. Florida State (3/2/23)
- MINUTES**

Career: 41, vs. Clemson (2/5/23)

Season: 41, vs. Clemson (2/5/23)

HIGHLIGHTS

- Posted first career double-double against Alabama, doubling her career best with 18 points
- Appeared in a team-high tying 32 games during her sophomore season with the Demon Deacons while also making four starts, averaging 2.7 points and 4.6 rebounds per game
- Grabbed double-digit rebounds in four games during the season including a career-high 12 rebounds twice coming against East Tennessee State and against Akron in the opening round of the WNIT where she also recorded a career-best three blocks
- Tallied a career-best nine points in a win over High Point.
- Saw time in 16 games as a freshman, averaging 0.7 points per game and 1.4 rebounds per game
- Scored four points in nine minutes at NC State
- Pulled down three rebounds in just five minutes played against Oklahoma State (3/21) in the NCAA Tournament.

GAME-BY-GAME STATS

OpponentMPFG-A3G-AFT-AO-D-TPFATOBSSTTP

HINDS, Demeara

				Field Goals		3-Point		F-Throws		Rebounds										Scoring	
SEASON	TEAM	GP-GS	MIN/AVG	FG-FGA	FG%	3FG-3FGA	3FG%	FT-FTA	FT%	OFF	DEF	TOT	AVG	PF-FO	A	TO	BLK	STL		PTS	AVG
2020-21	WF	16-0	80/5.0	5-13	.385	0-0	.000	1-6	.167	9	13	22	1.4	17-0	0	6	2	0		11	0.7
2021-22	WF	32-4	421/13.1	36-92	.391	0-1	.000	14-37	.378	73	75	148	4.6	76-2	15	40	16	24		86	2.7
2022-23	WF	34-31	734/21.6	86-173	.497	0-5	.000	23-59	.390	90	131	221	6.5	110-7	27	73	32	38		195	5.7
TOTAL		82-35	1235/15.1	127-278	.457	0-6	.000	38-102	.373	172	219	391	4.8	203-9	42	119	50	62		292	3.6



32 ALEX SCRUGGS

GRADUATE STUDENT / 5-10 / G / FAYETTEVILLE,

7.8 PPG | 0.9 APG | 5.3 RPG | 46.2 % FT | 28.2 MPG

23-24 SEASON/CAREER HIGHS

POINTS

Career: 17, at High Point (11/24/21)
Season: 16, vs. Texas A&M (11/30/23)

REBOUNDS

Career: 13, vs. Florida (3/20/23)
Season: 12, vs. Marshall (12/21/23)

FIELD GOALS

Career: 7, at High Point (11/24/21)
Season: 6, vs. Texas A&M (11/30/23)

FIELD GOAL ATTEMPTS

Career: 14 vs No. 14 Arkansas (11/27/20)
Season: 10, 2x - last at Georgetown (12/17/23)

3-POINTERS

Career: 4, 2x - at High Point (11/24/21)
Season: 2, 2x - last at Georgetown (12/17/23)

3-POINT ATTEMPTS

Career: 7, at North Carolina (12/20/20)
Season: 3, 2x - last at Georgetown (12/17/23)

FREE THROWS

Career: 5, 2x - last vs. Davidson (11/28/20)
Season: 3, at Georgetown (12/17/23)

FREE THROW ATTEMPTS

Career: 6, 3x - last at North Carolina (2/19/23)
Season: 8, at Georgetown (12/17/23)

ASSISTS

Career: 5, 2x - last at Notre Dame (1/14/21)
Season: 2, 3x - last vs. Norfolk State (12/10/23)

TURNOVERS

Career: 6, at ECU (11/21/21)
Season: 4, at James Madison (12/3/23)

BLOCKS

Career: 3, at High Point (11/24/21)
Season: 1, 4x - last vs. Virginia Tech (1/4/23)

STEALS

Career: 4, at Notre Dame (1/12/23)
Season: 2, 3x - last at Florida State (12/31/23)

MINUTES

Career: 37, 2x - last vs. Florida State (3/2/23)
Season: 35, 3x - last vs. Charlotte (12/7/23)

HIGHLIGHTS

- Appeared in 27 games for the Demon Deacons as a junior, making two starts while averaging 5.4 points per game and 2.7 rebounds per game
- Recorded her two highest scoring games of the season in back-to-back games with 17 points against High Point and 16 points against UMBC
- Additionally, she notched three more double-figure scoring games
- Posted a career-best three blocks in the victory over High Point.
- Played in 24 games with 22 starts as a sophomore, averaging 6.6 points and 3.9 rebounds per game
- Was second on the team in points and minutes played against Missouri State
- Had 16 points and five rebounds in an overtime victory over North Carolina
- Led the bench unit in scoring while knocking down three three-point shots against Florida State.

GAME-BY-GAME STATS

Opponent	MP	FG-A	3G-A	FT-A	O-D-T	PF	A	TO	BS	ST	TP
Wofford	35	1-5	0-2	0-2	3-3-6	2	2	3	0	2	2
at Davidson	35	4-7	0-1	0-1	0-6-6	5	1	2	0	0	8
NC A&T	24	1-3	0-2	0-0	1-6-7	5	0	3	1	0	2
vs. BYU	24	2-6	0-2	0-0	0-1-1	2	0	3	0	1	4
vs. Saint Louis	19	3-4	1-2	1-2	1-0-1	4	2	1	0	1	8
Villanova	23	2-5	0-1	2-2	1-4-5	4	1	1	0	0	6
Texas A&M	30	6-10	2-3	2-2	1-4-5	4	0	1	0	0	16
at James Madison	26	3-7	0-1	0-1	1-3-4	3	0	4	0	0	6
Charlotte	35	4-8	0-1	0-0	0-2-2	3	1	1	0	0	8
Norfolk State	31	5-8	0-1	1-2	4-5-9	2	2	2	1	1	11
at Georgetown	34	4-10	2-3	3-8	2-3-5	2	1	2	1	2	13
Marshall	27	2-4	0-0	0-0	3-9-12	4	1	3	0	0	4
at Florida State	27	4-7	0-0	2-4	4-4-8	3	1	2	0	2	10
Virginia Tech	29	5-9	0-1	1-2	2-1-3	4	0	3	1	1	11

				Field Goals		3-Point		F-Throws		Rebounds				Scoring						
SEASON	TEAM	GP-GS	MIN/AVG	FG-FGA	FG%	3FG-3FGA	3FG%	FT-FTA	FT%	OFF	DEF	TOT	AVG	PF-FO	A	TO	BLK	STL	PTS	AVG
2019-20	WF	32-27	819/25.6	66-193	.342	20-81	.247	24-30	.800	35	90	125	3.9	70-0	37	49	3	25	176	5.5
2020-21	WF	24-22	645/26.9	58-154	.377	18-64	.281	24-39	.615	33	61	94	3.9	41-0	23	42	2	23	158	6.6
2021-22	WF	27-2	549/20.3	56-155	.361	13-56	.232	21-36	.583	25	47	72	2.7	54-1	20	42	6	20	146	5.4
2022-23	WF	34-8	758/22.3	83-175	.474	11-52	.212	22-55	.400	54	71	125	3.7	84-0	30	42	7	34	199	5.9
2023-24	WF	14-14	395/28.2	46-93	.495	5-20	.250	12-26	.462	23	51	74	5.3	47-2	12	31	4	10	109	7.8
TOTAL		131-73	3166/24.2	309-770	.401	67-273	.245	103-186	.554	170	320	490	3.7	296-3	122	206	22	112	788	6.0


BROADCAST CHEAT SHEET



#0 ALYSSA ANDREWS
G | JR | 6-0
Woodbridge, Va.

GAME HIGHS


	Season	Career
Points	12	19
Rebounds	10	11
Assists	3 (2x)	6
Steals	3 (2x)	3



#1 MAKAEALA QUIMBY
G | FR | 5-9
Owings Mills, Md.

GAME HIGHS

	Season	Career
Points	1	1
Rebounds	1	1
Assists	1 (2x)	1 (2x)
Steals	1	1



#2 KAIA HARRISON
G | GR | 5-7
Baldwin, N.Y.

GAME HIGHS

	Season	Career
Points	13 (2x)	15
Rebounds	6 (2x)	8
Assists	6	9
Steals	4 (2x)	4 (4x)



#4 ALIAH MCWHORTER
G | SR | 6-1
Cincinnati, Ohio

GAME HIGHS

	Season	Career
Points	2	2 (2x)
Rebounds	1	1 (2x)
Assists	1	1
Steals	1	1 (2x)



#5 MALAYA COWLES
F | R-SO | 6-3
Wilkesboro, N.C.

GAME HIGHS

	Season	Career
Points	22	22
Rebounds	8	11
Assists	2 (4x)	2 (6x)
Blocks	3	3 (2x)



#11 RAEGYN CONLEY
G | JR | 6-0
Chattanooga, Tenn.

GAME HIGHS

	Season	Career
Points	14	14 (2x)
Rebounds	7	12
Assists	2 (2x)	2 (4x)
Blocks	3	3



#12 KATE DEEBLE
G | R-FR | 5-8
Brisbane, Australia

GAME HIGHS


	Season	Career
Points	19	19
Rebounds	5 (2x)	5 (2x)
Assists	4	4
Steals	2 (4x)	2 (4x)



#14 RYLIE THEUERKAUF
G | FR | 5-9
Tenafly, N.J.

GAME HIGHS

	Season	Career
Points	12	12
Rebounds	2	2
Assists	2 (2x)	2 (2x)
Steals	2	2



#21 ELISE WILLIAMS
G | JR | 5-9
Raleigh, N.C.

GAME HIGHS

	Season	Career
Points	29	29
Rebounds	8 (3x)	12
Assists	6 (2x)	8 (2x)
Steals	3 (5x)	3 (5x)



#22 MADISYN JORDAN
G | FR | 6-1
Morrisville, N.C.

GAME HIGHS


	Season	Career
Points	20	20
Rebounds	4 (2x)	4 (2x)
Assists	1 (3x)	1 (3x)
Blocks	1	1



#25 DEMEARA HINDS
F | JR | 6-2
Douglasville, Ga.

GAME HIGHS

	Season	Career
Points	-	18
Rebounds	-	12 (5x)
Assists	-	3
Blocks	-	4



#32 ALEXANDRIA SCRUGGS
G | SR | 5-10
Fayetteville, N.C.

GAME HIGHS

	Season	Career
Points	16	17
Rebounds	12	13
Assists	2 (3x)	5 (2x)
Steals	2 (3x)	4

COACHING STAFF



MEGAN GEBBIA
Head Coach
2nd Year at Wake Forest



NIKKI FLORES
Assistant Coach/Recruiting Director
2nd Year at Wake Forest



EMILY STALLINGS
Assistant Coach
2nd Year at Wake Forest



MILLETTE GREEN
Assistant Coach/Recruiting Coordinator
2nd Year at Wake Forest

SOCIAL MEDIA:



@WAKEWBB



@WAKEWBB



WAKE WBB