

CAROLINA

MEN'S BASKETBALL

2023-24 SCHEDULE

18-5, 10-2 ACC

(10-1 Home, 5-1 Away, 3-3 Neutral)

NOVEMBER (AP rankings)

| | | | |
|----|----------------------------|---------------|-------|
| 6 | Radford (19/-) | W, 86-70 | ACCN |
| 12 | Lehigh (19/-) | W, 90-68 | ACCN |
| 17 | UC Riverside (20/-) | W, 77-52 | ACCN |
| 22 | % vs. Northern Iowa (14/-) | W, 91-69 | ESPN |
| 23 | % vs. Villanova (14/-) | L, 81-83 (ot) | ESPN |
| 24 | % vs. Arkansas (14/20) | W, 87-72 | ESPN2 |
| 29 | # Tennessee (17/10) | W, 100-92 | ESPN |

DECEMBER

| | | | |
|----|---------------------------|-----------|------|
| 2 | Florida State (17/-) | W, 78-70 | ACCN |
| 5 | @ vs. Connecticut (10/5) | L, 76-87 | ESPN |
| 16 | ! vs. Kentucky (9/14) | L, 83-87 | CBS |
| 20 | & vs. Oklahoma (11/7) | W, 81-69 | ESPN |
| 29 | Charleston Southern (9/-) | W, 105-60 | ACCN |

JANUARY

| | | | |
|----|-------------------------|-----------|--------|
| 2 | at Pittsburgh (8/-) | W, 70-57 | ESPN |
| 6 | at Clemson (8/16) | W, 65-55 | ESPN2 |
| 10 | at NC State (7/-) | W, 67-54 | ESPN |
| 13 | Syracuse (7/-) | W, 103-67 | ESPN |
| 17 | Louisville (4/-) | W, 86-70 | ACCN |
| 20 | at Boston College (4/-) | W, 76-66 | The CW |
| 22 | Wake Forest (3/-) | W, 85-64 | ESPN |
| 27 | at Florida State (3/-) | W, 75-68 | ESPN |
| 30 | at Georgia Tech (3/-) | L, 73-74 | ESPN |

FEBRUARY

| | | | |
|----|----------------|-------------|------|
| 3 | Duke (3/7) | W, 93-84 | ESPN |
| 6 | Clemson (3/-) | L, 76-80 | ESPN |
| 10 | at Miami (3/-) | 4 p.m. ESPN | |
| 13 | at Syracuse | 7 p.m. ESPN | |
| 17 | Virginia Tech | 2 p.m. ACCN | |
| 24 | at Virginia | 4 p.m. ESPN | |
| 26 | Miami | 7 p.m. ESPN | |

MARCH

| | | |
|-------|------------------|----------------|
| 2 | NC State | 4 p.m. ESPN |
| 5 | Notre Dame | 7 p.m. ACCN |
| 9 | at Duke | 6:30 p.m. ESPN |
| 12-16 | * ACC Tournament | |

SITE/SPECIAL EVENT KEY

% Battle 4 Atlantis, Paradise Island, Bahamas
 # ACC-SEC Challenge, Chapel Hill
 @ Jimmy V Classic, New York, N.Y.
 ! CBS Sports Classic, Atlanta, Ga.
 & Jumpman Invitational, Charlotte, N.C.
 * ACC Tournament, Washington, D.C.

All Times Eastern

UNC SPORTS INFORMATION/MEDIA RELATIONS

Senior Associate AD (contact for Hubert Davis)

Steve Kirschner
Direct Office Phone: (919) 962-7258
Cell Phone: (919) 475-2695
Email: stevekirschner@unc.edu

Director of Website Management/Media Relations

(contact for player interviews) Matt Bowers
Cell Phone: (919) 619-7021
Email: mattbowers@unc.edu

Office Location

Woody Durham Media & Communications Center
 2nd Floor, 380 Skipper Bowles Drive
Web Site: GoHeels.com
Carolina Basketball X (Twitter): @UNC_Basketball
Stats and Notes X (Twitter): @UNCMBBStats
Instagram: UNC_Basketball
YouTube: @GoHeels

7 NATIONAL CHAMPIONSHIPS: NCAA 1957, 1982, 1993, 2005, 2009, 2017; Helms 1924
 21 FINAL FOURS



52 NCAA TOURNAMENT APPEARANCES
 32 ACC REGULAR-SEASON CHAMPIONSHIPS
 18 ACC TOURNAMENT CHAMPIONSHIPS
 38 ASSOCIATED PRESS FINAL TOP-10 RANKINGS



GAME 24 at Miami, Saturday, February 10
Watsco Center, Coral Gables, Fla.

4 p.m.

TV: ESPN (Brian Custer, Cory Alexander)

- North Carolina and Miami meet for the first of two games in 17 days when the Tar Heels travel to Coral Gables for a 4 p.m. tip on Saturday, February 10.
- The Tar Heels are atop the standings at 10-2 in the ACC and are 18-5 overall. UNC is coming off an 80-76 loss to Clemson on Tuesday, its first home loss in 11 games.
- Three nights after beating No. 7 Duke in a top-10 matchup, the Tar Heels fell behind Clemson, 15-2, in the first 3:26, and never led as the Tigers won in Chapel Hill for the second time in 62 games.
- Carolina trailed by 16 in the first half (its largest deficit since December 5) but cut the margin to nine at the break and pulled even at 70 on a Harrison Ingram three with 4:17 to play. From there, the Tigers outscored UNC, 10-6, as Carolina committed three turnovers and missed three straight field goal attempts.
- **Check page 21 for more notes on Tuesday's UNC-Clemson game.**
- Armando Bacot had 24 points and 13 rebounds vs. Clemson. He had 25 points, 10 boards and five assists in the previous game vs. Duke. Those were his 24th and 25th career games with at least 20 points and 10 rebounds.
- Miami is 15-8 overall, 6-6 in league play and 11-2 at home (Watsco Center losses to Louisville and Florida State). The Canes lost, 60-38, at Virginia on Monday.
- Carolina and Miami have represented the

- ACC in each of the last two NCAA Final Fours (the Tar Heels in New Orleans in 2022 and the Hurricanes in Houston in 2023).
- Carolina is 5-1 on the road this season, all six of which were ACC games. This is the 55th time in 71 seasons the Tar Heels will have at least a .500 record in ACC play and a win at Miami would secure the 44th winning season on the road in the ACC.
- The Tar Heels and Hurricanes are two of the top five scoring teams in the ACC (UNC first at 82.8 ppg and Miami fifth at 79.0).
- UNC (first) and Miami (fifth) are also among the top five in the ACC in rebound margin.
- Carolina leads the ACC in three-point percentage defense (30.1%), while Miami is fourth in three-point accuracy (37.1%).
- **Series records and notes are on pages 7-8.**
- Carolina is No. 3 in the Associated Press poll for the third week in a row. These are UNC's highest rankings since being ranked third in the final three weeks in 2018-19.
- RJ Davis is the ACC's leading scorer in all games (21.3 points per game) and ACC games (21.5).
- Harrison Ingram was named co-ACC Player of the Week following the Georgia Tech and Duke games. He is the third Tar Heel (with RJ Davis and Armando Bacot) to win the award this season. It's the first time since 2018-19 three different Tar Heels won ACC Player-of-the-Week honors.

PROJECTED/LAST GAME STARTERS



Elliot Cadeau
No. 2
Freshman/Guard
W. Orange, N.J.

7.5 ppg
83/35 A/TO



Cormac Ryan
No. 3
Grad/Guard
New York, N.Y.

10.4 ppg
12 games in
double figures



RJ Davis
No. 4
Senior/Guard
White Plains, N.Y.

Leads ACC in
scoring (21.3),
15 20-point
games



Armando Bacot
No. 5
Grad/F/C
Richmond, Va.

14.3 ppg, 10.0 rpg
Third all-time
in ACC with 78
double-doubles



Harrison Ingram
No. 55
Junior/Forward
Dallas, Texas

12.5 ppg
8.9 rpg
Team-high
42.3% 3FG



MEDIA INFORMATION



CREDENTIALS: Media seating in the Smith Center is located in section 212. Seats will be prioritized for media who regularly cover Carolina Basketball, the visiting team and national media.

Please make credential requests online at <https://bit.ly/453I90V> or click on the QR code on this page.

Single-game requests should be made at least 14 days prior to a scheduled game, especially if you want a parking pass mailed to you.

All photo/TV passes will be issued on a game-by-game basis. There are no season photo/TV passes.

Approved credentials may be picked up at media will call at Smith Center Entrance D, which will open 90 minutes before the scheduled starting time. Entrance D is closest to the reserved parking lot behind the natatorium and the Smith Center/basketball offices.

All briefcases, computer bags and photo equipment are subject to search.

MEDIA WORK ROOM: The media work room is located on the ground floor adjacent to the visiting team's locker room. Seats are assigned. Overflow seats are available in the hall outside the media room. Media may also choose to work from their seat in section 212.

MEALS: Meals are provided at most games. Check with Steve Kirschner in advance if you have questions. Soft drinks and water are available while supplies last. There is a beverage cooler located just outside the media workroom.

PHOTO SPOTS/PHOTO WORKSPACE: Photo spots are assigned by half. Note your assigned seat may change by half. Credentials for photographers and videographers will be issued on a game-by-game basis and will be numbered to match the space on the baseline where they are assigned to shoot.

Workspace for photographers and videographers will be available in or just outside the media work room on the ground floor adjacent to the visiting team's locker room.

ARENA WiFi: Wireless Internet access is available in the arena. Instructions for logging on is posted in the press room. Please do not publicize the network or password for WiFi access. Live stats are available at UNC.statbroadcast.com.

MEDIA PARKING: Media parking is located in the Bowles Lot on Skipper Bowles Drive. Parking, if requested and approved at least 14 days before the game, will either be mailed to you or you may pick up at the Athletic Communications office in advance. If you make your request fewer than 14 days before a scheduled game, we are unable to mail you the parking. To get a parking pass you would need to either pick up in person in advance or provide us your Fed Ex number. Please note, you must have a parking pass to enter the media lot on the day of a game. You can't park first and then get your parking pass at our office.

GPS Directions: Skipper Bowles Lot, S-11, UNC campus (there is no street address number for this lot).

POSTGAME INTERVIEWS: Following games at the Smith Center, Carolina head coach Hubert Davis will conduct a postgame press conference in the media workroom. UNC players will be available for interviews in the team dining room just off the home tunnel. Typically, the players will be available first followed by Davis beginning approximately 20-25 minutes after the game.

Interviews with the visiting team at the Smith Center will be handled on a per-game basis. The visiting team may use the press room for an interview with the head coach, but it may choose to do so via Zoom or make its coach and players available for questions outside their locker room.

Postgame interviews at road games will be coordinated on a game-by-game basis.

NON-GAMEDAY INTERVIEWS: Throughout the season, Davis and players will be available a day or two before select games. The schedule of these sessions will be updated throughout the season in UNC's media game notes.

Interview requests should be made through the athletic communications office. Contact Kirschner with interview requests for Coach Davis. Due to contractual obligations, Davis is unable to participate in live radio call-in shows.

Media should direct player interview requests to Matt Bowers (mattbowers@unc.edu, 919-619-7021). Player interviews typically occur before practice. Players are not available for interviews on game day or on non-practice days.

ACC COACHES ZOOM: Beginning January 8, Coach Davis will be available most Mondays for 10 minutes on the ACC media Zoom. Coaches do not participate if their teams play that evening.

2023-24 PRESS CONFERENCE SCHEDULE (subject to change)

| DAY | DATE | GAME/EVENT | TIME | PLACE |
|-----|--------|--------------------------|------------|------------|
| Fri | Feb 9 | day before at Miami | 2 p.m. | press room |
| Mon | Feb 12 | ACC zoom | 11 a.m. | |
| Fri | Feb 16 | day before Virginia Tech | 2:15 p.m. | press room |
| Mon | Feb 19 | ACC zoom | 11:10 a.m. | |
| Fri | Feb 23 | day before at Virginia | TBA | press room |
| Fri | Mar 1 | day before NC State | 2:15 p.m. | press room |
| Mon | Mar 4 | ACC zoom | 11 a.m. | |
| Thu | Mar 7 | two days before at Duke | 1:45 p.m. | press room |

No ACC zoom on February 26 (Miami)



To access credential application



To access the media central landing page on GoHeels.com

ONLINE & SOCIAL MEDIA: Carolina's official website is GoHeels.com, which features the media guide, record book, statistics, game notes, roster, schedule, archives and other information. Archived recordings of the weekly and postgame press conferences will be posted to the site. Follow the Tar Heels on Twitter and Instagram at @UNC_Basketball. A stats and notes Twitter feed is available at @UNCMBBStats.

TAR HEEL SPORTS PROPERTIES: Jones Angell is in his 13th season as the play-by-play voice on Learfield Sports' radio broadcasts.

This season the analyst duties will rotate among several former Tar Heel players. Upcoming schedule of analysts includes: Miami (Marcus Ginyard), Syracuse (Pete Chilcutt), Virginia Tech (Ginyard), Virginia and NC State (Zeller), Notre Dame (Chilcutt) and Duke (Tyler Zeller).

The broadcasts are engineered by Ben Alexander. Adam Lucas and Dave Nathan also serve as hosts and analysts.

WEEKLY RADIO SHOW: Jones Angell hosts Coach Davis' weekly radio show at Top of the Hill restaurant on the following dates: February 19 and 28; March 4 and 11. The show will be taped in studio on February 12.

VISITING & NATIONAL RADIO LOCATIONS: Radio rights-holders for opposing teams and national radio will broadcast from booth 110 at the back of the lower grandstand in the Smith Center. UNC provides an Ethernet line and one analog phone line for your use.



2023-24 ROSTERS



ALPHABETICAL

| No. | Player | Yr. | Pos. | Ht. | Wt. | Hometown | Previous College/High School |
|-----|------------------|-----|------|------|-----|-----------------------|--|
| 5 | Armando Bacot | Gr. | F/C | 6-11 | 240 | Richmond, Va. | IMG Academy (Bradenton, Fla.) |
| 2 | Elliot Cadeau | Fr. | G | 6-1 | 180 | West Orange, N.J. | Link Academy (Branson, Mo.) |
| 4 | RJ Davis | Sr. | G | 6-0 | 180 | White Plains, N.Y. | Archbishop Stepinac |
| 34 | Duwe Farris | Gr. | F | 6-7 | 210 | Charlotte, N.C. | Myers Park |
| 1 | Zayden High | Fr. | F | 6-9 | 225 | San Antonio, Texas | AZ Compass Prep (Chandler, Ariz.) |
| 55 | Harrison Ingram | Jr. | F | 6-7 | 225 | Dallas, Texas | Stanford/St. Mark's School |
| 22 | Rob Landry | Sr. | G | 6-4 | 190 | Greensboro, N.C. | North Carolina School of Science & Math (Durham, N.C.) |
| 14 | Creighton Lebo | Sr. | G | 6-1 | 180 | Greenville, N.C. | Greenfield School (Wilson, N.C.) |
| 32 | James Okonkwo | Jr. | F | 6-8 | 240 | Maidenhead, England | West Virginia/Furze Platt Senior School |
| 3 | Cormac Ryan | Gr. | G | 6-5 | 195 | New York, N.Y. | Notre Dame/Milton Academy (Milton, Mass.) |
| 7 | Seth Trimble | So. | G | 6-3 | 195 | Menomonee Falls, Wis. | Menomonee Falls |
| 13 | Jalen Washington | So. | F | 6-10 | 230 | Gary, Ind. | West Side Leadership Academy |
| 24 | Jae'Lyn Withers | Gr. | F | 6-9 | 215 | Charlotte, N.C. | Louisville/North Mecklenburg (Huntersville, N.C.) |
| 8 | Paxson Wojcik | Gr. | G | 6-5 | 195 | Charleston, S.C. | Brown/La Lumiere School (La Porte, Ind.) |

Head Coach: Hubert Davis (12th year at UNC, 3rd year as head coach)

Assistant Coaches: Brad Frederick (11th year at UNC, 7th year as assistant coach); Jeff Lebo (3rd year at UNC); Sean May (9th year at UNC, 3rd year as assistant coach, 1st year as JV coach)

Director of Recruiting: Pat Sullivan (7th season at UNC), **Director of Team and Player Development:** Marcus Paige (1st season at UNC), **Director of Operations:** Eric Hoots (20th year), **Director of Strength and Conditioning:** Jonas Sahratian (20th year), **Athletics Trainer:** Doug Halverson (11th year), **Assistant to the Director of Operations:** Kiersten Steinbacher, **Student Managers:** Ragan Copeland (head manager), Sam Combs, James Rolf Blizzard, Jordan Carrier, Will Gurganious, GW Roehner, Avery Wilkerson

NUMERICAL

| No. | Player | Yr. | Pos. | Ht. | Wt. | Hometown | Previous College/High School |
|-----|------------------|-----|------|------|-----|-----------------------|--|
| 1 | Zayden High | Fr. | F | 6-9 | 225 | San Antonio, Texas | AZ Compass Prep (Chandler, Ariz.) |
| 2 | Elliot Cadeau | Fr. | G | 6-1 | 180 | West Orange, N.J. | Link Academy (Branson, Mo.) |
| 3 | Cormac Ryan | Gr. | G | 6-5 | 195 | New York, N.Y. | Notre Dame/Milton Academy (Milton, Mass.) |
| 4 | RJ Davis | Sr. | G | 6-0 | 180 | White Plains, N.Y. | Archbishop Stepinac |
| 5 | Armando Bacot | Gr. | F/C | 6-11 | 240 | Richmond, Va. | IMG Academy (Bradenton, Fla.) |
| 7 | Seth Trimble | So. | G | 6-3 | 195 | Menomonee Falls, Wis. | Menomonee Falls |
| 8 | Paxson Wojcik | Gr. | G | 6-5 | 195 | Charleston, S.C. | Brown/La Lumiere School (La Porte, Ind.) |
| 13 | Jalen Washington | So. | F | 6-10 | 230 | Gary, Ind. | West Side Leadership Academy |
| 14 | Creighton Lebo | Sr. | G | 6-1 | 180 | Greenville, N.C. | Greenfield School (Wilson, N.C.) |
| 22 | Rob Landry | Sr. | G | 6-4 | 190 | Greensboro, N.C. | North Carolina School of Science & Math (Durham, N.C.) |
| 24 | Jae'Lyn Withers | Gr. | F | 6-9 | 215 | Charlotte, N.C. | Louisville/North Mecklenburg (Huntersville, N.C.) |
| 32 | James Okonkwo | Jr. | F | 6-8 | 240 | Maidenhead, England | West Virginia/Furze Platt Senior School |
| 34 | Duwe Farris | Gr. | F | 6-7 | 210 | Charlotte, N.C. | Myers Park |
| 55 | Harrison Ingram | Jr. | F | 6-7 | 225 | Dallas, Texas | Stanford/St. Mark's School |

PRONUNCIATIONS

Armando Bacot (are-MAHN-doe BAY-cot), **Elliot Cadeau** (kuh-DOE), **Duwe Farris** (Dewey FAIR-us), **Zayden High** (ZAY-din), **Creighton Lebo** (KRAY-ton LEE-boe), **Jeff Lebo** (LEE-boe), **James Okonkwo** (oh-CON-kwo), **Cormac Ryan** (CORE-mack), **Jonas Sahratian** (JOE-nus suh-RAY-shun), **Jalen Washington** (JAY-linn), **Jae'Lyn Withers** (JAY-linn), **Paxson Wojcik** (WO-jick); **Hometown:** Seth Trimble– Menomonee Falls, Wis. (muh-NAH-muh-nee)

| | DATES OF BIRTH | AGE |
|------------------|-------------------|-----|
| Jalen Washington | February 21, 2004 | 19 |
| Armando Bacot | March 6, 2000 | 23 |
| Zayden High | March 26, 2004 | 19 |
| Rob Landry | August 4, 2000 | 23 |
| Paxson Wojcik | August 8, 2000 | 23 |
| Seth Trimble | August 9, 2004 | 19 |
| Duwe Farris | September 1, 2000 | 23 |
| Elliot Cadeau | September 4, 2004 | 19 |
| Creighton Lebo | September 8, 2001 | 22 |
| James Okonkwo | October 1, 2003 | 20 |
| RJ Davis | October 21, 2001 | 22 |
| Cormac Ryan | October 26, 1998 | 25 |
| Harrison Ingram | November 27, 2002 | 21 |
| Jae'Lyn Withers | December 20, 2000 | 23 |

SOCIAL MEDIA

| | X (TWITTER) | INSTAGRAM |
|------------------|------------------|-----------------|
| Armando Bacot | @iget_buckets35 | armando |
| Elliot Cadeau | @ElliotCadeau | ellio |
| RJ Davis | @ariidavis_ | ariidavis_ |
| Duwe Farris | @Duwefarris | duwefarris |
| Zayden High | @zaydenh1gh | zaydenhigh |
| Harrison Ingram | @Harrisoniingram | harrison.ingram |
| Rob Landry | | roblandry15 |
| Creighton Lebo | @LeboCreighton | creighton_lebo |
| James Okonkwo | @kingjimo_32 | kingjimo_32 |
| Cormac Ryan | | cormac_ryan5 |
| Seth Trimble | @sethtrimble1 | sethtrim |
| Jalen Washington | @jalen_w13 | w._jalen |
| Jae'Lyn Withers | @jaelynwithers | jaelynwithers |
| Paxson Wojcik | @paxsonwojcik | paxsonwojcik |



2023-24 SCHEDULE



| DAY | DATE | OPPONENT | SITE | TIME/RESULT | TV/Streaming |
|--|--------|--|--------------------------|-----------------------|--------------|
| Fri | Oct 27 | Saint Augustine's (exhibition) | Chapel Hill | W, 117-53 | ACCNX |
| Mon | Nov 6 | Radford | Chapel Hill | W, 86-70 (1-0) | ACC Network |
| Sun | Nov 12 | Lehigh | Chapel Hill | W, 90-68 (2-0) | ACC Network |
| Fri | Nov 17 | UC Riverside | Chapel Hill | W, 77-52 (3-0) | ACC Network |
| Bad Boy Mowers Battle 4 Atlantis (Imperial Arena) | | | | | |
| Wed | Nov 22 | vs. Northern Iowa | Paradise Island, Bahamas | W, 91-69 (4-0) | ESPN |
| Thu | Nov 23 | vs. Villanova | Paradise Island, Bahamas | L, 81-83, OT (4-1) | ESPN |
| Fri | Nov 24 | vs. Arkansas | Paradise Island, Bahamas | W, 87-72 (5-1) | ESPN2 |
| ACC-SEC Challenge | | | | | |
| Wed | Nov 29 | Tennessee | Chapel Hill | W, 100-92 (6-1) | ESPN |
| Sat | Dec 2 | Florida State | Chapel Hill | W, 78-70 (7-1, 1-0) | ACC Network |
| Jimmy V Classic (Madison Square Garden) | | | | | |
| Tue | Dec 5 | vs. Connecticut | New York, N.Y. | L, 76-87 (7-2, 1-0) | ESPN |
| CBS Sports Classic (State Farm Arena) | | | | | |
| Sat | Dec 16 | vs. Kentucky | Atlanta, Ga. | L, 83-87 (7-3, 1-0) | CBS |
| Jumpman Invitational (Spectrum Center) | | | | | |
| Wed | Dec 20 | vs. Oklahoma | Charlotte, N.C. | W, 81-69 (8-3, 1-0) | ESPN |
| Fri | Dec 29 | Charleston Southern | Chapel Hill | W, 105-60 (9-3, 1-0) | ACC Network |
| Tue | Jan 2 | at Pittsburgh (Petersen Events Center) | Pittsburgh, Pa. | W, 70-57 (10-3, 2-0) | ESPN |
| Sat | Jan 6 | at Clemson (Littlejohn Coliseum) | Clemson, S.C. | W, 65-55 (11-3, 3-0) | ESPN2 |
| Wed | Jan 10 | at NC State (PNC Arena) | Raleigh, N.C. | W, 67-54 (12-3, 4-0) | ESPN |
| Sat | Jan 13 | Syracuse | Chapel Hill | W, 103-67 (13-3, 5-0) | ESPN |
| Wed | Jan 17 | Louisville | Chapel Hill | W, 86-70 (14-3, 6-0) | ACC Network |
| Sat | Jan 20 | at Boston College (Conte Forum) | Chestnut Hill, Mass. | W, 76-66 (15-3, 7-0) | The CW |
| Mon | Jan 22 | Wake Forest | Chapel Hill | W, 85-64 (16-3, 8-0) | ESPN |
| Sat | Jan 27 | at Florida State (Donald L. Tucker Center) | Tallahassee, Fla. | W, 75-68 (17-3, 9-0) | ESPN |
| Tue | Jan 30 | at Georgia Tech (McCamish Pavilion) | Atlanta, Ga. | L, 73-74 (17-4, 9-1) | ESPN |
| Sat | Feb 3 | Duke | Chapel Hill | W, 93-84 (18-4, 10-1) | ESPN |
| Tue | Feb 6 | Clemson | Chapel Hill | L, 76-80 (18-5, 10-2) | ESPN |
| Sat | Feb 10 | at Miami (Watsco Center) | Coral Gables, Fla. | 4 p.m. | ESPN |
| Tue | Feb 13 | at Syracuse (JMA Wireless Dome) | Syracuse, N.Y. | 7 p.m. | ESPN |
| Sat | Feb 17 | Virginia Tech | Chapel Hill | 2 p.m. | ACC Network |
| Sat | Feb 24 | at Virginia (John Paul Jones Arena) | Charlottesville, Va. | 4 p.m. | ESPN |
| Mon | Feb 26 | Miami | Chapel Hill | 7 p.m. | ESPN |
| Sat | Mar 2 | NC State | Chapel Hill | 4 p.m. | ESPN |
| Tue | Mar 5 | Notre Dame | Chapel Hill | 7 p.m. | ACC Network |
| Sat | Mar 9 | at Duke (Cameron Indoor Stadium) | Durham, N.C. | 6:30 p.m. | ESPN |

Atlantic Coast Conference Championship (Capital One Arena)

Tue-Sat Mar 12-16 Washington, DC

NCAA Tournament

First Four: March 19&20– Dayton, Ohio

First & Second Rounds: March 21&23– Charlotte, N.C.; Omaha, Neb.; Pittsburgh, Pa.; Spokane, Wash.; March 22&24– Brooklyn, N.Y.; Indianapolis, Ind.; Memphis, Tenn.; Salt Lake City, Utah

Regionals: March 28&30– East: Boston, Mass.; Los Angeles, Calif.; March 29&31– Midwest: Detroit, Mich.; Dallas, Texas

Final Four: April 6&8– Glendale, Ariz.

Home games at the Dean E. Smith Center

All times are Eastern

UNC'S RECORD WHEN ... UNDER HUBERT DAVIS

| | 2023-24 | Total |
|--|-------------|--------------|
| Home | 10-1 | 37-6 |
| Away | 5-1 | 17-11 |
| Neutral | 3-3 | 13-11 |
| Overtime | 0-1 | 4-2 |
| Leads at Half | 12-1 | 49-5 |
| Trails at Half | 5-3 | 14-22 |
| Tied at Half | 1-1 | 4-1 |
| UNC shoots 50% or better FG | 4-0 | 19-0 |
| UNC shoots 40-49.9% FG | 12-3 | 39-15 |
| UNC shoots under 40% FG | 2-2 | 9-13 |
| Opponents shoot 50% or better FG | 2-1 | 4-9 |
| Opponents shoot 40-49.9% FG | 7-2 | 34-15 |
| Opponents shoot under 40% FG | 9-2 | 29-4 |
| UNC has more rebounds | 16-3 | 61-17 |
| Opponents have more rebounds | 2-2 | 6-10 |
| Teams have same rebounds | 0-0 | 0-1 |
| UNC has more offensive rebounds | 15-2 | 48-19 |
| Opponents have more offensive rebounds | 2-3 | 15-8 |
| Teams have same offensive rebounds | 1-0 | 4-1 |
| UNC has more turnovers | 8-3 | 31-19 |
| Opponents have more turnovers | 10-2 | 27-8 |
| Teams have same number of turnovers | 0-0 | 9-1 |
| UNC scores 80 or more points | 11-2 | 38-5 |
| UNC scores less than 80 points | 7-3 | 29-23 |
| UNC scores 90 or more points | 6-0 | 18-1 |
| UNC scores 100 or more points | 3-0 | 6-1 |
| Opponents score 80 or more points | 2-4 | 11-14 |
| Opponents score less than 80 points | 16-1 | 56-14 |
| Opponents score 90 or more points | 1-0 | 1-5 |
| Opponents score 100 or more points | 0-0 | 0-1 |
| OVERALL RECORD | 18-5 | 67-28 |

CURRENT STREAKS

| | |
|---------------------------------------|--------|
| Overall | Lost 1 |
| Home | Lost 1 |
| Road | Lost 1 |
| Neutral Site | Won 1 |
| vs. ACC Opponents (all games) | Lost 1 |
| vs. Home Non-ACC | Won 17 |
| vs. Home ACC | Lost 1 |
| vs. Road Non-ACC | Lost 1 |
| vs. Road ACC | Lost 1 |
| AP-ranked opponents | Won 3 |
| Overtime | Lost 1 |
| UNC Scores 100 Points | Won 4 |
| UNC Scores 90 Points | Won 8 |
| UNC Scores 80 Points | Won 6 |
| UNC Scores Fewer than 80 Points | Lost 2 |
| UNC Scores Fewer than 70 Points | Won 2 |
| UNC Scores Fewer than 60 Points | Lost 5 |
| Opponents Score 80 Points | Lost 1 |
| UNC Leads at the Half | Won 9 |
| Tied at the Half | Lost 1 |
| UNC Trails at the Half | Lost 1 |
| UNC Shoots 50% Field Goals | Won 27 |
| UNC Shoots Under 40% Field Goals | Lost 2 |
| Opponents Shoot 50% Field Goals | Won 1 |
| Opponents Shoot Under 40% Field Goals | Lost 1 |
| UNC Makes 7 or More 3FGs | Lost 1 |
| Opponents Make 10 or More 3FGs | Lost 1 |
| UNC Makes More 3FGs | Won 11 |
| UNC Makes 20 Free Throws | Won 3 |
| Opponents Make More Free Throws | Won 1 |
| UNC Has More Rebounds | Lost 1 |
| Opponents Have More Rebounds | Won 1 |
| UNC Has More Turnovers | Lost 1 |
| Opponents Have More Turnovers | Won 1 |

STATISTICAL COMPARISON

| | UNC | Miami |
|-----------------------|------------|-----------|
| Record | 18-5, 10-2 | 15-8, 6-6 |
| Points/Game | 82.8 | 79.0 |
| Scoring Defense | 70.3 | 71.7 |
| Scoring Margin | +12.5 | +7.3 |
| FG% | .450 | .474 |
| 3FG% | .352 | .371 |
| 3FGs/Game | 7.7 | 8.8 |
| FT% | .753 | .768 |
| FG% Defense | .403 | .427 |
| 3FG% Defense | .301 | .304 |
| Oppt 3FGs/Game | 6.9 | 8.6 |
| Rebounds/Game | 41.3 | 37.4 |
| Offensive Rebs/Game | 12.2 | 9.7 |
| Rebound Margin | +6.9 | +3.4 |
| Assists/Game | 14.3 | 14.6 |
| Turnovers/Game | 10.2 | 12.5 |
| Assists/Turnovers | 1.4 | 1.2 |
| Turnovers Forced/Game | 11.3 | 11.9 |

KenPom.com (as of Feb. 9)

| | UNC | Miami |
|------------------------|------------|-------------|
| Overall Ranking | 8 | 74 |
| Offensive Efficiency | 117.8 (23) | 113.9 (56) |
| Defensive Efficiency | 93.1 (8) | 103.0 (107) |
| Effective FG Pct. | 51.1 (154) | 54.7 (31) |
| Turnover Pct. | 14.1 (22) | 17.6 (201) |
| Offensive Rebound Pct. | 32.7 (66) | 29.1 (175) |
| FTA/FGA | 38.9 (42) | 27.5 (313) |
| Strength of Schedule | 16 | 77 |

ACC & NCAA TEAM STAT RANKINGS

| Category | Value | NCAA rank | ACC rank |
|-----------------------|-------|-----------|----------|
| Scoring | 82.8 | 23 | 1 |
| Scoring Defense | 70.3 | 136 | 8 |
| Scoring Margin | +12.5 | 24 | 2 |
| FG% | .450 | 166 | 7 |
| 3FG% | .352 | 112 | 7 |
| 3FGs/Game | 7.7 | 151 | 9 |
| FT% | .753 | 47 | 5 |
| FG% Defense | .403 | 30 | 2 |
| 3FG% Defense | .301 | 25 | 1 |
| Rebounds/Game | 41.3 | 9 | 1 |
| Offensive Reb/Game | 12.2 | 66 | 1 |
| Rebound Margin | +6.9 | 22 | 1 |
| Assists/Game | 14.3 | 116 | 6 |
| Turnovers/Game | 10.3 | 45 | 6 |
| Turnovers Forced/Game | 11.3 | 251 | 12 |
| Assist/Turnovers | 1.4 | 63 | 5 |

CAROLINA STATS IN WINS vs. LOSSES

| | 18 Wins | 5 Losses |
|---------------------------------|----------------|-----------------|
| Points Per Game | 84.2 | 77.8 |
| Oppt. Points Per Game | 67.1 | 82.2 |
| FG% | .460 | .413 |
| Oppt. FG% | .397 | .425 |
| 3FG% | .359 | .333 |
| Oppt. 3FG% | .289 | .339 |
| 3FGs Per Game | 7.6 | 8.2 |
| Oppt. 3FGs Per Game | 6.4 | 8.6 |
| FT% | .771 | .684 |
| Oppt. FT% | .729 | .783 |
| Rebound Margin | +9.2 | -1.4 |
| Assists/Turnovers | 253/182 (1.4) | 74/54 (1.4) |
| Opponent A/T/O | 165/211 (0.8) | 69/50 (1.4) |
| Carolina's Top 5 Scorers | 18 Wins | |
| RJ Davis | 20.2 | |
| Armando Bacot | 14.8 | |
| Harrison Ingram | 12.1 | |
| Cormac Ryan | 10.2 | |
| Elliot Cadeau | 8.3 | |
| Carolina's Top 5 Scorers | | 5 Losses |
| RJ Davis | | 25.2 |
| Harrison Ingram | | 13.8 |
| Armando Bacot | | 12.6 |
| Cormac Ryan | | 11.0 |
| Seth Trimble | | 4.8 |

UNC'S RECORD THIS SEASON WHEN...

| | 2023-24 | Career |
|---|---------|--------|
| Six players score in double figures | 2-0 | |
| Five players score in double figures | 2-0 | |
| Four players score in double figures | 9-0 | |
| Three players score in double figures | 4-4 | |
| Two players score in double figures | 1-0 | |
| One player scores in double figures | 0-1 | |
| Bacot scores in double figures | 14-2 | 81-34 |
| Davis scores in double figures | 17-5 | 64-29 |
| Ingram scores in double figures | 15-4 | - |
| Ryan scores in double figures | 10-2 | - |
| Cadeau scores in double figures | 5-0 | - |
| Trimble scores in double figures | 5-0 | 6-0 |
| Washington scores in double figures | 3-0 | 3-1 |
| Withers scores in double figures | 3-0 | - |
| Bacot leads UNC in scoring | 6-1 | 29-13 |
| Davis leads UNC in scoring | 13-4 | 24-12 |
| Ingram leads UNC in scoring | 1-0 | - |
| Bacot w/10 or more rebounds | 8-3 | 58-28 |
| Bacot w/5 or more offensive rebounds | 2-2 | 32-15 |
| Ingram w/10 or more rebounds | 9-1 | - |
| Ingram w/15 or more rebounds | 3-0 | - |
| Withers w/10 or more rebounds | 1-0 | - |
| Bacot has a double-double | 8-2 | 56-22 |
| Davis has a double-double | 1-0 | 4-1 |
| Ingram has a double-double | 7-0 | - |
| Withers has a double-double | 1-0 | - |
| Two Tar Heels have double-doubles | 2-0 | - |
| Three players score 20 points | 1-0 | - |
| Two or more players score 20 points | 3-4 | - |
| Bacot scores 20 or more points | 5-1 | 26-6 |
| Davis scores 20 or more points | 10-5 | 20-7 |
| Ingram scores 20 or more points | 2-2 | - |
| Bacot, Davis and Ingram score 20 points | 1-0 | - |
| Bacot and Davis score 20 points | 2-1 | 9-1 |
| Davis and Ingram score 20 points | 0-2 | - |
| Bacot and Ingram score 20 points | 1-0 | - |
| Davis scores 30 points | 2-0 | 3-0 |
| Davis w/more assists than turnovers | 14-3 | 61-19 |
| Davis w/more turnovers than assists | 3-1 | 14-12 |
| Davis w/five or more assists | 5-1 | 24-5 |
| Cadeau w/more assists than turnovers | 14-4 | - |
| Cadeau w/more turnovers than assists | 3-1 | - |
| Cadeau w/five or more assists | 5-3 | - |
| Davis makes multiple 3FGs | 16-5 | 51-17 |
| Ingram makes multiple 3FGs | 8-4 | - |
| Ryan makes multiple 3FGs | 9-3 | - |
| Trimble makes multiple 3FGs | 1-0 | 1-0 |
| Washington makes multiple 3FGs | 2-0 | 2-0 |
| Davis, Ingram & Ryan make 3FGs | 10-2 | - |
| Davis, Ingram & Ryan make multiple 3FGs | 6-2 | - |

2023-24

| | |
|---------------------------------------|------|
| UNC scores more 2nd chance points | 12-1 |
| Oppt scores more 2nd chance points | 4-4 |
| 2nd chance points equal | 2-0 |
| UNC scores more points off turnovers | 12-1 |
| Oppt scores more points off turnovers | 6-4 |
| Points off turnovers equal | 0-0 |
| UNC scores more fastbreak points | 15-4 |
| Oppt scores more fastbreak points | 2-1 |
| Fastbreak points equal | 1-0 |
| UNC scores more points in the paint | 13-2 |
| Oppt scores more points in the paint | 5-1 |
| Points in the paint equal | 0-2 |
| UNC scores more bench points | 12-1 |
| Oppt scores more bench points | 5-4 |
| Bench points equal | 1-0 |

CAROLINA BASKETBALL HISTORICAL FACTS & FIGURES

ACC Regular-Season Titles (32)

1956, 1957, 1959, 1960, 1961, 1967, 1968, 1969, 1971, 1972, 1976, 1977, 1978, 1979, 1982, 1983, 1984, 1985, 1987, 1988, 1993, 1995, 2001, 2005, 2007, 2008, 2009, 2011, 2012, 2016, 2017, 2019

ACC Tournament Record: 106-51 (.675)

ACC Tournament Titles (18)

1957, 1967, 1968, 1969, 1972, 1975, 1977, 1979, 1981, 1982, 1989, 1991, 1994, 1997, 1998, 2007, 2008, 2016

NCAA Tournament Record: 131-49 (.728)

NCAA Tournament Appearances (52)

1941, 1946, 1957, 1959, 1967, 1968, 1969, 1972, 1975, 1976, 1977, 1978, 1979, 1980, 1981, 1982, 1983, 1984, 1985, 1986, 1987, 1988, 1989, 1990, 1991, 1992, 1993, 1994, 1995, 1996, 1997, 1998, 1999, 2000, 2001, 2004, 2005, 2006, 2007, 2008, 2009, 2011, 2012, 2013, 2014, 2015, 2016, 2017, 2018, 2019, 2021, 2022

NCAA Championships (6)

1957, 1982, 1993, 2005, 2009, 2017

NCAA Championship Game Appearances (12)

1946, 1957, 1968, 1977, 1981, 1982, 1993, 2005, 2009, 2016, 2017, 2022

NCAA Final Fours (21)

1946, 1957, 1967, 1968, 1969, 1972, 1977, 1981, 1982, 1991, 1993, 1995, 1997, 1998, 2000, 2005, 2008, 2009, 2016, 2017, 2022

NCAA Regional Final or Elite Eights (29)

1941, 1946, 1957, 1967, 1968, 1969, 1972, 1977, 1981, 1982, 1983, 1985, 1987, 1988, 1991, 1993, 1995, 1997, 1998, 2000, 2005, 2007, 2008, 2009, 2011, 2012, 2016, 2017, 2022

NCAA Regional Semifinals or Sweet 16s (37)

1941, 1946, 1957, 1967, 1968, 1969, 1972, 1975, 1977, 1981, 1982, 1983, 1984, 1985, 1986, 1987, 1988, 1989, 1990, 1991, 1992, 1993, 1995, 1997, 1998, 2000, 2005, 2007, 2008, 2009, 2011, 2012, 2015, 2016, 2017, 2019, 2022

Helms Foundation National Champions: 1924

NIT Champions: 1971

National Players of the Year (11 players, 13 seasons)

Jack Cobb 1924, George Glamack 1940-41, Lennie Rosenbluth 1957, Phil Ford 1978, James Worthy 1982, Michael Jordan 1983-84, Kenny Smith 1987, Jerry Stackhouse 1995, Antawn Jamison 1998, Sean May 2005, Tyler Hansbrough 2009

Naismith Hall of Fame (12)

Ben Carnevale 1970, Frank McGuire 1977, Dean Smith 1983, Billy Cunningham 1986, Bob McAdoo 2000, Larry Brown 2002, James Worthy 2003, Roy Williams 2007, Michael Jordan 2009, Charlie Scott 2018, Bobby Jones 2019, George Karl 2022

First-Team All-Americans 39 players, 63 times

Most Recent: Justin Jackson, 2017

Consensus First-Team All-Americans (18 players, 27 times)

Cartwright Carmichael 1923-24, Jack Cobb 1924-25-26, George Glamack 1940-41, Lennie Rosenbluth 1957, Larry Miller 1968, Robert McAdoo 1972, Phil Ford 1977-78, James Worthy 1982, Sam Perkins 1983-84, Michael Jordan 1983-84, Kenny Smith 1987, J.R. Reid 1988, Jerry Stackhouse 1995, Antawn Jamison 1998, Joseph Forte 2001, Tyler Hansbrough 2007-08-09, Brice Johnson 2016, Justin Jackson 2017

Final Four MVPs (5)

James Worthy 1982, Donald Williams 1993, Sean May 2005, Wayne Ellington 2009, Joel Berry II 2017

National Coaches of the Year (13 times)

Frank McGuire 1957, Dean Smith 1977-79-82-83, Bill Guthridge 1998, Matt Doherty 2001, Roy Williams 2005-06-09-17-19, Hubert Davis 2022

First-Team All-ACC (52 players, 80 times)

Most Recent: Armando Bacot 2022 and 2023

ACC Players of the Year (15 times)

Lennie Rosenbluth 1957, Pete Brennan 1958, Lee Shaffer 1960, Billy Cunningham 1965, Larry Miller 1967-68, Mitch Kupchak 1976, Phil Ford 1978, Michael Jordan 1984, Antawn Jamison 1998, Joseph Forte co-winner 2001, Tyler Hansbrough 2008, Ty Lawson 2009, Tyler Zeller 2012, Justin Jackson 2017

ACC Rookies of the Year (9)

Sam Perkins 1981, Michael Jordan 1982, J.R. Reid 1987, Ed Cota 1997, Joseph Forte 2000, Marvin Williams 2005, Tyler Hansbrough 2006, Brandan Wright 2007, Harrison Barnes 2011

ACC Tournament MVPs (19 times)

Lennie Rosenbluth 1957, Larry Miller 1967-68, Charles Scott 1969, Lee Dedmon 1971, Robert McAdoo 1972, Phil Ford 1975, John Kuester 1977, Dudley Bradley 1979, Sam Perkins 1981, James Worthy 1982, J.R. Reid 1989, Rick Fox 1991, Jerry Stackhouse 1994, Shammond Williams 1997, Antawn Jamison 1998, Brandan Wright 2007, Tyler Hansbrough 2008, Joel Berry II 2016

MOST POINTS — UNC, CAREER (top 70 listed)

| Rank | Pts | Player |
|------|-------|--|
| 1. | 2,872 | Tyler Hansbrough, 2005-09 (ACC record) |
| 2. | 2,290 | Phil Ford, 1974-78 |
| 3. | 2,145 | Sam Perkins, 1980-84 |
| 4. | 2,139 | Armando Bacot, 2019- |
| 5. | 2,047 | Lennie Rosenbluth, 1954-57 |
| 6. | 2,015 | Al Wood, 1977-81 |
| 7. | 2,007 | Charlie Scott, 1967-70 |
| 8. | 1,982 | Larry Miller, 1965-68 |
| 9. | 1,974 | Antawn Jamison, 1995-98 |
| 10. | 1,912 | Brad Daugherty, 1982-86 |
| 11. | 1,863 | Walter Davis, 1973-77 |
| 12. | 1,844 | Marcus Paige, 2012-16 |
| 13. | 1,836 | Bobby Lewis, 1964-67 |
| 14. | 1,813 | Joel Berry II, 2014-18 |
| 15. | 1,794 | RJ Davis, 2020- |
| 16. | 1,788 | Michael Jordan, 1981-84 |
| 17. | 1,765 | Mike O'Koren, 1976-80 |
| 18. | 1,747 | George Lynch, 1989-93 |
| 19. | 1,721 | Rashad McCants, 2002-05 |
| 20. | 1,716 | Brice Johnson, 2012-16 |
| 21. | 1,709 | Billy Cunningham, 1962-65 |
| 22. | 1,703 | Rick Fox, 1987-91 |
| 23. | 1,694 | Wayne Ellington, 2006-09 |
| 24. | 1,636 | Kenny Smith, 1983-87 |
| 25. | 1,627 | Eric Montross, 1990-94 |
| 26. | 1,626 | Justin Jackson, 2014-17 |
| | 1,626 | Jawad Williams, 2001-05 |
| 28. | 1,615 | Hubert Davis, 1988-92 |
| 29. | 1,611 | Mitch Kupchak, 1972-76 |
| 30. | 1,567 | Jeff Lebo, 1985-89 |
| 31. | 1,552 | J.R. Reid, 1986-89 |
| 32. | 1,508 | Scott Williams, 1986-90 |
| 33. | 1,501 | Tyler Zeller, 2008-12 |
| 34. | 1,492 | Donald Williams, 1991-95 |
| 35. | 1,482 | Kennedy Meeks, 2013-17 |
| 36. | 1,476 | Caleb Love, 2020-23 |
| 37. | 1,469 | Dennis Wuycik, 1969-72 |
| 38. | 1,447 | Jason Capel, 1998-2002 |
| 39. | 1,444 | Shammond Williams, 1994-98 |
| 40. | 1,414 | Deon Thompson, 2006-10 |
| 41. | 1,411 | Brendan Haywood, 1998-01 |
| 42. | 1,392 | Luke Maye, 2015-19 |
| | 1,392 | Kris Lang, 1998-02 |
| 44. | 1,375 | Ty Lawson, 2006-09 |
| 45. | 1,368 | Danny Green, 2005-09 |
| 46. | 1,339 | Rusty Clark, 1966-69 |
| 47. | 1,334 | Pete Brennan, 1955-58 |
| 48. | 1,316 | Al Lifson, 1952-55 |
| 49. | 1,296 | Kevin Madden, 1985-90 |
| 50. | 1,293 | George Karl, 1970-73 |
| 51. | 1,290 | Joseph Forte, 1999-01 |
| 52. | 1,287 | York Larese, 1958-61 |
| 53. | 1,276 | Garrison Brooks, 2017-21 |
| 54. | 1,267 | Vince Carter, 1995-98 |
| 55. | 1,264 | Bobby Jones, 1971-74 |
| 56. | 1,262 | Ed Cota, 1996-2000 |
| 57. | 1,260 | Raymond Felton, 2002-05 |
| 58. | 1,254 | Ademola Okulaja, 1995-99 |
| 59. | 1,232 | James M McAdoo, 2011-14 |
| 60. | 1,231 | Joe Wolf, 1983-87 |
| 61. | 1,228 | Harrison Barnes, 2010-12 |
| 62. | 1,219 | James Worthy, 1979-82 |
| 63. | 1,213 | Sean May, 2002-05 |
| 64. | 1,191 | George Glamack, 1938-41 |
| 65. | 1,187 | Jerry Vayda, 1952-56 |
| 66. | 1,165 | Matt Doherty, 1980-84 |
| 67. | 1,150 | Pete Chilcutt, 1987-91 |
| 68. | 1,128 | Jeff McInnis, 1993-96 |
| 69. | 1,124 | John Henson, 2009-12 |
| 70. | 1,113 | Brian Reese, 1990-94 |



CAROLINA-MIAMI ALL-TIME RESULTS



UNC LEADS, 26-10

| Date | W-L | NC | UM | Site | Rank | Coach |
|----------|--------|-----|----|---|-------|-------|
| 1-13-50 | W | 55 | 53 | away, Coral Gables Coliseum | — | TS |
| 1-14-50 | W | 65 | 51 | away, Coral Gables Coliseum | — | TS |
| 12-6-86 | W | 122 | 77 | home, Smith Center | 1/- | DES |
| 2-5-90 | W | 87 | 74 | home, Smith Center | 25/- | DES |
| 12-18-99 | W | 78 | 68 | Sunrise, Fla., Nat'l Car Rental Ctr, Orange Bowl Classic | 7/- | BG |
| 12-4-00 | W | 67 | 45 | home, Smith Center | 14/- | MD |
| 1-4-03 | L (ot) | 61 | 64 | away, Convocation Center | — | MD |
| 1-7-04 | W | 89 | 64 | home, Smith Center | 12/- | RW |
| 1-22-05 | W | 87 | 67 | home, Smith Center | 6/- | RW |
| 1-14-06 | L | 70 | 81 | home, Smith Center | 20/- | RW |
| 2-12-06 | W | 80 | 70 | away, BankUnited Center | 23/- | RW |
| 1-31-07 | W | 105 | 64 | home, Smith Center | 3/- | RW |
| 1-23-08 | W | 98 | 82 | away, BankUnited Center | 5/- | RW |
| 1-17-09 | W | 82 | 65 | home, Smith Center | 5/- | RW |
| 2-15-09 | W | 69 | 65 | away, BankUnited Center | 3/- | RW |
| 3-2-10 | W | 69 | 62 | home, Smith Center | — | RW |
| 1-26-11 | W | 74 | 71 | away, BankUnited Center | — | RW |
| 3-11-11 | W | 61 | 59 | Greensboro Coliseum, ACC | 6/- | RW |
| 1-10-12 | W | 73 | 56 | home, Smith Center | 3/- | RW |
| 2-15-12 | W | 73 | 64 | away, BankUnited Center | 8/- | RW |
| 1-10-13 | L | 59 | 68 | home, Smith Center | — | RW |
| 2-9-13 | L | 61 | 87 | away, BankUnited Center | -/8 | RW |
| 3-17-13 | L | 77 | 87 | Greensboro Coliseum, ACC | -/9 | RW |
| 1-8-14 | L | 57 | 63 | home, Smith Center | — | RW |
| 2-28-15 | W | 73 | 64 | away, BankUnited Center | 15/- | RW |
| 2-20-16 | W | 96 | 71 | home, Smith Center | 5/11 | RW |
| 1-28-17 | L | 62 | 77 | away, Watsco Center | 9/- | RW |
| 3-9-17 | W | 78 | 53 | Barclays Center, Brooklyn, ACC | 6/- | RW |
| 2-27-18 | L | 88 | 91 | home, Smith Center | 9/- | RW |
| 3-8-18 | W | 82 | 65 | Barclays Center, Brooklyn, ACC | 12/24 | RW |
| 1-19-19 | W | 85 | 76 | away, Watsco Center | 13/- | RW |
| 2-9-19 | W (ot) | 88 | 85 | home, Smith Center | 8/- | RW |
| 1-25-20 | W | 94 | 71 | home, Smith Center | — | RW |
| 1-5-21 | W | 67 | 65 | away, Watsco Center | — | RW |
| 1-18-22 | L | 57 | 85 | away, Watsco Center | — | HD |
| 2-13-23 | L | 72 | 80 | home, Smith Center | -/15 | HD |

UNC at home (all at Smith Center)— 12-5

UNC on the road— 10-4

UNC at Watsco Center/BankUnited/Convocation Center— 8-4

UNC at neutral sites— 4-1

Roy Williams vs. Miami— 20-7

Hubert Davis vs. Miami— 0-2

UNC in Overtime— 1-1

UNC Largest Win— 55 (122-77, 1986-87)

UNC Largest Loss— 28 (57-85, 2021-22)

UNC Most Points— 122 (1986-87)



GAME 24 NOTEBOOK



- The Tar Heels are 5-2 against AP-ranked opponents this season with wins over No. 20 Arkansas, No. 10 Tennessee, No. 7 Oklahoma, No. 16 Clemson and No. 7 Duke (rankings when UNC played those teams).
- ESPN ranks UNC's strength of record No. 10 in the country.
- Carolina's schedule is ranked 14th in the country by ESPN and 16th by KenPom.
- Among the 30 teams in the country with 18 or more wins (through February 8), only four have a strength of schedule in the top 20 in the nation – Purdue (1), UNC (14), Kansas (15) and Arizona (18).
- The Tar Heels are No. 8 in the country in defensive efficiency (93.2 points allowed per 100 possessions) and No. 23 in offensive efficiency (117.9 points scored per 100 possessions).
- Overall, KenPom ranks UNC No. 8 in the country.
- From January 6-22 Carolina won seven straight ACC games by double digits, most since winning 10 straight in 1992-93.
- Carolina's defense has held ACC opponents to 38.8% from the floor and 27.8% from three-point range.
- Carolina is 30th nationally and second in the ACC (behind Virginia) in FG defense and 25th nationally and first in the ACC in three-point percentage defense.
- The Tar Heels have held ACC opponents below 70 points in 21 of the last 30 games.
- Carolina has out-rebounded its opponents in 12 straight games and is plus 131 on the boards in those games, 10 of which were victories.
- Carolina's 75-68 win at Florida State on January 27 was UNC's 750th regular-season ACC win, becoming the first program to win 750.
- Carolina has six players who have started 50 or more college games (154 by Bacot, 108 by Ryan, 104 by Davis, 85 by Ingram, 67 by Withers and 58 by Wojcik).
- Should the Tar Heels start the same lineup it has started the last 15 games (Elliott Cadeau, Ryan, Davis, Ingram and Bacot) that group would have a combined 474 career starts.
- The Miami game is Bacot's 156th as a Tar Heel, breaking the UNC record for games played (Leaky Black 2018-23). It will be his 155th start, also a UNC record.

UNC-MIAMI

- The Tar Heels are 26-10 against the Hurricanes, including 19-9 since Miami joined the ACC in the 2004-05 season.
- Carolina is 10-4 at Miami, including 8-4 in the Watsco Center.
- Miami has won the last two games, by 28 points the previous game in Coral Gables on 1/18/2022, and by eight last season in Chapel Hill.
- The 85-57 Miami win two seasons ago was the Hurricanes' largest margin of victory over the Tar Heels.
- Last season, the Tar Heels shot 51.7% from the floor in the first half (and trailed by one at the half) and 37.8% in the second when the Canes outscored them, 45-38.
- Carolina made one of its first 16 three-pointers and finished 5 of 31. The Tar Heels were 24 for



ARMANDO BACOT has 25 career games with at least 20 points and 10 rebounds, including Duke (25/10) and Clemson (24/13). He is tied with Lew Alcindor, Mel Counts and Jerry Lucas for 10th in NCAA history with 78 double-doubles.

- 35 from two-point range (.686).
- RJ Davis led UNC with 23 points.
 - Armando Bacot has averaged 13.3 points and 7.5 rebounds in four games against Miami. He has two double-doubles, including 19 points, 12 rebounds and a career-high seven assists as a freshman.
 - Jae'Lyn Withers averaged 14.5 points and 7.0 rebounds in four games vs. the Canes while at Louisville. He had 18 points and 11 rebounds in Coral Gables in 2021 and was 4 for 6 from three and finished with 18 points at Miami last season.

WINS/LOSSES

- Carolina is averaging 84.2 points in its 18 wins and 77.8 in the five losses (73 or more in all five losses).
- The Tar Heels allow only 67.1 points in the wins, while the opponents are scoring 82.2 per game in the five losses. UNC has given up 80 or more points in four of the five losses.
- Carolina is shooting 46.0% from the floor in the wins and 41.3% in the losses.
- The opponents are making 6.4 threes per game and shooting only 28.9% from three in UNC's wins. In the losses, the opponents are averaging 8.6 threes per game at 33.9%.
- The Tar Heels are shooting 77.1% from the free throw line in the wins and 68.4% in the losses.
- The Tar Heels make 7.7 more free throws per game in their wins, while the opponents have made 2.4 more per game in the losses.
- UNC has a positive rebound margin of 9.2 per game in the wins and a negative margin of 1.4 per game in its five losses.
- Carolina has shot a higher three-point per-

RECORDS VS. 2023-24 OPPONENTS

| | |
|---------------------|--------------|
| Arkansas | 8-3 |
| Boston College | 23-6 |
| UC Riverside | 1-0 |
| Charleston Southern | 1-0 |
| Clemson | 136-24 |
| Connecticut | 5-2 |
| Duke | 144-117 |
| Florida State | 55-16 |
| Georgia Tech | 72-28 |
| Kentucky | 25-18 |
| Lehigh | 2-0 |
| Louisville | 20-7 |
| Miami | 26-10 |
| NC State | 165-80 |
| Northern Iowa | 3-1 |
| Notre Dame | 29-9 |
| Oklahoma | 4-0 |
| Pittsburgh | 16-8 |
| Radford | 3-0 |
| Syracuse | 17-6 |
| Tennessee | 11-2 |
| Villanova | 11-6 |
| Virginia | 134-62 |
| Virginia Tech | 72-17 |
| Wake Forest | 165-69 |

ALL-TIME RECORDS/RANKINGS

- Seasons:** 114
All-Time: 2361-857 (.734)
ACC Regular-Season: 751-312 (.706)
All-Time Home: 1,047-198 (.841)
Dean E. Smith Center: 473-87 (.845)
Smith Center ACC: 245-69 (.780)
Smith Center Non-Conference: 228-18 (.927)

| | National Rank | Total |
|------------------------------------|---------------|-------|
| Wins | 3rd | 2,361 |
| Winning Percentage | 2nd | .734 |
| NCAA Tournament Titles | 3rd | 6 |
| Final Fours | 1st | 21 |
| NCAA Tournaments | 2nd | 52 |
| NCAA Tournament Games | 2nd | 180 |
| NCAA Tournament Wins | 2nd | 131 |
| NCAA Tournament Win Pct. | 2nd | .728 |
| ACC Regular-Season Titles | 1st | 32 |
| ACC Regular-Season Wins | 1st | 751 |
| ACC Tournament Titles | 2nd | 18 |
| ACC Tournament Finals | 1st | 35 |
| ACC Tournament Wins | 2nd | 106 |
| NBA First-Round Draft Picks | 3rd | 54 |
| NBA Draft Picks | 3rd | 118 |
| 1,000-Point Scorers | 1st | 81 |
| Olympic Gold Medalists | 1st | 10 |

centage in 10 of its last 14 games. It won all 10 games in which the Tar Heel shot a higher percentage from three and lost three of the four games (Kentucky, Georgia Tech and Clemson) in which the opponents shot a better percentage from three. The only game in the last 14 the Tar Heels won when an opponent shot better from three was the win at Florida State.

- RJ Davis, Armando Bacot, Harrison Ingram and Cormac Ryan have combined to score 67.5% of Carolina's points in the 18 wins and 80.5% in the losses.
- The opponents have scored more second-chance points in four of the five losses (UNC is 12-1 when it has more), more points off turnovers in four of the five losses (UNC is 12-1 when it has more) and more bench points in four of the five losses (UNC is 12-1 when it has more).

MILESTONE WATCH

- Armando Bacot has scored 2,139 points, fourth most all-time by a Tar Heel ... he needs seven to pass Sam Perkins (2,145) for third.
- Bacot has 1,566 rebounds, most ever by a Tar Heel and fourth most in ACC history ... he passed Virginia's Ralph Sampson, a three-time National Player of the Year, for fourth in the win over Louisville ... he needs five to pass Wake Forest's Tim Duncan (1,570) for third.
- Bacot is 18th in rebounds in NCAA history ... needs two to pass NC State's Ronnie Shavlik for 17th (1,567) and five to pass Duncan for 16th.
- Bacot is tied with Lew Alcindor, Mel Counts and Jerry Lucas for 10th in NCAA history with 78 double-doubles ... Oscar Robertson and Michael Brooks are tied for eight with 79.
- Bacot is fifth in UNC history in field goals with 796 ... needs 10 to pass Charlie Scott (805) for fourth.
- Bacot has blocked 199 shots ... needs one for 200 ... he made his 100th steal in the win at Florida State ... he would become the only Tar Heel with 2,000 points, 1,500 rebounds, 200 blocks and 100 steals.
- RJ Davis passed Michael Jordan in the Clemson game for 15th in UNC history with 1,794 points ... needs 20 to pass Joel Berry II (1,813) for 14th.
- Davis has made 231 three-pointers, the fourth most all-time by a Tar Heel ... needs three to pass Shammond Williams (233) for third.
- Davis has 384 assists, 20th most in UNC history ... needs nine to pass George Karl (392) for 19th.
- Paxson Wojcik scored a season-high seven points against Clemson to surpass 800 career points (801).

LEADING WITH DEFENSE

- Dating back to last season, the Tar Heels have held ACC teams (regular season and ACC Tournament games) under 70 points 21 times in the last 30 games.
- Carolina is holding its opponents to 40.3% shooting from the floor, lowest by the opponents since 2014-15 (39.8%).
- Carolina is holding its opponents to 30.1% shooting from three-point range, best in the ACC. That is the second-lowest ever by the opponents in a season (30.0% in 2014-15).
- ACC opponents are shooting 27.8% from three-point range. Opponents have shot under 30% in seven of the 12 conference games (UNC 7-0) and better than 40% four times (UNC 3-1

with wins over Florida State twice and Louisville and a loss to Georgia Tech).

- In six of the seven games when the opponents shot under 30%, Carolina held those teams below 25% from three-point range – 5.6% by Clemson, 10.0% by NC State, 15.0% by Wake Forest, 17.2% by Pittsburgh, 17.6% by Boston College and 21.1% by Syracuse.
- The Tar Heels are 13-1 this season (loss to Villanova) when they make more three-pointers, including the win over Duke, when UNC made nine and the Blue Devils connected on five 3FGs.
- Carolina has held the opponents below 40% from the floor in 26 of 46 halves and 11 of 23 games this season. That includes eight of the last 12 games.
- Carolina has held ACC opponents under 30% shooting in a half five times.
- Carolina is allowing only 62.3 points in six ACC road games and has won five of the six.
- The 67-54 win at NC State was Carolina's third straight game holding the opponents under 60 points, the first time it did that in three straight road wins since 1998-99 (72-54 win at Florida State, 59-56 win at NC State and 52-40 win at Wake Forest).
- Carolina's last seven opponents have combined to score 25 fastbreak points. That includes 12 by Duke.
- UNC has held six teams without a fastbreak point (UNI, Villanova, Charleston Southern, at Clemson, Louisville and BC). Six other teams (Radford, Lehigh, UC Riverside, Wake Forest, Georgia Tech and Clemson in Chapel Hill) scored three or fewer fastbreak points.

AP POLL NOTES

- Carolina is ranked No. 3 in week 14 in the Associated Press poll (released February 5).
- This week marked the first time UNC lost a game during the previous week but remained at the same spot in the AP poll since February 2019. That season, UNC was No. 8, lost to No. 4 Virginia but beat Wake Forest to remain eighth in the next week's poll.
- This the 36th different season Carolina has earned a top-three ranking at some point in the season.
- It is the 950th time the Tar Heels are ranked in the AP poll, the second most in college basketball history.
- It is the ninth time this season and 698th time (third most all-time) the AP ranked the Tar Heels in the top 10.
- It is the 87th time the Tar Heels are ranked third, one of 440 times UNC has earned a top-five ranking.
- Carolina has already played the No. 1 (UConn), 6 (Tennessee), 9 (Duke) and 17 (Kentucky) teams in this week's AP poll.
- From November 24-December 20, 2023, UNC played five consecutive non-conference games against ranked opponents for the first time in UNC history. The Tar Heels played Arkansas (20th), Tennessee (10th), UConn (5th), Kentucky (14th) and Oklahoma (7th).

INGRAM JOINS ACC AWARD WINNERS

- Harrison Ingram was named co-ACC Player of the Week on February 5 following the Georgia Tech and Duke games.
- Ingram had eight points, a game-high 13 rebounds and three assists in the loss in Atlanta, and scored 21 points with 13 rebounds, five three-pointers and four steals in the win over the



HARRISON INGRAM was named ACC Co-Player of the Week for his play against Georgia Tech and Duke. He is the third Tar Heel (with RJ Davis and Armando Bacot) to win the award this season.

Blue Devils.

- Ingram is the third Tar Heel to win ACC Player-of-the-Week honors this season, joining three-time winner RJ Davis and two-time recipient Armando Bacot.
- This is the first time three Tar Heels won the award in the same season since 2018-19 (Luke Maye, Cameron Johnson and Coby White).

THREE PLAYER-OF-THE-WEEK AWARDS FOR RJ

- RJ Davis scored a career-high 36 points vs. Wake Forest and added 24 at Florida State. Those performances earned Davis his third National Player-of-the-Week award and third ACC Player-of-the-Week honor this season.
- Davis is the first Tar Heel guard to win multiple ACC Player-of-the-Week honors since Joel Berry II was a four-time winner in 2016-17.
- ESPN's Jay Bilas said on the UNC-Duke broadcast, "There's no player, no guard in the country, that has been better than RJ Davis."

MORE ACCOLADES FOR ARMANDO

- Armando Bacot, the most prolific rebounder in Carolina Basketball history, has won ACC Player-of-the-Week and National Player-of-the-Week honors twice this season.
- Bacot has won the ACC Player of the Week award eight times in his career, third most by a Tar Heel.
- Florida State's Leonard Hamilton said: "We had to fight so hard to defend Bacot that now you opened up opportunities for (Harrison) Ingram to get 15 rebounds and those other guys to drive the basket because we're giving him so much attention, but that's what great teams do."



RJ DAVIS is seventh in career scoring by a Tar Heel guard and 15th overall with 1,794 points. He needs six points for 1,800.

ACC PLAYER OF THE WEEK – ALL-TIME, UNC

| | |
|----------|-----------------------------|
| 12 | Antawn Jamison, 1995-98 |
| 10 | Tyler Hansbrough, 2005-09 |
| 8 | Armando Bacot, 2019- |
| 6 | Phil Ford, 1974-78 |
| 5 | Luke Maye, 2015-19 |
| 5 | Joel Berry II, 2014-18 |
| 5 | Marcus Paige, 2012-16 |
| 5 | Michael Jordan, 1981-84 |
| 5 | Mike O’Koren, 1976-80 |

RJ DAVIS SCORING LEADS THE ACC

- Senior guard RJ Davis, who CBS’ Jon Rothstein called the best guard in the country and Wake Forest head coach Steve Forbes said was the best player in the conference, has scored 20 or more points 15 times and leads the ACC in scoring at 21.3 points per game.
- ESPN’s Jay Williams called Davis “the most dynamic guard in college basketball.”
- Davis has made 70 three-pointers, an average of 3.0 per game, second most in the ACC to Pittsburgh’s Blake Hinson (3.4 per game). The Tar Heel record is 2.7 per game by Shammond Williams in 1996-97 (95 in 35 games).

MOST THREE-POINTERS PER GAME — SEASON

| | |
|-------------|---|
| 3.04 | RJ Davis, 2023-24 (70 in 23 games) |
| 2.71 | Shammond Williams, 1996-97 (95 in 35 games) |
| 2.67 | Cameron Johnson, 2018-19 (96 in 36 games) |
| 2.63 | Justin Jackson, 2016-17 (105 in 40 games) |
| 2.62 | P.J. Hairston, 2012-13 (89 in 34 games) |
| 2.60 | Rashad McCants, 2003-04 (78 in 30 games) |
| 2.58 | Joel Berry II, 2017-18 (93 in 36 games) |
| 2.58 | Hubert Davis, 1991-92 (85 in 33 games) |
| 2.56 | Donald Williams, 1994-95 (87 in 34 games) |
| 2.56 | Kenny Smith, 1986-87 (87 in 34 games) |

- The last Tar Heel to lead the ACC in scoring was Tyler Hansbrough in 2007-08.
- Davis is on pace for the highest scoring average by a Tar Heel since Hansbrough averaged 22.6 in 2007-08. Davis’ 21.3 points per game are on pace to be the highest average by a guard since Hubert Davis averaged 22.4 in 1991-92.
- Davis has led UNC in scoring 17 times this season. He led in eight straight games from

Villanova through Charleston Southern and eight in a row from Clemson through Georgia Tech.

- He became the first Tar Heel to lead in scoring eight straight games since Hansbrough, who led 13 games in a row in 2007-08.
- Davis scored 20 or more 15 times this season, including eight straight games from Villanova through Charleston Southern, the first to accomplish that since Hansbrough had a streak of nine consecutive games in 2008-09.
- Davis’ 15 20-point games are already the most in a season by a Tar Heel since Justin Jackson had 19 in 40 games during Carolina’s national championship winning season in 2016-17.
- Davis is the only current Tar Heel to score 30 points in a game, and he has done so three times – a career-high 36 vs. Wake Forest, 30 vs. Baylor in the 2022 NCAA second round and 30 earlier this season against Arkansas.
- Davis scored at least 26 points in five straight games (Arkansas through Kentucky), becoming the first Tar Heel to do that since Charlie Scott in 1969-70.
- Davis has a career scoring average of 14.5, the 11th-highest in history by a Tar Heel guard.

CAREER SCORING AVERAGE – UNC GUARDS

| Player | Years | PPG |
|-----------------|--------------|-------------|
| Charlie Scott | 1967-70 | 22.1 |
| Bobby Lewis | 1964-67 | 22.1 |
| Joseph Forte | 1999-2001 | 18.7 |
| Phil Ford | 1974-78 | 18.6 |
| York Larese | 1958-61 | 17.9 |
| Michael Jordan | 1981-84 | 17.7 |
| Coby White | 2018-19 | 16.1 |
| Wayne Ellington | 2006-09 | 14.7 |
| Caleb Love | 2020-23 | 14.6 |
| Al Lifson | 1951-55 | 14.6 |
| RJ Davis | 2020- | 14.5 |

- Davis is shooting 41.2% from three and 90.0% from the line this season. Shammond Williams is the only Tar Heel ever to shoot 40% from three and 90% from the free throw line in a season (in 1996-97).
- Davis has made two or more three-pointers in 20 consecutive games, the longest streak in UNC history.

CONSECUTIVE GAMES W/MULTIPLE 3FGS — UNC

| Name | Games |
|----------------------------------|-----------|
| RJ Davis, current | 20 |
| Justin Jackson, 2016-17 | 15 |
| Marcus Paige, 2014-15/2016-17 | 13 |
| Marcus Paige 2014-15 | 13 |
| Shammond Williams, 1996-97 | 13 |
| Donald Williams, 1992-93/1993-94 | 13 |

- Davis began his fourth season as UNC’s 48th-leading scorer and has moved up 33 spots to 15th with 1,794 points. He has passed Danny Green, Ty Lawson, Kris Lang, Luke Maye, Brendan Haywood, Deon Thompson, Jason Capel, Shammond Williams, Dennis Wuycik, Caleb Love, Kennedy Meeks, Tyler Zeller, Scott Williams, J.R. Reid, Jeff Lebo, Mitch Kupchak, Hubert Davis, Jawad Williams, Justin Jackson, Eric Montross, Kenny Smith, Wayne Ellington, Rick Fox, Billy Cunningham, Brice Johnson, Rashad McCants, George Lynch, Mike O’Koren and Michael Jordan.
- Joel Berry II is 14th with 1,813.
- Davis is the sixth-highest scoring Tar Heel guard all-time behind Phil Ford, Charlie Scott (who also played small forward), Marcus Paige, Bobby Lewis and Berry.
- Davis had 20 points, 10 assists, five steals and no turnovers in the win over Charleston

Southern, becoming the first Tar Heel ever with 20/10/5/0 in a game.

- He was the first Tar Heel with a double-double in points and assists since Theo Pinson in 2018 and the first with 20 points/10 assists since Kendall Marshall at Duke in 2012.

THIRTY-SIX

- RJ Davis scored a career-high 36 points against Wake Forest on January 22. He made and attempted career highs in field goals (14 for 23), made four three-pointers for the fourth time in five games and didn’t commit a turnover in 37 minutes.
- Davis’ 36 points were also:
 - the most by a Tar Heel since Brice Johnson had 39 at Florida State on 1/4/2016;
 - the third-most ever by a Tar Heel against Wake Forest. Bobby Lewis scored 37 in 1966 and Charlie Scott scored 43 in 1970;
 - the most by an ACC player since Miami’s Isaiah Wong scored 26 vs. Cornell on 12/7/2022;
 - the most in an ACC game since Syracuse’s Cole Swider had 36 in the Smith Center vs. UNC on 2/28/2022;
 - the most by a Tar Heel in the Smith Center since Tyler Hansbrough scored 39 against Clemson on 2/10/2008.
 - and the most by a Tar Heel guard since Wayne Ellington scored 36 vs. Clemson on 1/6/2008.
- Davis is the first Tar Heel to have at least three career 30-point games since Luke Maye had five and Coby White had three at the conclusion of the 2018-19 season.
- The 14 field goals were the most by a Tar Heel guard since Joseph Forte made 15 against Florida State on 2/22/2001.

HIGH-SCORING TAR HEEL

- RJ Davis is averaging 21.3 points per game. The last 10 seasons in which a Tar Heel averaged 20 or more points include:

| Year | Player | PPG |
|---------|------------------|------|
| 2008-09 | Tyler Hansbrough | 20.7 |
| 2007-08 | Tyler Hansbrough | 22.6 |
| 2003-04 | Rashad McCants | 20.0 |
| 2000-01 | Joseph Forte | 20.9 |
| 1997-98 | Antawn Jamison | 22.2 |
| 1991-92 | Hubert Davis | 21.4 |
| 1985-86 | Brad Daugherty | 20.2 |
| 1982-83 | Michael Jordan | 20.0 |
| 1977-78 | Phil Ford | 20.8 |
| 1969-70 | Charlie Scott | 27.1 |

- Davis began the season with the 19th-highest career percentage in ACC history and has climbed to ninth at 86.2%.

HIGHEST FT PERCENTAGE — UNC, CAREER

| Name (Years Played) | Made | Att. | Pct. |
|-----------------------------|------------|------------|-------------|
| RJ Davis (2020-) | 361 | 419 | .862 |
| Shammond Williams (1994-98) | 291 | 343 | .848 |
| Marvin Williams (2004-05) | 138 | 163 | .847 |
| Danny Green (2005-09) | 202 | 239 | .845 |
| Marcus Paige (2012-16) | 347 | 411 | .844 |

HIGHEST FT PERCENTAGE — ACC, CAREER

| Name (Years Played) | Made | Att. | Pct. |
|-----------------------------------|------------|------------|-------------|
| J.J. Redick, Duke, 2003-06 | 662 | 726 | .912 |
| Jack McClintone, Miami, 2007-09 | 332 | 369 | .900 |
| Scott Wood, NC State, 2010-13 | 233 | 263 | .886 |
| Malcolm Brogdon, UVA, 2013-16 | 422 | 482 | .876 |
| J. Girard III, Syr/Clemson, 2020- | 356 | 407 | .875 |
| Charlie Davis, WF, 1969-71 | 578 | 662 | .873 |
| Roger Mason, UVA, 2000-02 | 318 | 366 | .869 |
| Luke Kennard, Duke, 2015-17 | 248 | 286 | .867 |
| Trajan Langdon, Duke, 1995-99 | 386 | 448 | .862 |
| RJ Davis (2020-) | 361 | 419 | .862 |

• Davis made 41 straight free throws from the Villanova game on November 23 to the Kentucky game. That tied Jeff Lebo's school record for consecutive makes. Davis also had a streak of 39, which he set over the last five games in the 2022 NCAA Tournament to the first four games last season. That is now tied for the fourth-longest streak by a Tar Heel.

CONSECUTIVE FREE THROWS MADE — UNC

| | |
|----|--------------------------------------|
| 41 | RJ Davis (11/23/23-12/16/23) |
| 41 | Jeff Lebo (1/3/89-3/12/89) |
| 40 | Caleb Love (2/16/22-3/11/22) |
| 39 | RJ Davis (3/19/22-11/20/22) |
| 39 | Bobby Lewis (2/12/66-2/22/66) |
| 34 | Shammond Williams (12/16/97-1/24/98) |

BACOT EXTENDS REBOUNDING RECORDS

- Fifth-year grad student Armando Bacot is Carolina's all-time leader in rebounds (1,566), offensive rebounds (542), double-doubles (78) and games with 10 or more rebounds (86).
- Bacot has averaged 24.5 points and 11.5 rebounds in the last two games (25/10 vs. Duke and 24/13 vs. Clemson). Those were his 24th and 25th career games with at least 20 points and 10 rebounds. The Tar Heels are 4-1 this season and 20-5 in the last five seasons when Bacot has 20 and 10.
- Bacot has passed Joel Berry II, Bobby Lewis, Marcus Paige, Walter Davis, Brad Daugherty, Antawn Jamison, Larry Miller, Charlie Scott, Al Wood and Lennie Rosenbluth this season for fourth in UNC career scoring with 2,115 points. Bacot needs seven points to pass Sam Perkins (2,145) for third.
- Bacot has 10 double-doubles this season and 78 in his career. He is third in ACC history behind only Tim Duncan and Ralph Sampson.
- Bacot passed Sampson in the Louisville game for the fourth-most rebounds in ACC history. He needs five to pass Duncan for third.
- Bacot has 78 double-doubles in 155 games (double-doubles in 50.3% of his games). That is the third-highest percentage by a Tar Heel behind Billy Cunningham and Rosenbluth.
- Bacot set UNC single-season records in 2021-22 with 511 rebounds, 31 double-doubles, five 20-rebound games (tied), 32 games with 10 or more rebounds, rebounds in an NCAA Tournament and rebounds by a Tar Heel in the Elite 8, national semifinal and championship games.
- Bacot became the first player in NCAA Tournament history with six double-doubles in one season and tied the NCAA single-season record for double-doubles with 31 (Navy's David Robinson also had 31 in 1985-86).

DOUBLE-DOUBLES – ACC, CAREER

| | |
|----|-----------------------------------|
| 87 | Tim Duncan, Wake Forest, 1994-97 |
| 84 | Ralph Sampson, Virginia, 1980-84 |
| 78 | Armando Bacot, 2019- |
| 68 | Ronnie Shavlik, NC State, 1954-56 |
| 67 | Tom Burleson, NC State, 1972-74 |

REBOUNDS – ACC, CAREER

| | |
|-------|-------------------------------------|
| 1,802 | Dickie Hemric, Wake Forest, 1952-55 |
| 1,598 | Ronnie Shavlik, NC State, 1954-56 |
| 1,570 | Tim Duncan, Wake Forest, 1994-97 |
| 1,566 | Armando Bacot, 2019- |
| 1,511 | Ralph Sampson, Virginia, 1980-83 |

• Bacot shot 66.3% from the free throw line through his first four seasons. This season, he is shooting 79.3% from the line (96 for 121). He leads the Tar Heels in attempts and made free throws and is second in the ACC in attempts.

5-1 ON THE ROAD

- Carolina is 5-1 on the road this season, all in ACC play. The Tar Heels held the home teams under 70 points in each of the first five games, which were all UNC victories. That was Carolina's longest streak holding teams to below 70 points in consecutive ACC road games since 1982. From 2/11/1980 to 1/23/1982 the Tar Heels allowed fewer than 70 points in 13 consecutive ACC road games (10-3 in those games).
- The 74-73 loss at Georgia Tech snapped a streak of seven straight ACC road wins.
- The Tar Heels are 16-10 on the road in the ACC under Hubert Davis.
- The Tar Heels won their first four ACC road games this season by 10 or more points. It was the third time in the last 25 years the Tar Heels won four straight ACC road games by 10 or more points (also 2005-06 and 2018-19).

MAKING IT COUNT AT THE STRIPE

- The Tar Heels are ninth in the country with 18.4 free throws made per game (behind High Point, Tulane, Grand Canyon, Winthrop, Alabama A&M, Arkansas, UNC Asheville and Denver).
- Carolina is 8-1 this season when it makes at least 20 free throws in a game (only loss to Kentucky).
- The Tar Heels are 8-0 when they make at least 80% from the free throw line this season.
- The Tar Heels are shooting 75.3% from the line this season, the sixth-highest percentage in school history.
- RJ Davis (90.0%), Cormac Ryan (87.3%) and Armando Bacot (79.3%) are all shooting career-high percentages from the line this season.
- Bacot tied his career high with 10 made free throws (in 11 attempts) in the loss to Clemson. He was 10 for 13 earlier this season in the win over Tennessee.
- Davis is 23 for 30 from the line over the last six games.
- Ryan made 2 of 3 free throws in UNC's first loss this season against Villanova but has not attempted a free throw in the last four losses.

FREE THROW PERCENTAGE – UNC, SEASON

| | |
|------|---------|
| .783 | 1983-84 |
| .764 | 2021-22 |
| .761 | 1984-85 |
| .758 | 1959-60 |
| .757 | 2007-08 |
| .753 | 2023-24 |

ACC LEADERS

- Carolina leads the ACC in scoring and is 23rd in the country at 82.8 points per game. The Tar Heels are second in the ACC behind Duke and are 24th nationally in scoring margin at 12.4 per game.
- UNC has led the ACC in scoring 20 times, most recently in 2018-19.
- Carolina is 11-2 this season and 38-5 in Hubert Davis' three seasons as head coach when it scores 80 or more points.
- RJ Davis and Armando Bacot lead the ACC in scoring and rebounding, respectively. The last time two different Tar Heels led the ACC in those categories was 2003-04 (Rashad McCants in scoring, Sean May in rebounding).
- The Tar Heels lead the ACC in scoring even with Davis being the only Tar Heel in the top 20 in the league in individual scoring.



ELLIOT CADEAU is averaging 7.5 points and 3.6 assists. He has more assists than turnovers 18 times, including nine of the last 10 games.

- Saturday's game includes the top two and three of the top four individual rebounders in the ACC. Bacot is first (10.0 per game), Miami's Norchad Omier is second (9.8) and Harrison Ingram is fourth (8.9).
- In ACC play, Ingram is first (11.2), Omier is third (10.1) and Bacot fourth (9.5).

INGRAM, TAR HEELS POUNDING THE BOARDS

- Carolina leads the ACC in rebounding (41.3 per game), offensive rebounds (12.2 per game) and rebound margin (+6.9 per game).
- Nationally, the Tar Heels are ninth in rebounds, 22nd in rebound margin and 69th in offensive boards.
- Carolina has averaged 40 or more rebounds in 14 of the previous 17 seasons.
- UNC has outrebounded the opponent in each of the last 12 games by a combined 131, an average of 10.9 per game.
- Beginning in Dean Smith's first season as head coach, the Tar Heels have won 83.7% (1191-232) of their games when they have more rebounds.
- Harrison Ingram has 76 rebounds in the last six games, including 13 at Boston College, 14 vs. Wake Forest, 17 at Florida State, 13 at Georgia Tech, 13 vs. Duke and six vs. Clemson.
- Ingram has 10 or more rebounds 10 times in 23 games this season, including eight of UNC's last 11 games. He had six double-figure rebounding games (with a high of 11) in 65 games at Stanford.
- Ingram leads the ACC in rebounding in league games, where he is averaging 11.2 per game, and is fourth in all games with a career-high 8.9 per game.
- He set a career high with 15 at Pittsburgh on January 2, then broke that mark eight nights later with 19 at NC State.
- Ingram's 19 rebounds at NC State were the most ever by a Tar Heel in 245 games against the Wolfpack. Billy Cunningham had 18 in 1965 and Armando Bacot pulled down 18 twice.



CAROLINA leads the ACC in rebounds, offensive rebounds and rebound margin. The Tar Heels have outrebounded their opponents in 19 of 23 games, including 12 in a row.

INGRAM'S ALL-AROUND IMPACT

- Harrison Ingram says his versatility is his best basketball trait. It shows in his stat line as a Tar Heel.
- The 6-7 forward from Dallas leads the team in three-point percentage (.423) and steals (33), is second in three-pointers (44), offensive rebounds (58), rebounds (204) and rebound average (8.9) and third in scoring (12.5) and assists (54).
- He was sensational on both ends of the court in the win over Duke. He scored a season-high 21 points, made a career-high five threes, tied his career high with eight field goals, grabbed a game-high 13 rebounds and tied his career high with four steals.
- Ingram has four double-doubles in the last six games and seven this season.
- Ingram joined George Lynch (1993 NCAA East Region final vs. Cincinnati) as the only Tar Heels ever to have at least 20 points, 13 rebounds and four steals in a game (and Lynch did not attempt a three-pointer in that game).
- Ingram joined Reggie Bullock as the only Tar Heels with five 3FGs and 13 rebounds in a game (Bullock vs. NC State in 2013). Ingram, Bullock, Brady Manek, Joseph Forte and Cole Anthony are the only Tar Heels to make five threes and have 10 or more rebounds in a game.
- He hit two early threes at Florida State; banked in a two-pointer and drained a three from the wing that helped preserve UNC's lead down the stretch at Boston College; made key threes early in the win over Tennessee; hit a late-clock shot to help beat Oklahoma; and sank a clutch three late in the win at Clemson.
- Ingram made a career-high three 3FGs seven times during his two seasons at Stanford. He has made at least three eight times this season, including 5 of 9 vs. Duke, 4 vs. UNI, Villanova and Tennessee, and three vs. UConn, Charleston Southern, at Florida State and Clemson.

TAKING CARE OF THE BALL

- Carolina has more assists than turnovers in 16 of 23 games (69.6% of the games). Last year, UNC had more assists than turnovers in 15 of 33 games (45.5%).
- UNC is 12-1 when it scores more points off turnovers than its opponents and 6-4 when the opponents score more points off turnovers. The loss at Georgia Tech was the only one in which the Tar Heels scored more points off turnovers than the opponents.
- The Tar Heels are committing 10.3 turnovers per game. UNC's record low average for a season is 10.8 in 2015-16 and 2022-23.
- Carolina has committed fewer than 10 turnovers 10 times this year and is 8-2 in those games (losses to UConn and Clemson).
- Carolina's three primary ball-handlers (Elliot Cadeau, RJ Davis and Seth Trimble) have combined for 177 assists and 84 turnovers, including 10 assists and one turnover vs. Duke.

PLUS/MINUS


- RJ Davis leads UNC in plus/minus at +276. He led the Tar Heels last season at +190.
- Davis has been +20 or better in six games this season (+25 vs. UC Riverside, +21 vs. UNI, +22 vs. Arkansas, +36 vs. CSU, +28 vs. Syracuse and +20 vs. Louisville), has led UNC seven times and has a positive plus/minus in a team-high 21 games.
- Cormac Ryan was plus 35 against Syracuse, the second highest +/- in any game this season by a Tar Heel (Davis was plus 36 vs. Charleston Southern) and the highest in an ACC game. Ryan led UNC with a plus 10 vs. Duke. He has led the Tar Heels six times.

NOVEMBER SIGNEES

- Carolina signed three players in the November high school signing period: **James Brown** of Aurora, Ill. (Link Prep in Branson, Mo.), **Ian Jackson** of Bronx, N.Y. (Our Saviour Lutheran) and **Drake Powell** of Pittsboro, N.C. (Northwood).
- Jackson and Powell were named to the McDonald's All-America game this week.
- Eighty high school players have earned McDonald's All-America honors and went on to play for the Tar Heels, including Armando Bacot and RJ Davis.

CARTER AND DAVIS ON NAISMITH BALLOT

- Vince Carter and Walter Davis are on the 2024 ballot for the Naismith Memorial Basketball Hall of Fame.
- Carter played for Carolina from 1995-98 and a record 22 seasons in the NBA. An eight-time all-star, he is one of four NBA players with 25,000 points and 2,000 three-pointers with Reggie Miller, Paul Pierce and LeBron James.
- Davis played for UNC from 1973-77. He was a six-time NBA All-Star and is the Phoenix Suns' all-time leading scorer.
- Both won NBA Rookie-of-the-Year honors – Davis in 1978 with the Suns and Carter in 1999 with the Toronto Raptors.
- The Tar Heels are represented by 12 players and coaches in the Naismith Hall of Fame.



JULIUS PEPPERS will be inducted in the Pro Football Hall of Fame Class of 2024. Peppers was the college defensive player of the year in 2001 and made 159.5 sacks in 17 NFL seasons. He played in 56 games with the Tar Heel basketball team in 1999-2001. He scored 18 points vs. Maryland in 2001 (the Terps won the NCAA title the next year), had 21 points & 10 rebounds vs. Penn State in the 2001 NCAA 2nd round and was a key contributor as Carolina made the Final Four in 2000 as a No. 8 seed.

NBA TAR HEELS

| | |
|------------------------------------|------------|
| Cole Anthony , 4th year | Orlando |
| Harrison Barnes , 12th year | Sacramento |
| Leaky Black , rookie | Charlotte |
| Reggie Bullock , 11th year | Houston |
| Danny Green , 15th year | free agent |
| Cameron Johnson , 5th year | Brooklyn |
| Nassir Little , 5th year | Phoenix |
| Pete Nance , rookie | Cleveland |
| Day'Ron Sharpe , 3rd year | Brooklyn |
| Coby White , 5th year | Chicago |

The following players are playing professional basketball overseas or the G League:

| |
|---|
| Tony Bradley (G-League, Texas Legends) |
| Garrison Brooks (Lithuania) |
| Ed Davis (China) |
| John Henson (Puerto Rico) |
| Isaiah Hicks (South Korea) |
| Baden Jackson (formerly Dexter Strickland) (Tunisia) |
| Justin Jackson (G-League, Texas Legends) |
| Joel James (Portugal) |
| Brice Johnson (Japan) |
| Christian Keeling (Sweden) |
| Justin Knox (South Korea) |
| Ty Lawson (Venezuela) |
| Brady Manek (Lithuania) |
| Sterling Manley (Dominican Republic) |
| Luke Maye (Turkey) |
| James Michael McAdoo (Japan) |
| Ryan McAdoo (Italy) |
| Kennedy Meeks (Taiwan) |
| Walker Miller (The Netherlands) |
| Justin Pierce (Japan) |
| Theo Pinson (G-League, Texas Legends) |
| Andrew Platek (Azerbaijan) |
| Reyshawn Terry (Mexico) |
| Deon Thompson (Japan) |
| J.P. Tokoto (Israel) |
| Justin Watts (Bulgaria) |
| Kenny Williams (Greece) |



2023-24 POSTGAME NOTES



ARMANDO BACOT scored 25, 22 and 21 points in Carolina's first three games, averaging 22.7 points and 13.3 rebounds in those victories.

GAME 1: @UNC 86, RADFORD 70

- Carolina improved to 102-12 overall in season openers.
- Carolina has won 19 straight season openers since losing to Santa Clara in Oakland (without starting point guard Raymond Felton) in 2004-05.
- The 86 points were the most by UNC in a season opener since defeating Northern Iowa, 86-69, in the first game in 2017-18.
- The Tar Heels' five starters (Armando Bacot, Cormac Ryan, Harrison Ingram, RJ Davis and Paxson Wojcik) entered the game with 416 combined college starts.
- It was Carolina's 24th straight victory when shooting over 50% from the field. The Tar Heels shot 52.5%.
- Bacot led Carolina with 25 points. It was his 100th double-digit scoring game, his 27th game scoring 20 or more points and his 38th game as UNC's leading scorer.
- Bacot (25/13) recorded the 69th double-double of his UNC career, extending his school record.
- Bacot made 10 of 16 field goals. It was the 10th time in his career he made 10 or more field goals in a game.
- Carolina's newcomers (five transfers and two freshmen) combined for 39 points, led by 13 by Cormac Ryan and 12 by Harrison Ingram.
- Elliot Cadeau led the Heels with six assists. It was the most assists by a freshman in a Carolina debut since Bobby Frasier recorded seven against Gardner-Webb in the 2005-06 season opener.
- The Tar Heels made their first five three-point attempts and finished the game 7 for 20. Four different starters made threes for UNC, led by Ryan's three.
- Carolina shot 55.2% from the field in the first half, its best first-half shooting performance in a season opener since shooting 74.2% in the first

half against Oakland in 2013.

- Hubert Davis won his 50th game as head coach of the Tar Heels (50-23).

GAME 2: @UNC 90, LEHIGH 68

- It was the eighth time Davis (22) and Bacot (22) both scored at least 20 points in the same game. Carolina improved to 8-0 when they both score 20 or more.
- Bacot grabbed six offensive rebounds to pass Tyler Hansbrough for the most in UNC history.
- It was Bacot's third career 20/20 game. Bacot did it twice in 2021-22, when he had 29 points/22 rebounds against Virginia and 20 points/22 rebounds vs. in the NCAA East Regional final Saint Peter's.
- It was Bacot's 23rd career game with 15 or rebounds and seventh with 20 or more. Billy Cunningham is the only player in UNC history with more 20-rebound games (12 from 1962-65).
- Carolina improved to 2-0 against Lehigh. Their only other matchup was a 62-58 Carolina victory in Woollen Gym on 1/2/1941.

GAME 3: @UNC 77, UC RIVERSIDE

- Carolina allowed 52 points, the fewest since Saint Peter's scored 49 in the 2022 NCAA Elite Eight in Philadelphia.
- Bacot scored a game-high 21 points. He made his second three-pointer and first since at Boston College on 1/2/22.
- It marked the third time Bacot scored over 20 points in three or more straight games. He had a five-game streak in 2022-23 and a three-game streak in 2021-22.
- Jalen Washington scored 11 points, his second career game in double figures (13 at Virginia on 1/10/23). He made his first two career three-pointers and set career highs in offensive rebounds (3) and blocks (2).
- Seth Trimble tied his career high with 11 points. It was the second time he has scored in double figures as a Tar Heel.
- Withers had a career-high three blocks.
- Carolina's bench scored 34 points (18 and 24 in the previous two games).
- Carolina began the second half on a 19-0 run (UC Riverside did not score in the half until there was 10:33 to play). Carolina also had a 17-0 run in the first half.
- Carolina was out-rebounded, 38-37. It was the first time Carolina was out-rebounded in a win since beating Syracuse on 1/24/23.
- It was the fourth time in the last 30-plus seasons UNC wore blue uniforms at home: vs. Duke on February 8, 2020; vs. UNCW on 12/31/2013; and vs. UConn on 12/6/1991, in the ACC/Big East Challenge.

GAME 4: UNC 91, NORTHERN IOWA 69 BATTLE 4 ATLANTIS FIRST ROUND

- Carolina scored 56 of 91 in the second half (most in a half through four games).
- Carolina trailed at the half for the first time this season but began the second half on a 32-6 run to take a 20-point lead with 11:24 to play.
- The 91 points were the most by the Tar Heels in the Bahamas in seven games.
- Carolina trailed several times in the first half by eight points. The largest deficit in its first three games was three points. UNI led 10-2 at

the first TV timeout and 39-31 with 1:17 to play in the half.

- Carolina trailed 41-35 at halftime, the first time this season an opponent led at the half.
- The Tar Heels made 12 three-pointers, most to date this season, including a career-high four by Ingram and three by both Davis and Ryan.
- UNC made nine of 13 3FGs in the second half. It was UNC's best three-point percentage in a half (.692) since shooting 75% (9 of 12) in the first half at Florida State on 2/12/22.
- The Tar Heels made all nine of their second-half threes in the first 11:03 of the half.
- Carolina made its first change in the starting lineup this season as Trimble made his third career start. He previously started against Notre Dame and at Virginia last season. Wojcik had started the first three games.
- Withers started the second half in place of Trimble.
- Six Tar Heels scored in double figures for the first time since 2/6/2021 at Duke.
- Ingram had game highs with 16 points and 10 rebounds for his first double-double as a Tar Heel.
- Ingram made a career-high four three-pointers. He made three seven times over his first two seasons at Stanford.
- Ryan was scoreless in the first half but hit his first three attempts in the first 3:53 of the second half to help give UNC a 51-42 lead. Ryan, who made three 3FGs in the opener vs. Radford, had missed 11 consecutive three-point attempts before making three straight to begin the second half.
- Ryan's 15 points were his season high to date as a Tar Heel. He also matched his previous career high with three blocked shots.
- Withers scored 11 points, his first game in double figures as a Tar Heel.
- Cadeau was 5 for 9 from the floor and scored a season-high 15 points.
- Carolina forced 17 turnovers for the second game in a row and scored a season-high 25 points off UNI's 17 turnovers. It was the most points off turnovers since scoring 32 in a home win over Wake Forest early last January.
- Carolina made 27 free throws and shot 87.1% from the stripe.
- UNI shot 60% from the floor in the first half (15 of 25), the first time an opponent shot 60% in a half since NC State shot 64.5% in the second half on 2/19/23.
- The Tar Heels held UNI to 32.1% from the floor in the second half.

GAME 5: VILLANOVA 83, UNC 81 (OT)

BATTLE 4 ATLANTIS SEMIFINAL

- It was Carolina's first overtime game of the season and first since beating Ohio State in New York City on 12/17/2022.
- Davis (23) and Ingram (20) led UNC in scoring. Ingram's previous two 20-point efforts came while playing for Stanford.
- Davis, Ingram and Ryan (18) combined to score 61 of UNC's 81 points.
- Ingram made a career-high four three-pointers for the second consecutive game.
- Ingram fouled out with 3:44 to play in regulation (the first time in 70 games in his career he fouled out). He was one of three Tar Heels to foul out (also Withers with 3:08 left in the second

half and Cadeau with 4:08 to play in overtime).

- Carolina was whistled for a season-high 30 fouls, most since committing 33 at Louisville on 1/31/2015.
- Villanova was 32 for 36 from the free throw line, the most made and attempted free throws by an opponent since Wake Forest was 33 for 42 last season in Winston-Salem. The Wildcats were 11 for 13 from the line in the first half, 12 of 13 in the second and 9 of 10 in overtime.
- Villanova's free throw percentage (.889) was the third-highest ever by an opponent with 36 or more attempts and sixth-best for 30 or more attempts.
- Cadeau had a game-high five assists and led UNC in plus-minus for the first time season at +14.
- Bacot had a game-high and season-high 18 rebounds.
- Carolina dropped to 68-61 all-time in overtime games.
- Withers made his first start as a Tar Heel. He made 64 starts over the previous three seasons at Louisville, including 29 of 32 games in 2022-23.
- Eric Dixon led Villanova with 34 points and 10 boards. The 34 points were the most by an opponent since Wake Forest's Tyree Appleby scored 35 on 2/7/23 in Winston-Salem.
- Carolina led by nine points in each half. The Tar Heels led, 34-32, at the half, the first time UNC has lost when leading at the half since 1/10/23, when it led Virginia, 29-27, in Charlottesville.
- It was the first time the Tar Heels and Wildcats played since the 2016 NCAA championship game.

GAME 6: UNC 87, ARKANSAS 72 BATTLE 4 ATLANTIS THIRD PLACE GAME

- Davis scored 21 second-half points and tied his career high with 30.
- Davis became the first Tar Heel to score 20 or more in a second half since Caleb Love had 22 at Wake Forest last season.
- Davis led the Tar Heels with 66 points in the Battle 4 Atlantis and was named to the All-Tournament team.
- Davis was 9 for 18 from the floor. He tied his career best with nine field goals (fifth time).
- Trimble scored a career-high 12 points and made two three-pointers for the first time in a game. He had two previous career 3FGs.
- Ingram had a game-high six assists and his second double-double in three games. He totaled 49 points in the three games in the Bahamas (16.3 ppg).
- Ryan did not play due to a sprained right ankle.
- Cadeau made his first collegiate start. He had seven points and three assists vs. the Razorbacks and 11 assists and one turnover in the three games in the Bahamas.
- Carolina trailed at halftime in its two wins in the Bahamas (and lost the one game it led at the break). Arkansas led, 38-35, but the Tar Heels out-scored the Razorbacks by 18 in the second half (52-34).
- Carolina committed only three turnovers and shot 58.6% from the floor in the second half. It was the highest field goal percentage in a half by the Tar Heels to date this season.
- Bacot had one offensive rebound, the 500th of his career. He is the only Tar Heel ever with 500 offensive rebounds. He also scored his 1,900th



RJ DAVIS tied his then-career-high with 30 points in the win over Arkansas and was named to the Battle 4 Atlantis All-Tournament team. UNC went 2-1 in the Thanksgiving week tournament.

career point.

- Carolina improved to 6-3 in three appearances in the Battle 4 Atlantis. UNC went 2-1 in 2014, 2-1 in 2019 and 2-1 in 2023.
- Tramon Mark scored 34 of Arkansas's 72 points. It was the second consecutive game an opponent scored 34 points (Eric Dixon, Villanova).
- UNC was called for 72 fouls in the last three games, the most fouls UNC committed over three games since committing 72 against Pittsburgh, Providence and Iowa State to end the 2013-14 season.
- Carolina is 8-3 vs. Arkansas.
- None of the 11 games have been played on either team's campus. This was the 10th different state or country in which the teams have played.
- Davis's 30 points were the most by a Tar Heel against Arkansas (Luke Maye had 28 in 2017).
- Mark's 34 were the most ever by a Razorback vs. UNC.
- It was the first time players on both teams scored 30 since Maye had 30 and RJ Barrett scored 33 at Duke on 2/20/19.

GAME 7: UNC 100, TENNESSEE 92 ACC-SEC CHALLENGE

- Tennessee entered play No. 1 in the country in defensive efficiency allowing 87.4 points per 100 possessions.
- Per KenPom's definition of possessions, Carolina's offensive efficiency was 131.5 (100 points on 76 possessions).
- Tennessee's opponents were averaging 61.5 points; the Tar Heels scored 61 in the first half.
- It was the first time Carolina scored 100 points since a 100-67 win over The Citadel on 12/13/2022.
- It was the second time an opponent scored 100 points vs. the Volunteers in Rick Barnes' nine seasons as head coach.
- Carolina improved to 42-27 against AP Top 10 opponents in the Smith Center.
- Carolina scored 100 points against an AP Top

10 opponent for the 12th time ever and first time since defeating Virginia Tech, 103-82, on 1/21/2019. Carolina improved to 11-1 in those 12 games.

- Carolina scored 61 points in the first half, the first time it scored more than 60 in a first half since scoring 62 against Florida State on 2/12/2022. Tennessee had not allowed more than 41 points in any half this season (Kansas).
- It was the first time an opponent scored 60 points in a half vs. Tennessee since 2006.
- Carolina shot 57.6% in the first half.
- Carolina was 16 for 16 from the free throw line in the first half and made 32 of 38 for the game, the most the Tar Heels have both made and attempted since hitting 36 of 39 against NC State on 1/21/2023.
- UNC scored its final 13 points from the free throw line. Carolina's last field goal was a three by Davis with 6:56 to play to push the lead back to 10. It was the first time the Tar Heels didn't make a field goal in the last five minutes in a win since 3/9/2019 vs. Duke.
- Davis was 5 for 11 from three and scored 27 points, leading the Tar Heels for the third straight game.
- It was the fifth time in his career he made five or more three-pointers. Carolina improved to 5-0 when Davis makes five or more three-pointers.
- Davis became the fifth Tar Heel guard since 2000 to score 25 or more in consecutive games (with Joseph Forte, Marcus Paige, Coby White and Cole Anthony).
- Bacot scored 22 points and grabbed 11 rebounds for his 71st career double-double.
- Bacot made a career-high 10 free throws in 13 attempts. His previous high was nine in six different games.
- Carolina improved to 9-0 when Bacot and Davis both score 20 or more points.
- Ingram tied his season high with 20 points, his second 20-point game of the season and fourth of his career.



HARRISON INGRAM made four three-pointers and scored 20 points in Carolina's 100-92 win over 10th-ranked Tennessee in the first ACC-SEC Challenge.



RJ DAVIS scored 27 points as Carolina rallied from 14 down in the second half for a home win over Florida State. It was his third straight game with at least 27 points. He eventually stretched that streak to five straight with 26 or more.

- Ingram again tied his career high with four threes, the third time in the last four games he made four three-pointers.
- It was the first time three Tar Heels scored 20 points since the overtime win over Ohio State on 12/17/2022.
- Cadeau had a season-high 10 assists, the first Tar Heel freshman to record double-digit assists since Marcus Paige had 10 against Florida State on 3/15/2013.
- Cadeau was the first Tar Heel to have 10 assists and zero turnovers since Paige on 2/21/2015 against Georgia Tech.
- Cadeau was the first Tar Heel to have double-digit assists since Davis had 12 against Marquette in the 2022 NCAA Tournament.
- Cadeau became the sixth Tar Heel in the last decade with 10 or more assists. That list includes Cadeau, Davis, Joel Berry II, Theo Pinson, JP Tokoto and Paige.
- Cadeau became the third Tar Heel with 10 assists and no field goals in a game (Ed Cota twice and Ty Lawson).
- Carolina came into the game averaging 13.5 assists and recorded 13 in the first half, finishing with a season-high 19.
- Carolina matched its season high to date with 12 three-pointers.
- Hubert Davis improved to 5-3 against AP Top 10 opponents.
- Tennessee's Dalton Knecht tied the most points by an opponent in the Smith Center with 37. Knecht shares the record with Lionel Simmons of LaSalle, who scored 37 on 1/9/1988.
- Knecht's 37 were the most by an opponent since Kentucky's Malik Monk scored 47 against UNC in Las Vegas on 12/17/2016.
- Tennessee shot 55.6% from the floor, the highest percentage by an opponent in a UNC win since Pitt shot 55.6% on 1/31/2017.
- Carolina improved to 11-2 all-time against the Volunteers.

GAME 8: UNC 78, FLORIDA STATE 70

- Carolina faced a 14-point deficit, its largest deficit overcome to win since trailing Ohio State by 14 last season in New York.
- Carolina went on a 22-0 run in the second half, the first time the Tar Heels have scored more than 20 straight points since scoring 22 in a row against Notre Dame in the 2021 ACC Tournament (Ryan played for the Irish in that game).
- Carolina's largest lead of the game was 14 points (70-56) with 4:35 to play in the second half, completing a 28-point swing after trailing by 14 (31-45) with 17:11 to play. UNC took its first lead of the second half on a layup by Cadeau with 7:20 remaining.
- Carolina trailed by six at halftime, the third time the Tar Heels trailed at the half and won this season.
- Davis scored 27 points, his third straight with 27 or more points. He became the first Tar Heel score 27 or more points in three straight games since Joseph Forte in 2001.
- Davis became the 10th Tar Heel to score 27 or more points in three straight games, and the fifth to do so since 1970. Other Tar Heels with 27 or more points in three straight games were Brad Daugherty (1986), Phil Ford (1978), Charlie Scott (1970), Bobby Lewis (1965-66), Billy Cunningham (three separate times in 1964 and once in 1963), Pete Brennan (1958), Lenny Rosenbluth (three separate times in 1957, once in 1956, and once in 1955) and George Glamack (1941).
- Davis had a game-high five assists. UNC improved to 20-4 when he has five or more assists.
- Bacot had 13 points and 13 rebounds for his 72nd career double-double.
- Bacot blocked four shots in the first half and tied his single-game career high with six.
- Trimble scored nine points and was a game-high plus 24 in just under 14 minutes. His previous career best was plus 16 in the home win over Wake Forest in January 2023.
- Florida State's 13-point run to end the first half and begin the second was the largest against the Tar Heels to date this season.
- The Seminoles led for 19:27, the longest UNC has trailed in a game to date this season.
- The Tar Heels improved to 24-4 against the Seminoles in Chapel Hill, including 21-4 in the Smith Center.

GAME 9: UCONN 87, UNC 76 JIMMY V CLASSIC, NEW YORK, N.Y.

- UNC dropped to 1-2 in the Jimmy V Classic, 30-12 in the current Madison Square Garden and 44-26 all-time in New York City.
- Davis scored a game-high 26 points. He became the fifth Tar Heel ever to score 26 or more points in four straight games and the first to do so in 53 years since Charlie Scott did it in 12 straight games in 1970.
- Davis became the first Tar Heel to score 25 or more in four consecutive games since Garrison Brooks in 2019-20.
- Davis' 133 points in the last five games (23-30-27-27-26) were the most by a Tar Heel over five games since Tyler Hansbrough scored 146 in 2008 (39-23-23-32-29).
- Ingram scored 20 points and had five assists. It was his third 20-point game as a Tar Heel.
- Ingram tied his career high with eight field goals.
- Bacot had 13 points, 13 rebounds and a season-high five assists.

- It was Bacot's third career game with five or more assists. He had seven as a freshman against Miami and five last season in the home win over Wake Forest.
- Carolina shot 59.1% from the free throw line, missing nine of 22 attempts.
- UConn out-rebounded the Tar Heels, 43-33. The margin was the largest by an opponent this season and first time UNC was out-rebounded by double figures since Virginia Tech beat the Tar Heels on the boards, 39-25, in Blacksburg on 12/4/2022.
- The Huskies had 25 assists on 34 field goals. The 25 assists were the most by an opponent since Baylor had 27 in Carolina's NCAA Tournament second-round win in 2022.
- The Huskies scored 14 points off UNC's seven turnovers; the Tar Heels scored seven points off eight UConn miscues.
- UNC had won the previous six times an opponent committed more turnovers.
- Carolina scored season lows (to date) with six second-chance points, seven points off turnovers and four bench points and tied its previous low with six fastbreak points (in the loss to Villanova).

GAME 10: KENTUCKY 87, UNC 83 CBS SPORTS CLASSIC, ATLANTA, GA.

- Carolina lost for the second game in a row for the first time this season.
- Carolina dropped to 6-4 in the CBS Sports Classic.
- Carolina entered the game averaging 10.1 turnovers per game. The Tar Heels committed 17 turnovers, their most since committing 18 against Alabama in November 2022.
- Davis led Carolina with 27 points, becoming the first player to lead Carolina in scoring in six consecutive games since Justin Jackson in 2016-17.
- Davis made his first eight free throws, which extended his streak to 41 in a row, which tied the all-time UNC record (he missed his ninth attempt which ended the streak at 41). Jeff Lebo made 41 in a row in 1989.
- Davis scored 26 or more points in each of the last five games. He became the first Tar Heel to score 26 or more points in at least five straight games since 1970, when Charlie Scott did so in 12 straight games.
- Davis became the fourth player in Carolina history to have 26 or more points in five or more consecutive games. He joined Scott, Bobby Lewis (last game of the 1964-65 season, first six games in 1965-66), and Lennie Rosenbluth (last seven games in 1955-56, first three games in 1956-57).
- Davis became the first Tar Heel to lead the team in points, rebounds and assists since Armando Bacot in the home win last season over Boston College.
- Ryan scored a season-best 20 points. It was his seventh career 20-point game.
- Ryan made a season-high four three-pointers. It was the 19th time in his career he made four or more.
- Kentucky had 18 offensive rebounds, a dozen more than UNC, and outrebounded the Tar Heels, 42-32. It was the second straight game Carolina was out-rebounded by 10, the first time opponents accomplished that in consecutive games since the 2003 NIT (in wins vs. DePaul and Wyoming).
- Kentucky's bench outscored Carolina's, 36-14,



JALEN WASHINGTON set career highs in points (17) and rebounds (7) and was 7 for 9 from the floor as Carolina beat Charleston Southern, 105-60, in the final non-conference game of the regular season in late December.

the most UNC's bench has been outscored since Florida State outscored UNC's bench, 35-8, on 2/27/23.

- Withers came off the bench to play nearly 19 minutes and was plus 13. He had four points, three rebounds, two assists, two blocks and two steals.
- Carolina shot 53.8% from the floor in the second half.
- Carolina dropped to 25-18 all-time against Kentucky, including 1-4 in the CBS Sports Classic.

**GAME 11: UNC 81, OKLAHOMA 69
JUMPMAN INVITATIONAL, CHARLOTTE, N.C.**

- Carolina improved to 2-0 in the Jumpman Invitational (defeated Michigan last season).
- UNC did not trail for the second time this season. Both games were against AP Top-10 opponents (No. 10 Tennessee and No. 7 Oklahoma).
- Carolina improved to 166-27 overall in Charlotte, including a 16-2 record in the Spectrum Center.
- UNC is 20-5 against AP-ranked opponents in Charlotte and 8-5 against AP Top-10 opponents in Charlotte.
- Davis scored 23 points, becoming the first to lead UNC in seven consecutive games since Tyler Hansbrough led the Tar Heels in eight straight in the 2008-09 season.
- Davis became the first Tar Heel to score 20 or more points in seven straight games since Garrison Brooks scored 20 or more points in seven straight in 2019-20.
- Davis has scored 183 points in the past seven games, the most by a Tar Heel since Hansbrough scored 191 points in seven consecutive games during the 2007-08 season.
- Davis made five three-pointers, the sixth time he made five or more three-pointers in his career. Carolina improved to 6-0 when Davis makes five or more three-pointers.
- It was Davis' seventh career game with 20

points and five assists and the first time Davis had 20/5 with zero turnovers.

- Carolina improved to 7-0 when Davis has at least 20 points and five assists (2-0 this season, also Florida State).
- Bacot was 5 for 7 from the free throw line. His fifth make was the 500th of his career. He became one of seven Tar Heels to make 500 or more free throws.
- Bacot made his third career three-pointer. He previously made one vs. Boston College in 2022 and UC Riverside earlier this season. It was the first time he made a three from the corner.
- Ingram made a career-high four steals, the most by a Tar Heel since Leaky Black had four against Boston College on 1/17/23.
- Oklahoma did not make a field goal until the 14:11 mark in the first half. It was the longest UNC held an opponent without its first field goal in a game this season.
- Carolina made 10 steals, its most to date this season.
- Oklahoma's 18 turnovers were the most by a Carolina opponent to date this season and the most by the Sooners this season.
- UNC scored 24 points off turnovers, the most since scoring 25 against UNI.
- Carolina held Oklahoma to 69 points, 15 below OU's average, and the fewest by the Sooners this season.
- OU shot 32.3% from the floor in the first half, the lowest percentage in the first 20 minutes by an opponent to date this season.
- Carolina was 20 for 26 from the free throw line. It was the seventh time in the first 11 games UNC made at least 20 free throws.
- The Sooners out-rebounded UNC, 41-34. It was the first time UNC was out-rebounded in three straight games since the Tar Heels lost to Alabama, Indiana and Virginia Tech last season.
- Hubert Davis improved to 6-4 against AP Top-10 opponents in his three seasons.
- Carolina improved to 4-0 all-time against Oklahoma, including wins against top-10 ranked teams in three of the four games.

GAME 12: @UNC 105, CHARLESTON SOUTHERN 60

- The 105 points were a season high to date for UNC and the most in Hubert Davis' three seasons as head coach (previous 102 vs. College of Charleston on 11/11/2022).
- UNC scored 51 and 54 points by half. It was the first time UNC scored 50 in both halves since scoring 50 and 51 against Notre Dame on 3/10/21 in the ACC Tournament.
- The 45-point win was the largest margin of the season and the largest in Davis' three seasons. It was UNC's largest margin of victory since defeating Louisville, 99-54, on 2/20/2021.
- Carolina shot 56.2% from the floor, its highest to date this season.
- UNC turned the ball over five times, which matched the fewest by a Davis team (five at Duke in 2022).
- Carolina out-rebounded CSU, 46-25. The margin (21) tied UNC's largest of the season to date (also 21 vs. Lehigh).
- Carolina went on a 14-0 run in the first quarter, the eighth time in 12 games UNC produced at least a 10-0 run.
- The Tar Heels led by 23 at the half (51-28), their largest halftime lead of the season to date (previous 22 vs. Tennessee).
- It was the second game this season six Tar Heels scored in double figures (also vs. UNI).

- Carolina's 41 field goals were its most under Davis and its most since making 42 against Louisville in 2021.
- RJ Davis had 20 points, 10 assists, five steals and no turnovers. It was the first time in UNC history a player had at least 20 points, 10 assists, five steals and no turnovers.
- It was Davis' fifth career double-double but his first in points and assists. His other four were points and rebounds.
- Davis became the 12th Tar Heel with 20 points and 10 assists and the first since Kendall Marshall 20 and 10 at Duke in 2012.
- It was the first double-double in points and assists by a Tar Heel since Theo Pinson had 12 points and 11 assists vs. Miami on 2/27/18.
- It was the second time in his career Davis had double-digit assists (12 vs. Marquette in 2022 NCAA Tournament first round). He is the first Tar Heel to have multiple games with 10 or more assists since Pinson.
- Davis set a career high with five steals. He tied his previous high with four in the first half.
- It was the second straight game Davis had at least 20 points, five assists and zero turnovers.
- Davis became the first Tar Heel to score 20 or more in eight straight games since Tyler Hansbrough in 2008-09.
- Davis had as many assists (7) in the first half as CSU had turnovers (7).
- Washington scored a career-high 17 points. It was his third time in double figures as a Tar Heel (13 last year at Virginia, 11 earlier this season vs. UC Riverside). It was also the second time this season Washington hit two three-pointers in a game (also vs. UC Riverside).
- Washington also had a career-best seven rebounds in just 16 minutes. He was 5 for 5 from the floor (2 for 2 3FGs) in the first half.
- Washington finished 7 for 9 from the floor. His previous high for field goals made was five at Virginia last season.
- Trimble tied his career high with 12 points (also vs. Arkansas in November). He was 6 for 10 from the floor (career high for both categories) and grabbed a career-high six rebounds.
- James Okonkwo scored seven points, his first points as a Tar Heel (this was his sixth game this season).
- Cadeau scored 13 points, the second game this season he scored in double figures (15 vs. UNI).
- CSU scored 30 of its 60 points from three-point range, but the Tar Heels out-scored the Buccaneers, 52-12, in the paint.
- Carolina's bench scored 43 points, the most in its first 12 games.

GAME 13: UNC 70, @PITTSBURGH 57

- Bacot led UNC with 16 points, becoming the seventh Tar Heel to score 2,000 career points (2,003).
- It was the first time in nine games a player other than Davis led UNC in scoring.
- Ingram grabbed a game-high and career-best 15 rebounds (previous was 11 vs. San Jose State on 11/15/2021 while playing for Stanford).
- Ingram scored seven points, his fewest so far as a Tar Heel (2 for 14 FG), but had 15 rebounds, three assists, two blocks, no turnovers and hit a key three-pointer for a nine-point lead with 4:10 to play.
- Carolina out-rebounded Pitt by 10 (51-41).
- The Tar Heels had 16 offensive rebounds, their most to date this season.



Carolina improved to 42-18 all-time at Clemson and 31-15 in Littlejohn Coliseum with a 65-55 win over the 16th-ranked Tigers. The Tar Heels won for the 17th time in 20 games all-time when both UNC and Clemson were ranked.

- The Tar Heels out-scored the Panthers, 15-1, on second-chance points. The one point was the fewest by an opponent this season.
- Carolina shot a season-low 36.5% from the floor. It was the lowest percentage in a win since shooting 33.3% at Notre Dame late last season.
- Carolina scored a season-low 70 points, fewest in a win since beating Notre Dame, 63-59, on the road on 2/22/2023.
- UNC missed its first 10 shots from the floor, the most to begin a game since going 0 for 15 in a home loss to Georgia Tech on 1/4/2020.
- The Tar Heels held the Panthers to 30.9% from the floor, including 26.5% (9 of 34) in the second half. That was the lowest percentage in a half by an opponent in the first 13 games. Pitt's 30.9% for the game was the lowest percentage shot by the Panthers to date this season.
- Pitt's 57 points were the fewest by an opponent since UC Riverside scored 52 in November.
- Carolina was 19 for 22 from the free throw line. It was UNC's best percentage (.864) since UNI.
- Bacot had 16 points and 10 rebounds for his 74th career double-double.
- Davis scored 15 points. His streak of 20-point games ended at eight, longest since 2008-09.
- Trimble scored 10 off the bench. It was his second consecutive game scoring in double figures.
- Trimble led UNC with nine of its 31 points in the first half. It was the first time he led UNC outright in scoring in a half.
- Trimble had six rebounds for the second consecutive game, which tied the career high he set vs. Charleston Southern.
- The Tar Heels snapped a three-game losing streak to Pittsburgh and are 16-8 all-time vs. the Panthers.
- UNC improved to 7-3 against the Panthers in Pittsburgh, including 4-3 in the Petersen Center.

GAME 14: UNC 65, @CLEMSON 55

- Carolina allowed fewer than 60 points in consecutive road games for the first time since beating UNCG, 79-56, and Clemson, 74-50, in the 2014-15 season.
- Carolina improved to 4-2 this season against AP-ranked teams.
- Carolina held Clemson to a season-low 55 points.
- The 55 points were the fewest by Clemson in the series since UNC beat the Tigers, 74-50, on 1/5/2015.
- Carolina allowed the fewest points to an AP-ranked opponent since Michigan scored 51 in Chapel Hill on 12/1/21.
- The Tar Heels scored a season low in points (65) for the second game in a row but won both games.
- Carolina held Clemson to 5.6% (1 for 18) from three-point range, the third-lowest three-point percentage by an opponent with a minimum of 10 attempts in UNC history. Arizona shot 4.3% on 1/27/2007, and Texas A&M shot 5.0% on 12/20/2001.
- Carolina made 7 of 12 free throws, both season lows to date. The seven free throws were the fewest in a road win since making seven at Georgia Tech in Hubert Davis' first ACC game in 2021-22.
- Carolina and Clemson combined for zero fastbreak points. It was the first time Carolina did not score a fastbreak point since defeating Virginia on 2/25/23.
- Carolina shot 58.3% from the free throw line, its lowest percentage since shooting 57.9% against Notre Dame on 1/7/23.
- Bacot and Davis shared scoring honors for the Tar Heels with 14 points. It was the second time this season Bacot and Davis tied for the team lead in scoring (also against Lehigh).
- Bacot recorded his seventh double-double of the season and 75th of his career.
- Bacot's had 16 rebounds, the 25th time he had 15 or more rebounds.
- Wojcik gave Carolina the lead for good with a three-pointer from the left wing with 8:44 to play, which broke a 45-all tie. It was Wojcik's third 3FG of the season and first since the win over Arkansas on November 24.
- Carolina made eight threes, which was a season-high seven more than its opponent. Previous largest margin on 3's was against UNI, when Carolina made 12 and UNI made six.
- Carolina held the Tigers to 32.3% from the floor in the second half. It was the third straight game UNC held the opponents under 40% shooting in the second half.
- Carolina improved to 136-23 all-time vs. the Tigers with wins in the last three games under head coach Hubert Davis.
- The Tar Heels are 42-18 in Clemson, including 31-15 in Littlejohn Coliseum.
- UNC improved to 17-3 vs. Clemson when both teams are ranked in the AP poll.

GAME 15: UNC 67, @NC STATE 54

- Carolina won its third straight road game holding the opponents under 60 points in all three, the first time it did that since 1998-99 (72-54 win at Florida State on 1/6/99, 59-56 win at NC State on 1/16/99 and 52-40 win at Wake Forest on 1/23/99).
- Ingram grabbed a career-high 19 rebounds, most ever by a Tar Heel against NC State (in 245 games). Bacot had 18 twice and Billy Cunning-

ham had 18 in 1965.

- Carolina held the Wolfpack to 54 points, lowest by NC State in the series since a 60-52 Tar Heel victory in Raleigh on 1/28/2001.
- Carolina held NC State to 26 second-half points, the third consecutive road game UNC held an opponent to fewer than 30 points in the second half (29 by Pittsburgh, 21 by Clemson and 26 by NC State).
- NC State shot 27.3% from the floor (18 of 66), lowest by the Pack against the Tar Heels since at least 1954. The previous low in that stretch was 28.3% in the 1998 ACC Tournament quarterfinals, a 73-46 UNC victory (our records don't include NC State's shooting percentages for several games from 1952-54).
- It equaled the sixth-lowest percentage allowed by the Tar Heels in any ACC regular-season or ACC Tournament game. The only lower percentages were by South Carolina (25.4% on 12/5/59), Virginia Tech (25.9% on 2/16/08), Duke (26.4% on 2/4/54), Boston College (26.9% on 2/19/11), Clemson (27.2% on 1/9/92) and Clemson (27.3% on 1/26/97).
- It was the lowest field goal percentage by an opponent since UNCA shot 26.5% on 11/23/2021.
- NC State shot the lowest percentage in a first half (.281) and tied the lowest in a second half (.265, also UC Riverside) against UNC to date this season.
- Carolina shot 38.2% from the floor in the first half and 39.3% in the second. It was the first time since the 2022 ACC quarterfinal against Virginia the Tar Heels shot under 40% from the floor in both halves and won.
- Davis led UNC in scoring for the 11th time in 15 games this season, and became the 29th Tar Heel to score at least 1,600 points.
- Ryan made his 100th collegiate start.
- Cadeau had 11 points and six assists. It was his third game scoring in double figures and his most assists since he had 10 against Tennessee on November 29.



HARRISON INGRAM grabbed a career-high 19 rebounds at NC State as UNC improved to 19-6 vs. the Wolfpack at PNC Arena. The 19 rebounds were the most ever by a Tar Heel in 245 games against NC State.



ARMANDO BACOT had 16 points and 11 boards in the home win over Syracuse, his 76th career double-double. Bacot became the first Tar Heel ever with 1,500 rebounds.

- Washington had a career-high eight rebounds and was a plus 7, his second-best plus/minus in an ACC game (plus 8 last year vs. Florida State).
- Carolina has scored 70 (at Pittsburgh), 65 (at Clemson) and 67 (at NC State) in its last three wins. It is the first time since 2002-03 the Tar Heel scored 70 or fewer points in three consecutive wins. (68-66 win vs. Clemson, 68-65 win vs. UConn and after a five-game losing streak a 61-60 win over Florida State. All three of the wins in 2003 were in Chapel Hill).
- Carolina improved to 165-80 all-time against NC State, including 69-48 on the road (19-6 in PNC Arena).
- Including four NCAA Tournament games, UNC is 23-6 in PNC Arena.
- The Tar Heels have won 37 of the last 43 games vs. NC State.
- It was the first time in 50 years (since 1/22/1974) and third time ever the Tar Heels and Wolfpack played an ACC game when both teams were 3-0 or better in league play.

GAME 16: @UNC 103, SYRACUSE 67

- Carolina won its sixth in a row, which tied the longest streak under head coach Hubert Davis, longest since 2021-22.
- The 103 points were UNC's most in an ACC game since a 113-96 win over NC State on 2/5/2019.
- RJ Davis made four three-pointers. It was the 13th straight game Davis made multiple three-pointers, tying the second-longest streak in UNC history. Justin Jackson set the record with 15 straight games in 2017. Marcus Paige had two streaks of 13 games and Shammond Williams and Donald Williams also had streak of 13 games with multiple 3FGs.
- Davis tied his career high with five steals (also vs. Charleston Southern).
- Davis scored 22 points, his 10th 20-point game of the season and 22nd of his career.
- Bacot had 16 points and 11 rebounds, his eighth double-double of the season and 76th of

his career. It was Bacot's fourth double-double in his last five games against the Orange.

- Bacot passed the 1,500-rebound mark. He is Carolina's all-time leader with 1,507.
- Ingram also had a double-double with 11 points and 10 rebounds. It was his third of the season and eighth of his career.
- Washington scored in double figures (11) for the third time this season and fourth overall.
- It was the first time this season two Tar Heels (Bacot and Ingram) had double-doubles.
- Withers scored 10 points and had six rebounds. It was his first double-figure scoring game since he had 11 vs. UNI on November 22.
- Carolina held the Orange to 29.0% from the floor in the first half. It was the third straight half the opponents shot under 30% for a half (NC State shot 28.1 and 26.5 by half in Raleigh). It was the fourth time in six halves the opponents shot below 30% (also Pittsburgh in the second half).
- Carolina led 52-30 at halftime. The 22-point margin was UNC's largest halftime lead in an ACC game since leading Florida State by 38 on 2/12/2022.
- The 22-point lead equaled the second largest of the season (23 vs. UC Riverside and 22 vs. Tennessee).
- Carolina scored a season-high 22 second-chance points. The previous high was 16 vs. UC Riverside.
- Carolina out-rebounded the Orange, 53-30. The margin (+23) was the largest of the season (previous +21 vs. Lehigh and CSU).
- Carolina's 53 rebounds were a season high (52 vs. Lehigh).
- Carolina's 58 point points were a season high (previous was 52 vs. Charleston Southern).
- It was the sixth straight game UNC held its opponents under 70 points.
- Syracuse shot 36.5%, the fifth consecutive opponent to shoot below 40%. The last time Carolina held five consecutive opponents under 40% shooting was the first five games in 2019-20.
- Ryan was a game-high plus 35, the most by a Tar Heel in an ACC game this season.
- Carolina made a season-high 13 steals, most since making 13 in a 38-point win at Wake Forest 2/16/2019.
- Carolina's bench outscored the Syracuse bench, 39-19, UNC's largest margin in an ACC game this season.
- Carolina improved to 17-6 all-time against the Orange, including 7-0 in Chapel Hill (all in the Smith Center).
- The Tar Heels have beaten the Orange three straight games and 13 of 16 since Syracuse joined the ACC prior to the 2014-15 season.
- The 103 points were the most UNC has scored against Syracuse (previous was 96 in an overtime win on 11/21/87).
- The 36-point margin was Carolina's largest win over the Orange. The previous was 23 twice (87-64 win in Charlotte on 1/8/83 and an 87-64 win in Syracuse on 12/10/83).
- It was the first time UNC played Syracuse without Jim Boeheim as the Orange's head coach since 3/20/1975, an NCAA Tournament game in Providence, R.I. That was the second of 23 times the Tar Heels have played the Orange.



JAE'LYN WITHERS had a game-high plus 24 vs. Louisville. He set season highs with 15 points and 10 rebounds as he played for the first time against his former team.

GAME 17: @UNC 86, LOUISVILLE 70

- Carolina won its seventh in a row, longest stretch since winning eight straight in 2018-19.
- It was UNC's fifth consecutive ACC win by double digits for the first time since the 2007-08 season.
- Davis led UNC with 21 points and made four three-pointers. It was his third straight game with four. He became the first Tar Heel to make four in three straight games since Brady Manek in 2021-22 (five vs. NC State, four at Louisville and six vs. Duke).
- Davis also had six assists and six rebounds, the first time in his career he totaled at least 20 points, six rebounds and six assists.
- Bacot passed Lennie Rosenbluth for fourth in UNC all-time scoring with 2,061 points. Rosenbluth scored 2,047 points from 1954-57.
- Bacot had five assists in the first half, which tied his previous season high (also vs. UConn).
- Bacot passed Virginia's Ralph Sampson for fourth all-time in ACC history in rebounds. Bacot has 1,514.
- Ryan tied his season high for three-pointers with four. His previous high was four against Kentucky.
- Cadeau made a season-high three steals (all in the first half).
- Ingram made his 100th career three-pointer.
- Carolina shot 50% from the floor in the first half (17 of 34). It was the second straight game (51.4% vs. Syracuse) the Tar Heels shot at least 50% in the first half.
- Withers had season highs in scoring (15) and rebounds (10). It was his first double-double as a Tar Heel and sixth of his career.
- It was UNC's first double-double by a non-starter since Manek against App State in 2021-22.
- Withers was a game-high plus 24. It was the first time he led UNC in plus/minus and was his best of the season (was plus 18 vs. UNI and Charleston Southern).
- Carolina has won both games this season when



ELLIOTT CADEAU had back-to-back double scoring efforts for the first time as a Tar Heel when he scored 14 points against Wake Forest and had 16 points and six assists in the win at Florida State.

the opponent shot 60% in a half. Louisville shot 64.0% in the second half (UNI shot 60.0% in the first half on November 22). Louisville's percentage is the highest in a half against UNC this season.

- Carolina made 10 of 22 from three-point range. The Tar Heels shot 45.5% from three, second-best percentage this season (46.2% vs. UNI). It was the sixth time this season UNC shot 40% or higher from three. UNC improved to 6-0 in those games.
- Carolina out-rebounded the Cardinals, 40-28. It was the sixth straight game UNC has out-rebounded its opponent.
- Carolina improved to 20-7 vs. the Cardinals, including 11-4 since Louisville began competing in the ACC in 2014-15.
- Carolina has won the last five games in the series.

GAME 18: UNC 76, @BOSTON COLLEGE 66

- Carolina has won eight in a row in Conte Forum since losing in 2010 and is 10-1 overall in Conte Forum.
- It was the first time Carolina defeated an ACC opponent eight straight times on the road since beating Wake Forest in eight straight road games from 1980-87.
- It is the 12th time UNC started 7-0 in ACC play.
- UNC won its eighth straight for the first time since winning eight straight in 2018-19.
- Carolina has won six consecutive ACC games by double-digits for the first time since doing that in 10 consecutive ACC games in 1992-93.
- This is the sixth time UNC has won six or more consecutive ACC games by double-digits.
- UNC has not allowed an ACC team to score more than 70 points this season.
- Davis made two three-pointers, tying the UNC record with his 15th consecutive game with multiple 3FGs. Justin Jackson also made multiple threes in 15 straight games in 2016-17.

- Davis led UNC with 16 points. It was the fifth straight game, 14th time this season and 33rd time as a Tar Heel Davis was UNC's leading scorer.
- Ingram had his fourth double-double as a Tar Heel with 11 points and 13 rebounds.
- Carolina made only four of its first eight free throws but converted 17 of its final 18.
- Boston College was 25 for 29 from the free throw line. It was the first time UNC won when an opponent made 25 free throws since Oregon was 25 for 28 in the 2017 national semifinals in Phoenix.
- Davis missed his first free throw, which snapped a streak of 18 consecutive makes. He made his last four attempts.
- Carolina out-rebounded the Eagles, 43-28. It was the seventh straight game UNC had more rebounds.
- The Eagles shot 34.5% from the floor, the ninth time this season the opponents shot under 40% from the floor (UNC has won eight of those nine games).
- Boston College shot 35.7% in the first half and 33.3% in the second. It was the 15th game the opponents shot under 40% in at least one half and the seventh time they shot under 40% in both halves.
- UNC improved to 28-3 in three seasons under Hubert Davis when the opponents shoot under 40%.
- The Tar Heels did not allow a fastbreak point for the second straight game and sixth time this season.
- Carolina improved to 23-6 against the Eagles, including five straight wins and 17 wins in the last 18 games.

GAME 19: @UNC 85, WAKE FOREST 64

- Carolina won its ninth straight game, longest win streak since winning 11 in a row (last six in 2016-17 and first five in 2017-18).
- Carolina improved to 9-0 at home this season and 8-0 in the ACC for the first time since 2015-16.
- It was Carolina's seventh straight ACC win by double digits, most since winning 10 straight ACC games by 10 or more points in 1992-93.
- It was the first time Carolina won nine straight games in the same season by 10 or more points since 2008-09, when it did so in the first 13 games.
- It was the ninth straight game Carolina held its opponents to 70 points or fewer. It was the first time Carolina held nine consecutive opponents to 70 points or fewer since doing so in 10 consecutive games in the 2006-07 season.
- Carolina limited Wake Forest to 26.7% shooting in the second half, which was the sixth time this season Carolina held an opponent below 30% shooting in a half.
- Wake Forest shot 35.6% from the floor, including 26.7% in the second half. The Tar Heels have held the opponents under 40% in 23 of 38 halves and 10 of 19 games (UNC is 9-1 when the opponents shoot under 40% in a game).
- Carolina trailed at halftime for the sixth time this season and first time since Kentucky on December 16. The Tar Heels are 4-2 when trailing at halftime this season.
- It was the eighth straight game Carolina outrebounded the opponents. UNC is plus 113 on the boards in those eight games.
- Carolina scored 15 fastbreak points and held the Deacons to one. The opponents have scored



RJ DAVIS scored a career-high 36 points vs. Wake Forest, the third most ever by UNC vs. the Demon Deacons, and the most by a Tar Heel in the Smith Center in 24 seasons. Davis made a career-high 14 field goals.

one fastbreak point in the last three games (0 by Louisville and Boston College).

- Davis scored a career-high 36 points, the most by a Tar Heel since Brice Johnson had 39 at Florida State on 1/4/2016.
- Davis' 36 points were the third-most ever by a Tar Heel against Wake Forest. Bobby Lewis scored 37 on 2/3/1966 and Charlie Scott scored 43 on 1/17/1970.
- Davis scored 23 points in the second half. Last year, he scored 22 of his season-high 27 points in the second half in the home win against Wake Forest.
- The 36 points were the most by an ACC player since Miami's Isaiah Wong scored 26 vs. Cornell on 12/7/2022. They were the most in an ACC game since Syracuse's Cole Swider had 36 in the Smith Center vs. UNC on 2/28/2022.
- Davis scored the most points by a Tar Heel in the Smith Center since Tyler Hansbrough scored 39 against Clemson on 2/10/2008.
- Davis' 36 points were the most by a Tar Heel guard since Wayne Ellington scored 36 vs. Clemson on 1/6/2008.
- Davis became the first Tar Heel to score 30 or more points and have zero turnovers since Justin Jackson against Kentucky on 12/17/2016 (34 and 0).
- Davis is the first Tar Heel to have at least three career 30-point games since Luke Maye had five and Coby White had three at the conclusion of the 2018-19 season.
- Davis became the first Tar Heel with multiple 30-point games in a season since Garrison Brooks had two in 2019-20.
- Davis became the first Tar Heel to score 30 or more points in the Smith Center since Brooks scored 30 against NC State on 2/25/2020.
- Davis made a career-high 14 field goals, the most by a Tar Heel since Luke Maye made 15 at Duke in 2019.
- The 14 field goals were the most by a Tar Heel guard since Joseph Forte made 15 against Flori-



HARRISON INGRAM hit three 3FGs and pulled down 17 rebounds, including seven offensive boards, in the win at Florida State. The Tar Heels rallied from eight points down in the second half, holding FSU to 27 second-half points.

da State on 2/22/2001.

- Davis hit four three pointers, marking 16 consecutive games with multiple three pointers, setting the program record for most consecutive games with two or more three pointers. Justin Jackson held the record at 15 straight games in 2016-17.
- Davis became the 22nd Tar Heel to score 1,700 career points (1,703).
- Ingram grabbed 14 rebounds, the fifth time in the last seven games he had 10 or more rebounds and the seventh time this season he had 10 or more. Carolina improved to 7-0 when Ingram has 10 or more rebounds.
- Cadeau made a season-high seven field goals and scored 14 points, his ACC season high. It was the fourth game this season he scored in double figures.
- Bacot played in his 151st career game, tying Nate Britt and Isaiah Hicks for the third-most career games in UNC history.
- It was Carolina's ninth straight win in Chapel Hill over the Demon Deacons.

GAME 20: UNC 75, @FLORIDA STATE 68

- Carolina became the first team to win 750 regular-season ACC games.
- Carolina is 9-0 in the ACC for the ninth time, and the first time since starting 11-0 in league play in 2000-01.
- Carolina won its 10th straight game for the first time since winning 11 in a row in 2016-17 (the last six games) and 2017-18 (first five games).
- The Tar Heels are 5-0 on the road in ACC play.
- This was the fifth consecutive ACC road game this season the Tar Heels held the home team under 70 points. It is the longest-such streak since 1982. From 2/11/1980 to 1/23/1982 the Tar Heels allowed fewer than 70 points in 13 consecutive ACC road games (the Tar Heels went 10-3 in those games).
- Carolina won despite tying its season high with 17 turnovers (in the loss to Kentucky). The

Seminoles scored 26 points off those turnovers, the most by an opponent this season (Kentucky scored 19).

- The Tar Heels committed 12 first-half turnovers and only five in the second.
- FSU shot 50.0 from the floor in the first half and only 36.7% in the second. The second half was the 24th time in 40 halves UNC held the opponents under 40% from the floor.
- Carolina outrebounded FSU, 41-32, the ninth straight game UNC has outrebounded the opponents (won all nine). The Tar Heels are plus 122 on the boards in the nine games.
- Carolina has led by double digits in all nine ACC games. UNC beat the Seminoles by eight points at home and seven here in Tallahassee, the only two ACC games the Tar Heels have not won by double digits.
- Carolina has allowed 70 points or fewer in 10 straight games for the first time since 2006-07.
- Carolina had a 10-0 run in the first half, the 14th time in 20 games UNC had at least one 10-0 run (UNC is 12-2 when it has a 10-0 run).
- Carolina trailed by five at the half (36-41). It is the second consecutive game (trailed Wake Forest by a point) the Tar Heels trailed after 20 minutes and won.
- UNC improved to 5-2 this season when trailing at the half.
- Davis scored a game-high 24 points. It was the 16th time he led UNC in scoring this season, 13th time he scored 20 or more points and the 10th time he was the leading scorer on both teams.
- Davis made two three-pointers, extending his school record to 17 consecutive games making multiple 3FGs.
- Davis passed four Tar Heels on the career scoring list to move up to 18th place in UNC history with 1,727 points. He broke a tie with Rick Fox (1,703), and also passed Billy Cunningham (1,709), Brice Johnson (1,716) and Rashad McCants (1,721). George Lynch is 17th with 1,747.
- Cadeau scored a season-high 16 points. He had 14 in the previous game vs. Wake Forest, marking the first time he has scored in double figures in consecutive games as a Tar Heel.
- Cadeau made a season-high eight free throws (in nine attempts).
- Ingram had 13 points, 17 rebounds (career-high seven offensive), three steals and one blocked shot. It was his sixth double-double of the season (he had five in two seasons at Stanford) and the sixth time in the last eight games he had 10 or more rebounds.
- It was Ingram's third 15-rebound game since the start of the new year. He had 15 at Pitt, 19 at NC State and 17 in Tallahassee.
- Ingram made three 3FGs, the sixth time this season he made three or more, and the first time since he made three vs. Charleston Southern on December 29.
- Ryan made three 3FGs, all in the second half. It was the fifth time he made at least three 3FGs this season.
- Bacot played in his 152nd game, tying Deon Thompson for the second most in UNC history. Leaky Black holds the record with 155.
- Bacot had four rebounds, including three defensive. He is the first Tar Heel with 1,000 career defensive rebounds (has 1,001).
- Carolina improved to 55-16 all-time against the Seminoles, including winning four straight and 13 of the last 17 games.

- UNC is 19-8 against FSU in Tallahassee, all at the Tucker Center.

GAME 21: @GEORGIA TECH 74, UNC 73

- Carolina lost for the first time in 11 games. It was also the first time in 11 games an opponent scored more than 70 points.
- It was the first road loss of the season (had won seven consecutive road games dating back to last season).
- It was the first time UNC lost to an unranked opponent when ranked in the top five (No. 3 in the AP poll) since 11/25/22, a 70-65 loss to Iowa State in Portland Ore.
- It was Carolina's first one-point loss since 2/2/2023, a 65-64 home loss to Pittsburgh.
- Carolina led by 11 points in the first half (has led by double figures in all 10 ACC games) but the game was tied at 37 at the break.
- The 11-point lead was UNC's largest in a loss this season (previous nine vs. Villanova).
- Carolina shot season lows from the floor (36.4%) and the free throw line (9 of 17, 52.9%).
- Davis scored a game-high 28 points, but it was the first time this season only one Tar Heel scored in double figures. Last time was against Miami on 1/15/2022.
- It was Davis' 14th 20-point game this season and the eighth straight time he led UNC in scoring. That matches an eight-game stretch from Villanova through Charleston Southern, which was the longest since Tyler Hansbrough led in 13 consecutive games in 2007-08.
- Davis made three 3FGs, extending his school record to 18 consecutive games with two or more three-pointers.
- Ingram had 13 rebounds, the seventh time in the last nine games he had 10 or more, and the fourth consecutive game he had 13 or more (13 at Boston College, 14 vs. Wake Forest, 17 at Florida State and 13 at Georgia Tech).
- Cadeau had five assists and was a game-high plus 12 but was whistled for five fouls in the second half and fouled out with 5:49 to play.
- Bacot had nine rebounds, passing Syracuse's Derrick Coleman (1,537) for 22nd in NCAA history.
- Bacot played in his 153rd game, second all-time in UNC history. Leaky Black (155) holds the UNC record.
- Carolina had a season-high 22 offensive rebounds and converted them into 23 second-chance points. UNC is now 12-1 this season when it has more second-chance points (23-8 vs. the Yellow Jackets).
- Carolina also lost for the first time this season when scoring more points off turnovers (now 11-1), for the third time in 17 games when it scored more fastbreak points and the first time when scoring more paint points (now 13-1).
- Carolina outrebounded Tech, 48-41. The Tar Heels had won the previous 12 times they outrebounded an opponent.
- The Yellow Jackets blocked eight shots, while UNC blocked none.
- Carolina ended the month of January 8-1.

GAME 22: @UNC 93, DUKE 84

- Bacot totaled 25 points, 10 rebounds and five assists. Bacot became the second Tar Heel and first since Charlie Scott to compile at least 25 points, 10 rebounds and five assists vs. Duke. Scott had 29-13-5 in 1970.
- Bacot recorded his fourth straight double-double against Duke and his fifth overall against the Blue Devils.
- Carolina improved to 25-24 against Duke when both teams are ranked in the AP Top 10. It is the most top-10 matchups between two teams in college basketball history (next highest is UNC-NC State with 14).
- It was Carolina's first win as a top-10 team over another top-10-team since third-ranked UNC beat No. 4 Duke on 3/9/2019.
- UNC improved to 5-2 against AP-ranked opponents this season.
- Carolina scored the most points by any team vs. Duke since the Tar Heels scored 94 in Cameron Indoor Stadium on 3/5/22.
- UNC scored the most points Duke allowed in a first half this season. Carolina's 10-point halftime lead was the largest halftime deficit the Blue Devils have faced this season.
- Carolina committed five turnovers, which equaled the fewest in a game under Hubert Davis. UNC also had five against Charleston Southern this season and at Duke on 3/5/22.
- Carolina had two players (Bacot and Davis) with five assists and committed only five turnovers as a team.
- Carolina shot 50% in a game for the fourth time this season. Carolina improved to 19-0 under Hubert Davis when it shoots 50% or better and won its 27th consecutive games when shooting 50% or better.
- UNC outscored Duke in bench points, 14-6. Carolina improved to 12-0 this season when it scored more bench points.
- Bacot passed Louisville's Wes Unseld and Detroit's Dave DeBusschere for the 20th-most rebounds in NCAA history. Bacot has 1,553 (Unseld 1,551 and DeBusschere 1,552).
- Bacot scored 20 or more points for the first time since scoring 22 against Tennessee on 11/30/23.
- Bacot was 10 for 13 from the floor. The 10 field goals tied his season high, which he made in the season opener against Radford. It was the 11th time Bacot has made 10 or more field goals.
- Bacot passed Sam Perkins and Antawn Jamison for the fifth-most field goals in UNC history.
- Ingram had a season-high 21 points, 13 rebounds, a career-high five threes and he tied his career high with four steals.
- Ingram joined George Lynch (1993 NCAA East Region final vs. Cincinnati) as the only Tar Heels ever to have at least 20 points, 13 rebounds and four steals in a game (and Lynch did not attempt a three-pointer in that game).
- Ingram joined Reggie Bullock as the only Tar Heels with five 3FGs and 13 rebounds in a game (Bullock vs. NC State in 2013). Ingram, Bullock, Brady Manek, Joseph Forte and Cole Anthony are the only Tar Heels to make five threes and have 10 or more rebounds in a game.
- It was Ingram's seventh double-double this season and the 12th of his career.
- Two Tar Heels had double-doubles for the second time this season. Bacot and Ingram also had double-doubles against Syracuse.
- Bacot and Ingram are the first pair of Tar Heels



ARMANDO BACOT became the second Tar Heel ever with 25 points, 10 rebounds and five assists in a game vs. Duke.

to score 20 points and have 10 rebounds vs. the Blue Devils.

- Ingram scored 20 or more points for the fourth time this season and the sixth time of his career.
- Ingram has 10 or more rebounds in eight of the last 10 games.
- Ingram tied his season high with eight field goals (also vs. UConn).
- Davis made two three-pointers to extend his UNC record for most consecutive games with multiple three pointers to 19.
- Davis had 17 points and five assists. UNC improved to 5-0 this season and 24-4 overall when Davis has five or more assists.
- Trimble (10 point) scored in double figures for the fifth time this season and sixth time in his career. UNC improved to 6-0 when Trimble scores in double figures.
- Carolina is 144-117 all-time against Duke. UNC has won five of the last eight games vs. the Blue Devils.
- That includes 66-39 in Chapel Hill, including 21-18 in the Smith Center.

GAME 23: CLEMSON 80, @UNC 76

- It was Carolina's first home loss in 11 games this season.
- This is the first time in series history that dates back to 1926 that each team won on the other's home court in the same season.
- Carolina lost to Clemson as an AP top-10 team for the first time since 2/18/2001.
- Carolina is 60-2 vs. the Tigers in Chapel Hill, including 29-2 in the Smith Center. The Tigers have won two of the last three games in Chapel Hill (2020 and 2024).
- Carolina did not lead in a game for the first time since losing to Duke in Chapel Hill on 2/5/22.
- UNC shot 36.9% from the floor, its second-lowest shooting percentage of the season. Carolina shot 36.4% in the loss at Georgia Tech.
- Clemson had no second-chance points in the first half and 13 in the second.
- The Tigers shot 31.4% in the second half and

39.7% for the game. It was the first time since Villanova on 11/23/24 a team shot below 40% from the floor in a win over the Tar Heels.

- Clemson made 11 three-pointers, most since Florida State made 12 in a losing effort on December 2.
- Clemson went on a 13-0 run to lead 15-2. It equaled the largest run of the season by an opponent (also 13 by Florida State on 12/2/23).
- Clemson led by nine (43-34) at the half, Carolina's largest halftime deficit of the season. The previous largest halftime deficit was six against UNI and Florida State (at home). UNC won both of those games.
- Carolina trailed by 16 in the first half, the second-largest deficit the Tar Heels have faced this season (UConn led by 17 on December 5).
- The Tar Heels shot 31.4% from the floor in the first half (11 for 35), which matched the second half at Pittsburgh on January 2 for the lowest percentage in any half this season.
- Clemson's 43 points were the most in the first half since UConn scored 44 on December 5.
- Bacot led UNC with 24 points and 13 rebounds. It was his second double-double in a row, 10th of the season and 78th of his career.
- Bacot made 10 of 11 free throws. He tied his career high for made free throws (Tennessee earlier this season).
- Bacot has scored 20 or more points in back-to-back games for the first time since doing so in the first three games this season.

- Bacot passed Penn's Ernie Peck (1,557) and Seattle's Elgin Baylor (1,559) for 18th in NCAA history with 1,566 rebounds.
- Bacot played in his 155th game, tying Leaky Black for the most games by a Tar Heel.
- Davis scored 22 points and had five assists and no turnovers. He was 5 for 12 from three. He tied his season high with five 3FGs, the seventh time in his career he made five or more in a game.
- Davis extended his UNC record with games with multiple 3FGs to 20 consecutive games.
- Davis attempted a career-high 12 three-pointers.
- Davis passed Michael Jordan for 15th in UNC scoring with 1,794 points.
- It was the second game in a row and fifth time in his career Davis had at least five assists and zero turnovers.
- Bacot and Davis both scored 20 or more points for the third time this season and 10th time overall. This was the first time UNC lost when Bacot and Davis score 20 or more points.
- Wojcik scored seven points, his most as a Tar Heel, and had a season-high six rebounds. He made his first 3FG since a go-ahead three at Clemson on January 6.
- Ingram made three 3FGs, the eighth time he made three or more as a Tar Heel.
- Carolina fell to 136-24 all-time against the Tigers.



HEAD COACH HUBERT DAVIS



• Hubert Davis is in his third season as head coach at his alma mater and his 12th season on the Tar Heel coaching staff.

• Davis, 53 (turns 54 on May 17, 2024), led the Tar Heels to the 2022 NCAA East Regional championship, a win over Duke in a historic Final Four matchup and a berth in the national championship game in his first season as a head coach. The 1992 graduate of the University of North Carolina received two National Coach-of-the-Year awards as UNC won 17 of its last 21 games and came within a few possessions of securing the program's seventh NCAA Tournament title.

• In 2022-23, Davis joined Ben Carnevale and Bill Guthridge as the only Tar Heel head coaches to win 20 or more games in each of their first two seasons. He has compiled a 49-23 record in two seasons, including 26-14 in regular-season ACC play.

• Davis was named the 20th head coach of the UNC men's basketball program on April 5, 2021. He became the fourth former Tar Heel player to become UNC's head coach and the first Black head coach in Carolina men's basketball history.

• Davis played for Dean Smith at Carolina from 1988-92 and was an assistant coach on Roy Williams' staff from 2012-21. He played a key role coaching, recruiting and scouting and was the head coach of the UNC junior varsity program for six seasons from 2013-19.

• Davis led the Tar Heels to a 29-10 record in his rookie season as head coach. UNC went 15-5 in the ACC to tie Notre Dame for second place, just a game out of first. The Tar Heels went 7-3 on the road in league play, including five straight victories at Clemson, Louisville, Virginia Tech, NC State and fourth-ranked Duke when UNC won 11 of 13 games to conclude the regular season.

• The 29 wins were the second most by an individual in his first season as Carolina's head coach and equaled the 10th most in NCAA history for a first-year head coach.

• The Tar Heels closed the regular season scoring 55 second-half points in a 94-81 win at Duke in Mike Krzyzewski's final game at Cameron Indoor Stadium.

• Carolina trailed UCLA with two minutes left in the Sweet 16 but went on an 8-0 run to beat the Bruins and overpowered Saint Peter's, 69-49, in the regional final to send the Tar Heels to a 21st Final Four.

• Davis became just the second individual to play for and serve as head coach of the same school in Final Four history; the fourth to take his team to the national championship game in his first season as a head coach; the seventh to play in and be a head coach in the Final Four; and the 10th to lead his team to the Final Four in his first season as a head coach.

• The Tar Heels defeated Duke, 81-77, in the national semifinals, the first time the two great rivals ever played in the NCAA Tournament. The game featured a dozen ties and 18 lead changes, 13 of which came in the second half.

• Davis led Carolina to wins in March and April over the No. 4 (twice), No. 9 and No. 11-ranked teams in the AP poll. He won the Big House Gaines Award (National Sports Media Association) and John McLendon Award (CollegeInsider.com) as National Coach of the Year.

• In nine seasons on the bench with Williams, the Tar Heels played in eight NCAA Tournaments, advanced to the Final Four and national

championship games in 2016 and 2017 and won the NCAA title in 2017. The Tar Heels went 228-95, including 107-60 in Atlantic Coast Conference regular-season play, winning the regular-season ACC title in 2016, 2017 and 2019 and the ACC Tournament title in 2016.

• Davis coached 15 players who have played in the NBA, including 11 first-round draft picks – Cole Anthony, Tony Bradley, Reggie Bullock, P.J. Hairston, Justin Jackson, Brice Johnson, Cameron Johnson, Walker Kessler, Nassir Little, Day'Ron Sharpe and Coby White.

• Prior to beginning his coaching career, Davis worked for seven years with ESPN as an analyst and co-host of the College GameDay program.

• Born in Winston-Salem, N.C., Davis grew up in Burke, Va., where he attended Lake Braddock High School, the same high school UNC and US Soccer star Mia Hamm attended. Davis was a high school football teammate of future Olympic hurdles gold medalist Allen Johnson.

• Davis played in 137 games as a Tar Heel from 1988-92, during which time UNC went 102-37, won the 1989 and 1991 ACC Tournaments and played in the 1991 Final Four. He scored 1,615 points, an average of 11.8 per game. He still holds the UNC record for career three-point percentage at .435 (197 of 453). He scored in double figures 80 times with 23 games scoring 20 or more points.

• Davis averaged 21.4 points and earned second-team All-ACC honors as a senior. He scored in double figures in 32 of 33 games that season, including 20 games with 20 or more points and 30 or more in four games. He netted a career-high 35 points at Duke on March 8, 1992.

• The New York Knicks selected Davis with the 20th pick in the first round of the 1992 NBA Draft. He played 12 seasons in the NBA, scoring 5,583 points, an average of 8.2 per contest. He made 728 three-point field goals and enters the 2023-24 season second in NBA history in career three-point percentage at .441.

• Davis averaged double-figure scoring in four different seasons – a career-high 11.1 with Dallas in 1997-98 and with the Knicks in 1993-94 (11.0), 1994-95 (10.0) and 1995-96 (10.7).

• He shot 40 percent or better from three-point range in eight seasons, including 1999-2000, when he led the NBA with a career-best 49.1 percent as a Maverick.

• Davis played for NBA head coaches Pat Riley, Don Nelson, Jim Clemons, Leonard Hamilton, Doug Collins, Rick Carlisle and Larry Brown. His NBA teammates included Anthony, Chauncey Billups, Ewing, Michael Finley, Richard Hamilton, Michael Jordan, Jason Kidd, Steve Nash, Dirk Nowitzki and Rivers.

• Hubert's uncle, Walter, starred at UNC from 1973-77 and was a five-time NBA All-Star. He was the NBA Rookie of the Year in 1978 with the Phoenix Suns, who retired his jersey number.

• Davis graduated from UNC in 1992 with a degree in criminal justice. He and his wife, Leslie, have three children – Elijah, Gracie and Micah.



HUBERT DAVIS' YEAR-BY-YEAR COACHING SUMMARY

| as Head Coach | | Overall | | | ACC | | ACC | ACC | NCAA | AP | Coaches |
|-------------------------------|--------|------------|-----------|-------------|------------|-----------|--------|--------------------|----------------------|------|---------|
| Year | School | W | L | Pct. | W | L | Finish | Tournament | Tournament | Poll | Poll |
| 2021-22 | UNC | 29 | 10 | .744 | 15 | 5 | T-2nd | 1-1, Semifinals | 5-1, Finals | — | 2 |
| 2022-23 | UNC | 20 | 13 | .606 | 11 | 9 | 7th | 1-1, Quarterfinals | — | — | — |
| 2023-24 | UNC | 18 | 5 | .783 | 10 | 2 | | | | 3 | 3 |
| Head Coach Totals | | 67 | 28 | .713 | 36 | 15 | | 2-2 | 5-1 | | |
| as Assistant Coach | | Overall | | | ACC | | ACC | ACC | NCAA | AP | Coaches |
| Year | School | W | L | Pct. | W | L | Finish | Tournament | Tournament | Poll | Poll |
| 2012-13 | UNC | 25 | 11 | .694 | 12 | 6 | 3rd | 2-1, Finals | 1-1, 2nd Round | — | — |
| 2013-14 | UNC | 24 | 10 | .706 | 13 | 5 | T-3rd | 0-1, Quarterfinals | 1-1, 2nd Round | 19 | 21 |
| 2014-15 | UNC | 26 | 12 | .684 | 11 | 7 | 5th | 3-1, Finals | 2-1, Sweet 16 | 15 | 12 |
| 2015-16 | UNC | 33 | 7 | .825 | 14 | 4 | 1st | 3-0, Champions | 5-1, Final Four, 2nd | 3 | 2 |
| 2016-17 | UNC | 33 | 7 | .825 | 14 | 4 | 1st | 1-1, Semifinals | 6-0, Champions | 5 | 1 |
| 2017-18 | UNC | 26 | 11 | .703 | 11 | 7 | T-3rd | 3-1, Finals | 1-1, 2nd Round | 10 | 14 |
| 2018-19 | UNC | 29 | 7 | .806 | 16 | 2 | T-1st | 1-1, Semifinals | 2-1, Sweet 16 | 3 | 9 |
| 2019-20 | UNC | 14 | 19 | .424 | 6 | 14 | T-13th | 1-1, Second Round | — | — | — |
| 2020-21 | UNC | 18 | 11 | .621 | 10 | 6 | T-5th | 2-1, Semifinals | 0-1, 1st Round | — | — |
| Assistant Coach Totals | | 228 | 95 | .706 | 107 | 55 | | 16-8 | 18-7 | | |



1 – ZAYDEN HIGH

6-9, 225, Freshman, Forward, San Antonio, Texas



X: @zaydenh1gh
Instagram: zaydenhigh

2023-24: Played in 18 games • Season-high three points at home vs. Clemson • Season-high 12 minutes vs. Lehigh and Oklahoma, 11 vs. UC Riverside and 10 vs. Charleston Southern • Grabbed three rebounds and was a plus 5 in 12 minutes vs. Oklahoma • First field goal vs. UC Riverside • Five rebounds and scored his first collegiate points against Lehigh.

Prep: Played his senior year of high school at Arizona Compass Prep in Chandler, Ariz., where he played for head coach Ed Gipson, and helped lead them to a 19-9 record • Compass advanced to the finals of the GEICO National Championships in Ft. Myers, Fla. • Most Valuable Player in the 2023 Hoop Hall Classic after Compass defeated Oak Hill Academy • Averaged 17.1 points and 9.2 rebounds over three seasons at Smithson Valley High School in Spring Beach, Texas • Averaged 21.0 points and 12.3 rebounds as a junior at Smithson Valley • Played for JL3 Elite in the Nike EYBL.

Personal: Born Michael Zayden High on 3/26/2004, in Amarillo, Texas • Son of Mike and Tawney High • His sister, Zailey, is an elite-level high school volleyball player.

| 2023-24 | FG | 3FG | FT | REB | PF | PTS | A | TO | B | S | MP |
|---------------------|-----|-----|-----|-------|----|-----|---|----|---|---|----|
| Radford | 0-0 | 0-0 | 0-0 | 0-1-1 | 2 | 0 | 0 | 1 | 0 | 0 | 8 |
| Lehigh | 0-0 | 0-0 | 2-2 | 2-3-5 | 0 | 2 | 1 | 0 | 0 | 1 | 12 |
| UC Riverside | 1-1 | 0-0 | 0-1 | 1-0-1 | 3 | 2 | 0 | 2 | 0 | 2 | 11 |
| vs. Northern Iowa | 0-1 | 0-0 | 2-2 | 0-1-1 | 3 | 2 | 0 | 0 | 0 | 0 | 4 |
| vs. Villanova | 0-0 | 0-0 | 0-0 | 0-0-0 | 0 | 0 | 0 | 0 | 1 | 0 | 2 |
| vs. Arkansas | | | | DNP | | | | | | | |
| Tennessee | 0-0 | 0-0 | 0-0 | 0-0-0 | 0 | 0 | 1 | 0 | 0 | 0 | 2 |
| Florida State | 0-0 | 0-0 | 0-0 | 1-0-1 | 0 | 0 | 0 | 1 | 0 | 0 | 2 |
| vs. UConn | | | | DNP | | | | | | | |
| vs. Kentucky | 0-0 | 0-0 | 0-0 | 0-1-1 | 1 | 0 | 0 | 0 | 0 | 0 | 2 |
| vs. Oklahoma | 0-1 | 0-0 | 0-0 | 0-3-3 | 2 | 0 | 0 | 1 | 0 | 0 | 12 |
| Charleston Southern | 0-1 | 0-1 | 0-0 | 1-1-2 | 2 | 0 | 0 | 1 | 0 | 0 | 10 |
| at Pittsburgh | | | | DNP | | | | | | | |
| at Clemson | 1-2 | 0-1 | 0-0 | 0-0-0 | 3 | 2 | 0 | 0 | 0 | 0 | 3 |
| at NC State | 1-1 | 0-0 | 0-0 | 0-0-0 | 1 | 2 | 0 | 0 | 1 | 0 | 2 |
| Syracuse | 0-4 | 0-3 | 0-0 | 0-3-3 | 2 | 0 | 1 | 1 | 0 | 0 | 8 |
| Louisville | 0-0 | 0-0 | 0-0 | 0-0-0 | 0 | 0 | 0 | 0 | 0 | 0 | 2 |
| at Boston College | 0-0 | 0-0 | 0-0 | 0-0-0 | 2 | 0 | 0 | 0 | 0 | 0 | 2 |
| Wake Forest | | | | DNP | | | | | | | |
| at Florida State | 0-0 | 0-0 | 0-0 | 0-1-1 | 0 | 0 | 0 | 2 | 0 | 0 | 2 |
| at Georgia Tech | 0-0 | 0-0 | 0-0 | 0-0-0 | 0 | 0 | 0 | 0 | 0 | 0 | 1 |
| Duke | | | | DNP | | | | | | | |
| Clemson | 1-2 | 0-1 | 1-2 | 1-1-2 | 0 | 3 | 0 | 0 | 0 | 1 | 5 |
| at Miami | | | | | | | | | | | |
| at Syracuse | | | | | | | | | | | |
| Virginia Tech | | | | | | | | | | | |
| at Virginia | | | | | | | | | | | |
| Miami | | | | | | | | | | | |
| NC State | | | | | | | | | | | |
| Notre Dame | | | | | | | | | | | |
| at Duke | | | | | | | | | | | |

| Year | GP-GS | Min. | Ave. | HIGH'S STATS | | | | | | | | Off | Def | Reb | Ave. | A | TO | B | S | Pts | Ave. |
|---------|-------|------|------|--------------|------|--------|------|-------|------|---|----|-----|-----|-----|------|---|----|----|-----|-----|------|
| | | | | FGM-A | Pct. | 3FGM-A | Pct. | FTM-A | Pct. | | | | | | | | | | | | |
| 2023-24 | 18-0 | 89 | 4.9 | 4-13 | .308 | 0-6 | .000 | 5-7 | .714 | 6 | 15 | 21 | 1.2 | 3 | 9 | 2 | 4 | 13 | 0.7 | | |



2 – ELLIOT CADEAU

6-1, 180, Freshman, Guard, West Orange, N.J.



X: @ElliotCadeau
Instagram: elllio

2023-24: Averaging 7.5 points and 3.6 assists
 • Leads UNC with 83 assists • Has a 2.4 to 1 assist/turnover ratio • In all games is seventh in the ACC in assist/TO and 12th in assists • More assists than turnovers 18 times (nine of the last 10 games) • Season-high 10 assists vs. Tennessee
 • Started the last 18 games (UNC 14-4) • Averages 8.3 points and has 64 assists and only 28 turnovers in the 18 wins (and 4.6 points with 19/7 in the five losses) • Has one or fewer turnovers 10 times • Scored in double figures five times with a

high of 16 at Florida State • Back-to-back double-figure scoring games for the first time with 14 vs. Wake Forest and 16 vs. the Seminoles.

Had four assists and only one turnover and was a plus nine, second best in the game, in the win over Duke, leading the Tar Heels to 93 points • Five assists and was a game-best plus 12 at Georgia Tech but fouled out with 5:49 to play • Game-high plus 16, game-high six assists and season-high 16 points in the win at Florida State • Season-best 8 for 9 from the line as he drew nine fouls • Was the second time (and first since Villanova) he led UNC in plus/minus • Made seven of 12 field goal attempts (both season highs) and totaled 14 points (ACC high) and had a game-high three assists vs. Wake Forest • Played 16 second-half minutes and directed an offense that shot 61.3% from the floor and scored 52 points vs. the Deacs • Game-high five assists at Boston College, his sixth game with five or more (UNC 4-2) • Season-high three steals, all in the first half, vs. Louisville • Scored seven of his 11 points at NC State in the second half and finished with six assists, the most since he had 10 against Tennessee • Played a season-high 33 minutes against the Wolfpack • Scored in double figures (13) for the second time vs. Charleston Southern • Driving layup gave UNC its first lead of the second half vs. Florida State • Had 10 assists and zero turnovers in the win over No. 10 Tennessee in a season-high 31 minutes • First Tar Heel with 10 or more assists and no turnovers since Marcus Paige in 2015 and first UNC freshman with double-digit assists since Paige in 2013 • Six first-half assists (UT had four) in helping the Tar Heels build a 61-39 lead • Joined Ed Cota (twice) and Ty Lawson as Tar Heels with 10 or more assists without a field goal • Went 5 for 8 from the line vs. the Vols (made two with 1:31 to play after UT cut the lead to six) • Averaged 8.3 points and totaled 11 assists and one turnover in the three games in the Bahamas • Made his first start against Arkansas in the final game at Atlantis • Three-pointer late in the first half ended a 12-1 Razorback run • Made 5 of 9 field goals and scored a season-high 15 points vs. Northern Iowa • Five points and six assists in his debut vs. Radford • The six assists were the most by a freshman in the season opener since 2006 • Voted ACC Preseason Rookie of the Year by the ACC media.

Prep: Came to UNC after his junior year of high school at the Link Academy in Branson, Mo., where he played alongside 2023 signee James Brown for Coach Bill Armstrong • Link won the GEICO Nationals championship in Ft. Myers, Fla., behind his tournament-record 29 assists in three games • Played UNC teammate Zayden High's team in the finals • Second-team Max Preps All-America in 2023 after averaging 10.9 points and 7.6 assists in leading Link to a 27-1 record • Scored 16 points in the finals as Link won the Bass Pro Shops Tournament of Champions in Springfield, Mo. • Previously attended Bergen Catholic High School in Oradell, N.J., where he played for Coach Billy Armstrong • Did not play his sophomore year of high school due to an ankle injury • Played for New Heights (N.Y.) Lightning and averaged 15.7 points and 9.3 assists over the 17-game 2023 EYBL schedule • Was the offensive MVP in Dallas in the third EYBL session • Made the EYBL All-Underclassmen team in 2021, the EYBL third team in 2022 • 2020 Max Preps Freshman All-America • Plays for Sweden's national team • Was promoted to the senior team late in 2021 and made

| 2023-24 | FG | 3FG | FT | REB | PF | PTS | A | TO | B | S | MP |
|---------------------|------|-----|-----|-------|----|-----|----|----|---|---|----|
| Radford | 2-6 | 0-1 | 1-3 | 1-1-2 | 2 | 5 | 6 | 2 | 0 | 0 | 20 |
| Lehigh | 3-8 | 0-3 | 1-2 | 0-2-2 | 0 | 7 | 0 | 2 | 0 | 1 | 21 |
| UC Riverside | 3-4 | 0-0 | 2-3 | 0-0-0 | 1 | 8 | 2 | 4 | 0 | 0 | 23 |
| vs. Northern Iowa | 5-9 | 1-4 | 4-5 | 0-2-2 | 0 | 15 | 3 | 0 | 1 | 0 | 23 |
| vs. Villanova | 1-4 | 1-1 | 0-2 | 0-0-0 | 5 | 3 | 5 | 0 | 0 | 0 | 17 |
| vs. Arkansas | 2-4 | 1-1 | 2-4 | 1-1-2 | 5 | 7 | 3 | 1 | 0 | 0 | 26 |
| Tennessee | 0-5 | 0-1 | 5-8 | 1-1-2 | 3 | 5 | 10 | 0 | 0 | 1 | 31 |
| Florida State | 3-5 | 0-1 | 1-2 | 1-2-3 | 3 | 7 | 3 | 1 | 0 | 1 | 27 |
| vs. UConn | 3-4 | 0-0 | 1-2 | 0-1-1 | 0 | 7 | 5 | 2 | 0 | 1 | 27 |
| vs. Kentucky | 1-2 | 0-0 | 1-2 | 0-1-1 | 4 | 3 | 3 | 2 | 0 | 0 | 18 |
| vs. Oklahoma | 2-7 | 0-1 | 3-4 | 1-1-2 | 3 | 7 | 1 | 2 | 0 | 1 | 20 |
| Charleston Southern | 5-9 | 1-2 | 2-2 | 2-2-4 | 0 | 13 | 3 | 1 | 0 | 1 | 21 |
| at Pittsburgh | 2-2 | 0-0 | 0-1 | 0-0-0 | 4 | 4 | 2 | 2 | 0 | 0 | 15 |
| at Clemson | 1-4 | 0-2 | 2-2 | 1-0-1 | 3 | 4 | 1 | 0 | 0 | 0 | 18 |
| at NC State | 4-8 | 0-0 | 3-4 | 0-1-1 | 1 | 11 | 6 | 2 | 0 | 1 | 33 |
| Syracuse | 3-7 | 0-2 | 0-1 | 1-1-2 | 0 | 6 | 3 | 2 | 1 | 0 | 23 |
| Louisville | 2-4 | 0-1 | 1-2 | 1-1-2 | 1 | 5 | 3 | 2 | 0 | 3 | 25 |
| at Boston College | 3-7 | 0-0 | 2-4 | 0-2-2 | 3 | 8 | 5 | 2 | 0 | 0 | 28 |
| Wake Forest | 7-12 | 0-0 | 0-1 | 0-3-3 | 1 | 14 | 3 | 1 | 0 | 1 | 28 |
| at Florida State | 4-12 | 0-1 | 8-9 | 1-1-2 | 3 | 16 | 6 | 3 | 0 | 0 | 28 |
| at Georgia Tech | 2-7 | 0-1 | 1-1 | 0-2-2 | 5 | 5 | 5 | 1 | 0 | 1 | 21 |
| Duke | 1-9 | 0-4 | 5-7 | 2-0-2 | 3 | 7 | 4 | 1 | 0 | 0 | 23 |
| Clemson | 2-6 | 0-0 | 1-1 | 0-4-4 | 3 | 5 | 1 | 2 | 0 | 1 | 20 |
| at Miami | | | | | | | | | | | |
| at Syracuse | | | | | | | | | | | |
| Virginia Tech | | | | | | | | | | | |
| at Virginia | | | | | | | | | | | |
| Miami | | | | | | | | | | | |
| NC State | | | | | | | | | | | |
| Notre Dame | | | | | | | | | | | |
| at Duke | | | | | | | | | | | |

his debut vs. in 2023 vs. Germany in a World Cup qualifier • Won gold medals with the Swedish U-16 national team in the 2020 Baltic Sea Basketball Cup in Estonia, in 2021 at the U-18 Nordic Championship and in 2022 at the FIBA U-18 European Championship B Division in Romania, where he scored 36 points in the championship game • In 2022, he scored 40 points in a game and was the MVP at the U-18 Nordic Championship, where Sweden placed fourth.

Personal: Born Elliot Valentin Cadeau on Sept. 4, 2004, in Brooklyn • Son of James and Michelle Cadeau • Member of the academic honor roll • Speaks Swedish • His brother, Justin, plays tennis at Howard.

| Year | GP-GS | Min. | Ave. | CADEAU'S STATS | | | | | | | | Off | Def | Reb | Ave. | A | TO | B | S | Pts | Ave. |
|---------|-------|------|------|----------------|------|--------|------|-------|------|----|----|-----|-----|-----|------|---|----|-----|-----|-----|------|
| | | | | FGM-A | Pct. | 3FGM-A | Pct. | FTM-A | Pct. | | | | | | | | | | | | |
| 2023-24 | 23-18 | 533 | 23.2 | 61-145 | .421 | 4-25 | .160 | 46-72 | .639 | 13 | 29 | 42 | 1.8 | 83 | 35 | 2 | 13 | 172 | 7.5 | | |



3 – CORMAC RYAN

6-5, 195, Grad Student, Guard, New York, N.Y.



Instagram: cormac_ryan5

Career: Team captain at Notre Dame in each of the previous three seasons • One of three Irish players to serve as captain in three seasons • Has scored 1,402 points and made 247 three-pointers in 138 games over five seasons • Made 108 career starts • Played three years at the Milton Academy in Massachusetts before beginning his collegiate career at Stanford in 2018-19 (scored 14 points at UNC that season) • Transferred to Notre Dame, where he red-shirted in 2019-20 and then scored 964 points (10.5 per game) for the Irish from 2020-23 • Scored his 1,000th collegiate point on

1/21/23 against Boston College • Has scored in double figures 69 times with 20 or more points seven times • Career-high 29 points vs. Alabama in the first round of the 2022 NCAA Tournament • Scored 28 points in a 2021 win at Duke • An 81.8% shooter from the free throw line and made 34.1% from three • Made a three in 110 of 137 games, multiple threes 69 times and five or more in nine games • Two-time Academic All-ACC honoree • First name pronounced CORE-mack.

2023-24: Second on the team in free throw shooting (career-high 87.3%), third on the team in three-pointers (35) and fourth in scoring (10.4) • Made a three in 16 of his 22 games and multiple 3FGs 12 times (UNC 9-3) • Season-high four threes twice (Kentucky and Louisville) • Scored in double figures 12 times (UNC 10-2) with a high of 20 against Kentucky.

Hit a pair of threes and had two big steals vs. Duke • Made all three of his 3FGs early in the second half at Florida State, the first two helped erase an eight-point deficit (FSU's largest lead of the game) and the third gave UNC a 10-point lead • Was the fifth time this year he made three or more • Tied his season-high with four 3FGs, all in the first half, against Louisville • Scored all 10 of his points in the first half, led UNC with four assists and played outstanding defense in the win at No. 16 Clemson • Season-high seven rebounds vs. Oklahoma and Pittsburgh • Season highs against Kentucky with four 3FGs, eight field goals and 20 points • Was the 19th time in his career he made at least four 3FGs • Came off the bench for the first time this year and scored 15 points vs. Tennessee (two 3FGs and 7 for 7 FTs) • Did not play vs. Arkansas on November 24 after spraining his right ankle in the final seconds against Villanova • Was his first missed game since the 2020-21 season at Notre Dame • Scored 33 points (16.5 ppg) in two games in the Bahamas • Made three 3FGs in opening minutes of the second half in the win over Northern Iowa • Scored 18 points vs. Villanova, including a three-pointer with 33 seconds to play that tied the game, which went to overtime • Hit three 3FGs and scored 13 points in his Tar Heel debut vs. Radford.

| 2023-24 | FG | 3FG | FT | REB | PF | PTS | A | TO | B | S | MP |
|----------------------|-----------------|------|-----|-------|----|-----|---|----|---|---|----|
| Radford• | 3-8 | 3-7 | 4-4 | 0-3-3 | 0 | 13 | 3 | 0 | 0 | 1 | 31 |
| Lehigh• | 2-7 | 0-3 | 2-2 | 0-2-2 | 1 | 6 | 3 | 1 | 0 | 1 | 25 |
| UC Riverside• | 1-6 | 0-4 | 0-0 | 0-3-3 | 2 | 2 | 3 | 1 | 1 | 2 | 22 |
| vs. Northern Iowa• | 3-12 | 3-8 | 6-6 | 0-4-4 | 1 | 15 | 2 | 1 | 3 | 1 | 28 |
| vs. Villanova• | 7-12 | 2-6 | 2-3 | 1-2-3 | 3 | 18 | 1 | 3 | 0 | 1 | 38 |
| vs. Arkansas | DNP right ankle | | | | | | | | | | |
| Tennessee | 3-9 | 2-6 | 7-7 | 1-1-2 | 5 | 15 | 1 | 1 | 0 | 0 | 24 |
| Florida State• | 2-9 | 2-7 | 2-3 | 0-6-6 | 1 | 8 | 1 | 3 | 0 | 2 | 32 |
| vs. UConn• | 3-10 | 0-6 | 0-0 | 0-0-0 | 2 | 6 | 0 | 1 | 0 | 0 | 24 |
| vs. Kentucky• | 8-12 | 4-7 | 0-0 | 0-4-4 | 1 | 20 | 0 | 2 | 0 | 1 | 33 |
| vs. Oklahoma• | 4-10 | 1-5 | 4-5 | 0-7-7 | 1 | 13 | 0 | 1 | 0 | 2 | 36 |
| Charleston Southern• | 3-7 | 1-3 | 0-0 | 0-3-3 | 2 | 7 | 1 | 0 | 2 | 1 | 23 |
| at Pittsburgh• | 3-9 | 0-2 | 4-4 | 1-6-7 | 4 | 10 | 0 | 0 | 0 | 2 | 32 |
| at Clemson• | 4-8 | 2-6 | 0-0 | 1-1-2 | 0 | 10 | 4 | 3 | 0 | 1 | 29 |
| at NC State• | 3-9 | 2-6 | 0-0 | 1-2-3 | 1 | 8 | 0 | 1 | 0 | 0 | 30 |
| Syracuse• | 2-5 | 0-3 | 5-6 | 1-1-2 | 1 | 9 | 2 | 1 | 0 | 1 | 24 |
| Louisville• | 5-10 | 4-7 | 0-0 | 0-2-2 | 4 | 14 | 0 | 0 | 0 | 0 | 28 |
| at Boston College• | 4-11 | 0-4 | 6-6 | 2-1-3 | 4 | 14 | 1 | 1 | 1 | 1 | 33 |
| Wake Forest• | 3-8 | 1-2 | 4-4 | 1-2-3 | 2 | 11 | 1 | 0 | 2 | 0 | 29 |
| at Florida State• | 3-9 | 3-9 | 1-2 | 3-2-5 | 4 | 10 | 0 | 1 | 0 | 0 | 31 |
| at Georgia Tech• | 3-14 | 3-10 | 0-0 | 1-1-2 | 1 | 9 | 1 | 2 | 0 | 1 | 34 |
| Duke• | 3-7 | 2-5 | 1-3 | 0-3-3 | 3 | 9 | 2 | 1 | 1 | 2 | 32 |
| Clemson• | 1-10 | 0-6 | 0-0 | 0-2-2 | 2 | 2 | 4 | 0 | 0 | 0 | 30 |
| at Miami | | | | | | | | | | | |
| at Syracuse | | | | | | | | | | | |
| Virginia Tech | | | | | | | | | | | |
| at Virginia | | | | | | | | | | | |
| Miami | | | | | | | | | | | |
| NC State | | | | | | | | | | | |
| Notre Dame | | | | | | | | | | | |
| at Duke | | | | | | | | | | | |

2022-23 at Notre Dame: Averaged a career-best 12.3 points (19.0 in the last three games and 14.1 in the last 13), scoring in double figures 21 times, including 11 of the last 13 games • Made a career-high 63 three-pointers (2.0 per game) • Career highs in assists (79), blocks (13) and steals (41) • Made 6 of 7 from three-point range and scored a season-high 23 in Notre Dame's 70-52 win at Michigan State • Scored 20 points in head coach Mike Brey's final home game in an upset win over No. 25 Pittsburgh • Season-high six three-pointers at Michigan State and five at NC State and at home vs. Virginia Tech • Career-high eight assists vs. Louisville • Shot a career-high 82.7% from the free throw line • Had 14 points, seven rebounds, three assists and two steals vs. UNC.

2021-22 at Notre Dame: Averaged 9.2 points • Shot a career-best 40.4% from three-point range (57 of 140) • Helped lead Notre Dame to the second round of the NCAA Tournament • Scored in double figures 14 times, including three of the Irish's four postseason games • Career-high 29 points, most ever by a Brey player in an NCAA Tournament game, in the first-round win over No. 6-seed Alabama • Career-best 10 of 13 from the floor, including 7 of 9 from three, vs. the Tide • The seven three-pointers are the NCAA Tournament-record by a Notre Dame player • Scored 16 points in a career-high 46 minutes in double-overtime win over Rutgers in the NCAA First Four.

| RYAN'S STATS AT STANFORD | | | | | | | | | | | | | | | | | | | |
|--------------------------------|--------------|-------------|-------------|----------------|-------------|----------------|-------------|----------------|-------------|-----------|------------|------------|------------|------------|------------|-----------|-----------|------------|-------------|
| Year | GP-GS | Min. | Ave. | FGM-A | Pct. | 3FGM-A | Pct. | FTM-A | Pct. | Off | Def | Reb | Ave. | A | TO | B | S | Pts | Ave. |
| 2018-19 | 24-17 | 685 | 28.5 | 66-198 | .333 | 49-155 | .316 | 28-38 | .737 | 8 | 75 | 83 | 3.5 | 45 | 38 | 4 | 24 | 209 | 8.7 |
| RYAN'S STATS AT NOTRE DAME | | | | | | | | | | | | | | | | | | | |
| Years | GP-GS | Min. | Ave. | FGM-A | Pct. | 3FGM-A | Pct. | FTM-A | Pct. | Off | Def | Reb | Ave. | A | TO | B | S | Pts | Ave. |
| 2020-21 | 25-16 | 737 | 29.5 | 84-217 | .387 | 43-125 | .344 | 37-45 | .822 | 22 | 89 | 111 | 4.4 | 63 | 42 | 9 | 26 | 248 | 9.9 |
| 2021-22 | 35-22 | 1048 | 30.0 | 108-238 | .454 | 57-140 | .407 | 50-62 | .806 | 24 | 143 | 167 | 4.8 | 65 | 38 | 7 | 31 | 323 | 9.2 |
| 2022-23 | 32-32 | 1084 | 33.9 | 134-328 | .409 | 63-183 | .344 | 62-75 | .827 | 22 | 106 | 128 | 4.0 | 79 | 48 | 13 | 41 | 393 | 12.3 |
| Totals | 92-70 | 2870 | 31.2 | 326-783 | .416 | 163-448 | .364 | 149-182 | .819 | 68 | 338 | 406 | 4.4 | 207 | 128 | 29 | 98 | 964 | 10.5 |
| RYAN'S STATS AT CAROLINA | | | | | | | | | | | | | | | | | | | |
| Years | GP-GS | Min. | Ave. | FGM-A | Pct. | 3FGM-A | Pct. | FTM-A | Pct. | Off | Def | Reb | Ave. | A | TO | B | S | Pts | Ave. |
| 2023-24 | 22-21 | 648 | 29.5 | 72-202 | .361 | 35-121 | .289 | 48-55 | .873 | 13 | 58 | 71 | 3.2 | 30 | 24 | 10 | 20 | 229 | 10.4 |
| RYAN'S FIVE-YEAR COLLEGE STATS | | | | | | | | | | | | | | | | | | | |
| Totals | GP-GS | Min. | Ave. | FGM-A | Pct. | 3FGM-A | Pct. | FTM-A | Pct. | Off | Def | Reb | Ave. | A | TO | B | S | Pts | Ave. |
| | 138-108 | 4203 | 30.5 | 465-1183 | .393 | 247-724 | .341 | 225-275 | .818 | 89 | 471 | 560 | 4.1 | 282 | 190 | 43 | 142 | 1402 | 10.2 |



4 – RJ DAVIS

6-0, 180, Senior, Guard, White Plains, N.Y.



X: @ariidavis_ Instagram: ariidavis_

2023-24 Honors

- Mid-season first-team All-America (The Athletic)
- Three-time ACC Player of the Week (Atlantis, Oklahoma and Wake Forest/at Florida State) and three-time National Player of the Week
- USBWA National Player of the Week (Oklahoma)
- Naismith, NCAA.com and Dick Vitale National Player of the Week (Charleston Southern)
- AP, USBWA, NCAA.com, Dick Vitale and Lute Olson National Player of the Week (Wake Forest/at Florida State)

2022-23 Honors

- UNC's Co-Most Valuable Player
- Honorable mention All-ACC, Academic All-ACC

Career: UNC's all-time leader in free throw percentage (86.2%) and is fourth in three-pointers (231), 15th in scoring (1,794) and 20th in assists (384) • Made 104 starts • Scored his 1,000th point in his 83rd game on 1/4/23 vs. Wake Forest • Scored in double figures 93 times (UNC 64-29), 20 or more 27 times (UNC 20-7) and 30 or more three times (UNC 3-0) • Made multiple three-pointers 68 times (UNC 51-17) with a high of six vs. Brown as a sophomore • Made four or more 3FGs 21 times and five or more six times • Holds the UNC record for consecutive games with multiple 3FGs (currently 20 straight games, surpassing Justin Jackson, who did it 15 straight in 2016-17) • Led UNC in scoring 36 times and assists 52 times • Carolina's all-time leader in free throw percentage and is ninth in ACC history • Has two of the five-longest consecutive made free throw streaks in UNC history – tied Jeff Lebo's record of 41 in the Kentucky game on 12/16/23 and also had a streak of 39 over the last five games in 2021-22 and first four games in 2022-23 • Only Tar Heel with at least 10 assists in one NCAA Tournament game and 30 points in the next (12 assists vs. Marquette and 30 points vs. Baylor in the 2022 first and second round games) • Career highs include 36 points vs. Wake Forest (1/22/24), 12 rebounds vs. Kansas in the 2022 NCAA championship game and 12 assists vs. Marquette • One of four Tar Heels with career highs of at least 30 points, 10 rebounds and 10 assists (with Larry Miller, Walter Davis and Steve Bucknall) • Has the second-highest free throw percentage in UNC history in NCAA Tournament play (93.5%) • Five career doubles-doubles (four in points/rebounds and one in points/assists).

2023-24: Mid-season first-team All-America by The Athletic • Made the 20-player watch list on January 30 for the John Wooden National Player of the Year Award • One of 10 on late-season watch list for the Jerry West Award (top shooting guard) • Has won National Player-of-the-Week honors from various organizations three times (Oklahoma, Charleston Southern and Wake Forest/Florida State) • First Tar Heel guard to win multiple ACC Player-of-the-Week honors in a season since Joel Berry II won four times in 2016-17.

Leads the ACC in scoring in all games (career-high 21.3) and conference games (21.5) • Second in the ACC in free throw percentage (90.0%) and 3FGs per game (3.0) • Career-high shooting percentages from the floor (tied at 43.8%), three-pointers (41.2%) and free throws • Free throw percentage is the fifth highest in a season in ACC history • Made 41 straight free throws from 11/23-12/16, which tied the UNC record (ended on his ninth and final attempt vs. Kentucky) • Also leads UNC in three-pointers (70) and plus/minus (+276) and is second in assists (80), three-point percentage and steals (29) • On pace to set the UNC single-season record for

| 2023-24 | FG | 3FG | FT | REB | PF | PTS | A | TO | B | S | MP |
|----------------------|-------|------|-------|-------|----|-----|----|----|---|---|----|
| Radford• | 6-14 | 1-5 | 0-0 | 0-3-3 | 1 | 13 | 2 | 2 | 0 | 1 | 28 |
| Lehigh• | 8-14 | 3-6 | 3-3 | 1-3-4 | 0 | 22 | 1 | 3 | 0 | 3 | 29 |
| UC Riverside• | 3-11 | 1-7 | 1-1 | 0-3-3 | 1 | 8 | 4 | 0 | 0 | 0 | 28 |
| vs. Northern Iowa• | 4-11 | 3-7 | 2-3 | 1-0-1 | 1 | 13 | 4 | 3 | 0 | 0 | 31 |
| vs. Villanova• | 8-22 | 2-8 | 5-6 | 0-5-5 | 2 | 23 | 3 | 2 | 0 | 0 | 41 |
| vs. Arkansas• | 9-18 | 2-5 | 10-10 | 0-2-2 | 3 | 30 | 2 | 1 | 0 | 1 | 35 |
| Tennessee• | 8-17 | 5-11 | 6-6 | 0-4-4 | 0 | 27 | 2 | 0 | 0 | 0 | 38 |
| Florida State• | 8-17 | 3-9 | 8-8 | 0-3-3 | 1 | 27 | 5 | 2 | 0 | 2 | 38 |
| vs. UConn• | 8-17 | 4-8 | 6-6 | 0-4-4 | 2 | 26 | 1 | 1 | 0 | 1 | 38 |
| vs. Kentucky• | 8-18 | 3-9 | 8-9 | 2-5-7 | 3 | 27 | 4 | 5 | 0 | 0 | 38 |
| vs. Oklahoma• | 7-18 | 5-9 | 4-4 | 1-3-4 | 3 | 23 | 5 | 0 | 0 | 3 | 35 |
| Charleston Southern• | 7-13 | 3-6 | 3-3 | 0-1-1 | 0 | 20 | 10 | 0 | 0 | 5 | 26 |
| at Pittsburgh• | 6-16 | 3-6 | 0-0 | 0-3-3 | 1 | 15 | 4 | 3 | 0 | 1 | 37 |
| at Clemson• | 5-13 | 2-5 | 2-2 | 0-4-4 | 0 | 14 | 3 | 1 | 0 | 1 | 35 |
| at NC State• | 6-19 | 4-10 | 0-0 | 0-4-4 | 1 | 16 | 1 | 2 | 0 | 1 | 35 |
| Syracuse• | 7-12 | 4-6 | 4-4 | 1-1-2 | 2 | 22 | 2 | 1 | 0 | 5 | 27 |
| Louisville• | 6-12 | 4-7 | 5-5 | 1-5-6 | 2 | 21 | 6 | 1 | 0 | 2 | 36 |
| at Boston College• | 5-14 | 2-7 | 4-5 | 2-4-6 | 2 | 16 | 4 | 1 | 0 | 0 | 35 |
| Wake Forest• | 14-23 | 4-8 | 4-5 | 0-4-4 | 2 | 36 | 2 | 0 | 0 | 0 | 37 |
| at Florida State• | 9-18 | 2-8 | 4-5 | 0-3-3 | 3 | 24 | 1 | 4 | 0 | 1 | 35 |
| at Georgia Tech• | 11-24 | 3-8 | 3-4 | 2-3-5 | 2 | 28 | 4 | 2 | 0 | 1 | 36 |
| Duke• | 5-14 | 2-3 | 5-6 | 0-2-2 | 1 | 17 | 5 | 0 | 0 | 1 | 38 |
| Clemson• | 7-22 | 5-12 | 3-5 | 0-4-4 | 3 | 22 | 5 | 0 | 1 | 0 | 38 |
| at Miami | | | | | | | | | | | |
| at Syracuse | | | | | | | | | | | |
| Virginia Tech | | | | | | | | | | | |
| at Virginia | | | | | | | | | | | |
| Miami | | | | | | | | | | | |
| NC State | | | | | | | | | | | |
| Notre Dame | | | | | | | | | | | |
| at Duke | | | | | | | | | | | |

threes per game • Made a three in all 23 games, including multiple threes 21 times with highs of five vs. Tennessee, Oklahoma and Clemson • Has led (or co-led) UNC in scoring 17 times and led (or co-led) both teams 11 times • Averaging 20.2 points in 18 wins and 25.2 in the five losses • Is eighth in the ACC in assist/turnover (2.4) and 13th in assists (3.5).

Scored 20 or more points 15 times, most by a Tar Heel in a season since Jackson's 19 (in 40 games) in 2016-17 • Became the first Tar Heel to score 20 or more in eight straight games (Villanova through Charleston Southern) since Tyler Hansbrough in 2008-09 and the first to lead UNC in eight straight since Hansbrough (13 games in a row in 2007-08) • Also led in scoright eight straight games from Clemson through Georgia Tech • Became the first Tar Heel since Charlie Scott in 1970 and fourth all-time to score 26 or more points in five straight games (30 vs. Arkansas, 27 vs. Tennessee, 27 vs. FSU, 26 vs. UConn and 27 vs. Kentucky).

2023-24 Game Highlights: Loss to Clemson was the third time this season he scored at least 20 points (22), had five assists and no turnovers, but the first time in a loss • Scored 13 of his 17 points in the second half vs. Duke and had five assists and no turnovers • Career-high 24 field goal attempts and had 28 points and four assists in the loss at Georgia Tech • Was his 14th 20-point game (UNC 10-4) • Scored 14 of his game-high 24 points in the second half at Florida State, including a twisting shot in the lane with 44 seconds to play to give UNC a four-point lead • Career-high 36 points (14-23 FG, 4-8 3FG, 4-5 FT) vs. Wake Forest • Most points by a Tar Heel since Brice Johnson's 39 at FSU in 2016, by a Tar Heel guard since Wayne Ellington at Clemson in 2008, by a Tar Heel in the Smith Center since Tyler Hansbrough vs. Clemson in 2008 and by an ACC player since Miami's Isaiah Wong in 2022 • Career-high 14 field goals, most by a Tar Heel since Luke Maye made 15 at Duke in 2019, and most by a Tar Heel guard since Joseph Forte made 14 vs. FSU in 2001 • Scored

| Year | GP-GS | Min. | Ave. | FGM-A | | Pct. | 3FGM-A | | Pct. | FTM-A | Pct. | Off | Def | Reb | Ave. | A | TO | B | S | Pts | Ave. |
|---------------|----------------|-------------|-------------|-----------------|-------------|----------------|-------------|----------------|-------------|-----------|------------|------------|------------|------------|------------|-----------|------------|-------------|-------------|-----|------|
| | | | | | | | | | | | | | | | | | | | | | |
| 2020-21 | 29-10 | 644 | 22.2 | 79-226 | .350 | 32-99 | .323 | 55-67 | .821 | 12 | 54 | 66 | 2.3 | 56 | 54 | 2 | 19 | 245 | 8.4 | | |
| 2021-22 | 39-39 | 1321 | 33.9 | 178-419 | .425 | 66-180 | .367 | 105-126 | .833 | 22 | 144 | 166 | 4.3 | 142 | 74 | 8 | 40 | 527 | 13.5 | | |
| 2022-23 | 33-32 | 1153 | 35.0 | 179-409 | .438 | 63-174 | .362 | 111-126 | .881 | 20 | 147 | 167 | 5.1 | 106 | 62 | 2 | 36 | 532 | 16.1 | | |
| 2023-24 | 23-23 | 792 | 34.4 | 165-377 | .438 | 70-170 | .412 | 90-100 | .900 | 11 | 73 | 84 | 3.7 | 80 | 34 | 1 | 29 | 490 | 21.3 | | |
| Totals | 124-104 | 3911 | 31.5 | 601-1431 | .420 | 231-623 | .371 | 361-419 | .862 | 65 | 418 | 483 | 3.9 | 384 | 224 | 13 | 124 | 1794 | 14.5 | | |

RJ Davis 2022-23: Carolina's Co-Most Valuable Player with Armando Bacot • Honorable mention All-ACC and second-team All-ACC Tournament • Academic All-ACC team • Led the ACC in free throw shooting (.881) and was 10th in scoring (career-high 16.1) • Was 23rd nationally in free throw percentage • Shot the third-highest free throw percentage in a season by a Tar Heel • Also led UNC in assists (106), three-point percentage (.362) and plus/minus (+190), was second in scoring, three-pointers (63) and steals (36) • Scored in double figures 29 times • UNC was 5-2 when he scored 20 or more • Season-high 27 points and five threes in home win vs. Wake Forest • Made multiple threes 18 times (UNC 13-5) • UNC went 6-3 when he made three or more 3FGs • Season-high five assists nine times (UNC 7-2) • Had more assists than turnovers in 18 of the last 23 games • Career-best 5.1 rebounds (eight or more seven times, including 10 vs. Gardner-Webb, Georgia Tech and Virginia) • Made 38 for 72 (.528) from the floor in his last six games and 16 of 31 (.516) from three over his last five games • Averaged 21.0 points, made 15 of 26 FGs (.577) and 8 of 14 threes (.571) in two ACC Tournament games.



2022-23 Game Highlights: Game-high 24 points (8-14 FG, 4-8 3FG) in the ACC quarterfinal loss to Virginia • Hit three 3FGs and scored 17 at home vs. Duke • Tied the game at 43 with a three, gave UNC a 46-45 lead with another three and a 55-54 lead with a 17-foot jumper • Game-high 19 points and four assists at Florida State • Ended FSU's 9-0 run with a floater in the lane with 2:21 to play that gave UNC a six-point lead and hit a jumper with 51 seconds left to up the lead to eight • Sparked the early second-half comeback at Notre Dame with two quick steals, a driving layup and assist and made the shot of the game with 49 seconds to play to give UNC a 59-56 lead • Took a charge, which was ruled a flagrant foul, with 10 seconds to play to secure the win at Syracuse • Became first Tar Heel ever to score 24 or more points on fewer than nine field goal attempts when he went 14 for 14 from the free throw line and scored a game-high 26 points vs. NC State • Tied the third-best free throw performance in UNC history • Scored 22 of his season-high 27 points in the second half vs. Wake Forest, including nine of UNC's first 13 points to begin the half • On three straight possessions after the Deacs took their final lead of the game, Davis had a steal that led to UNC's go-ahead basket, an assist on a Bacot basket and a three-pointer to give the Tar Heels a six-point lead • Made four threes, tied his season high with five assists and scored 19 points vs. Michigan • Had 21 points, eight boards and four assists vs. Ohio State.

2021-22: UNC's Co-Most Improved Player with Caleb Love (Danny Green Award) • Named to CoSIDA Academic All-District 3 team • Started every game and averaged 13.5 points and 3.6 assists • Led the team with 142 assists and 40 steals, was second free throw percentage (.833) and three-point percentage (.367), third in three-pointers (66) and fourth in scoring • Averaged 14.7 points over a team-high 37.7 minutes per game, had 30 assists/12 turnovers and made 29 for 31 from the free throw line in the NCAA Tournament • The 30 assists and 5.0 assists per game are the second most by a Tar Heel in a six-game NCAA Tournament series • UNC was 15-4 when he scored 15 or more points • Eighth in the ACC in assist/turnover ratio (1.9) and ninth in assists • Scored in double figures 28 times • Scored 15 or more points in 13 of 20 ACC games • Shot 44.8% from the floor, 40.3% from three and had 116 assists/50 turnovers in UNC's wins • Led UNC in scoring four times, assists 16 times and plus/minus 10 times • Made multiple threes 19 times (UNC 15-4), including six vs. Brown and five vs. Syracuse and Baylor • Played the entire game three times (45 minutes vs. Baylor and 40 at Duke and vs. Kansas).

2021-22 Game Highlights: Career-high 12 rebounds (six offensive) and first career double-double with 15 points to share team scoring honors with Armando Bacot in the national championship game vs. Kansas • Scored 11 first-half points as UNC built a 40-25 halftime lead over the Jayhawks • Scored 14 of his 18 points in the first half and had four assists and just one turnover in 36 minutes in the national semifinal win over Duke • Career-high 30 points, six assists and five rebounds vs. Baylor • The 13th Tar Heel to score 30 points in an NCAA game • Hit four threes and

scored 17 points in the first half to help UNC build a 13-point halftime lead • Three-point play with 1:18 left in overtime gave UNC a 91-85 lead • First Tar Heel to play all 45 minutes of an overtime game in at least 50 years • Career-high 12 assists and only one turnover in first round win over Marquette • Most assists by a Tar Heel all season, most since Kendall Marshall had 12 vs. Maryland in the 2012 ACC Tournament and equaled the second-most by a Tar Heel in an NCAA Tournament game.

Played all 40 minutes in the win at No. 4 Duke, directing an offense that scored 94 points (55 in the second half) • Scored 21 points on 9 of 16 from the floor and had four assists and two steals • Became one of three Tar Heels ever to play 40 or more minutes at Duke, score 20 points and have two or fewer turnovers (with Donald Williams in 1995 and Brady Manek) • Led UNC with 11 points in the first half, including a three at the buzzer which cut Duke's lead to two • Coast-to-coast drive and layup tied the game for the final time at 61 • Scored five straight points to stretch the lead to six with 4:29 to play and set up Manek for a corner three to make it 79-71 • Five threes,

five assists and 17 points, including a three that gave UNC an eight-point lead in OT in win over Syracuse • Game-high 23 points and five assists at Georgia Tech • Earned all-tournament honors at the Hall of Fame Tipoff after averaging 16.0 points vs. Purdue and Tennessee • Career-high six threes and 26 points in 94-87 win over Brown.

2020-21: Academic All-ACC team honoree • Fifth on the team in scoring at 8.4 points per game • Averaged 10.3 ppg over the last eight games • Scored in double figures 14 times with a high of 19 vs. Virginia Tech in the ACC quarterfinals • Led UNC in scoring three times (UNLV, at Florida State, Virginia Tech) • Third on the team in three-pointers with 32 • Made multiple 3FGs 10 times with a high of four vs. Virginia Tech • Season-high eight assists at Iowa • Led the team in free throw percentage among those with 50 or more attempts (.821) • Converted a team-high 84.4 percent from the FT line in the 18 wins • Made 36 of his last 41 from the free throw line (.878) • Was 11th in the ACC in free throw percentage in league play • Won Carolina's defensive player of the game award against Wake Forest, at Pittsburgh, at Syracuse and vs. Virginia Tech,

2020-21 Game Highlights: Made all three free throws to give Carolina a 64-62 lead over Florida State with 3:15 to play in the ACC Tournament semifinal • Led UNC in scoring with a season-high 19 points, 14 of which came in the second half, and was the defensive player of the game in quarterfinal win over Virginia Tech • Scored six straight points to give UNC a 56-49 lead with 9:46 to play, then hit threes with 4:12 and 1:08 to play to push the lead into double digits • Scored all 10 of his points in the second half in the win over NC State, including eight straight points for the Tar Heels in a span of 2:13 that gave UNC its biggest lead of the game at 59-45 • Scored in double figures for the third game in a row with 13 and won his first defensive player of the game award vs. Wake Forest • ACC Freshman of the Week for January 11-17 for his play against Syracuse and Florida State • Tied his then-season high with 16 points at Florida State • Scored 12 points and led UNC with a plus 14 in the win over Syracuse • Made two 3FGs vs. the Orange, including one with 10:47 to play that sparked a 13-0 UNC run after the Orange had taken its largest lead of the game at 56-51 • Led UNC with a plus 10 in the one-point win over Notre Dame • Made his first start at the point at Georgia Tech • Led UNC in scoring for the first time with 16 points vs. UNLV • The fourth two-guard to start in his first game as a freshman under Roy Williams with Marcus Ginyard, Wayne Ellington and Justin Jackson • Scored 11 points vs. Charleston in his college debut.



5 – ARMANDO BACOT

6-11, 240, Grad Student, Forward/Center, Richmond, Va.



X: @iget_buckets35
Instagram: armando

2023-24 Honors

- Two-time ACC Player of the Week (Radford/Lehigh and Pittsburgh/Clemson)
- USBWA National Player of the Week (Radford/Lehigh)
- Naismith and Andy Katz National Player of the Week (Pittsburgh/Clemson)

2022-23 Honors

- First-Team All-ACC, NABC & USBWA All-District
- UNC's Co-Most Valuable Player (Dean Smith Award)

– ACC Post-Graduate Scholarship Recipient

2021-22 Honors

- NCAA All-Final Four, All-East Regional
- NCAA East Regional Most Outstanding Player
- Lute Olson NPOY Award Finalist
- USA Today, CBS Sports Third-Team All-America
- UNC's Most Valuable Player (Dean Smith Award)
- First-Team All-ACC, NABC & USBWA All-District
- Academic All-ACC, Athletic Director's Scholar-Athlete Award

2020-21 Honors

- UNC's Most Valuable Player (Dean Smith Award)
- Third-Team All-ACC, All-ACC Tournament

Career: Next game will break the UNC record for games played (currently tied with Leaky Black with 155) • Has started all but one of those games • Scored 2,139 points and has 1,566 rebounds • One of seven Tar Heels to score 2,000 points • First in rebounds and fourth in scoring by a Tar Heel (needs seven points to pass Sam Perkins for third) • Graduated May 2023 with a degree in exercise and sports science with a minor in business administration • Enrolled in UNC's MBA certificate program • Carolina's all-time leader in rebounds, offensive rebounds (542), double-digit rebound games (86) and double-doubles (78) • Set the career rebounding and double-double records on 1/21/23 vs. NC State, breaking Tyler Hansbrough's rebounding record and Billy Cunningham's standard for double-doubles • Third in ACC history in double-doubles and fourth in rebounds (needs five rebounds to pass Tim Duncan for third) • Is tied for 10th in NCAA history with 78 double-doubles (UNC 56-22) • Tied with UCLA's Lew Alcindor, Oregon State's Mel Counts and Ohio State's Jerry Lucas with 78 double-doubles (Cincinnati's Oscar Robertson and La Salle's Michael Brooks are tied for eighth with 78) • One of two Tar Heels in the last 50 seasons (with Sean May) and eight all-time to average a double-double in points (13.8) and rebounds (10.1) • Started his last 98 games • Is fourth in blocks (199), fifth in made free throws (544) and sixth in rebound average by a Tar Heel • Highest rebound average by a Tar Heel since Rusty Clark's 10.3 from 1966-69 • Has 25 games with at least 20 points and 10 rebounds and three with 25 and 15 • Grabbed 15 or more rebounds 25 times, 18 or more 12 times and 20 or more seven times • Second in offensive rebounds per game by a Tar Heel behind Antawn Jamison and has the third-highest percentage of double-doubles in UNC history.

One of four Tar Heels – with Lennie Rosenbluth (1955-57), Cunningham (1963-65) and Hansbrough (2006-08) – to be UNC's Most Valuable Player three times • Scored in double figures 115 times (UNC 81-34) with a career-high 29 twice • Scored 20 or more 32 times (UNC 26-6) • Career-high 23 rebounds vs. JMU on 11/20/22 • Holds UNC record for

| 2023-24 | FG | 3FG | FT | REB | PF | PTS | A | TO | B | S | MP |
|----------------------|-------|-----|-------|---------|----|-----|---|----|---|---|----|
| Radford• | 10-16 | 0-1 | 5-6 | 5-8-13 | 1 | 25 | 1 | 1 | 2 | 0 | 29 |
| Lehigh• | 8-14 | 0-0 | 6-6 | 6-14-20 | 1 | 22 | 1 | 1 | 1 | 1 | 26 |
| UC Riverside• | 7-11 | 1-2 | 6-8 | 2-5-7 | 1 | 21 | 1 | 1 | 2 | 1 | 25 |
| vs. Northern Iowa• | 3-8 | 0-0 | 4-5 | 4-4-8 | 4 | 10 | 0 | 0 | 3 | 1 | 22 |
| vs. Villanova• | 4-10 | 0-0 | 0-0 | 6-12-18 | 4 | 8 | 2 | 1 | 1 | 0 | 34 |
| vs. Arkansas• | 3-9 | 0-0 | 3-3 | 1-3-4 | 3 | 9 | 0 | 1 | 0 | 0 | 28 |
| Tennessee• | 6-8 | 0-0 | 10-13 | 2-9-11 | 3 | 22 | 3 | 0 | 1 | 0 | 31 |
| Florida State• | 4-8 | 0-0 | 5-5 | 2-11-13 | 2 | 13 | 0 | 3 | 6 | 0 | 33 |
| vs. UConn• | 4-12 | 0-0 | 5-10 | 5-8-13 | 1 | 13 | 5 | 1 | 1 | 0 | 34 |
| vs. Kentucky• | 3-4 | 0-0 | 3-4 | 2-4-6 | 4 | 9 | 0 | 6 | 1 | 1 | 31 |
| vs. Oklahoma• | 4-9 | 1-1 | 5-7 | 2-6-8 | 1 | 14 | 1 | 3 | 3 | 0 | 33 |
| Charleston Southern• | 5-6 | 0-1 | 2-2 | 2-7-9 | 0 | 12 | 1 | 1 | 1 | 1 | 20 |
| at Pittsburgh• | 5-10 | 0-1 | 6-6 | 3-7-10 | 1 | 16 | 1 | 1 | 3 | 1 | 35 |
| at Clemson• | 6-11 | 0-0 | 2-4 | 4-12-16 | 4 | 14 | 3 | 1 | 2 | 0 | 34 |
| at NC State• | 3-7 | 0-0 | 3-4 | 0-5-5 | 3 | 9 | 1 | 1 | 1 | 1 | 23 |
| Syracuse• | 6-8 | 0-0 | 4-4 | 4-7-11 | 3 | 16 | 1 | 2 | 1 | 1 | 17 |
| Louisville• | 7-11 | 0-0 | 5-6 | 2-5-7 | 3 | 19 | 5 | 2 | 3 | 1 | 33 |
| at Boston College• | 3-6 | 0-0 | 4-4 | 1-8-9 | 4 | 10 | 1 | 1 | 2 | 1 | 26 |
| Wake Forest• | 2-6 | 0-1 | 1-2 | 3-4-7 | 4 | 5 | 0 | 3 | 4 | 1 | 35 |
| at Florida State• | 2-4 | 0-0 | 1-2 | 1-3-4 | 2 | 5 | 2 | 2 | 1 | 1 | 34 |
| at Georgia Tech• | 4-8 | 0-0 | 1-2 | 1-8-9 | 3 | 9 | 2 | 1 | 0 | 1 | 29 |
| Duke• | 10-13 | 0-0 | 5-7 | 4-6-10 | 2 | 25 | 5 | 2 | 0 | 0 | 36 |
| Clemson• | 7-13 | 0-0 | 10-11 | 4-9-13 | 4 | 24 | 1 | 2 | 0 | 0 | 33 |
| at Miami | | | | | | | | | | | |
| at Syracuse | | | | | | | | | | | |
| Virginia Tech | | | | | | | | | | | |
| at Virginia | | | | | | | | | | | |
| Miami | | | | | | | | | | | |
| NC State | | | | | | | | | | | |
| Notre Dame | | | | | | | | | | | |
| at Duke | | | | | | | | | | | |

rebounds in Elite 8, national semifinal and national championship games • Five or more offensive rebounds 47 times (UNC 32-15) • Broke Luke Maye's school record for most rebounds in consecutive seasons by 95 rebounds (845 in the last two seasons) • Eight-time ACC Player-of-the-Week honoree, the third most by a Tar Heel (only Jamison and Hansbrough have more) • First player to lead UNC in field goal percentage three times since Perkins in 1981, 1983 and 1984.

2023-24: Made the 20-player watch list on January 30 for the John Wooden National Player of the Year Award • One of 10 on the late-season watch list for the Kareem Abdul-Jabbar Award (top center) • Two-time ACC Player of the Week (for Radford/Lehigh and Pittsburgh/Clemson games) • USBWA and Lute Olson Award National Player of the Week and ACC Player of the Week for his play vs. Radford and Lehigh (23.5 points and 16.5 rebounds per game over the first two games) • Andy Katz's National Player of the Week for his play in the wins at Pittsburgh and Clemson in early January.

Averaging 24.5 points and 13 rebounds in the last two games (17 for 26 from the floor and 15 of 18 from the FT line vs. Duke and Clemson) • Leads the ACC in rebounding (10.0), is third in offensive rebounding (2.9) and sixth in blocks (1.7) • Leads the team in rebounding and blocks and is second in scoring (14.3) • Shooting a career-best 79.3% from the line • Second in the ACC in free throw attempts • Scored 20 or more points six times • Has 10 double-doubles (UNC 8-2).

Tied his career high with 10 free throw (10 for 11) and led UNC in scoring (24) and rebounds (13) in the loss to Clemson • Was just the second time this season UNC lost when he has a double-double (also UConn) • Was the first time he scored 20 in consecutive games since November • Led UNC with 25 points • Became second Tar Heel ever and first since Charlie

| Year | GP-GS | Min. | Ave. | FGM-A | | Pct. | 3FGM-A | | Pct. | FTM-A | | Pct. | Off | Def | Reb | Ave. | A | TO | B | S | Pts | Ave. |
|---------------|----------------|-------------|-------------|-----------------|-------------|------|-------------|-------------|------|----------------|-------------|------|------------|-------------|-------------|-------------|------------|------------|------------|------------|-------------|-------------|
| | | | | | | | | | | | | | | | | | | | | | | |
| 2019-20 | 32-32 | 780 | 24.4 | 114-243 | .469 | | 0-0 | | | 80-124 | .645 | | 87 | 176 | 263 | 8.2 | 39 | 55 | 36 | 16 | 308 | 9.6 |
| 2020-21 | 29-28 | 660 | 22.8 | 137-218 | .628 | | 0-1 | .000 | | 83-125 | .664 | | 92 | 135 | 227 | 7.8 | 23 | 41 | 26 | 19 | 357 | 12.3 |
| 2021-22 | 39-39 | 1237 | 31.7 | 244-429 | .569 | | 1-8 | .125 | | 146-218 | .670 | | 163 | 348 | 511 | 13.1 | 59 | 77 | 65 | 33 | 635 | 16.3 |
| 2022-23 | 32-32 | 970 | 30.3 | 185-334 | .554 | | 0-6 | .000 | | 139-209 | .665 | | 134 | 200 | 334 | 10.4 | 45 | 71 | 33 | 19 | 509 | 15.9 |
| 2023-24 | 23-23 | 683 | 29.7 | 116-212 | .547 | | 2-7 | .286 | | 96-121 | .793 | | 66 | 165 | 231 | 10.0 | 37 | 37 | 39 | 14 | 330 | 14.3 |
| Totals | 155-154 | 4330 | 27.9 | 796-1436 | .554 | | 3-22 | .136 | | 544-797 | .683 | | 542 | 1024 | 1566 | 10.1 | 203 | 281 | 199 | 101 | 2139 | 13.8 |

Scott in 1970 to total at least 25 points, 10 rebounds and five assists vs. Duke • His fourth consecutive double-double (and fifth overall) vs. Duke • Scored game-high 25 points vs. the Blue Devils, which matched his season high (season opener vs. Radford) and was his eight career game with 25 or more points • Was 10 for 13 from the floor vs. Duke, his 11th career game making 10 or more field goals • Was his third career double-double with at least five assists (Miami in 2020 and UConn this season).

- Scored all 10 of his points in the second half at Boston College, including a clutch 15-footer with 4:20 to play and a three-point play with 3:13 remaining that secured the win • Scored 19 points vs. Louisville, most since he had 29 vs. Tennessee on November 29, and had five assists and three blocks • Had 16 points and 11 rebounds in just 16:35 against Syracuse, his fourth double-double in his last five games vs. the Orange • Game-high 16 rebounds and shared UNC scoring honors with 14 points in the win at Clemson (helped limit PJ Hall to 4 of 13 from the floor and a season-low 10 points, 10.0 below his average) • Led UNC with 16 points and added 10 rebounds and three blocks in the win at Pittsburgh • Had 14 points, eight boards and three blocks in win over No. 7 Oklahoma • Tied his career high with six blocks in home win vs. Florida State • Made a career-high 10 free throws, was 6 for 8 from the floor, had three assists and no turnovers and a game-high 11 rebounds vs. 10th-ranked Tennessee • Grabbed 18 boards in the OT loss to Villanova • Game-high 21 points vs. UC Riverside, the third stretch in his career when he scored 20 or more points in at least three consecutive games • Game-high 22 points and 20 rebounds vs. Lehigh, his third career 20-point/20-rebound game (also Virginia and Saint Peters in 2021-22) • Game-high 25 points and 13 rebounds vs. Radford.

2022-23: Earned third-team All-America honors by the Associated Press, USBWA, Sporting News and College Hoops Today • Finished in the top three in voting for ACC Player of the Year for the second year in a row and became the 19th Tar Heel to earn multiple first-team All-ACC honors • First Tar Heel to repeat as first-team All-ACC since Hansbrough (2006-09) • NABC and USBWA All-District honoree • Won ACC Player-of-the-Week honors a league-leading three times • Led the ACC in rebounding (10.4), offensive boards (4.2) and double-doubles (19), was fifth in field goal percentage (.554) and 11th in scoring (15.9) • Nationally, was fourth in offensive rebounding, fifth in double-doubles and ninth in rebounding • Set the UNC single-season record for offensive rebounds per game for the second year in a row • Season-high 28 points vs. Charleston and Ohio State and season/career best 23 rebounds vs. James Madison.

2021-22: Won Carolina's Dean Smith Award as the MVP for the second straight season • Led Carolina in scoring (16.3), rebounding (13.1), field goal percentage (.569) and blocks (65), becoming the first Tar Heel to ever lead the team in those categories in consecutive seasons • Earned All-NCAA Tournament honors in both the Final Four and East Regional, where he was also the Most Outstanding Player • Third-team CBS Sports and USA Today All-America, leading vote getter on the ACC first team, second in ACC Player-of-the-Year voting • One of three players to make the Academic All-ACC team and first-team All-ACC.

Became the first player with six double-doubles in one NCAA Tournament • Tied the all-time NCAA single-season record with 31 double-doubles (with Navy's David Robinson in 1985-86) • Second-most rebounds (99) in NCAA Tournament history and the most since LaSalle's Tom Gola had 102 in 1954 • Third-most rebounds in the Final Four (36) since 1973 • Fourth-most rebounds in a season in ACC history and the first player with at least 500 since 1956 • Shattered the single-season Tar Heel record with 511 rebounds, 95 more than the previous record set in 2015-16 by Brice Johnson • Tied the UNC record for 20-rebound games in a season with five and set the school record with 32 games in double figures • Rebounding average (13.1) was the fifth highest in a season by a Tar Heel and the highest since Cunningham in 1964-65 • Led the ACC in all games by 4.94 rebounds per game • Averaged 14.1 rebounds in league play, the most since Wake Forest's Tim Duncan averaged 14.9 in 1996-97 • Broke Duncan's previous ACC double-double record (29 in 1996-97) and Johnson's UNC record (23 in 2015-16) • Led the nation in double-doubles, was second in offensive rebounding (4.2), third in rebounding and 23rd in field goal percentage (.569) • Led the ACC in rebounding, offensive rebounds and double-doubles, was second in field goal percentage, fifth in blocks and seventh in scoring • Also led UNC in plus/minus at +336 • Scored in double figures 34 times with 20 or more points 11 times • Led Carolina in scoring a team-high 14 times.

Averaged 15.3 points and 16.5 rebounds in six NCAA Tournament games • Set UNC single-game rebound records for regional final, national semi-final and national championship games • Shattered UNC's single-Tournament record for rebounds with 99 (previous was 69 in six games by Kennedy Meeks in 2017) • Had 38 offensive rebounds (6.3 per game) • Grabbed 15 or more rebounds in the last five games • Tied the UNC record for rebounds in an NCAA Tourney game with 22 vs. Saint Peter's and became the only Tar Heel with two 20-rebound NCAA games when he had 21 vs. Duke in the national semifinals • His 21 rebounds vs. Duke were the most by any player in the Final Four since 2003 and were the most ever by a Tar Heel in 21 national semifinal games • Became the 12th player in NCAA history with 21 or more rebounds in a Final Four game – the list includes Bill Russell (twice), Elvin Hayes, Lew Alcindor, Bill Walton, Elgin Baylor and Artis Gilmore • Had 10 straight double-doubles from Furman through Virginia Tech, the most by a Tar Heel since Cunningham had 10 in a row in 1964-65 • Thirteen-straight games with 10 or more rebounds was the third-longest in UNC history • The only three-time ACC Player of the Week (all three awards won during conference play) • USBWA National Player of the Week for Jan. 10-16 • Joined Charlie Scott, Cunningham and Rosenbluth as the only Tar Heels ever with at least 29 and 12 in consecutive games (vs. Virginia and Georgia Tech).

2020-21: Recipient of the Dean Smith Most Valuable Player and Danny Green Most Improved Player team awards • Third-team All-ACC • First-team All-ACC Tournament • Led the team in scoring (12.3), field goal percentage (.628), rebounding (7.8) and blocks (26) • First Tar Heel to lead in those four categories since Brice Johnson in 2015-16 • Improved his field goal percentage 15.9 percent, the largest single-season increase in UNC history (broke Sean May's record of 10.4 percent increase from 2004 to 2005) • Was third in the ACC in offensive rebounding and sixth in rebounding • Had the eighth-highest single-season field goal percentage in UNC history • Led UNC in scoring a team-high 10 times • Scored in double figures a team-high 20 times with a high of 21 at Pittsburgh on 1/26 • Seven double-doubles and double-figure rebounds in 10 games • Five or more offensive boards eight times with a high of eight twice • His 5.58 offensive rebounds per 40 minutes were the most in a season on record by any Tar Heel • Led UNC in plus/minus at plus 121 and second in most games with a positive plus/minus (18).

2019-20: Averaged 9.6 points and 8.2 rebounds in 32 games (all starts) • Had the most rebounds by a Tar Heel freshman since Antawn Jamison in 1995-96 • Had 11 double-doubles, second most by a Tar Heel freshman and the most since Jamison's 13 • Led the team in blocks (36), was second in FG percentage (.469) and rebounding and fourth in scoring • Scored in double figures 16 times with a high of 23 vs. Oregon • Scored 20 or more three times (23 vs. Oregon, 22 vs. Elon and 21 vs. Clemson) • Grabbed 10 or more rebounds 14 times with highs of 16 at home vs. Virginia and 15 vs. Alabama • Became the third freshman in Carolina history to have three straight double-doubles in points and rebounds, joining Mike O'Koren in 1976-77 and Jamison in 1995-96 (Bacot accomplished that two different times).



ARMANDO BACOT IN THE RECORD BOOKS



UNC's MOST VALUABLE PLAYER

| | |
|---------|--------------------------------|
| 3 times | Armando Bacot (2021-22-23) |
| 3 times | Tyler Hansbrough (2007-08-09) |
| 3 times | Billy Cunningham (1963-64-65) |
| 3 times | Lennie Rosenbluth (1955-56-57) |
| 2 times | 14 players |

MOST POINTS — UNC, CAREER

| | |
|--------------|-----------------------------|
| 2,872 | Tyler Hansbrough, 2005-2009 |
| 2,290 | Phil Ford, 1974-78 |
| 2,145 | Sam Perkins, 1980-84 |
| 2,139 | Armando Bacot, 2019- |
| 2,047 | Lennie Rosenbluth, 1954-57 |
| 2,015 | Al Wood, 1977-81 |
| 2,007 | Charlie Scott, 1967-70 |
| 1,982 | Larry Miller, 1965-68 |
| 1,974 | Antawn Jamison, 1995-98 |
| 1,912 | Brad Daugherty, 1982-86 |

REBOUNDS — UNC, CAREER

| | |
|--------------|-----------------------------|
| 1,566 | Armando Bacot, 2019- |
| 1,219 | Tyler Hansbrough, 2005-09 |
| 1,168 | Sam Perkins, 1980-84 |
| 1,097 | George Lynch, 1989-93 |
| 1,062 | Billy Cunningham, 1962-65 |

REBOUNDS — ACC, CAREER

| | |
|--------------|-------------------------------------|
| 1,802 | Dickie Hemric, Wake Forest, 1951-55 |
| 1,598 | Ronnie Shavlik, NC State, 1953-56 |
| 1,570 | Tim Duncan, Wake Forest, 1993-97 |
| 1,566 | Armando Bacot, 2019- |
| 1,511 | Ralph Sampson, Virginia, 1980-83 |
| 1,311 | Wayne Rollins, Clemson, 1973-77 |
| 1,262 | Shelden Williams, Duke, 2002-06 |
| 1,242 | Mike Gminski, Duke, 1976-80 |
| 1,219 | Tyler Hansbrough, 2005-09 |
| 1,216 | Dale Davis, Clemson, 1987-91 |

REBOUNDING AVERAGE — UNC, CAREER

| | |
|-------------|-----------------------------|
| 15.4 | Billy Cunningham, 1962-65 |
| 10.6 | Doug Moe, 1958-61 |
| 10.5 | Pete Brennan, 1955-58 |
| 10.4 | Lennie Rosenbluth, 1954-57 |
| 10.3 | Rusty Clark, 1966-69 |
| 10.1 | Armando Bacot, 2019- |
| 10.0 | Sean May, 2002-05 |
| 10.0 | Bud Maddie, 1953-54 |
| 9.9 | Antawn Jamison, 1995-98 |
| 9.2 | Larry Miller, 1965-68 |

REBOUNDS — UNC, SEASON

| | |
|------------|-------------------------------|
| 511 | Armando Bacot, 2021-22 |
| 416 | Brice Johnson, 2015-16 |
| 399 | Tyler Hansbrough, 2007-08 |
| 397 | Sean May, 2004-05 |
| 389 | Antawn Jamison, 1997-98 |

REBOUNDS — ACC, SEASON

| | |
|------------|-------------------------------------|
| 581 | Ronnie Shavlik, NC State, 1954-55 |
| 545 | Ronnie Shavlik, NC State, 1956-57 |
| 515 | Dickie Hemric, Wake Forest, 1954-55 |
| 511 | Armando Bacot, 2021-22 |
| 470 | Len Chappell, Wake Forest, 1961-62 |

REBOUNDING AVERAGE — UNC, SEASON

| | |
|-------------|-------------------------------|
| 16.1 | Billy Cunningham, 1962-63 |
| 15.8 | Billy Cunningham, 1963-64 |
| 14.3 | Billy Cunningham, 1964-65 |
| 14.0 | Doug Moe, 1960-61 |
| 13.1 | Armando Bacot, 2021-22 |

OFFENSIVE REBOUNDS PER GAME — UNC, CAREER

| | |
|-------------|--|
| 3.62 | Antawn Jamison, 1995-98 (376 in 104 games) |
| 3.50 | Armando Bacot (542 in 155 games) |
| 3.47 | Sean May, 2002-05 |
| 3.39 | Tyler Hansbrough, 2005-09 |
| 3.06 | George Lynch, 1989-93 |

OFFENSIVE REBOUNDS PER GAME — UNC, SEASON

| | |
|-------------|---|
| 4.19 | Armando Bacot, 2022-23 (134 in 32 games) |
| 4.18 | Armando Bacot, 2021-22 (163 in 39 games) |
| 3.87 | Tyler Hansbrough, 2007-08 |
| 3.84 | Tyler Zeller, 2011-12 |
| 3.84 | Sean May, 2004-05 |

OFFENSIVE REBOUNDS — UNC, CAREER

| | |
|------------|--|
| 542 | Armando Bacot, 2019- (in 155 games) |
| 482 | Tyler Hansbrough, 2005-09 (in 142 games) |
| 431 | George Lynch, 1989-93 |
| 407 | Kennedy Meeks, 2013-17 |
| 381 | Eric Montross, 1990-94 |

OFFENSIVE REBOUNDS — UNC, SEASON

| | |
|------------|---|
| 163 | Armando Bacot, 2021-22 (163 in 39 games) |
| 152 | Kennedy Meeks, 2016-17 |
| 151 | Tyler Hansbrough, 2007-08 |
| 146 | Tyler Zeller, 2011-12 |
| 142 | Sean May, 2004-05 |
| 138 | George Lynch, 1992-93 |
| 134 | Armando Bacot, 2022-23 |
| 131 | Antawn Jamison, 1996-97 |
| 126 | Antawn Jamison, 1997-98 |
| 126 | Eric Montross, 1992-93 |

DOUBLE-DOUBLES (POINTS & REBOUNDS) — UNC, CAREER

| | |
|-----------|-----------------------------|
| 78 | Armando Bacot, 2019- |
| 60 | Billy Cunningham, 1962-65 |
| 51 | Antawn Jamison, 1995-98 |
| 47 | Tyler Hansbrough, 2005-09 |
| 47 | Sam Perkins, 1980-84 |

DOUBLE-DOUBLES (POINTS & REBOUNDS) — ACC, CAREER

| | |
|-----------|-----------------------------------|
| 87 | Tim Duncan, Wake Forest, 1993-97 |
| 84 | Ralph Sampson, Virginia, 1980-84 |
| 78 | Armando Bacot, 2019- |
| 68 | Ronnie Shavlik, NC State, 1953-56 |
| 67 | Tom Burleson, NC State, 1971-74 |

DOUBLE-DOUBLES (POINTS & REBOUNDS) — NCAA, CAREER

| | |
|-----------|---|
| 96 | Tom Gola, LaSalle, 1951-55 |
| 87 | Tim Duncan, Wake Forest, 1993-97 |
| 86 | Kenneth Faried, Morehead State, 2007-11 |
| 84 | Ralph Sampson, Virginia, 1980-84 |
| 83 | Derrick Coleman, Syracuse, 1986-90 |
| 83 | Lionel Simmons, La Salle, 1986-90 |
| 80 | Malik Rose, Drexel, 1992-96 |
| 79 | Oscar Robertson, Cincinnati, 1957-60 |
| 79 | Michael Brooks, La Salle, 1976-80 |
| 78 | Armando Bacot, 2019- |
| 78 | Lew Alcindor, UCLA, 1966-69 |
| 78 | Mel Counts, Oregon State, 1961-64 |
| 78 | Jerry Lucas, Ohio State, 1959-62 |

GAMES W/10 OR MORE REBOUNDS — UNC, CAREER

| | |
|-----------|-----------------------------|
| 86 | Armando Bacot, 2019- |
| 61 | Billy Cunningham, 1962-65 |
| 53 | Antawn Jamison, 1995-98 |
| 52 | Sam Perkins, 1980-84 |
| 49 | Tyler Hansbrough, 2005-09 |

GAMES W/10 OR MORE REBOUNDS — UNC, SEASON

| | |
|-----------|-------------------------------|
| 32 | Armando Bacot, 2021-22 |
| 23 | Brice Johnson, 2015-16 |
| 22 | Billy Cunningham, 1963-64 |
| 21 | John Henson, 2011-12 |
| 21 | John Henson, 2010-11 |
| 21 | Antawn Jamison, 1997-98 |
| 21 | Billy Cunningham, 1962-63 |

GAMES W/15 OR MORE REBOUNDS — UNC, CAREER

| | |
|-----------|-----------------------------|
| 38 | Billy Cunningham 1962-65 |
| 25 | Armando Bacot, 2019- |
| 15 | Rusty Clark, 1966-69 |
| 14 | Doug Moe, 1958-61 |
| 12 | Lennie Rosenbluth, 1954-57 |

GAMES W/20 OR MORE REBOUNDS — UNC, CAREER

| | |
|----------|-----------------------------|
| 12 | Billy Cunningham 1962-65 |
| 7 | Armando Bacot, 2019- |
| 5 | Lennie Rosenbluth, 1954-57 |
| 3 | Sean May, 2002-05 |
| 3 | Paul Likins, 1951-55 |

AVERAGE A DOUBLE-DOUBLE — UNC, CAREER

| |
|---|
| Armando Bacot: 13.8 ppg, 10.1 rpg, 2019- |
| Sean May: 15.8 ppg & 10.0 rpg, 2002-05 |
| Robert McAdoo: 19.5 ppg & 10.1 rpg, 1971-72 |
| Rusty Clark: 14.7 ppg & 10.2 rpg, 1966-69 |
| Billy Cunningham: 24.8 ppg & 15.4 rpg, 1962-65 |
| Doug Moe: 16.5 ppg & 10.6 rpg, 1958-61 |
| Pete Brennan: 16.4 ppg & 10.5 rpg, 1955-58 |
| Lennie Rosenbluth: 26.9 ppg & 10.4 rpg, 1954-57 |

PCT. OF DOUBLE-DOUBLE GAMES — UNC CAREER

| Name | Double-Doubles | Games | Pct. |
|-----------------------------|----------------|------------|-------------|
| Billy Cunningham, 1962-65 | 60 | 69 | .870 |
| Lennie Rosenbluth, 1954-57 | 39 | 76 | .513 |
| Armando Bacot, 2019- | 78 | 155 | .503 |
| Antawn Jamison, 1995-98 | 51 | 104 | .490 |
| Doug Moe, 1958-61 | 29 | 60 | .483 |

FREE THROWS MADE — UNC, CAREER

| | |
|------------|---|
| 982 | Tyler Hansbrough, 2005-09 (NCAA record) |
| 603 | Lennie Rosenbluth, 1954-57 |
| 561 | Sam Perkins, 1980-84 |
| 560 | Phil Ford, 1974-78 |
| 544 | Armando Bacot, 2019- |
| 512 | Bobby Lewis, 1964-67 |
| 506 | Pete Brennan, 1955-58 |
| 479 | Mike O'Koren, 1976-80 |
| 452 | Larry Miller, 1965-68 |
| 431 | Dennis Wuycik, 1969-72 |

MOST FREE THROWS ATTEMPTED — CAREER

| | |
|------------|--|
| 1,241 | Tyler Hansbrough, 2005-09 (ACC record) |
| 815 | Lennie Rosenbluth, 1954-57 |
| 797 | Armando Bacot, 2019- |
| 719 | Pete Brennan, 1955-58 |
| 705 | Sam Perkins, 1980-84 |
| 693 | Phil Ford, 1974-78 |

BLOCKS — CAREER

| | |
|------------|-----------------------------|
| 304 | Brendan Haywood, 1997-01 |
| 279 | John Henson, 2009-12 |
| 245 | Sam Perkins, 1980-84 |
| 199 | Armando Bacot, 2019- |
| 190 | Warren Martin, 1981-86 |

GAMES PLAYED — CAREER

| | |
|------------|-----------------------------|
| 155 | Leaky Black, 2018-23 |
| 155 | Armando Bacot, 2019- |
| 152 | Deon Thompson, 2006-10 |
| 151 | Nate Britt, 2013-17 |
| 151 | Isaiah Hicks, 2013-17 |

MISCELLANEOUS RECORDS

Most Double-Doubles in a Season, NCAA
31 by Bacot in 2021-22

Most Double-Doubles in one NCAA Tournament
6 by Bacot, 2021-22

Most Rebounds by a Tar Heel in an NCAA Tournament
99 by Bacot in six games in 2021-22

Most Rebounds by a Tar Heel in NCAA Tournament Game
22 by Bacot vs. St. Peter's, 2022 NCAA Regional Final
22 by Tyler Zeller vs. Ohio, 2012 Sweet 16

Most Rebounds by a Tar Heel in an NCAA Finals Game
15 by Bacot vs. Kansas, 2022

Most Rebounds by a Tar Heel in a Game vs. Louisville (22 on 2/1/22) and Syracuse (18 on 2/28/22)



7 – SETH TRIMBLE

6-3, 195, Sophomore, Guard, Menomonee Falls, Wis.



X: @sethtrimble1
Instagram: sethtrim

2023-24: Averaging 5.6 points in 17.3 minutes per game • Carolina's best on-ball defender • Has come off the bench to provide a spark in numerous games • Has scored in double figures five times (once last season) and had nine points in two other games • Carolina is 5-0 when he scores in double figures • Shooting 45.7% from the floor and 42.9% from three (made 9 of 21, last year 1 of 6).

Did not play February 6 against Clemson after suffering an upper-body injury in practice the day before the game • Made 5 of 9 from the floor and had 10 points and two assists in the win over Duke (had four field goals in the previous five games) • Six points, two assists and a career-high three steals at Georgia Tech • First-half three-pointer cut Boston College's biggest lead of the game in half • Scored all six of his points at NC State in the second half • Only three points at Clemson came on a 3FG with 8:02 to play that gave Carolina a 51-47 lead • Scored 10 points and tied his career high with six rebounds at Pittsburgh, the first time in his career he scored in double figures in back-to-back games • Led UNC with nine first-half points, the first time he led UNC outright in scoring in a half • Career-high six field goals and six rebounds and his tied career high with 12 points vs. Charleston Southern • Career-high and game-high plus 24 in just under 14 minutes vs. Florida State • No other Tar Heel was better than plus 16 and no Seminole better than plus 9 • Subbed into the game with FSU leading by eight and left the game 8:09 later with UNC ahead by 11 • Scored seven points, had an assist, tied the game with a fastbreak layup and was part of Carolina's fullcourt press that flipped the game • Career-high 12 points and made two threes for the first time (both in UNC's 52-point second half) as a Tar Heel in the win over Arkansas • Made his third career start against Northern Iowa • Tied his then-career high with 11 points, including his second career three-pointer and a spectacular dunk in the win over UC Riverside • Made a career-best five field goals vs. UCR • Carolina's co-leader in assists with three against Lehigh • Sparked first-half run against Radford with his defensive effort.

2022-23: Averaged 1.8 points and 0.6 assists in 9.8 minutes per game • Played in all 33 games • Season-highs included 11 points in the home win over Wake Forest and five assists vs. The Citadel • Scored 50 of his 58 points in the first 17 games • Made two field goals and scored four points vs. Boston College in the ACC Tournament • Scored four points at Wake Forest, his first points since January 10 at Virginia and his first field goals since January 7 vs. Notre Dame • Played 12 minutes in Winston-Salem on February 7, his longest stint since he played 16 at Virginia • Made his first college start vs. Notre Dame • Played the second-most minutes among the non-starters • Played 20 or more minutes four times with highs of 23 vs. Notre Dame and 22 vs. Wake Forest.

| 2023-24 | FG | 3FG | FT | REB | PF | PTS | A | TO | B | S | MP |
|---------------------|------|-----|-----|-------|----|-----|---|----|---|---|----|
| Radford | 0-1 | 0-0 | 1-2 | 0-1-1 | 1 | 1 | 0 | 1 | 1 | 0 | 11 |
| Lehigh | 0-1 | 0-0 | 3-5 | 1-0-1 | 0 | 3 | 3 | 0 | 1 | 0 | 19 |
| UC Riverside | 5-7 | 1-1 | 0-0 | 0-2-2 | 2 | 11 | 1 | 0 | 0 | 0 | 15 |
| vs. Northern Iowa | 0-0 | 0-0 | 0-0 | 0-1-1 | 1 | 0 | 0 | 2 | 0 | 1 | 13 |
| vs. Villanova | 1-4 | 0-1 | 3-3 | 0-1-1 | 3 | 5 | 0 | 0 | 0 | 0 | 14 |
| vs. Arkansas | 4-5 | 2-2 | 2-4 | 1-3-4 | 4 | 12 | 0 | 1 | 0 | 0 | 25 |
| Tennessee | 2-5 | 0-1 | 0-0 | 2-0-2 | 3 | 4 | 0 | 1 | 0 | 1 | 13 |
| Florida State | 3-3 | 0-0 | 3-4 | 0-0-0 | 1 | 9 | 1 | 0 | 0 | 0 | 14 |
| vs. UConn | 1-2 | 0-1 | 0-0 | 1-3-4 | 3 | 2 | 1 | 0 | 0 | 0 | 16 |
| vs. Kentucky | 1-4 | 1-2 | 3-4 | 0-3-3 | 0 | 6 | 0 | 0 | 0 | 0 | 16 |
| vs. Oklahoma | 2-4 | 1-2 | 0-2 | 0-1-1 | 0 | 5 | 0 | 0 | 1 | 0 | 22 |
| Charleston Southern | 6-10 | 0-0 | 0-0 | 2-4-6 | 1 | 12 | 1 | 0 | 0 | 0 | 20 |
| at Pittsburgh | 3-7 | 1-1 | 3-4 | 2-4-6 | 3 | 10 | 1 | 1 | 0 | 1 | 23 |
| at Clemson | 1-3 | 1-1 | 0-0 | 2-2-4 | 1 | 3 | 0 | 0 | 0 | 0 | 21 |
| at NC State | 2-4 | 0-0 | 2-3 | 1-1-2 | 0 | 6 | 1 | 1 | 0 | 1 | 15 |
| Syracuse | 3-8 | 1-2 | 2-3 | 0-1-1 | 1 | 9 | 0 | 3 | 1 | 1 | 21 |
| Louisville | 0-3 | 0-1 | 0-0 | 1-1-2 | 0 | 0 | 0 | 2 | 1 | 0 | 16 |
| at Boston College | 2-3 | 1-2 | 1-2 | 0-4-4 | 2 | 6 | 1 | 0 | 0 | 0 | 15 |
| Wake Forest | 0-1 | 0-0 | 0-0 | 0-0-0 | 3 | 0 | 0 | 0 | 0 | 0 | 15 |
| at Florida State | 0-3 | 0-0 | 3-4 | 1-1-2 | 0 | 3 | 1 | 1 | 0 | 0 | 16 |
| at Georgia Tech | 2-7 | 0-2 | 2-5 | 0-1-1 | 2 | 6 | 2 | 2 | 0 | 3 | 22 |
| Duke | 5-9 | 0-2 | 0-0 | 0-2-2 | 0 | 10 | 2 | 0 | 0 | 1 | 19 |

Clemson DNP (upper body)
at Miami
at Syracuse
Virginia Tech
at Virginia
Miami
NC State
Notre Dame
at Duke

| 2022-23 | FG | 3FG | FT | REB | PF | PTS | A | TO | B | S | MP |
|------------------|-----|-----|-----|-------|----|-----|---|----|---|---|----|
| UNCW | 1-3 | 0-0 | 2-3 | 0-0-0 | 3 | 4 | 0 | 0 | 1 | 0 | 15 |
| Charleston | 2-2 | 0-0 | 0-0 | 0-0-0 | 3 | 4 | 0 | 0 | 0 | 0 | 11 |
| Gardner-Webb | 1-3 | 0-0 | 1-2 | 0-1-1 | 1 | 3 | 0 | 0 | 0 | 0 | 15 |
| James Madison | 2-4 | 1-1 | 0-1 | 0-1-1 | 3 | 5 | 0 | 1 | 0 | 1 | 12 |
| vs. Portland | 0-0 | 0-0 | 0-0 | 0-0-0 | 1 | 0 | 1 | 1 | 0 | 0 | 5 |
| vs. Iowa State | 0-1 | 0-0 | 2-2 | 0-1-1 | 1 | 2 | 0 | 1 | 0 | 0 | 13 |
| vs. Alabama | 0-0 | 0-0 | 0-1 | 0-1-1 | 0 | 0 | 0 | 0 | 0 | 0 | 7 |
| at Indiana | 1-1 | 0-0 | 1-2 | 0-1-1 | 1 | 3 | 0 | 1 | 0 | 0 | 9 |
| at Virginia Tech | 3-3 | 0-0 | 0-0 | 1-2-3 | 1 | 6 | 1 | 0 | 1 | 1 | 23 |
| Georgia Tech | 1-5 | 0-1 | 2-2 | 0-2-2 | 1 | 4 | 3 | 0 | 0 | 1 | 15 |
| The Citadel | 0-5 | 0-1 | 2-2 | 0-3-3 | 1 | 2 | 5 | 1 | 1 | 2 | 21 |
| vs. Ohio State | 0-0 | 0-0 | 0-0 | 0-0-0 | 0 | 0 | 1 | 2 | 0 | 0 | 11 |
| vs. Michigan | 0-1 | 0-1 | 1-2 | 0-0-0 | 2 | 1 | 0 | 1 | 0 | 0 | 18 |
| at Pittsburgh | 0-0 | 0-0 | 0-0 | 0-0-0 | 0 | 0 | 1 | 0 | 0 | 0 | 5 |
| Wake Forest | 4-4 | 0-0 | 3-4 | 1-1-2 | 3 | 11 | 0 | 1 | 2 | 0 | 22 |
| Notre Dame | 1-2 | 0-1 | 1-4 | 0-3-3 | 2 | 3 | 4 | 2 | 2 | 0 | 23 |
| at Virginia | 0-2 | 0-0 | 2-2 | 1-0-1 | 3 | 2 | 1 | 0 | 0 | 0 | 16 |
| at Louisville | 0-0 | 0-0 | 0-0 | 0-0-0 | 3 | 0 | 1 | 1 | 0 | 0 | 11 |
| Boston College | 0-0 | 0-0 | 0-0 | 0-0-0 | 0 | 0 | 0 | 1 | 0 | 0 | 3 |
| NC State | 0-0 | 0-0 | 0-0 | 0-0-0 | 1 | 0 | 0 | 1 | 0 | 0 | 4 |
| at Syracuse | 0-0 | 0-0 | 0-2 | 0-1-1 | 0 | 0 | 0 | 0 | 0 | 0 | 4 |
| Pittsburgh | 0-0 | 0-0 | 0-0 | 0-0-0 | 1 | 0 | 0 | 0 | 0 | 0 | 1 |
| at Duke | 0-0 | 0-0 | 0-0 | 0-2-2 | 0 | 0 | 0 | 1 | 0 | 0 | 4 |
| at Wake Forest | 2-3 | 0-0 | 0-0 | 0-1-1 | 5 | 4 | 0 | 0 | 1 | 0 | 12 |
| Clemson | 0-0 | 0-0 | 0-0 | 0-0-0 | 0 | 0 | 1 | 0 | 0 | 0 | 6 |
| Miami | 0-1 | 0-0 | 0-0 | 0-1-1 | 0 | 0 | 0 | 1 | 0 | 0 | 4 |
| at NC State | 0-1 | 0-1 | 0-0 | 0-1-1 | 0 | 0 | 0 | 1 | 0 | 0 | 6 |
| at Notre Dame | 0-0 | 0-0 | 0-0 | 0-0-0 | 2 | 0 | 0 | 0 | 0 | 0 | 4 |
| Virginia | 0-1 | 0-0 | 0-0 | 0-1-1 | 1 | 0 | 0 | 0 | 0 | 0 | 3 |
| at Florida State | 0-0 | 0-0 | 0-2 | 0-0-0 | 1 | 0 | 1 | 2 | 0 | 1 | 9 |
| Duke | 0-0 | 0-0 | 0-0 | 0-0-0 | 0 | 0 | 1 | 0 | 0 | 0 | 1 |
| vs. BC (ACC) | 2-2 | 0-0 | 0-0 | 0-1-1 | 1 | 4 | 1 | 0 | 0 | 0 | 5 |
| vs. Virginia | 0-0 | 0-0 | 0-0 | 0-0-0 | 0 | 0 | 0 | 0 | 0 | 0 | 0+ |

| TRIMBLE'S STATS | | | | | | | | | | | | | | | | | | | |
|-----------------|-------------|------------|-------------|---------------|-------------|--------------|-------------|--------------|-------------|-----------|-----------|-----------|------------|-----------|-----------|-----------|-----------|------------|------------|
| Year | GP-GS | Min. | Ave. | FGM-A | Pct. | 3FGM-A | Pct. | FTM-A | Pct. | Off | Def | Reb | Ave. | A | TO | B | S | Pts | Ave. |
| 2022-23 | 33-2 | 322 | 9.8 | 20-44 | .455 | 1-6 | .167 | 17-31 | .548 | 3 | 24 | 27 | 0.8 | 21 | 20 | 9 | 6 | 58 | 1.8 |
| 2023-24 | 22-1 | 380 | 17.3 | 43-94 | .457 | 9-21 | .429 | 28-45 | .622 | 14 | 36 | 50 | 2.3 | 15 | 15 | 5 | 9 | 123 | 5.6 |
| Totals | 55-3 | 703 | 12.8 | 63-138 | .457 | 10-27 | .370 | 45-76 | .592 | 17 | 60 | 77 | 1.4 | 36 | 35 | 14 | 15 | 181 | 3.3 |



8 – PAXSON WOJCIK

6-5, 195, Grad Student, Guard, Charleston, S.C.



X: @paxsonwojckik
Instagram: paxsonwojckik

Career: Played two seasons at Loyola Chicago (2019-21) and two at Brown (2021-23) • Has totaled 801 points, 347 rebounds and 155 assists and made 111 three-pointers in 121 college games • Scored in double figures 38 times (24 times last season) with five 20-point games • Career-high five three-pointers vs. UMass-Lowell and 13 rebounds at Michigan State • Scored 14 points with six rebounds, three assists and two steals in the Smith Center vs. the Tar Heels on 11/12/2021

• Started all 54 games the previous two seasons at Brown • Earned second-team All-Ivy League honors, Academic All-Ivy honors and was a team captain in 2022-23 • Originally from Chapel Hill, where his dad, Doug, was an assistant coach for the Tar Heels from 2000-03 • Last name pronounced WO-jick.

2023-24 at Carolina: Season highs in scoring (7) and rebounds (6) in 22 minutes in the home loss against Clemson • Made his first three since the win at Clemson on January 6 • Was the fourth time he played 20 or more minutes • Broke a 45-all tie with a three from the left wing with 8:44 to play in the win at Clemson • The three gave UNC the lead for good and was his first three since November 24 vs. Arkansas • Scored five second-half points in the win over Arkansas • Made two threes, one in the opener and the second vs. the Razorbacks • Started the first three games, including the season opener vs. Radford despite taking an errant elbow to the forehead during shootaround the day of the game, which led to 10 stitches • Scored or assisted on eight of UNC's first 13 points vs. Radford.

2022-23 at Brown: Earned second-team All-Ivy and Academic All-Ivy honors • Made 57 of 150 three-pointers (.380) and was fourth in the Ivy League in assists per game, tied for fourth in rebounds per game and fifth in scoring • Led the Bears with 87 assists, was the co-leader with 35 steals and was second in scoring (14.9 ppg), three-pointers (57) and rebounding (7.2 rpg) • Started all 27 games and averaged 34.6 minutes • Averaged 19.9 points and 3.6 assists over the last eight games • One of eight Division I players to average at least 14.5 points, seven rebounds and three assists • Scored in double figures 24 times with a career-best 25 against Yale in the season finale • Scored 20-plus points five times, all in the last eight games, including 24 at Penn, 20 at Columbia and 25 vs. Yale in his final three games for Brown • Had four double-doubles against Vermont, Loyola Maryland, Michigan State and Cornell • Career-high 13 rebounds at Michigan State • Made a three-pointer in 23 games with multiple threes 16 times • Career-high five 3FGs against UMass-Lowell and four in four other games.

2021-22 at Brown: Started all 27 games in which he played (missed the last two games due to injury) • Second on the team with 38 three-pointers and third in scoring with 9.6 points per game • Scored a season-high

| 2023-24 | FG | 3FG | FT | REB | PF | PTS | A | TO | B | S | MP |
|---------------------|-----|-----|-----|-------|----|-----|---|----|---|---|----|
| Radford• | 2-2 | 1-1 | 0-0 | 2-1-3 | 1 | 5 | 3 | 1 | 0 | 0 | 20 |
| Lehigh• | 0-2 | 0-1 | 2-2 | 1-1-2 | 3 | 2 | 0 | 1 | 0 | 0 | 12 |
| UC Riverside• | 0-2 | 0-1 | 2-2 | 0-2-2 | 0 | 2 | 2 | 1 | 0 | 2 | 19 |
| vs. Northern Iowa | 1-2 | 0-0 | 4-4 | 0-0-0 | 0 | 6 | 0 | 0 | 0 | 0 | 13 |
| vs. Villanova | 1-3 | 0-2 | 0-0 | 0-0-0 | 3 | 2 | 0 | 0 | 0 | 0 | 20 |
| vs. Arkansas | 2-5 | 1-3 | 0-0 | 0-0-0 | 2 | 5 | 0 | 2 | 0 | 0 | 20 |
| Tennessee | 0-0 | 0-0 | 0-0 | 0-0-0 | 0 | 0 | 0 | 0 | 0 | 0 | 3 |
| Florida State | 0-2 | 0-1 | 0-0 | 0-0-0 | 0 | 0 | 1 | 0 | 0 | 0 | 4 |
| vs. UConn | 1-1 | 0-0 | 0-1 | 1-0-1 | 1 | 2 | 0 | 0 | 0 | 0 | 7 |
| vs. Kentucky | 1-1 | 0-0 | 0-0 | 0-0-0 | 2 | 2 | 0 | 0 | 0 | 0 | 2 |
| vs. Oklahoma | 0-1 | 0-1 | 0-0 | 0-0-0 | 0 | 0 | 0 | 0 | 0 | 0 | 2 |
| Charleston Southern | 1-4 | 0-3 | 0-0 | 0-1-1 | 1 | 2 | 0 | 1 | 0 | 0 | 11 |
| at Pittsburgh | 0-0 | 0-0 | 0-0 | 0-0-0 | 1 | 0 | 0 | 0 | 0 | 0 | 3 |
| at Clemson | 1-2 | 1-1 | 0-0 | 1-1-2 | 1 | 3 | 0 | 2 | 0 | 0 | 10 |
| at NC State | 0-0 | 0-0 | 0-0 | 0-0-0 | 1 | 0 | 0 | 0 | 0 | 0 | 3 |
| Syracuse | 0-2 | 0-2 | 0-0 | 0-1-1 | 2 | 0 | 1 | 0 | 0 | 0 | 10 |
| Louisville | 0-2 | 0-2 | 2-2 | 0-0-0 | 0 | 2 | 0 | 0 | 0 | 0 | 3 |
| at Boston College | 0-0 | 0-0 | 0-0 | 0-0-0 | 0 | 0 | 0 | 0 | 0 | 0 | 3 |
| Wake Forest | 0-1 | 0-0 | 0-0 | 0-1-1 | 2 | 0 | 0 | 0 | 0 | 0 | 4 |
| at Florida State | 1-1 | 0-0 | 0-0 | 1-0-1 | 0 | 2 | 0 | 1 | 0 | 0 | 5 |
| at Georgia Tech | 0-0 | 0-0 | 0-0 | 0-0-0 | 1 | 0 | 0 | 1 | 0 | 0 | 3 |
| Duke | DNP | | | | | | | | | | |
| Clemson | 2-4 | 1-2 | 2-4 | 1-5-6 | 2 | 7 | 1 | 0 | 0 | 1 | 22 |
| at Miami | | | | | | | | | | | |
| at Syracuse | | | | | | | | | | | |
| Virginia Tech | | | | | | | | | | | |
| at Virginia | | | | | | | | | | | |
| Miami | | | | | | | | | | | |
| NC State | | | | | | | | | | | |
| Notre Dame | | | | | | | | | | | |
| at Duke | | | | | | | | | | | |

17 points in wins over Sacred Heart and Harvard • Totaled 14 points, six rebounds, three assists and two steals in UNC's 94-87 win over Brown in the Smith Center.

2019-21 at Loyola Chicago: Played in 45 games in two seasons for the Ramblers • Scored 61 points with 37 rebounds and 18 assists in 30 games as a freshman and 37 points, 14 rebounds and six assists in 15 games as a sophomore.

| WOJCIK'S STATS AT LOYOLA CHICAGO | | | | | | | | | | | | | | | | | | | |
|----------------------------------|-------------|------------|------------|--------------|-------------|--------------|-------------|--------------|-------------|----------|-----------|-----------|------------|-----------|-----------|----------|-----------|-----------|------------|
| Years | GP-GS | Min. | Ave. | FGM-A | Pct. | 3FGM-A | Pct. | FTM-A | Pct. | Off | Def | Reb | Ave. | A | TO | B | S | Pts | Ave. |
| 2018-19 | 30-1 | 327 | 10.9 | 25-48 | .521 | 8-19 | .421 | 3-7 | .429 | 2 | 35 | 37 | 1.2 | 18 | 14 | 0 | 14 | 61 | 2.0 |
| 2019-20 | 15-0 | 93 | 6.2 | 13-26 | .500 | 4-10 | .400 | 7-9 | .778 | 2 | 12 | 14 | 0.9 | 6 | 5 | 1 | 2 | 37 | 2.5 |
| Totals | 45-1 | 420 | 9.3 | 38-74 | .514 | 12-29 | .414 | 10-16 | .625 | 4 | 47 | 51 | 1.1 | 24 | 19 | 1 | 16 | 98 | 2.2 |

| WOJCIK'S STATS AT BROWN | | | | | | | | | | | | | | | | | | | |
|-------------------------|--------------|-------------|-------------|----------------|-------------|---------------|-------------|----------------|-------------|-----------|------------|------------|------------|------------|-----------|----------|-----------|------------|-------------|
| Years | GP-GS | Min. | Ave. | FGM-A | Pct. | 3FGM-A | Pct. | FTM-A | Pct. | Off | Def | Reb | Ave. | A | TO | B | S | Pts | Ave. |
| 2021-22 | 27-27 | 746 | 27.6 | 93-221 | .421 | 38-115 | .330 | 35-53 | .660 | 14 | 67 | 81 | 3.0 | 36 | 31 | 2 | 24 | 259 | 9.6 |
| 2022-23 | 27-27 | 933 | 34.6 | 137-297 | .461 | 57-150 | .380 | 71-103 | .689 | 14 | 180 | 194 | 7.2 | 87 | 49 | 1 | 35 | 402 | 14.9 |
| Totals | 54-54 | 1679 | 31.1 | 230-518 | .444 | 95-265 | .358 | 106-156 | .679 | 28 | 247 | 275 | 5.1 | 123 | 80 | 3 | 59 | 661 | 12.2 |

| WOJCIK'S STATS AT CAROLINA | | | | | | | | | | | | | | | | | | | |
|----------------------------|-------|------|------|-------|------|--------|------|-------|------|-----|-----|-----|------|---|----|---|---|-----|------|
| Years | GP-GS | Min. | Ave. | FGM-A | Pct. | 3FGM-A | Pct. | FTM-A | Pct. | Off | Def | Reb | Ave. | A | TO | B | S | Pts | Ave. |
| 2023-24 | 22-3 | 198 | 9.0 | 13-37 | .351 | 4-20 | .200 | 12-15 | .800 | 7 | 13 | 20 | 0.9 | 8 | 10 | 0 | 3 | 42 | 1.9 |

| WOJCIK'S FIVE-YEAR COLLEGE STATS | | | | | | | | | | | | | | | | | | | |
|----------------------------------|---------------|-------------|-------------|----------------|-------------|----------------|-------------|----------------|-------------|-----------|------------|------------|------------|------------|------------|----------|-----------|------------|------------|
| Totals | GP-GS | Min. | Ave. | FGM-A | Pct. | 3FGM-A | Pct. | FTM-A | Pct. | Off | Def | Reb | Ave. | A | TO | B | S | Pts | Ave. |
| Totals | 121-58 | 2296 | 19.0 | 281-629 | .447 | 111-314 | .354 | 128-187 | .684 | 39 | 307 | 346 | 2.9 | 155 | 109 | 4 | 78 | 801 | 6.6 |

PAXSON WOJCIK'S GAME-BY-GAME LOGS

| 2019-20 Loyola Chicago | FG | 3FG | FT | REB | PF | PTS | A | TO | B | ST | MP |
|-------------------------------|-----|-----|-----|-------|----|-----|---|----|---|----|----|
| UC Davis | 2-5 | 0-1 | 0-0 | 0-4-4 | 1 | 4 | 2 | 1 | 0 | 0 | 17 |
| at Furman | 1-3 | 0-0 | 0-0 | 1-1-2 | 1 | 2 | 0 | 0 | 0 | 0 | 9 |
| Coppin State | DNP | | | | | | | | | | |
| St. Joseph's | 2-2 | 0-0 | 2-3 | 0-2-2 | 0 | 6 | 2 | 0 | 0 | 1 | 21 |
| IUPUI | 4-6 | 2-3 | 0-0 | 0-4-4 | 0 | 10 | 3 | 0 | 0 | 3 | 24 |
| vs. South Florida | 2-3 | 0-0 | 1-2 | 0-1-1 | 3 | 5 | 0 | 1 | 0 | 2 | 25 |
| vs. Colorado State | 2-2 | 0-0 | 0-0 | 0-4-4 | 2 | 4 | 2 | 1 | 0 | 0 | 32 |
| vs. Old Dominion | 0-0 | 0-0 | 0-0 | 0-2-2 | 1 | 0 | 1 | 2 | 0 | 0 | 12 |
| at Ball State | 0-0 | 0-0 | 0-0 | 0-0-0 | 0 | 0 | 0 | 1 | 0 | 0 | 7 |
| Quincy | 2-3 | 1-2 | 0-0 | 0-3-3 | 2 | 5 | 2 | 0 | 0 | 2 | 22 |
| Norfolk State | 0-1 | 0-1 | 0-0 | 0-0-0 | 0 | 0 | 0 | 1 | 0 | 0 | 12 |
| vs. Vanderbilt | 1-2 | 1-1 | 0-0 | 1-2-3 | 1 | 3 | 0 | 0 | 0 | 0 | 11 |
| Davidson | 0-0 | 0-0 | 0-0 | 0-3-3 | 1 | 0 | 0 | 0 | 0 | 0 | 11 |
| at Valparaiso | 0-0 | 0-0 | 0-0 | 0-0-0 | 0 | 0 | 0 | 0 | 0 | 0 | 4 |
| Missouri State | 0-0 | 0-0 | 0-0 | 0-0-0 | 0 | 0 | 0 | 0 | 0 | 1 | 5 |
| at Drake | 0-0 | 0-0 | 0-0 | 0-0-0 | 0 | 0 | 1 | 0 | 0 | 0 | 3 |
| Evansville | 2-2 | 2-2 | 0-1 | 0-2-2 | 0 | 6 | 0 | 2 | 0 | 1 | 14 |
| Southern Illinois | 0-0 | 0-0 | 0-0 | 0-0-0 | 0 | 0 | 0 | 0 | 0 | 0 | 2 |
| at Illinois State | 2-2 | 1-1 | 0-0 | 0-0-0 | 1 | 5 | 0 | 1 | 0 | 0 | 7 |
| Indiana State | 1-3 | 0-1 | 0-1 | 0-0-0 | 2 | 2 | 1 | 0 | 0 | 0 | 14 |
| at Northern Iowa | 1-1 | 1-1 | 0-0 | 0-2-2 | 3 | 3 | 0 | 0 | 0 | 0 | 10 |
| at Southern Illinois | 0-0 | 0-0 | 0-0 | 0-1-1 | 2 | 0 | 1 | 0 | 0 | 2 | 10 |
| Bradley | 0-0 | 0-0 | 0-0 | 0-0-0 | 0 | 0 | 0 | 0 | 0 | 1 | 7 |
| at Indiana State | 0-2 | 0-1 | 0-0 | 0-0-0 | 0 | 0 | 0 | 1 | 0 | 0 | 10 |
| Valparaiso | 0-1 | 0-1 | 0-0 | 0-0-0 | 2 | 0 | 0 | 0 | 0 | 0 | 4 |
| at Evansville | 0-1 | 0-1 | 0-0 | 0-0-0 | 0 | 0 | 0 | 0 | 0 | 0 | 3 |
| Northern Iowa | DNP | | | | | | | | | | |
| Illinois State | 0-1 | 0-1 | 0-0 | 0-0-0 | 0 | 0 | 0 | 0 | 0 | 0 | 4 |
| at Missouri State | 0-0 | 0-0 | 0-0 | 0-0-0 | 1 | 0 | 0 | 1 | 0 | 0 | 3 |
| Drake | 0-2 | 0-1 | 0-0 | 0-1-1 | 0 | 0 | 1 | 0 | 0 | 1 | 8 |
| at Bradley | 1-2 | 0-0 | 0-0 | 0-1-1 | 0 | 2 | 1 | 1 | 0 | 0 | 7 |
| vs. Valparaiso (MVC) | 2-4 | 0-1 | 0-0 | 0-2-2 | 0 | 4 | 1 | 1 | 0 | 0 | 9 |
| 2020-21 Loyola Chicago | | | | | | | | | | | |
| Lewis | 0-1 | 0-1 | 1-2 | 0-0-0 | 4 | 1 | 0 | 1 | 1 | 0 | 10 |
| Chicago State | 3-4 | 0-1 | 1-1 | 0-1-1 | 1 | 7 | 2 | 1 | 0 | 0 | 8 |
| at Illinois-Chicago | DNP | | | | | | | | | | |
| at Wisconsin | DNP | | | | | | | | | | |
| vs. Richmond | 0-0 | 0-0 | 0-0 | 0-0-0 | 0 | 0 | 0 | 0 | 0 | 0 | 3 |
| St. Francis (IL) | 1-2 | 0-0 | 2-2 | 0-6-6 | 2 | 4 | 2 | 1 | 0 | 0 | 23 |
| Illinois State | 2-4 | 1-1 | 0-0 | 1-2-3 | 0 | 5 | 1 | 1 | 0 | 0 | 10 |
| Illinois State | 0-1 | 0-1 | 3-3 | 0-0-0 | 1 | 3 | 0 | 0 | 0 | 0 | 3 |
| North Texas | DNP | | | | | | | | | | |
| at Indiana State | DNP | | | | | | | | | | |
| at Indiana State | DNO | | | | | | | | | | |
| Northern Iowa | 0-0 | 0-0 | 0-0 | 0-0-0 | 0 | 0 | 0 | 0 | 0 | 0 | 1 |
| Northern Iowa | 3-5 | 1-2 | 0-1 | 0-1-1 | 0 | 7 | 1 | 0 | 0 | 2 | 11 |
| at Valparaiso | 2-3 | 1-2 | 0-0 | 1-1-2 | 0 | 5 | 0 | 1 | 0 | 0 | 5 |
| at Bradley | DNP | | | | | | | | | | |
| at Bradley | DNP | | | | | | | | | | |
| at Missouri State | 0-0 | 0-0 | 0-0 | 0-0-0 | 0 | 0 | 0 | 0 | 0 | 0 | 5 |
| at Missouri State | 0-1 | 0-1 | 0-0 | 0-0-0 | 0 | 0 | 0 | 0 | 0 | 0 | 3 |
| Evansville | DNP | | | | | | | | | | |
| Evansville | DNP | | | | | | | | | | |
| at Drake | 1-1 | 0-0 | 0-0 | 0-0-0 | 0 | 2 | 0 | 0 | 0 | 0 | 2 |
| at Drake | DNP | | | | | | | | | | |
| Valparaiso | DNP | | | | | | | | | | |
| Southern Illinois | DNP | | | | | | | | | | |
| Southern Illinois | DNP | | | | | | | | | | |
| vs. S. Illinois (MVC) | 1-4 | 1-1 | 0-0 | 0-1-1 | 0 | 3 | 0 | 0 | 0 | 0 | 6 |
| vs. Indiana State | 0-0 | 0-0 | 0-0 | 0-0-0 | 1 | 0 | 0 | 0 | 0 | 0 | 3 |
| vs. Drake | DNP | | | | | | | | | | |
| vs. Georgia Tech (NCAA) | DNP | | | | | | | | | | |
| vs. Illinois | DNP | | | | | | | | | | |
| vs. Oregon State | 0-0 | 0-0 | 0-0 | 0-0-0 | 0 | 0 | 0 | 0 | 0 | 0 | 0 |

| 2021-22 Brown | FG | 3FG | FT | REB | PF | PTS | A | TO | B | ST | MP |
|---------------------|------|-----|-----|-------|----|-----|---|----|---|----|----|
| Salve Regina | 4-7 | 4-7 | 0-0 | 0-5-5 | 0 | 12 | 3 | 0 | 0 | 0 | 22 |
| at North Carolina | 7-19 | 0-5 | 0-1 | 0-6-6 | 4 | 14 | 3 | 0 | 0 | 2 | 36 |
| Central Connecticut | 4-9 | 1-5 | 3-3 | 1-5-6 | 2 | 12 | 1 | 2 | 0 | 0 | 28 |
| Johnson & Wales | 4-6 | 1-3 | 0-0 | 1-2-3 | 2 | 9 | 1 | 2 | 0 | 1 | 16 |
| vs. Creighton | 3-10 | 2-5 | 4-5 | 1-2-3 | 1 | 12 | 0 | 3 | 1 | 1 | 29 |
| vs. Bradley | 2-7 | 1-2 | 2-5 | 0-0-0 | 1 | 7 | 0 | 0 | 0 | 0 | 31 |
| vs. Colorado | 4-8 | 1-4 | 5-7 | 0-5-5 | 1 | 14 | 1 | 2 | 0 | 0 | 33 |
| Bryant | 2-7 | 0-3 | 0-0 | 1-2-3 | 1 | 4 | 1 | 2 | 0 | 1 | 35 |
| at Quinnipiac | 1-8 | 1-6 | 0-0 | 1-3-4 | 2 | 3 | 2 | 3 | 0 | 0 | 30 |
| at UMass-Lowell | 2-6 | 2-3 | 3-5 | 1-2-3 | 2 | 9 | 4 | 2 | 0 | 4 | 32 |
| Sacred Heart | 7-11 | 3-7 | 0-0 | 0-2-2 | 1 | 17 | 1 | 1 | 0 | 0 | 28 |
| at Merrimack | 4-5 | 4-5 | 2-2 | 1-2-3 | 0 | 14 | 1 | 2 | 0 | 0 | 27 |
| Vermont | 5-10 | 1-5 | 2-3 | 1-4-5 | 3 | 13 | 2 | 1 | 0 | 0 | 33 |
| at Syracuse | 3-8 | 2-4 | 0-0 | 1-0-1 | 0 | 8 | 1 | 1 | 0 | 1 | 25 |
| at Maryland | 1-4 | 0-1 | 1-3 | 2-7-9 | 1 | 3 | 3 | 1 | 0 | 1 | 31 |
| at Penn | 4-8 | 0-2 | 1-1 | 0-0-0 | 3 | 9 | 1 | 1 | 0 | 1 | 29 |
| at Harvard | 6-12 | 3-6 | 2-4 | 0-4-4 | 2 | 17 | 2 | 1 | 0 | 0 | 32 |
| at Dartmouth | 0-7 | 0-5 | 0-0 | 0-1-1 | 1 | 0 | 0 | 1 | 0 | 0 | 24 |
| at Princeton | 3-7 | 1-3 | 2-2 | 0-2-2 | 2 | 9 | 0 | 3 | 0 | 3 | 32 |
| Yale | 5-10 | 2-6 | 1-1 | 0-3-3 | 2 | 13 | 1 | 0 | 0 | 0 | 30 |
| at Columbia | 5-8 | 4-6 | 1-3 | 0-3-3 | 2 | 15 | 0 | 2 | 0 | 2 | 22 |
| Cornell | 5-10 | 3-8 | 3-3 | 2-2-4 | 2 | 16 | 3 | 0 | 1 | 1 | 32 |
| Harvard | 3-7 | 1-4 | 0-0 | 1-2-3 | 1 | 7 | 4 | 1 | 0 | 2 | 36 |
| Dartmouth | 4-8 | 0-2 | 3-5 | 0-1-1 | 1 | 11 | 1 | 0 | 0 | 2 | 29 |
| at Cornell | 1-4 | 0-2 | 0-0 | 0-0-0 | 1 | 2 | 0 | 0 | 0 | 1 | 8 |
| Princeton | 3-9 | 1-5 | 0-0 | 0-2-2 | 3 | 7 | 0 | 0 | 0 | 1 | 24 |
| Penn | 1-6 | 0-1 | 0-0 | 0-0-0 | 1 | 2 | 0 | 0 | 0 | 0 | 12 |
| vs. Columbia | DNP | | | | | | | | | | |
| at Yale | DNP | | | | | | | | | | |

| 2022-23 Brown | FG | 3FG | FT | REB | PF | PTS | A | TO | B | ST | MP |
|------------------------|------|------|------|---------|----|-----|---|----|---|----|----|
| at Vermont | 5-12 | 1-5 | 2-2 | 0-10-10 | 2 | 13 | 2 | 4 | 0 | 3 | 33 |
| Colgate | 4-9 | 2-4 | 2-2 | 1-6-7 | 0 | 12 | 3 | 2 | 0 | 1 | 26 |
| at Loyola (MD) | 4-9 | 3-4 | 1-4 | 0-10-10 | 3 | 12 | 5 | 2 | 0 | 2 | 38 |
| Stony Brook | 2-7 | 1-6 | 2-5 | 0-5-5 | 3 | 7 | 4 | 1 | 0 | 3 | 34 |
| UMass-Lowell | 6-12 | 5-10 | 0-0 | 0-4-4 | 3 | 17 | 1 | 2 | 0 | 3 | 33 |
| Maine | 4-6 | 2-4 | 1-1 | 2-6-8 | 3 | 11 | 2 | 0 | 0 | 0 | 35 |
| at Central Connecticut | 4-10 | 0-3 | 3-5 | 0-5-5 | 1 | 11 | 2 | 3 | 0 | 0 | 34 |
| at Bryant | 6-12 | 3-8 | 3-4 | 0-4-4 | 2 | 18 | 1 | 1 | 0 | 1 | 37 |
| at Hartford | 8-12 | 3-6 | 0-0 | 0-4-4 | 3 | 19 | 6 | 2 | 0 | 0 | 31 |
| at Rhode Island | 3-14 | 1-8 | 1-3 | 0-11-11 | 0 | 8 | 1 | 0 | 0 | 1 | 36 |
| at Michigan State | 3-11 | 1-6 | 3-4 | 3-10-13 | 0 | 10 | 4 | 1 | 0 | 1 | 35 |
| New Hampshire | 3-10 | 2-5 | 0-0 | 1-5-6 | 4 | 8 | 4 | 2 | 0 | 0 | 28 |
| at Northwestern | 4-13 | 4-9 | 1-2 | 0-8-8 | 4 | 13 | 4 | 4 | 0 | 2 | 34 |
| Penn | 4-10 | 1-3 | 1-3 | 0-4-4 | 2 | 10 | 3 | 1 | 0 | 1 | 34 |
| Harvard | 6-11 | 4-8 | 1-1 | 0-6-6 | 4 | 17 | 3 | 4 | 0 | 1 | 39 |
| Dartmouth | 5-12 | 4-7 | 2-2 | 0-5-5 | 2 | 16 | 4 | 0 | 0 | 3 | 35 |
| Princeton | 5-10 | 1-3 | 3-5 | 0-5-5 | 3 | 14 | 4 | 0 | 0 | 1 | 36 |
| at Yale | 5-11 | 1-4 | 2-4 | 0-9-9 | 1 | 13 | 3 | 3 | 0 | 1 | 37 |
| Columbia | 7-10 | 0-1 | 0-0 | 1-6-7 | 2 | 14 | 2 | 1 | 0 | 1 | 32 |
| at Cornell | 7-13 | 4-7 | 4-4 | 0-9-9 | 1 | 22 | 4 | 4 | 1 | 1 | 36 |
| at Dartmouth | 4-10 | 3-7 | 4-4 | 1-8-9 | 3 | 15 | 6 | 2 | 0 | 1 | 36 |
| at Harvard | 6-13 | 3-7 | 8-11 | 1-7-8 | 0 | 23 | 0 | 1 | 0 | 1 | 36 |
| Cornell | 6-12 | 3-7 | 0-0 | 0-11-11 | 3 | 15 | 6 | 1 | 0 | 0 | 35 |
| at Princeton | 4-13 | 0-5 | 7-10 | 2-6-8 | 3 | 15 | 1 | 2 | 0 | 1 | 33 |
| at Penn | 6-10 | 3-5 | 9-11 | 0-2-2 | 0 | 24 | 2 | 3 | 0 | 1 | 34 |
| at Columbia | 7-9 | 0-1 | 6-9 | 2-6-8 | 2 | 20 | 6 | 2 | 0 | 2 | 37 |
| Yale | 9-16 | 2-7 | 5-7 | 0-8-8 | 5 | 25 | 4 | 1 | 0 | 3 | 38 |



13 – JALEN WASHINGTON

6-10, 230, Sophomore, Forward, Gary, Ind.



X: @jalen_w13
Instagram: w._jalen

2023-24: Averaging 4.4 points and 2.8 rebounds • Made 37 of 54 shots from the floor (68.5%) • Is 6 for 7 from the floor over the last four games • Is 5 for 11 from three-point range (0 for his last 5) • Scored in double figures three times this season (each time in 16 or fewer minutes) and four times as a Tar Heel • Eight points and five rebounds (career-high four offensive) at Georgia Tech • Made 4 of 5 from the floor, scored 11 points and had six rebounds, two assists and two steals in 12 minutes vs. Syracuse • Grabbed a career-high eight rebounds and was plus 7 in the win at NC State (was his second-best plus/minus in a ACC game) • Career highs in scoring (17) and rebounding (7) in a season-long 16 minutes against Charleston Southern • Was 7 for 9 from the floor and made a pair of threes against CSU • Hit his third three-pointer and totaled seven points in the win over Tennessee • Scored six first-half points in the win over Arkansas • Hit his first two college three-pointers, also had career highs in offensive rebounds (3) and blocks (2) and scored in double figures for the second time (11) in the win over UC Riverside • Eight points and four rebounds vs. Radford (was his highest point total since 1/10/23 at Virginia).

2022-23: Averaged 2.2 points and 1.4 rebounds in 20 games • Grabbed three rebounds in the win over Virginia • Two field goals (first multi-FG game in seven games) vs. Clemson • Made all four of his free throws at Louisville and was a plus 18 in 19 minutes vs. the Cards • Breakout game at Virginia when he scored 13 points and grabbed six rebounds in 27 minutes • Pressed into extended minutes after Armando Bacot injured his ankle less than two minutes into the game with Pete Nance already out with a strained back • Scored 12 first-half points as Carolina built a 29-27 lead • Came into the game having played 19 minutes total in his previous six games • Three rebounds in home win over Notre Dame • Six points in six minutes vs. The Citadel • Made his collegiate debut and scored his first two points on 12/10 vs. Georgia Tech.

| 2023-24 | FG | 3FG | FT | REB | PF | PTS | A | TO | B | S | MP |
|---------------------|------|-----|-----|-------|----|-----|---|----|---|---|----|
| Radford | 3-3 | 0-0 | 2-3 | 2-2-4 | 0 | 8 | 0 | 0 | 0 | 0 | 10 |
| Lehigh | 1-1 | 0-0 | 3-3 | 0-1-1 | 0 | 5 | 0 | 1 | 0 | 0 | 9 |
| UC Riverside | 4-5 | 2-2 | 1-2 | 3-2-5 | 1 | 11 | 0 | 0 | 2 | 0 | 12 |
| vs. Northern Iowa | 1-1 | 0-0 | 1-2 | 1-0-1 | 4 | 2 | 0 | 1 | 1 | 0 | 12 |
| vs. Villanova | 0-0 | 0-0 | 0-1 | 1-0-1 | 0 | 0 | 0 | 1 | 2 | 0 | 6 |
| vs. Arkansas | 1-1 | 0-0 | 4-7 | 2-3-5 | 1 | 6 | 0 | 1 | 0 | 0 | 11 |
| Tennessee | 3-3 | 1-1 | 0-0 | 2-1-3 | 1 | 7 | 1 | 1 | 0 | 1 | 8 |
| Florida State | 1-2 | 0-0 | 0-0 | 1-2-3 | 3 | 2 | 0 | 0 | 1 | 0 | 7 |
| vs. UConn | 0-2 | 0-0 | 0-0 | 0-0-0 | 0 | 0 | 0 | 0 | 0 | 0 | 6 |
| vs. Kentucky | 0-2 | 0-1 | 2-2 | 0-1-1 | 3 | 2 | 0 | 0 | 0 | 0 | 8 |
| vs. Oklahoma | 2-2 | 0-0 | 0-0 | 1-1-2 | 1 | 4 | 0 | 0 | 0 | 0 | 5 |
| Charleston Southern | 7-9 | 2-3 | 1-2 | 2-5-7 | 0 | 17 | 0 | 0 | 2 | 0 | 16 |
| at Pittsburgh | 0-2 | 0-1 | 2-3 | 0-2-2 | 1 | 2 | 1 | 0 | 2 | 0 | 8 |
| at Clemson | 2-3 | 0-1 | 0-0 | 0-2-2 | 1 | 4 | 0 | 0 | 1 | 0 | 8 |
| at NC State | 1-4 | 0-1 | 0-0 | 2-6-8 | 5 | 2 | 0 | 0 | 0 | 0 | 12 |
| Syracuse | 4-5 | 0-0 | 3-5 | 2-4-6 | 2 | 11 | 2 | 1 | 0 | 2 | 12 |
| Louisville | 0-1 | 0-0 | 0-0 | 0-2-2 | 1 | 0 | 0 | 0 | 0 | 0 | 4 |
| at Boston College | 0-0 | 0-0 | 0-0 | 0-0-0 | 3 | 0 | 0 | 2 | 0 | 0 | 6 |
| Wake Forest | 2-2 | 0-0 | 0-0 | 0-1-1 | 1 | 4 | 0 | 1 | 1 | 0 | 5 |
| at Florida State | 1-1 | 0-0 | 0-0 | 0-1-1 | 0 | 2 | 0 | 0 | 0 | 0 | 6 |
| at Georgia Tech | 3-3 | 0-0 | 2-4 | 4-1-5 | 1 | 8 | 0 | 0 | 0 | 0 | 10 |
| Duke | 1-1 | 0-0 | 0-0 | 1-0-1 | 2 | 0 | 0 | 0 | 0 | 0 | 3 |
| Clemson | 0-1 | 0-1 | 2-2 | 2-2-4 | 3 | 2 | 1 | 1 | 0 | 0 | 13 |
| at Miami | | | | | | | | | | | |
| at Syracuse | | | | | | | | | | | |
| Virginia Tech | | | | | | | | | | | |
| at Virginia | | | | | | | | | | | |
| Miami | | | | | | | | | | | |
| NC State | | | | | | | | | | | |
| Notre Dame | | | | | | | | | | | |
| at Duke | | | | | | | | | | | |
| 2022-23 | FG | 3FG | FT | REB | PF | PTS | A | TO | B | S | MP |
| first 9 games | | | | | | | | | | | |
| | | | | | | | | | | | |
| Georgia Tech | 1-1 | 0-0 | 0-0 | 0-0-0 | 0 | 2 | 0 | 0 | 0 | 0 | 2 |
| The Citadel | 2-4 | 0-0 | 2-3 | 0-0-0 | 1 | 6 | 0 | 0 | 0 | 0 | 6 |
| vs. Ohio State | 0-0 | 0-0 | 0-0 | 0-0-0 | 0 | 0 | 0 | 0 | 0 | 0 | 0+ |
| vs. Michigan | 0-0 | 0-0 | 1-2 | 0-1-1 | 1 | 1 | 0 | 0 | 0 | 0 | 1 |
| at Pittsburgh | | | | | | | | | | | |
| | | | | | | | | | | | |
| Wake Forest | 1-3 | 0-1 | 0-0 | 1-1-2 | 3 | 2 | 0 | 0 | 0 | 0 | 4 |
| Notre Dame | 1-2 | 0-0 | 0-0 | 1-2-3 | 1 | 2 | 0 | 2 | 0 | 0 | 6 |
| at Virginia | 5-11 | 0-2 | 3-6 | 1-5-6 | 1 | 13 | 0 | 1 | 1 | 0 | 27 |
| at Louisville | 1-2 | 0-0 | 4-4 | 0-3-3 | 4 | 6 | 0 | 2 | 0 | 1 | 19 |
| Boston College | | | | | | | | | | | |
| | | | | | | | | | | | |
| NC State | 0-1 | 0-0 | 1-2 | 0-0-0 | 0 | 1 | 1 | 0 | 0 | 0 | 5 |
| at Syracuse | 1-1 | 0-0 | 0-0 | 0-2-2 | 0 | 2 | 0 | 0 | 0 | 0 | 5 |
| Pittsburgh | 0-0 | 0-0 | 0-0 | 0-0-0 | 0 | 0 | 0 | 0 | 0 | 0 | 3 |
| at Duke | 1-2 | 0-1 | 0-0 | 0-0-0 | 1 | 2 | 0 | 0 | 0 | 0 | 4 |
| at Wake Forest | 1-2 | 0-1 | 0-0 | 0-1-1 | 0 | 2 | 0 | 1 | 0 | 0 | 6 |
| Clemson | 2-4 | 0-1 | 0-0 | 0-1-1 | 1 | 4 | 0 | 0 | 0 | 0 | 8 |
| Miami | 0-0 | 0-0 | 0-0 | 0-1-1 | 0 | 0 | 0 | 0 | 0 | 0 | 2 |
| at NC State | | | | | | | | | | | |
| | | | | | | | | | | | |
| at Notre Dame | 0-1 | 0-0 | 0-0 | 0-0-0 | 0 | 0 | 0 | 0 | 0 | 0 | 1 |
| Virginia | 0-0 | 0-0 | 0-0 | 0-3-3 | 0 | 0 | 0 | 1 | 0 | 0 | 4 |
| at Florida State | 0-1 | 0-1 | 0-0 | 0-2-2 | 1 | 0 | 1 | 0 | 0 | 0 | 4 |
| Duke | 0-0 | 0-0 | 0-0 | 0-0-0 | 1 | 0 | 0 | 0 | 0 | 0 | 1 |
| vs. BC (ACC) | 0-0 | 0-0 | 0-0 | 0-2-2 | 1 | 0 | 0 | 0 | 0 | 0 | 4 |
| vs. Virginia | | | | | | | | | | | |
| | | | | | | | | | | | |

| WASHINGTON'S STATS | | | | | | | | | | | | | | | | | | | |
|--------------------|-------------|------------|------------|--------------|-------------|-------------|-------------|--------------|-------------|-----------|-----------|-----------|------------|----------|-----------|-----------|----------|------------|------------|
| Year | GP-GS | Min. | Ave. | FGM-A | Pct. | 3FGM-A | Pct. | FTM-A | Pct. | Off | Def | Reb | Ave. | A | TO | B | S | Pts | Ave. |
| 2022-23 | 20-0 | 113 | 5.7 | 16-35 | .457 | 0-7 | .000 | 11-17 | .647 | 3 | 24 | 27 | 1.4 | 2 | 7 | 1 | 1 | 43 | 2.2 |
| 2023-24 | 23-0 | 198 | 8.6 | 37-54 | .685 | 5-11 | .455 | 23-36 | .639 | 26 | 39 | 65 | 2.8 | 5 | 10 | 12 | 3 | 102 | 4.4 |
| Totals | 43-0 | 311 | 7.2 | 53-89 | .596 | 5-18 | .278 | 34-53 | .642 | 29 | 63 | 92 | 2.1 | 7 | 17 | 13 | 4 | 145 | 3.4 |



24 - JAE'LYN WITHERS

6-9, 215, Grad Student, Forward, Charlotte, N.C.



X: @jaelynwitthers
Instagram: jaelynwitthers

Career: Earned his degree in 2023 in exercise science from the University of Louisville • Scored 748 points in 104 games at UL and UNC • Made 64 starts in 81 games over the previous three seasons for the Cardinals, averaging 8.1 points and 5.6 rebounds • Red-shirted in 2019-20 then earned All-ACC Freshman team honors the following season, when he averaged 10.1 points and 7.7 rebounds and led Louisville in field goal shooting at 55.1% • Has scored in double figures 33 times (three times as a Tar Heel) with

a career-best 20 points twice, grabbed a career-high 13 rebounds twice and has six double-doubles in points and rebounds • Made a career-best four three-pointers three times • Originally from Charlotte, where his father, Curtis, was a three-time all-conference standout for the 49ers • First name pronounced JAY-lynn.

2023-24 at Carolina: Averaging 4.1 points and 3.3 rebounds • Second on the team with 13 blocked shots • Four games with two or more blocks • Seven rebounds and went 5 for 6 from the line vs. Wake Forest • Scored nine points in the win at Boston College, including his first 3FG in ACC play • First double-double as a Tar Heel with 15 points and 10 boards in the win over Louisville • Led UNC in second-half scoring with 10 of his 15 points (including eight after the Cards cut a 20-point deficit to five) • Was a game-high plus 24, his best of the season • Made 4 of 5 from the floor, scored 10 points and added six rebounds vs. Syracuse • Was his second double-figure scoring game as a Tar Heel (first since UNI on Nov. 22) • Blocked two shots and made 4 of 7 free throws in the win at NC State • Grabbed six rebounds, including three offensive, in the win at Clemson • Scored six points, including an offensive rebound/slam, at Pittsburgh • Was a plus 13 in 19 minutes (longest stint in five games) against Kentucky, contributing four points, three boards, two assists, two blocks and two steals • Season-high 11 points vs. Northern Iowa • Career-high three blocks vs. UC Riverside • Scored four points and had two steals against Radford.

2022-23 at Louisville: Averaged 8.9 points and 5.3 rebounds • Shot 43.3% from the floor, including a team-high 41.7% from three (40 of 96) • Team captain • Scored in double figures 13 times, 10 in ACC play, with a high of 19 against Georgia Tech • Also had a career-high 13 rebounds vs. the Yellow Jackets for one of his two double-doubles (also 15 and 11 and a career-high five steals vs. Wright State) • Made a career-best four three-pointers against Georgia Tech, Florida State and Miami • Made a three in 21 games with multiple threes 12 times • Made 17 threes over a six-game stretch midway through conference play • Made 7 of 10 field goals, including 4 of 6 from three, and had five rebounds at Miami • Eight points and eight rebounds at home against UNC.

2021-22 at Louisville: Averaged 5.8 points and 4.6 rebounds in 29 games • Made 15 starts • Second on the team in rebounding and third with 20 steals • Scored in double figures eight times with a season-high 20 on 9 of 17 shooting from the floor at Notre Dame • Grabbed 11 rebounds vs. Maryland and had 10 vs. Clemson • Suffered a right knee contusion at

| 2023-24 | FG | 3FG | FT | REB | PF | PTS | A | TO | B | S | MP |
|---------------------|-----|-----|-----|--------|----|-----|---|----|---|---|----|
| Radford | 2-2 | 0-0 | 0-0 | 0-1-1 | 2 | 4 | 0 | 1 | 0 | 2 | 15 |
| Lehigh | 2-5 | 0-0 | 0-0 | 0-3-3 | 1 | 4 | 1 | 0 | 0 | 1 | 13 |
| UC Riverside | 0-1 | 0-0 | 2-2 | 0-3-3 | 1 | 2 | 0 | 0 | 3 | 1 | 16 |
| vs. Northern Iowa | 4-5 | 1-2 | 2-2 | 0-4-4 | 2 | 11 | 2 | 1 | 1 | 0 | 22 |
| vs. Villanova | 0-2 | 0-1 | 2-2 | 1-6-7 | 5 | 2 | 0 | 4 | 0 | 0 | 20 |
| vs. Arkansas | 2-5 | 0-1 | 1-2 | 2-3-5 | 3 | 5 | 0 | 0 | 0 | 0 | 16 |
| Tennessee | 0-2 | 0-0 | 0-0 | 1-1-2 | 2 | 0 | 1 | 3 | 0 | 0 | 12 |
| Florida State | 0-0 | 0-0 | 1-2 | 1-0-1 | 0 | 1 | 0 | 0 | 1 | 0 | 7 |
| vs. UConn | 0-2 | 0-1 | 0-0 | 0-2-2 | 1 | 0 | 1 | 0 | 0 | 0 | 9 |
| vs. Kentucky | 1-4 | 0-2 | 2-2 | 0-3-3 | 2 | 4 | 2 | 1 | 2 | 2 | 19 |
| vs. Oklahoma | 1-2 | 0-1 | 2-2 | 0-0-0 | 3 | 4 | 0 | 0 | 1 | 0 | 4 |
| Charleston Southern | 2-2 | 1-1 | 0-0 | 0-1-1 | 1 | 5 | 2 | 0 | 2 | 0 | 16 |
| at Pittsburgh | 2-3 | 0-1 | 2-2 | 2-1-3 | 3 | 6 | 0 | 2 | 0 | 0 | 12 |
| at Clemson | 1-4 | 0-1 | 0-0 | 3-3-6 | 1 | 2 | 0 | 0 | 0 | 0 | 11 |
| at NC State | 0-1 | 0-1 | 4-7 | 2-1-3 | 0 | 4 | 1 | 1 | 2 | 0 | 12 |
| Syracuse | 4-5 | 0-0 | 2-2 | 2-4-6 | 0 | 10 | 1 | 1 | 0 | 0 | 13 |
| Louisville | 5-6 | 0-0 | 5-7 | 2-8-10 | 0 | 15 | 0 | 1 | 0 | 1 | 24 |
| at Boston College | 3-4 | 1-1 | 2-2 | 2-1-3 | 3 | 9 | 1 | 0 | 0 | 1 | 14 |
| Wake Forest | 0-1 | 0-1 | 5-6 | 0-7-7 | 2 | 5 | 1 | 1 | 0 | 0 | 17 |
| at Florida State | 0-2 | 0-0 | 0-0 | 0-2-2 | 2 | 0 | 0 | 0 | 0 | 0 | 10 |
| at Georgia Tech | 0-0 | 0-0 | 0-0 | 1-1-2 | 0 | 0 | 0 | 0 | 0 | 0 | 7 |
| Duke | 0-1 | 0-1 | 2-2 | 0-1-1 | 1 | 2 | 0 | 0 | 1 | 1 | 10 |
| Clemson | 0-0 | 0-0 | 0-0 | 0-1-1 | 0 | 0 | 0 | 0 | 0 | 0 | 5 |
| at Miami | | | | | | | | | | | |
| at Syracuse | | | | | | | | | | | |
| Virginia Tech | | | | | | | | | | | |
| at Virginia | | | | | | | | | | | |
| Miami | | | | | | | | | | | |
| NC State | | | | | | | | | | | |
| Notre Dame | | | | | | | | | | | |
| at Duke | | | | | | | | | | | |

Virginia Tech late in the season and did not play in the final three games • Averaged eight points and shot 45% from the floor in the 12 games prior to the injury • Also played limited minutes in two games in late February after taking an elbow in practice and needing stitches in his mouth.

2020-21 at Louisville: Earned ACC All-Freshman team honors after averaging 10.1 points and 7.7 rebounds and shooting 55.2% from the floor (79 of 143) • Red-shirted in 2019-20 • Third in the ACC in offensive rebound percentage and seventh in rebounds per game • First Cardinal to earn ACC freshman team honors since the Cardinals joined the league and Louisville's first freshman honoree since Chane Behanan made the Big East All-Rookie team in 2012 • Only Cardinal to start every game • Scored in double figures nine times with a season-high 20 in his third college game against Prairie View • Named ACC Co-Freshman of the Week after averaging 14 points and 11 rebounds and shooting 52.4 percent from the field in wins over Notre Dame and Duke • Scored a dozen points and grabbed a season-high 13 rebounds against the Irish and had 16 points, nine boards at Duke • Had three double-doubles (also 16 and 12 vs. Virginia Tech and 18 and 11 at Miami) • The 16 and 12 against the Hokies made him the first Louisville freshman to have at least 15 points and 12 rebounds in league play since Pervis Ellison had 21 and 13 vs. Memphis in 1986 • Scored 10 of his 13 points in the second half in the Cards' home win over the Blue Devils.

| WITHERS' STATS AT LOUISVILLE | | | | | | | | | | | | | | | |
|------------------------------|--------------|-------------|-------------|----------------|-------------|---------------|-------------|----------------|-------------|------------|------------|------------|------------|------------|------------|
| Year | GP-GS | Min. | Ave. | FGM-A | Pct. | 3FGM-A | Pct. | FTM-A | Pct. | Off | Def | Reb | Ave. | Pts | Ave. |
| 2020-21 | 20-20 | 515 | 25.7 | 79-143 | .552 | 8-21 | .381 | 36-53 | .679 | 51 | 102 | 153 | 7.7 | 202 | 10.1 |
| 2021-22 | 29-15 | 525 | 18.1 | 64-156 | .410 | 15-64 | .234 | 24-36 | .667 | 30 | 102 | 132 | 4.6 | 167 | 5.8 |
| 2022-23 | 32-29 | 800 | 25.0 | 97-224 | .433 | 40-96 | .417 | 50-68 | .735 | 24 | 146 | 170 | 5.3 | 284 | 8.9 |
| Totals | 81-64 | 1840 | 22.7 | 240-523 | .459 | 63-181 | .348 | 110-157 | .701 | 105 | 350 | 455 | 5.6 | 653 | 8.1 |

| WITHERS' STATS AT CAROLINA | | | | | | | | | | | | | | | |
|----------------------------|-------|------|------|-------|------|--------|------|-------|------|-----|-----|-----|------|-----|------|
| Year | GP-GS | Min. | Ave. | FGM-A | Pct. | 3FGM-A | Pct. | FTM-A | Pct. | Off | Def | Reb | Ave. | Pts | Ave. |
| 2023-24 | 23-3 | 305 | 13.2 | 29-59 | .492 | 3-15 | .200 | 34-42 | .810 | 19 | 57 | 76 | 3.3 | 95 | 4.1 |

| WITHERS' FOUR-YEAR COLLEGE STATS | | | | | | | | | | | | | | | |
|----------------------------------|---------------|-------------|-------------|----------------|-------------|---------------|-------------|----------------|-------------|------------|------------|------------|------------|------------|------------|
| Year | GP-GS | Min. | Ave. | FGM-A | Pct. | 3FGM-A | Pct. | FTM-A | Pct. | Off | Def | Reb | Ave. | Pts | Ave. |
| Totals | 104-67 | 2144 | 20.6 | 269-582 | .462 | 66-196 | .337 | 144-199 | .724 | 124 | 407 | 531 | 5.1 | 748 | 7.2 |

JAE'LYN WITHERS' GAME-BY-GAME LOGS

| 2020-21 (Louisville) | FG | 3FG | FT | REB | PF | PTS | AST | TOV | BLK | STL | MP |
|-----------------------------|-----------|------------|-----------|------------|-----------|------------|------------|------------|------------|------------|----------------------------|
| Evansville• | 3-6 | 1-2 | 1-2 | 1-4-5 | 4 | 8 | 0 | 1 | 0 | 0 | 17 |
| Seton Hall• | 3-6 | 0-1 | 5-6 | 0-6-6 | 3 | 11 | 1 | 2 | 0 | 0 | 31 |
| Prairie View• | 8-10 | 1-2 | 3-5 | 1-8-9 | 2 | 20 | 1 | 1 | 0 | 0 | 32 |
| Western Kentucky• | 3-9 | 0-2 | 2-2 | 2-7-9 | 5 | 8 | 2 | 1 | 1 | 3 | 27 |
| at Wisconsin• | 3-5 | 0-1 | 0-0 | 1-2-3 | 0 | 6 | 1 | 1 | 0 | 1 | 14 |
| at Pitt• | 3-7 | 0-0 | 0-1 | 5-2-7 | 2 | 6 | 1 | 1 | 1 | 1 | 23 |
| Kentucky• | 3-3 | 0-0 | 2-2 | 2-7-9 | 4 | 8 | 1 | 1 | 0 | 0 | 29 |
| at Boston College• | 2-3 | 0-0 | 1-1 | 1-6-7 | 5 | 5 | 0 | 3 | 0 | 0 | 22 |
| Virginia Tech• | 6-12 | 0-1 | 4-4 | 3-9-12 | 4 | 16 | 0 | 1 | 1 | 2 | 29 |
| at Wake Forest• | 2-2 | 0-0 | 0-0 | 0-1-1 | 5 | 4 | 0 | 0 | 0 | 0 | 9 |
| at Miami• | 8-9 | 1-1 | 1-3 | 3-8-11 | 4 | 18 | 0 | 2 | 1 | 2 | 28 |
| Florida State• | 6-9 | 0-0 | 2-3 | 3-6-9 | 1 | 14 | 0 | 0 | 0 | 0 | 36 |
| Duke• | 5-6 | 0-0 | 3-5 | 3-4-7 | 3 | 13 | 0 | 3 | 0 | 0 | 27 |
| at Clemson• | 2-7 | 0-1 | 3-5 | 4-8-12 | 1 | 7 | 0 | 0 | 0 | 3 | 32 |
| Georgia Tech• | 2-5 | 0-0 | 2-2 | 3-4-7 | 3 | 6 | 1 | 0 | 2 | 1 | 20 |
| at North Carolina• | 2-6 | 0-1 | 0-0 | 6-2-8 | 3 | 4 | 0 | 2 | 0 | 0 | 20 |
| Notre Dame• | 5-11 | 2-2 | 0-0 | 4-9-13 | 3 | 12 | 1 | 1 | 0 | 1 | 26 |
| at Duke• | 6-10 | 1-3 | 3-5 | 4-5-9 | 5 | 16 | 0 | 2 | 1 | 1 | 36 |
| Virginia• | 4-10 | 2-4 | 2-5 | 3-3-6 | 1 | 12 | 0 | 2 | 0 | 2 | 31 |
| vs. Duke (ACC)• | 2-6 | 0-0 | 2-2 | 2-1-3 | 4 | 6 | 0 | 0 | 0 | 1 | 25 |
| 2021-22 (Louisville) | FG | 3FG | FT | REB | PF | PTS | AST | TOV | BLK | STL | MP |
| Southern• | 1-2 | 1-2 | 0-0 | 2-6-8 | 4 | 3 | 0 | 3 | 1 | 1 | 13 |
| Furman• | 6-15 | 2-7 | 0-0 | 0-9-9 | 3 | 14 | 1 | 1 | 1 | 1 | 34 |
| Navy• | 4-4 | 1-1 | 2-2 | 1-2-3 | 1 | 11 | 0 | 2 | 0 | 3 | 26 |
| Detroit Mercy• | 1-4 | 0-2 | 0-0 | 1-2-3 | 3 | 2 | 1 | 2 | 0 | 0 | 21 |
| vs. Mississippi State• | 4-6 | 2-4 | 1-2 | 0-3-3 | 4 | 11 | 0 | 2 | 0 | 1 | 21 |
| vs. Maryland• | 1-3 | 0-2 | 3-4 | 4-7-11 | 1 | 5 | 0 | 3 | 2 | 1 | 18 |
| at Michigan State• | 3-6 | 0-3 | 1-3 | 0-2-2 | 3 | 7 | 1 | 1 | 0 | 2 | 19 |
| at NC State• | 1-6 | 0-2 | 1-1 | 2-3-5 | 2 | 3 | 0 | 1 | 0 | 0 | 17 |
| DePaul | 0-2 | 0-1 | 0-0 | 0-3-3 | 2 | 0 | 1 | 3 | 1 | 0 | 10 |
| Southeastern Louisiana | 1-3 | 0-0 | 1-2 | 1-5-6 | 0 | 3 | 3 | 3 | 0 | 0 | 23 |
| at Western Kentucky• | 0-4 | 0-1 | 1-2 | 0-6-6 | 2 | 1 | 2 | 0 | 0 | 0 | 20 |
| Wake Forest | 2-5 | 2-4 | 0-0 | 1-7-8 | 4 | 6 | 0 | 2 | 0 | 0 | 18 |
| at Georgia Tech | 0-2 | 0-1 | 1-2 | 0-2-2 | 2 | 1 | 1 | 2 | 0 | 0 | 10 |
| Pittsburgh | 0-1 | 0-1 | 0-0 | 0-1-1 | 0 | 0 | 0 | 1 | 0 | 0 | 5 |
| at Florida State | 1-3 | 0-0 | 2-2 | 1-3-4 | 2 | 4 | 0 | 0 | 0 | 0 | 14 |
| NC State | 0-0 | 0-0 | 0-0 | 0-0-0 | 0 | 0 | 0 | 1 | 0 | 0 | 3 |
| at Pittsburgh | 0-3 | 0-1 | 0-0 | 0-2-2 | 0 | 0 | 1 | 0 | 0 | 0 | 11 |
| Boston College | 4-6 | 0-1 | 2-3 | 1-4-5 | 1 | 10 | 1 | 3 | 0 | 1 | 22 |
| Notre Dame | 4-10 | 0-3 | 1-2 | 4-5-9 | 0 | 9 | 1 | 1 | 0 | 1 | 19 |
| at Virginia | 1-2 | 0-1 | 0-0 | 0-2-2 | 1 | 2 | 0 | 2 | 0 | 0 | 7 |
| Duke | 0-1 | 0-1 | 2-2 | 0-3-3 | 2 | 2 | 1 | 0 | 0 | 0 | 15 |
| North Carolina | 5-9 | 2-4 | 0-0 | 1-1-2 | 5 | 12 | 0 | 2 | 2 | 0 | 24 |
| at Syracuse | 4-9 | 0-3 | 5-6 | 4-1-5 | 2 | 13 | 2 | 2 | 1 | 1 | 26 |
| at Notre Dame• | 9-17 | 1-4 | 1-2 | 1-4-5 | 4 | 20 | 0 | 0 | 0 | 3 | 30 |
| Miami• | 4-11 | 1-3 | 0-1 | 2-4-6 | 4 | 9 | 0 | 2 | 1 | 3 | 25 |
| Clemson• | 3-8 | 1-4 | 0-0 | 2-8-10 | 1 | 7 | 0 | 1 | 2 | 1 | 30 |
| at North Carolina• | 4-9 | 2-6 | 0-0 | 0-7-7 | 1 | 10 | 0 | 2 | 0 | 1 | 33 |
| at Wake Forest• | 1-3 | 0-1 | 0-0 | 1-0-1 | 1 | 2 | 0 | 0 | 0 | 0 | 6 |
| at Virginia Tech• | 0-2 | 0-1 | 0-0 | 1-0-1 | 1 | 0 | 0 | 2 | 1 | 0 | 7 |
| Virginia | | | | | | | | | | | DNP – right knee contusion |
| vs. Georgia Tech (ACC) | | | | | | | | | | | DNP – right knee contusion |
| vs. Virginia | | | | | | | | | | | DNP – right knee contusion |

| 2022-23 (Louisville) | FG | 3FG | FT | REB | PF | PTS | AST | TOV | BLK | STL | MP |
|----------------------|------|-----|-----|---------|----|-----|-----|-----|-----|-----|----|
| Bellarmine• | 5-9 | 2-3 | 5-5 | 0-2-2 | 5 | 17 | 0 | 3 | 0 | 2 | 25 |
| Wright State• | 7-11 | 1-5 | 0-0 | 0-11-11 | 0 | 15 | 0 | 2 | 0 | 5 | 34 |
| Appalachian State• | 0-1 | 0-0 | 0-0 | 0-0-0 | 5 | 0 | 0 | 3 | 0 | 0 | 10 |
| vs. Arkansas• | 1-4 | 0-2 | 5-6 | 0-5-5 | 4 | 7 | 1 | 3 | 0 | 1 | 25 |
| vs. Texas Tech• | 3-7 | 1-2 | 0-0 | 0-5-5 | 2 | 7 | 0 | 5 | 0 | 0 | 25 |
| vs. Cincinnati• | 2-7 | 1-5 | 1-3 | 2-5-7 | 4 | 6 | 2 | 0 | 0 | 0 | 30 |
| Maryland• | 2-7 | 0-2 | 1-2 | 0-2-2 | 3 | 5 | 0 | 2 | 0 | 0 | 17 |
| Miami• | 4-8 | 2-4 | 2-2 | 1-5-6 | 2 | 12 | 0 | 3 | 1 | 0 | 26 |
| at Florida State• | 3-10 | 2-5 | 0-0 | 2-5-7 | 2 | 8 | 3 | 1 | 1 | 1 | 25 |
| Western Kentucky• | 4-4 | 2-2 | 0-0 | 1-5-6 | 3 | 10 | 3 | 3 | 0 | 1 | 19 |
| Florida A&M• | 3-6 | 1-2 | 0-0 | 2-3-5 | 1 | 7 | 1 | 4 | 1 | 0 | 18 |
| Lipscomb• | 4-10 | 1-2 | 0-0 | 1-3-4 | 1 | 9 | 1 | 1 | 0 | 1 | 25 |
| at NC State• | 0-3 | 0-0 | 1-2 | 1-2-3 | 2 | 1 | 0 | 3 | 1 | 0 | 17 |
| at Kentucky• | 0-1 | 0-0 | 2-2 | 0-1-1 | 2 | 2 | 0 | 1 | 0 | 0 | 17 |
| Syracuse | 4-11 | 2-6 | 0-0 | 0-7-7 | 4 | 10 | 1 | 2 | 1 | 1 | 22 |
| Wake Forest | 3-7 | 2-4 | 3-4 | 2-3-5 | 1 | 11 | 0 | 1 | 1 | 0 | 27 |
| at Clemson | 4-6 | 3-3 | 0-0 | 0-1-1 | 2 | 11 | 0 | 3 | 1 | 1 | 21 |
| North Carolina• | 3-9 | 0-3 | 2-3 | 2-6-8 | 2 | 8 | 0 | 1 | 0 | 0 | 31 |
| Pittsburgh• | 2-6 | 1-3 | 3-4 | 1-6-7 | 2 | 8 | 0 | 1 | 1 | 1 | 26 |
| at Boston College• | 6-12 | 2-4 | 2-2 | 0-7-7 | 3 | 16 | 1 | 3 | 0 | 0 | 30 |
| at Notre Dame• | 4-10 | 2-5 | 0-0 | 2-2-4 | 4 | 10 | 0 | 4 | 1 | 0 | 16 |
| Georgia Tech• | 4-8 | 4-6 | 7-9 | 0-13-13 | 4 | 19 | 1 | 2 | 0 | 2 | 35 |
| Florida State• | 4-7 | 4-6 | 2-2 | 0-4-4 | 1 | 14 | 1 | 3 | 0 | 0 | 34 |
| at Pittsburgh• | 2-7 | 1-2 | 4-6 | 0-1-1 | 3 | 9 | 1 | 2 | 0 | 1 | 22 |
| at Miami• | 7-10 | 4-6 | 0-0 | 0-5-5 | 3 | 18 | 1 | 2 | 1 | 1 | 38 |
| Virginia• | 4-11 | 1-7 | 3-4 | 0-8-8 | 2 | 12 | 0 | 1 | 2 | 0 | 31 |
| Clemson• | 3-6 | 0-0 | 2-2 | 1-8-9 | 2 | 8 | 2 | 2 | 0 | 2 | 33 |
| at Duke• | 1-7 | 0-2 | 0-0 | 1-3-4 | 1 | 2 | 0 | 1 | 0 | 0 | 29 |
| at Georgia Tech• | 3-8 | 1-3 | 1-2 | 2-7-9 | 1 | 8 | 3 | 1 | 1 | 0 | 28 |
| Virginia Tech• | 1-1 | 0-0 | 0-2 | 2-2-4 | 2 | 2 | 1 | 3 | 0 | 0 | 21 |
| at Virginia• | 2-5 | 0-1 | 2-4 | 1-2-3 | 2 | 6 | 0 | 2 | 0 | 0 | 19 |
| vs. BC (ACC)• | 2-5 | 0-1 | 2-2 | 0-7-7 | 3 | 6 | 2 | 3 | 0 | 0 | 24 |



55 – HARRISON INGRAM

6-7, 225, Junior, Forward, Dallas, Texas



X: @HarrisonIngram Instagram: harrison.ingram

Career: Scored 969 points, grabbed 609 rebounds and has 272 assists in 88 games • Played the previous two seasons at Stanford, where he averaged 10.5 points, 6.2 rebounds and 3.4 assists in 65 games • Was the 2022 Pac-12 Freshman of the Year • Made 62 starts for former UNC assistant coach Jerod Haase • Has scored in double figures 56 times • Career-high 24 points against Ole Miss on 11/24/2022 • Made a career-high five 3FGs vs. Duke on 2/3/24 • Sixteen games with 10 or more rebounds and 12 double-doubles

• Had seven double-figure rebound games in two seasons at Stanford and has nine in 23 games as a Tar Heel • Career-best 19 rebounds at NC State on 1/10/24, 17 at Florida State on 1/27/24 and 15 at Pittsburgh on 1/2/24 • Five or more assists 25 times with a high of nine at Oregon State on 2/12/2022.

2023-24 at Carolina: One of 10 players on the late-season watch list for the Julius Erving Award (top small forward) • ACC Player of the Week following the Georgia Tech and Duke games • Leads the ACC in rebounding in conference play with 11.2 per game and is fourth in all games with a career-best 8.9 per game • Also averaging a career-high 12.5 points, third highest on the team • Grabbed 76 rebounds in the last six games (12.7 per game) and 128 rebounds in the last 11 games (11.6) • Double-digit rebounds in eight of the last 11 games, including a career-high 19 at NC State, 17 at Florida State, 15 at Pittsburgh, 14 vs. Wake Forest, 13 at Boston College, 13 at Georgia Tech, 13 vs. Duke 10 vs. Syracuse • Has 15 offensive rebounds in the last four games • Scored in double figures 19 times with a season-high 21 vs. Duke • Second on the team with 44 three-pointers • Made 44 of 104 three-pointers for a career-best and team-leading 42.3% • Eighth in the ACC in 3FG percentage • Made a three in 19 games, multiple 3FGs 12 times and three or more eight times • Leads UNC with 33 steals with highs of four against Oklahoma and Duke • Nine multi-steal games • Second in offensive rebounds with 58 • Third in assists (54) with a high of six vs. Arkansas.

Dymanic all-around game in the win over No. 7 Duke – season-high 21 points, career-high five 3FGs, game-high 13 rebounds and career-high tying four steals • Made three first-half 3FGs as UNC built a 10-point lead • Joined George Lynch (1993 NCAA East Region final vs. Cincinnati) as the only Tar Heels ever with at least 20 points, 13 rebounds and four steals in a game (and Lynch did not attempt a three-pointer in that game) • Also joined Reggie Bullock as the only Tar Heels with five 3FGs and 13 rebounds in a game (Bullock vs. NC State in 2013) • Ingram, Bullock, Brady Manek, Joseph Forte and Cole Anthony are the only Tar Heels to make five threes and have 10 or more rebounds in a game • Game-high 17 rebounds plus 13 points, three steals and a key block late in the game in the win at Florida State • Made his first two three-point attempts and finished with three, most since he made three vs. Charleston Southern on December 29 • Career-high seven offensive rebounds, most by a Tar Heel so far this season • Fourteen rebounds, all on the defensive end, and helped limit Wake Forest to 35.6% shooting • Fourth double-double as a Tar Heel and a game-high 13 rebounds at Boston College • Three-pointer with 3:49 to play was one of the key plays in the game, coming seconds after BC had pulled within four • Five assists without a turnovers vs. Louis-

| 2023-24 | FG | 3FG | FT | REB | PF | PTS | A | TO | B | S | MP |
|----------------------|------|-----|-----|---------|----|-----|---|----|---|---|----|
| Radford• | 4-9 | 2-5 | 2-5 | 1-3-4 | 1 | 12 | 3 | 2 | 2 | 0 | 27 |
| Lehigh• | 6-11 | 1-3 | 1-3 | 2-5-7 | 2 | 14 | 1 | 1 | 1 | 0 | 27 |
| UC Riverside• | 4-11 | 1-4 | 1-2 | 3-6-9 | 1 | 10 | 1 | 0 | 0 | 1 | 26 |
| vs. Northern Iowa• | 5-12 | 4-6 | 2-2 | 4-6-10 | 2 | 16 | 3 | 1 | 0 | 1 | 31 |
| vs. Villanova• | 6-8 | 4-5 | 4-6 | 0-2-2 | 5 | 20 | 2 | 2 | 0 | 2 | 32 |
| vs. Arkansas• | 5-10 | 0-2 | 3-5 | 2-8-10 | 3 | 13 | 6 | 2 | 0 | 2 | 40 |
| Tennessee• | 6-12 | 4-8 | 4-4 | 2-4-6 | 1 | 20 | 0 | 2 | 0 | 3 | 38 |
| Florida State• | 3-11 | 0-4 | 5-7 | 3-3-6 | 2 | 11 | 2 | 1 | 0 | 2 | 37 |
| vs. UConn• | 8-13 | 3-4 | 1-3 | 1-3-4 | 3 | 20 | 5 | 2 | 0 | 1 | 38 |
| vs. Kentucky• | 4-10 | 0-3 | 2-4 | 1-3-4 | 2 | 10 | 3 | 1 | 2 | 3 | 34 |
| vs. Oklahoma• | 4-6 | 1-2 | 2-2 | 2-5-7 | 4 | 11 | 2 | 2 | 1 | 4 | 30 |
| Charleston Southern• | 3-9 | 3-5 | 1-2 | 3-4-7 | 0 | 10 | 2 | 1 | 0 | 1 | 21 |
| at Pittsburgh• | 2-14 | 1-5 | 2-2 | 5-10-15 | 1 | 7 | 3 | 0 | 2 | 0 | 35 |
| at Clemson• | 3-10 | 2-5 | 1-4 | 1-3-4 | 2 | 9 | 3 | 3 | 0 | 1 | 31 |
| at NC State• | 4-9 | 1-3 | 0-2 | 5-14-19 | 1 | 9 | 1 | 2 | 0 | 1 | 36 |
| Syracuse• | 5-13 | 1-5 | 0-0 | 3-7-10 | 1 | 11 | 3 | 1 | 0 | 2 | 25 |
| Louisville• | 4-11 | 2-4 | 0-2 | 3-1-4 | 2 | 10 | 5 | 0 | 0 | 0 | 29 |
| at Boston College• | 4-9 | 1-3 | 2-3 | 2-11-13 | 2 | 11 | 2 | 2 | 1 | 0 | 31 |
| Wake Forest• | 4-7 | 0-3 | 2-4 | 0-14-14 | 3 | 10 | 1 | 2 | 0 | 0 | 30 |
| at Florida State• | 4-8 | 3-4 | 2-2 | 7-10-17 | 2 | 13 | 1 | 3 | 1 | 3 | 33 |
| at Georgia Tech• | 3-14 | 2-7 | 0-1 | 5-8-13 | 1 | 8 | 3 | 2 | 0 | 1 | 36 |
| Duke• | 8-12 | 5-9 | 0-0 | 2-11-13 | 0 | 21 | 1 | 1 | 1 | 4 | 38 |
| Clemson• | 4-7 | 3-5 | 0-0 | 1-5-6 | 2 | 11 | 1 | 1 | 0 | 1 | 33 |
| at Miami | | | | | | | | | | | |
| at Syracuse | | | | | | | | | | | |
| Virginia Tech | | | | | | | | | | | |
| at Virginia | | | | | | | | | | | |
| Miami | | | | | | | | | | | |
| NC State | | | | | | | | | | | |
| Notre Dame | | | | | | | | | | | |
| at Duke | | | | | | | | | | | |

ville (fourth time in his career he had five assists and no turnovers) • Third double-double (11/10) and fifth game with 10-plus rebounds and added three assists and two steals vs. Syracuse • Set the all-time single-game record for rebounds by a Tar Heel vs. NC State when he grabbed 19 in the win at NC State • Broke the record (18) set by Billy Cunningham in 1965 and tied twice by Armando Bacot • Had five offensive rebounds in Raleigh, the second time in three games he had five (also at Pittsburgh) • Hit a three-pointer just 16 seconds after Clemson made a go-ahead 3FG, which proved to be the Tigers' final lead of the game • Made only 2 of 14 shots from the floor (missed his first 11 attempts) but was a key contributor in the win at Pittsburgh with a career-high 15 rebounds, three assists, two blocks and a three-pointer with 4:10 to play that gave UNC a nine-point lead • Hit a 12-foot bank shot with 1:14 to play that narrowly beat the shot clock to give UNC a 75-67 lead in the win over Oklahoma • Made a career-high four steals, which helped UNC limit the previously unbeaten Sooners to a season-low 69 points and led to 24 Tar Heel points off turnovers • Had three assists, three steals and two blocks (tied career highs in blocks and steals) to go with 10 points vs. Kentucky • Tied his career best with eight field goals, third game with 20 points (three in the last five games) and tied for the team lead with five assists in Madison Square Garden vs. UConn • Was the second time this year with five or more assists and fourth game making at least three 3FGs • Nine of his 11 points in the second half vs. FSU • Scored UNC's first six points and totaled 15 of his 20 in the first half in the win over Tennessee • Tied his career high with three steals vs. the Vols • Shot 53.3% from the floor, averaged 16.3 points and had two double-doubles in the three games in the Bahamas • Set a career-best with four 3FGs (three in the second half to help UNC overcome

| INGRAM'S STATS AT STANFORD | | | | | | | | | | | | | | | | | | | |
|-----------------------------------|--------------|-------------|-------------|----------------|-------------|----------------|-------------|----------------|-------------|------------|------------|------------|------------|------------|------------|-----------|-----------|------------|-------------|
| Year | GP-GS | Min. | Ave. | FGM-A | Pct. | 3FGM-A | Pct. | FTM-A | Pct. | Off | Def | Reb | Ave. | A | TO | B | S | Pts | Ave. |
| 2021-22 | 32-30 | 995 | 31.1 | 119-307 | .388 | 36-115 | .313 | 63-95 | .663 | 58 | 156 | 214 | 6.7 | 97 | 72 | 8 | 30 | 337 | 10.5 |
| 2022-23 | 33-32 | 920 | 27.9 | 124-304 | .408 | 36-113 | .319 | 61-102 | .598 | 60 | 131 | 191 | 5.8 | 121 | 75 | 15 | 25 | 345 | 10.5 |
| Totals | 65-62 | 1915 | 29.5 | 243-611 | .398 | 72-228 | .316 | 124-197 | .629 | 118 | 287 | 405 | 6.2 | 218 | 147 | 23 | 55 | 682 | 10.5 |
| INGRAM'S STATS AT CAROLINA | | | | | | | | | | | | | | | | | | | |
| Year | GP-GS | Min. | Ave. | FGM-A | Pct. | 3FGM-A | Pct. | FTM-A | Pct. | Off | Def | Reb | Ave. | A | TO | B | S | Pts | Ave. |
| 2023-24 | 23-23 | 738 | 32.1 | 103-236 | .436 | 44-104 | .423 | 37-65 | .569 | 58 | 146 | 204 | 8.9 | 54 | 34 | 11 | 33 | 287 | 12.5 |
| INGRAM'S THREE-YEAR COLLEGE STATS | | | | | | | | | | | | | | | | | | | |
| Year | GP-GS | Min. | Ave. | FGM-A | Pct. | 3FGM-A | Pct. | FTM-A | Pct. | Off | Def | Reb | Ave. | A | TO | B | S | Pts | Ave. |
| Totals | 88-85 | 2653 | 30.1 | 346-847 | .409 | 116-332 | .349 | 161-262 | .615 | 176 | 433 | 609 | 6.9 | 272 | 181 | 34 | 88 | 969 | 11.0 |

HARRISON INGRAM'S GAME-BY-GAME LOGS

| Stanford 2021-22 | FG | 3FG | FT | REB | PF | PTS | A | TO | B | S | MP |
|-------------------------|-----------|------------|-----------|------------|-----------|------------|----------|-----------|----------|----------|-----------|
| Tarleton State• | 7-11 | 1-2 | 1-1 | 3-4-7 | 2 | 16 | 1 | 1 | 0 | 0 | 31 |
| at Santa Clara• | 5-13 | 3-7 | 6-7 | 3-3-6 | 1 | 19 | 2 | 2 | 1 | 0 | 29 |
| San Jose State• | 8-13 | 2-3 | 1-3 | 4-7-11 | 3 | 19 | 6 | 1 | 0 | 1 | 38 |
| Valparaiso | 0-3 | 0-2 | 4-4 | 0-2-2 | 1 | 4 | 5 | 0 | 0 | 2 | 19 |
| at Baylor• | 2-7 | 0-1 | 0-1 | 2-7-9 | 2 | 4 | 2 | 0 | 1 | 0 | 30 |
| NC A&T• | 4-9 | 0-1 | 6-7 | 5-5-10 | 0 | 14 | 3 | 2 | 1 | 2 | 27 |
| at Colorado• | 3-13 | 2-7 | 0-0 | 1-1-2 | 2 | 8 | 5 | 3 | 0 | 0 | 33 |
| Oregon• | 5-11 | 3-7 | 3-4 | 2-6-8 | 2 | 16 | 5 | 2 | 0 | 1 | 33 |
| Dartmouth• | 6-15 | 1-4 | 0-0 | 0-7-7 | 1 | 13 | 2 | 1 | 0 | 1 | 38 |
| vs. Texas• | 5-13 | 0-4 | 5-5 | 2-5-7 | 2 | 15 | 3 | 4 | 0 | 3 | 31 |
| vs. Wyoming• | 1-4 | 0-2 | 3-4 | 4-3-7 | 2 | 5 | 1 | 1 | 0 | 0 | 18 |
| vs. Liberty• | 4-8 | 1-2 | 4-7 | 2-5-7 | 3 | 13 | 2 | 5 | 0 | 1 | 32 |
| USC• | 6-11 | 3-5 | 6-7 | 5-5-10 | 2 | 21 | 2 | 0 | 0 | 1 | 33 |
| at Washington State• | 1-6 | 0-3 | 2-3 | 0-4-4 | 2 | 4 | 3 | 3 | 0 | 0 | 30 |
| at Washington• | 2-6 | 2-4 | 1-2 | 1-6-7 | 2 | 7 | 2 | 4 | 1 | 1 | 23 |
| Arizona• | 2-7 | 1-2 | 0-1 | 3-4-7 | 2 | 5 | 1 | 0 | 0 | 2 | 27 |
| Arizona State• | 3-7 | 2-3 | 5-10 | 6-4-10 | 1 | 13 | 3 | 4 | 0 | 0 | 34 |
| at USC• | 4-10 | 2-6 | 2-2 | 1-2-3 | 1 | 12 | 5 | 0 | 0 | 1 | 36 |
| at UCLA• | 2-7 | 1-3 | 0-0 | 0-5-5 | 1 | 5 | 0 | 4 | 0 | 0 | 29 |
| California• | 4-10 | 0-4 | 4-4 | 0-4-4 | 2 | 12 | 1 | 1 | 0 | 2 | 31 |
| Washington State• | 2-11 | 0-7 | 1-2 | 2-2-4 | 1 | 5 | 1 | 2 | 0 | 1 | 31 |
| Washington• | 7-13 | 2-5 | 1-1 | 1-9-10 | 2 | 17 | 2 | 2 | 0 | 0 | 29 |
| UCLA• | 7-13 | 1-3 | 2-6 | 3-5-8 | 1 | 17 | 2 | 4 | 2 | 1 | 35 |
| at Oregon• | 4-10 | 2-6 | 0-0 | 1-3-4 | 2 | 10 | 4 | 4 | 0 | 0 | 33 |
| at Oregon State• | 7-10 | 2-2 | 0-0 | 0-6-6 | 3 | 16 | 9 | 2 | 0 | 1 | 37 |
| Utah• | 2-5 | 1-3 | 0-0 | 0-7-7 | 0 | 5 | 6 | 3 | 0 | 1 | 33 |
| Colorado | 1-9 | 0-4 | 0-1 | 0-5-5 | 2 | 2 | 1 | 2 | 0 | 2 | 33 |
| at California• | 2-10 | 1-4 | 1-3 | 1-2-3 | 3 | 6 | 2 | 0 | 0 | 0 | 30 |
| at Arizona• | 2-12 | 0-3 | 0-2 | 1-8-9 | 3 | 4 | 5 | 2 | 0 | 0 | 31 |
| at Arizona State• | 2-10 | 1-2 | 3-4 | 4-5-9 | 2 | 8 | 4 | 7 | 1 | 3 | 33 |
| vs. Ariz St• (Pac 12) | 2-7 | 0-1 | 2-4 | 1-9-10 | 0 | 6 | 3 | 2 | 1 | 2 | 33 |
| vs. Arizona• | 7-13 | 2-3 | 0-0 | 0-6-6 | 1 | 16 | 4 | 4 | 0 | 1 | 35 |
| Stanford 2022-23 | FG | 3FG | FT | REB | PF | PTS | A | TO | B | S | MP |
| Pacific• | 2-6 | 1-4 | 2-4 | 2-4-6 | 2 | 7 | 6 | 4 | 1 | 0 | 31 |
| vs. Wisconsin• | 2-8 | 0-2 | 2-4 | 2-6-8 | 2 | 6 | 1 | 3 | 2 | 0 | 32 |
| San Diego State• | 4-9 | 1-3 | 2-2 | 0-4-4 | 2 | 11 | 2 | 3 | 0 | 0 | 32 |
| Cal Poly• | 2-6 | 1-2 | 0-0 | 1-3-4 | 3 | 5 | 8 | 1 | 0 | 1 | 20 |
| vs. Ole Miss• | 6-12 | 3-5 | 9-10 | 2-2-4 | 3 | 24 | 2 | 2 | 0 | 0 | 25 |
| vs. Florida State• | 3-11 | 0-4 | 4-7 | 1-5-6 | 2 | 10 | 0 | 4 | 1 | 0 | 25 |
| vs. Memphis• | 4-13 | 2-5 | 0-0 | 2-4-6 | 3 | 10 | 4 | 3 | 1 | 1 | 33 |
| UCLA• | 3-8 | 0-5 | 0-0 | 0-1-1 | 1 | 6 | 1 | 2 | 1 | 1 | 20 |
| at Arizona State• | 5-14 | 0-3 | 2-3 | 3-2-5 | 1 | 12 | 5 | 3 | 1 | 3 | 29 |
| Green Bay• | 3-6 | 1-2 | 0-0 | 0-1-1 | 2 | 7 | 0 | 1 | 1 | 0 | 18 |
| vs. Texas• | 2-6 | 1-2 | 0-1 | 2-4-6 | 2 | 5 | 4 | 2 | 1 | 0 | 29 |
| vs. Loyola Chicago• | 5-8 | 1-1 | 4-5 | 1-4-5 | 0 | 15 | 3 | 1 | 0 | 1 | 25 |
| Colorado• | 0-5 | 0-2 | 1-2 | 2-0-2 | 0 | 1 | 1 | 3 | 0 | 0 | 24 |
| Utah• | 4-11 | 1-3 | 0-3 | 2-5-7 | 2 | 9 | 5 | 0 | 0 | 1 | 30 |
| at California | 3-8 | 0-1 | 0-1 | 3-1-4 | 1 | 6 | 1 | 2 | 1 | 0 | 17 |
| at Washington• | 4-10 | 1-4 | 0-0 | 2-7-9 | 2 | 9 | 2 | 2 | 1 | 0 | 27 |
| at Washington State• | 6-13 | 2-6 | 0-0 | 3-6-9 | 1 | 14 | 6 | 2 | 0 | 1 | 35 |
| Oregon State• | 3-6 | 1-3 | 1-4 | 2-6-8 | 2 | 8 | 6 | 2 | 0 | 1 | 29 |
| Oregon• | 4-8 | 3-6 | 0-0 | 2-6-8 | 3 | 11 | 5 | 2 | 1 | 2 | 28 |
| Chicago State• | 4-5 | 1-2 | 6-10 | 1-6-7 | 3 | 15 | 3 | 2 | 0 | 1 | 26 |
| California• | 6-11 | 2-5 | 0-0 | 2-2-4 | 1 | 14 | 2 | 0 | 1 | 0 | 24 |
| at Utah• | 1-7 | 1-3 | 3-4 | 2-3-5 | 3 | 6 | 6 | 3 | 0 | 1 | 27 |
| at Colorado• | 2-9 | 0-4 | 3-6 | 0-5-5 | 2 | 7 | 4 | 2 | 1 | 0 | 29 |
| Arizona State• | 4-12 | 2-4 | 2-4 | 5-3-8 | 1 | 12 | 5 | 3 | 0 | 0 | 32 |
| Arizona• | 5-10 | 2-2 | 0-2 | 2-7-9 | 3 | 12 | 7 | 3 | 0 | 1 | 31 |
| at UCLA• | 6-12 | 0-2 | 1-2 | 1-6-7 | 3 | 13 | 5 | 2 | 0 | 0 | 28 |
| at USC• | 4-10 | 3-6 | 4-4 | 3-6-9 | 1 | 15 | 3 | 2 | 0 | 3 | 32 |
| Washington State• | 6-16 | 3-9 | 0-0 | 2-2-4 | 1 | 15 | 5 | 2 | 0 | 3 | 34 |
| Washington• | 3-7 | 1-4 | 4-8 | 2-4-6 | 2 | 11 | 6 | 3 | 1 | 1 | 29 |
| at Oregon State• | 4-8 | 1-3 | 2-3 | 3-5-8 | 1 | 11 | 3 | 1 | 0 | 1 | 24 |
| at Oregon• | 4-11 | 0-2 | 3-4 | 3-5-8 | 2 | 11 | 4 | 5 | 0 | 0 | 30 |
| vs. Utah• (Pac 12) | 6-10 | 0-1 | 3-5 | 0-6-6 | 3 | 15 | 1 | 1 | 0 | 1 | 30 |
| vs. Arizona• | 4-8 | 1-3 | 3-4 | 2-0-2 | 3 | 12 | 5 | 4 | 0 | 1 | 35 |

a six-point halftime deficit) in the win over UNJ • Made four more 3FGs the next day vs. Villanova, but fouled out with 3:44 to play after scoring 20 points • Was the first time he fouled out in 70 college games • Season-high six assists and a 13/10 double-double in the win over Arkansas • Hit 6 of 11 from the floor and had 14 points and seven rebounds vs. Lehigh • Scored a dozen points, hit two threes, had three assists and tied his career-best with two blocks in UNC debut vs. Radford.

2022-23 at Stanford: Averaged 10.5 points and 5.8 rebounds and led the Cardinal and was eighth in the Pac-12 in assists with 3.7 per game • One of seven players in a major conference to average at least 10.5 points, 5.8 rebounds and 3.7 assists • One of only two players in the Pac-12 in the top 15 in rebounding and top 10 in assists • Was second on the team in scoring and rebounding • Scored in double figures 20 times, including 10 straight games in Pac-12 play to end the season • Had 76 assists and 39 turnovers in his last 17 games • Season-high and career-best 24 points vs. Ole Miss in Lake Buena Vista, Fla., when he was 6 for 12 from the floor, 3 for 5 from three and 9 for 10 from the free throw line • Totaled 12 points, nine rebounds and seven assists in the Cardinal's upset win over No. 4 Arizona.

2021-22 at Stanford: The Pac-12 Freshman of the Year • Six-time Pac-12 Freshman of the Week, the second-most in league history • Made honorable mention all-conference • Stanford Athletic Board Awards Conference Athlete of the Year • First Cardinal to win Pac-12 Freshman-of-the-Year honors since Casey Jacobsen in 1999-2000 • Averaged 10.5 points, 6.7 rebounds and 3.0 assists • His 6.7 rebounds were the second-most ever per game by a Stanford freshman • One of two Pac-12 freshman to average double figures in scoring • Ranked in the top 10 in several categories by a Stanford freshman – second in rebound average, sixth in assists, ninth in three-pointers and steals and 10th in scoring • Season-high 21 points, one of 17 games in double figures, in a win over No. 5 USC • Career-high nine assists in a win at Oregon State • Had five double-doubles, including three in league play vs. USC, Arizona State and Washington • Scored with 0.7 seconds to play against Dartmouth to send the game to overtime, where Stanford won.



ARMANDO BACOT: Played his freshman through junior seasons at Trinity Episcopal School in Richmond, Va., for Coach Richard Hamlin and his senior year at IMG Academy in Bradenton, Fla., for Coach Sean McAloon • Averaged 12.4 points, 7.7 rebounds and 1.8 blocks and shot 62 percent from the floor at IMG • Led IMG to the 2019 prep national championship • 2019 MaxPreps honorable mention All-America • Member of the U-18 USA Basketball National Team in 2018 with Coby White and Cole Anthony • Won the gold medal in the U-18 FIBA Americas Championship • Had 17 points against Panama in a preliminary round game and 13 points, eight rebounds and four blocks in gold medal game win over Canada • Played in the 2019 McDonald's All-American Game and the Jordan Brand Classic • Scored 14 points and had 10 rebounds in the Jordan Classic • Averaged 24.5 points and 12 rebounds his junior season • 2018 Richmond Times-Dispatch Player of the Year and was first-team all-metro and all-state • Was the VISAA League Co-Player of the Year, a USA Today All-Virginia first-team and Max Prep All-America selection • Career bests 47 points and 22 rebounds at Trinity Episcopal • Played for Team Takeover in the EYBL with former Tar Heel Anthony Harris • 2017 VISAA Division-I state champion at Trinity Episcopal School.

Born Armando Linwood Bacot on March 6, 2000, in Richmond, Va. • Son of Christie Lomax and Armando Bacot Sr. • Has a younger brother, King, two older sisters A'mari and Azhane, and a younger sister, Joi'L • Azhane played basketball for Virginia State University.

ELLIOT CADEAU: Came to UNC after his junior year of high school at the Link Academy in Branson, Mo., where he played for Coach Bill Armstrong • Link won the GEICO Nationals championship in Ft. Myers, Fla., behind his tournament-record 29 assists in three games • Played UNC teammate Zayden High's team in the finals • Second-team Max Preps All-America in 2023 after averaging 10.9 points and 7.6 assists in leading Link to a 27-1 record • Scored 16 points in the finals as Link won the Bass Pro Shops Tournament of Champions in Springfield, Mo. • Previously attended Bergen Catholic High School in Oradell, N.J., where he played for Coach Billy Armstrong • Did not play his sophomore year of high school due to an ankle injury • Played for New Heights (N.Y.) Lightning and averaged 15.7 points and 9.3 assists over the 17-game 2023 EYBL schedule • Was the offensive MVP in Dallas in the third EYBL session • Made the EYBL All-Underclassmen team in 2021, the EYBL third team in 2022 • 2020 Max Preps Freshman All-America • Plays for Sweden's national team • Was promoted to the senior team late in 2021 and made his debut vs. in 2023 vs. Germany in a World Cup qualifier • Won gold medals with the Swedish U-16 national team in the 2020 Baltic Sea Basketball Cup in Estonia, in 2021 at the U-18 Nordic Championship and in 2022 at the FIBA U-18 European Championship B Division in Romania, where he scored 36 points in the championship game • In 2022, he scored 40 points in a game and was the MVP at the U-18 Nordic Championship, where Sweden placed fourth.

Born Elliot Valentin Cadeau on Sept. 4, 2004, in Brooklyn • Son of James and Michelle Cadeau • Member of the academic honor roll • Speaks Swedish • His brother, Justin, plays tennis at Howard.

RJ DAVIS: The 2020 Gatorade High School Player of the Year in New York • Named New York's Mr. Basketball by the Basketball Coaches Association of New York, the first player in his school's history to win the award • Played for Coach Patrick Massaroni at Archbishop Stepinac High School in White Plains, N.Y. • Member of the National Honor Society • Selected to play in the McDonald's All-American Game, Jordan Brand Classic, Iverson Classic and BallisLife All-American Game • Set the all-time prep scoring record in Westchester County with 2,446 career points, topping the previous record set by Danya Abrams, who went on to play at Boston College • Fifth-most points ever in the Catholic High School Athletic Association, which is comprised of Catholic high schools in New York City, Long Island, Westchester and Buffalo (the largest Catholic high school athletic league in the United States) • Abrams' Westchester County scoring record stood for 27 seasons • Senior season ended early due to the coronavirus, just after Stepinac had won the CHSAA's Archdiocesan title and was preparing to play in the state quarterfinals • Had 18 points, 11 rebounds and eight assists in the Archdiocese championship game win over top-seeded St. Raymond's • Named The (Westchester) Journal News' Player of the Decade for the 2010s

• Was named the CHSAA's MVP in 2020 after being named first-team all-league as a sophomore and junior • As a senior, averaged 26.5 points, 8.0 rebounds, 5.3 assists and 2.1 steals while making 34 percent of his three-point attempts • Teamed with Duke signee A.J. Griffin at Archbishop Stepinac • Led Stepinac to Archdiocese, city and state (2017 and 2018) titles and won the Torrey Pines Classic • Averaged 25.4 points as a junior. Born RJ Davis on Oct. 21, 2001, in White Plains, N.Y.

Son of Robert and Venessa Davis • His dad scored 2,118 points (without a three-point shot) from 1982-86 at Mercy College in Dobbs Ferry, N.Y., and still holds the school's career scoring record • Majoring in exercise and sports science/sports administration with a minor in history • Wears No. 4 because his birthday (10/21) adds up to 4 (1-0-2-1) • Wore that number as a high school sophomore when Stepinac won city and state titles • Also played football and soccer.

DUWE FARRIS: Played for Coach Scott Taylor at Myers Park High School in Charlotte • Averaged 9.9 points and 4.5 rebounds as a senior • Led Myers Park to a 22-9 overall record and 11-3 mark in conference play • Three-year starter.

Born Duwe Gallagher Farris on Sept. 1, 2000 • Son of Rip and Blair Farris • Majoring in political science • Played on the UNC Junior Varsity team in 2019-20 • Is a fourth-generation Tar Heel student-athlete • His father, Ray III, known as Rip, ran track at UNC in the late 1980s • His grandfather, Ray Jr., was quarterback from 1959-61, and later served on UNC's Board of Governors • His great-grandfather, Ray, captained the football team in 1929 • His maternal grandfather, Doug Duwe, was an All-America swimmer at Texas in 1959 and 1961 • His sister, Sydney, graduated from UNC and is an artist living in Charlotte • His brother, Oliver, attends UNCW • His mother owns a women's lifestyles magazine.

ZAYDEN HIGH: Played his senior year of high school at Arizona Compass Prep in Chandler, Ariz., where he played for head coach Ed Gipson, and helped lead them to a 19-9 record • Compass advanced to the finals of the GEICO National Championships in Ft. Myers, Fla. • Most Valuable Player in the 2023 Hoop Hall Classic after Compass defeated Oak Hill Academy • Averaged 17.1 points and 9.2 rebounds over three seasons at Smithson Valley High School in Spring Beach, Texas • Averaged 21.0 points and 12.3 rebounds as a junior at Smithson Valley • Played for JL3 Elite in the Nike EYBL.

Born Michael Zayden High on 3/26/2004, in Amarillo, Texas • Son of Mike and Tawney High • His sister, Zailey, is an elite-level high school volleyball player.

HARRISON INGRAM: Played at St. Mark's High School in Dallas • A McDonald's All-America • Played for Team USA in the 2021 FIBA U-19 World Cup in Latvia, where the U.S. won the gold medal • Averaged 22 points, 13 rebounds and eight assists in a Covid-shortened senior season • Texas State Private School Player of the Year and MaxPreps second-team All-America as a junior when he averaged 20 points, 12 rebounds and seven assists • First-team all-area honoree after leading St. Mark's to state and conference championships • Played AAU basketball with Southern Assault.

Born Harrison Claiborne Ingram in Dallas, Texas, on Nov. 27, 2002 • Son of Vera and Tyrous Ingram • Majoring in economics • His brother, Will, played basketball at Middlebury from 2017-21 • His sister, Lauren, is a freshman on the Duke volleyball team • Enjoys playing ping pong, chess and poker.

ROB LANDRY: Robert Morris Landry is the son of Anne and Pearce Landry Born August 4, 2000, in Charlotte • Played on the UNC junior varsity team as a freshman in 2019-20 • His father played for the Tar Heels from 1993-95 and was captain of the team that won the NCAA South Regional and played in the Final Four in 1995.

Attended Greensboro Day School and the North Carolina School of Science and Math in Durham • Played for Coach Freddy Johnson at GDS and Levon Barnes at NCSSM • Played for club team the NC Spartans • Also competed

for four years on the high school golf teams • Led GDS to the North Carolina Independent Schools 3-A state championship in 2017 • Helped GDS upset IMG Academy in the Dick's Sporting Good national tournament • Averaged better than 16 points in each of his last three high school seasons • Scholarship recipient in the Kenan-Flagler Business School • Earned a perfect score on the ACT • National Merit Award finalist.

CREIGHTON LEBO: Graduated from the Greenfield School in Wilson, N.C., where he played two seasons for Coach Rob Salter • Same high school as former Tar Heel Coby White • Selected to play in the North Carolina Independent Schools All-Star Game • Averaged 17 points in leading Greenfield to the 2019 1-A NCISAA state championship • Also attended J.H. Rose High School in Greenville, N.C.

Born Brian C Lebo on Sept. 8, 2001, in Cookeville, Tenn. • Majoring in exercise and sports science/sports administration • Son of Jeff and Melissa Lebo • Jeff is in his third season as an assistant coach at UNC • He played for the Tar Heels from 1985-89 and was a head coach for 20 seasons at Tennessee Tech, Chattanooga, Auburn and East Carolina • Member of the National Honor Society.

JAMES OKONKWO: James Uchenna Okonkwo is the son of Cyril and Sharon Okonkwo • Born October 1, 2003 in the United Kingdom • Majoring in communication studies • Played for Great Britain's U20 team in the 2023 Division B European Championships in Macedonia • Led Great Britain in scoring (12.1 ppg), rebounding (9.9 rpg) and blocked shots (2.1 bpg) in seven games • Graduated from Furze Platt Senior School in Maidenhead, England • Played for Coach Justin Dempsey • Came to the U.S. in the summer of 2020 • Attended Beckley Prep IJN in Beckley, W.Va. • Outstanding tennis player as a youth • Played eight years of competitive tennis and three years of soccer • His older brother, Oliver, plays tennis at Illinois • His younger brother, Alexander, plays tennis at Tulsa.

CORMAC RYAN: Played his freshman year at Collegiate Prep in New York City and three seasons at Milton Academy in Milton, Mass. • Scored a school-record 1,423 points at Milton, where he was the New England Prep School Athletic Conference Class A Player of the Year in 2016-17 and 2017-18.

Born Cormac Joseph Ryan on Oct. 26, 1998, in New York City • Son of Michael and Rosemary Ryan • Has four siblings – Thomas (played at Yale), Owen, Summer (plays at Haverford) and Starling • At Notre Dame, he majored in management consulting in the Mendoza College of Business and finished his MBA in the spring of 2023 with a concentration in strategy and entrepreneurship • Is working toward a master's in applied professional studies.

SETH TRIMBLE: Played for Coach Brian Hallenbeck at Menomonee Falls High School • Scored more than 2,000 career points • Gatorade Player of the Year and Mr. Basketball in Wisconsin in 2022, when he led Menomonee Falls to a 25-4 record and the Division I sectional finals • Averaged 27.1 points, 7.4 rebounds, 4.4 assists and 2.3 steals as a senior • Greater Metro Conference Player of the Year in 2022 and was a two-time first-team All-Greater Metro Conference honoree • Averaged 23.3 points and 3.5 assists as a junior and 20 points and 3.2 assists as a sophomore • Scored a career high 45 points as a junior in a win over Whitnall • Competed in the 2022 National High School Slam Dunk Contest.

Born Seth Louis Trimble on Aug. 9, 2004, in Wauwatosa, Wis. • Son of Laurence and Trevor Trimble • His brother, J.P. Tokoto, played at Carolina from 2012-15 • Majoring in exercise and sports science/sports administration • Played soccer through eighth grade • Made the honor roll three times.

JALEN WASHINGTON: Played for coaches Chris Buggs and Sean Smith at Gary West Side Leadership Academy • Did not play his senior season due to a knee injury • 2022 Indiana All-Star • First-team all-state and all-conference as a junior when he averaged 12.5 points, seven rebounds, three assists and three blocks • Led Gary West Side to the state semifinals • NBPA Camp invitee • Trained with the 2022 USA Junior National Team.

Born Jalen Cantrell Washington on Feb. 21, 2004, in Hobart, Ind. • Son of Jada Sterling and Jimmy Washington Sr. • Majoring in exercise and sports science/sports administration • Has seven-foot, four-inch wingspan • Ranked No. 2 academically in his senior class and was a member of the

Indiana Academic All-State team • Member of the National Honor Society • Played AAU for Meanstreets • Played the cello and piano from second to seventh grade • His older brother, Jimmie, plays basketball at IU-Northwest.

JAE'LYN WITHERS: Played at North Mecklenberg High School in Huntersville, N.C., from 2015-18 and his senior year at Cleveland Heights High School in Cleveland, Ohio • Averaged 19.8 points, 9.7 rebounds and 2.2 blocked shots in 2018-19 at Cleveland Heights • Averaged 20 points, 10.1 rebounds and shot 43 percent from three-point range in leading North Mecklenberg to a 27-2 record and the 2018 regular-season and tournament conference championships • Earned first team all-state honors in North Carolina as a junior from the Associated Press, was the Charlotte Observer's 4A Metro Player of the Year and the conference player of the year • Played AAU for Team Loaded North Carolina • Played in the Roundball Classic in Pittsburgh.

Born Dec. 20, 2000, in Charlotte • Son of Sheena Carr and Curtis Withers • Curtis was a three-time All-Conference USA forward at Charlotte from 2002-06 and is second in 49er history in double-doubles (46), third in rebounding (1,042) and seventh in scoring (1,750) • Has four siblings – Jayla, Ja'Kayla and Jah'King Withers and Messiah Carr • His cousin, Jaire Alexander, played football at Louisville (2015-17) and is a cornerback for the Green Bay Packers, who selected him in the first round in 2018.

PAXSON WOJCIK: Attended the La Lumiere School in La Porte, Ind. • Helped lead them to an 83-6 overall record, the Dick's Sporting Goods National Championship as a sophomore and a 31-1 record and runner-up finish as a senior at the Geico National Championship • Two-time captain • Scholar-Athlete Award recipient • Played AAU for the Illinois Wolves • Member of the National Honor Society • Summa Cum Laude Latin Student.

Born Paxson Walter Wojcik on Aug. 8, 2000, in South Bend, Ind. • Son of Lael and Doug Wojcik • Working toward a master's in applied professional studies • His parents played basketball at Navy and his mother also competed in track • His brother, Denham, plays basketball for Harvard • His father is in his second stint as an assistant coach on Tom Izzo's staff at Michigan State • He was an assistant coach at UNC from 2000-03, when he helped recruit all five starters on the Tar Heels' 2005 NCAA championship team • Enjoys card games, puzzles and playing outside with friends.



CAREER HIGHS



1 – ZAYDEN HIGH

Points: 3 vs. Clemson (2/6/24)
Field Goals: 1 four times, latest: 2/6/24 vs. Clemson (11/22/23), vs. Syracuse (1/13/24)
Free Throws: 2 vs. Lehigh (11/12/23), UNI (11/22/23)
Offensive Rebounds: 2 vs. Lehigh (11/12/23)
Rebounds: 5 vs. Lehigh (11/12/23)
Assists: 1 vs. Lehigh (11/12/23), Tennessee (11/29/23), vs. Syracuse (1/13/24)
Turnovers: 2 vs. UC Riverside (11/17/23), at Florida State (1/27/24)
Blocks: 1 vs. Villanova (11/23/24), at NC State (1/10/24)
Steals: 2 vs. UC Riverside (11/17/23)

2 – ELLIOT CADEAU

Points: 16 at Florida State (1/27/24)
Field Goals: 7 vs. Wake Forest (1/22/24)
Three-Pointers: 1 four times, latest: vs. Charleston Southern (12/29/23)
Free Throws: 8 at Florida State (1/27/24)
Offensive Rebounds: 2 vs. Charleston Southern (12/29/23), Duke (2/3/24)
Rebounds: 4 vs. Charleston Southern (12/29/23)
Assists: 10 vs. Tennessee (11/29/23)
Turnovers: 4 vs. UC Riverside (11/17/23)
Blocks: 1 vs. UNI (11/22/23), vs. Syracuse (1/13/24)
Steals: 3 vs. Louisville (1/17/24)

3 – CORMAC RYAN (set playing for Notre Dame, Stanford or UNC)

Points: Notre Dame– 29 vs. Alabama (3/18/22)
Field Goals: ND– 10 at Duke (2/9/21), vs. Alabama (3/18/22)
Three-Pointers: ND– 7 vs. Alabama (3/18/22)
Free Throws: ND– 8 vs. Virginia Tech (3/10/22)
Offensive Rebounds: ND– 5 vs. NC State (3/3/21)
Rebounds: ND– 10 vs. Georgia Tech (2/26/22)
Assists: ND– 8 vs. Louisville (1/28/23)
Turnovers: Stanford– 6 vs. Washington (3/3/19)
Blocks: ND– 3 vs. Western Michigan (12/20/21); UNC– vs. UNI (11/22/23)
Steals: ND– 4 vs. Boston University (12/7/22), at Wake Forest (2/25/23)

4 – RJ DAVIS

Points: 36 vs. Wake Forest (1/22/24)
Field Goals: 14 vs. Wake Forest (1/22/24)
Three-Pointers: 6 vs. Brown (11/12/21)
Free Throws: 14 vs. NC State (1/21/23)
Offensive Rebounds: 6 vs. Kansas (4/4/22)
Rebounds: 12 vs. Kansas (4/4/22)
Assists: 12 vs. Marquette (3/17/22)
Turnovers: 5 vs. Florida State (2/27/21), Kentucky (12/16/23)
Blocks: 2 vs. Florida State (2/12/22)
Steals: 5 vs. Charleston Southern (12/29/23), vs. Syracuse (1/13/24)

5 – ARMANDO BACOT

Points: 29 vs. Virginia (1/8/22), Georgia Tech (1/15/22)
Field Goals: 12 vs. Virginia (1/8/22)
Three-Pointers: 1 at Boston College (1/2/22), vs. UC Riverside (11/17/23), vs. Oklahoma (12/20/23)
Free Throws: 10 vs. Tennessee (11/29/23), Clemson (2/6/24)
Offensive Rebounds: 9 vs. Virginia (1/8/22), Syracuse (2/28/22)
Rebounds: 23 vs. James Madison (11/20/22)
Assists: 7 vs. Miami (1/25/20)
Turnovers: 6 vs. Alabama (11/27/22), Kentucky (12/16/23)
Blocks: 6 vs. Oregon (11/29/19), at Charleston (11/16/21), vs. NC State (1/29/22), Florida State (12/2/23)
Steals: 4 vs. Elon (12/11/21)

7 – SETH TRIMBLE

Points: 12 vs. Arkansas (11/24/23), Charleston Southern (12/29/23)
Field Goals: 6 vs. Charleston Southern (12/29/23)
Three-Pointers: 2 vs. Arkansas (11/24/23)
Free Throws: 3 seven times, latest: at Florida State (1/27/24)
Offensive Rebounds: 2 four times, latest: at Clemson (1/6/24)
Rebounds: 6 vs. Charleston Southern (12/29/23), at Pittsburgh (1/2/24)
Assists: 5 vs. The Citadel (12/13/22)
Turnovers: 3 vs. Syracuse (1/13/24)
Blocks: 2 vs. Wake Forest (1/4/23), Notre Dame (1/7/23)
Steals: 3 at Georgia Tech (1/30/24)

8 – PAXSON WOJCIK (set playing for Brown)

Points: 25 vs. Yale (3/4/23)
Field Goals: 9 vs. Yale (3/4/23)
Three-Pointers: 5 vs. UMass-Lowell (11/23/22)
Free Throws: 9 at Penn (2/18/23)
Offensive Rebounds: 3 at Michigan State (12/10/22)
Rebounds: 13 at Michigan State (12/10/22)
Assists: 6 four times, latest: 2/11/23 vs. Cornell
Turnovers: 4 four times, latest: 1/28/23 at Cornell
Blocks: 1 four times, latest: 1/28/23 at Cornell
Steals: 4 at UMass-Lowell (12/1/21)

13 – JALEN WASHINGTON

Points: 17 vs. Charleston Southern (12/29/23)
Field Goals: 7 vs. Charleston Southern (12/29/23)
Three-Pointers: 2 vs. UC Riverside (11/17/23), Charleston Southern (12/29/23)
Free Throws: 4 at Louisville (1/14/23), vs. Arkansas (11/24/23)
Offensive Rebounds: 4 at Georgia Tech (1/30/24)
Rebounds: 8 at NC State (1/10/24)
Assists: 2 vs. Syracuse (1/13/24)
Turnovers: 2 vs. Notre Dame (1/7/23), at Louisville (1/14/23), at Boston College (1/20/24)
Blocks: 2 vs. UC Riverside (11/17/23), Villanova (11/23/23), Charleston Southern (12/29/23), at Pittsburgh (1/2/24)
Steals: 2 vs. Syracuse (1/13/24)

14 – CREIGHTON LEBO

Points: 2 four times, latest: 2/13/21 at Virginia
Rebounds: 1 four times, latest: vs. Syracuse (1/13/24)
Assists: 1 vs. The Citadel (12/13/22)

22 – ROB LANDRY

Points: 3 vs. Lehigh (11/12/23), Syracuse (1/13/24)
Rebounds: 2 vs. Lehigh (11/12/23)

24 – JAE'LYN WITHERS (set playing for Louisville unless noted)

Points: 20 vs. Prairie View (11/29/20), at Notre Dame (2/9/22)
Field Goals: 9 at Notre Dame (2/9/22)
Three-Pointers: 4 at Miami (2/11/23), vs. Georgia Tech (2/1/23), vs. Florida State (2/4/23)
Free Throws: 7 vs. Georgia Tech (2/1/23)
Offensive Rebounds: 6 at UNC (2/20/21)
Rebounds: 13 vs. Notre Dame (2/23/21), vs. Georgia Tech (2/1/23)
Assists: 3 four times, latest: 2/25/23 at Georgia Tech
Turnovers: 5 vs. Texas Tech (11/22/22)
Blocks: UNC– 3 vs. UC Riverside (11/17/23)
Steals: 5 vs. Wright State (11/12/22)

32 – JAMES OKONKWO (set playing for West Virginia)

Points: 10 vs. Oklahoma (2/4/23)
Field Goals: 3 vs. Texas (1/21/23), Oklahoma (2/4/23)
Free Throws: 4 vs. Auburn (1/28/23), Oklahoma (2/4/23), Iowa State (2/28/23),
Offensive Rebounds: 6 vs. Oklahoma (2/4/23)
Rebounds: 10 at Texas Tech (1/25/23), vs. Oklahoma (2/4/23),
Assists: 2 vs. Maryland (3/16/23)
Turnovers: 2 vs. Oklahoma (2/4/23), at Baylor (2/13/23); UNC– 2 at Boston College (1/20/24)
Blocks: 3 vs. Iowa State (2/8/23)
Steals: 1 at Texas Tech (1/25/23), at TCU (1/31/23)

34 – DUWE FARRIS

Points: 2 vs. Elon (12/11/21), NC State (1/29/22), Syracuse (1/13/24)
Rebounds: 1 six times, latest: vs. Syracuse (1/13/24)

55 – HARRISON INGRAM

Points: Stanford– 24 vs. Ole Miss (11/24/22)
Field Goals: Stanford– 8 vs. San Jose State (11/15/21); UNC– vs. UConn (12/5/23), Duke (2/3/24)
Three-Pointers: UNC– 5 vs. Duke (2/3/24)
Free Throws: Stanford– 9 vs. Ole Miss (11/24/22)
Offensive Rebounds: UNC– 7 at Florida State (1/27/24)
Rebounds: UNC– 19 at NC State (1/10/24)
Assists: Stanford– 9 at Oregon State (2/12/22)
Turnovers: Stanford– 7 at Arizona State (3/5/22)
Blocks: Stanford– 2 vs. UCLA (2/8/22), vs. Wisconsin (11/11/22); UNC– 2 vs. Radford (11/6/23), Kentucky (12/16/23), at Pittsburgh (1/2/24)
Steals: UNC– 4 vs. Oklahoma (12/20/23), Duke (2/3/24)



2023-24 GAME-BY-GAME TEAM STATS



| | PTS | FG | FG% | 1st | 2nd | 3FG | 3FG% | FT | FT% | O-D-REB | PF | A | TO | B | ST | OT FG% |
|--------------------------|------------|--------------|-------------|-------------|-------------|--------------|-------------|--------------|-------------|-----------------|-----------|-----------|-----------|----------|-----------|--------|
| Carolina, W | 86 | 32-61 | .525 | .552 | .500 | 7-20 | .350 | 15-23 | .652 | 12-25-37 | 11 | 18 | 11 | 5 | 4 | |
| Radford | 70 | 28-66 | .424 | .500 | .344 | 5-21 | .238 | 9-10 | .900 | 11-23-34 | 21 | 5 | 12 | 3 | 8 | |
| Carolina, W | 90 | 31-67 | .463 | .444 | .484 | 5-17 | .294 | 23-28 | .821 | 15-37-52 | 8 | 11 | 10 | 3 | 9 | |
| Lehigh | 68 | 26-71 | .366 | .343 | .389 | 13-33 | .394 | 3-4 | .750 | 8-23-31 | 22 | 15 | 11 | 3 | 7 | |
| Carolina, W | 77 | 28-61 | .459 | .412 | .519 | 6-21 | .286 | 15-21 | .714 | 10-27-37 | 13 | 14 | 9 | 8 | 9 | |
| UC Riverside | 52 | 19-62 | .306 | .333 | .281 | 9-30 | .300 | 5-9 | .556 | 14-24-38 | 20 | 15 | 17 | 1 | 7 | |
| Carolina, W | 91 | 26-61 | .426 | .333 | .500 | 12-26 | .462 | 27-31 | .871 | 12-24-36 | 18 | 14 | 9 | 9 | 4 | |
| vs. Northern Iowa | 69 | 24-53 | .453 | .600 | .321 | 6-17 | .353 | 15-22 | .682 | 7-26-33 | 22 | 12 | 17 | 1 | 6 | |
| Carolina, L (OT) | 81 | 28-65 | .431 | .444 | .355 | 9-24 | .375 | 16-23 | .696 | 13-30-43 | 30 | 13 | 13 | 4 | 3 | .714 |
| vs. Villanova | 83 | 23-60 | .383 | .360 | .367 | 5-22 | .227 | 32-36 | .889 | 11-27-38 | 22 | 5 | 9 | 1 | 4 | .600 |
| Carolina, W | 87 | 28-57 | .491 | .393 | .586 | 6-14 | .429 | 25-35 | .714 | 13-25-38 | 24 | 11 | 10 | 0 | 3 | |
| vs. Arkansas | 72 | 26-55 | .473 | .538 | .414 | 5-17 | .294 | 15-20 | .750 | 6-21-27 | 27 | 6 | 12 | 6 | 4 | |
| Carolina, W | 100 | 28-61 | .459 | .576 | .321 | 12-28 | .429 | 32-38 | .842 | 12-22-34 | 18 | 19 | 9 | 1 | 6 | |
| vs. Tennessee | 92 | 35-63 | .556 | .533 | .576 | 9-28 | .321 | 13-16 | .813 | 7-24-31 | 24 | 13 | 12 | 7 | 5 | |
| Carolina, W | 78 | 24-57 | .421 | .367 | .481 | 5-22 | .227 | 25-31 | .806 | 11-28-39 | 13 | 13 | 13 | 8 | 7 | |
| vs. Florida State | 70 | 27-67 | .403 | .394 | .412 | 12-28 | .429 | 4-8 | .500 | 9-21-30 | 19 | 12 | 12 | 3 | 8 | |
| Carolina, L | 76 | 28-63 | .444 | .519 | .389 | 7-20 | .350 | 13-22 | .591 | 10-23-33 | 13 | 18 | 7 | 1 | 3 | |
| vs. UConn | 87 | 34-66 | .515 | .486 | .548 | 10-31 | .323 | 9-16 | .563 | 11-32-43 | 18 | 25 | 8 | 4 | 5 | |
| Carolina, L | 83 | 27-57 | .474 | .419 | .538 | 8-24 | .333 | 21-27 | .778 | 6-26-32 | 22 | 12 | 17 | 5 | 7 | |
| vs. Kentucky | 87 | 30-72 | .417 | .350 | .500 | 8-23 | .348 | 19-26 | .731 | 18-24-42 | 20 | 15 | 14 | 9 | 7 | |
| Carolina, W | 81 | 26-60 | .433 | .406 | .464 | 9-22 | .409 | 20-26 | .769 | 7-27-34 | 18 | 9 | 9 | 6 | 10 | |
| vs. Oklahoma | 69 | 23-57 | .404 | .323 | .500 | 7-23 | .304 | 16-24 | .667 | 11-30-41 | 20 | 6 | 18 | 2 | 3 | |
| Carolina, W | 105 | 41-73 | .562 | .513 | .618 | 11-26 | .423 | 12-14 | .857 | 13-33-46 | 8 | 20 | 5 | 7 | 9 | |
| Charleston Southern | 60 | 21-63 | .333 | .367 | .303 | 10-25 | .400 | 8-9 | .889 | 6-19-25 | 13 | 12 | 12 | 2 | 1 | |
| Carolina, W | 70 | 23-63 | .365 | .314 | .429 | 5-17 | .294 | 19-22 | .864 | 16-35-51 | 19 | 12 | 9 | 7 | 5 | |
| at Pittsburgh | 57 | 21-68 | .309 | .353 | .265 | 5-29 | .172 | 10-15 | .667 | 14-27-41 | 19 | 6 | 8 | 8 | 5 | |
| Carolina, W | 65 | 25-60 | .417 | .469 | .357 | 8-23 | .348 | 7-12 | .583 | 14-30-44 | 16 | 14 | 10 | 3 | 3 | |
| at Clemson | 55 | 21-58 | .362 | .407 | .323 | 1-18 | .056 | 12-16 | .750 | 9-24-33 | 14 | 6 | 5 | 9 | 7 | |
| Carolina, W | 67 | 24-62 | .387 | .382 | .393 | 7-21 | .333 | 12-20 | .600 | 13-36-49 | 15 | 11 | 13 | 4 | 5 | |
| at NC State | 54 | 18-66 | .273 | .281 | .265 | 2-20 | .100 | 16-21 | .762 | 13-28-41 | 18 | 9 | 10 | 5 | 7 | |
| Carolina, W | 103 | 37-77 | .481 | .514 | .450 | 7-26 | .269 | 22-27 | .815 | 19-34-53 | 15 | 16 | 14 | 4 | 13 | |
| Syracuse | 67 | 23-63 | .365 | .290 | .438 | 4-19 | .211 | 17-21 | .810 | 7-23-30 | 18 | 8 | 17 | 4 | 7 | |
| Carolina, W | 86 | 29-60 | .483 | .500 | .462 | 10-22 | .455 | 18-24 | .750 | 12-28-40 | 13 | 19 | 10 | 4 | 7 | |
| Louisville | 70 | 28-57 | .491 | .375 | .640 | 8-18 | .444 | 6-13 | .462 | 6-22-28 | 19 | 10 | 13 | 1 | 4 | |
| Carolina, W | 76 | 25-56 | .446 | .522 | .394 | 5-17 | .294 | 21-26 | .808 | 10-33-43 | 26 | 15 | 11 | 5 | 3 | |
| at Boston College | 66 | 19-55 | .345 | .357 | .333 | 3-17 | .176 | 25-29 | .862 | 5-23-28 | 20 | 9 | 4 | 1 | 4 | |
| Carolina, W | 85 | 32-61 | .525 | .433 | .613 | 5-15 | .333 | 16-22 | .727 | 6-37-43 | 20 | 8 | 8 | 7 | 2 | |
| Wake Forest | 64 | 21-59 | .356 | .448 | .267 | 3-20 | .150 | 19-25 | .760 | 4-26-30 | 16 | 3 | 6 | 3 | 3 | |
| Carolina, W | 75 | 24-58 | .414 | .393 | .433 | 8-21 | .381 | 19-24 | .792 | 16-25-41 | 16 | 11 | 17 | 2 | 5 | |
| at Florida State | 68 | 27-62 | .435 | .500 | .367 | 9-20 | .450 | 5-11 | .455 | 11-21-32 | 22 | 10 | 14 | 4 | 11 | |
| Carolina, L | 73 | 28-77 | .364 | .400 | .333 | 8-28 | .286 | 9-17 | .529 | 22-26-48 | 16 | 17 | 11 | 0 | 8 | |
| at Georgia Tech | 74 | 25-61 | .410 | .424 | .393 | 9-20 | .450 | 15-17 | .882 | 10-31-41 | 17 | 10 | 14 | 8 | 4 | |
| Carolina, W | 93 | 33-66 | .500 | .514 | .484 | 9-24 | .375 | 18-27 | .720 | 9-26-35 | 12 | 19 | 5 | 3 | 9 | |
| Duke | 84 | 35-69 | .507 | .471 | .543 | 5-19 | .263 | 9-11 | .818 | 7-27-34 | 18 | 8 | 11 | 3 | 4 | |
| Carolina, L | 76 | 24-65 | .369 | .314 | .433 | 9-27 | .333 | 19-25 | .760 | 9-34-43 | 20 | 14 | 6 | 1 | 4 | |
| Clemson | 80 | 27-68 | .397 | .485 | .314 | 11-31 | .355 | 15-20 | .750 | 11-31-42 | 20 | 14 | 5 | 1 | 3 | |
| Carolina | | | | | | | | | | | | | | | | |
| at Miami | | | | | | | | | | | | | | | | |
| Carolina | | | | | | | | | | | | | | | | |
| at Syracuse | | | | | | | | | | | | | | | | |
| Carolina | | | | | | | | | | | | | | | | |
| Virginia Tech | | | | | | | | | | | | | | | | |
| Carolina | | | | | | | | | | | | | | | | |
| at Virginia | | | | | | | | | | | | | | | | |
| Carolina | | | | | | | | | | | | | | | | |
| Miami | | | | | | | | | | | | | | | | |
| Carolina | | | | | | | | | | | | | | | | |
| NC State | | | | | | | | | | | | | | | | |
| Carolina | | | | | | | | | | | | | | | | |
| Notre Dame | | | | | | | | | | | | | | | | |
| Carolina | | | | | | | | | | | | | | | | |
| at Duke | | | | | | | | | | | | | | | | |



2023-24 SINGLE-GAME HIGHS/LOWS



| CAROLINA | High | Low |
|---------------------------------------|--|---|
| Field Goals | 41 vs. Charleston Southern | 23 at Pittsburgh |
| Field Goal Attempts | 77 vs. Syracuse (H), at Georgia Tech | 56 at Boston College |
| FG Percentage | .562 vs. Charleston Southern (41x73) | .364 at Georgia Tech (28x77) |
| FG Percentage in First Half | .552 vs. Radford (16x29) | .314 at Pittsburgh (11x35), vs. Clemson (11x35) |
| FG Percentage in Second Half | .616 vs. Charleston Southern (21x34) | .321 vs. Tennessee (9x28) |
| FG Percentage in Overtime | .714 vs. Villanova (5x7) | |
| 3-Point Field Goals | 12 vs. Northern Iowa, Tennessee | 5 five times, latest: vs. Wake Forest |
| 3-Point Attempts | 28 vs. Tennessee, at Georgia Tech | 14 vs. Arkansas |
| 3-Point Percentage (min. 10 att.) | .462 vs. Northern Iowa (12x26) | .227 vs. Florida State (5x22) |
| Free Throws Made | 32 vs. Tennessee | 7 at Clemson |
| Free Throw Attempts | 38 vs. Tennessee | 12 at Clemson |
| FT Pct. (min. 10 att.) | .871 vs. Northern Iowa (27x31) | .529 at Georgia Tech (9x17) |
| Offensive Rebounds | 22 at Georgia Tech | 6 vs. Kentucky, Wake Forest |
| Defensive Rebounds | 37 vs. Lehigh, Wake Forest | 22 vs. Tennessee |
| Total Rebounds | 53 vs. Syracuse (H) | 32 vs. Kentucky |
| Rebound Margin | +23 vs. Syracuse (H) (53-30) | -10 vs. UConn (33-43), vs. Kentucky (32-42) |
| Assists | 20 vs. Charleston Southern | 8 vs. Wake Forest |
| Turnovers | 17 vs. Kentucky, at Florida State | 5 vs. Charleston Southern, Duke (H) |
| Blocked Shots | 9 vs. Northern Iowa | 0 vs. Arkansas, at Georgia Tech |
| Steals | 13 vs. Syracuse (H) | 2 vs. Wake Forest |
| Points | 105 vs. Charleston Southern | 65 at Clemson |
| Points in a First Half | 61 vs. Tennessee | 29 vs. Florida State |
| Points in a Second Half | 56 vs. Northern Iowa | 31 at Clemson |
| Points in Overtime | 13 vs. Villanova | |
| Scoring Margin | +45 vs. Charleston Southern | -11 vs. UConn (76-87) |
| OPPONENTS | High | Low |
| Field Goals | 35 by Tennessee, Duke (H) | 18 at NC State |
| Field Goal Attempts | 72 by Kentucky | 53 by Northern Iowa |
| FG Percentage | .556 by Tennessee (35x63) | .273 at NC State (18x66) |
| FG Percentage in First Half | .600 by Northern Iowa (15x25) | .281 at NC State (9x32) |
| FG Percentage in Second Half | .640 by Louisville (16x25) | .265 at Pittsburgh (9x34), at NC State (9x34) |
| FG Percentage in Overtime | .600 by Villanova (3x5) | |
| 3-Point Field Goals | 13 by Lehigh | 1 at Clemson |
| 3-Point Attempts | 33 by Lehigh | 17 by Northern Iowa, Arkansas, at Boston College |
| 3-Point Percentage (min. 10 attempts) | .450 at Florida State (9x20), at Georgia Tech (9x20) | .056 at Clemson (1x18) |
| Free Throws Made | 32 by Villanova | 3 by Lehigh |
| Free Throw Attempts | 36 by Villanova | 4 by Lehigh |
| FT Pct. (min. 10 att.) | .900 by Radford (9x10) | .455 at Florida State (5x11) |
| Offensive Rebounds | 18 by Kentucky | 4 by Wake Forest |
| Defensive Rebounds | 32 by UConn | 19 by Charleston Southern |
| Total Rebounds | 43 by UConn | 25 by Charleston Southern |
| Assists | 25 by UConn | 3 by Wake Forest |
| Turnovers | 18 by Oklahoma | 4 at Boston College |
| Blocked Shots | 9 by Kentucky, at Clemson | 1 six times, latest: Clemson (H) |
| Steals | 11 at Florida State | 1 by Charleston Southern |
| Points | 92 by Tennessee | 52 by UC Riverside |
| Points in a First Half | 44 by UConn | 26 by UC Riverside |
| Points in a Second Half | 53 by Tennessee | 21 at Clemson |
| Points in Overtime | 15 by Villanova | |
| INDIVIDUAL BESTS | NORTH CAROLINA | OPPONENTS |
| Points | 36 by RJ Davis vs. Wake Forest | 37 by Dalton Knecht, Tennessee |
| Field Goals | 14 by RJ Davis vs. Wake Forest | 13 by Tramon Mack, Arkansas |
| Field Goal Attempts | 24 by RJ Davis at Georgia Tech | 13 by Dalton Knecht, Tennessee |
| Field Goal Percentage (min. 10 att.) | .667 by Cormac Ryan vs. Kentucky (8x12) | 20 by PJ Hall, Clemson (H) |
| 3-Point Field Goals | 5 by RJ Davis vs. Tennessee, Oklahoma, Clemson (H) | .765 by Tramon Mack, Arkansas (13x17) |
| 3-Point Field Goal Attempts | 5 by Harrison Ingram vs. Duke (H) | .765 by Dalton Knecht, Tennessee (13x17) |
| 3-Point Field Goal Pct (min. 5 made) | 12 by RJ Davis vs. Clemson (H) | 5 by A'Iahn Sumner, Charleston Southern |
| Free Throws Made | .556 by RJ Davis vs. Oklahoma (5x9) | 5 by Joseph Girard III, Clemson (H) |
| Free Throw Attempts | .556 by Ingram vs. Duke (H) (5x9) | 11 by Blake Hinson at Pittsburgh |
| Free Throw Percentage (min. 5 made) | 10 by RJ Davis vs. Arkansas | .500 by A'Iahn Sumner, Charleston Southern (5x10) |
| Offensive Rebounds | 10 by Armando Bacot vs. Tennessee, Clemson (H) | .500 by Joseph Girard III, Clemson (H) (5x10) |
| Defensive Rebounds | 13 by Armando Bacot vs. Tennessee | 10 by Otega Oweh, Oklahoma |
| Total Rebounds | 7 by Harrison Ingram at Florida State | 11 by Eric Dixon, Villanova |
| Assists | 14 by Armando Bacot vs. Lehigh | 11 by Otega Oweh, Oklahoma |
| Turnovers | 14 by Harrison Ingram at NC State, vs. Wake Forest | 1.000 by Justin Moore, Villanova (6x6) |
| Blocked Shots | 20 by Armando Bacot vs. Lehigh | 1.000 by Casey Morsell at NC State (6x6) |
| Steals | 10 by Elliot Cadeau vs. Tennessee | 4 by five players |
| Minutes Played in 40-Minute Game | 10 by RJ Davis vs. Charleston Southern | 10 by Tytan Anderson, Northern Iowa |
| Minutes Played in an Overtime Game | 6 by Armando Bacot vs. Kentucky | 11 by Ian Schieffelin, both games |
| | | 11 by Jared McCain, Duke (H) |
| | | 7 by Zakai Zeigler, Tennessee |
| | | 6 by Isaiah Moses, by UC Riverside |
| | | 6 by Quadir Copeland, Syracuse (H) |
| | | 6 by Jamir Watkins at Florida State |
| | | 4 by Adou Thiero, Kentucky |
| | | 4 by Guillermo Diaz Graham, at Pittsburgh |
| | | 4 Ian Schieffelin at Clemson |
| | | 5 Ian Schieffelin at Clemson |
| | | 38:19 by Hunter Sallis, Wake Forest |
| | | 36:47 by Eric Dixon, Villanova |



HUBERT DAVIS ERA HIGHS & LOWS



| CAROLINA | High | Low |
|---------------------------------------|--|---|
| Field Goals | 41 vs. Charleston Southern (12/29/23) | 16 vs. Boston College (H) (1/26/22) |
| Field Goal Attempts | 91 vs. Alabama (11/27/22, 4 OT) | 48 vs. UNCW (11/7/22) |
| FG Percentage | .603 vs. Charleston (35x58) (11/11/22) | .291 vs. Boston College (H) (16x55) (1/26/22) |
| FG Percentage in First Half | .742 vs. Florida State (23x31) (2/12/22) | .185 at Notre Dame (5x27) (2/22/23) |
| FG Percentage in Second Half | .714 vs. Charleston (20x28) (11/11/22) | .265 vs. Syracuse (9x34) (2/28/22) |
| 3-Point Field Goals | 15 vs. NC State (1/29/22), vs. The Citadel (12/13/22) vs. Clemson (2/11/23) | 1 vs. Kentucky (12/18/21) |
| 3-Point Attempts | 36 vs. Syracuse (UNC record) (2/28/22) | 10 vs. UNCW (11/7/22) |
| 3-Point Percentage (min. 10 att.) | .588 at Georgia Tech (10x17) (12/5/21) | .077 vs. Kentucky (1x13) (12/18/21) |
| Free Throws Made | 36 vs. NC State (1/21/23) | 2 vs. Michigan (12/1/21), at Duke (2/4/23) |
| Free Throw Attempts | 39 vs. NC State (1/21/23) | 3 vs. Michigan (12/1/21), at Duke (2/4/23) |
| FT Pct. (min. 10 att.) | .923 vs. NC State (36x39) (1/21/23) | .556 vs. Michigan (15x27) (12/21/22) |
| Offensive Rebounds | 24 vs. Kansas (4/4/22) | 3 vs. Virginia (H) (2x25/23) |
| Defensive Rebounds | 42 at Charleston (11/16/21) | 18 vs. Duke (H) (2/5/22), Pitt (2/16/22) |
| Total Rebounds | 55 vs. Kansas (4/4/22) | 24 vs. Duke (H) (2/5/22) |
| Rebound Margin | +24 vs. Elon (48-24) (12/11/21) | -18 vs. Kentucky (26-44) (12/18/21) |
| Assists | 29 vs. Marquette (3/17/22) | 4 vs. UNCW (11/7/22) |
| Turnovers | 21 vs. Baylor (3/19/22) | 5 at Duke (3/5/22), vs. Charleston Southern (12/29/23) vs. Duke (2/3/24) |
| Blocked Shots | 10 vs. Alabama (11/27/22, 4 OT) | 0 vs. Arkansas (11/24/23), at Georgia Tech (1/30/24) |
| Steals | 13 vs. Syracuse (1/13/24) | 1 four times, latest: vs. Virginia (H) (2/25/23) |
| Points | 105 vs. Charleston Southern (12/29/23) | 57 at Miami (1/18/22), at Duke (2/4/23) |
| Points in a First Half | 62 vs. Florida State (2/12/22) | 19 at Notre Dame (2/22/23) |
| Points in a Second Half | 60 at Wake Forest (2/7/23) | 25 vs. Boston College (1/26/22), at Duke (2/4/23) |
| Points in Overtime | 24 vs. Alabama (11/27/22, 4 OT, 4-8-7-5) | 10 vs. Ohio State (12/17/22) |
| Scoring Margin | +45 vs. Charleston Southern (105-60) (12/29/23) | -29 vs. Kentucky (69-98) (12/18/21) |
| OPPONENTS | High | Low |
| Field Goals | 39 by Kentucky (12/18/21) | 17 by UNCW (11/7/22) |
| Field Goal Attempts | 90 by Alabama (11/27/22, 4 OT) | 47 by Pittsburgh (2/16/22) |
| FG Percentage | .576 by Duke (H) (34x59) (2/5/22) | .265 by UNC Asheville (18x68) (11/23/21) |
| FG Percentage in First Half | .600 by Brown (21x35) (11/12/21), Pittsburgh (15x25) (2/16/22) Northern Iowa (15x25) (11/22/23) | .167 at Boston College (6x36) (1/2/22) |
| FG Percentage in Second Half | .667 by Kentucky (24x36) (12/18/21) | .214 by Boston College (6x28) (H) (1/6/22) |
| 3-Point Field Goals | 16 by Alabama (11/27/22, 4 OT) | 0 by Boston College (1/17/23) |
| 3-Point Attempts | 38 by Alabama (11/27/22, 4 OT) | 6 by Boston College (1/17/23) |
| 3-Point Percentage (min. 10 attempts) | .588 by Pittsburgh (10x17) (2/16/22) | .056 at Clemson (1x18) (1/6/24) |
| Free Throws Made | 33 at Wake Forest (2/7/23) | 1 by The Citadel (12/13/22) |
| Free Throw Attempts | 42 at Wake Forest (2/7/23) | 3 by Furman (12/14/21), at Syracuse (1/24/23) |
| FT Pct. (min. 10 att.) | 1.000 by NC State (12x12) (1/21/23) | .462 by Louisville (6x13) (1/17/24) |
| Offensive Rebounds | 21 by Alabama (11/27/22, 4 OT) | 1 by Georgia Tech (12/10/22) |
| Defensive Rebounds | 37 by Alabama (11/27/22, 4 OT) | 14 by UNC Asheville (11/23/21) |
| Total Rebounds | 58 by Alabama (11/27/22, 4 OT) | 21 at Georgia Tech (12/5/21) |
| Assists | 28 by Tennessee (11/21/21) | 3 by UNCW (11/7/22), Wake Forest (1/22/24) |
| Turnovers | 22 by Alabama (11/27/22, 4 OT) | 2 at NC State (2/19/23) |
| Blocked Shots | 11 at Duke (2/4/23) | 0 three times |
| Steals | 12 at Charleston (11/16/21) | 2 by Virginia Tech (H) (1/24/22), Pittsburgh (H) (2/1/23) |
| Points | 103 by Alabama (11/27/22, 4 OT) | 43 by Virginia (ACC) (3/10/22) |
| Points in a First Half | 50 by Brown (11/12/21), Charleston (11/11/22) | 13 by Virginia (ACC) (3/10/22) |
| Points in a Second Half | 58 by Kentucky (12/18/21) | 16 by Boston College (H) (1/26/22) |
| Points in Overtime | 26 by Alabama (11/27/22, 4 OT, 4-8-7-7) | 5 by Ohio State (12/17/22) |
| INDIVIDUAL BESTS | NORTH CAROLINA | OPPONENTS |
| Points | 36 by RJ Davis vs. Wake Forest (1/22/24) | 37 by Dalton Knecht, Tennessee (11/29/23) |
| Field Goals | 14 by RJ Davis vs. Wake Forest (1/22/24) | 14 by Cole Swider, Syracuse (2/28/22) |
| Field Goal Attempts | 36 by Caleb Love vs. Alabama (11/27/22, 4 OT) | 14 by Jamarius Burton at Pittsburgh (12/30/22) |
| Field Goal Percentage (min. 10 att.) | .909 by Armando Bacot vs. Brown (10x11) (11/12/21) .909 by Bacot at Duke (10x11) (3/5/22) | 26 by Paolo Banchemo at Duke (3/5/22) |
| 3-Point Field Goals | 6 by RJ Davis vs. Brown (11/12/21) 6 by Brady Manek vs. Tennessee (11/21/21), Duke (H) (2/5/22) 6 by Caleb Love four times | 26 by Jahvon Quinerly, Alabama (11/27/22, 4 OT) |
| 3-Field Goal Attempts | 13 by Caleb Love vs. Marquette (3/17/22), UCLA (3/25/22), Ohio State (12/17/22) | 26 by Jahvon Quinerly, Alabama (11/27/22, 4 OT) |
| 3-Point Field Goal Pct (min. 5 made) | .750 by Caleb Love vs. Florida State (6x8) (2/12/22) | 11 by 10 players |
| Free Throws Made | 14 by RJ Davis vs. NC State (1/21/23) | 1,000 by Ithiel Horton, Pittsburgh (5x5) (2/16/22) |
| Free Throw Attempts | 15 by Armando Bacot vs. Baylor (3/19/22) 15 by Bacot vs. Pittsburgh (H) (2/1/23) | 23 by Tyree Appleby at Wake Forest (2/7/23) |
| Free Throw Percentage (min. 5 made) | 1.000 by RJ Davis vs. NC State (14x14) (1/21/23) | 28 by Tyree Appleby at Wake Forest (2/7/23) |
| Offensive Rebounds | 9 by Armando Bacot vs. Virginia (1/8/22), Syracuse (2/28/22) | 1,000 by El Ellis at Louisville (9x9) (1/14/23) |
| Defensive Rebounds | 16 by Armando Bacot at Louisville (2/1/22) | 8 by Charles Bediako, Alabama, 4 OT |
| Total Rebounds | 23 by Armando Bacot vs. James Madison (11/20/22) | 14 by T.J. Bickerstaff, Boston College (H) (1/26/22) |
| Assists | 12 by RJ Davis vs. Marquette (3/17/22) | 17 by T.J. Bickerstaff, Boston College (H) (1/26/22) |
| Turnovers | 7 by Caleb Love vs. Louisville (H) (2/21/22) | 11 by Tyree Appleby at Wake Forest (2/7/23) |
| Blocked Shots | 6 by Bacot at Charleston (11/16/21), vs. NC State (H) (1/29/22) vs. Florida State (12/2/23) | 7 by Femi Odukale, Pittsburgh (2/16/22) |
| Steals | 5 by Caleb Love at Louisville (1/14/23) 5 by RJ Davis vs. Charleston Southern (12/29/23), vs. Syracuse (1/13/24) | 8 by Dereck Lively II at Duke (2/4/23) |
| Minutes Played | 57:24 by Caleb Love vs. Alabama (11/27/22, 4 OT) | 5 by Reece Beekman at Virginia (1/10/23) 5 by Beekman, Virginia (ACC) (3/9/23) 5 by Ian Schieffelin at Clemson (1/6/24) |



MISCELLANEOUS STATS



Games as UNC's Leading Scorer

| | Season/Career |
|-----------------|---------------|
| Armando Bacot | 7/44 |
| RJ Davis | 17/36 |
| Harrison Ingram | 1/1 |

Games as UNC's Leading Rebounder

| | Season/Career |
|------------------|---------------|
| Armando Bacot | 11/110 |
| Harrison Ingram | 10/10 |
| RJ Davis | 1/3 |
| Jae'Lyn Withers | 1/1 |
| Jalen Washington | -/1 |

Games as UNC's Leader in Assists

| | Season/Career |
|------------------|---------------|
| RJ Davis | 10/52 |
| Armando Bacot | 2/12 |
| Elliot Cadeau | 10/10 |
| Harrison Ingram | 3/3 |
| Cormac Ryan | 2/2 |
| Seth Trimble | 1/1 |
| Jalen Washington | -/1 |

Double-Figure Scoring Games

| | Season/Career |
|------------------|--|
| Armando Bacot | 16/115 |
| RJ Davis | 22/93 |
| Cormac Ryan | 12/69 (10 times at Stanford, 47 at Notre Dame) |
| Harrison Ingram | 19/56 (37 times at Stanford) |
| Paxson Wojcik | -/38 (1 time at Loyola Chicago, 27 times at Brown) |
| Jae'Lyn Withers | 3/33 (30 times at Louisville) |
| Seth Trimble | 5/6 |
| Elliot Cadeau | 5/5 |
| Jalen Washington | 3/4 |
| James Okonkwo | -/1 (1 time at West Virginia) |

30-Point Games

| | Season/Career |
|----------|---------------|
| RJ Davis | 2/3 |

20-Point Games

| | Season/Career |
|-----------------|-----------------------------|
| Armando Bacot | 6/32 |
| RJ Davis | 15/27 |
| Cormac Ryan | 1/7 (6 times at Notre Dame) |
| Harrison Ingram | 4/6 (2 times at Stanford) |
| Paxson Wojcik | -/5 (5 times at Brown) |
| Jae'Lyn Withers | -/2 (2 times at Louisville) |

10-Rebound Games

| | Season/Career |
|-----------------|-------------------------------|
| Armando Bacot | 11/86 (UNC career record) |
| Harrison Ingram | 10/16 (6 times at Stanford) |
| Jae'Lyn Withers | 1/9 (8 times at Louisville) |
| Paxson Wojcik | -/5 (5 times at Brown) |
| RJ Davis | -/4 |
| James Okonkwo | -/1 (1 time at West Virginia) |
| Cormac Ryan | -/1 (1 at Notre Dame) |

15-Rebound Games

| | Season/Career |
|-----------------|---------------|
| Armando Bacot | 3/25 |
| Harrison Ingram | 3/3 |

20-Rebound Games

| | Season/Career |
|---------------|---------------|
| Armando Bacot | 1/7 |

10-Assist Games

| | Season/Career |
|---------------|---------------|
| RJ Davis | 1/2 |
| Elliot Cadeau | 1/1 |

Double-Doubles (all points and rebounds except noted)

| | Season/Career |
|-----------------|--|
| Armando Bacot | 10/78 (UNC career record) |
| Harrison Ingram | 7/12 (5 times at Stanford) |
| Jae'Lyn Withers | 1/6 (5 times at Louisville) |
| Paxson Wojcik | -/4 (4 times at Brown) |
| RJ Davis | 1/5 (four points/rebounds, 1 points/assists) |
| James Okonkwo | -/1 (1 time at West Virginia) |

CAROLINA'S...

- Largest Win:** 45 vs. Charleston Southern (105-60)
- Largest Loss:** 11 vs. UConn (76-87)
- Largest Lead in a Win:** 47 vs. Charleston Southern (led 105-58, won 105-60)
- Largest Lead in a Loss:** 11 at Georgia Tech (led 36-25, lost 73-74)
- Largest Deficit:** 17 vs. UConn (trailed 66-83, lost 76-87)
- Largest Deficit Overcome to Win:** 14 at home vs. Florida State (trailed 31-45 with 17:11 to play, won 78-70)
- Largest Halftime Lead:** 23 vs. Charleston Southern (led 51-28, won 105-60)
- Largest Halftime Deficit:** 9 vs. Clemson (trailed 34-43, lost 76-80)
- Largest Halftime Deficit Overcome to Win:** 6 vs. Northern Iowa (trailed 36-41, won 91-69) and at home vs. Florida State (trailed 29-35, won 78-70)
- Largest Halftime Lead in a Loss:** 2 vs. Villanova (led 34-32, lost 81-83 in overtime)

| Game | Largest UNC Lead | Largest UNC Deficit | Time Led | Time Trailed | Ties | Lead Changes | Largest UNC Run | Largest Opponent Run |
|--------------------------------|------------------|---------------------|--------------|--------------|-----------|--------------|-----------------|----------------------|
| Radford, W, 86-70 | 17 | 3 | 31:58 | 7:26 | 4 | 8 | 8 | 8 |
| Lehigh, W, 90-68 | 25 | 2 | 35:50 | 1:45 | 3 | 6 | 10 | 7 |
| UC Riverside, W, 77-52 | 32 | 2 | 36:16 | 1:01 | 1 | 2 | 19 | 8 |
| vs. Northern Iowa, W, 91-69 | 24 | 8 | 21:01 | 16:29 | 3 | 4 | 10 | 10 |
| vs. Villanova, L, 81-83 (OT) | 9 | 5 | 22:52 | 13:08 | 19 | 23 | 13 | 10 |
| vs. Arkansas, W, 87-82 | 15 | 3 | 33:44 | 4:09 | 7 | 7 | 9 | 8 |
| Tennessee, W, 100-92 | 24 | (0) | 39:11 | (0:00) | 0 | (0) | 13 | 9 |
| Florida State, W, 78-70 | 14 | 14 | 17:05 | 19:27 | 5 | 8 | 22 | 13 |
| vs. UConn, L, 76-87 | 4 | 17 | 3:23 | 34:44 | 1 | 3 | 7 | 8 |
| vs. Kentucky, L, 83-87 | 1 | 12 | 0:16 | 37:13 | 3 | 2 | 10 | 8 |
| vs. Oklahoma, W, 81-69 | 15 | (0) | 37:22 | (0:00) | (0) | (0) | 7 | 5 |
| Charleston Southern, W, 105-60 | 47 | (0) | 39:07 | (0:00) | 1 | (0) | 14 | 5 |
| at Pittsburgh, W, 70-57 | 14 | 7 | 25:40 | 12:42 | 2 | 3 | 8 | 6 |
| at Clemson, W, 65-55 | 10 | 4 | 24:57 | 10:24 | 7 | 11 | 7 | 8 |
| at NC State, W, 67-54 | 17 | 4 | 28:55 | 7:17 | 4 | 3 | 11 | 6 |
| Syracuse, W, 103-67 | 39 | 1 | 38:39 | 1:02 | (0) | 2 | 10 | 9 |
| Louisville, W, 86-70 | 20 | (0) | 38:20 | (0:00) | 2 | (0) | 11 | 7 |
| at Boston College, W, 76-66 | 10 | 6 | 28:25 | 10:25 | 1 | 7 | 10 | 6 |
| Wake Forest, W, 85-64 | 24 | 3 | 26:25 | 5:38 | 8 | 11 | 10 | 6 |
| at Florida State, W, 75-68 | 11 | 8 | 29:46 | 7:26 | 2 | 4 | 10 | 7 |
| at Georgia Tech, L, 73-74 | 11 | 8 | 21:14 | 15:31 | 4 | 8 | 12 | 10 |
| Duke, W, 93-84 | 15 | 2 | 38:04 | 0:16 | 3 | 1 | 7 | 5 |
| Clemson, L, 76-80 | (0) | 16 | (0:00) | 38:22 | 2 | (0) | 8 | 13 |
| at Miami | | | | | | | | |
| Virginia Tech | | | | | | | | |
| at Virginia | | | | | | | | |
| Miami | | | | | | | | |
| NC State | | | | | | | | |
| Notre Dame | | | | | | | | |
| at Duke | | | | | | | | |

season highs in bold
season lows in parentheses



PLUS/MINUS



| Game | #1 High | #2 Cadeau | #3 Ryan | #4 Davis | #5 Bacot | #7 Trimble | #8 Wojcik |
|---------------------|------------|----------------|----------------|---------------|----------------|----------------|--------------|
| Radford | -2 | +3 | +11 | +18 | +18 | -1 | +17 |
| Lehigh | +3 | +8 | +6 | +18 | +20 | +14 | +9 |
| UC Riverside | -5 | +19 | +17 | +25 | +23 | +13 | +4 |
| vs. Northern Iowa | +2 | +14 | +19 | +21 | +16 | Even | +6 |
| vs. Villanova | -3 | +14 | +7 | +2 | Even | -7 | -10 |
| vs. Arkansas | DNP | +13 | DNP | +22 | +16 | +4 | -5 |
| Tennessee | +6 | +10 | +11 | +2 | +6 | -1 | +4 |
| Florida State | -2 | +16 | -14 | +4 | +15 | +24 (1) | +3 |
| vs. UConn | DNP | -11 | -18 | -8 | -17 | -3 | -1 |
| vs. Kentucky | +3 | -14 | -2 | -4 | -2 | +10 | -4 |
| vs. Oklahoma | +5 | +11 | +8 | +13 | +15 | -4 | Even |
| Charleston Southern | +15 | +16 | +34 | +36 | +14 | +21 | Even |
| at Pittsburgh | DNP | +7 | +15 | +10 | +17 | +5 | -3 |
| at Clemson | -2 | +7 | +12 | +10 | +6 | +1 | -2 |
| at NC State | -2 | +15 | +11 | +7 | +16 (5) | +6 | +4 |
| Syracuse | -4 | +27 | +35 | +28 | +21 | +14 | -8 |
| Louisville | -1 | +12 | +8 | +20 | +9 | Even | -2 |
| at Boston College | -4 | +3 | +12 | +7 | +7 | +8 | +1 |
| Wake Forest | DNP | +19 | +13 | +19 | +15 | Even | +2 |
| at Florida State | -6 | +16 | +14 | +12 | +11 | -12 | -8 |
| at Georgia Tech | -2 | +12 (3) | -8 | +3 | +9 | -3 | -4 |
| Duke | DNP | +9 | +10 (6) | +7 | +3 | +4 | DNP |
| Clemson | Even | -6 | -2 | +4 (7) | -4 | DNP | -3 |
| Totals | +1 | +220 | +199 | +276 | +234 | +93 | Even |
| at Miami | | | | | | | |
| at Syracuse | | | | | | | |
| Virginia Tech | | | | | | | |
| at Virginia | | | | | | | |
| Miami | | | | | | | |
| NC State | | | | | | | |
| Notre Dame | | | | | | | |
| at Duke | | | | | | | |

| Game | #13 Washington | #14 Lebo | #22 Landry | #24 Withers | #32 Okonkwo | #34 Farris | #55 Ingram |
|---------------------|-------------------|-------------|---------------|----------------|----------------|---------------|----------------|
| Radford | -3 | DNP | DNP | +5 | +1 | DNP | +13 |
| Lehigh | +4 | -3 | -2 | +12 | -1 | -2 | +24 |
| UC Riverside | +6 | -3 | DNP | +14 | -4 | -3 | +19 |
| vs. Northern Iowa | -4 | DNP | DNP | +18 | Even | DNP | +18 |
| vs. Villanova | -2 | DNP | DNP | -12 | -1 | DNP | +2 |
| vs. Arkansas | Even | DNP | DNP | +10 | DNP | DNP | +15 |
| Tennessee | +6 | DNP | DNP | -6 | DNP | DNP | +2 |
| Florida State | -7 | DNP | DNP | -6 | DNP | DNP | +7 |
| vs. UConn | +6 | DNP | DNP | +5 | DNP | DNP | -8 |
| vs. Kentucky | -5 | DNP | DNP | +13 | DNP | DNP | -15 |
| vs. Oklahoma | -2 | DNP | DNP | +3 | DNP | DNP | +11 |
| Charleston Southern | +21 | +8 | Even | +18 | +13 | Even | +29 |
| at Pittsburgh | -1 | DNP | DNP | +4 | DNP | DNP | +11 |
| at Clemson | +3 | DNP | DNP | +4 | DNP | DNP | +11 |
| at NC State | +7 | -2 | DNP | -6 | -2 | DNP | +11 |
| Syracuse | +16 | +2 | +7 | +8 | -2 | +7 | +29 |
| Louisville | +2 | DNP | DNP | +24 (1) | DNP | DNP | +8 |
| at Boston College | +2 | DNP | DNP | +7 | +1 | DNP | +6 |
| Wake Forest | +5 | DNP | DNP | +7 | DNP | DNP | +25 (3) |
| at Florida State | -4 | DNP | DNP | +2 | DNP | DNP | +10 |
| at Georgia Tech | -8 | DNP | DNP | +2 | DNP | DNP | -6 |
| Duke | +6 | DNP | DNP | -2 | DNP | DNP | +8 |
| Clemson | -8 | DNP | DNP | Even | DNP | DNP | -5 |
| Totals | +40 | +2 | +5 | +124 | +5 | +2 | +225 |
| at Miami | | | | | | | |
| at Syracuse | | | | | | | |
| Virginia Tech | | | | | | | |
| at Virginia | | | | | | | |
| Miami | | | | | | | |
| NC State | | | | | | | |
| Notre Dame | | | | | | | |
| at Duke | | | | | | | |

plus/minus game leaders must have played at least half the game (times led UNC in plus/minus in parentheses)

+/- Cumulative Leaders

| | |
|--------|------|
| Davis | +276 |
| Bacot | +234 |
| Ingram | +225 |
| Cadeau | +220 |
| Ryan | +199 |

Games with UNC's Best +/-

| | |
|---------|---|
| Davis | 7 |
| Ryan | 6 |
| Bacot | 5 |
| Ingram | 3 |
| Cadeau | 3 |
| Trimble | 1 |
| Withers | 1 |



SPECIALTY STATS/STARTERS



| GAME | UNC Leading Scorer | UNC Leading Rebounder | UNC Leader in Assists | 2nd Chance Points | Pts Off Turnovers | Fastbreak Points | Points in the Paint | Bench Points |
|---------------------|--------------------|-----------------------|-------------------------|-------------------|-------------------|------------------|---------------------|------------------|
| Radford | Bacot 25 | Bacot 13 | Cadeau 6 | 14-14 | 14-11 | 10-3 | 48-34 | 18-13 |
| Lehigh | Bacot, Davis 22 | Bacot 20 | Ryan, Trimble 3 | 14-2 | 15-17 | 17-3 | 38-16 | 24-30 |
| UC Riverside | Bacot 21 | Ingram 9 | Davis 4 | 16-2 | 16-12 | 9-2 | 34-20 | 34-19 |
| vs. Northern Iowa | Ingram 16 | Ingram 10 | Davis 4 | 9-7 | 25-9 | 8-(0) | (20)-28 | 37-22 |
| vs. Villanova | Davis 23 | Bacot 18 | Cadeau 5 | 11-14 | 8-16 | 6-(0) | 34-34 | 10-12 |
| vs. Arkansas | Davis 30 | Ingram 10 | Ingram 6 | 10-7 | 17-11 | 15-17 | 38-24 | 23-22 |
| Tennessee | Davis 27 | Bacot 11 | Cadeau 10 | 13-4 | 21-16 | 20-8 | 32-44 | 26-13 |
| Florida State | Davis 27 | Bacot 13 | Davis 5 | 8-7 | 18-11 | 16-10 | 34-26 | 12-13 |
| vs. UConn | Davis 26 | Bacot 13 | Bacot, Cadeau, Ingram 5 | 6-8 | 7-14 | 6-13 | 38-38 | (4)-11 |
| vs. Kentucky | Davis 27 | Davis 7 | Davis 4 | 6-15 | 13-19 | 15-10 | 32-34 | 14-36 |
| vs. Oklahoma | Davis 23 | Bacot 8 | Davis 5 | 9-2 | 24-11 | 23-9 | 28-30 | 13-11 |
| Charleston Southern | Davis 20 | Bacot 9 | Davis 10 | 11-7 | 17-7 | 15-(0) | 52-(12) | 43-6 |
| at Pittsburgh | Bacot 16 | Ingram 15 | Davis 4 | 15-(1) | (2)-5 | 10-7 | 26-24 | 18-12 |
| at Clemson | Bacot, Davis 14 | Bacot 16 | Ryan 4 | 8-8 | 5-9 | (0)-(0) | 26-32 | 14-(2) |
| at NC State | Davis 16 | Ingram 19 | Cadeau 6 | 6-7 | 7-8 | 18-9 | 34-24 | 14-15 |
| Syracuse | Davis 22 | Bacot 11 | Cadeau, Ingram 3 | 22-6 | 23-18 | 20-9 | 58-32 | 39-19 |
| Louisville | Davis 21 | Withers 10 | Davis 6 | 5-6 | 13-7 | 9-(0) | 34-24 | 17-28 |
| at Boston College | Davis 16 | Ingram 13 | Cadeau 5 | 11-6 | 4-7 | 8-(0) | 24-22 | 17-14 |
| Wake Forest | Davis 36 | Ingram 14 | Cadeau 3 | (4)-6 | 10-7 | 15-1 | 48-30 | 9-9 |
| at Florida State | Davis 24 | Ingram 17 | Cadeau 6 | 14-10 | 12-26 | 6-7 | 26-22 | 7-35 |
| at Georgia Tech | Davis 28 | Ingram 13 | Cadeau 5 | 23-8 | 14-9 | 12-3 | 34-26 | 14-39 |
| Duke | Bacot 25 | Ingram 13 | Bacot, Davis 5 | 14-16 | 19-7 | 16-12 | 36-54 | 14-6 |
| Clemson | Bacot 24 | Bacot 13 | Davis 5 | 12-13 | 5-7 | 7-2 | 28-22 | 12-7 |
| Totals | | | | 261-176 | 309-264 | 281-125 | 804-652 | 433-394 |
| Averages | | | | 11.3-7.7 | 13.4-11.5 | 12.2-5.4 | 35.0-28.3 | 18.8-17.1 |
| at Miami | | | | | | | | |
| at Syracuse | | | | | | | | |
| Virginia Tech | | | | | | | | |
| at Virginia | | | | | | | | |
| Miami | | | | | | | | |
| NC State | | | | | | | | |
| Notre Dame | | | | | | | | |
| at Duke | | | | | | | | |

GAME-BY-GAME STARTERS

| Game | Guard | Guard | Guard | Forward | Forward | Record w/Lineup |
|---------------------|----------------|----------------|---------------|----------------|----------------|-----------------|
| Radford | Davis | Ryan | Wojcik | Ingram | Bacot | (a) 1-0 |
| Lehigh | Davis | Ryan | Wojcik | Ingram | Bacot | (a) 2-0 |
| UC Riverside | Davis | Ryan | Wojcik (3/58) | Ingram | Bacot | (a) 3-0 |
| vs. Northern Iowa | Davis | Trimble (1/3) | Ryan | Ingram | Bacot | (b) 1-0 |
| vs. Villanova | Davis | Ryan | Ingram | Withers | Bacot | (c) 0-1 |
| vs. Arkansas | Davis | Cadeau | Ingram | Withers | Bacot | (d) 1-0 |
| Tennessee | Davis | Cadeau | Ingram | Withers (3/67) | Bacot | (d) 2-0 |
| Florida State | Davis | Cadeau | Ryan | Ingram | Bacot | (e) 1-0 |
| vs. UConn | Davis | Cadeau | Ryan | Ingram | Bacot | (e) 1-1 |
| vs. Kentucky | Davis | Cadeau | Ryan | Ingram | Bacot | (e) 1-2 |
| vs. Oklahoma | Davis | Cadeau | Ryan | Ingram | Bacot | (e) 2-2 |
| Charleston Southern | Davis | Cadeau | Ryan | Ingram | Bacot | (e) 3-2 |
| at Pittsburgh | Davis | Cadeau | Ryan | Ingram | Bacot | (e) 4-2 |
| at Clemson | Davis | Cadeau | Ryan | Ingram | Bacot | (e) 5-2 |
| at NC State | Davis | Cadeau | Ryan | Ingram | Bacot | (e) 6-2 |
| Syracuse | Davis | Cadeau | Ryan | Ingram | Bacot | (e) 7-2 |
| Louisville | Davis | Cadeau | Ryan | Ingram | Bacot | (e) 8-2 |
| at Boston College | Davis | Cadeau | Ryan | Ingram | Bacot | (e) 9-2 |
| Wake Forest | Davis | Cadeau | Ryan | Ingram | Bacot | (e) 10-2 |
| at Florida State | Davis | Cadeau | Ryan | Ingram | Bacot | (e) 11-2 |
| at Georgia Tech | Davis | Cadeau | Ryan | Ingram | Bacot | (e) 11-3 |
| Duke | Davis | Cadeau | Ryan | Ingram | Bacot | (e) 12-3 |
| Clemson | Davis (23/104) | Cadeau (18/18) | Ryan (21/108) | Ingram (23/85) | Bacot (23/154) | (e) 12-4 |
| at Miami | | | | | | |
| at Syracuse | | | | | | |
| Virginia Tech | | | | | | |
| at Virginia | | | | | | |
| Miami | | | | | | |
| NC State | | | | | | |
| Notre Dame | | | | | | |
| at Duke | | | | | | |

number of season/career starts in parentheses

- Ingram started 62 games from 2021-23 at Stanford

- Ryan started 17 games at Stanford in 2018-19 and 70 games at Notre Dame from 2020-23

- Wojcik started one game at Loyola Chicago in 2018-19 and 54 games at Brown from 2021-23

- Withers started 64 games at Louisville from 2020-23



LAST TIME IT HAPPENED...UNC



Won by one point: 66-65 over Notre Dame, 1/2/21
Lost by one point: 73-74 at Georgia Tech, 1/30/24
Won consecutive games by two points or less: 66-65 vs. Notre Dame, 1/2/21; 67-65 at Miami, 1/5/21
Won by 20 on the road: 21- UNC 80, Louisville 59, 1/14/23
Won by 30 on the road: 38- UNC 95, Wake Forest 57, 2/16/19
Won by 30 at a neutral site: ^32- UNC 95, Marquette 63, 3/17/22 in Fort Worth, Texas
Won by 40: 45- UNC 105, Charleston Southern 60, 12/29/23
Won by 40 on the road: 49- UNC 116, Elon 67, 11/9/18
Won by 40 at a neutral site: *42- UNC 101, Notre Dame 59, 3/10/16 in Greensboro
Won by 50: 50- UNC 108, Tennessee Tech 58, 11/16/18
Won by more than 50: 51- UNC 107, NC State 56, 1/8/17
Won by 60: 68- UNC 116, UNC Asheville 48, 11/30/08
Lost consecutive games by 20 or more: 28- at Miami 85, UNC 57, 1/18/22; 22- at Wake Forest, 1/22/22
Lost by 25 or more: 28- at Miami 85, UNC 57, 1/18/22
Lost by 25 at home: 25- Ohio State, UNC 49, 12/4/19
Lost by more than 25 at home: 29- Duke 87, UNC 58, 1/31/02
Lost by 30 or more: 33- Florida State 90, UNC 57, 1/14/12
Lost by 30 or more at home: 35- Duke 104, UNC 69, 2/29/64
Never trailed: 1/17/24 vs. Louisville (led for 38:20, won 86-70)
Never led: 2/6/24 vs. Clemson (trailed for 38:22, lost 76-80)
Played a 1 OT game: lost to Villanova, 81-83, 11/23/23 in the Bahamas
Played a 2 OT game: lost at Virginia Tech, 77-79, 1/22/20
Played a 3 OT game: lost to Wake Forest, 114-119, 12/20/03
Played a 4 OT game: lost to Alabama, 101-103, 11/27/22 in Portland, Ore.
Won an OT game: beat Ohio State, 89-84, 12/17/22 in New York

CAROLINA SCORING

Led UNC in scoring in 8 straight games: RJ Davis, 2023-24 (Clemson-Georgia Tech)
Led UNC in scoring in 9, 10, 11, 12 or 13 straight games: 13 by Tyler Hansbrough, 2007-08 (Nicholls State-Florida State)
Led UNC in scoring in 14 straight games: Lennie Rosenbluth, 1955-56 into 1956-57
Led UNC in scoring in 15, 16 or 17 straight games: 17 by George Glamack, 1939-40 into 1940-41
Double figures in 25 consecutive games: 28 by Armando Bacot, last 13 games in 2021-22 through first 15 games in 2022-23
Double figures in 30, 40 or 50 consecutive games: 55 by Tyler Hansbrough, final game in 2006-07 through his first 15 games in 2008-09
Double figures in 60 consecutive games: 64 by Larry Miller, all 32 games in 1966-67 and 1967-68 (UNC record)
20 in 8 consecutive games: RJ Davis, 2023-24 (23 vs. Villanova, 30 vs. Arkansas, 27 vs. Tennessee, 27 vs. Florida State, 26 vs. UConn, 27 vs. Kentucky, 23 vs. Oklahoma, 20 vs. Charleston Southern)
20 in 9 consecutive games: 9 by Tyler Hansbrough, 2008-09
20 in 10, 11, 12 or 13 consecutive games: 13 by Charlie Scott, 1969-70
Three scored 20: RJ Davis (27), Armando Bacot (22), Harrison Ingram (20) vs. Tennessee, 11/29/23
Four scored 20: Armando Bacot (23), Caleb Love (22), RJ Davis (21), Brady Manek (20) at Duke, 3/5/22 (first time in UNC history)
20/1st half: ^21 by Caleb Love vs. Marquette, 3/17/22 in Fort Worth, Texas
20/2nd half: ^23 by RJ Davis vs. Wake Forest, 1/22/24
20 in first 10 minutes: Kenny Williams in first 9:03 at Stanford, 11/20/17
Non-starter scored 20: 24 by Brady Manek vs. Tennessee, 11/21/21 in Uncasville, Conn.
25/five straight games: RJ Davis, 2023-24 (30 vs. Arkansas, 27 vs. Tennessee, 27 vs. Florida State, 26 vs. UConn, 26 vs. Kentucky)
25/more than five straight games: 12 by Charlie Scott, 1970
25/three consecutive road games: Garrison Brooks (28 at Virginia Tech, 1/22/20; 27 at NC State, 1/27/20; 26 at Duke 3/7/20)
Two players scored 25: Armando Bacot (28), Caleb Love (25) vs. Charleston, 11/11/22
Two scored 25 in consecutive games: Garrison Brooks (26), Cole Anthony (25) at Syracuse, 2/29/20; Anthony (28), Brooks (25) vs. Wake Forest, 3/3/20
Scored at least 25 on fewer than 10 FG attempts: 26 points by RJ Davis vs. NC State, 1/21/23 (5x8 FG, 2x4 3FG, 14x14 FT)
More than 25/half: 27 in 2nd by Armando Bacot vs. Charleston, 11/11/22
30 or more: 36 by RJ Davis vs. Wake Forest, 1/22/24
Consecutive games w/30: Antawn Jamison (35 vs. Duke, 2/5/98; 31 at Georgia Tech, 2/8/98)
30/consecutive games by different players: ^30 by RJ Davis vs. Baylor, 3/19/22 in Fort Worth Texas; ^30 by Caleb Love vs. UCLA, 3/25/22 in Philadelphia
Two players scored 30: Brice Johnson (39), Marcus Paige (30) at Florida State, 1/4/16
Players on both teams scored 30: RJ Davis (30) and Tramon Mack of Arkansas (34), 11/24/23 in the Bahamas
30 after halftime: Marcus Paige (31- 21 in 2nd, 10 in OT) at NC State, 2/26/14
More than 36: Brice Johnson (39) at Florida State, 1/4/16
40: *Harrison Barnes (40) vs. Clemson, 3/12/11 in Greensboro
More than 40: 42 by Shammond Williams at Georgia Tech (2 OT), 2/8/1998
43: Charlie Scott vs. Wake Forest, 1/17/70
More than 43: 49 by Bobby Lewis vs. Florida State, 12/16/65 (UNC record)
10 or more in OT: 11 by Marcus Paige at NC State, 2/26/14
Non-starter led UNC in scoring: D'Marco Dunn (co-leader with Armando Bacot with 14 points) at Louisville, 1/14/23
Out-scored opponents/half: *Brady Manek (19-13) 1st vs. Virginia, 3/10/22 in Brooklyn

Out-scored rest of UNC/half: RJ Davis (19-18) 2nd vs. UConn, 12/5/23 in New York
10 or more straight UNC points: 12 by Armando Bacot vs. Clemson, 2/6/24
UNC's first 14 points: Kenny Williams at Stanford, 11/20/17
No player in double figures: at Virginia, 2/13/21
One player in double figures: 28 by RJ Davis at Georgia Tech, 1/30/24
Only two in double figures/win: RJ Davis (16) & Elliot Cadeau (11) at NC State, 1/10/24
Bench outscored the starters (not including Senior Night): 37-33 vs. Marquette, 2/24/21
Zero bench points: vs. Duke, 3/4/23
Six in double figures: vs. Charleston Southern, 12/29/23
Eight in double figures: vs. Saint Francis, 1/2/11
Nine in double figures: Kevin Madden (17), Ranzino Smith (17), Warren Martin (15), Steve Bucknall (12), Joe Wolf (10), Steve Hale (10), Brad Daugherty (10), Jeff Lebo (10) & Kenny Smith (10) vs. Manhattan, 12/27/85, in Miami (UNC record)
100/ACC game: 103 vs. Syracuse, 1/13/24
100/road game: 116 at Elon, 11/9/18
100/ACC road game: 106 at Florida State, 1/4/16
100/consecutive ACC: 114 vs. Wake Forest, 12/20/03; 103 vs. Georgia Tech, 1/11/04
100/3 consecutive games: 107 vs. Cleveland State, 12/30/04; 105 vs. William & Mary, 1/2/05; 109 vs. Maryland, 1/8/05
100/loss (40-minute game): 100 vs. Kentucky, 12/17/16 in Las Vegas
100/loss (OT game): 101 vs. Alabama, 101-103, 11/27/22 in Portland, Ore. (4 OT)
100 vs. top 5 AP-ranked team: 103 vs. No. 4 Gonzaga, 12/15/18
100 vs. top 10 AP-ranked team: 100 vs. No. 10 Tennessee, 11/29/23
Both scored 100 (40:00 game): Kentucky 103, UNC 100, 12/17/16 in Las Vegas
Both scored 100 (OT game): Alabama 103, UNC 101, 11/27/22, Portland, Ore. (4 OT)
50/both halves: vs. Syracuse, 1/13/24 (52 and 51)
60/half: 61, 1st half vs. Tennessee, 11/29/23
60/half in a loss: 60, 2nd half at Wake Forest, 2/7/23
65/half: 65, 2nd half at Florida State, 1/4/16
70/half: 77, 1st half vs. VMI, 12/17/94 (UNC record)
Fewer than 50/game: 48 at Virginia, 2/13/21
Fewer than 60/game: *59 vs. Virginia, 3/9/23 in Greensboro
Fewer than 20/half: 19 (1st) at Notre Dame, 2/22/23
Fewer than 20/half in a win: 19 (1st) at Notre Dame, 2/22/23
Fewer than 25/each half: 23 & 22 vs. Michigan State, 11/26/17 in Portland, Ore.
Fewer than 30/each half: 29 & 29 at Virginia, 1/10/23
Fewer than 30/half in a win: 29 (1st) vs. Florida State, 12/2/23
Fewer than 20 in one half, 40 in the other: 19 (1st), 44 (2nd) at Notre Dame, 2/22/23
Fewer than 20 in one half, 50 in the other: 18 (1st), 53 (2nd) vs. Butler, 11/20/12, in Maui
Fewer than 30 in one half, 60 in the other: 25 (1st), 60 (2nd) at Wake Forest, 2/7/23
25 straight: vs. NC State, 1/12/08
More than 20 straight: 22 vs. Florida State, 12/2/23
15 or more points to begin game: 18-0 vs. Florida State, 2/12/22
10 or more points to end the game: *13-0 vs. Miami in Brooklyn, 3/8/18
Two 17-point runs: 17-0 in first half, 19-0 in second vs. UC Riverside, 11/17/23
No field goals in last 5:00 in a win: none in the last 6:56 in a 100-92 win over Tennessee, 11/29/23

CAROLINA FIELD GOAL SHOOTING

Made every FG att. (min. 10): Jeff McInnis, 10x10 vs. Cincinnati, 12/3/94, in Charlotte
Missed every FG att. (min. 10): RJ Davis, 0x10 vs. Virginia, 1/8/22
Missed every FG att. (more than 10): Harrison Barnes, 0x12 vs. Minnesota, 11/19/10, in San Juan
Made 10: Armando Bacot vs. Duke, 2/3/24
Made 10 or more/consecutive games: Armando Bacot (11 vs. Ohio State, 12/17/22 in New York; 11 vs. Michigan, 12/21/22 in Charlotte)
Made 11: RJ Davis at Georgia Tech, 1/30/24
Made 12, 13 or 14: 14 by RJ Davis vs. Wake Forest, 1/22/24
Made 15: Luke Maye at NC State, 2/10/18
Made 16: Antawn Jamison vs. Maryland, Feb. 14, 1998
Made 17, 18 or 19: 19 by Charlie Scott vs. Wake Forest, Jan. 17, 1970
Made 20 or 21: 21 by Billy Cunningham vs. Tulane, Dec. 10, 1964 (UNC record)
Made 15 or more consecutive field goal attempts: 16 by Brice Johnson - 11 vs. UCLA, 12/19/15 in Brooklyn; 5 vs. Appalachian State, 12/21/15 (tied UNC record)
Attempted 25: Caleb Love at Wake Forest, 2/7/23
Attempted more than 25: 36 by Caleb Love vs. Alabama, 11/27/22 in Portland, Ore. (4 OT)
Two players attempted 20 or more: 36 by Caleb Love and 24 by RJ Davis, 11/27/22 in Portland, Ore. (4 OT)
Two players combined for 60 attempts: 36 by Caleb Love and 24 by RJ Davis, 11/27/22 in Portland, Ore. (4 OT)
Made 40: 41 vs. Charleston Southern, 12/29/23
Made fewer than 20: *19 vs. Virginia, 3/9/23 in Greensboro
Attempted 90: 91 vs. Alabama, 101-103, 11/27/22 in Portland, Ore. (4 OT)
50 percent/game or better and lost: 50.0 (25x50) vs. Virginia, 2/15/20
50 percent/both halves and lost: 55.2 (16x29) & 53.6 (15x28) vs. Miami, 2/27/18
60 percent/half: 61.3 (19x31) vs. Wake Forest, 1/22/24
60 percent/both halves: 67.9 (19x28), 63.3 (19x30) vs. Tulane, 12/3/17
60 percent/game: 60.3 (35x58) vs. Charleston, 11/11/22
60 percent/game and lost: 64.2 at Duke, 3/2/86 (lost 74-82)
60 percent/consecutive games: ^60.6 (43x71) vs. Mount St. Mary's, 3/21/08, and 67.7 (44x65) vs. Arkansas, 3/23/08, both in Raleigh
70 percent/half: 71.4 (20x28), 2nd half vs. Charleston, 11/11/22

70 percent/both halves: ^78.1 (25x32) & 80.0 (24x30) vs. Loyola Marymount, 3/19/88 in Salt Lake City, Utah
70 percent/game: 70.9 (39x55) vs. ODU, 11/23/07 in Las Vegas
75 percent/half: 78.1 (25x32) 2nd half at NC State, 2/10/18
80 percent/half: 85.7 (24x28), 2nd half vs. Old Dominion, 12/1/92 (UNC record)
Under 20 percent/half: 18.5 (5x27) 1st half at Notre Dame, 2/22/23
Under 20 percent/half in a win: 18.5 (5x27) 1st half at Notre Dame, 2/22/23
Under 25 percent/game: 24.6 (15x61) vs. Michigan State, 11/26/17 in Portland, Ore.
Under 30 percent/half: 26.7 (8x30) 2nd half vs. Duke, 3/4/23
Under 30 percent/both halves: 28.6 (10x35) & 25.9 (7x27) vs. Ohio State, 12/4/19
Under 30 percent/game: 29.1 (16x55) vs. Boston College, 1/26/22
Under 30 percent/game and won: 29.1 (16x55) vs. Boston College, 1/26/22
Under 35 percent/game and won consecutive games: 34.8 (24x69) vs. Notre Dame, 1/2/21; 34.4 (21x61) at Miami, 1/5/21
Under 40 percent/both halves and won: 38.2 and 39.3 at NC State, 1/10/24
Made nine or more attempts to begin a half: 9 (2nd) at Portland, 11/23/17
Missed 10 attempts to begin a half: 1st half at Pittsburgh, 1/2/24
Missed more than 10 attempts to begin a half: 15 vs. Georgia Tech, 1/4/20 (first field goal by Garrison Brooks with 6:50 to play in 1st half)
Missed 15 or more consecutive attempts: 17 at Florida State, 2/3/20
Both teams shot 60 percent in the second half: UNC (78.1, 25x32) and NC State (60.0, 21x35), 2/10/18 in Raleigh
Under 30 percent in the first half and over 60 in the second: at Clemson, 1/30/18 (29.4 in the 1st and 64.3 in the 2nd)

CAROLINA THREE-POINTERS

100 percent (min. 5 att.): Joel Berry II (5x5) vs. Duke, 3/4/17
Made 6 consecutive attempts: Cameron Johnson at Wake Forest, 2/16/19
Made 4/half: RJ Davis (2nd half) vs. Wake Forest, 1/22/24
Made 5/half: ^Caleb Love (2nd half) vs. UCLA, 3/25/22 in Philadelphia
Made 6/half: ^Caleb Love (1st half) vs. Marquette, 3/17/22 in Fort Worth, Texas
Made 7/half: Wayne Ellington (2nd half) vs. Miami, 1/17/09 (UNC record)
Two players made 6/game: Cameron Johnson and Coby White at Clemson, 3/2/19
Made 5/game: RJ Davis vs. Clemson, 2/6/24
Made 6/game: Caleb Love vs. Clemson, 2/11/23
Made 7/game: Cole Anthony at Syracuse, 2/29/20
Made 8/game: Rashad McCants vs. Clemson, 3/2/04 (tied UNC record)
6 or more/consecutive games: Coby White—6 vs. Syracuse, 2/26/19; 6 at Clemson, 3/2/19
Three players made 3 or more: Harrison Ingram (4), RJ Davis (3), Cormac Ryan (3) vs. Northern Iowa, 11/22/23 in the Bahamas
Four players made 3 or more: Leaky Black (3), RJ Davis (3), Caleb Love (3), Pete Nance (3) at Florida State, 2/27/23 (only time in UNC history)
Missed every attempt (5 or more): Cormac Ryan (0x6) vs. Clemson, 2/6/24
Multiple 3FGs/20 consecutive games: RJ Davis, current (UNC record)
Eight players made a 3FG: at Wake Forest, 2/16/19
Made 10 or more in a half: 11 at Florida State (1st half), 2/27/23
Made 14: at Florida State, 2/27/23
Made 15: vs. Clemson, 2/11/23
Made 16: at Wake Forest, 2/16/19
Made 17: vs. Florida State, 1/25/95 (UNC record)
Made 10/consecutive games: 10 vs. Virginia, 2/25/23; 14 at Florida State, 2/27/23
Made 10/3 consecutive games: ^13 vs. Marquette, 3/17/22 in Fort Worth, Texas; 11 vs. Baylor, 3/19/22 in Fort Worth, Texas; 10 vs. UCLA, 3/25/22 in Philadelphia
Missed 15 consecutive attempts: vs. Miami, 2/13/23
Attempted 30 or more: 31 vs. Miami, 2/13/23
Attempted 30 or more/consecutive games: 33 vs. Clemson, 2/11/23, and 31 vs. Miami, 2/13/23
Attempted 35 or more: ^35 vs. Marquette, 3/17/22 in Fort Worth, Texas
Did not make a three-pointer: 0 vs. Princeton, 12/13/97 (937 consecutive games with at least one three-pointer through Clemson)
No starter made a 3FG: vs. Kentucky, 12/18/21 in Las Vegas (Brady Manek made one)
70 percent (min. 20 att.): 72.7 (16x22) vs. Western Carolina, 12/6/17
60 percent and lost: ^64.7 (11x17) vs. Villanova, 4/4/16 in Houston
Under 10 percent: 8.7 (2x23) at Notre Dame, 2/22/23
Made more 3FGs than 2FGs: at Florida State, 2/27/23 (made 14 3FG and nine 2FG)
Attempted more 3FGs than 2FGs: *vs. Virginia, 3/9/23 in Greensboro (attempted 27 3FG and 26 2FG)
Scored more points from 3FGs than 2FGs and FTs: at Florida State, 2/27/23 (42 points on 3FG, 18 points on 2FG and 17 FT)
Made less than five and won: 2 at Notre Dame, 2/22/23
Made 10 or more and lost: 12 vs. Tennessee, 11/21/21 in Uncasville, Conn.

CAROLINA FREE THROWS

Made 10 or more: 10 by Armando Bacot vs. Clemson, 2/6/24 (11 attempts)
Made 15 or more: 17 by Garrison Brooks vs. Georgia Tech, 1/4/20 (18 attempts)
Made 20 or more: 20 by Tyler Zeller vs. Maryland, 2/29/12 (23 attempts)
Made 21: York Larese vs. Duke, 12/29/59 in Raleigh (UNC record)
Attempted 20 or more: 23 by Tyler Zeller vs. Maryland, 2/29/12
10 for 10: RJ Davis vs. Arkansas, 11/24/23 in the Bahamas
12 for 12 on the road: Caleb Love at Duke, 3/5/22
14 for 14: RJ Davis vs. NC State, 1/21/23
Made 40 or more in a row: 41 by RJ Davis from 11/23/23-12/16/23 (tied UNC record)
Missed every attempt (more than 5): Garrison Brooks (0x7) vs. Boston College, 2/1/20
100 percent (min. 10 att.): vs. Wisconsin, 11/23/16 in Maui (12x12)
90 percent (min. 30 att.): 92.3 (36x39) vs. NC State, 1/21/23
Under 40 percent: 38.9 (7x18) vs. Louisville, 2/20/21
Under 30 percent: 27.3 (3x11) at Wake Forest, 2/16/19

Made 30 or more: 32 (attempted 38) vs. Tennessee, 11/29/23
Made 40 or more: 41 (attempted 59) vs. Clemson, 1/28/98
Made fewer than five: 2 at Duke, 2/4/23
Made 20 or more in a loss: 21 vs. Kentucky, 12/16/23 in Atlanta
Missed 20 or more: 23 (24x47) vs. Texas, 12/18/13
Missed 25 or more: 26 (22x48) vs. Belmont, 11/17/13
Attempted 50: 50 (made 36) vs. Maryland, 2/15/04
Attempted fewer than five: 3 at Duke, 2/4/23
Made more free throws than field goals: vs. Florida State, 12/2/23 (25 FTs, 24 FGs)
No starter made a free throw: at Wake Forest, 2/16/19
Only one player made a free throw: Armando Bacot at Duke, 2/4/23 (2x2)

CAROLINA REBOUNDS

10 by a guard: RJ Davis vs. Virginia, 2/25/23
More than 10 by a guard: ^12 by RJ Davis vs. Kansas, 4/4/22 in New Orleans
10 or more in consecutive games by a guard: Cole Anthony (11 vs. Notre Dame, 11/6/19; 10 at UNCW, 11/8/19)
10 by a non-starter: Jae'Lyn Withers vs. Louisville, 1/17/24
10 or more in 13 straight games: Armando Bacot, 2022
10 or more in 15 straight games: John Henson, 2011
15 or more/consecutive games: 3 in a row by Armando Bacot (16 at Louisville, 16 vs. Boston College, 18 vs. NC State, 2022-23)
15 or more/5 consecutive games: Armando Bacot (^16 vs. Baylor, ^15 vs. UCLA, ^22 vs. Saint Peter's, ^21 vs. Duke, ^15 vs. Kansas, 2022 NCAA Tournament)
17: Harrison Ingram at Florida State, 1/27/24
18 or 19: 19 by Harrison Ingram at NC State, 1/10/24
20: Armando Bacot vs. Lehigh, 11/12/23
20 or more/consecutive games: Armando Bacot (^22 vs. Saint Peter's, 3/27/22 in Philadelphia, ^21 vs. Duke, 4/2/22 in New Orleans)
21, 22 or 23: 23 by Armando Bacot vs. James Madison, 11/20/22
24: Sean May vs. Duke, 3/6/05
25 or more: 30 by Rusty Clark vs. Maryland, 2/21/68 (UNC record)
10 offensive: Kennedy Meeks at Clemson, 1/3/17
more than 10 offensive: 12 by Brice Johnson at Duke, March 5, 2016
10 or more in both halves: 11 and 12 by Armando Bacot vs. James Madison, 11/20/22
15 or more/half: ^15 in 1st by Bacot vs. Saint Peter's, 3/27/22 in Philadelphia
40 or more over 3 consecutive games: 43 by Harrison Ingram (17 at Florida State, 13 at Georgia Tech, 13 vs. Duke), 1/22-2/3/2024
50 or more over 3 consecutive games: 50 by Armando Bacot (16 at Louisville, 16 vs. Boston College, 18 vs. NC State) 1/14-21/2022
70 or more over 4 consecutive games: 73 by Armando Bacot (^15 vs. UCLA, ^22 vs. Saint Peter's, ^21 vs. Duke, ^15 vs. Kansas, 2022 NCAA Tournament)
85 or more over 5 consecutive games: 89 by Armando Bacot (^16 vs. Baylor, ^15 vs. UCLA, ^22 vs. Saint Peter's, ^21 vs. Duke, ^15 vs. Kansas, 2022 NCAA Tournament)
Three in double-figures: Armando Bacot (11), Leaky Black (11), Pete Nance (10) at Notre Dame, 2/22/23
Three w/5 or more offensive: Bacot (6), Black (6), Nance (5) at Notre Dame, 2/22/23
50 rebounds in a loss: 50 at Wake Forest, 2/7/23
60 rebounds: vs. Alabama, 11/27/19 in the Bahamas
70 rebounds: 72 vs. Nicholls, 12/19/11
30 offensive rebounds: 31 vs. Nicholls, 12/19/11
One offensive rebound: vs. Pitt, 2/14/16
Fewer than five offensive rebounds: 3 vs. Virginia, 2/25/23
30 second-chance points: vs. Charleston, 11/25/20
35 or more second-chance points: 36 vs. Nicholls, 12/19/11
One second-chance point: at Georgia Tech, 1/29/19
Two second-chance points: at Syracuse, 1/24/23
Rebound margin of 30 or more: +31, 56-25 vs. Elon, 11/20/19
Rebound margin of 35 or more: +35, 58-23 vs. Boston College, 1/9/18

CAROLINA DOUBLE-DOUBLES

In a Half: Armando Bacot (12 pts/12 reb) 1st half vs. Lehigh, 11/12/23
In a Half/Consecutive Games: Armando Bacot (11 pts/10 reb) 1st half at Louisville, 1/14/23; (10 pts/12 reb) 1st half vs. Boston College, 1/17/23
Both halves: Brice Johnson at Florida State, 1/4/16 (11/11 in 1st, 28/12 in 2nd)
Three in a game (points/rebounds): ^Armando Bacot (15/15), Brady Manek (13/13), RJ Davis (15/12) vs. Kansas, 4/4/22 in New Orleans
Four in a game (points/rebounds): Larry Miller (29/10), Charlie Scott (18/14), Rusty Clark (13/13), Bill Bunting (10/11) vs. Clemson, 2/16/68 in Charlotte
Points & rebounds/10 consecutive games: Armando Bacot vs. Furman, Kentucky, App State, Boston College, Notre Dame, Virginia, Georgia Tech, Miami, Wake Forest, Virginia Tech, 12/14/21-1/24/22
40 points/20 rebounds: Billy Cunningham (48/25) vs. Tulane, 12/10/64
35 points/10 rebounds: Garrison Brooks (35/11) vs. Georgia Tech, 1/4/20
30 points/20 rebounds: Brice Johnson (39/23) at Florida State, 1/4/16
30 points/15 rebounds: Luke Maye (30/15) at Duke, 2/20/19
30 points/10 rebounds: Garrison Brooks (35/11) vs. Georgia Tech, 1/4/20
30 points/10 rebounds/5 assists: Cole Anthony (34/11/5) vs. Notre Dame, Nov. 6, 2019
25 points/20 rebounds: Armando Bacot (29/22) vs. Virginia, 1/8/22
25 points/15 rebounds/5 blocks: Armando Bacot at NC State, 2/26/22 (28/18/5)
25 points/10 rebounds/5 assists: Armando Bacot vs. Duke, 2/3/24 (25/10/5)
25 points/10 rebounds/5 3FG: ^Brady Manek vs. Marquette, 3/17/22 in Fort Worth, Texas (28/11/5)
20 points/20 rebounds: Armando Bacot (22/20) vs. Lehigh, 11/12/23
20 points/10 assists/5 steals/0 turnovers: RJ Davis (20/10/5/0) vs. Charleston Southern, 12/29/23

LAST TIME BY TAR HEEL FRESHMEN

Three starters: *Caleb Love, Day'Ron Sharpe and Kerwin Walton vs. Notre Dame, 3/10/21 in Greensboro
Four starters: *Raymond Felton, Rashad McCants, David Noel and Byron Sanders vs. Duke, 3/15/03 in Greensboro
20 Points/Half: 20 (2nd) by Cole Anthony vs. Boston College, 2/1/20
20 Points/Three Consecutive Games: Cole Anthony– 34 vs. Notre Dame, 11/6/19; 20 at UNCW, 11/8/19; 28 vs. Gardner-Webb, 11/15/19
20 Points/Non-Starter: 20 by Walker Kessler vs. Florida State, 2/27/21
More than 20 Points/Non-Starter: 21 by Day'Ron Sharpe vs. Louisville, 2/20/21
20 Points/Two Freshmen: Coby White (27), Nassir Little (23) vs. Virginia Tech, 1/21/19
25 Points: Caleb Love at Duke, 2/6/21
More Than 25 Points: 28 by Cole Anthony vs. Wake Forest, 3/3/20
25 Points/Consecutive Games: Cole Anthony– 25 at Syracuse, 2/29/20, and 28 vs. Wake Forest, 3/3/20
30 Points in College Debut: 34 by Cole Anthony vs. Notre Dame, 11/6/19 (*ACC record*)
30 Points: 34 by Cole Anthony vs. Notre Dame, 11/6/19
40 Points: *40 by Harrison Barnes vs. Clemson, 3/12/11 in Greensboro
70 Combined Points/All Freshmen: *70 by Walker Kessler (16), Caleb Love (15), RJ Davis (14), Day'Ron Sharpe (14), Anthony Harris (8) and Kerwin Walton (3) vs. Notre Dame, 3/10/21 in Greensboro
50 Combined Points/Two Freshmen: Coby White (27) and Nassir Little (23) vs. Virginia Tech, 1/21/19
Only Four Tar Heels in Double Figures: Walker Kessler (20), Kerwin Walton (13), RJ Davis (10), Caleb Love (10) vs. Florida State, 2/27/21
Four in Double Figures: *Walker Kessler (16), Caleb Love (15), RJ Davis (14) and Day'Ron Sharpe (14) vs. Notre Dame, 3/10/21 in Greensboro
Led UNC in Points, Rebounds, Assists: Cole Anthony (16/8/3) at FSU, 2/3/20
Led UNC in Points, Rebounds, Blocks: Walker Kessler (20/8/4) vs. FSU, 2/27/21
Led UNC in Points, Rebounds, Assists, Steals: Cole Anthony (34/11/5/1) vs. Notre Dame, 11/6/19
Led UNC in Points, Rebounds, Blocks, Steals: Armando Bacot vs. Elon (22/14/3/2), 11/20/19
12 Field Goals: Cole Anthony vs. Notre Dame, 11/6/19
13 Field Goals: Tyler Hansbrough vs. Georgia Tech, 2/15/06
14 Field Goals: Antawn Jamison at Maryland, 1/6/96
15 Field Goals: ^J.R. Reid vs. Notre Dame, 3/19/87 in East Rutherford, N.J.
Made 5 or More Three-Pointers in Consecutive Games: Coby White– 6 vs. Syracuse, 2/26/19; 6 at Clemson, 3/2/19
7 Three-Pointers: Cole Anthony at Syracuse, 2/29/20
8 Three-Pointers: Raymond Felton at NC State, 1/26/03
10 or More Free Throws: 14 by Cole Anthony vs. Boston College, 2/1/20
14 Free Throws: Cole Anthony vs. Boston College, 2/1/20
15 Free Throws: *Phil Ford vs. Clemson, 3/7/75 in Greensboro
100% Free Throws (more than 10 attempts): 14x14 by Cole Anthony vs. Boston College, 2/1/20
10 or More Rebounds by a Guard: 11 by Cole Anthony vs. Duke, 2/8/20
10 or More Rebounds by a Guard, Consecutive Games: Cole Anthony– 11 vs. Notre Dame, Nov. 6, 2019; 10 at UNCW, 11/8/19
10 or More Rebounds, Three Consecutive Games: Armando Bacot– 12 vs. Miami, 1/25/20; 11 at NC State, 1/27/20; 10 vs. Boston College, 2/1/20
More than 15 Rebounds: 16 by Day'Ron Sharpe at Miami, 1/5/21
20 Rebounds: by Antawn Jamison at Virginia, 1/17/96
10 Assists: Elliot Cadeau vs. Tennessee, 11/29/23
10 or More Assists/Zero Turnovers: Elliot Cadeau vs. Tennessee, 11/29/23 (10/0)
More Than 10 Assists: ^14 by Kendall Marshall vs. Washington, 3/20/11 in Charlotte
15 or More Assists: 16 by Kendall Marshall vs. Florida State, 2/6/11
Points/Rebounds Double-Double Three Consecutive Games: Armando Bacot – 19/12 vs. Miami, 1/25/20; 11/11 at NC State, 1/27/20; 11/10 vs. Boston College, 2/1/20
Points/Rebounds Double-Double in Consecutive Games by a Guard: Cole Anthony– 34/11 vs. Notre Dame, 11/6/19; 20/10 at UNCW, 11/8/19 (first time a UNC freshman had consecutive 20/10 games)
20 Points/10 Rebounds/5 Blocks: by Armando Bacot (23/12/5) vs. Oregon, 11/29/19 in The Bahamas
15 Points/10 Rebounds/8 Blocks: *Walker Kessler vs. Notre Dame, 3/10/21 in Greensboro (16/12/8)
25 Points/7 Assists: 25/7 by Caleb Love at Duke, 2/6/21
25 Points/10 Rebounds: 25/10 by Day'Ron Sharpe vs. Notre Dame, 1/2/21
30 Points/10 Rebounds: 34/11 by Cole Anthony vs. Notre Dame, 11/6/19
40 Points/10 Rebounds: 40/10 by Tyler Hansbrough vs. Georgia Tech, 2/15/06
Points/Assists Double-Double: ^13 points/14 assists by Kendall Marshall vs. Washington, 3/20/11 in Charlotte
Double-Double in Points & Rebounds with 7 or More Assists: Armando Bacot (19/12/7) vs. Miami, 1/25/20
5 or more Blocked Shots: *8 by Walker Kessler vs. Notre Dame, 3/10/21 in Greensboro
5 Steals: ^Marcus Paige vs. Kansas, 3/24/13 in Kansas City, Mo.
More than 5 Steals: 8 by Tyler Hansbrough vs. UNC Asheville, 12/28/05

* ACC Tournament, ^ NCAA Tournament, ~ NIT

First game in career: Day'Ron Sharpe (13 pts/10 reb) vs. Charleston, 11/25/20
By a non-starter: Jae'Lyn Withers (15 pts/10 reb) vs. Louisville, 1/17/24
Points & rebounds by a guard: RJ Davis (16 pts/10 reb) vs. Virginia, 2/25/23
Points & rebounds/consecutive games by a point guard: Cole Anthony (34/11 vs. Notre Dame, 11/6/19; 20/10 at UNCW, 11/8/19)
Points & rebounds with 6 or more assists: Harrison Ingram vs. Arkansas, 11/24/23 in the Bahamas (13/10/6)
Points & rebounds with 7 or more assists: Armando Bacot vs. Miami, 1/25/20 (19/12/7)
Points & assists: RJ Davis (20/10) vs. Charleston Southern, 12/29/23
Points & assists/consecutive games: ^Kendall Marshall (11/10) vs. Vermont, 3/16/12, and (18/11) vs. Creighton, 3/18/12, in Greensboro
Points & assists/3 consecutive games: Kendall Marshall (20/10) at Duke, 3/3/12; (13/12) vs. Maryland, 3/9/12*; and (12/10) vs. NC State, 3/10/12* in Atlanta

CAROLINA TRIPLE-DOUBLES

Pts, rebs, assists: Jason Capel (16/11/10 assists) vs. Buffalo, 12/17/00
Pts, rebs, blocks: Brendan Haywood (18/14/10 blocks) vs. Miami, 12/4/00

CAROLINA ASSISTS

10: RJ Davis vs. Charleston Southern, 12/29/23
10 or more/consecutive games: ^Kendall Marshall– 10 vs. Vermont, 3/16/12; 11 vs. Creighton, 3/18/12 in Greensboro, N.C.
10 or more/three consecutive games: Kendall Marshall– 10 at Duke, 3/3/12; 12 vs. Maryland, 3/9/12* in Atlanta; 10 vs. NC State, 3/10/12* in Atlanta
10 or more assists & no turnovers: RJ Davis vs. Charleston Southern, 12/29/23 (10/0)
More than 10: ^12 by RJ Davis vs. Marquette, 3/17/22 in Fort Worth, Texas
13: Kendall Marshall at NC State, 2/22/2012
14, 15 or 16: 16 by Kendall Marshall at Maryland, 2/4/12
17 or 18: 18 by Raymond Felton vs. George Mason, 12/7/2003 (UNC record)
30 or more: 32 vs. Miami, 1/25/20
Assists on 80 percent of its field goals: 80.8% at Syracuse, 1/24/23 (21 assists on 26 field goals)
Assists on 90 percent of its field goals: 96.8% vs. East Tennessee State, 12/8/12 (30 assists on 31 field goals)
20 or more assists & 5 or fewer turnovers: 20 and 5 vs. Charleston Southern, 12/29/23
Fewer than five: 4 vs. UNCW, 11/7/22
No Tar Heel with more than one assist: vs. NC State, 1/21/23 (five players had one)

CAROLINA TURNOVERS

6: Armando Bacot vs. Kentucky, 12/16/23 in Atlanta
7: Caleb Love vs. Louisville, 2/21/22
8: Marcus Paige at Maryland, 3/6/13
15 or more/half: 15 (1st) at Georgia Tech, 2/16/10
20 and won: ^21 vs. Baylor, 3/19/22 in Fort Worth, Texas
20 and won on the road: at Miami, 1/5/21
More than 20 and won on the road: 23 at NC State, 1/8/19
25 or more/game: 26 at Clemson, 1/13/10
Fewer than 5: 2 vs. Duke, 2/8/18 (tied school record)
Opponent scored 0 points off UNC turnovers: Fairfield, 11/15/15 (10 UNC turnovers)
Opponent scored 1 point off UNC turnovers: Duke, 2/8/18 (2 UNC turnovers)
Opponent scored fewer than five points off UNC turnovers: 4 by Gardner-Webb, 11/15/22 (10 UNC turnovers)
Opponent scored 30 points off UNC turnovers: 30 at Miami, 1/18/22 (14 UNC turnovers)
Opponent scored more than 30 points off UNC turnovers: 31 by Texas, 11/22/18 in Las Vegas (17 UNC turnovers)

CAROLINA BLOCKED SHOTS

Two Tar Heels w/4 or more: Leaky Black (4) and Pete Nance (4) vs. Virginia, 2/25/23
5 or 6: 6 by Armando Bacot vs. Florida State, 12/2/23
7 or 8: *8 by Walker Kessler vs. Notre Dame, 3/10/21 in Greensboro
9: John Henson vs. Michigan State, 11/11/2011 on USS Carl Vinson in San Diego
10: Brendan Haywood vs. Miami, 12/4/00 (UNC record)
UNC blocked 10: vs. Alabama, 11/27/22 in Portland, Ore. (4 OT)
More than 10: *12 vs. Notre Dame, 3/10/21 in Greensboro
15: vs. Northern Kentucky, 12/27/13

CAROLINA STEALS

5: RJ Davis vs. Syracuse, 1/13/24
6: Marcus Paige at Georgia Tech, 3/3/15
7 or 8: ^8 by Ty Lawson vs. Michigan State, 4/6/09 in Detroit
9: Derrick Phelps at Georgia Tech, 2/21/992 (UNC record)
UNC made 10 or more: 13 vs. Syracuse, 1/13/24
UNC made 15 or more: 16 vs. Tennessee Tech, 11/16/18
UNC made 20: vs. UNC Asheville, 12/28/05

CAROLINA MISCELLANEOUS (UNC scores listed first)

Led UNC in points, rebounds and assists: RJ Davis vs. Kentucky, 12/16/23 in Atlanta (27 points, 7 rebounds, 4 assists)
Led UNC in points, rebounds, assists and blocks: Armando Bacot vs. Boston College, 1/17/23 (20 points, 16 rebounds, 3 assists, 1 blocks)
Led UNC in points, rebounds, assists and steals: ^Armando Bacot vs. Kansas, 4/4/22 in New Orleans (15 points, 15 rebounds, 2 assists, 1 steal)
Game-tying shot w/0.00 on the clock to force overtime: Pete Nance vs. Ohio State, 12/17/22 in New York, N.Y. (UNC won 89-84 in overtime)
Game-winning shot w/0.00 on the clock: *Tyler Zeller vs. Miami, 3/11/11 in Greensboro (UNC won 61-59)

Game-winning shot w/less than a second: ^Luke Maye (0.3) vs. Kentucky, 3/24/17 in Memphis (UNC won 75-73)

Game-winning shot w/less than five seconds: Brady Manek (3.1) at Clemson 2/8/22

Game-winning shot w/less than 30 seconds: Pete Nance (17.7) at Syracuse, 1/24/23

Winning shots w/under 10 seconds in consecutive wins: Leaky Black (9.1) vs. Notre Dame, 1/2/21; Andrew Platek (3.6) at Miami, 1/5/21

Two free throws w/less than 10 seconds to win: Joel Berry II with 7.1 seconds to play to win, 69-68, at Notre Dame, 1/13/18

Hit a shot from beyond halfcourt: P.J. Hairston vs. Mississippi St, 11/19/12 in Maui

Played the entire game: Harrison Ingram vs. Arkansas, 11/24/23 in the Bahamas

Played all 45 minutes/OT game: ^RJ Davis, 45:00 vs. Baylor, 3/19/22 in Fort Worth

Played all 55 minutes in a triple overtime game: Larry Miller vs. Duke, 3/2/68

Five players played an entire half: Armando Bacot, Leaky Black, RJ Davis, Caleb Love, Brady Manek, 2nd half at Duke, 3/5/22

Four players played at least 45 minutes: Caleb Love (57:24), Leaky Black (53:52), RJ Davis (50:36), Puff Johnson (48:07) vs. Alabama, 11/27/22 in Portland, Ore. (4 OT)

Played 50 minutes: Caleb Love (57:24), Leaky Black (53:52), RJ Davis (50:36), vs. Alabama, 11/27/22 in Portland, Ore. (4 OT)

UNC rallied from more than 15-point deficit to win: trailed Florida State by 16 (23-39) in the 1st half and won, 78-70, 2/27/21

UNC rallied from halftime deficit to win: trailed at FSU, 36-41, won 75-68, 1/27/24

UNC rallied from double-figure deficit at halftime to win: trailed Florida State by 12 (29-41) and won, 78-70, 2/27/21

UNC rallied from double-figure deficit w/less 10:00 to play and win: trailed Ohio State by 10 (56-66) with 6:45 to play and won, 89-84, in OT, 12/17/22 in New York, N.Y.

UNC rallied from double-figure deficits in the 2nd half to win consecutive games: trailed Miami 34-53 (-19) w/9:51 to play and won, 61-59, 3/11/11* in Greensboro; trailed Clemson 30-41 (-11) w/17:23 to play and won, 92-87, in overtime, 3/12/11* in Greensboro

UNC rallied from 20 points down to win: trailed Georgia Tech, 30-50 w/4:00 left in the 1st half and won, 82-75, 2/15/06

UNC rallied from 20 points down to take the lead: trailed Georgia Tech, 9-29, w/8:04 to play in first half and took the lead four times in second half, but lost 71-73, 1/16/10

Four-point play (individual): Kerwin Walton vs. Northeastern, 2/17/21

UNC did not score a fastbreak point: 0 at Clemson, 1/6/24

UNC scored 25 fastbreak points: 25 vs. NC State, 1/29/22

UNC led by an AP Top-10 team by 20 or more at half: 22 vs. No. 10 Tennessee, 11/29/23 (led 61-29, won 100-92)

UNC led by 25 or more at half: ^28 vs. Marquette, 3/17/22 in Fort Worth (led 53-25)

UNC led by 30 or more at the half: 38 vs. Florida State, 2/12/22 (led 62-24)

UNC out-scored the opponent by 15 points in a half and lost: 60-45 in 2nd half and lost 85-92 at Wake Forest, 2/7/23

UNC led ACC opponent by 35 or more: led Syracuse, 90-51, won 103-67, 1/13/24

UNC led by 40 or more: led Charleston Southern, 105-58, won 105-60, 12/29/23

UNC led by 50: *led Notre Dame, 101-51, won 101-59, 3/10/21, in Greensboro

Committed 30 personal fouls: 30 vs. Villanova, 11/23/23 in the Bahamas

Committed more than 30 personal fouls: 33 at Louisville, 1/31/15

OPPONENTS

SCORING

40: 47 by Malik Monk, Kentucky, 12/17/16 in Las Vegas

35 or more: 37 by Dalton Knecht, Tennessee, 11/29/23 (tied Smith Center oppt. record)

30 by different players in three consecutive games: 34 by Eric Dixon, Villanova, 11/23/23; 34 by Tramon Mark, Arkansas, 11/24/23 (both games in the Bahamas); 37 by Dalton Knecht, Tennessee, 11/29/23

Freshman scored 30: 34 by Terquavion Smith, NC State, 1/29/22

30/consecutive games: Xavier Rathan-Mayes, Florida State (35 at UNC, 1/24/15, and 30 in Tallahassee, 1/4/16)

30/twice in a season: Nolan Smith, Duke (34 at Duke, 2/9/11; 30 at UNC, 3/5/11)

20/three times in one season: Luke Kennard, Duke (20, 28 and 20), 2017

One w/30, one w/25: 34 by Terquavion Smith, 25 by Jericole Hellesms, NC State, 1/29/22

Three players with 20: Jared McCain (23), Kyle Filipowski (22), Jeremt Roach (20), Duke, 2/3/24

Four players with 20: Damion James (25), Dexter Pittman (23), J'Covan Brown (21) and Avery Bradley (20), Texas, 12/19/09 in Arlington, Texas

More than 25/half: 27 in first half by Malik Monk, Kentucky, 12/17/16 in Las Vegas

20/1st half: 20 by Tramon Mark, Arkansas, 11/24/23 in the Bahamas

20/2nd half: 22 by Dalton Knecht, Tennessee, 11/29/23

25/half: 25 in 2nd half by Tyree Appleby at Wake Forest, 2/7/23

20/both halves: 27 and 20 by Malik Monk, Kentucky, 12/17/16 in Las Vegas

Non-starter scored 30: 33 by Brent Arrington, Mississippi Valley State, 11/20/11

Non-starter scored 25: 25 by El Ellis at Louisville, 2/1/22

Non-starter scored 20: 21 by Jahvon Quinerly, Alabama, 11/27/22 in Portland, Ore. (4 OT)

Non-starter was leading scorer: 18 by Kyle Sturdivant at Georgia Tech, 1/30/24

Scored 30+ points on fewer than 10 field goals: 35 by Tyree Appleby at Wake Forest, 2/7/23 (6x20 FG, 0x6 3FG, 23x28 FT)

Scored 15 straight points for his team: Tre Jones, Duke, 2/8/20

Scored 11 straight points for his team by free throws: Tyree Appleby at Wake Forest, 2/7/23 (in 1:34)

No player in double figures: at Evansville, 12/8/10

No starter in double figures: Boston College, 1/26/22

One player in double figures: 22 by El Ellis at Louisville, 1/14/23

Only two players in double figures in a win over UNC: 31 by Jamarius Burton and 16 by Blake Hinson at Pittsburgh, 12/30/22

Six players in double figures: Alabama, 11/27/22 in Portland, Ore. (4 OT)

Seven players in double figures: Wake Forest, 12/20/03 (3 OT)

Only four players scored: *Duke in Brooklyn, 3/9/18

Bench scored zero: Pittsburgh, 1/8/20

Bench scored 50 or more: 55 by Charleston, 11/11/22

Scored 90 in a UNC win: UNC 100, Tennessee 92, 11/29/23

100 points in a 40-minute game: 103 by Kentucky, 12/17/16 in Las Vegas

100 points in an overtime game: 103 by Alabama, 11/27/22 in Portland, Ore. (4 OT)

Fewer than 45: *43 by Virginia, 3/10/22 in Brooklyn

Fewer than 60 in a win over UNC: 56 at Virginia, 12/8/19

Fewer than 60 at home: 54 at NC State, 1/10/24

60/half: 61, 2nd by East Carolina, 12/15/12

12/half: 12 (1st half) by East Tennessee State, 12/8/12

13/half: *13 (1st half) by Virginia, 3/10/22 in Brooklyn

Fewer than 25/both halves: 22 and 19 by Virginia, 2/18/17

50/half in a UNC win: 53, 2nd half by Tennessee, 11/29/23

Fewer than 25/half: 21, 2nd half at Clemson, 1/6/24

Fewer than 25/half in a win over UNC: 23, 2nd half at Pittsburgh, 1/18/20

Fewer than 30/both halves: 28 and 26 at NC State, 1/10/24

Fewer than 30/both halves in a win over UNC: 27 and 26 at Virginia, 2/27/17

OPPONENTS FIELD GOAL SHOOTING

Made 13: Dalton Knecht, Tennessee, 11/29/23 (13x17)

Made 14: Jamarius Burton at Pittsburgh, 12/30/22 (14x17)

Two players made 10: 11 by RJ Barrett, 10 by Cam Reddish at Duke, 2/20/19

Missed every shot (min. 10 FGA): Noah Freidel, James Madison, 11/20/22 (0x11)

Two players attempted 20: 26 by Jahvon Quinerly and 21 by Brandon Miller, Alabama, 11/27/22 in Portland, Ore. (4 OT)

Attempted more than 25: 26 by Jahvon Quinerly, Alabama, 11/27/22 in Portland, Ore. (4 OT)

Attempted more than 25 in a 40-minute game: 26 by Paolo Banchemo at Duke, 3/5/22

Made 15 or fewer: 15 by Virginia, 2/18/17

Made less than 20 in a win: 19 at Virginia, 2/13/21

Made its first six attempts to begin a game: Syracuse, 2/28/22

Made its first seven attempts to begin a game: Louisville, 1/12/19

Made its first eight attempts to begin a game: Michigan, 11/29/17

Made 10 consecutive FG: Duke, 2/8/18

Made 15 consecutive FG: Clemson, 1/16/18

Attempted 90 or more: 90 by Alabama, 11/27/22 in Portland, Ore. (4 OT)

Missed 10 FG to begin a game: 10 by Florida State, 2/12/22

Missed more than 10 FG to begin a game: 11 by Charleston, 11/25/20

Missed 12 consecutive FG: at Pittsburgh, 1/2/24

Missed 13 consecutive FG: UC Riverside to begin second half, 11/17/23

Missed 14 or 15 consecutive FG: 15 at Pittsburgh, 1/5/19

50 percent/game in UNC win: 50.7 by Duke (35x69), 2/3/24

50 percent/both halves in UNC win: 53.3 (16x30) & 57.6 (19x33) by Tennessee, 11/29/23

Better than 55 percent/game in UNC win: 55.6 (35x63) by Tennessee, 11/29/23

60 percent/half: 64.0, 2nd half (16x25) by Louisville, 1/17/24

60 percent/half in UNC win: 64.0, 2nd half (16x25) by Louisville, 1/17/24

60 percent/both halves: 61.3 (19x31) & 69.2 (18x26) at Pittsburgh, 2/14/15

60 percent/game: 64.9 (37x57) at Pittsburgh, 2/14/15

65 percent/half: 66.7 2nd half (24x36), Kentucky, 12/18/21 in Las Vegas

70 percent/half: 72.0 (18x25) 2nd half at Gonzaga, 12/18/19

70 percent/game: *71.7 (33x46) by Duke, 2/29/80, in Greensboro

75 percent/half: 76.5 (13x17) 2nd half at NC State, 2/3/07

Under 20 percent/half: *18.5 (5x27) 1st half by Virginia, 3/10/22 in Brooklyn

Under 25 percent/half and won: 22.7 (5x22) 2nd half at Pittsburgh, 1/18/20

Under 30 percent/both halves: 28.1 (9x32) and 26.5 (9x34) at NC State, 1/10/24

Under 30 percent/game: 27.3 (18x66) at NC State, 1/10/24

Under 35 percent/game and won: 34.5 (10x29) 1st half by Clemson, 1/11/20

Under 40 percent/game and won: 39.7 (27x66) by Clemson, 2/6/24

Under 40 percent/both halves and won: 36.0 (9x25) & 36.7 (11x30), Villanova, 11/23/23 in the Bahamas

50 percent in first half and under 20 percent in second half: 57.1 (16x28) 1st half and 16.1 (5x31) 2nd half at Elon, 11/9/18

Under 30 percent in first half and 60 percent in second half: 25.0 (10x40) and 65.4 (17x26) by NC State, 2/1/14

Under 20 percent in first half and 50 percent in second half: *18.5 (5x27) 1st half and 52.0 (13x25) 2nd half by Virginia, 3/10/22 in Brooklyn

OPPONENTS THREE-POINTERS

5: Joseph Girard III, Clemson, 2/6/24

6 or 7: 7 by Mark Sears, Alabama, 11/27/22 in Portland, Ore. (4 OT)

8: Malik Monk, Kentucky, 12/17/16 in Las Vegas

9: Grayson Fittner, Gardner-Webb, 11/23/09

10: Kyle McAlarney, Notre Dame, 11/26/08 in Maui

7 of 7: Allerik Freeman, NC State, 1/27/18 (7x7)

Made every att. (min. 5): Ithiel Horton, Pittsburgh, 2/16/22 (5x5)

Missed every att. (5 or more): Kevin Miller, Wake Forest 1/22/24 (0x5)

Missed every att. (9 or more): Noah Freidel, James Madison, 11/20/22 (0x9)

Two players made at least 5: 5 by Sam Waardenburg & Isaiah Wong at Miami, 1/18/22

Three players made at least 5: 7 by Jordan Bohannon, 5 by CJ Fredick, 5 by Joe Wieskamp at Iowa, 12/8/20

5 in a half: Cole Swider, 1st half, Syracuse, 2/28/22

Attempted 15 3FGs: 16 by Jordan Bohannon at Iowa, 12/8/20

Nine different players made a 3FG: Lehigh, 11/12/23

Did not make a three-pointer: 0 by Boston College (6 attempts), 1/17/23

Made 16: Alabama, 11/27/22 in Portland, Ore. (4 OT)

Made 17: at Iowa, 12/8/20

Made 10 or more/half: 11, 1st half at Iowa, 12/8/20 (22 attempts)
15 or more/consecutive games: 15 by NC State, 1/27/18, and 15 at Clemson, 1/30/18
Attempted 40 or more: 43 at Iowa, 12/8/20
60 percent (min. 10 att.): 62.5 (10x16) at Duke, 2/18/15
65 percent (min. 10 att.): 66.7 (8x12) at Illinois, 11/30/10
Less than 10 percent (min. 10 att.): 5.6 (1x18) at Clemson, 1/6/24
Made 12 or more and lost: 12 by Florida State, 12/2/23
Made 15 or more and lost: 15 at Louisville, 2/1/22
Made less than five and won: *4 by Virginia, 3/9/23 in Greensboro
Made more 3FG than two-pointers: at Louisville, 2/1/22 (15 3FG, 13 2FG)
Attempted more 3FG than two-pointers: at Portland, 11/24/22 (32 3FGA, 26 2FGA)

OPPONENTS FREE THROWS

Made 10: Otega Oweh, Oklahoma, 12/20/23 in Charlotte
Made 20: 23 by Tyree Appleby at Wake Forest, 2/7/23 (ACC record)
Attempted 20: 28 by Tyree Appleby at Wake Forest, 2/7/23 (ACC record)
Made & Attempted 20/Half: 21x26 in 2nd by Tyree Appleby at Wake Forest, 2/7/23
10x10: Tre Jones at Duke, 3/7/20
Better than 10x10: ^12x12 by Tyler Dorsey, Oregon, 4/1/17 in Phoenix
100 percent (min. 10): 100.0 (12x12) by NC State, 1/21/23
100 percent (min. 30): 100.0 (32x32) at Wake Forest, 1/15/05
At least 95 percent, 20 or more attempts: 96.3 (26x27) at Florida State, 1/16/21
At least 85 percent, 30 or more attempts: 88.9 (32x36), Villanova, 11/23/23 in Bahamas
Under 30 percent: 27.3 (3x11) by NC State, 1/8/17
Under 40 percent: 30.8 (4x13) by Louisville, 2/22/17
Under 50 percent and won: ^47.1 (8x17) by Auburn, 3/29/19 in Kansas City, Mo.
Made 30 or more: 32 by Villanova, 11/23/23 in the Bahamas
Made 25 or more in a UNC win: 25 at Boston College, 1/20/24 (25x29)
Made one: The Citadel, 12/13/22
Made fewer than five: 4 by Florida State, 12/2/23
Made five or fewer and won: 4 by Tennessee, 11/21/21 in Uncasville, Conn.
Attempted 40 or more: 42 at Wake Forest, 2/7/23
Attempted fewer than five: 4 by Lehigh, 11/12/23
Missed 20 or more: *20 (21x41) by Pittsburgh, 3/14/14 in Greensboro
Only one player attempted: Jordan Taylor, Wisconsin (3x6), 11/30/11
Made more free throws than field goals: at Boston College, 1/20/24 (25 FTs, 19 FGs)

OPPONENTS REBOUNDS

10 by a guard: 11 by Jared McCain, Duke, 2/3/24
16: Charles Bediako, Alabama, 11/27/22 in Portland, Ore. (4 OT)
17: T.J. Bickerstaff, Boston College, 1/26/22
19: John Mooney, Notre Dame, 1/15/19
20 or more: *21 by Talib Zanna, Pittsburgh, 3/14/14 in Greensboro
10 offensive: 10 by Kerry Blackshear, Virginia Tech, 1/21/19
Two players with 15 or more: 15 by Damion James and 15 by Dexter Pittman, Texas, 12/19/09 in Arlington, Texas
Three players in double-figures: ^Joey Lynch-Flohr (11), Artsiom Parakhouski (10) and Eric Hall (10), Radford, 3/19/09 in Greensboro
50 rebounds: 58 by Alabama, 11/27/22 in Portland, Ore. (4 OT)
50 rebounds in a regulation-length game: ^50 by Texas A&M, 3/18/18 in Charlotte
60 rebounds: 60 by Texas, 12/19/09 in Arlington, Texas
Fewer than 20 rebounds: ^15 by Notre Dame, 3/27/16 in Philadelphia
25 offensive rebounds: 29 by Butler, 11/26/14 in the Bahamas
20 second-chance points: 21 at Iowa, 12/8/20
One offensive rebound: Georgia Tech, 12/10/22
Zero second-chance points: Georgia Tech, 12/10/22
One second-chance point: at Pittsburgh, 1/2/24
Outrebounded UNC/3consecutive games: UConn (33-43), 12/5/23 in New York; Kentucky (32-42), 12/16/23 in Atlanta; Oklahoma (34-41), 12/20/23 in Charlotte
Outrebounded UNC by 10 or more/consecutive games: UConn (33-43), 12/5/23 in New York; Kentucky (32-42), 12/16/23 in Atlanta
Outrebounded UNC by 15 or more: 16 (24-40) by Duke, 2/5/22
More offensive rebounds than UNC had defensive: Butler in The Bahamas, 11/26/14 (Butler 29 offensive, UNC 26 defensive)

OPPONENTS DOUBLE-DOUBLES

20 points/15 rebounds: 21/15 by Marvin Bagley III at Duke, 3/3/18
30 points/10 rebounds: 34/10, Eric Dixon, Villanova, 11/23/23 in the Bahamas
Points & rebounds w/5 or more assists: 22/10/6 by Jaden Ivy, Purdue, 11/20/21 in Uncasville, Conn.
Points & rebounds w/7 or more assists: 17/10/7 by Dwayne Sutton, Louisville, 1/12/19
Points & rebounds w/5 or more blocks: 23/11/5 by Quincy Guerrier, Syracuse, 1/12/21
Points & rebounds w/5 or more steals: 16/11/5 by Ian Schieffelin at Clemson, 1/6/24
30 points/10 assists: Tyree Appleby at Wake Forest, 2/7/23 (33 points/11 assists)
Three players: Lorenzo Brown (12 pts/12 assists), Richard Howell (13 pts/17 reb) and TJ Warren (10 pts, 10 reb), NC State, 2/23/13
Player had three in one season: Marvin Bagley III, Duke, 2018

OPPONENTS TRIPLE DOUBLE

Greivis Vasquez at Maryland, 2/21/09 (35 pts/11 reb/10 assists) (first in ACC game)

OPPONENTS ASSISTS

11: Tyree Appleby at Wake Forest, 2/7/23
12: by Melo Trimble, Maryland, 12/1/15
13: *by Luke Loucks, Florida State, 3/11/12 in Atlanta
15 or more: 17 by Kenny Anderson at Georgia Tech, 2/1/90

10 or more assists and no turnovers: Cameron Wright (10 assists) at Pitt, 2/14/15
25 or more: 25 by UConn, 12/5/23 in New York
30 or more: 30 at Pittsburgh, 2/14/15
Fewer than 5: 3 by Wake Forest, 1/22/24
Assists on 80% of its field goals: 84.2% at Virginia, 2/13/21 (16 assists on 19 FGs)

OPPONENTS TURNOVERS

7: Femi Odukale, Pittsburgh, 2/16/22; **8:** Ky Bowman at Boston College, 1/21/17
10: Evan Turner, Ohio State, 11/19/09 in New York, N.Y.
20 or more and won: 22 by Alabama, 11/27/22 in Portland, Ore. (4 OT)
25: UNCW, 12/5/18
30 or more: 32 by South Carolina State, 11/20/07
2: at NC State, 2/19/23
5 or fewer in a UNC win: 4 at Boston College, 1/20/24 (UNC won, 76-66)
UNC scored 0 points off oppt. turnovers: 0 vs. Virginia, 2/25/23 (UNC won, 71-63)
UNC scored 25 or more points off oppt. turnovers: 25 vs. Northern Iowa, 11/22/23 in the Bahamas (17 turnovers)
UNC scored 30 or more points off oppt. turnovers: 32 vs. Wake Forest (1/4/23) (15 turnovers)
UNC scored 35 points off oppt. turnovers: 37 vs. NC State, 1/8/17 (off 26 turnovers)

OPPONENTS BLOCKS

5: *Kadin Shedrick, Virginia, 3/9/23 in Greensboro
more than 5: 8 by Dereck Lively II at Duke, 2/4/23
10 or more: 11 at Duke, 2/4/23

OPPONENTS STEALS

5: Ian Schieffelin at Clemson, 1/6/24
6: Scottie Barnes, Florida State, 2/27/21
7 or 8: 8 by Ashton Hagans, Kentucky, 12/22/18 in Chicago
15 or more: 15 at Syracuse, 3/1/21
20 or more: 20 at Clemson, 1/17/07

OPPONENTS MISCELLANEOUS (UNC scores listed first)

Led team in scoring, rebounds and assists: Tyree Appleby at Wake Forest, 2/7/23 (33 points/7 rebounds/11 assists)
Led team in scoring, rebounds, assists and blocks: Quinten Post, Boston College, 1/17/23 (17 points/5 rebounds/1 assist/1 block)
Led team in scoring, rebounds, assists and steals: Jake LaRivia at Wake Forest, 1/22/22 (31 points/10 rebounds/4 assists/3 steals)
Led team in scoring, rebounds, assists, blocks and steals: Amir Simms, Clemson, 1/11/20 (20 points, 8 rebounds, 6 assists, 4 blocks, 3 steals)
Four-point play: Eric Dixon, Villanova, 11/23/23 in the Bahamas
Game-winning shot with no time left: Wendell Moore, Duke, 2/8/20 (in OT)
Game-winning shot less than a second left: Matt Coleman III, Texas, 12/2/20 in Asheville (0.1 second to play)
Game-winning shot less than five seconds left: Nate Laszewski at Notre Dame, 2/17/20 (3FG with 2.4 seconds to play)
Game-winning shot less than 10 seconds left: Naithan George at Georgia Tech, 1/30/24 (7.7 seconds to play)
Game-tying shot w/0:00 on the clock to force overtime: Tre Jones, Duke, 2/8/20
Hit a shot from other side of halfcourt: Louis Dabney, Tulane, 12/16/15, to end first half
Winning free throws with less than 30 seconds to play: Pittsburgh's Jamarius Burton made two with 3.6 seconds to play, won 64-65, 2/1/23
Trailed at the half and won: Villanova, 11/23/23 in the Bahamas
Trailed by 10 or more with less than four minutes to play and won: Duke, 2/8/20 (Duke trailed 77-64 with 3:55 to play, won 96-98 in OT)
Trailed by 10 or more with less than two minutes to play and won: Clemson, 1/11/20 (Clemson trailed 68-58 with 1:56 to play, won 76-79 in overtime)
Trailed by more than 15 and won: ^16 by Kansas, 4/4/22 in New Orleans (KU trailed 38-22, won 69-72)
Trailed by 20 or more and won: 24 at Florida State, 1/22/04 (FSU trailed 42-18 in first half, won 81-90 in overtime)
Trailed by 20 and took the lead: at Virginia Tech, 1/24/16 (UNC led 36-16; VT took a 59-61 lead but UNC won 75-70)
Trailed by 25 and forced overtime: ^UNC led Baylor, 67-42, with 10:09 to play; game went to overtime tied at 80 and UNC won, 93-86, 3/19/22 in Fort Worth, Texas
Led Carolina by 20 or more at halftime: 22 at Wake Forest (25-47), 2/7/23
Led Carolina by 20 or more at halftime in Chapel Hill: 20 by Georgia Tech (27-47), 1/4/20
Led Carolina by 25 or more at halftime: 27 at Miami (22-49), 1/18/22
Led Carolina by 35 or more: 35 by Kentucky (63-98), 12/18/21 in Las Vegas
Led Carolina by more than 35: 36 at Duke (37-73), 3/6/10
Scored more than 15 straight: 17-0 run at Louisville, 2/22/20
Scored 19 straight: 19-0 run by Michigan, 11/28/19 in The Bahamas
Scored first 10 points: UNLV led 0-13, 11/30/20 in Asheville (UNC won, 78-51)
Scored first 14 points: *Miami led 0-14 in Brooklyn, 3/8/18 (UNC won, 82-65)
Outscored UNC by more than 20 in a half: 22 at Wake Forest, 2/7/23 (25-47, 1st half)
Outscored UNC by more than 20 in a half in Chapel Hill: 23 by Ohio State, 12/4/19 (22-45, 2nd half)
Outscored UNC by more than 25 in a half: 27 at Miami, 1/18/22 (22-49, 1st half)
25 fastbreak points: at NC State, 2/19/23
30 fastbreak points: at Wake Forest, 1/22/22
Zero fastbreak points: Wake Forest, 1/22/24
Committed 30 fouls: Kentucky, 12/19/20 in Cleveland
Played 50 minutes: 55:03 by Mark Sears, Alabama, 11/27/22 in Portland, Ore. (4 OT)

* ACC Tournament, ^ NCAA Tournament



BOX SCORES: GAMES 1-4



Radford vs North Carolina Game Totals -- Final Statistics November 07, 2023 at Smith Center

1

Radford 70

Box score for Radford vs North Carolina. Radford players include ARCHER, JUSTIN; SMITH, DAQUAN; GILES, KENYON; TURNER, CHANDLER; ANTOINE, BRYAN; WALTERS, TRENTON; HARRIS, TRUTH; BURNS, KYLE; PIERCE, D'AUNTRAY; CASTLEBERRY, HUNTER; VIDOR, DAVID. Totals: 70-28.6-5.21-9.10-11-23-34-21-5-12-3-8-199.

Shooting By Period: 1st Half (17-34, 50%), 2nd Half (11-32, 34%). Game totals: 28-66 (42.4%), 5-21 (23.8%), 9-10 (90.0%).

North Carolina 86

Box score for North Carolina 86. North Carolina players include RYAN, CORMAC; DAVIS, RJ; BACOT, ARMANDO; WOJCIK, PAXSON; INGRAM, HARRISON; HIGH, ZAYDEN; CADEAU, ELLIOT; TRIMBLE, SETH; WASHINGTON, JALEN; WITHERS, JAE'LYN; OKONKWO, JAMES. Totals: 86-32.61-7.20-15.23-12-25-37-11-18-11-5-4-199.

Shooting By Period: 1st Half (16-29, 55%), 2nd Half (16-32, 50%). Game totals: 32-61 (52.5%), 7-20 (35.0%), 15-23 (65.2%).

Game Notes: Official scorers: Roger Ayers, Jemel Spearman, Kellen Miliner. Attendance: 17331. Start time: 12:00 AM. Score: 70-86. Points in the paint: 34-48. Off turns: 11-14. 2nd chance: 14-14. Fast break: 3-10. Bench: 13-18. Per Poss: 0.385-1.246-0.991.

Lehigh vs North Carolina Game Totals -- Final Statistics November 12, 2023 at Smith Center

2

Lehigh 68

Box score for Lehigh 68. Lehigh players include HIGGINS JR., KEITH; WHITNEY-SIDNEY, TYLER; MOMAH, BUBE; PAROLIN, DOMINIC; SINCLAIR, JALIN; GILLUS, CAM; WHITLOCK, NASIR; KNOSTMAN, BEN; INGRAM, JOSHUA; REED, BRENDAN; PIKE, JAKE; SANGAL, JAYSHEN; CHEBUHAR, BURKE; ADIASSA, HENRI; TAN, JT; CONNIFF, TOMMY. Totals: 68-26.71-13.33-3-4-8-23-31-22-15-11-3-7-199.

Shooting By Period: 1st Half (12-35, 34%), 2nd Half (14-36, 39%). Game totals: 26-71 (36.6%), 13-33 (39.4%), 3-4 (75.0%).

North Carolina 90

Box score for North Carolina 90. North Carolina players include RYAN, CORMAC; DAVIS, RJ; BACOT, ARMANDO; WOJCIK, PAXSON; INGRAM, HARRISON; HIGH, ZAYDEN; CADEAU, ELLIOT; TRIMBLE, SETH; WASHINGTON, JALEN; LEBDO, CREIGHTON; LANDRY, ROB; WITHERS, JAE'LYN; OKONKWO, JAMES; FARRIS, DUWE. Totals: 90-31.67-5.17-23.28-15-37-52-8-11-10-3-9-199.

Shooting By Period: 1st Half (16-36, 44%), 2nd Half (15-31, 48%). Game totals: 31-67 (46.3%), 5-17 (29.4%), 23-28 (82.1%).

UC Riverside vs North Carolina Game Totals -- Final Statistics November 18, 2023 at Smith Center

3

UC Riverside 52

Box score for UC Riverside 52. UC Riverside players include OWENS, KYLE; GRISCTI, BEN; MOSES, ISIAHA; TATTERSALL, WIL; HARGRESS, BARRINGTON; SMITH, KALEB; OLABODE, NIYI; PICKENS, NATE; MARTINEZ, JHAYLON; SALARIDZE, VLADIMIR; TURNER, LUKE. Totals: 52-19.62-9.30-5-9-14-24-38-20-15-17-1-7-200.

Shooting By Period: 1st Half (10-30, 33%), 2nd Half (9-32, 28%). Game totals: 19-62 (30.6%), 9-30 (30.0%), 5-9 (55.6%).

North Carolina 77

Box score for North Carolina 77. North Carolina players include RYAN, CORMAC; DAVIS, RJ; BACOT, ARMANDO; WOJCIK, PAXSON; INGRAM, HARRISON; HIGH, ZAYDEN; CADEAU, ELLIOT; TRIMBLE, SETH; WASHINGTON, JALEN; LEBDO, CREIGHTON; WITHERS, JAE'LYN; FARRIS, DUWE; OKONKWO, JAMES. Totals: 77-28.61-6.21-15.21-10-27-37-13-14-9-8-9-200.

Shooting By Period: 1st Half (14-34, 41%), 2nd Half (14-27, 52%). Game totals: 28-61 (45.9%), 6-21 (28.6%), 15-21 (71.4%).

Game Notes: Official scorers: Roger Ayers, Justin Porterfield, Isaac Barnett. Attendance: 18228. Start time: 01:00 AM. Score: 52-77. Points in the paint: 26-34. Off turns: 20-15. 2nd chance: 2-16. Fast break: 2-9. Bench: 2-37. Per Poss: 0.347-1.282-0.971.

UNI vs North Carolina Game Totals -- Final Statistics November 22, 2023 at Atlantis Imperial Arena - Paradise Island

4

UNI 69

Box score for UNI 69. UNI players include HEISE, NATE; CAMPBELL, TREY; HUTSON, JACOB; BORN, BOWEN; ANDERSON, TYTAN; HENRY, COLE; WOLF, LANDON; TAYLOR, RJ; DUAX, MICHAEL; POCK, KYLE; DANIEL, DREW. Totals: 69-24.53-6.17-15.22-7-26-33-22-12-17-1-6-199.

Shooting By Period: 1st Half (15-25, 60%), 2nd Half (9-28, 32%). Game totals: 24-53 (45.3%), 6-17 (35.3%), 15-22 (68.2%).

North Carolina 91

Box score for North Carolina 91. North Carolina players include RYAN, CORMAC; DAVIS, RJ; BACOT, ARMANDO; WOJCIK, PAXSON; INGRAM, HARRISON; HIGH, ZAYDEN; CADEAU, ELLIOT; WASHINGTON, JALEN; WITHERS, JAE'LYN; OKONKWO, JAMES. Totals: 91-26.61-12.26-27-31-12-24-36-18-14-9-9-4-199.

Shooting By Period: 1st Half (9-27, 33%), 2nd Half (17-34, 50%). Game totals: 26-61 (42.6%), 12-26 (46.2%), 27-31 (87.1%).

Game Notes: Official scorers: Gary Maxwell, Raymie Stovens, Marquis Pettigrew. Start time: 12:00 PM ET. Neutral court. UNI led for 16:29. UNC led for 20:46. Game was tied for 2:30. Times tied: 3. Lead Changes: 4. Per Poss: 0.945-1.282-0.971.



CAROLINA: BY THE NUMBERS



- 1 Carolina has been ranked **No. 1 in the final Associated Press poll** six times, the fourth most in college basketball history (1957, 1982, 1984, 1994, 1998 and 2008).
- 1 **First overall selection** in NBA Drafts (James Worthy 1982 and Brad Daugherty 1986).
- 1 Marvin Williams was the first player to leave college after his freshman season, play in the NBA and **return to college to earn his degree**.
- 2 Hubert Davis is the second individual to **play in a Final Four and be the head coach of the same school in the Final Four** (Dick Harp of Kansas is the other; Harp was also an administrative assistant to Dean Smith when Davis was a freshman at UNC in 1988-89).
- 2 Danny Green and LeBron James are the only two players in NBA history to **start for three different teams that won NBA championships** (Green in 2014 San Antonio, 2019 Toronto and 2020 Los Angeles Lakers).
- 2.4 **Average ACC regular-season finish**, best all-time.
- 3 **Bob Cousy Award** winners (Raymond Felton 2005, Ty Lawson 2008, Kendall Marshall 2012). UNC is the only school with three.
- 3 & 5 Roy Williams won the **third-most games by a Division I coach** in NCAA history (903). Dean Smith is fifth (879).
- 4 Tar Heel players with **NCAA and NBA championships** (James Worthy, Michael Jordan, Danny Green, Justin Jackson).
- 4 **Hubert Davis** is the fourth former Carolina player to be head coach of the Tar Heels (Reynolds Cuthbertson, Monk McDonald, Matt Doherty and Davis).
- 4 Tyler Hansbrough is the only player in ACC history to earn **first-team All-America honors four times**.
- 4 **NBA Draft Lottery** picks in 2005. Carolina was the first school to have four Lottery picks in the same draft.
- 4 Luke Maye, Marcus Paige, Tyler Zeller and Henrik Rodl won **Academic All-ACC honors four times** among the 67 occasions Tar Heels have earned that distinction (**RJ Davis** in 2023).
- 5 **Most Outstanding Players in the Final Four** (James Worthy in 1982, Donald Williams in 1993, Sean May in 2005, Wayne Ellington in 2009, Joel Berry II in 2017).
- 5 **NBA Rookies of the Year** (Bob McAdoo, Walter Davis, Phil Ford, Michael Jordan, Vince Carter).
- 6 Tyler Zeller (2011, 2012), Marcus Paige (2015, 2016) and Luke Maye (2018, 2019) have won six **Skip Prosser Awards**, given to the ACC's top scholar-athlete.
- 6 **National Coaches of the Year** (Frank McGuire in 1957, Dean Smith four times, Bill Guthridge in 1998, Matt Doherty in 2001, Roy Williams five times, Hubert Davis 2022).
- 7 **National Championships** (NCAA Tournament titles won in 1957, 1982, 1993, 2005, 2009 and 2017 and the 1924 team that was selected by the Helms Foundation)
- 7 Carolina is 7-0 in games matching the **No. 1 vs. No. 2** teams in the Associated Press poll (most recent, 2005 NCAA final when No. 2 UNC beat No. 1 Illinois).
- 7 James Worthy is one of seven to win **Final Four & NBA Finals MVP honors** w/ Kareem Abdul-Jabbar, Wilt Chamberlain, Magic Johnson, Hakeem Olajuwon, Isiah Thomas and Bill Walton.
- 8 **Retired jerseys/number:** 10 Lennie Rosenbluth, 12 Phil Ford, 20 George Glamack, 23 Michael Jordan, 33 Antawn Jamison, 50 Tyler Hansbrough, 52 James Worthy and Jack Cobb (no number).
- 8 **ACC Player-of-the-Week** awards won by Tyler Hansbrough in 2007-08, most in a season in league history.
- 8 Ty Lawson set the **NCAA championship game record** with eight steals in 2009 vs. Michigan State.
- 9 **NCAA Tournament wins over No. 1 seeds** (including Baylor in 2022), which ties the all-time NCAA Tournament record.
- 9 **ACC Rookies of the Year** (Sam Perkins 1981, Michael Jordan 1982, J.R. Reid 1987, Ed Cota 1997, Joseph Forte 2000, Marvin Williams 2005, Tyler Hansbrough 2006, Brandan Wright 2007, Harrison Barnes 2011)
- 9 **Nine consecutive decades** with at least one appearance in the Final Four (1940s through 2020s) and championship game.
- 10 **Gold medals** won by Tar Heels in the Summer Olympics, more than any other school.
- 10 **First-team Academic All-Americans**, including Tyler Zeller in 2011 and 2012, when he was the National Academic All-America of the Year, and Marcus Paige in 2016. That's the sixth-most in college basketball history.
- 10 School records (assists, free throw shooting and three-point shooting) held by current assistant coach **Jeff Lebo** when he concluded his Tar Heel playing career in 1989.
- 11 **Final Fours** by Dean Smith, third most all-time.
- 12 **Naismith Basketball Hall of Famers** (Ben Carnevale, Frank McGuire, Larry Brown, Dean Smith, Billy Cunningham, Bob McAdoo, James Worthy, Roy Williams, Michael Jordan, Charlie Scott, Bobby Jones and George Karl).
- 12 **NCAA championship games**, second most all-time.
- 12 **ACC Player-of-the-Week** honors won by Antawn Jamison, which equals the ACC record.
- 13 **National Players of the Year** (Jack Cobb 1926, George Glamack 1940 and 1941, Lennie Rosenbluth 1957, Phil Ford 1978, James Worthy 1982, Michael Jordan 1983 and 1984, Kenny Smith 1987, Jerry Stackhouse 1995, Antawn Jamison 1998, Sean May 2005, Tyler Hansbrough 2008).
- 14 Tar Heels have played in the **Summer Olympics**, including Michael Jordan, who won gold medals in 1984 and 1992.
- 14 **Wins over the No. 1** team in the Associated Press poll, most in college basketball history.
- 15 **ACC Players of the Year** (Lennie Rosenbluth 1957, Pete Brennan 1958, Lee Shaffer 1960, Billy Cunningham 1965, Larry Miller 1967 and 1968, Mitch Kupchak 1976, Phil Ford 1978, Michael Jordan 1984, Antawn Jamison 1998, Joseph Forte 2001, Tyler Hansbrough 2008, Ty Lawson 2009, Tyler Zeller 2012, Justin Jackson 2017).
- 17 **NCAA Tournament No. 1 seeds**, more than any school in college basketball (1979, 1982, 1984, 1987, 1991, 1993, 1994, 1997, 1998, 2005, 2007, 2008, 2009, 2012, 2016, 2017, 2019).
- 17 **Record number of regular-season ACC titles** won by Dean Smith.

- 18 **ACC Tournament championships**, second most in ACC history.
- 19 Tar Heels have won **multiple first-team All-ACC** honors, including Armando Bacot in 2022 and 2023.
- 20 Joel Berry II became the first player since UCLA's Bill Walton (in 1972 and 1973) to **score 20 points in consecutive NCAA title games** (20 vs. Villanova in 2016 and 22 vs. Gonzaga in 2017).
- 21 **Final Fours**, most all-time (1946, 1957, 1967, 1968, 1969, 1972, 1977, 1981, 1982, 1991, 1993, 1995, 1997, 1998, 2000, 2005, 2008, 2009, 2016, 2017, 2022).
- 21 Carolina's halftime lead over Michigan State in the 2009 NCAA title game, the **largest halftime margin in NCAA finals** history.
- 22 **NBA-record seasons played** by Vince Carter.
- 23 **Michael Jordan**: six-time NBA champion and NBA Finals MVP, five-time MVP, ESPN's Greatest Athlete of the 20th Century
- 24 **AP poll finishes in the top five**, tied for the second most all-time.
- 25 Carolina has **won 25** or more games an NCAA-record 39 times.
- 25 Donald Williams is the last player in college basketball to score **25 points in the national semifinal (1993 vs. Kansas) and championship game** (vs. Michigan).
- 27 **Consensus first-team All-America** seasons, tied for the second most all-time (most recent Justin Jackson in 2017).
- 30 **Sweet 16s**, most in NCAA history (NCAA began calling the regional semifinals Sweet 16s in 1975; UNC has played in 37 regional semifinals, including 2022).
- 31 **Armando Bacot's double-doubles** in 2021-22, an ACC record which tied Navy's David Robinson NCAA single-season record.
- 32 **ACC regular-season championships**, 12 more than any other school.
- 32 The 1956-57 Tar Heels went 32-0 to win the first of UNC's six NCAA championships. The 32 wins ties the **NCAA record for wins in a perfect season** (with Indiana 1975-76).
- 34 Cole Anthony's points in his 2019-20 debut vs. Notre Dame, the **ACC scoring record for a player's first collegiate game**.
- 34 Bill Guthridge, in his first season as head coach after 30 as an assistant to Dean Smith, won 34 games in 1997-98, the **NCAA record for wins by a first-year head coach**.
- 35 **ACC Tournament championship game** appearances, tied for the most all-time (35 finals in 69 ACC Tournaments).
- 35 **Consecutive post-season appearances** from 1967-2001, most all-time.
- 36 **NBA championships** won by 18 former Tar Heel players (24 more than any other ACC school through the 2023 NBA Finals).
- 38 **AP poll finishes in the top 10**, third most all-time.
- 38 **Regular-season conference championships** (32 ACC, six Southern), tied for the third most all-time.
- 39 Tar Heels have earned **first-team All-America** honors 63 times.
- 39 Al Wood's points vs. Virginia in 1981 Final Four, the **NCAA record for the national semifinals**.
- 40 **Consecutive double-doubles** by Billy Cunningham, the ACC record and second-longest streak in college basketball history.
- 51 **Seasons ranked in the final AP poll**, tied for the second most all-time.
- 52 **NCAA Tournament appearances**, second most all-time.
- 53 **Jerseys of former players that hang in the rafters** of the Dean E. Smith Center. Eight numbers are retired, 45 are honored.
- 54 **First-round NBA Draft picks**, second most all-time.
- 59 **Consecutive home wins** over Clemson before a loss, the longest streak in college basketball history.
- 63.7 Brendan Haywood's **career field goal percentage**, the ACC record.
- 72.8 **NCAA Tournament winning percentage**, second highest all-time.
- 73.4 **Winning percentage**, second highest all-time.
- 78 UNC-record **double-doubles** by Armando Bacot, third most in ACC history.
- 79 **NCAA Tournament wins for Roy Williams**, second-most in college basketball history. Dean Smith is third with 65.
- 80 **First-team All-ACC** selections by 52 Tar Heels. The 80 first-team honors are the most in ACC history.
- 81 **1,000-point scorers**, most in college basketball history.
- 84.1 **Home court winning percentage** (1,047-198 all-time home record).
- 106 **ACC Tournament wins**, second most all-time.
- 113 **Weeks ranked No. 1** in the AP poll, the fourth-most all-time.
- 123 **Wins in games played** by Danny Green from 2005-09, most by a Tar Heel.
- 131 **NCAA Tournament wins**, the most in college basketball history. Only four other programs have played in more NCAA Tournament games than UNC has won.
- 133 **Double-figure scoring games** by Tyler Hansbrough, the all-time ACC record.
- 155 UNC-record **games played** by Leaky Black from 2018-23 and Armando Bacot
- 178 **NCAA Tournament games**, second most all-time.
- 179 Tar Heel **players in the Final Four**, more than any other school in NCAA history.
- 511 Rebounds by **Armando Bacot** in 2021-22, the UNC single-season record and fourth-most in ACC history (most since 1956).
- 698 Weeks in **AP top 10**, third most in college basketball history
- 751 **ACC regular-season wins**, No. 1 all-time.
- 879 Wins by **Dean Smith**, which set the NCAA record in 1997 (since broken).
- 903 Wins by **Roy Williams**, third-most by a Division I coach in college basketball history.
- 950 **Weeks in the AP poll**, second most in college basketball history.
- 982 **NCAA record free throws made** by Tyler Hansbrough.
- 1,000 Ed Cota is the **only player in college basketball history** with 1,000 points, 1,000 assists and 500 rebounds.
- 1,566 UNC-record for **career rebounds** by Armando Bacot, the fourth-most in ACC history.
- 2,361 **Wins**, most by any ACC team and third most in college basketball history.
- 2,872 Tyler Hansbrough's **career scoring total, the ACC record**.



SINGLE-GAME UNC RECORDS



| CATEGORY | ALL-TIME | ACC (REGULAR SEASON OR TOURNAMENT) | SMITH CENTER |
|---|--|--|--|
| Field Goals | 57 vs. Manhattan 12/27/1985 in Miami | 51 vs. Virginia 2/6/1968 | 53 vs. VMI 12/17/1994 |
| Field Goal Attempts | 102 vs. Clemson 12/4/1954 | 102 vs. Clemson 12/4/1954 | 90 vs. Wake Forest 12/20/2003 (3 OT) |
| FG Percentage | .790 vs. Loyola Marymount 3/19/1988 (49x62) in Salt Lake City | .767 at Virginia 1/7/1978 (33x43) | .754 vs. Old Dominion 12/1/1992 (43x57) |
| FG Pct. in a Half | .941 at Virginia, 2nd half 1/7/1978 | .941 at Virginia, 2nd half 1/7/1978 (16x17) | .857 vs. Old Dominion, 2nd half 12/1/1992 (24x28) |
| 3-Point Field Goals | 17 vs. Florida State 1/25/1995 | 17 vs. Florida State 1/25/1995 | 17 vs. Florida State 1/25/1995 |
| 3-Point Attempts | 36 vs. Syracuse 2/28/2022 (OT) | 36 vs. Syracuse 2/28/22 (OT) | 36 vs. Syracuse 2/28/22 (OT) |
| 3-Point Pct. (min. 5 made) | .889 vs. Stetson 12/3/1986 (8x9) | .857 at Virginia 1/14/1987 (6x7) | .889 vs. Stetson 12/3/1986 (8x9) |
| 3-Point Pct. (min. 10 made) | .800 at Duke 3/5/1983 (12x15) | .800 at Duke 3/5/1983 (12x15) | .733 vs. Wake Forest 2/22/2014 (11x15) |
| 3-Point Pct. (min. 10 att.) | .800 at Duke 3/5/1983 (12x15) | .800 at Duke 3/5/1983 (12x15) | .733 vs. Wake Forest 2/22/2014 (11x15) |
| 3-Point Pct. (min. 20 att.) | .727 vs. Western Carolina 12/6/2017 (16x22) | .680 vs. Florida State 1/25/1995 (17x25) | .727 vs. Western Carolina 12/6/2017 (16x22) |
| Free Throws Made | 43 vs. South Carolina 12/5/1959 43 at NC State 1/15/1957 | 43 vs. South Carolina 12/5/1959 43 at NC State 1/15/1957 | 41 vs. Clemson 1/28/1998 |
| Free Throw Attempts | 59 vs. Clemson 1/28/1998 59 at Clemson 1/14/1956 | 59 vs. Clemson 1/28/1998 59 at Clemson 1/14/1956 | 59 vs. Clemson 1/28/1998 |
| Free Throw Pct. (min. 10 att.) | 1.000 vs. Duke 3/7/2015 (13x13) 1.000 vs. LSU 2/10/1985 (13x13) | 1.000 vs. Duke 3/7/2015 (13x13) | 1.000 vs. Duke 3/7/2015 (13x13) |
| Free Throw Pct. (min. 20 att.) | .964 vs. Niagara 12/30/78 (27x28) in Rochester | *.958 vs. NC State 3/11/2007 (23x24) in Tampa | .950 vs. Maryland 2/10/2001 (19x20) |
| Free Throw Pct. (min. 30 att.) | .923 vs. NC State 1/21/23 (36x39) | .923 vs. NC State 1/21/23 (36x39) | .923 vs. NC State 1/21/23 (36x39) |
| Offensive Rebs.(since 1986-87) | 32 at Pittsburgh 12/20/1993 | 28 vs. Boston College 1/4/2009 | 28 vs. Boston College 1/4/2009 |
| Defensive Rebs. (since 1986-87) | 47 vs. Loyola Marymount ^3/19/1988 in Salt Lake City, Utah | 41 vs. Virginia 1/21/1999 | 41 vs. Virginia 1/21/1999 |
| Total Rebounds | 78 vs. Furman 12/4/1956 | 74 vs. Clemson 2/16/1968 in Charlotte | 72 vs. Nicholls 12/19/2011 |
| Assists (since 1968-69) | 41 vs. Manhattan 12/27/85 in Miami 41 vs. Rice 12/2/1971 | 33 vs. Virginia 2/23/1974 | 37 vs. VMI 12/17/1994 |
| Turnovers | 39 at Indiana 12/12/1964 | 34 at NC State 2/15/1966 | 29 vs. Miami 12/4/2000 |
| Fewest Turnovers (since 1981-82) | 2 vs. Duke 2/8/2018 ^2 vs. Fairfield 3/13/1997 in Winston-Salem | 2 vs. Duke 2/8/2018 | 2 vs. Duke 2/8/2018 |
| Blocked Shots (since 1975-76) | 18 vs. Stanford 12/20/1985 | 15 at Duke 3/8/2008 | 15 vs. Northern Kentucky 12/27/2013 |
| Steals | 23 at Tulane 2/14/1976 | 21 vs. Clemson 1/5/1977 in Greensboro | 21 vs. The Citadel 1/24/1991 |
| Points | 129 vs. VMI 12/17/1994 129 vs. Manhattan 12/27/1985 in Miami | 115, three times last: at Clemson, 1/13/1968 | 129 vs. VMI 12/17/1994 |
| Points in a Half | 77 vs. VMI, 2nd half 12/17/1994 | 70 vs. Clemson, 2nd half 1/28/1987 70 vs. South Carolina, 2nd half 2/7/1966 | 77 vs. VMI, 2nd half 12/17/1994 |
| Scoring Margin | 84 vs. Manhattan (129-45) 12/27/1985 in Miami | 51 vs. NC State (107-56) 1/8/2017 | 68 vs. The Citadel (118-50) 2/18/1991 |
| Halftime Lead | 47 vs. Florida Atlantic 12/19/2006 (65-18, UNC) | | 47 vs. Florida Atlantic 12/19/2006 (65-18, UNC) |

^ NCAA Tournament

* ACC Tournament



SINGLE-GAME PLAYER RECORDS



| CATEGORY | ALL-TIME | ACC (REGULAR SEASON OR TOURNAMENT) | SMITH CENTER |
|---------------------------------------|--|---|--|
| Field Goals | 21 by Billy Cunningham vs. Tulane 12/10/1964 | 19 by Charlie Scott vs. Wake Forest 1/17/1970 *19 by Lennie Rosenbluth vs. Clemson 3/7/1957 in Raleigh | 16 by Antawn Jamison vs. Maryland 2/14/1998 |
| Field Goal Attempts | ^43 by Lennie Rosenbluth vs. Michigan State, 3/22/1957 in Kansas City | 34 by Billy Cunningham, at Wake Forest 1/6/65 | 24 three times last: Cole Anthony vs. Notre Dame, 11/6/19 |
| FG Percentage (min. 10 att.) | 1.000 by three players most attempts: 13x13 by Brad Daugherty vs. UCLA 11/24/1985 | 1.000 by two players most attempts: 12x12 by Scott Williams vs. Virginia 1/13/1990 | 1.000 by Scott Williams vs. Virginia 12x12, 1/13/1990 |
| 3-Point Field Goals | 8 by six players last: Rashad McCants vs. Clemson 3/2/2004 | 8 by five players last: Rashad McCants vs. Clemson 3/2/2004 | 8 by Rashad McCants vs. Clemson 3/2/2004 8 by Dante Calabria vs. Florida State, 1/25/1995 |
| 3-Point Attempts | 14 six times last: Rashad McCants at Florida State 1/22/2004 | 14 three times last: Rashad McCants at Florida State 1/22/2004 | 14 four times last: Shammond Williams vs. Maryland 1/8/1997 |
| 3-Point Pct. (min. 5 made) | 1.000 five times most attempts: 6x6 *Jason Capel vs. Clemson 3/9/2001 in Atlanta | 1.000 three times most attempts: 6x6 *Jason Capel vs. Clemson 3/9/2001 in Atlanta | 1.000 by Joel Berry II vs. Duke 3/4/2017 (5x5) |
| Free Throws Made | 21 by York Larese vs. Duke 12/29/1959 in Raleigh | 20 by Tyler Zeller vs. Maryland 2/29/2012 | 20 by Tyler Zeller vs. Maryland 2/29/2012 |
| Free Throw Attempts | 24 by Billy Cunningham vs. Maryland 1/13/1964 24 by Lennie Rosenbluth at Clemson, 1/14/1965 | 24 by Billy Cunningham vs. Maryland 1/13/1964 24 by Lennie Rosenbluth at Clemson, 1/14/1965 | 23 by Tyler Zeller vs. Maryland 2/29/2012 |
| Free Throw Pct. (min. 10 att.) | 1.000 by York Larese vs. Duke (21x21) 12/29/1959 in Raleigh | 1.000 by Phil Ford at NC State (16x16) 2/24/1976 | 1.000 by Cole Anthony vs. Boston College (14x14), 2/1/2020 1.000 by Tyler Hansbrough vs. NC State (14x14), 1/7/2006 1.000 by RJ Davis vs. NC State (14x14) 1/21/2023) |
| Offensive Rebs.(since 1986-87) | 12 by Brice Johnson at Duke 3/5/2016 12 by Sean May vs. Duke 3/6/2005 | 12 by Brice Johnson at Duke 3/5/2016 12 by Sean May vs. Duke 3/6/2005 | 12 by Sean May vs. Duke 3/6/2005 |
| Rebounds | 30 by Rusty Clark vs. Maryland 2/21/1968 | 30 by Rusty Clark vs. Maryland 2/21/1968 | 24 by Sean May vs. Duke 3/6/2005 |
| Assists | 18 by Raymond Felton vs. George Mason 12/7/2003 | 16 by Kendall Marshall at Maryland 2/4/2012 16 by Kendall Marshall vs. Florida State 2/6/2011 | 18 by Raymond Felton vs. George Mason 12/7/2003 |
| Blocked Shots | 10 by Brendan Haywood vs. Miami 12/4/2000 | *8 by Walker Kessler vs. Notre Dame 3/10/2021 in Greensboro | 10 by Brendan Haywood vs. Miami 12/4/2000 |
| Steals | 9 by Derrick Phelps vs. Georgia Tech 2/2/1992 | 9 by Derrick Phelps vs. Georgia Tech 2/2/1992 | 9 by Derrick Phelps vs. Georgia Tech 2/2/1992 |
| Points | 49 by Bobby Lewis vs. Florida State 12/16/1965 | *45 by Lennie Rosenbluth 3/7/1957 in Raleigh 45 by Lennie Rosenbluth at Clemson 1/14/1956 | 40 by Tyler Hansbrough vs. Georgia Tech 2/15/2006 |

^ NCAA Tournament

* ACC Tournament

note: York Larese made 21 of 21 free throws vs. Duke on 12/29/1959. The game was played in the Dixie Classic in Raleigh and was not an ACC regular-season game.



ASSOCIATED PRESS RANKINGS



through the 2/5/24 poll

| | |
|---|-------------------------------|
| Total Polls Ranked | 950 (of 1,273) |
| Current Streak of Weeks in AP Poll | 14 |
| Weeks at No. 1 | 113 |
| Weeks at No. 2 | 81 |
| Weeks at No. 3 | 87 |
| Weeks at No. 4 | 88 |
| Weeks at No. 5 | 71 |
| Weeks at No. 6 | 58 |
| Weeks at No. 7 | 53 |
| Weeks at No. 8 | 55 |
| Weeks at No. 9 | 57 |
| Weeks at No. 10 | 35 |
| Top 5 Rankings | 440 |
| Top 10 Rankings | 698 |
| Longest Streak of Weeks Ranked | 172 from 1989-90 to 1999-2000 |
| Most Consecutive Weeks No. 1 | 15 in 1983-84 |
| Seasons Ranked | 67 of 76 |
| Seasons Ranked in the Top 10 | 58 of 75 |
| Seasons in Final Top 10 | 38 of 75 through 2022-23 |

2023-24 WEEKLY POLLS

| | |
|----------------------|-----------|
| Preseason | 19 |
| November 13-20-27 | 20-14-17 |
| December 4-11-18-25 | 9-9-11-9 |
| January 1-8-15-22-29 | 8-7-4-3-3 |
| February 5 | 3 |

FINAL ASSOCIATED PRESS POLLS (charts researched at collegepollarchive.com)

MOST TIMES RANKED NO. 1 IN THE FINAL AP POLL

- 10 – Kentucky
- 8 – Duke
- 8 – UCLA
- 6 – North Carolina**
- 4 – Kansas
- 4 – Ohio State

MOST TIMES RANKED IN THE TOP 5 IN THE FINAL AP POLL

- 30 – Kentucky
- 24 – North Carolina**
- 24 – Kansas
- 18 – UCLA
- 17 – Duke

MOST TIMES RANKED IN THE TOP 10 IN THE FINAL AP POLL

- 46 – Kentucky
- 39 – Duke
- 38 – North Carolina**
- 33 – Kansas
- 27 – UCLA

MOST TIMES RANKED IN THE FINAL AP POLL

- 54 – Kentucky
- 51 – North Carolina**
- 51 – Duke
- 48 – Kansas
- 43 – UCLA

ALL ASSOCIATED PRESS POLLS (through the 2/5/24 poll)

MOST WEEKS RANKED IN THE AP POLL (OUT OF 1,273 TOTAL POLLS)

- 963 – Kentucky
- 950 – North Carolina (74.6 percent)**
- 886 – Duke
- 852 – Kansas
- 737 – UCLA

MOST CONSECUTIVE WEEKS RANKED IN THE AP POLL

- 172 – 1989-90 to 1999-2000 (No. 4 in college basketball history)
- 171 – 1972-73 to 1982-83 (No. 5 all-time)
- 106 – 2013-14 to 2019-20 (No. 16 all-time)
- 87 – 1984-85 to 1989-90 (No. 25 all-time)
- 75 – 2005-06 to 2009-10 (No. 32 all-time)

MOST TIMES RANKED NO. 1 IN ALL AP POLLS

- 145 – Duke
- 134 – UCLA
- 125 – Kentucky
- 113 – North Carolina**
- 76 – Kansas

THE LAST TIME ... in the AP POLLS

Played as the No. 1 team: lost to Alabama, 101-103, 11/27/22 in Portland, Ore. (4 OT)
Beat No. 1: at Duke, 88-72, 2/20/19
Lost to No. 1: vs. Virginia, 63-71, 3/10/18* in Brooklyn
Won a top-10 matchup: 2/2/24, No. 3 UNC beat No. 7 Duke, 93-84
Unranked UNC beat Top-5: beat No. 4 Baylor, 93-86 (ot) in Fort Worth, 3/19/22^
Unranked UNC beat consecutive Top-5 opponents: beat No. 4 Duke, 94-81, in Durham, 3/5/22; beat No. 4 Baylor, 93-86 (ot) in Fort Worth, Texas, 3/19/22^
Unranked UNC beat Top-10 oppt: beat No. 6 Virginia, 71-63, 2/25/23
Beat Top-10 oppt by 20 points: beat No. 10 Virginia Tech, 103-82, 1/21/19
Beat Top-25 oppt by 20 points: beat No. 24 Michigan, 72-51, 12/1/21
Lost to unranked oppt as Top-5 team: No. 3 UNC lost to Clemson, 76-80, 2/6/24

* ACC Tournament, ^ NCAA Tournament

MOST CONSECUTIVE WEEKS RANKED NO. 1 IN THE AP POLL

- 15 – 1983-84 (No. 11 all-time)
- 13 – 1985-86 (No. 15 all-time)
- 11 – 2007-08 to 2008-09 (No. 18 all-time)
- 11 – 2007-08 (No. 18 all-time)
- 10 – 1956-67 to 1957-58 (No. 23 all-time)

MOST TIMES RANKED NO. 1 IN PRESEASON AP POLL

- 10 – North Carolina**
- 9 – Duke
- 8 – UCLA
- 6 – Kentucky
- 4 – Kansas

MOST TIMES RANKED IN THE TOP 5 IN ALL AP POLLS

- 469 – Kentucky
- 440 – North Carolina**
- 434 – Duke
- 408 – Kansas
- 327 – UCLA

MOST TIMES RANKED IN THE TOP 10 IN ALL AP POLLS

- 733 – Kentucky
- 726 – Duke
- 698 – North Carolina**
- 633 – Kansas
- 487 – UCLA

MOST CONSECUTIVE WEEKS RANKED IN THE TOP 10 IN THE AP POLL

- 62 – 2005-06 to 2009-10 (No. 11 all-time)
- 62 – 1984-85 to 1988-89 (No. 11 all-time)
- 57 – 1966-67 to 1969-70 (No. 13 all-time)
- 54 – 1992-93 to 1994-95 (No. 14 all-time)
- 25 – 1990-91 to 1991-92 (No. 87 all-time)

NUMBER 1 VERSUS NUMBER 2 (UNC is 7-0 in 1 vs. 2 games)

| Date | Result |
|----------|--|
| 3/23/57 | No. 1 UNC 54, No. 2 Kansas 53 (3 OT) – NCAA championship |
| 12/26/81 | No. 1 UNC 82, No. 2 Kentucky 69 |
| 1/9/82 | No. 1 UNC 65, No. 2 Virginia 60 |
| 2/4/86 | No. 1 UNC 78, No. 2 Georgia Tech 77 (OT) |
| 2/3/94 | No. 2 UNC 89, No. 1 Duke 78 |
| 2/5/98 | No. 2 UNC 97, No. 1 Duke, 73 |
| 4/4/05 | No. 2 UNC 75, No. 1 Illinois 70 – NCAA championship |

MOST WINS OVER THE NO. 1 TEAM IN THE ASSOCIATED PRESS POLL

| | |
|-----------------------|-----------|
| North Carolina | 14 |
| UCLA | 12 |
| Duke | 10 |
| Maryland | 10 |
| Ohio State | 10 |
| Kansas | 9 |
| Kentucky | 9 |
| Indiana | 8 |
| Georgia Tech | 8 |
| Notre Dame | 8 |
| Vanderbilt | 8 |



2023-24 PHOTO ROSTER



1 - ZAYDEN HIGH
6-9, 225, Fr., F
San Antonio, Texas



2 - ELLIOT CADEAU
6-1, 180, Fr., G
West Orange, N.J.



3 - CORMAC RYAN
6-5, 195, Gr., G
New York, N.Y.



4 - RJ DAVIS
6-0, 180, Sr., G
White Plains, N.Y.



5 - ARMANDO BACOT
6-11, 240, Gr., F/C
Richmond, Va.




7 - SETH TRIMBLE
6-3, 195, So., G
Menomonee Falls, Wis.



8 - PAXSON WOJCIK
6-5, 195, Gr., G
Charleston, S.C.



13 - JALEN WASHINGTON
6-10, 230, So., F
Gary, Ind.



14 - CREIGHTON LEBO
6-1, 180, Sr., G
Greenville, N.C.



22 - ROB LANDRY
6-4, 190, Sr., G
Greensboro, N.C.



24 - JAE'LYN WITHERS
6-9, 215, Sr., F
Charlotte, N.C.




32 - JAMES OKONKWO
6-8, 240, Jr., F
Maidenhead, England



34 - DUWE FARRIS
6-7, 210, Sr., F
Charlotte, N.C.



55 - HARRISON INGRAM
6-7, 225, Jr., F
Dallas, Texas



HUBERT DAVIS
Head Coach



BRAD FREDERICK
Assistant Coach



JEFF LEBO
Assistant Coach



SEAN MAY
Assistant Coach



MARCUS PAIGE
Director of Team &
Player Development



PAT SULLIVAN
Director of Recruiting



ERIC HOOTS
Director of Operations



KIERSTEN STEINBACHER
Asst. to the Director
of Operations



JONAS SAHRATIAN
Director of Strength
& Conditioning



DOUG HALVERSON
Athletics Trainer



2023-24 North Carolina Men's Basketball 23-Game Statistics



Game Records

| Record | Overall | Home | Away | Neutral |
|----------------|---------|------|------|---------|
| ALL GAMES | 18-5 | 10-1 | 5-1 | 3-3 |
| CONFERENCE | 10-2 | 5-1 | 5-1 | 0-0 |
| NON-CONFERENCE | 8-3 | 5-0 | 0-0 | 3-3 |

Score by Periods

| Team | 1st | 2nd | OT | TOT |
|----------------|-----|-----|----|------|
| North Carolina | 896 | 995 | 13 | 1904 |
| Opponents | 796 | 807 | 15 | 1618 |

Team Box Score

| No. | Player | Total | | | 3-Point | | | F-Throw | | Rebounds | | | | PF DQ A TO BLK STL PTS AVG | | | | | | | | |
|------------------|-------------------|-----------|-------------|------|-----------------|-------------|----------------|-------------|----------------|-------------|------------|------------|------------|----------------------------|------------|-----------|------------|------------|-----------|------------|-------------|-------------|
| | | GP-GS | MIN | AVG | FG-FGA | FG% | 3FG-3FGA | 3FG% | FT-FTA | FT% | OFF | DEF | TOT | AVG | PF | DQ | A | TO | BLK | STL | PTS | AVG |
| 4 | DAVIS, RJ | 23-23 | 791:60 | 34.4 | 165-377 | .438 | 70-170 | .412 | 90-100 | .900 | 11 | 73 | 84 | 3.7 | 36 | 0 | 80 | 34 | 1 | 29 | 490 | 21.3 |
| 5 | BACOT, Armando | 23-23 | 682:49 | 29.7 | 116-212 | .547 | 2-7 | .286 | 96-121 | .793 | 66 | 165 | 231 | 10.0 | 58 | 0 | 37 | 37 | 39 | 14 | 330 | 14.3 |
| 55 | INGRAM, Harrison | 23-23 | 737:50 | 32.1 | 103-236 | .436 | 44-104 | .423 | 37-65 | .569 | 58 | 146 | 204 | 8.9 | 43 | 1 | 54 | 34 | 11 | 33 | 287 | 12.5 |
| 3 | RYAN, Cormac | 22-21 | 648:26 | 29.5 | 73-202 | .361 | 35-121 | .289 | 48-55 | .873 | 13 | 58 | 71 | 3.2 | 45 | 1 | 30 | 24 | 10 | 20 | 229 | 10.4 |
| 2 | CADEAU, Elliot | 23-18 | 533:07 | 23.2 | 61-145 | .421 | 4-25 | .160 | 46-72 | .639 | 13 | 29 | 42 | 1.8 | 53 | 3 | 83 | 35 | 2 | 13 | 172 | 7.5 |
| 7 | TRIMBLE, Seth | 22-1 | 380:30 | 17.3 | 43-94 | .457 | 9-21 | .429 | 28-45 | .622 | 14 | 36 | 50 | 2.3 | 31 | 0 | 15 | 15 | 5 | 9 | 123 | 5.6 |
| 13 | WASHINGTON, Jalen | 23-0 | 198:16 | 8.6 | 37-54 | .685 | 5-11 | .455 | 23-36 | .639 | 26 | 39 | 65 | 2.8 | 34 | 1 | 5 | 10 | 12 | 3 | 102 | 4.4 |
| 24 | WITHERS, Jae'Lyn | 23-3 | 304:41 | 13.2 | 29-59 | .492 | 3-15 | .200 | 34-42 | .810 | 19 | 57 | 76 | 3.3 | 35 | 1 | 13 | 16 | 13 | 9 | 95 | 4.1 |
| 22 | LANDRY, Rob | 3-0 | 05:60 | 2.0 | 2-3 | .667 | 2-3 | .667 | 0-0 | .000 | 1 | 2 | 3 | 1.0 | 0 | 0 | 0 | 0 | 0 | 0 | 6 | 2.0 |
| 8 | WOJCIK, Paxson | 22-3 | 197:54 | 9.0 | 13-37 | .351 | 4-20 | .200 | 12-15 | .800 | 7 | 13 | 20 | 0.9 | 23 | 0 | 8 | 10 | 0 | 3 | 42 | 1.9 |
| 32 | OKONKWO, James | 10-0 | 33:55 | 3.4 | 4-8 | .500 | 0-0 | .000 | 5-5 | 1.000 | 7 | 7 | 14 | 1.4 | 3 | 0 | 0 | 3 | 2 | 0 | 13 | 1.3 |
| 1 | HIGH, Zayden | 18-0 | 88:52 | 4.9 | 4-13 | .308 | 0-6 | .000 | 5-7 | .714 | 6 | 15 | 21 | 1.2 | 21 | 0 | 3 | 9 | 2 | 4 | 13 | 0.7 |
| 34 | FARRIS, Duwe | 4-0 | 06:37 | 1.7 | 1-4 | .250 | 0-0 | .000 | 0-0 | .000 | 1 | 0 | 1 | 0.3 | 0 | 0 | 0 | 0 | 0 | 0 | 2 | 0.5 |
| 14 | LEBO, Creighton | 5-0 | 14:01 | 2.8 | 0-4 | .000 | 0-2 | .000 | 0-0 | .000 | 0 | 2 | 2 | 0.4 | 2 | 0 | 0 | 0 | 0 | 1 | 0 | 0.0 |
| Team | | | | | | | | | | | 38 | 29 | 67 | | | | | 9 | | | | |
| Total | | 23 | 4625 | | 651-1448 | .450 | 178-505 | .352 | 424-563 | .753 | 280 | 671 | 951 | 41.3 | 384 | 7 | 328 | 236 | 97 | 138 | 1904 | 82.8 |
| Opponents | | 23 | 4625 | | 581-1441 | .403 | 159-529 | .301 | 297-399 | .744 | 216 | 577 | 793 | 34.5 | 448 | 11 | 234 | 261 | 89 | 122 | 1618 | 70.3 |

Team Statistics

| | UNC | OPP |
|------------------------|-----------------|-----------------|
| Scoring | 1904 | 1618 |
| Points per game | 82.8 | 70.3 |
| Scoring margin | +12.4 | - |
| Field goals-att | 651-1448 | 581-1441 |
| Field goal pct | .450 | .403 |
| 3 point fg-att | 178-505 | 159-529 |
| 3-point FG pct | .352 | .301 |
| 3-pt FG made per game | 7.7 | 6.9 |
| Free throws-att | 424-563 | 297-399 |
| Free throw pct | .753 | .744 |
| F-Throws made per game | 18.4 | 12.9 |
| Rebounds | 951 | 793 |
| Rebounds per game | 41.3 | 34.5 |
| Rebounding margin | +6.9 | - |
| Assists | 328 | 234 |
| Assists per game | 14.3 | 10.2 |
| Turnovers | 236 | 261 |
| Turnovers per game | 10.3 | 11.3 |
| Turnover margin | +1.1 | - |
| Assist/turnover ratio | 1.4 | 0.9 |
| Steals | 138 | 122 |
| Steals per game | 6.0 | 5.3 |
| Blocks | 97 | 89 |
| Blocks per game | 4.2 | 3.9 |
| Winning streak | 0 | - |
| Home win streak | 0 | - |
| Attendance | 222618 | 65568 |
| Home games-Avg/Game | 11-20238 | 6-10928 |
| Neutral site-Avg/Game | - | 6-9262 |

Team Results

| Date | Opponent | | Score | Att. |
|------------|-------------------|-----|--------|-------|
| 11/06/2023 | Radford | W | 86-70 | 17331 |
| 11/12/2023 | Lehigh | W | 90-68 | 18608 |
| 11/17/2023 | UC Riverside | W | 77-52 | 18226 |
| 11/22/2023 | vs UNI | W | 91-69 | 1342 |
| 11/23/2023 | vs Villanova | Lot | 81-83 | 1500 |
| 11/24/2023 | vs Arkansas | W | 87-72 | 1456 |
| 11/29/2023 | Tennessee | W | 100-92 | 20756 |
| 12/02/2023 | Florida St. | W | 78-70 | 20285 |
| 12/05/2023 | vs UConn | L | 76-87 | 17873 |
| 12/16/2023 | vs Kentucky | L | 83-87 | 17058 |
| 12/20/2023 | vs Oklahoma | W | 81-69 | 16344 |
| 12/29/2023 | Charleston So. | W | 105-60 | 21750 |
| 01/02/2024 | at Pittsburgh | W | 70-57 | 9770 |
| 01/06/2024 | at Clemson | W | 65-55 | 9000 |
| 01/10/2024 | at NC State | W | 67-54 | 19500 |
| 01/13/2024 | Syracuse | W | 103-67 | 21750 |
| 01/17/2024 | Louisville | W | 86-70 | 20298 |
| 01/20/2024 | at Boston College | W | 76-66 | 8606 |
| 01/22/2024 | Wake Forest | W | 85-64 | 21175 |
| 01/27/2024 | at Florida St. | W | 75-68 | 10092 |
| 01/30/2024 | at Georgia Tech | L | 73-74 | 8600 |
| 02/03/2024 | Duke | W | 93-84 | 21750 |
| 02/06/2024 | Clemson | L | 76-80 | 20689 |



2023-24 North Carolina Men's Basketball ACC Games



Game Records

| Record | Overall | Home | Away | Neutral |
|----------------|---------|------|------|---------|
| ALL GAMES | 10-2 | 5-1 | 5-1 | 0-0 |
| CONFERENCE | 10-2 | 5-1 | 5-1 | 0-0 |
| NON-CONFERENCE | 0-0 | 0-0 | 0-0 | 0-0 |

Score by Periods

| Team | 1st | 2nd | OT | TOT |
|----------------|-----|-----|----|-----|
| North Carolina | 441 | 506 | 0 | 947 |
| Opponents | 405 | 404 | 0 | 809 |

Team Box Score

| No. | Player | | | | Total | | 3-Point | | F-Throw | | Rebounds | | | | | | | | | | | |
|------------------|-------------------|-----------|-------------|------|----------------|-------------|---------------|-------------|----------------|-------------|------------|------------|------------|-------------|------------|----------|------------|------------|-----------|-----------|------------|-------------|
| | | GP-GS | MIN | AVG | FG-FGA | FG% | 3FG-3FGA | 3FG% | FT-FTA | FT% | OFF | DEF | TOT | AVG | PF | DQ | A | TO | BLK | STL | PTS | AVG |
| 4 | DAVIS, RJ | 12-12 | 424:33 | 35.4 | 89-204 | .436 | 38-89 | .427 | 42-49 | .857 | 6 | 40 | 46 | 3.8 | 20 | 0 | 42 | 17 | 1 | 15 | 258 | 21.5 |
| 5 | BACOT, Armando | 12-12 | 368:29 | 30.7 | 59-105 | .562 | 0-2 | .000 | 47-57 | .825 | 29 | 85 | 114 | 9.5 | 35 | 0 | 22 | 21 | 23 | 8 | 165 | 13.8 |
| 55 | INGRAM, Harrison | 12-12 | 393:47 | 32.8 | 48-125 | .384 | 21-57 | .368 | 14-27 | .519 | 37 | 97 | 134 | 11.2 | 19 | 0 | 26 | 18 | 5 | 15 | 131 | 10.9 |
| 3 | RYAN, Cormac | 12-12 | 365:22 | 30.4 | 36-109 | .330 | 19-66 | .288 | 23-28 | .821 | 11 | 29 | 40 | 3.3 | 27 | 0 | 16 | 13 | 4 | 10 | 114 | 9.5 |
| 2 | CADEAU, Elliot | 12-12 | 287:23 | 23.9 | 34-83 | .410 | 0-12 | .000 | 24-35 | .686 | 7 | 17 | 24 | 2.0 | 30 | 1 | 42 | 19 | 1 | 8 | 92 | 7.7 |
| 7 | TRIMBLE, Seth | 11-0 | 197:19 | 17.9 | 21-51 | .412 | 4-11 | .364 | 16-25 | .640 | 7 | 17 | 24 | 2.2 | 13 | 0 | 9 | 10 | 2 | 7 | 62 | 5.6 |
| 24 | WITHERS, Jae'Lyn | 12-0 | 142:31 | 11.9 | 15-27 | .556 | 1-6 | .167 | 23-30 | .767 | 15 | 30 | 45 | 3.8 | 12 | 0 | 4 | 6 | 4 | 3 | 54 | 4.5 |
| 13 | WASHINGTON, Jalen | 12-0 | 95:50 | 8.0 | 15-25 | .600 | 0-4 | .000 | 9-14 | .643 | 12 | 23 | 35 | 2.9 | 23 | 1 | 4 | 5 | 5 | 2 | 39 | 3.3 |
| 22 | LANDRY, Rob | 1-0 | 02:53 | 2.9 | 1-2 | .500 | 1-2 | .500 | 0-0 | .000 | 0 | 1 | 1 | 1.0 | 0 | 0 | 0 | 0 | 0 | 0 | 3 | 3.0 |
| 34 | FARRIS, Duwe | 1-0 | 02:53 | 2.9 | 1-3 | .333 | 0-0 | .000 | 0-0 | .000 | 1 | 0 | 1 | 1.0 | 0 | 0 | 0 | 0 | 0 | 0 | 2 | 2.0 |
| 32 | OKONKWO, James | 4-0 | 16:33 | 4.1 | 2-4 | .500 | 0-0 | .000 | 2-2 | 1.000 | 4 | 3 | 7 | 1.8 | 3 | 0 | 0 | 3 | 2 | 0 | 6 | 1.5 |
| 8 | WOJCIK, Paxson | 11-0 | 68:21 | 6.2 | 4-14 | .286 | 2-8 | .250 | 4-6 | .667 | 3 | 8 | 11 | 1.0 | 10 | 0 | 3 | 4 | 0 | 1 | 14 | 1.3 |
| 1 | HIGH, Zayden | 9-0 | 26:55 | 3.0 | 3-9 | .333 | 0-5 | .000 | 1-2 | .500 | 2 | 5 | 7 | 0.8 | 8 | 0 | 1 | 4 | 1 | 1 | 7 | 0.8 |
| 14 | LEBO, Creighton | 2-0 | 07:10 | 3.6 | 0-1 | .000 | 0-1 | .000 | 0-0 | .000 | 0 | 1 | 1 | 0.5 | 1 | 0 | 0 | 0 | 0 | 1 | 0 | 0.0 |
| Team | | | | | | | | | | | 23 | 16 | 39 | | | | | 7 | | | | |
| Total | | 12 | 2400 | | 328-762 | .430 | 86-263 | .327 | 205-275 | .745 | 157 | 372 | 529 | 44.1 | 201 | 2 | 169 | 127 | 48 | 71 | 947 | 78.9 |
| Opponents | | 12 | 2400 | | 292-753 | .388 | 72-259 | .278 | 153-207 | .739 | 106 | 304 | 410 | 34.2 | 220 | 5 | 105 | 119 | 50 | 65 | 809 | 67.4 |

Team Statistics

| | UNC | OPP |
|------------------------|----------------|----------------|
| Scoring | 947 | 809 |
| Points per game | 78.9 | 67.4 |
| Scoring margin | +11.5 | - |
| Field goals-att | 328-762 | 292-753 |
| Field goal pct | .430 | .388 |
| 3 point fg-att | 86-263 | 72-259 |
| 3-point FG pct | .327 | .278 |
| 3-pt FG made per game | 7.2 | 6.0 |
| Free throws-att | 205-275 | 153-207 |
| Free throw pct | .745 | .739 |
| F-Throws made per game | 17.1 | 12.8 |
| Rebounds | 529 | 410 |
| Rebounds per game | 44.1 | 34.2 |
| Rebounding margin | +9.9 | - |
| Assists | 169 | 105 |
| Assists per game | 14.1 | 8.8 |
| Turnovers | 127 | 119 |
| Turnovers per game | 10.6 | 9.9 |
| Turnover margin | -0.7 | - |
| Assist/turnover ratio | 1.3 | 0.9 |
| Steals | 71 | 65 |
| Steals per game | 5.9 | 5.4 |
| Blocks | 48 | 50 |
| Blocks per game | 4.0 | 4.2 |
| Winning streak | 0 | - |
| Home win streak | 0 | - |
| Attendance | 125947 | 65568 |
| Home games-Avg/Game | 6-20991 | 6-10928 |
| Neutral site-Avg/Game | - | 0-0 |

Team Results

| Date | Opponent | | Score | Att. |
|------------|-------------------|---|--------|-------|
| 12/02/2023 | Florida St. | W | 78-70 | 20285 |
| 01/02/2024 | at Pittsburgh | W | 70-57 | 9770 |
| 01/06/2024 | at Clemson | W | 65-55 | 9000 |
| 01/10/2024 | at NC State | W | 67-54 | 19500 |
| 01/13/2024 | Syracuse | W | 103-67 | 21750 |
| 01/17/2024 | Louisville | W | 86-70 | 20298 |
| 01/20/2024 | at Boston College | W | 76-66 | 8606 |
| 01/22/2024 | Wake Forest | W | 85-64 | 21175 |
| 01/27/2024 | at Florida St. | W | 75-68 | 10092 |
| 01/30/2024 | at Georgia Tech | L | 73-74 | 8600 |
| 02/03/2024 | Duke | W | 93-84 | 21750 |
| 02/06/2024 | Clemson | L | 76-80 | 20689 |