

#19 SYRACUSE VS. MIAMI

FEB. 15, 2024 - ACCNX - WATSCO CENTER - 6:00 PM

2023-24 SCHEDULE

Oct. 31	SAINT ROSE ^(Exhibition)	W, 77-53
Nov. 7	LAFAYETTE	W, 75-41
Nov. 10	CENTRAL CONNECTICUT STATE	W, 101-53
Nov. 15	COPPIN STATE	W, 80-47
Nov. 19	at #20/19 Maryland	L, 83-81
Nov. 24	vs. Northern Iowa ^{Southpoint Shootout (Las Vegas)}	W, 71-54
Nov. 25	vs. Iowa State ^{Southpoint Shootout (Las Vegas)}	W, 82-69
Nov. 30	Alabama ^{ACC/SEC Challenge}	W, 79-73
Dec. 4	NORTHEASTERN	W, 79-57
Dec. 9	at Ohio	W, 82-62
Dec. 18	CORNELL	W, 78-71
Dec. 21	SAINT FRANCIS	W, 85-43
Dec. 31	#13/14 NOTRE DAME *	W, 86-81
Jan. 4	at North Carolina *	L, 75-51
Jan. 7	BOSTON COLLEGE *	W, 71-64
Jan. 11	at Wake Forest *	W, 77-56
Jan. 14	CLEMSON *	W, 83-82
Jan. 18	#15/18 FLORIDA STATE *	W, 79-73
Jan. 21	at Pittsburgh *	W, 72-59
Jan. 25	at #15/18 Notre Dame *	W, 79-65
Jan. 28	VIRGINIA TECH *	L, 75-62
Feb. 1	at #16 Louisville *	L, 81-69
Feb. 4	at Boston College *	W, 75-63
Feb. 8	GEORGIA TECH *	W, 62-59
Feb. 11	#15 LOUISVILLE *	W, 73-72
Feb. 15	at Miami *	6 PM
Feb. 18	at Virginia *	2 PM
Feb. 22	DUKE *	7 PM
Feb. 25	PITTSBURGH *	2 PM
Feb. 29	at NC State *	7 PM
March 6-10	ACC Tournament in Greensboro, N.C.	

Home games in CAPS, All times are Eastern
* - Atlantic Coast Conference game

GAME COVERAGE

Location: Coral Gables, FL
Arena: Watsco Center
Television: ACCNX
Talent: Joe Zagacki (xpx) & Tamara James (analyst)
Radio: ESPN 97.7 with Tim Leonard
Live Audio: Cuse.com
Social Media: @CuseWBB, Facebook/SyracuseWBB

A SYRACUSE WIN WOULD.....

- ... Improve Syracuse's record to 21-4 and 11-3 in the ACC
- ... Give Syracuse its first 11-win ACC season since 2018-19
- ... Surpass last season's win total with (20).
- ... Improve Syracuse to 14-22 all-time vs. Miami
- ... Be the first road win over Miami since Dec. 10, 2020 (69-58)
- ... Be the 5th ACC road win, the most for SU since 2018-19

BY THE NUMBERS

- 4** Syracuse has beaten 4 top-15 teams in ACC play this season (#13 ND, #15 FSU, #15 ND, #15 LOU)
- 19** SU erased a 19-point third quarter deficit in its largest comeback win of the FLJ era vs. Clemson.
- 6** The amount of points graduate guard Alaina Rice needs to reach 1,000 in her collegiate career.
- 26** Number of consecutive home nonconference wins the Orange have dating back to 2019.
- 70** Number of points Dyaisha Fair needs to tie Brittney Griner for 5th on the all-time scoring list.

INSIDE THE MATCHUP



Syracuse Record: 20-4, 10-3 ACC
Ranking: 19/20
Head Coach: Felisha Legette-Jack
Years at Syracuse: Second Season
Alma Mater: Syracuse '89
Overall Record: 383-296 (.563)
Record at School: 40-17 (.696)

CUSE	Avg.	MIAMI
76.3	PPG	69.0
64.9	Opp. PPG	59.6
+11.4	Margin	+9.4
.425	FG%	.452
.400	FG% Def	.376
.322	3FG%	.342
.301	3FG% Def	.311
.730	FT%	.638
42.6	RPG	37.6
13.1	APG	13.5
14.8	T/O	16.7
0.9	A/T Ratio	0.8
18.0	P/T/O	-
9.5	SPG	9.7
4.8	BPG	3.7



Miami Record: 16-7, 6-6 ACC
Ranking: NR/NR
Head Coach: Katie Meier
Years at Miami: 17th Season
Alma Mater: Duke '90
Overall Record: 435-276 (.612)
Record at School: 359-231 (.608)

SYRACUSE'S PROJECTED STARTERS (BASED ON LAST GAME)

2

DYAISHA FAIR • G

5-5, 5th Yr., Rochester, N.Y.

GP-GS	PPG	RPG	APG	MIN
24-22	21.8	4.4	3.5	36.7

- Scored a season (and Syracuse career) high 38 points vs. BC (Feb. 4)
- Reigning ESPN, Naismith and USBWA Player of the Week (Feb. 12)
- The 16th player in DI history to reach 3,000 career points and currently ranks 6th with 3,213 career points. Needs 70 points to tie Brittney Griner.
- Made a program record 9 threes (9-for-14) against #15 Florida State
- Fastest player in school history to score 1,000 points (50 games)
- 2023 All-ACC First Team & All-Defensive Team, WBCA All-America HM
- Played for USA Basketball at the U23 3x3 World Cup in Poland

25

ALAINA RICE • G

5-8, Gr., Rockledge, Fla.

GP-GS	PPG	RPG	APG	MIN
24-24	10.9	5.2	2.5	29.7

- Enters Thursday's game with 994 career points
- Has scored in double figures in five of the last seven games
- Named South Point Shootout Most Outstanding Player
- Scored a career-high 26 points against Iowa State (Nov. 25)
- Began her career at FAMU where she was the MEAC Freshman of the Year in 2020, Transferred to Auburn before coming to Syracuse in August 2021

5

GEORGIA WOOLLEY • G

6-0, Jr., Brisbane, Australia

GP-GS	PPG	RPG	APG	MIN
21-21	13.1	4.9	3.2	33.0

- Scored in double figures in five of the last seven games
- Recorded her 1,000th career point against Saint Francis (Dec. 21)
- Recorded a season-high 23 points against Cornell (Dec. 18)
- Had six steals against Clemson, the most of her SU career
- Missed the first three games of the season due to a preseason injury
- Averaged 12.9 ppg as a sophomore
- Was named MAC Freshman of the Year in 2022 at Buffalo

21

SANIAA WILSON • F

6-0, Jr., Rochester, N.Y.

GP-GS	PPG	RPG	APG	MIN
22-3	6.0	4.6	0.4	16.4

- Earned her first start of the season against Boston College (Feb. 4)
- Scored a season-high 18 points at Ohio (Dec. 9)
- Played a season-high 28 minutes off the bench vs. Louisville (Feb. 1)
- Had a season-high 13 rebounds at Pittsburgh (Jan. 21)
- Played her freshman season at Buffalo with Coach Jack and transferred to Syracuse prior to last season

22

KYRA WOOD • F

6-3, Jr., Buffalo, N.Y.

GP-GS	PPG	RPG	APG	MIN
24-18	6.8	7.0	0.5	21.2

- Had a career-high six blocks against Notre Dame (Jan. 25)
- Has started a career-long 16-straight games for the Orange
- 7th in the ACC in rebounds per game (7.0)
- Grabbed a career-high 15 rebounds against Saint Francis (Dec. 21)
- Transferred to Syracuse after playing at Temple as a freshman
- Was recruited by Coach Jack in high school while FLJ was at Buffalo but wanted to explore the opportunity to go away from home for college

LAST TIME OUT

Dyaisha Fair hit a pair of clutch free throws in the final two seconds of Sunday's game to lift #23 Syracuse past #15 Louisville, 73-72, at the JMA Dome. Fair had 29 points in the win while Alyssa Latham had a career-high 6 of Syracuse's 12 blocks. After Louisville made 11 field goals in the first quarter (11-for-17), Syracuse held the Cards to just four FGs in each of the next three quarters. The win snapped an eight-game losing streak against Louisville and marked the first season split since the 2019-20 season.

SERIES HISTORY - MIAMI

Miami leads the all-time series 22-13 but the Orange have won three of the last four meetings. Last time the two met, Syracuse earned a 77-68 win at the JMA Dome on Feb. 19, 2023. Miami is 12-5 all-time against the Orange in Coral Gables, last winning at the Watsco Center on Feb. 3, 2022, 71-65.

BRACKETOLOGY

In the latest Bracketology by ESPN's Charlie Creme (Feb. 13), the Orange moved up to a 5-seed tying the highest he's projected Syracuse this season.

FOURTH QUARTER FAIR

There's no lie Dyaisha Fair is Syracuse's go-to player in a time of need. She's assisted or scored multiple clutch baskets for the Orange in key moments this season including big fourth-quarter comebacks and a pair of game-winning free throws on Sunday vs. Louisville.

During ACC play (13 games) she is averaging 13.15 points per game in the second half. More impressively, 9.15 of those points come in the fourth quarter.

In Syracuse's ACC wins, she is scoring 14.1 ppg in the second half, 9.4 of those in the final frame.

RICE APPROACHING CAREER MILESTONE

Alaina Rice, a graduate guard, is approaching the 1,000 career point mark. She needs 6 points to hit 1,000 points scored in her collegiate career that spans from FAMU to Auburn to Syracuse. Rice has scored most of her career points at SU, where she worked her way to a starting role for the Orange last season. Rice will be the third player on this year's squad with 1,000 career points. Both Dyaisha Fair and Georgia Woolley have reached the milestone over their careers that span from Buffalo to Syracuse.

DEFEND THE DOME

Syracuse has won 26-consecutive home non-conference games at The Dome. The last home non-conference loss for the Orange was against No. 1 Oregon on Nov. 24, 2020.

IZA'S TRIUMPHANT RETURN

Six-foot-five center Izabel Varejão made her first appearance in over two months and made her presence known with career highs in points (13) and rebounds (7) vs. Georgia Tech on Thursday night. She was sidelined due to an injury and had started in six of eight games until her injury in early December.

MS. 3k - IT'S FAIR!

Dyaisha Fair used a 14-point fourth quarter to will the Orange to a win on Jan. 14 vs. Clemson and in doing so reached the 3,000 career point plateau. After being fouled on a three-point attempt which would have put her at 3,002 career points on a make, Fair headed to the free throw line. She sunk the first, to land perfectly on 3,000 before lining up twice more to complete the trifecta of shots at the charity stripe. She became the 16th player in women's basketball Division I history to score 3,000 points and just the 26th out of DI basketball players (10 men have accomplished this.)

Fair enters Sunday's game with 3,213 career points and is second among active players in all three NCAA Divisions behind Caitlin Clark. Fair is 6th on the NCAA Division I Career Scoring List and needs 70 points to tie Brittney Griner for 5th.

NCAA Career Scoring List:

1. Kelsey Plum	Washington, 2013-17	3,527
2. Caitlin Clark	Iowa, 2020-Pres.	3,424
3. Kelsey Mitchell	Ohio State, 2014-18	3,402
4. Jackie Stiles	Missouri St, 1997-2001	3,393
5. Brittney Griner	Baylor, 2009-13	3,283
6. Dyaisha Fair	UB/Syracuse, 2019-pres.	3,213

*Fair scored 2,035 points at Buffalo from 2019-22

CLEANING THE GLASS

Syracuse's frontcourt has some of the top rebounders in the ACC. Alyssa Latham (7.4 rpg) sixth in the ACC in rebounds per game while Kyra Wood is 7th (7.0) making SU the only school with two players in the top-10 of rebounding in the ACC.

ORANGE IN THE POLLS

Syracuse earned its highest ranking of the season this week checking in at #19 in the Associated Press (AP) Top-25, moving up four spots from last week. The Orange moved up three spots to No. 20 in the USA Today/WBCA Coaches Poll.

BIGGEST COMEBACK OF THE FLJ ERA

Syracuse erased a 19-point deficit on Jan. 14 to defeat Clemson, 83-82, at the JMA Wireless Dome. Syracuse stormed back, with the help of 19 second half points from Dyaisha Fair, to win by the hands of an Alyssa Latham layup with seven seconds to play in regulation.

GO HARD IN THE PAINT

Syracuse is 9-0 in games that the Orange score 40+ points in the paint. 'Cuse scored a season-high 68 points in the paint against Central Connecticut State on Nov. 10.

30-PLUS WINS

Syracuse started the season with three-straight 30+ wins for the first time since the 1974 season and just the second time in program history.

BEST START!

Syracuse's 17-2 start was the best in over a decade. Last time SU began the season with such a great start was the 2012-13 season.

7-1 was also the best start SU has ever had in conference play (Big East, ACC). Prior to this season the best start for the Orange in the ACC was 4-1. Last time Syracuse was 6-1 in conference Coach Jack and assistant coach Sue Ludwig were sophomores on the team (1985-86, Big East).

SU (20-4, 10-3 ACC) enters Thursday's game at Miami one game behind Virginia Tech and second in the ACC standings.

NEW KID ON THE BLOCK

Maddy Potts arrived on campus Dec. 27 after traveling for 30 hours from her hometown in Victoria, Australia, and joined the Orange immediately in practices over the holiday break. The mid-year enrollee has been practicing with the Orange for several weeks now but has yet to dress for a game this season.

WOOLLEY FROM DOWNTOWNUNDER

Junior Georgia Woolley, a Brisbane, Australia, native, scored her 1,000th career point against Saint Francis on Dec. 21. She drained a three to land perfectly on 1k in front of her parents and sister who were visiting from Australia and watching her play in person for the first time in college.

ACC VS. SEC - WHO'S THE BEST

Women's college basketball fans will have to continue the debate for another year after the inaugural ACC/SEC Challenge saw a 7-7 split in 2023. The Orange were one of two ACC schools to have both its men's and women's basketball teams win their respective games; Virginia was the other.

Ironically, the men's ACC/SEC Challenge also was split 7-7 in the 14 games.

ORANGE OVERSEAS

Syracuse will travel overseas for a summer foreign tour in 2024. Felisha Legette-Jack and her squad is currently fundraising to take the team to Greece for an educational, cultural and competitive trip. It will be the first international trip for the Orange in almost a decade.

ORANGE PICKED 9TH IN THE ACC

Syracuse was picked to finish ninth in the ACC this season. The Orange went 9-9 in FLJ's first season and earned the No. 9 seed to the ACC Tournament. Additionally, Dyaisha Fair was selected as Preseason All-ACC.

NEW FACES TO THE SQUAD

Syracuse added five newcomers for this season's team. Graduate transfers Dominique Camp and Izabel Varejao add experience while the freshman class of Sophie Burrows, Alyssa Latham and Marilena Triantafylli add athleticism and height to the Orange roster. Additionally, Syracuse signed Madeline Potts, a native of Victoria, Australia, who will enroll in the spring semester.

OH CAPTAIN, MY CAPTAIN!

Dyaisha Fair, Dominique Camp and Kyra Wood will serve as team captains for the 2023-24 season. Team captains were decided by the student-athletes and coaching staff prior to the start of the season. This is the second-consecutive year Fair and Wood were named captain.

FLJ IS HOME

Felisha Legette-Jack returned home to Syracuse on March 26, 2022 when she was named the eighth head coach in Syracuse women's basketball history. The Syracuse, N.Y., native led Nottingham High School to a pair of New York State Championships before playing for the Orange. In her freshman season, she was named BIG EAST Freshman of the Year and helped guide the team to the 1985 BIG EAST Tournament Championship and its first appearance in the NCAA Tournament.

By the time of her graduation, Legette-Jack was the all-time leader in career points and rebounds. Her 1,526 career points currently rank eighth in program history and she is fourth in career rebounds with 927. Legette-Jack was the first player in program history to be named Fast Break Magazine All-American honorable mention. She served as an assistant coach for the Orange for seven seasons from 1993-2000.

Her jersey became the first women's jersey to be retired in Syracuse Athletics history on Nov. 14, 2021.

CHARACTER. ACADEMICS. BASKETBALL.

Coach Jack's program stands on the three pillars of CHARACTER, ACADEMICS, and BASKETBALL.

Character: Choose the harder right over the easier wrong

Academics: Excel in the classroom

Basketball: Passion every play

Hard word, determination and perseverance will be the key ingredients to the team's success. Fans can expect the team to play aggressively, together and to fight for each other every minute of the game. The Orange will pursue greatness in the classroom and on the court.

LEGACY LEX

Sophomore guard Lexi McNabb is no stranger to Syracuse University. She was born to BLEED ORANGE. The daughter of legendary Syracuse football and NFL quarterback Donovan McNabb '99 and women's basketball alumnae Raquel 'Roxy' McNabb '98, Lexi is here at Syracuse to write her own story and leave her own legacy. Originally committed to Buffalo, Lexi made the easy decision to join Coach Jack at Syracuse when she was named head coach. Roxy McNabb was a four-year letterwinner and point guard for the women's basketball team when Coach Jack was an assistant coach in the mid-1990s.

FLI AND WEEZY REUNITED

Felisha Legette-Jack's biggest recruit when she was named head coach was former teammate and best friend of 38 years, Sue Ludwig. Fli and Weezy, their beloved college nicknames, reunited this past March when Ludwig stepped down as girl's basketball head coach of Westhill High School after 31 years. Ludwig is the all-time winningest high school girls basketball coach in the state of New York with a state championship and many federation championships under her belt.

Despite having never coached at the collegiate level, Legette-Jack knew that one day Ludwig would join her on the sidelines if she became the head coach of their alma mater. That dream came true in March.

JOHN A. LALLY ATHLETICS COMPLEX

A The John A. Lally Athletics Complex entranceway is complete! The first milestone in the ongoing multi-million dollar, multi-year capital campaign to build a new home for the Orange welcomes alumni, friends, staff, coaches, student-athletes and prospective student-athletes and their families. When completed, the Lally Athletics Complex will stand as a state-of-the-art academics and athletics village serving all 20 Syracuse teams and more than 600 student-athletes.

A key priority of Forever Orange, Syracuse University's comprehensive capital campaign, the Lally Athletics Complex will elevate the student-athlete experience and provide a first-rate facility to help the department continue to develop, recruit and retain high caliber student-athletes. Thanks to the leadership support of Lally, a three-time Orange football letterwinner, and his wife, Laura, this vision is steadily becoming a reality.

Lally, a graduate of the Martin J. Whitman School of Management and an offensive guard for the Orange from 1977-82, made a \$25 million gift commitment in 2019 to jumpstart the campaign and help inspire fellow alumni, fans and donors to support.

The new front entrance and expanded meeting space that features engaging interactive technology and state-of-the-art video boards opened on February 20, 2023. Future plans for the complex call for the second level of the entranceway to be expanded into a student-athlete academic success center.

Momentum for the campaign is building as the 'Cuse Athletics Fund ('CAF) and Syracuse University continue to fundraise for the next phases of the Lally Athletics Complex, which was known as Manley Field House for nearly 60 years. The \$150 million campaign includes the creation of a new Football Operations Center and the 'One Team' Olympic Sports Center, which house updated dining and nutrition facilities, renovated locker rooms, medical training and strength and conditioning facilities, and modernized displays honoring the history of Syracuse Athletics.

JMA WIRELESS DOME & UPGRADES

On May 19, 2022, Syracuse University announced that JMA Wireless, a global leader in the wireless industry and 5G technology headquartered in Syracuse, entered a 10-year naming rights partnership, ending the 40-year legacy of the Carrier Dome name and ushering in the JMA Wireless Dome era (or JMA Dome for short).

The University announced last winter that it will build on that momentum with the installation of upgraded chairback seating and the introduction of new premium offerings throughout the venue. Bench seating will be replaced throughout the 100, 200 and 300 levels, resulting in added comfort and accessibility. It also means the JMA Dome will have a new seat map and revised capacities for football, men's basketball, women's basketball, men's lacrosse and women's lacrosse competitions.

QUICK FACTS

GENERAL INFORMATION

School	Syracuse University
Location	Syracuse, N.Y.
Founded	1870
Enrollment	15,226
Chancellor	Kent D. Syverud
Athletic Director	John Wildhack
Faculty Athletics Representative	Dr. Mary Graham
Senior Women's Administrator	Kirsten Elleby
Nickname	Orange
Color	Orange
Arena (Capacity)	JMA Wireless Dome (35,642)
Affiliation	NCAA Division I
Conference	Atlantic Coast Conference

Program History

First Season	1971-72
All-Time Record	787-657 (.545)
NCAA Tournament Appearances/Last	13/2021

Coaching Staff

Head Coach	Felisha Legette-Jack
Record at Syracuse	40-17 (.696)
Career Record	383-296 (.563)
Assistant Coach	Sue Ludwig, Syracuse '88
Assistant Coach	Kristen Sharkey, Buffalo '15
Assistant Coach	Khyreed Carter, Michigan State '15
Video Coordinator	Steven Gilbert, Florida State '13
Director of Operations	Amber Moore, Illinois '13

Media Information

Primary Contact	Olivia Coiro
Cell Phone	315-802-8737
E-Mail Address	oacoiro@syr.edu

Team Information

2022-23 Record	20-13
2022-23 Conference Record/Finish	9-9, 9th
2022-23 Home Record	15-3
2022-23 Away Record	5-9
2022-23 Neutral Record	0-1
2023 Postseason	WNIT Super 16
Starters Returning/Lost	4/1
Players Returning/Lost	8/5
Newcomers	5

Starters Returning

Dyaisha Fair	5-5, Gr., Guard
Georgia Woolley	6-0, Jr., Guard
Kyra Wood	6-3, Jr., Forward
Alaina Rice	5-8, Gr., Guard

Other Players Returning*

Lexi McNabb	5-7, So., Guard
Kennedi Perkins	5-6, So., Guard
Saniaa Wilson	6-0, Jr., Forward
Cheyenne McEvans	5-9, Sr., Guard

Newcomers

Sophie Burrows	6-0, Fr., Guard/Forward
Alyssa Latham	6-2, Fr., Forward
Marilena Triantafylli	6-5, Fr., Center
Dominique Camp	5-7, Gr., Guard
Izabel Varejão	6-2, Gr., Center

SYRACUSE ROSTER

NUMERICAL ROSTER

No.	Name	Pos.	Ht.	Class	Hometown/High School/Previous School
0	Madeline Potts	G	6-0	Fr.	Doncaster, Victoria, Australia/Templestowe College
1	Kennedi Perkins	G	5-6	So.	Bolingbrook, Ill. / Bolingbrook HS
2	Dyaisha Fair	G	5-5	Gr.	Rochester, N.Y. / Edison Tech HS / Buffalo
4	Sophie Burrows	G	6-2	Fr.	Lower Plenty, Victoria, Australia/Viewbank College
5	Georgia Woolley	G	6-0	Jr.	Brisbane, Australia / St. Paul's School / Buffalo
11	Lexi McNabb	G	5-7	So.	Chandler, Ariz. / Lincon Prep HS
12	Cheyenne McEvans	G	5-9	Sr.	Detroit, Mich. / Southfield A&T / Buffalo
15	Marilena Triantafylli	C	6-5	Fr.	Athens, Greece/2nd GEL of Agia Paraskevi
21	Saniaa Wilson	F	6-0	Jr.	Rochester, N.Y. / Bishop Kearney / Buffalo
22	Kyra Wood	F	6-3	Jr.	Buffalo, N.Y. / City Honors School / Temple
23	Alyssa Latham	F	6-2	Fr.	Glenwood, Ill./Homewood-Flossmoor HS
24	Dominique Camp	G	5-8	Gr.	Dayton, Ohio/Lakota West HS/Akron
25	Alaina Rice	G	5-8	Gr.	Rockledge, Fla. / IMG Academy / Auburn
34	Izabel Varejão	C	6-2	Gr.	Vitoria-Espirito Santo, Brazil/Neuse Christian Academy (Raleigh, N.C.) / Michigan

ALPHABETICAL ROSTER

No.	Name	Pos.	Ht.	Class	Hometown/High School/Previous School
4	Sophie Burrows	G	6-2	Fr.	Lower Plenty, Victoria, Australia/Viewbank College
24	Dominique Camp	G	5-8	Gr.	Dayton, Ohio/Lakota West HS/Akron
2	Dyaisha Fair	G	5-5	Y5	Rochester, N.Y. / Edison Tech HS / Buffalo
23	Alyssa Latham	F	6-2	Fr.	Glenwood, Ill./Homewood-Flossmoor HS
12	Cheyenne McEvans	G	5-9	Sr.	Detroit, Mich. / Southfield A&T / Buffalo
11	Lexi McNabb	G	5-7	So.	Chandler, Ariz. / Lincon Prep HS
1	Kennedi Perkins	G	5-6	So.	Bolingbrook, Ill. / Bolingbrook HS
0	Madeline Potts	G	6-0	Fr.	Doncaster, Victoria, Australia/Templestowe College
25	Alaina Rice	G	5-8	Gr.	Rockledge, Fla. / IMG Academy / Auburn
15	Marilena Triantafylli	C	6-5	Fr.	Athens, Greece/2nd GEL of Agia Paraskevi
34	Izabel Varejão	C	6-2	Gr.	Vitoria-Espirito Santo, Brazil/Neuse Christian Academy (Raleigh, N.C.) / Michigan
21	Saniaa Wilson	F	6-0	Jr.	Rochester, N.Y. / Bishop Kearney / Buffalo
22	Kyra Wood	F	6-3	Jr.	Buffalo, N.Y. / City Honors School / Temple
5	Georgia Woolley	G	6-0	Jr.	Brisbane, Australia / St. Paul's School / Buffalo

WOMEN'S BASKETBALL STAFF

Head Coach: Felisha Legette-Jack, Second Season as Head Coach (Syracuse '88, G '99)
Assistant Coach: Khyreed Carter, Second Season (Michigan State '15, '17)
Assistant Coach: Sue Ludwig, Second Season (Syracuse '88, Oswego '99)
Assistant Coach/Recruiting Coordinator: Kristen Sharkey, Second Season (Buffalo '15, G '21)
Director of Basketball Operations: Amber Moore, Second Season (Illinois '13, Saint Leo '19)
Video Coordinator: Steven Gilbert, First Season (Florida State '13, Grand Canyon G '17)
Academic Coordinator: Oliver Haney, Ninth Season (Syracuse '11)
Associate Athletic Trainer: Karen McKinney, 26th Season (Iowa '93)
Assistant Strength and Conditioning Coach: Matt Wietslispach, First Season (Niagara '10)
Assistant Equipment Manager: Dan Shworles, 23rd Season (Xavier '00)
Assistant Director of Athletic Communications: Olivia Coiro, Seventh Season (Lasell '12)
Creative Content Producer: Hannah Lewandoski, First Season (Maryland '21)

PRONUNCIATION GUIDE

2 Dyaisha Fair	DEE-asia Fair	25 Alaina Rice	uh-LAY-nuh
12 Cheyenne McEvans	SHY-anne	34 Izabel Varejao	VAIR-ee-zhau
15 Marilena Triantafylli	TRY-enta-PHILLY		
21 Saniaa Wilson	Suh-NY-uh	Felisha Legette-Jack	Luh-GET Jack

SYRACUSE ROSTER BREAKDOWN

BY POSITION

Guards (9)

Dyaisha Fair	Dominique Camp
Sophie Burrows	Cheyenne McEvans
Lexi McNabb	Kennedi Perkins
Madeline Potts	Alaina Rice
Georgia Woolley	

Forwards (5)

Sanjaa Wilson	Alyssa Latham
Kyra Wood	Izabel Varejão

Centers (1)

Marilena Triantafylli

BY CLASS

Freshmen (4)

Alyssa Latham	Sophie Burrows
Marilena Triantafylli	Madeline Potts

Sophomores (2)

Kennedi Perkins	Lexi McNabb
-----------------	-------------

Juniors (3)

Georgia Woolley	Kyra Wood
Sanjaa Wilson	

Seniors (1)

Cheyenne McEvans

Fifth Years/Grads (4)

Dyaisha Fair	Izabel Varejão
Dominique Camp	Alaina Rice

BY STATE/COUNTRY

Arizona (1)

Lexi McNabb

New York (3)

Dyaisha Fair
Sanjaa Wilson
Kyra Wood

Florida (1)

Alaina Rice

Ohio (1)

Dominique Camp

Australia (3)

Georgia Woolley
Sophie Burrows
Madeline Potts

Illinois (2)

Kennedi Perkins
Alyssa Latham

Brazil (1)

Izabel Varejão

Michigan (1)

Cheyenne McEvans

Greece (1)

Marilena Triantafylli

FOLLOW THE ORANGE

TWITTER

Sophie Burrows	N/A
Dominique Camp	@Dcamp_6
Dyaisha Fair	@DyaishaFair
Alyssa Latham	@Dlyss32
Cheyenne McEvans	@Chey12_
Lexi McNabb	@McNabbLexi
Kennedi Perkins	@KPBallin1
Madeline Potts	
Alaina Rice	@AlainaRice25
Marilena Triantafylli	N/A
Izabel Varejão	@Izafvda
Sanjaa Wilson	@21SWilson
Kyra Wood	@kyy_wood
Georgia Woolley	@gwoolleyy5

INSTAGRAM

Sophie Burrows	@Sophie.burrows_
Dominique Camp	@dcamp.11
Dyaisha Fair	@Dyaisha_Fair
Alyssa Latham	@Lysslyss_21
Cheyenne McEvans	@cheym12
Lexi McNabb	@mcnabblexi
Kennedi Perkins	@KPBallin1
Madeline Potts	
Alaina Rice	@alainarice_25
Marilena Triantafylli	@Marilenatrii
Izabel Varejão	@Izavarejao
Sanjaa Wilson	@sanjaa.wilson
Kyra Wood	@kyy.wood
Georgia Woolley	@georgia.woolleyy

TIKTOK

Sophie Burrows	@SophieB38
Dominique Camp	@dcamp.11
Dyaisha Fair	@dyaishafair
Alyssa Latham	N/A
Cheyenne McEvans	@chey.supreme
Lexi McNabb	
Kennedi Perkins	@KPBallin1
Madeline Potts	
Alaina Rice	@amoney2525
Marilena Triantafylli	N/A
Izabel Varejão	N/A
Sanjaa Wilson	@sanaaa2112
Kyra Wood	@kyyy.wood
Georgia Woolley	@georgiawoolley20

ROSTER BY MAJOR

Sophie Burrows	Undeclared (College Arts & Sciences)
Dominique Camp	Sport Venue & Event Management (Masters)
Dyaisha Fair	Communications & Rhetorical Studies
Alyssa Latham	Undeclared (College of Arts & Sciences)
Cheyenne McEvans	Psychology
Lexi McNabb	Undeclared (Whitman School of Management)
Kennedi Perkins	Electrical Engineering
Madeline Potts	
Alaina Rice	Entrepreneurship & Emerging Enterprises (Masters)
Marilena Triantafylli	Psychology
Izabel Varejão	Advanced Media Management (Grad Certificate)
Sanjaa Wilson	Communications & Rhetorical Studies
Kyra Wood	aBroadcast & Digital Journalism
Georgia Woolley	Communications & Rhetorical Studies

THE HARD HAT

The blinged-out hard a symbol of the blue collar mentality Coach Jack has instilled in the Syracuse program. The hard hat, decorated with rhinestones and glitter, is given out by the coaching staff to the player that "came to work and did their job". It's not always the player with the best stat line, but the player that does "all the little things" to help SU win.

Lafayette	Alaina Rice
Central Connecticut	Izabel Varão
Coppin State	Alaina Rice
Northern Iowa	Kyra Wood
Iowa State	Dyaisha Fair
Alabama	Alyssa Latham
Northeastern	Georgia Woolley
Ohio	Sanjaa Wilson
Cornell	Georgia Woolley
Saint Francis	Dominique Camp
Notre Dame	Alyssa Latham
Boston College	Sophie Burrows
Wake Forest	Dyaisha Fair
Clemson	Dyaisha Fair
Florida State	Kennedi Perkins
Pittsburgh	Georgia Woolley
Notre Dame	Alaina Rice
Boston College	Dyaisha Fair
Georgia Tech	Izabel Varão/Coach Sue
Louisville	Alyssa Latham

WATCH LISTS

Preseason All-ACC	Dyaisha Fair
Nancy Lieberman Preseason Watch List	Dyaisha Fair
Naismith Trophy Midseason Team	Dyaisha Fair

HEAD COACH FELISHA LEGETTE-JACK



Felisha Legette-Jack, a 1989 graduate of Syracuse University and Orange All-American, is home. The Syracuse native and 20-year collegiate head coach took the reins of the Orange basketball program on March 26, 2022.

Legette-Jack is synonymous with Syracuse women's basketball success. The 1985 BIG EAST Conference Freshman of the Year, three-time All-BIG EAST selection and Syracuse's first two-time honorable mention All-American. Legette-Jack helped lead the Orange to their first BIG EAST Championship and NCAA Tournament appearance in school history. More than 30 years later, she still ranks in the top-10 on Syracuse's career scoring and rebounding lists. She is one of three players in program history to score more than 1,500 points (1,526) and grab more than 900 rebounds (927).

The Orange laid a solid foundation in Legette-Jack's first season as head coach in 2022-23. The Orange legend led Syracuse to its first postseason appearance since 2021 and became the first head coach in program history to guide SU to the postseason in their first season at the helm. Syracuse posted a 20-13 record overall and reached the Super 16 of the Women's NIT. Under Legette-Jack's guidance, senior guard Dyaisha Fair was named All-ACC First Team and garnered WBCA All-America honorable mention.

Off the court, the Orange were active in the community and posted the best fall and spring semester grade point averages (GPAs) in the last decade. A record eight Orange were named to the ACC All-Academic Team paced by College Sports Communicators (previously CoSIDA) Academic All-District honoree Darianna Lewis.

One of the all-time Orange greats, Legette-Jack returned to her hometown with more than 30 years of coaching experience. She spent the last 10 years building the University at Buffalo's women's program into one of the perennial powers in the Mid-American Conference (MAC), leading the Bulls to four NCAA Tournaments, including the 2018 Sweet Sixteen. She is the all-time winningest coach in Bulls history with a 202-115 record and four MAC Tournament Championships. During her career she has guided three different Division I programs to a combined 13 winning seasons, nine postseason berths and six 20-win seasons, and has accrued a 343-279 record.

Legette-Jack led Nottingham High School to a pair of state titles before attending Syracuse, where she was a standout on Coach Barbara Jacobs' teams from 1984-89.

At Syracuse, Legette-Jack earned BIG EAST Freshman of the Year honors after helping lead the Orange to their first BIG EAST Championship in school history. As a sophomore, Legette-Jack averaged a double-double (15.8 ppg and 10.1 rpg) en route to honorable mention All-America honors and All-BIG EAST recognition. The next year she earned honorable mention All-America and All-BIG EAST Second Team recognition. After missing the 1987-88 season due to a knee injury, she returned to earn the court earn All-BIG EAST honors for the fourth time in 1988-89. She finished her career as the program's all-time leader in points, rebounds, field goals made and attempted, and free throws made and attempted.

After graduating from Syracuse with bachelor's degrees in child and family studies and psychology in 1989, Legette-Jack began her coaching career at Westhill Senior High School on the city's West side in 1989. She made the move to the collegiate level as an assistant at Boston College from 1991-93 and never looked back.

Following her stint at BC, Legette-Jack returned home to Syracuse as an assistant on Coach Marianna Freeman's staff from 1993-2000. She left in 2000 to become an assistant coach at Michigan State for two seasons, before landing her first head coaching job at Hofstra in 2002.

In four years, Legette-Jack turned Hofstra's program around. During her final season Hofstra was 19-12 and advanced to the second round of the Women's National Invitational Tournament (WNIT).

Named head coach at Indiana University in 2006, Legette-Jack guided the that program for six years. She led the Hoosiers to consecutive WNITs in her first three seasons, including a 20-win season and WNIT Quarterfinal appearance in 2009.

In 2012, she returned to the Empire State when she was named the head coach at Buffalo. Legette-Jack put the UB program on the map during her decade in the Queen City. She led four Buffalo teams to four NCAA Tournaments, most recently this season, and developed the first WNBA Draft pick in school history, Cierra Dillard, who was selected by the Minnesota Lynx in 2019. Her UB teams have had five 20-win seasons and averaged more than 19 wins a campaign during her tenure.

The 2021-22 Bulls posted a 25-9 record, including a 16-4 mark in MAC play, and were 14-1 at home. Legette-Jack developed three All-MAC honorees in Dyaisha Fair, Georgia Woolley and Summer Hemphill. Fair finished the season ranked fourth in the nation in scoring average (23.4 points per game) and Woolley also earned MAC Freshman of the Year honors.

The Bulls had their most successful season in 2017-18, posting a 29-6 record, including 12-0 at home. UB earned the first NCAA at-large bid for the MAC since 1996 and danced its way to the Sweet Sixteen for the first time in school history.

Legette-Jack is enshrined in multiple halls of fame, including the Greater Syracuse Hall of Fame, the Syracuse Urban Sports Hall of Fame and the Syracuse University Orange Plus Hall of Fame. She was named to the BIG EAST Silver Anniversary team in 2004 and became the first female in Syracuse University history to have her jersey retired last fall when her No. 33 jersey was raised to the rafters of the Carrier Dome on Nov. 14, 2021.

Born Sept. 4, 1966, in Syracuse, Legette-Jack and her husband David, have one son, David Maceo, who is currently playing professional basketball in England for the Cheshire Phoenix.

THE FELISHA LEGETTE-JACK COACHING FILE

Years	School (Record)	Position
2022-Present	Syracuse (39-17)	Head Coach
2012-22	Buffalo (202-116)	Head Coach
2006-12	Indiana (87-100)	Head Coach
2002-06	Hofstra (54-63)	Head Coach
2000-02	Michigan State	Assistant Coach
1993-2000	Syracuse	Assistant Coach
1991-93	Boston College	Assistant Coach
1989-91	Westhill HS	Head Coach



Felisha Legette-Jack with her husband, David Jack, and their son David Maceo on her first day as head coach at Syracuse.

TOP-25 NATIONAL POLLS

Associated Press Poll

Week 15

No.	Team	Record	Points
1	South Carolina (35)	23-0	875
2	Ohio State	21-3	821
3	Stanford	22-3	788
4	Iowa	22-3	726
5	Texas	22-3	708
6	NC State	21-3	703
7	Kansas State	21-3	631
8	Colorado	20-4	625
9	UCLA	19-4	565
10	Southern Cal	17-4	555
11	Oregon State	20-3	514
12	Virginia Tech	20-4	509
13	LSU	20-4	472
14	Indiana	20-3	432
15	UConn	20-5	398
16	Notre Dame	18-5	340
17	Gonzaga	24-2	300
18	Louisville	20-5	299
19	<i>Syracuse</i>	<i>20-4</i>	<i>223</i>
20	Creighton	20-3	200
21	Baylor	18-5	172
22	Utah	18-7	142
23	Oklahoma	17-6	135
24	West Virginia	20-3	85
25	Princeton	18-3	71

OTHERS RECEIVING VOTES: UNLV 41, Fairfield 29, North

Carolina 4, Duke 4, Saint Joseph's 4, Nebraska 1, Mississippi St. 1, Tennessee 1, Michigan St. 1

2023-24 Opponents in BOLD

USA Today Coaches Poll

Week 15

No.	Team	Record	Points
1	South Carolina	23-0	800
2	Ohio State	21-3	760
3	Stanford	22-3	724
4	Iowa	22-3	671
5	Texas	22-3	650
6	Kansas State	21-3	624
7	NC State	21-3	615
8	Colorado	20-4	541
9	UCLA	19-4	523
10	Southern California	18-4	486
11	LSU	21-4	463
12	Indiana	20-3	427
13	Virginia Tech	20-4	415
14	UConn	20-5	411
15	Oregon State	20-3	386
16	Gonzaga	24-2	356
17	Notre Dame	18-5	297
18	Louisville	20-5	272
19	Creighton	20-3	231
20	<i>Syracuse</i>	<i>20-4</i>	<i>206</i>
21	Baylor	18-5	166
22	Utah	18-7	103
23	West Virginia	20-3	85
24	Princeton	18-3	75
25	Oklahoma	17-6	55

Dropped out: No. 25 UNLV

Others receiving votes: UNLV 39; Saint Joseph's 8; **Florida State 3; Ball State 2; Fairfield 2; Michigan State 2; Duke 1; Tennessee 1.**

2023-24 Opponents in BOLD

ACC STANDINGS

	ACC	Pct.	Home	Away	Overall	Pct.	Home	Away	Neutral	Streak
Virginia Tech	11-2	.846	7-0	4-2	20-4	.833	13-0	5-3	2-1	W7
Syracuse	10-3	.769	6-1	4-2	20-4	.833	13-1	5-3	2-0	W3
NC State	9-3	.750	5-1	4-2	21-3	.875	12-1	6-2	3-0	W1
Louisville	9-3	.750	6-0	3-3	20-5	.800	13-0	5-4	2-1	L1
Notre Dame	8-4	.667	3-2	5-2	18-5	.783	8-2	9-2	1-1	W1
Duke	8-4	.667	6-0	2-4	16-7	.696	12-2	4-5	0-0	W3
Florida State	8-5	.615	5-2	3-3	17-8	.680	11-3	5-3	1-2	L1
North Carolina	7-5	.583	5-1	2-4	15-9	.625	11-2	2-4	2-3	L4
Miami	6-6	.500	4-1	2-5	16-7	.696	13-1	3-5	0-1	W2
Georgia Tech	5-8	.385	3-4	2-4	14-11	.560	9-5	4-5	1-1	L2
Clemson	4-8	.333	3-3	1-5	11-13	.458	9-4	1-7	1-2	L1
Virginia	4-9	.308	1-5	3-4	12-12	.500	7-7	4-4	1-1	W2
Boston College	3-10	.231	3-3	0-7	11-15	.423	10-4	1-9	0-2	L7
Pitt	1-11	.083	0-7	1-4	7-18	.280	5-9	1-6	1-3	L5
Wake Forest	0-12	.000	0-6	0-6	4-20	.167	3-10	0-9	1-1	L12

*Through games 2/14

ACC PRESEASON COACHES POLL

Team (First Place Votes)	Votes
Virginia Tech	1116
Notre Dame	1052
North Carolina	973
Louisville	867
Florida State	855
Miami	702
Duke	686
NC State	652
Syracuse	504
Virginia	438
Clemson	395
Georgia Tech	342
Boston College	226
Wake Forest	192
Pitt	120

ACC IN THE NET RANKINGS

Team	Rank	Previous
Notre Dame	10	10
NC State	14	14
Virginia Tech	18	18
Louisville	20	20
Duke	21	21
North Carolina	29	29
Miami (FL)	37	37
Florida St.	38	38
Syracuse	39	39
Virginia	65	65
Georgia Tech	69	69
Clemson	80	80
Boston College	92	92
Wake Forest	145	145
Pittsburgh	163	164

ORANGE IN THE POLLS

Week	AP (Votes)	USA Today (Votes)
Preseason	N/A	N/A
2	N/A	N/A
3	N/A	N/A
4	N/A	RV (2)
5	RV (2)	RV (10)
6	N/A	RV (16)
7	RV (3)	RV (17)
8	RV (1)	RV (18)
9	25	RV (42)
10	RV (15)	RV (45)
11	RV (25)	25
12	22	22
13	21	23
14	23	23
15	19	20
16		
17		
18		

AROUND THE ACC

THURSDAY, FEB. 15

Florida State at Wake Forest	Winston-Salem, NC	6 PM
NC State at Notre Dame	South Bend, IN	6 PM
Pittsburgh at North Carolina	Chapel Hill, NC	6 PM
Syracuse at Miami	Coral Gables, FL	6 PM
Louisville at Boston College	Chestnut Hill, MA	7 PM
Georgia Tech at Clemson	Clemson, SC	7 PM
Duke at Virginia Tech	Blacksburg, VA	8 PM

SUNDAY, FEB. 18

Georgia Tech at NC State	Raleigh, NC	12 PM
Pittsburgh at Clemson	Clemson, SC	12 PM
Syracuse at Virginia	Charlottesville, VA	2 PM
Virginia Tech at Louisville	Louisville, KY	2 PM
Florida State at Miami	Coral Gables, FL	4 PM
North Carolina at Wake Forest	Winston-Salem, NC	6 PM

MONDAY, FEB. 19

Notre Dame at Duke	Raleigh, NC	7 PM
--------------------	-------------	------

AWARDS & HONORS

ACC Freshman of the Week..... Alyssa Latham (Dec. 4)

ACC Player of the Week Dyaisha Fair (Jan. 22)

USBWA Player of the Week..... Dyaisha Fair (Jan. 23)

..... Dyaisha Fair (Feb. 13)

ACC Player of the Week Dyaisha Fair (Feb. 5)

ESPN Player of the Week Dyaisha Fair (Jan. 12)

ESPN Coach of the Week Coach Jack (Jan. 12)

Naismith Player of the Week .. Dyaisha Fair (Jan. 13)

CHARTING THE ORANGE

Times Led Team in Points

	Season	at SU
Dyaisha Fair	19	43
Georgia Woolley	5	8
Alyssa Latham	1	1
Alaina Rice		3
Saníaa Wilson		1

Times Led Team in Rebounds

	Season	at SU
Kyra Wood	8	10
Alyssa Latham	8	8
Saníaa Wilson	5	9
Dyaisha Fair	4	4
Georgia Woolley	3	4
Alaina Rice	3	10
Sophie Burrows	1	1

Times Led Team in Blocks

	Season	at SU
Kyra Wood	11	18
Alyssa Latham	12	12
Georgia Woolley	4	8
Izabel Varejão	5	5
Saníaa Wilson	4	9
Alaina Rice	2	6
Sophie Burrows	2	2
Kennedi Perkins	2	2
Marilena Triantafylli	1	1
Dyaisha Fair	1	2

Times Led the Team in Steals

	Season	at SU
Dyaisha Fair	13	26
Alaina Rice	9	18
Georgia Woolley	8	18
Sophie Burrows	4	4
Alyssa Latham	5	5
Kennedi Perkins	2	2
Kyra Wood	2	4

Izabel Varejão	1	1
Saníaa Wilson	1	1
Lexi McNabb		1
Cheyenne McEvans		1

Times Led Team in Assists

	Season	at SU
Dyaisha Fair	12	30
Georgia Woolley	9	12
Alaina Rice	5	10
Sophie Burrows	2	2
Kennedi Perkins	2	2
Alyssa Latham	1	1

Double-Figure Scoring Games

	Season	at SU
Dyaisha Fair	23	56
Georgia Woolley	15	31
Alaina Rice	12	22
Alyssa Latham	11	11
Kyra Wood	6	6
Sophie Burrows	3	3
Izabel Varejão	3	3
Saníaa Wilson	1	5
Kennedi Perkins		1

Double Figure Rebounding Games

	Season	at SU
Alyssa Latham	8	8
Kyra Wood	7	7
Alaina Rice	3	6
Saníaa Wilson	1	2
Dyaisha Fair	1	1
Georgia Woolley	1	1

Double-Doubles

	Season	at SU
Alyssa Latham	6	6
Kyra Wood	3	3

Alaina Rice	2	2
Dyaisha Fair	1	1
Georgia Woolley	1	1
Saníaa Wilson		1

20-Point Game

	Season	at SU
Dyaisha Fair	13	30
Georgia Woolley	4	9
Alyssa Latham	2	2
Alaina Rice	1	1

30-Point Games

	Season	at SU
Dyaisha Fair	2	3

Consecutive Games in Double Figures

	Season	at SU
Dyaisha Fair	19^	38
Alyssa Latham	3	3
Alaina Rice	6	6
Izabel Varejão	2	2
Georgia Woolley	6	12
Kyra Wood	2	2
Saníaa Wilson		2

Consecutive Games Started

	Season	at SU
Alaina Rice	24^	36^
Dyaisha Fair	13^	36
Sophie Burrows	3	3
Izabel Varejão	4	4
Alyssa Latham	21	21
Georgia Woolley	21^	21^
Kyra Wood	16^	16^
Saníaa Wilson	3^	4
Kennedi Perkins		2

^ - Current Trend

STARTING LINEUP BY GAME

LAFAYETTE	Fair	Rice	Burrows	Latham	Varejão
CENTRAL CONN.	Fair	Rice	Burrows	Latham	Varejão
COPPIN STATE	Perkins	Rice	Burrows	Latham	Varejão
MARYLAND	Fair	Rice	Woolley	Latham	Varejão
N. IOWA	Fair	Rice	Woolley	Latham	Wood
IOWA STATE	Fair	Rice	Woolley	Latham	Wood
ALABAMA	Fair	Rice	Woolley	Latham	Varejão
NORTHEASTERN	Fair	Rice	Woolley	Latham	Varejão
OHIO	Fair	Rice	Woolley	Latham	Wood
CORNELL	Fair	Rice	Woolley	Latham	Wood
SAINT FRANCIS	Fair	Rice	Woolley	Latham	Wood
NOTRE DAME	Fair	Rice	Woolley	Latham	Wood
NORTH CAROLINA	Fair	Rice	Woolley	Latham	Wood
BOSTON COLLEGE	Fair	Rice	Woolley	Latham	Wood
WAKE FOREST	Fair	Rice	Woolley	Latham	Wood
CLEMSON	Fair	Rice	Woolley	Latham	Wood
FLORIDA STATE	Fair	Rice	Woolley	Latham	Wood
PITTSBURGH	Fair	Rice	Woolley	Latham	Wood
NOTRE DAME	Fair	Rice	Woolley	Latham	Wood
VIRGINIA TECH	Fair	Rice	Woolley	Latham	Wood
LOUISVILLE	Fair	Rice	Woolley	Latham	Wood
BOSTON COLLEGE	Fair	Rice	Woolley	Wilson	Wood
GEORGIA TECH	Fair	Rice	Woolley	Wilson	Wood
LOUISVILLE	Fair	Rice	Woolley	Wilson	Wood
MIAMI					
VIRGINIA					
DUKE					
PITTSBURGH					
NC STATE					

GAME-BY-GAME BREAKDOWN

Date	Game Opponent	Time (EST)	TV	Jersey	Opening Tip	First Point(s)	Attendance	Result
Nov. 7	Lafayette	7:00 PM	ACCNX	White	Syracuse	Burrows (Three)	1,162	W, 75-41
Nov. 10	Central Connecticut	7:00 PM	ACCNX	White	Syracuse	Burrows (Three)	1,494	W, 101-53
Nov. 15	Coppin State	7:00 PM	ACCNX	White	Syracuse	Burrows (Three)	1,085	W, 80-47
Nov. 19	#20 Maryland	12:00 PM	Big Ten Network	Orange	Syracuse	Woolley (Jumper)	7,090	L, 83-81
Nov. 24	Northern Iowa	11:00 AM (PT)	FloHoops	Orange	Syracuse	Wood (Jumper)	--	W, 71-54
Nov. 25	Iowa State	11:00 AM (PT)	FloHoops	White	Syracuse	Fair (Jumper)	--	W, 81-69
Nov. 30	Alabama	7:00 PM	ACC Network	White	Alabama	Latham (Jumper)	1,819	W, 79-73
Dec. 4	Northeastern	7:00 PM	ACCNX	White	Northeastern	Fair (Jumper)	1,077	W, 79-57
Dec. 9	Ohio	1:00 PM	ESPN+	Orange	Ohio	Woolley (Three)	--	W, 82-62
Dec. 18	Cornell	7:00 PM	ACCNX	White	Syracuse	Wood (Jumper)	1,772	W, 78-71
Dec. 21	Saint Francis	10:30 AM	ACCNX	White	Syracuse	Wood (Free Throw)	9,109	W, 85-43
Dec. 31	#13 Notre Dame	2:00 PM	ACC Network	White	Syracuse	Rice (Jumper)	2,775	W, 86-81
Jan. 4	North Carolina	6:00 PM	ACCNX	Orange	Syracuse	Wood (Jumper)	2,006	L, 75-51
Jan. 7	Boston College	6:00 PM	ACCNX	White	Boston College	Wood (Layup)	1,811	W, 71-64
Jan. 11	Wake Forest	11:30 AM	ACCNX	Orange	Wake forest	Wood (Hook Shot)	6,374	W, 77-56
Jan. 14	Clemson	7:00 PM	ACCNX	White	Syracuse	Latham (Three)	2,747	W, 83-82
Jan. 18	#15 Florida State	7:00 PM	ACCNX	White	Florida State	Wood (Jumper)	2,533	W, 79-73
Jan. 21	Pittsburgh	2:00 PM	ACCNX	Orange	Syracuse	Woolley (Jumper)	1,555	W, 72-59
Jan. 25	#15 Notre Dame	7:00 PM	ACCNX	Orange	Syracuse	Woolley (Layup)	5,512	W, 79-65
Jan. 28	#19 Virginia Tech	7:00 PM	ACC Network	White	Virginia Tech	Rice (Layup)	6,003	L, 75-62
Feb. 1	#16 Louisville	7:00 PM	ACCNX	Orange	Syracuse	Fair (Jumper)	8,254	L, 81-69
Feb. 4	Boston College	12:00 PM	ACC Network	White (Pink Trim)	Syracuse	Wilson (Layup)	1,836	W, 75-63
Feb. 8	Georgia Tech	7:00 PM	ACCNX	Pink	Georgia Tech	Fair (Three)	2,603	W, 62-59

NCAA STATISTICAL RANKINGS

Team

Category (Value)..... NCAA Rank .. ACC Rank

Assist Turnover Ratio (0.88).....	139	10
Assists Per Game (13.1).....	171	13
Bench Points Per Game (15.4).....	233	8
Blocked Shots Per Game (4.5).....	23	3
Field Goal Percentage (.427).....	104	9
Field-Goal Percentage Defense (.399) ...	166	9
Fouls Per Game (14.0).....	30	2
Free Throw Attempts Per Game (17.82).....	129	9
Free-Throw Percentage (.735).....	111	8
Free Throws Made Per Game (13.09).....	110	7
Rebound Margin (6.8).....	35	4
Defensive Rebounds Per Game (26.2) ...	114	9
Offensive Rebounds Per Game (16.6).....	9	1
Rebounds Per Game (42.8).....	16	3
Scoring Defense (64.9).....	197	8
Scoring Margin (12.2).....	53	6
Scoring Offense (77.1).....	35	5
Steals Per Game (9.6).....	68	4
3PT FG Attempts Per Game (21.9).....	94	4
3PT FG Percentage (.328).....	122	9
3PT FG Percentage Defense (.303).....	138	5
3PT FG Per Game (7.2).....	91	5
Turnover Margin (2.09).....	105	6
Turnovers Forced Per Game (16.9).....	132	6
Turnovers Per Game (14.8).....	99	6
Win-Lost Percentage (.818).....	27	2

Individual (Top-50 Nationally)

Blocks

Alyssa Latham (38).....	50	4
-------------------------	----	---

Field Goal Attempts

Dyaisha Fair (439).....	6	1
-------------------------	---	---

Field Goals

Dyaisha Fair (172).....	27	5
-------------------------	----	---

Minutes Per Game

Dyaisha Fair (36.56).....	13	1
---------------------------	----	---

Points

Dyaisha Fair (522).....	10	3
-------------------------	----	---

Points Per Game

Dyaisha Fair (21.8).....	12	3
--------------------------	----	---

Three Point Attempts

Dyaisha Fair (227).....	2	1
-------------------------	---	---

Three Pointers Made

Dyaisha Fair (88).....	2	1
------------------------	---	---

Three Pointers Per Game

Dyaisha Fair (3.67).....	3	1
--------------------------	---	---

*Through games 2/6

ORANGE RECORD WHEN...

At home.....	13-1	More Free Throw Attempts.....	16-1
On the road.....	5-3	Fewer Free Throw Attempts.....	3-3
Neutral site.....	2-0	Free Throw Attempts Tied.....	1-0
After a win.....	16-3	More Made Free Throws.....	16-1
After a loss.....	3-1	Fewer Made Free Throws.....	4-3
Scoring 90-Plus Points.....	1-0	Made Free Throws Tied.....	0-0
Scoring 80-Plus Points.....	6-1	30-Plus Free Throw Attempts.....	1-0
Scoring 70-Plus Points.....	12-0	20-Plus Free Throw Attempts.....	7-1
Scoring 60-Plus Points.....	1-2	Under 20 Free Throw Attempts.....	12-3
Scoring Under 60 Points.....	0-1	20-Plus Turnovers Forced.....	5-0
Allowing Under 60 Points.....	7-0	15-Plus Turnovers Forced.....	9-2
Allowing Under 50 Points.....	3-0	10-Plus Turnovers Forced.....	6-2
Allowing Under 40 Points.....	0-0	Under 10 Turnovers Forced.....	0-0
Leading at Halftime.....	14-1	15-Plus Turnovers.....	9-2
Trailing at Halftime.....	5-3	Under 15 Turnovers.....	11-2
Tied at Halftime.....	1-0	20-Plus Assists.....	0-0
Outrebounding Opponent.....	15-1	15-Plus Assists.....	8-0
Being Outrebounded.....	3-3	Under 15 Assists.....	12-4
Rebounds Tied.....	2-0	More 3-Pointers Made.....	14-2
Higher Field Goal Percentage.....	12-1	Fewer 3-Pointers Made.....	6-2
Lower Field Goal Percentage.....	8-3	3-Pointers Made Tied.....	0-0
Field Goal Percentage Tied.....	0-0	1-Possession Games.....	3-1
Fewer Turnovers.....	16-1	Final Margin Greater Than 10 Points.....	12-3
More Turnovers.....	4-2	Final Margin 10 Points or Less.....	4-0
Turnovers Tied.....	0-1	Final Margin 5 Points or Less.....	3-1
40-Plus Field Goal Percentage.....	15-2	Overtime Games.....	0-0
Under 40% Field Goal Percentage.....	5-2	With a 40-Point Scorer.....	0-0
Over 30% 3-Point Field Goal Percentage.....	13-1	With a 30-Point Scorer.....	2-0
Under 30% 3-Point Field Goal Percentage.....	6-3	With a 20-Point Scorer.....	13-2
90-Plus Free Throw Percentage.....	1-0	With a 10-Plus Rebounder.....	11-2
80-Plus Free Throw Percentage.....	7-0	Versus Ranked Opponents.....	4-3
70-Plus Free Throw Percentage.....	7-2	Wearing White Jerseys.....	13-1
Under 70% Free Throw Percentage.....	5-2	Wearing Orange Jerseys.....	5-3
30-Plus 3-Point Attempts.....	1-1	Wearing Pink with White Jerseys.....	1-0
20-Plus 3-Point Attempts.....	10-3	Wearing All Pink Jerseys.....	1-0
Under 20 3-Point Attempts.....	9-0		

SPECIALTY STATISTICS

Opponent	Pts T/O	2nd Chance	Paint	FastBreak	Bench	Ties	Lead Changes	WL	Score
Lafayette	21	24	42	14	20	1	2	W	75-41
Central Connecticut	21	20	68	19	32	2	2	W	101-53
Coppin State	33	14	40	18	33	0	0	W	80-47
#20 Maryland	14	21	36	5	10	12	21	L	83-81
Northern Iowa	9	10	28	15	6	0	0	W	71-54
Iowa State	15	13	30	13	5	10	10	W	81-69
Alabama	13	16	40	17	11	1	3	W	79-73
Northeastern	21	13	44	7	26	3	1	W	79-57
Ohio	22	15	40	4	25	5	9	W	82-62
Cornell	17	16	28	19	6	4	5	W	78-71
Saint Francis	12	22	44	10	31	0	0	W	85-43
#13 Notre Dame	30	18	44	26	11	10	10	W	86-81
North Carolina	9	11	20	4	7	1	0	L	75-51
Boston College	24	17	26	24	28	1	3	W	71-64
Wake Forest	18	16	36	5	13	2	4	W	77-56
Clemson	24	24	34	15	11	3	5	W	83-82
#15 Florida State	8	14	22	2	21	3	7	W	79-73
Pittsburgh	25	13	22	18	9	2	4	W	72-59
#15 Notre Dame	14	23	40	2	11	8	14	W	79-65
#19 Virginia Tech	9	10	28	6	8	1	3	L	75-62
#16 Louisville	21	13	22	2	4	0	2	L	81-69
Boston College	17	12	14	5	10	9	13	W	75-63
Georgia Tech	22	6	34	5	29	9	11	W	62-59

THE LAST TIME...

SYRACUSE INDIVIDUAL

Scored 20 points	Dyaisha Fair (25) vs. Pittsburgh, Jan. 21, 2024 & Georgia Woolley (20) vs. Pittsburgh, Jan. 21, 2024
Scored 25 points	Dyaisha Fair (29) vs. #15 Louisville, Feb. 11, 2024
Scored 30 points	Dyaisha Fair (31) vs. #15 Florida State, Jan. 18, 2024
Scored 35 points	Dyaisha Fair (38) vs. Boston College, Feb. 4, 2024
Scored 40 points	Tiana Mangakahia (44) at #22 Florida State, Feb. 28, 2019
Consecutive 20-point games	Dyaisha Fair (22) vs Pittsburgh, Jan. 21, 2024 & (25) vs. #15 Notre Dame, Jan. 25, 2024
Consecutive 25-point games	Dyaisha Fair (28) vs #16 Louisville, Feb. 1, 2024 & (38) vs. Boston College, Feb. 4, 2024
Consecutive 30-point games	Alexis Peterson (34) vs. Texas A&M, Dec. 21, 2016 & (31) at Louisville, Dec. 29, 2016
Had 15 rebounds.....	Kyra Wood (15) vs. Saint Francis, Dec. 21, 2023
Had 20 rebounds.....	Fantasia Goodwin (25) vs. Saint Peter's, Dec. 22, 2007 *
10 assists.....	Tiana Mangakahia (11) vs. Pittsburgh, Feb. 7, 2021
15 assists.....	Teisha Hyman (15) vs. Central Connecticut State, Dec. 5, 2021
Made 10 field goals	Dyaisha Fair (13) vs. Boston College, Feb. 4, 2024
Made 15 field goals	Tiana Mangakahia (16), at Florida State, Feb. 28, 2019
Attempted 20 field goals	Dyaisha Fair (24) vs. #15 Louisville, Feb. 11, 2024
Attempted 25 field goals	Dyaisha Fair (25) vs. Boston College, Feb. 4, 2024
Made six 3-point field goals	Dyaisha Fair (6) vs. vs. Pittsburgh, Jan. 21, 2024
Made seven 3-point field goals	Dyaisha Fair (7) vs. Pittsburgh, Feb. 23, 2023
Made eight or more 3-point field goals.....	Dyaisha Fair (9) vs. #15 Florida State, Jan. 18, 2024* (PROGRAM RECORD)
Attempted 10 3-point field goals	Dyaisha Fair (12) vs. #15 Louisville, Feb. 11, 2024
Attempted 15 3-point field goals	Dyaisha Fair (18) vs. Pittsburgh, Jan. 21, 2024
Made 10 free throws	Dyaisha Fair (10) vs. Boston College, Jan. 7, 2024
Made 15 free throws	Alexis Peterson (17) vs. NC State, Jan. 12, 2017
Made 20 free throws	Tiana Mangakahia (20) vs. Georgia Tech, Jan. 4, 2018 *
Attempted 15 free throws	Kiara Lewis (18) vs. Notre Dame, Jan. 5, 2020
Attempted 20 free throws	Tiana Mangakahia (21) vs. Georgia Tech, Jan. 4, 2018 *
Five blocked shots.....	Alyssa Latham (6) vs. vs. #15 Louisville, Feb. 11, 2024
10 blocked shots	Holly Oslander (10) vs. Marquette, Dec. 28, 1992
15 blocked shots	Martha Mogish (16) vs. Colgate, Jan. 27, 1978 *
Recorded five steals	Teisha Hyman (5) vs. Seton Hall, March 20, 2023
Recorded six steals.....	Georgia Woolley (6) vs. Clemson, Jan. 14, 2024
Recorded seven steals	Teisha Hyman (7), vs. #18/20 Notre Dame, January 27, 2022
Double-double	Alyssa Latham (11 pts, 11 reb) vs North Carolina, Jan. 4, 2024
Double-double in points and assists	Tiana Mangakahia (19 pts, 11 assists) vs. Notre Dame, Jan. 31, 2021
Double-double in points and steals	Cornelia Fondren (12 pts, 10 steals) vs. Howard, Dec. 30, 2015
Consecutive double-doubles	Alyssa Latham (21 pts, 12 reb) vs. #13 Notre Dame, Dec. 31, 2023 & (12 pts, 10 reb) vs. Saint Francis, Dec. 21, 2023
Three straight double-doubles	Alyssa Latham (11 pts, 11 reb) vs. North Carolina, Jan. 4, 2024, (21 pts, 12 reb) vs. #13 Notre Dame, Dec. 31, 2023 & (12 pts, 10 reb) vs. Saint Francis, Dec. 21, 2023
Triple-double	Teisha Hyman (27 pts, 15 assists, 11 steals) vs. Central Connecticut State, Dec. 5, 2021
Led Syracuse in points, rebounds and assists	Dyaisha Fair (21 points, 9 rebounds, 6 assists) vs. Boston College, Jan. 7, 2024
Led Syracuse in points, rebounds, assists, and steals	Dyaisha Fair (29 points, 6 rebounds, 4 assists, 2 steals) vs. #15 Louisville, Feb. 11, 2024
Hit a shot at the buzzer to win a game	Kamilla Cardoso vs. Florida State (ACCT), March 5, 2021

SYRACUSE TEAM

Scored 90 points	90 vs. Virginia, Jan. 26, 2023
Scored 100 points	101 vs. Central Connecticut State, Nov. 10, 2023
Scored 100 points in a conference game	102 vs. West Virginia, Feb. 10, 1999
Scored 115+ points	116 vs. Central Connecticut State, Dec. 5, 2021*
Scored 100 points in a conference game	102 vs. West Virginia, Feb. 10, 1999
Had 50 rebounds.....	50 vs #15 Notre Dame, Jan. 25, 2024
Had 60 rebounds.....	63 vs. Howard, Dec. 30, 2015
Made 30 field goals	33 vs. Wake Forest, Jan. 11, 2024
Made 35 field goals	42 vs. Central Connecticut State, Nov. 10, 2023
Attempted 70 field goals	73 vs. #15 Louisville, Feb. 11, 2024
Attempted 80 field goals	84 vs. Lincoln, Dec. 2, 2020
Attempted 90 field goals	91 vs. Howard, Dec. 30, 2015
Made 10 3-point field goals	10 vs. Pittsburgh, Jan. 21, 2024
Made 15 3-point field goals	17 vs. Miami, Jan. 17, 2021
Attempted 30 3-point field goals	31 vs. Pittsburgh, Jan. 21, 2024
Attempted 35 3-point field goals	35 at #4 NC State, Feb. 20, 2022
Made 20 free throws	22 vs. Boston College, Feb. 4, 2024
Made 25 free throws	25 at Pittsburgh, Feb. 13, 2022
Made 30 free throws	34 at Pittsburgh, Jan. 7, 2012 *
Attempted 30 free throws	31 vs. Cornell, Dec. 18, 2023
Attempted 35 free throws	35 vs. Albany, March 20, 2016
Attempted 40 free throws	40 vs. Bryant, Dec. 30, 2010
Dished out 20 assists.....	20 vs. Clemson, Jan. 8, 2023
Dished out 25 assists	25 vs. Pittsburgh, Feb. 23, 2023
Dished out 30 assists	30 vs. Niagara, Dec. 17, 2018*
Recorded 15 steals.....	15 vs. Clemson, Jan. 14, 2024
Recorded 20 steals	20 vs. Virginia, Jan. 2, 2017
10 blocked shots	12 vs. #15 Louisville, Feb. 11, 2024
Four players scored in double figures.....	Dyaisha Fair (21), Alaina Rice (16), Georgia Woolley (14), and Alyssa Latham (14) vs. Clemson, Jan. 14, 2024
Five players scored in double-figures.....	Georgia Woolley (19), Dyaisha Fair (17), Alyssa Latham (12), Alaina Rice (12), and Kyra Wood (11) vs. Saint Francis, Dec. 21, 2023
Six players scored in double-figures.....	Teisha Hyman (27), Chrislyn Carr (22), Christianna Carr (17), Alaysia Styles (16), Alaina Rice (13), and Naje Murray (13) vs. Central Connecticut State, Dec. 5, 2021
Seven players scored in double-figures.....	Caryn Schoff (20), Paula Moore (16), Nichole Oliver (13), Leigh Aziz (10), Beth Record (10), Jaime James (10), Ernestine Austin (10) vs. Lafayette, Dec. 4, 1998
Two players had 20 or more points	Dyaisha Fair (22) & Georgia Woolley (20) vs. Pittsburgh, Jan. 21, 2024
Two players had 25 or more points	Dyaisha Fair (29) and Alaina Rice (26) vs. Iowa State, Nov. 25, 2023
Three players had 20 or more points.....	Teisha Hyman (30), Chrislyn Carr (23), Naje Murray (21) vs. #18 Ohio State Dec. 1, 2021
Two players had double-figure rebounds	Alyssa Latham (12) & Kyra Wood (10) v s. #13 Notre Dame, Dec. 31, 2023
Three players had double-figure rebounds	Kyra Wood (15), Alyssa Latham (10), Alaina Rice (10) vs. Saint Francis, Dec. 21, 2023
Two players had double-doubles.....	Alyssa Latham (23 points, 12 rebounds) and Kyra Wood (10 points, 13 rebounds) vs. Alabama, Nov. 30, 2023
Three players had double-doubles	Kyra Wood (11 pts, 15 reb), Alyssa Latham (12 pts, 10 reb), Alaina Rice (12 pts, 10 reb) vs. Saint Francis, Dec. 21, 2023

* - PROGRAM RECORD

	COP	SYR	Points from	COP	SYR	Period by Period Scoring					
Biggest lead	0 (1 st 10:00)	33 (4 th 0:20)	Turnovers	15	33	1st	2nd	3rd	4th	TOT	
Best Scoring Run	7(1 st 1:04)	12(1 st 4:32)	Paint	18	40	COP	10	8	17	12	47
Lead Changes			Second Chance	8	14	SYR	17	22	22	19	80
Times Tied	0		Fast Breaks	8	18						
Time with Lead	00:00	38:20	Bench	8	33						

[illegible]

Period by Period Scoring						
	1st	2nd	3rd	4th	TO	
SYR	6	9	17	11	43	
SFU	26	19	16	24	85	

2023-24 GAME-BY-GAME BOX SCORES

GAME 12 - SYRACUSE 86, #13 NOTRE DAME 81

Notre Dame - 81

Record: 9-2 (0-1)

NO. Name	Min	FG M-A	3P M-A	FT M-A	Rebounds OR DR TOT	Fouls PF FO	TP	AS	TO	ST	Blocks BS BA	+/-
21 Maddy Westbeld	F 23:55	6-11	2-2	2-2	3 7 10	4 1 16	1	4	2	2	0	-5
22 Kylee Watson	F 36:18	2-4	0-0	2-2	2 3 5	2 2 6	2	6	2	2	1	-7
3 Hannah Hidalgo	G 37:31	14-29	2-5	2-2	2 3 5	3 4 32	6	4	7	0	1	-4
13 Anna DeVolfe	G 39:56	7-13	1-3	0-0	0 2 2	1 3 15	5	3	3	0	0	-7
14 KK Bransford	G 33:26	2-8	0-1	2-2	1 2 3	3 1 6	2	3	3	0	1	-7
15 Natalija Marshall	24:38	2-6	0-0	2-2	0 0 2	4 1 6	0	3	0	1	0	6
10 Becky Obinna	04:16	0-1	0-0	0-0	0 1 1	1 0 0	1	0	0	0	1	-1
Team					4 1 5		0	1				
Totals		33-72	5-11	10-10	14 19 33	18 12 81	17	24	17	5	4	-5

Technical Fouls:NONE

Shooting By Period
1 st FG% 9-20 45.0%
3PT% 1-3 33.3%
FT% 0-0 0%
2 nd FG% 7-16 43.8%
3PT% 1-3 33.3%
FT% 4-4 100%
3 rd FG% 10-20 50.0%
3PT% 2-4 50.0%
FT% 5-5 100%
4 th FG% 7-16 43.8%
3PT% 1-1 100.0%
FT% 1-1 100%
GM FG% 33-72 45.8%
3PT% 5-11 45.5%
FT% 10-10 100.0%

Dead Ball Rebounds: 0, 0

Syracuse - 86

Record: 11-1 (1-0)

NO. Name	Min	FG M-A	3P M-A	FT M-A	Rebounds OR DR TOT	Fouls PF FO	TP	AS	TO	ST	Blocks BS BA	+/-
22 Kyra Wood	F 25:06	4-6	0-0	0-0	5 5 10	1 2 8	0	4	1	1	1	-2
23 Alyssa Latham	F 31:46	9-18	2-3	1-3	5 7 12	5 3 21	2	3	3	2	2	3
2 Dyaisha Fair	G 37:34	9-21	4-12	5-6	2 2 4	0 4 27	3	6	6	0	1	5
5 Georgia Woolley	G 31:32	4-9	0-3	2-2	0 4 4	3 2 10	2	8	2	0	1	-3
25 Alaina Rice	G 24:06	4-8	1-1	0-0	1 1 2	2 1 9	3	5	0	1	1	9
21 Sanaia Wilson	23:08	2-3	0-0	3-4	3 1 4	1 3 7	2	0	1	0	0	-3
1 Kennedi Perkins	26:48	2-6	0-1	0-1	2 2 4	0 3 4	5	1	1	0	0	8
Team					2 3 5		0	1				
Totals		34-71	7-20	11-16	20 25 45	12 18 86	17	28	14	4	5	5

Technical Fouls:NONE

Shooting By Period
1 st FG% 8-17 47.1%
3PT% 1-2 50.0%
FT% 2-3 66.7%
2 nd FG% 9-20 45.0%
3PT% 2-6 33.3%
FT% 3-4 75%
3 rd FG% 9-16 56.3%
3PT% 1-5 20.0%
FT% 0-0 0%
4 th FG% 8-18 44.4%
3PT% 3-7 42.9%
FT% 6-9 66.7%
GM FG% 34-71 47.9%
3PT% 7-20 35.0%
FT% 11-16 68.8%

Dead Ball Rebounds: 3, 0

	ND	SYR
Biggest lead	4 (3 rd 0:03)	9 (4 th 0:24)
Best Scoring Run	6 (3 rd 0:03)	7 (1 st 7:53)
Lead Changes	10	
Times Tied	10	
Time with Lead	06:08	28:03
Points from Turnovers	ND 24 SYR 30	
Paint	ND 52 SYR 44	
Second Chance	ND 10 SYR 18	
Fast Breaks	ND 26 SYR 26	
Bench	ND 6 SYR 11	
Period by Period Scoring	1st 2nd 3rd 4th TOT	
	ND 19 19 27 16 81	
	SYR 19 23 19 25 86	

GAME 13 - NORTH CAROLINA 75, #25 SYRACUSE 51

Syracuse - 51

Record: 11-2 (1-1)

NO. Name	Min	FG M-A	3P M-A	FT M-A	Rebounds OR DR TOT	Fouls PF FO	TP	AS	TO	ST	Blocks BS BA	+/-
22 Kyra Wood	F 17:02	4-5	0-0	0-0	2 2 4	3 0 8	1	1	1	1	0	-15
23 Alyssa Latham	F 33:26	4-13	1-3	2-3	8 3 11	4 4 11	0	3	1	0	1	-18
2 Dyaisha Fair	G 38:56	7-22	3-12	0-0	1 2 3	1 1 17	1	0	1	0	1	-24
5 Georgia Woolley	G 27:39	1-10	0-6	1-2	1 2 3	4 1 3	3	2	1	2	0	-14
25 Alaina Rice	G 24:24	2-9	1-5	0-0	4 3 7	1 5 5	2	2	1	0	0	-26
1 Kennedi Perkins	13:33	0-1	0-0	0-2	0 1 1	1 1 0	1	2	1	0	0	-8
21 Sanaia Wilson	25:59	1-4	0-0	0-0	3 3 6	5 4 2	0	4	1	0	1	-10
4 Sophie Burrows	17:57	2-6	1-4	0-0	0 0 0	0 1 5	1	0	0	1	0	-5
11 Lexi McNabb	01:04	0-1	0-0	0-0	0 0 0	1 0 0	0	0	0	0	0	0
Team					3 5 8		0	1				
Totals		21-71	6-30	3-7	22 21 43	20 17 51	9	15	7	4	3	-24

Technical Fouls:NONE

Shooting By Period
1 st FG% 6-16 37.5%
3PT% 2-7 28.6%
FT% 0-0 0%
2 nd FG% 6-19 31.6%
3PT% 3-8 37.5%
FT% 1-2 50%
3 rd FG% 3-19 15.8%
3PT% 0-8 0.0%
FT% 0-1 0%
4 th FG% 1-17 5.9%
3PT% 1-7 14.3%
FT% 2-4 50%
GM FG% 21-71 29.6%
3PT% 6-30 20.0%
FT% 3-7 42.9%

Dead Ball Rebounds: 1, 0

North Carolina - 75

Record: 10-4 (2-0)

NO. Name	Min	FG M-A	3P M-A	FT M-A	Rebounds OR DR TOT	Fouls PF FO	TP	AS	TO	ST	Blocks BS BA	+/-
5 Maria Gakdang	C 25:57	9-12	0-0	4-6	2 5 7	4 6 22	0	2	0	1	1	18
1 Alyssa Usibty	G 32:36	7-11	0-0	2-4	5 11 16	2 5 16	10	5	2	0	1	21
2 Paulina Paris	G 20:27	2-5	2-5	0-2	0 0 0	1 1 6	0	1	0	0	0	9
20 Lexi Donarski	G 37:56	4-8	4-6	2-2	1 2 3	2 1 14	1	0	1	0	0	25
25 Deja Kelly	G 32:07	3-15	0-3	1-2	1 2 3	2 2 7	4	1	1	0	2	22
13 Teonni Key	07:37	0-0	0-0	1-2	1 0 1	2 3 1	0	2	0	0	0	-3
24 Indya Nivar	21:49	1-2	0-1	0-0	0 4 4	1 1 2	3	1	1	1	0	19
31 Anya Poole	10:49	0-1	0-0	0-0	0 1 1	1 2 0	0	0	0	1	0	11
10 Remya Kelly	07:42	3-3	1-1	0-0	1 1 2	1 1 7	1	2	0	0	0	-3
0 Alexandra Zelaya	03:01	0-1	0-1	0-0	0 1 1	0 0 0	0	0	0	0	0	1
Team					1 2 3		0	0				
Totals		29-58	7-17	10-18	12 29 41	17 20 75	19	14	5	3	4	24

Technical Fouls:NONE

Shooting By Period
1 st FG% 8-16 50.0%
3PT% 2-4 50.0%
FT% 1-3 33.3%
2 nd FG% 5-10 50.0%
3PT% 2-3 66.7%
FT% 1-2 50%
3 rd FG% 8-15 53.3%
3PT% 2-7 28.6%
FT% 7-10 70%
4 th FG% 8-17 47.1%
3PT% 1-3 33.3%
FT% 1-3 33.3%
GM FG% 29-58 50.0%
3PT% 7-17 41.2%
FT% 10-18 55.6%

Dead Ball Rebounds: 4, 2

	SYR	UNC
Biggest lead	0 (1 st 10:00)	28 (4 th 5:15)
Best Scoring Run	7 (2 nd 0:22)	11 (3 rd 3:43)
Lead Changes	0	10
Times Tied	1	4
Time with Lead	00:00	39:09
Points from Turnovers	SYR 9 UNC 12	
Paint	SYR 20 UNC 36	
Second Chance	SYR 11 UNC 14	
Fast Breaks	SYR 4 UNC 12	
Bench	SYR 7 UNC 10	
Period by Period Scoring	1st 2nd 3rd 4th TOT	
	SYR 14 16 6 15 51	
	UNC 19 13 25 18 75	

GAME 14 - #25 SYRACUSE 71, BOSTON COLLEGE 64

Boston College - 64

Record: 8-7 (2-2)

NO. Name	Min	FG M-A	3P M-A	FT M-A	Rebounds OR DR TOT	Fouls PF FO	TP	AS	TO	ST	Blocks BS BA	+/-
32 Teya Sidberry	F 26:44	6-14	0-1	0-0	4 2 6	3 2 12	1	0	3	2	2	-7
2 Kaylah Ivey	G 32:10	3-8	2-7	0-0	1 1 2	3 0 8	4	5	1	0	0	-3
21 Andrea Daley	G 29:22	3-8	0-0	2-2	2 3 5	4 4 8	5	7	5	0	3	-1
24 Dontavia Waggoner	G 33:08	4-12	0-0	4-9	4 2 6	4 5 12	0	2	3	0	0	-5
30 Tyana Todd	G 34:13	5-15	1-7	0-0	2 1 3	2 2 11	2	1	1	0	0	-9
1 JaKayla Thompson	09:54	2-3	0-1	0-0	0 1 1	0 0 4	0	1	1	0	0	-4
14 Kayla Lezama	08:53	1-2	0-0	0-0	0 0 0	3 0 2	0	0	0	0	0	-6
16 Lili Krasovec	13:13	1-1	0-0	1-4	3 3 6	1 5 3	0	1	1	1	0	-2
0 Nene Ndayo	08:48	2-3	0-0	0-0	1 1 2	0 1 4	0	3	0	0	1	-3
3 Ava McGee	03:35	0-1	0-0	0-0	0 0 0	1 0 0	2	0	0	0	0	5
Team					3 3 6		0	1				
Totals		27-67	3-16	7-15	20 17 37	21 19 64	14	21	14	3	6	-7

Technical Fouls:NONE

Shooting By Period
1 st FG% 5-15 33.3%
3PT% 0-3 0.0%
FT% 0-0 0%
2 nd FG% 5-13 38.5%
3PT% 0-4 0.0%
FT% 2-8 25%
3 rd FG% 8-16 50.0%
3PT% 0-1 0.0%
FT% 0-0 0%
4 th FG% 9-23 39.1%
3PT% 3-8 37.5%
FT% 5-7 71.4%
GM FG% 27-67 40.3%
3PT% 3-16 18.8%
FT% 7-15 46.7%

Dead Ball Rebounds: 0, 0

Syracuse - 71

Record: 12-2 (2-1)

NO. Name	Min	FG M-A	3P M-A	FT M-A	Rebounds OR DR TOT	Fouls PF FO	TP	AS	TO	ST	Blocks BS BA	+/-
22 Kyra Wood	F 11:01	2-3	0-0	0-0	1 0 1	3 0 4	0	0	2	1	0	-2
23 Alyssa Latham	F 23:35	3-4	0-0	0-0	0 3 7	1 1 6	1	2	3	3	0	3
2 Dyaisha Fair	G 39:02	4-15	3-10	10-12	0 3 1	0 9 21	6	4	1	0	1	-5
5 Georgia Woolley	G 30:15	3-13	0-4	0-0	3 4 7	2 1 6	2	6	2	1	1	6
25 Alaina Rice	G 28:01	2-9	0-2	2-2	5 1 6	1 2 6	3	4	0	0	0	6
4 Sophie Burrows	33:06	6-10	3-6	2-2	4 4 8	2 3 17	0	1	1	0	0	8
21 Sanaia Wilson	17:25	0-1	0-0	2-2	4 4 8	5 3 2	0	5	1	1	1	4
1 Kennedi Perkins	17:35	3-7	0-3	0-4	0 1 1	2 2 9	1	2	2	0	0	5
Team					3 3 6		0	1				
Totals		23-62	6-25	19-22	23 22 45	19 21 71	13	25	12	6	3	7

Technical Fouls:NONE

Shooting By Period
1 st FG% 4-15 26.7%
3PT% 0-7 0.0%
FT% 3-4 75%
2 nd FG% 7-16 43.8%
3PT% 3-8 37.5%
FT% 4-4 100%
3 rd FG% 7-19 36.8%
3PT% 3-7 42.9%
FT% 3-4 75%
4 th FG% 5-12 41.7%
3PT% 0-3 0.0%
FT% 9-10 90%
GM FG% 23-62 37.1%
3PT% 6-25 24.0%
FT% 19-22 86.4%

Dead Ball Rebounds: 2, 0

	BC	SYR
Biggest lead	6 (1 st 5:16)	20 (3 rd 6:42)
Best Scoring Run	8 (4 th 5:38)	9 (2 nd 9:43)
Lead Changes	3	
Times Tied	2	
Time with Lead	08:37	29:11
Points from Turnovers	BC 31 SYR 24	
Paint	BC 48 SYR 26	
Second Chance	BC 9 SYR 17	
Fast Breaks	BC 23 SYR 24	
Bench	BC 13 SYR 28	
Period by Period Scoring	1st 2nd 3rd 4th TOT	
	BC 10 12 16 26 64	
	SYR 11 21 20 19 71	

GAME 15 - SYRACUSE 77, WAKE FOREST 56

2023-24 GAME-BY-GAME BOX SCORES

GAME 16 - SYRACUSE 83, CLEMSON 82

Clemson - 82															Record: 9-9 (1-4)														
NO.	Name	Min	FG M-A	3P M-A	FT M-A	Rebounds OR DR TOT	Fouls PF FD	TP	AS	TO	ST	Blocks BS BA	+/-		Shooting By Period														
3	MaKayla Elmore	F 30:47	4-6	0-2	0-0	2	7	9	2	2	8	5	3	2	1	0	3	1 st	FG%	11-17	64.7%								
5	Amari Robinson	F 27:22	14-19	1-2	8-9	2	3	5	4	4	37	1	5	0	0	2	8	3PT%	3-4	75.0%									
0	Mackenzie Kramer	G 28:55	2-5	1-4	0-0	1	2	3	2	1	5	2	2	2	0	0	6	FT%	4-5	80%									
1	Dayshannette Harris	G 33:33	3-11	1-3	2-2	1	5	6	3	4	9	10	2	1	0	0	5	2 nd	FG%	7-17	41.2%								
22	Ruby Whitehorn	G 31:41	4-9	2-5	2-3	2	4	6	5	2	12	0	6	2	0	1	3	3PT%	2-7	28.6%									
21	Eno Inyang	12:49	1-4	0-0	0-1	0	0	0	3	1	2	1	0	0	0	1	-11	FT%	0-0	0%									
33	Danielle Rauch	21:40	2-3	2-3	1-2	0	2	2	2	2	7	4	1	3	0	0	-8	3 rd	FG%	7-14	50.0%								
30	Madi Ott	05:56	0-1	0-1	0-0	0	0	0	1	0	0	0	1	1	0	0	-6	3PT%	1-7	14.3%									
34	Amari Freeman	05:55	1-1	0-0	0-0	0	0	0	1	0	2	1	1	0	0	0	-3	FT%	4-5	80%									
2	Nya Valentine	01:23	0-1	0-0	0-0	0	0	0	0	0	0	0	0	0	0	0	-2	4 th	FG%	6-12	50.0%								
Team						5	1	6			0							3PT%	1-2	50.0%									
											0		1					FT%	5-7	71.4%									
Totals		31-60	7-20	13-17	13	24	37	23	16	82	24	12	11	1	4	-1		GM FG%	31-60	51.7%									
															Technical Fouls:NONE														
															Dead Ball Rebounds: 1, 0														

Syracuse - 83										Record: 14-2 (4-1)																							
NO.	Name	Min	FG		3P		FT		Rebounds		Fouls		TP	AS	TO	ST	Blocks		+/-	Shooting By Period													
			M-A	P-A	M-A	P-A	M-A	OR	DR	TOT	P-F	F-D					BS	BA															
22	Kyra Wood	F 13:36	3-6	0-0	1-3	5	0	5	2	3	7	0	2	1	0	0	-1			1 st FG%	8-19	42.1%											
23	Alyssa Latham	F 34:44	6-8	2-2	0-0	2	5	7	4	0	14	0	4	2	3	1	-1			3PT%	2-6	33.3%											
2	Dyaisha Fair	G 34:39	6-21	3-13	6-7	1	1	2	2	7	21	4	1	2	0	0	-5			FT%	1-2	50%											
5	Georgia Woolley	G 30:06	5-14	0-2	4-5	2	2	4	3	5	14	5	3	6	0	0	-16			2 nd FG%	6-14	42.9%											
25	Alaina Rice	G 21:31	5-9	3-4	3-4	2	4	6	1	3	16	2	4	0	0	0	-16			3PT%	1-5	20.0%											
1	Kennedi Perkins	18:48	2-4	0-0	0-0	1	0	1	1	1	4	4	1	0	0	0	8			FT%	2-3	66.7%											
4	Sophie Burrows	25:13	1-7	1-7	0-0	3	1	4	2	1	3	2	2	4	0	0	14			3 rd FG%	4-13	30.8%											
21	Saniaa Wilson	21:23	1-1	0-0	2-4	4	2	6	1	3	4	0	1	0	1	0	5			3PT%	1-3	30.0%											
Team						1		4		5				0		0				FT%	8-10	80%											
Totals			29-70			9-28		16-23		21		19		40		16		23		83		17		18		15		4		1		1	
																							Technical Fouls:NONE										

	CLE	SYR
Biggest lead	19 (3 rd 7:08)	4 (4 th 1:53)
Best Scoring Run	9 (1 st 7:13)	14 (4 th 3:34)
Lead Changes	5	
Times Tied	3	
Time with Lead	36:32	02:14

Points from	CLE	SYR
Turnovers	20	24
Paint	44	34
Second Chance	14	24
Fast Breaks	21	15
Bench	11	11

Period by Period Scoring					
	1st	2nd	3rd	4th	TOT
CLE	29	16	19	18	82
SYR	19	15	19	30	83

GAME 17 - SYRACUSE 79, #15 FLORIDA STATE 73

Florida St. - 73										Record: 14-5 (5-2)											
NO.	Name	Min	FG M-A	3P M-A	FT M-A	Rebounds OR DR TOT	Fouls PF FD	TP	AS	TO	ST	Blocks BS BA	+/-	Shooting By Period							
21	MaKayla Timpson	F 30:18	8-12	0-0	0-1	3	9	12	2	1	16	0	2	2	1	-2	1 st FG%	8-17	47.1%		
00	Ta'Niya Latson	G 33:30	8-16	0-1	6-7	2	4	6	0	5	22	9	6	0	0	1	-1	3PT%	2-4	50.0%	
1	Brianna Turnage	G 27:00	1-4	1-3	1-2	2	8	10	0	1	4	1	2	1	1	0	2	FT%	1-1	100%	
3	O'Mariah Gordon	G 28:17	5-8	2-3	4-4	1	2	3	5	3	16	2	1	0	0	0	-1	2 nd FG%	10-18	55.6%	
4	Sara Bejedi	G 37:34	4-15	2-9	1-1	1	1	2	4	1	11	1	1	0	0	1	-7	3PT%	3-8	37.5%	
24	Amaya Bonner	16:37	0-5	0-3	0-0	0	0	0	0	2	0	0	0	1	0	0	-7	FT%	4-4	100%	
2	Alexis Tucker	12:51	1-1	0-0	0-0	2	0	2	1	0	2	1	1	0	0	0	-8	3 rd FG%	6-17	35.3%	
22	Sakyla White	09:42	1-2	0-0	0-0	0	4	4	2	1	2	0	0	0	1	0	-4	3PT%	0-5	0.0%	
13	Carla Viegas	04:11	0-2	0-2	0-0	0	0	0	0	0	0	0	0	1	0	0	-4	FT%	4-7	57.1%	
Team						1	0	1			0						4 th FG%	4-13	30.8%		
Totals			28-65	5-21	12-15	12	28	40	16	12	73	14	14	5	4	3	-6	3PT%	0-4	0.0%	
																	Technical Fouls:NONE				
																	GM FG%			28-65	43.1%
																	3PT%			5-21	23.8%
																	FT%			12-15	80.0%
																	Dead Ball Rebounds: 1, 0				

Syracuse - 79										Record: 15-2 (5-1)										
NO.	Name	Min	FG M-A	M-A	3P M-A	FT M-A	Rebounds OR DR TOT	Fouls PF FD	TP	AS	TO	ST	Blocks BS BA	+/-	Shooting By Period					
22	Kyra Wood	F 24:47	3-5	0-0	2-2	5	4	9	2	3	8	1	1	1	0	2	4	1 st FG%	8-17	47.1%
23	Alyssa Latham	F 29:52	3-11	0-1	0-0	2	5	7	3	2	6	1	1	2	1	0	-6	3PT%	4-6	66.7%
2	Dyaisha Fair	G 40:00	10-24	9-14	2-2	2	1	3	1	5	31	2	1	1	0	0	0	FT%	0-0	0%
5	Georgia Woolley	G 16:13	2-5	0-0	2-2	0	3	3	0	1	6	1	4	1	1	1	-16	2 nd FG%	6-14	42.9%
25	Alaina Rice	G 18:38	3-5	1-1	0-0	0	0	0	0	0	7	1	2	0	0	0	-18	3PT%	2-5	40.0%
4	Sophie Burrows	25:34	2-9	0-5	2-2	1	5	6	1	2	6	3	0	0	0	0	-15	FT%	2-2	100%
21	Saniaa Wilson	23:35	2-2	0-0	2-3	0	3	3	2	2	6	0	1	0	1	0	21	3 rd FG%	7-17	41.2%
1	Kennedi Perkins	21:22	4-8	0-0	1-2	1	3	4	1	2	9	3	1	1	0	1	24	3PT%	1-4	25.0%
Team							2	3	5			0						FT%	3-5	60%
Totals		29-69	10-21	11-13	13	27	40	12	16	79	12	11	6	3	4	6		4 th FG%	8-21	38.1%
																		3PT%	3-6	50.0%
																		FT%	6-6	100%
																		GM FG%	29-69	42.0%
																		3PT%	10-21	47.6%
																		FT%	11-13	84.6%
																		Technical Fouls:NONE		

2023-24 GAME-BY-GAME BOX SCORES

GAME 20 - #19 VIRGINIA TECH 75, #22 SYRACUSE 62

Virginia Tech - 75														
Record: 16-4 (7-2)														
NO. Name	Min	FG M-A	3P M-A	FT M-A	Rebounds OR DR TOT	Fouls PF FD	TP	AS	TO	ST	Blocks BS BA	+/-		
20. Olivia Summiel	F 34:01	1-4	1-4	2-2	3 9 12	3 1	5	1	1	0	0	0	11	
33. Elizabeth Killey	C 31:52	3-13	0-0	0-2	3 6 9	4 3	6	2	5	2	2	0	16	
5 Georgia Amore	G 28:37	10-17	3-7	6-6	0 4 4	2 5	29	3	4	1	0	0	21	
11 Malida Ekh	G 32:15	5-10	4-7	0-0	0 4 4	3 2	14	0	1	1	0	1	8	
22 Cayla King	G 36:22	4-11	4-10	1-4	2 2 4	2 5	13	1	1	1	0	0	6	
1 Carleigh Wenzel	18:38	2-3	0-1	2-2	0 4 4	1 1	6	4	1	1	0	0	4	
13 Clara Strack	14:08	1-3	0-0	0-0	2 4 6	3 0	2	1	0	0	2	1	-1	
10 Carys Baker	04:08	0-1	0-0	0-0	0 0 0	0 0	0	0	0	0	0	0	0	
Team					0 4 4			0	0					
Totals		26-62	12-29	11-16	10 37 47	18 17	75	12	13	6	4	2	13	
Technical Fouls:NONE														

Syracuse - 62														
Record: 17-3 (7-2)														
NO. Name	Min	FG M-A	3P M-A	FT M-A	Rebounds OR DR TOT	Fouls PF FD	TP	AS	TO	ST	Blocks BS BA	+/-		
22 Kyra Wood	F 33:28	2-8	0-0	2-3	5 7 12	2 3	6	1	2	1	0	2	-5	
23 Alyssa Latham	F 20:02	1-8	0-2	0-0	0 2 2	1 0	2	0	0	0	0	1	-12	
2 Dyaisha Fair	G 38:04	6-15	3-8	1-1	0 4 4	1 4	16	4	3	2	1	0	-12	
5 Georgia Woolley	G 35:33	6-13	2-7	2-4	0 7 7	4 4	16	4	4	3	0	0	-11	
25 Alaina Rice	G 31:41	5-14	0-3	4-4	2 4 6	4 3	14	1	1	0	0	1	-4	
21 Sanaia Wilson	25:26	2-4	0-0	4-5	2 0 2	4 4	8	0	2	2	0	0	-9	
4 Sophie Burrows	08:26	0-3	0-2	0-0	0 0 0	0 0	0	0	0	1	0	0	-8	
1 Kennedy Perkins	07:20	0-1	0-0	0-0	0 0 0	1 0	0	1	1	0	0	0	-4	
Team					2 4 6			0	0					
Totals		22-66	5-22	13-17	11 28 39	17 18	62	11	13	9	2	4	-13	
Technical Fouls:NONE														

	VAT	SYR	Points from Turnovers	VAT	SYR	Period by Period Scoring
Biggest lead	14 (1 st 0:14)	2 (1 st 9:22)	12	9		1st 2nd 3rd 4th TOT
Best Scoring Run	8 (1 st 4:45)	7 (2 nd 8:23)	24	28		VAT 23 13 19 20 75
Lead Changes	3		Second Chance	7	10	SYR 9 23 15 15 62
Times Tied	1		Fast Breaks	11	6	
Time with Lead	36:57	02:25	Bench	8	8	

GAME 21 - #16 LOUISVILLE 81, #21 SYRACUSE 69

Syracuse - 69														
Record: 17-4 (7-3)														
NO. Name	Min	FG M-A	3P M-A	FT M-A	Rebounds OR DR TOT	Fouls PF FD	TP	AS	TO	ST	Blocks BS BA	+/-		
22 Kyra Wood	F 22:49	3-5	0-0	0-0	3 3 6	3 0	6	0	0	0	0	1	-7	
23 Alyssa Latham	F 24:20	1-5	0-0	0-0	2 4 6	5 0	2	1	4	0	1	1	-6	
2 Dyaisha Fair	G 40:00	10-23	4-9	4-9	2 2 4	0 9	28	4	3	1	0	0	-12	
5 Georgia Woolley	G 36:26	5-12	2-3	3-4	1 3 4	4 3	15	2	4	3	0	0	-8	
25 Alaina Rice	G 37:47	4-15	2-6	4-8	4 1 5	3 5	14	4	1	3	0	0	-8	
21 Sanaia Wilson	27:38	2-5	0-0	0-0	3 5 8	4 1	4	0	0	1	0	0	-7	
1 Kennedy Perkins	03:12	0-1	0-0	0-2	2 0 2	1 1	0	0	0	1	0	0	-7	
4 Sophie Burrows	07:48	0-3	0-3	0-0	1 0 1	0 0	0	0	0	0	0	0	-5	
Team					0 0 0			0	1					
Totals		25-69	8-21	11-23	18 18 36	20 19	69	11	13	9	1	2	-12	
Technical Fouls:NONE														

Louisville - 81														
Record: 19-3 (8-1)														
NO. Name	Min	FG M-A	3P M-A	FT M-A	Rebounds OR DR TOT	Fouls PF FD	TP	AS	TO	ST	Blocks BS BA	+/-		
2 Nyla Harris	F 29:57	5-7	0-0	8-10	6 8 14	1 6	18	1	3	0	0	0	2	
44 Olivia Cochran	F 35:59	3-7	0-0	3-4	4 5 9	2 2	9	1	1	3	2	0	9	
1 Sydney Taylor	G 30:06	5-11	3-6	0-0	1 4 5	3 0	13	4	2	0	0	0	3	
12 Kiki Jefferson	G 28:56	6-12	0-4	9-11	0 1 1	2 6	21	3	3	2	0	1	3	
15 Nina Rickards	G 26:06	6-9	0-0	2-2	0 4 4	2 3	14	3	4	2	0	0	5	
30 Jayda Curry	13:27	0-4	0-2	0-0	0 1 1	4 1	0	2	1	0	0	0	9	
13 Merisiah Russell	14:01	2-4	0-1	0-0	1 1 1	1 1	4	2	0	1	0	0	10	
24 Eylla Love	17:27	1-2	0-0	0-2	1 4 5	4 1	2	0	1	0	0	0	16	
11 Elif Istanbulluoglu	04:01	0-0	0-0	0-0	0 0 0	0 0	0	0	0	0	0	0	3	
Team					0 1 1			0	0					
Totals		28-66	3-13	22-29	12 29 41	19 20	81	16	15	8	2	1	12	
Technical Fouls:NONE														

	SYR	LOU	Points from Turnovers	SYR	LOU	Period by Period Scoring
Biggest lead	7 (1 st 0:35)	15 (4 th 3:11)	21	15		1st 2nd 3rd 4th TOT
Best Scoring Run	6 (1 st 6:22)	10 (2 nd 6:36)	22	36		SYR 21 13 13 22 69
Lead Changes	2		Second Chance	13	12	LOU 14 26 20 21 81
Times Tied	0		Fast Breaks	2	10	
Time with Lead	09:19	30:02	Bench	4	6	

GAME 22 - #21 SYRACUSE 75, BOSTON COLLEGE 62

Syracuse - 75														
Record: 18-4 (8-3)														
NO. Name	Min	FG M-A	3P M-A	FT M-A	Rebounds OR DR TOT	Fouls PF FD	TP	AS	TO	ST	Blocks BS BA	+/-		
21 Sanaia Wilson	F 12:35	2-2	0-0	4-4	1 3 4	4 2	8	0	1	0	0	0	0	
22 Kyra Wood	F 10:57	0-0	0-0	0-0	0 0 0	2 0	0	0	1	1	1	0	-1	
2 Dyaisha Fair	G 39:34	13-25	5-11	7-7	3 0 3	1 4	38	2	1	1	0	0	12	
5 Georgia Woolley	G 34:30	2-7	1-2	4-4	2 2 4	2 2	9	2	2	1	1	0	16	
25 Alaina Rice	G 34:53	4-8	0-1	2-2	0 2 2	0 4	10	1	1	4	0	0	16	
23 Alyssa Latham	32:15	1-10	0-0	5-6	3 7 10	2 4	7	0	4	0	0	0	10	
4 Sophie Burrows	28:35	1-4	1-4	0-0	3 5 8	1 1	3	3	1	1	0	0	17	
11 Lexi McNabb	02:22	0-0	0-0	0-0	0 0 0	0 0	0	0	1	0	0	0	-6	
1 Kennedy Perkins	04:19	0-0	0-0	0-0	0 1 1	0 0	0	0	1	0	0	0	-4	
Team					0 2 2			0	1					
Totals		23-56	7-18	22-23	12 22 34	12 17	75	8	14	8	2	0	12	
Technical Fouls:NONE														

Boston College - 63														
Record: 11-13 (3-8)														
NO. Name	Min	FG M-A	3P M-A	FT M-A	Rebounds OR DR TOT	Fouls PF FD	TP	AS	TO	ST	Blocks BS BA	+/-		
32. Taya Sidberry	F 35:16	10-16	0-2	3-5	4 7 11	2 5	23	1	5	1	0	1	11	
2 Kaylah Ivey	G 34:44	0-3	0-1	0-0	0 1 1	2 0	0	5	2	1	0	0	-18	
21 Andrea Daley	G 27:51	2-9	0-0	0-0	0 5 5	0 4	0	2	4	1	0	0	-8	
24 Dontavia Waggoner	G 31:46	3-5	0-0	3-5	3 3 6	4 4	9	4	0	2	0	0	0	
30 Tyana Todd	G 33:00	2-8	0-1	0-0	1 1 2	4 1	4	4	2	0	0	0	-12	
16 Lili Krasovec	04:44	0-1	0-0	0-0	0 0 0	3 0	0	1	0	0	0	0	-1	
4 JuJo Lacey	26:12	9-20	2-8	1-1	2 2 4	2 2	21	2	3	2	0	0	-12	
0 Nene Ndiaye	01:11	0-0	0-0	0-0	1 0 1	0 0	0	0	0	0	0	0	-4	
1 JaKayla Thompson	05:16	1-2	0-0	0-0	0 0 0	0 2	0	0	0	1	0	1	6	
Team					4 2 6			0	3					
Totals		27-64	2-12	7-11	15 21 36	17 12	63	19	19	8	0	2	-12	
Technical Fouls:NONE														

	CUSE	BCE	Points from Turnovers	CUSE	BCE	Period by Period Scoring
Biggest lead	12 (4 th 0:25)	6 (3 rd 4:22)	17	11		1st 2nd 3rd 4th TOT
Best Scoring Run	8 (3 rd 1:57)	8 (2 nd 5:26)	14	44		CUSE 18 12 19 26 75
Lead Changes	13		Second Chance	12	5	BCE 11 20 18 14 63
Times Tied	9		Fast Breaks	5	14	
Time with Lead	20:48	13:47	Bench	10	23	

GAME 23 - #23 SYRACUSE 62, GEORGIA TECH 59

||
||
||

2023-24 GAME-BY-GAME BOX SCORES

GAME 24 - #23 SYRACUSE 73, #15 LOUISVILLE 72

Louisville - 72

Record: 20-5 (9-3)

NO.	Name	Min	FG M-A	3P M-A	FT M-A	Rebounds OR DR TOT	Fouls PF FD	TP	AS	TO	ST	Blocks BS BA	+/-
2	Nyla Harris	F 37:16	7-11	0-0	8-8	5 6 11	2 5	22	1	2	0	0 3	-3
44	Olivia Cochran	F 31:17	2-6	0-0	2-2	0 4 4	3 3	6	3	1	2	1 1	3
1	Sydney Taylor	G 14:43	2-5	1-2	0-0	0 3 3	3 1	5	1	1	0	0 0	5
12	Kiki Jefferson	G 29:13	3-10	1-5	6-6	4 2 6	4 5	13	3	8	0	0 2	0
15	Nina Rickards	G 26:33	3-6	0-0	3-4	0 5 5	0 3	9	4	1	2	0 1	-1
13	Merissah Russell	24:27	2-6	0-2	2-2	2 0 2	1 1	6	3	0	2	0 1	0
11	Elif Istanbuloglu	11:27	0-2	0-0	0-0	1 2 3	0 0	0	0	0	0	0 0	-2
30	Jayda Curry	14:22	3-7	1-3	2-2	0 0 0	4 1	9	1	1	0	0 3	-2
24	Eylia Love	10:42	1-4	0-0	0-0	0 1 1	2 0	2	0	0	0	0 1	-5
Team						2 3 5				0			
Totals			23-57	3-12	23-24	14 26 40	19 19	72	16	14	6	1 12	-1

Technical Fouls: Jefferson 2nd3:16

Shooting By Period			
1 st	FG%	11-17	64.7%
	3PT%	1-2	50.0%
	FT%	2-2	100%
2 nd	FG%	4-13	30.8%
	3PT%	0-2	0.0%
	FT%	7-8	87.5%
3 rd	FG%	4-13	30.8%
	3PT%	1-3	33.3%
	FT%	8-8	100%
4 th	FG%	4-14	28.6%
	3PT%	1-5	20.0%
	FT%	6-6	100%
GM	FG%	23-57	40.4%
	3PT%	3-12	25.0%
	FT%	23-24	95.8%

Dead Ball Rebounds: 0, 0

Syracuse - 73

Record: 20-4 (10-3)

NO.	Name	Min	FG M-A	3P M-A	FT M-A	Rebounds OR DR TOT	Fouls PF FD	TP	AS	TO	ST	Blocks BS BA	+/-
21	Saniaa Wilson	F 18:58	2-4	0-0	0-1	3 3 6	3 3	4	0	1	0	2 0	-1
22	Kyra Wood	F 12:24	1-3	0-0	0-0	1 1 2	1 1	2	0	0	0	1 0	-2
2	Dyaisha Fair	G 37:30	9-24	5-12	6-6	2 4 6	0 5	29	4	3	2	0 1	5
5	Georgia Woolley	G 34:08	6-12	0-2	2-2	1 5 6	4 2	14	3	1	0	0 0	1
25	Alaina Rice	G 24:35	1-8	0-3	2-2	3 3 6	3 4	4	3	2	1	1 0	-9
1	Kennedi Perkins	10:04	2-6	0-0	0-0	1 0 1	1 0	4	1	0	0	0 0	8
23	Alyssa Latham	35:30	4-8	0-2	1-2	4 1 5	4 2	9	0	1	2	6 0	9
34	Izabel Varejão	16:06	3-7	1-4	0-0	2 0 2	3 1	7	0	4	1	1 0	-4
4	Sophie Burrows	10:45	0-1	0-0	0-0	1 0 1	1 0	0	1	0	1	1 0	-2
Team						2 4 6				0			
Totals			28-73	6-23	11-13	20 21 41	20 18	73	12	13	7	12 1	1

Technical Fouls: Varejão 2nd3:16

Shooting By Period			
1 st	FG%	7-18	38.9%
	3PT%	1-6	16.7%
	FT%	4-4	100%
2 nd	FG%	7-18	38.9%
	3PT%	2-7	28.6%
	FT%	2-2	100%
3 rd	FG%	6-19	31.6%
	3PT%	1-6	16.7%
	FT%	2-2	100%
4 th	FG%	8-18	44.4%
	3PT%	2-4	50.0%
	FT%	3-5	60%
GM	FG%	28-73	38.4%
	3PT%	6-23	26.1%
	FT%	11-13	84.6%

Dead Ball Rebounds: 1, 0

	LOU	SYR
Biggest lead	10 (3 rd 8:21)	1 (4 th 2:36)
Best Scoring Run	7 (3 rd 8:21)	8 (4 th 4:15)
Lead Changes	3	
Times Tied	5	
Time with Lead	38:19	00:35

Points from	LOU	SYR
Turnovers	12	12
Paint	36	34
Second Chance	12	14
Fast Breaks	19	11
Bench	17	20

Period by Period Scoring					
	1st	2nd	3rd	4th	TOT
LOU	25	15	17	15	72
SYR	19	18	15	21	73

2023-24 SYRACUSE STATISTICS - OVERALL

Game Records

Record	Overall	Home	Away	Neutral
ALL GAMES	20-4	13-1	5-3	2-0
CONFERENCE	10-3	6-1	4-2	0-0
NON-CONFERENCE	10-1	7-0	1-1	2-0

Score by Periods

Team	1st	2nd	3rd	4th	OT	TOT
Syracuse	421	436	467	507	0	1831
Opponents	389	359	432	378	0	1558

Team Box Score

No.	Player				Total		3-Point		F-Throw		Rebounds													
		GP-GS	MIN	AVG	FG-FGA	FG%	3FG-3FGA	3FG%	FT-FTA	FT%	OFF	DEF	TOT	AVG	PF	DQ	A	TO	BLK	STL	PTS	AVG		
2	FAIR, Dyaisha	24-22	877:30	36.6	172-439	.392	88-227	.388	90-109	.826	34	72	106	4.4	12	0	84	48	5	52	522	21.8		
5	WOOLLEY, Georgia	21-21	695:58	33.1	100-257	.389	23-88	.261	53-63	.841	31	72	103	4.9	49	0	67	74	7	44	276	13.1		
25	RICE, Alaina	24-24	712:50	29.7	94-236	.398	25-73	.342	49-63	.778	45	79	124	5.2	46	1	59	62	8	33	262	10.9		
23	LATHAM, Alyssa	24-21	655:39	27.3	95-197	.482	6-18	.333	31-51	.608	72	105	177	7.4	74	3	14	48	38	25	227	9.5		
34	VAREJÃO, Izabel	10-6	184:41	18.5	32-61	.525	4-16	.250	4-8	.500	15	25	40	4.0	17	1	8	11	10	8	72	7.2		
22	WOOD, Kyra	24-18	504:35	21.0	69-119	.580	0-0	.000	26-42	.619	71	97	168	7.0	48	0	11	28	26	20	164	6.8		
21	WILSON, Saniaa	22-3	359:52	16.4	46-78	.590	0-0	.000	39-54	.722	48	53	101	4.6	52	2	8	21	12	12	131	6.0		
4	BURROWS, Sophie	22-3	414:31	18.8	35-112	.313	16-73	.219	7-10	.700	25	41	66	3.0	16	0	24	16	5	21	93	4.2		
1	PERKINS, Kennedi	22-2	261:57	11.9	28-71	.394	3-15	.200	7-19	.368	12	19	31	1.4	23	0	27	21	3	11	66	3.0		
11	MCNABB, Lexi	12-0	107:55	9.0	5-15	.333	2-8	.250	1-2	.500	3	7	10	0.8	1	0	10	8	0	2	13	1.1		
15	TRIANAFYLLI, Marilena	6-0	24:33	4.1	2-9	.222	0-0	.000	1-1	1.000	3	1	4	0.7	2	0	2	2	2	0	5	0.8		
Team											38	55	93					16						
Total		24	4800		678-1594	.425	167-518	.322	308-422	.730	397	626	1023	42.6	340	7	314	355	116	228	1831	76.3		
Opponents		24	4800		591-1477	.400	134-445	.301	242-339	.714	295	569	864	36.0	411	7	358	403	55	178	1558	64.9		

Team Statistics

	SU	OPP
Scoring	1831	1558
Points per game	76.3	64.9
Scoring margin	+11.4	-
Field goals-att	678-1594	591-1477
Field goal pct	.425	.400
3 point fg-att	167-518	134-445
3-point FG pct	.322	.301
3-pt FG made per game	7.0	5.6
Free throws-att	308-422	242-339
Free throw pct	.730	.714
F-Throws made per game	12.8	10.1
Rebounds	1023	864
Rebounds per game	42.6	36.0
Rebounding margin	+6.6	-
Assists	314	358
Assists per game	13.1	14.9
Turnovers	355	403
Turnovers per game	14.8	16.8
Turnover margin	+2.0	-
Assist/turnover ratio	0.9	0.9
Steals	228	178
Steals per game	9.5	7.4
Blocks	116	55
Blocks per game	4.8	2.3
Winning streak	3	-
Home win streak	2	-
Attendance	39897	37250
Home games-Avg/Game	14-2850	8-4656
Neutral site-Avg/Game	-	2-228

Team Results

Date	Opponent		Score	Att.
11/07/2023	Lafayette	W	75-41	1162
11/10/2023	Central Conn. St.	W	101-53	1494
11/15/2023	Coppin St.	W	80-47	1085
11/19/2023	at Maryland	L	81-83	7090
11/24/2023	vs UNI	W	71-54	228
11/25/2023	vs Iowa St.	W	81-69	228
11/30/2023	Alabama	W	79-73	1819
12/04/2023	Northeastern	W	79-57	1077
12/09/2023	at Ohio	W	82-62	4623
12/18/2023	Cornell	W	78-71	1772
12/21/2023	Saint Francis (PA)	W	85-43	9109
12/31/2023	Notre Dame	W	86-81	2775
01/04/2024	at North Carolina	L	51-75	2006
01/07/2024	Boston College	W	71-64	1811
01/11/2024	at Wake Forest	W	77-56	6374
01/14/2024	Clemson	W	83-82	2742
01/18/2024	Florida St.	W	79-73	2533
01/21/2024	at Pittsburgh	W	72-59	1555
01/25/2024	at Notre Dame	W	79-65	5512
01/28/2024	Virginia Tech	L	62-75	6003
02/01/2024	at Louisville	L	69-81	8254
02/04/2024	at Boston College	W	75-63	1836
02/08/2024	Georgia Tech	W	62-59	2603
02/11/2024	Louisville	W	73-72	3912

2023-24 SYRACUSE STATISTICS - CONFERENCE ONLY

Game Records

Record	Overall	Home	Away	Neutral
ALL GAMES	10-3	6-1	4-2	0-0
CONFERENCE	10-3	6-1	4-2	0-0
NON-CONFERENCE	0-0	0-0	0-0	0-0

Score by Periods

Team	1st	2nd	3rd	4th	OT	TOT
Syracuse	209	229	216	285	0	939
Opponents	229	213	243	220	0	905

Team Box Score

No.	Player				Total		3-Point		F-Throw		Rebounds											
		GP-GS	MIN	AVG	FG-FGA	FG%	3FG-3FGA	3FG%	FT-FTA	FT%	OFF	DEF	TOT	AVG	PF	DQ	A	TO	BLK	STL	PTS	AVG
2	FAIR, Dyaisha	13-13	502:15	38.6	102-269	.379	54-142	.380	55-70	.786	18	33	51	3.9	7	0	45	29	1	28	313	24.1
5	WOOLLEY, Georgia	13-13	410:13	31.6	57-144	.396	11-42	.262	22-30	.733	16	43	59	4.5	33	0	33	48	5	25	147	11.3
34	VAREJÃO, Izabel	2-0	36:36	18.3	9-16	.563	1-5	.200	1-1	1.000	3	6	9	4.5	5	0	1	4	2	2	20	10.0
25	RICE, Alaina	13-13	374:04	28.8	44-122	.361	10-39	.256	28-36	.778	28	36	64	4.9	22	0	31	38	2	17	126	9.7
23	LATHAM, Alyssa	13-10	373:15	28.7	46-112	.411	5-14	.357	12-22	.545	35	49	84	6.5	45	2	9	27	21	16	109	8.4
22	WOOD, Kyra	13-13	264:07	20.3	33-56	.589	0-0	.000	8-12	.667	39	41	80	6.2	29	0	4	13	15	11	74	5.7
21	WILSON, Saniaa	13-3	252:13	19.4	22-43	.512	0-0	.000	22-31	.710	33	34	67	5.2	36	2	4	16	7	8	66	5.1
4	BURROWS, Sophie	12-0	225:14	18.8	17-54	.315	8-38	.211	5-5	1.000	16	23	39	3.3	10	0	13	4	4	12	47	3.9
1	PERKINS, Kennedi	13-0	155:37	12.0	15-41	.366	0-5	.000	5-13	.385	8	11	19	1.5	12	0	19	12	1	7	35	2.7
15	TRIANAFYLLI, Marilena	1-0	01:29	1.5	1-1	1.000	0-0	.000	0-0	.000	1	0	1	1.0	0	0	0	0	0	0	2	2.0
11	MCNABB, Lexi	3-0	04:55	1.6	0-1	.000	0-0	.000	0-0	.000	0	0	0	0.0	1	0	0	1	0	0	0	0.0
Team											20	33	53					10				
Total		13	2600		346-859	.403	89-285	.312	158-220	.718	217	309	526	40.5	200	4	159	202	58	126	939	72.2
Opponents		13	2600		341-792	.431	66-215	.307	157-213	.737	159	322	481	37.0	231	5	205	216	36	101	905	69.6


Team Statistics

	SU	OPP
Scoring	939	905
Points per game	72.2	69.6
Scoring margin	+2.6	-
Field goals-att	346-859	341-792
Field goal pct	.403	.431
3 point fg-att	89-285	66-215
3-point FG pct	.312	.307
3-pt FG made per game	6.8	5.1
Free throws-att	158-220	157-213
Free throw pct	.718	.737
F-Throws made per game	12.2	12.1
Rebounds	526	481
Rebounds per game	40.5	37.0
Rebounding margin	+3.5	-
Assists	159	205
Assists per game	12.2	15.8
Turnovers	202	216
Turnovers per game	15.5	16.6
Turnover margin	+1.1	-
Assist/turnover ratio	0.8	0.9
Steals	126	101
Steals per game	9.7	7.8
Blocks	58	36
Blocks per game	4.5	2.8
Winning streak	3	-
Home win streak	2	-
Attendance	22379	25537
Home games-Avg/Game	7-3197	6-4256
Neutral site-Avg/Game	-	0-0

Team Results

Date	Opponent		Score	Att.
12/31/2023	Notre Dame	W	86-81	2775
01/04/2024	at North Carolina	L	51-75	2006
01/07/2024	Boston College	W	71-64	1811
01/11/2024	at Wake Forest	W	77-56	6374
01/14/2024	Clemson	W	83-82	2742
01/18/2024	Florida St.	W	79-73	2533
01/21/2024	at Pittsburgh	W	72-59	1555
01/25/2024	at Notre Dame	W	79-65	5512
01/28/2024	Virginia Tech	L	62-75	6003
02/01/2024	at Louisville	L	69-81	8254
02/04/2024	at Boston College	W	75-63	1836
02/08/2024	Georgia Tech	W	62-59	2603
02/11/2024	Louisville	W	73-72	3912

#0 MADELINE POTTS - G - FRESHMAN - VICTORIA, AUSTRALIA



CAREER HIGHS

High School: Attended Templestowe College in Victoria, Australia.

Personal: From Doncaster, Victoria, Australia... enrolled early at Syracuse and joined the team in December 2023.

2023-24 GAME-BY-GAME STATISTICS

PLAYER PAGES

#1 KENNEDI PERKINS - G - SOPHOMORE - BOLINGBROOK, IL



CAREER HIGHS

Points	13, vs Miami (FL) 02/19/23
Rebounds	4, at Virginia Tech 02/02/23 vs Florida St. 01/18/24
Assists	5, vs Notre Dame 12/31/23
Steals	2, vs Kent St. 03/15/23 vs Lafayette 11/07/23 vs Boston College 1/7/24
Blocks	1, vs Coppin St. 11/15/23 vs Cornell 12/18/23 vs Georgia Tech 02/08/24
FG Made	6, vs Miami (FL) 02/19/23
FG Att.	8, vs Boston College 02/05/23 vs Florida St. 01/18/24
3FG Made	2, vs Coppin St. 11/15/23
3FG Att.	5, vs Coppin St. 11/15/23
FT Made	3, vs Colgate 11/10/22 at Florida St. 02/16/23 vs Boston College 1/7/24 vs Florida St. 01/18/24
FT Att.	4, vs Stony Brook 11/07/22 vs Colgate 11/10/22 at Florida St. 02/16/23

Personal: From Bolingbrook, Illinois ... Graduate of Bolingbrook High School.

				Field Goals		3-Point		F-Throws		Rebounds								Scoring		
SEASON	TEAM	GP-GS	MIN/AVG	FG-FGA	FG%	3FG-3FGA	3FG%	FT-FTA	FT%	OFF	DEF	TOT	AVG	PF-FO	A	TO	BLK	STL	PTS	AVG
2022-23	SU	23-2	200/8.7	24-56	.429	4-9	.444	12-22	.545	12	12	24	1.0	17-0	7	18	0	5	64	2.8
2023-24	SU	22-2	262/11.9	28-71	.394	3-15	.200	7-19	.368	12	19	31	1.4	23-0	27	21	3	11	66	3.0
TOTAL		45-4	462/10.3	52-127	.409	7-24	.292	19-41	.463	24	31	55	1.2	40-0	34	39	3	16	130	2.9

Freshman (2022-23): Appeared in 23 games earning two starts for the Orange ... Averaged 2.8 points per game and 1.0 rebound ... Scored seven points in a season-high 24 minutes versus Louisville (1/29) ... Recorded a career-high in points (13) against Miami (FL) (2/19) ... Shot 42.9 percent from the field and 54.5 percent from the free throw line ... Set a career-best in rebounds (4) at Virginia Tech (2/2) ... Made a season-high two steals against Kent State (3/15) ... Had a season-best two assists at Notre Dame (2/12) ... Shot 44.4 percent from the three-point line.

High School: Led Bolingbrook High School in scoring all four years averaging 15.4 points, 5.2 rebounds, 2.6 assists and 2.5 steals per game throughout her career ... Was named as an All-Area First Team selection and IHSA All-Conference in 2019 ... All-Southwest Suburban Conference selection and Associated Press Illinois Girl Basketball All-State Honorable mention honoree in 2022 ... Ended her high school career with an All-State First Team recognition for the third year in a row.

2023-24 GAME-BY-GAME STATISTICS

Opponent	Date	GS	MIN	Total		3-Pointers		Free throws		Rebounds				PF	A	TO	BLK	STL	PTS	AVG
				FG-FGA	PCT	3FG-3FGA	PCT	FT-FTA	PCT	OFF	DEF	TOT	AVG							
Lafayette	11/07/2023		17:45	2-3	.667	0-1	.000	1-2	.500	1	2	3	3.0	1	1	1	0	2	5	5.0
Central Conn. St.	11/10/2023		18:19	3-5	.600	0-0	.000	0-1	.000	0	1	1	2.0	1	1	2	0	1	6	5.5
Coppin St.	11/15/2023	*	19:04	2-6	.333	2-5	.400	0-0	.000	1	0	1	1.7	1	2	1	1	0	6	5.7
at Maryland	11/19/2023		01:51	0-0	.000	0-0	.000	0-0	.000	0	0	0	1.3	0	0	1	0	0	0	4.3
vs UNI	11/24/2023		01:38	0-0	.000	0-0	.000	0-0	.000	0	0	0	1.0	2	0	0	0	0	0	3.4
Northeastern	12/04/2023		05:25	2-3	.667	0-0	.000	1-1	1.000	0	1	1	1.0	1	0	0	0	0	5	3.7
at Ohio	12/09/2023		10:51	2-4	.500	1-2	.500	0-0	.000	1	1	2	1.1	2	1	1	0	1	5	3.9
Cornell	12/18/2023		13:29	2-4	.500	0-2	.000	0-2	.000	1	1	2	1.3	3	2	2	1	0	4	3.9
Saint Francis (PA)	12/21/2023	*	17:57	0-5	.000	0-0	.000	0-0	.000	0	2	2	1.3	0	1	1	0	0	0	3.4
Notre Dame	12/31/2023		26:48	2-6	.333	0-1	.000	0-1	.000	2	2	4	1.6	0	5	1	0	1	4	3.5
at North Carolina	01/04/2024		13:33	0-1	.000	0-0	.000	0-2	.000	0	1	1	1.5	1	1	2	0	1	0	3.2
Boston College	01/07/2024		17:35	3-7	.429	0-3	.000	3-4	.750	0	1	1	1.5	2	1	2	0	2	9	3.7
at Wake Forest	01/11/2024		13:12	1-2	.500	0-1	.000	1-2	.500	0	0	0	1.4	1	1	0	0	0	3	3.6
Clemson	01/14/2024		18:48	2-4	.500	0-0	.000	0-0	.000	1	0	1	1.4	1	4	1	0	0	4	3.6
Florida St.	01/18/2024		21:22	4-8	.500	0-0	.000	1-2	.500	1	3	4	1.5	2	3	1	0	1	9	4.0
at Pittsburgh	01/21/2024		05:53	0-2	.000	0-0	.000	0-0	.000	1	3	4	1.7	0	2	1	0	1	0	3.8
at Notre Dame	01/25/2024		05:11	0-0	.000	0-0	.000	0-0	.000	0	0	0	1.6	2	0	2	0	0	0	3.5
Virginia Tech	01/28/2024		07:20	0-1	.000	0-0	.000	0-0	.000	0	0	0	1.5	1	1	1	0	0	0	3.3
at Louisville	02/01/2024		03:12	0-1	.000	0-0	.000	0-2	.000	2	0	2	1.5	1	0	0	0	1	0	3.2
at Boston College	02/04/2024		04:19	0-0	.000	0-0	.000	0-0	.000	0	1	1	1.5	0	0	1	0	0	0	3.0
Georgia Tech	02/08/2024		08:21	1-3	.333	0-0	.000	0-0	.000	0	0	0	1.4	0	0	0	1	0	2	3.0
Louisville	02/11/2024		10:04	2-6	.333	0-0	.000	0-0	.000	1	0	1	1.4	1	1	0	0	0	4	3.0
Totals		2	261:57	28-71	.394	3-15	.200	7-19	.368	12	19	31	1.4	23	27	21	3	11	66	3.0

Player Averages

Games Played	Minutes/game	Points/game	FG Pct	3FG Pct	FT Pct	Rebounds/game	Assists/game	Turnovers/game	Assist/Turnover ratio	Steals/game	Blocks/game
22	11.9	3.0	39.4	20.0	36.8	1.4	1.2	1.0	1.3	0.5	0.1

PLAYER PAGES

#2 DYAISHA FAIR - G - FIFTH YEAR - ROCHESTER, NY



CAREER HIGHS

Points 40, at Bowling Green 01/05/22*
Rebounds 12, vs Akron 12/13/20*
Assists 10, at Miami (OH) 01/04/20*
 vs Akron 12/13/20*
Steals 6, at NIU 02/13/21*
 vs Kent St. 03/10/21*
vs. Notre Dame 12/31/23
Blocks 2, vs James Madison 11/27/21*
 vs NC State 01/01/23
FG Made 14, at Bowling Green 01/05/22*
FG Att. 31, vs Central Mich. 01/29/20*
 vs Kent St. 03/11/20*
3FG Made 9, vs Florida St. 01/18/24
3FG Att. 18, at Pittsburgh 1/21/23
FT Made 16, vs. Cornell 12/18/23
FT Att. 19, vs Akron 12/13/20*
 *at Buffalo

SEASON	TEAM	GP-GS	MIN/AVG	Field Goals		3-Point		F-Throws		Rebounds				Scoring	
				FG-FGA	FG%	3FG-3FGA	3FG%	FT-FTA	FT%	OFF	DEF	TOT	AVG	PF-FO	A
2019-20	UB	30-26	1083/36.1	232-624	.372	74-236	.314	122-170	.718	58	120	178	5.9	45-0	106
2020-21	UB	24-24	874/36.4	187-513	.365	60-190	.316	145-179	.810	47	96	143	6.0	35-0	122
2021-22	UB	34-34	1271/37.4	276-684	.404	93-253	.368	151-185	.816	37	128	165	4.9	31-0	149
2022-23	SU	33-33	1181/35.8	228-573	.398	88-243	.362	112-137	.818	25	92	117	3.5	22-0	138
2023-24	SU	24-22	878/36.6	172-439	.392	88-227	.388	90-109	.826	34	72	106	4.4	12-0	84
TOTAL FOR SU	57-55	2058/36.1	400-1012	.395	176-470	.374	202-246	.821	59	164	223	3.9	34-0	222	113
TOTAL	145-139	5285/36.5	1095-2833	.387	403-1149	.351	620-780	.795	201	508	709	4.9	145-0	599	369

Senior (2022-23): Appeared & Started in all 33 games for the Orange ... Averaged 19.9 points per game and 3.5 rebounds ... Scored a season-high 36 points against Virginia (1/26) ... Played a season-high 40 minutes in five contests ... Led the ACC in steals (79) ... Made 39.8 percent of her shots from the field and 81.8 percent from the free throw line ... Grabbed a season-best six rebounds four different times ... Shot 36.2 percent from three-point range ... Tied a program record with eight made three-pointers against Virginia (1/26) ... Recorded a season-best eight assists against Binghamton (11/14) ... Made a season-high five steals at Penn State ... Tied a career-high in blocks (2) versus NC State (1/1) ... Led the Orange in Scoring (656) ... Scored 24 points against Boston College, becoming one of two active players in D1 WBB to score 2,500 points (2/5) ... Ranked second in scoring in the ACC ... Named First Team All-ACC & All-ACC Defensive Team ... Named a WBCA All-America Honorable Mention.

Prior to Syracuse (Buffalo 2019-2021): Put together one of the best freshman campaigns in UB history, appearing in 30 games while earning 26 starts ... Named MAC Freshman of the Year ... Earned MAC East Player of the Week honors four times ... Ended her freshman year ranked fourth in the nation in scoring (22.0 ppg), while also ranking third in final points (660) and landing a spot on the watch list for the Dawn Staley Award for the top guard in the country ... Started in all 24 games of her sophomore season earning her First Team All-MAC and defensive team honors ... Fair was named one of 10 finalists for the Nancy Lieberman Award which honors the nation's best point guard, to the late season watch list for the Dawn Staley Award and was one of 10 semifinalists for the Becky Hammon Mid-Major Player of the Year Award.

High School: Played four seasons at Edison Tech High School serving as team captain for three years ... Named All-Greater Rochester Player of the Year ... Named to the Ronald-McDonald All-Star Team ... 2018 New York State Sportswriters Association All-State Team honorable Mention.

Personal: Born on August 7, 2001 ... daughter of Shatara Fair and Terrance Pradia ... has one brother and two sisters ... Her favorite athletes include Kyrie Irving, LeBron James, Skylar Diggins and Rochester native Shenise Johnson ... Chicken is her favorite food ... Enjoys listening to hip-hop, R&B and Gospel music. ... Likes to shop and sing in her free time.

2023-24 GAME-BY-GAME STATISTICS

Opponent	Date	GS	MIN	Total		3-Pointers		Free throws		Rebounds				PF		PTS	AVG
				FG-FGA	PCT	3FG-3FGA	PCT	FT-FTA	PCT	OFF	DEF	TOT	AVG	A	TO		
Lafayette	11/07/2023	*	30:41	6-14	.429	3-6	.500	2-2	1.000	3	8	11	11.0	0	6	17	17.0
Central Conn. St.	11/10/2023	*	28:40	10-17	.588	5-9	.556	3-3	1.000	0	0	0	5.5	2	3	28	22.5
Coppin St.	11/15/2023	*	30:00	5-11	.455	4-8	.500	2-2	1.000	0	3	3	4.7	0	3	2	16
at Maryland	11/19/2023	*	40:00	3-16	.188	3-12	.250	5-6	.833	0	4	4	4.5	1	5	3	14
vs UNI	11/24/2023	*	35:40	4-16	.250	1-6	.167	0-0	.000	2	5	7	5.0	0	1	0	9
vs Iowa St.	11/25/2023	*	40:00	12-25	.480	3-8	.375	2-2	1.000	4	4	8	5.5	0	1	0	29
Alabama	11/30/2023	*	35:02	7-15	.467	4-5	.800	2-2	1.000	3	4	7	5.7	0	7	5	20
Northeastern	12/04/2023	*	33:22	6-9	.667	2-3	.667	0-0	.000	0	2	2	5.3	0	1	2	14
at Ohio	12/09/2023	*	37:54	7-18	.389	5-13	.385	2-2	1.000	1	4	5	5.2	1	2	1	21
Cornell	12/18/2023	*	35:13	3-13	.231	2-7	.286	16-18	.889	2	3	5	5.2	0	6	3	4
Saint Francis (PA)	12/21/2023	*	28:43	7-16	.438	2-8	.250	1-2	.500	1	2	3	5.0	1	4	0	3
Notre Dame	12/31/2023	*	37:34	9-21	.429	4-12	.333	5-6	.833	2	2	4	4.9	0	3	6	0
at North Carolina	01/04/2024	*	38:56	7-22	.318	3-12	.250	0-0	.000	1	2	3	4.8	1	1	0	1
Boston College	01/07/2024	*	39:02	4-15	.267	3-10	.300	10-12	.833	0	1	1	4.5	0	6	4	0
at Wake Forest	01/11/2024	*	38:31	9-19	.474	3-7	.429	0-1	.000	2	5	7	4.7	0	2	3	0
Clemson	01/14/2024	*	34:39	6-21	.286	3-13	.231	6-7	.857	1	1	2	4.5	2	4	1	0
Florida St.	01/18/2024	*	40:00	10-24	.417	9-14	.643	2-2	1.000	2	1	3	4.4	1	2	1	0
at Pittsburgh	01/21/2024	*	38:25	7-23	.304	6-18	.333	2-2	1.000	0	2	2	4.3	0	6	0	4
at Notre Dame	01/25/2024	*	40:00	7-19	.368	4-8	.500	7-9	.778	3	4	7	4.4	1	3	3	0
Virginia Tech	01/28/2024	*	38:04	6-15	.400	3-8	.375	1-1	1.000	0	4	4	4.4	1	4	3	1
at Louisville	02/01/2024	*	40:00	10-23	.435	4-9	.444	4-9	.444	2	2	4	4.4	0	4	3	0
at Boston College	02/04/2024	*	39:34	13-25	.520	5-11	.455	7-7	1.000	3	0	3	4.3	1	2	1	0
Georgia Tech	02/08/2024	*	40:00	5-18	.278	2-8	.250	5-8	.625	0	5	5	4.3	0	4	1	0
Louisville	02/11/2024	*	37:30	9-24	.375	5-12	.417	6-6	1.000	2	4	6	4.4	0	4	3	0
Totals		22	877:30	172-439	.392	88-227	.388	90-109	.826	34	72	106	4.4	12	84	48	5

Player Averages

Games Played	Minutes/game	Points/game	FG Pct	3FG Pct	FT Pct	Rebounds/game	Assists/game	Turnovers/game	Assist/Turnover ratio	Steals/game	Blocks/game
24	36.6	21.8	39.2	38.8	82.6	4.4	3.5	2.0	1.8	2.2	0.2

PLAYER PAGES

#4 SOPHIE BURROWS - G/F - FRESHMAN - VICTORIA, AUSTRALIA



				Field Goals		3-Point		F-Throws		Rebounds									Scoring	
SEASON	TEAM	GP-GS	MIN/AVG	FG-FGA	FG%	3FG-3FGA	3FG%	FT-FTA	FT%	OFF	DEF	TOT	AVG	PF-FO	A	TO	BLK	STL	PTS	AVG
2023-24	SU	22-3	415/18.8	35-112	.313	16-73	.219	7-10	.700	25	41	66	3.0	16-0	24	16	5	21	93	4.2
TOTAL		22-3	415/18.8	35-112	.313	16-73	.219	7-10	.700	25	41	66	3.0	16-0	24	16	5	21	93	4.2

International Experience: Was a member of Australia's U18 FIBA Women's Asian Championship 2022 Division A team where she appeared in five games and averaged 9.2 points and 4.2 rebounds per game. Arrived on campus in August 2023 after playing for Australia in the 2023 FIBA U19 Women's Basketball World Cup where she averaged 6.6 points and 2.9 rebounds per game.

Prior to Syracuse: Played two seasons for the Diamond Valley Basketball Association in Australia's NBL1 semi-professional league ... Averaged 15.4 points, 7.0 rebounds, 2.0 assists, and 2.0 steals per game while shooting 40 percent from the field in 2022 ... Named the Diamond Valley MVP for the 2022 NBL1 season ... Represented Victoria in the Australian National Championships and helped her team to gold on the U16 and U20 squads and a silver with the U18 team.

CAREER HIGHS

Points	17, vs Boston College 1/7/24
Rebounds	8, vs Boston College 1/7/24 vs Boston College 02/04/24
Assists	3, vs Central Conn. St. 11/10/23 vs Coppin St. 11/15/23 vs Florida St. 01/18/24
Steals	4, vs Clemson 1/14/24
Blocks	1, vs Coppin St. 11/15/23 vs North Carolina 1/4/24 vs Wake Forest 1/11/24
FG Made	6, vs Central Conn. St. 11/10/23 vs Boston College 1/7/24
FG Att.	13, vs Lafayette 11/07/23
3FG Made	3, vs Northeastern 12/04/23 vs Boston College 1/7/24
3FG Att.	7, vs Lafayette 11/07/23 vs Clemson 1/14/24
FT Made	2, vs Boston College 1/7/24 vs Florida St. 01/18/24
FT Att.	2, vs Coppin St. 11/15/23 vs Alabama 11/30/23

2023-24 GAME-BY-GAME STATISTICS


Opponent	Date	GS	MIN	Total		3-Pointers		Free throws		Rebounds				PF	A	TO	BLK	STL	PTS	AVG
				FG-FGA	PCT	3FG-3FGA	PCT	FT-FTA	PCT	OFF	DEF	TOT	AVG							
Lafayette	11/07/2023	*	25:25	4-13	.308	2-7	.286	0-0	.000	1	1	2	2.0	0	1	2	0	0	10	10.0
Central Conn. St.	11/10/2023	*	27:05	6-10	.600	1-4	.250	0-1	.000	1	4	5	3.5	0	3	1	0	1	13	11.5
Coppin St.	11/15/2023	*	27:09	3-8	.375	2-6	.333	1-2	.500	2	1	3	3.3	1	3	1	1	2	9	10.7
at Maryland	11/19/2023		15:19	0-5	.000	0-4	.000	0-0	.000	0	0	0	2.5	1	0	2	0	0	0	8.0
vs UNI	11/24/2023		03:42	0-0	.000	0-0	.000	0-0	.000	0	0	0	2.0	2	0	0	0	0	0	6.4
vs Iowa St.	11/25/2023		07:34	0-1	.000	0-1	.000	0-0	.000	0	1	1	1.8	0	1	0	0	0	0	5.3
Alabama	11/30/2023		17:24	0-1	.000	0-0	.000	1-2	.500	2	1	3	2.0	1	0	0	0	0	1	4.7
Northeastern	12/04/2023		17:43	3-8	.375	3-6	.500	0-0	.000	0	2	2	2.0	0	1	2	0	2	9	5.3
at Ohio	12/09/2023		32:38	1-9	.111	0-5	.000	0-0	.000	3	4	7	2.6	1	1	3	0	2	2	4.9
Saint Francis (PA)	12/21/2023		15:17	1-3	.333	0-2	.000	0-0	.000	0	4	4	2.7	0	1	1	0	2	2	4.6
at North Carolina	01/04/2024		17:57	2-6	.333	1-4	.250	0-0	.000	0	0	0	2.5	0	1	0	1	0	5	4.6
Boston College	01/07/2024		33:06	6-10	.600	3-6	.500	2-2	1.000	4	4	8	2.9	2	0	1	0	1	17	5.7
at Wake Forest	01/11/2024		22:19	2-6	.333	2-5	.400	0-0	.000	1	4	5	3.1	1	0	0	1	2	6	5.7
Clemson	01/14/2024		25:13	1-7	.143	1-7	.143	0-0	.000	3	1	4	3.1	2	2	2	0	4	3	5.5
Florida St.	01/18/2024		25:34	2-9	.222	0-5	.000	2-2	1.000	1	5	6	3.3	1	3	0	0	0	6	5.5
at Pittsburgh	01/21/2024		10:23	0-2	.000	0-2	.000	0-0	.000	1	0	1	3.2	1	0	0	1	0	0	5.2
at Notre Dame	01/25/2024		13:22	2-2	1.000	0-0	.000	1-1	1.000	0	2	2	3.1	0	0	0	0	0	5	5.2
Virginia Tech	01/28/2024		08:26	0-3	.000	0-2	.000	0-0	.000	0	0	0	2.9	0	0	0	0	1	0	4.9
at Louisville	02/01/2024		07:48	0-3	.000	0-3	.000	0-0	.000	1	0	1	2.8	0	0	0	0	0	0	4.6
at Boston College	02/04/2024		28:35	1-4	.250	1-4	.250	0-0	.000	3	5	8	3.1	1	3	1	0	1	3	4.6
Georgia Tech	02/08/2024		21:46	1-1	1.000	0-0	.000	0-0	.000	1	2	3	3.1	1	3	0	0	2	2	4.4
Louisville	02/11/2024		10:45	0-1	.000	0-0	.000	0-0	.000	1	0	1	3.0	1	1	0	1	1	0	4.2
Totals		3	414:31	35-112	.313	16-73	.219	7-10	.700	25	41	66	3.0	16	24	16	5	21	93	4.2

Player Averages

Games Played	Minutes/game	Points/game	FG Pct	3FG Pct	FT Pct	Rebounds/game	Assists/game	Turnovers/game	Assist/Turnover ratio	Steals/game	Blocks/game
22	18.8	4.2	31.3	21.9	70.0	3.0	1.1	0.7	1.5	1.0	0.2

PLAYER PAGES

#5 GEORGIA WOOLLEY- G - JUNIOR - BRISBANE, AUSTRALIA



CAREER HIGHS

Points	30, at Eastern Mich. 02/02/22* at Columbia 03/24/23
Rebounds	11, at Bucknell 12/20/21*
Assists	6, vs Bowling Green 03/05/22*
Steals	7, at Tennessee 03/19/22*
Blocks	2, at Toledo 01/22/22* vs Pittsburgh 01/05/23 vs North Carolina 1/4/24
FG Made	11, vs Ball St. 03/12/22* at Columbia 03/24/23
FG Att.	22, vs NIU 01/29/22*
3FG Made	5, at Eastern Mich. 02/02/22*
3FG Att.	10, at NIU 02/12/22* vs Pittsburgh 01/05/23 at Virginia Tech 02/02/23
FT Made	12, vs Bowling Green 03/05/22*
FT Att.	13, vs Bowling Green 03/05/22*
*at Buffalo	

				Field Goals		3-Point		F-Throws		Rebounds								Scoring		
SEASON	TEAM	GP-GS	MIN/AVG	FG-FGA	FG%	3FG-3FGA	3FG%	FT-FTA	FT%	OFF	DEF	TOT	AVG	PF-FO	A	TO	BLK	STL	PTS	AVG
2021-22	UB	34-24	1047/30.8	174-416	.418	51-168	.304	98-115	.852	51	107	158	4.6	69-1	65	104	17	73	497	14.6
2022-23	SU	29-24	878/30.3	133-326	.408	42-141	.298	66-84	.786	39	73	112	3.9	59-0	64	71	10	62	374	12.9
2023-24	SU	21-21	696/33.1	100-257	.389	23-88	.261	53-63	.841	31	72	103	4.9	49-0	67	74	7	44	276	13.1
TOTAL FOR SU		50-45	1574/31.5	233-583	.400	65-229	.284	119-147	.810	70	145	215	4.3	108-0	131	145	17	106	650	13.0
TOTAL		84-69	2620/31.2	407-999	.407	116-397	.292	217-262	.828	121	252	373	4.4	177-1	196	249	34	179	1147	13.7

Sophomore (2022-23): Appeared in 29 games, earning 24 starts for the Orange ... Averaged 12.9 points per game and 3.9 rebounds ... Tied her career high in points (30) at Columbia (3/24) ... Shot 40.8 percent from the field and 78.6 percent from the free throw line ... Scored 20 points in a season-high 38 minutes versus North Carolina (2/9) ... Converted 40 percent of her shots from three-point range (4-for-10) at Virginia Tech (2/2) ... Had a season-best eight rebounds against Boston College (2/5) ... Tied her career high in blocks (2) against Pittsburgh (1/5) ... Dished out a season-high five assists at Seton Hall (3/20) ... Recorded a season-best six steals at Clemson (1/8) ... Finished the season with 12 consecutive games in double-digit points ... Ranked second on the team in total points (347) ... Named to the All-ACC Academic Team.

Prior to Syracuse (Buffalo 2021-2022): Made 24 starts during her freshman season ... Stood second on the team for most three-pointers (51) ... Ranked second on the team in total points (427) ... MAC Freshman of the Year.

High School: Ranked in the top 20 in her class ... Helped lead St. Paul's to its first premiership title in school history ... Named the 2019 Brisbane Basketball Graduate Player of the Year ... Recipient of the 2019 "Amarlie Carol Trophy" for the most valuable player of the Queensland School Sport Basketball Tournament ... 2019 Southern Basketball League MVP ... Member of the silver medalist Queensland U20 All-State team at the Australian National Championships, averaging 15.4 points per game, and earned a silver medal with the U18 squad as well ... Attended the 11th edition of Basketball without Borders Asia, where she was chosen as the women's camp MVP ... Competed in the 2020 Queensland State League where she helped lead the Brisbane Capitals to an 8-3 overall record.

Personal: From Brisbane, Australia

2023-24 GAME-BY-GAME STATISTICS

Opponent	Date	GS	MIN	Total		3-Pointers		Free throws		Rebounds				PF	A	TO	BLK	STL	PTS	AVG
				FG-FGA	PCT	3FG-3FGA	PCT	FT-FTA	PCT	OFF	DEF	TOT	AVG							
at Maryland	11/19/2023	*	38:15	7-16	.438	2-7	.286	5-5	1.000	2	6	8	8.0	1	3	3	0	2	21	21.0
vs UNI	11/24/2023	*	37:08	5-14	.357	1-6	.167	11-11	1.000	2	8	10	9.0	2	8	4	1	3	22	21.5
vs Iowa St.	11/25/2023	*	37:30	2-12	.167	0-6	.000	0-0	.000	1	4	5	7.7	4	4	1	0	4	4	15.7
Alabama	11/30/2023	*	36:57	4-16	.250	0-6	.000	2-2	1.000	2	2	4	6.8	1	5	6	0	1	10	14.3
Northeastern	12/04/2023	*	31:33	6-13	.462	1-6	.167	4-4	1.000	1	3	4	6.2	2	4	2	0	2	17	14.8
at Ohio	12/09/2023	*	35:18	4-9	.444	1-3	.333	4-5	.800	3	2	5	6.0	2	4	6	1	3	13	14.5
Cornell	12/18/2023	*	39:33	8-18	.444	4-7	.571	3-4	.750	2	3	5	5.9	2	2	3	0	3	23	15.7
Saint Francis (PA)	12/21/2023	*	29:31	7-15	.467	3-5	.600	2-2	1.000	2	1	3	5.5	2	4	1	0	1	19	16.1
Notre Dame	12/31/2023	*	31:32	4-9	.444	0-3	.000	2-2	1.000	0	4	4	5.3	3	2	8	0	2	10	15.4
at North Carolina	01/04/2024	*	27:39	1-10	.100	0-6	.000	1-2	.500	1	2	3	5.1	4	3	2	2	1	3	14.2
Boston College	01/07/2024	*	30:15	3-13	.231	0-4	.000	0-0	.000	3	4	7	5.3	2	2	6	1	2	6	13.5
at Wake Forest	01/11/2024	*	31:40	7-10	.700	1-2	.500	0-0	.000	0	2	2	5.0	1	0	2	0	0	15	13.6
Clemson	01/14/2024	*	30:06	5-14	.357	0-2	.000	4-5	.800	2	2	4	4.9	3	5	3	0	6	14	13.6
Florida St.	01/18/2024	*	16:13	2-5	.400	0-0	.000	2-2	1.000	0	3	3	4.8	0	1	4	1	1	6	13.1
at Pittsburgh	01/21/2024	*	38:32	8-18	.444	3-7	.429	1-1	1.000	0	5	5	4.8	3	3	2	0	3	20	13.5
at Notre Dame	01/25/2024	*	37:27	5-14	.357	1-2	.500	1-4	.250	6	3	9	5.1	3	4	5	0	2	12	13.4
Virginia Tech	01/28/2024	*	35:33	6-13	.462	2-7	.286	2-4	.500	0	7	7	5.2	4	4	4	0	3	16	13.6
at Louisville	02/01/2024	*	36:26	5-12	.417	2-3	.667	3-4	.750	1	3	4	5.1	4	2	4	0	3	15	13.7
at Boston College	02/04/2024	*	34:30	2-7	.286	1-2	.500	4-4	1.000	2	2	4	5.1	2	2	2	1	1	9	13.4
Georgia Tech	02/08/2024	*	26:12	3-7	.429	1-2	.500	0-0	.000	0	1	1	4.9	0	2	5	0	1	7	13.1
Louisville	02/11/2024	*	34:08	6-12	.500	0-2	.000	2-2	1.000	1	5	6	4.9	4	3	1	0	0	14	13.1
Totals			21 695:58	100-257	.389	23-88	.261	53-63	.841	31	72	103	4.9	49	67	74	7	44	276	13.1

Player Averages

Games Played	Minutes/game	Points/game	FG Pct	3FG Pct	FT Pct	Rebounds/game	Assists/game	Turnovers/game	Assist/Turnover ratio	Steals/game	Blocks/game
21	33.1	13.1	38.9	26.1	84.1	4.9	3.2	3.5	0.9	2.1	0.3

PLAYER PAGES

#11 LEXI MCNABB - G - SOPHOMORE - CHANDLER, AZ



CAREER HIGHS

Points	4, vs Binghamton 11/14/22 vs Central Conn. St. 11/10/23 vs Saint Francis 12/21/23
Rebounds	4, vs Central Conn. St. 11/10/23
Assists	3, vs Wagner 12/11/22 vs Central Conn. St. 11/10/23
Steals	1, vs Wagner 12/11/22 vs Central Conn. St. 11/10/23 vs Coppin St. 11/15/23
FG Made	2, vs Binghamton 11/14/22 vs Saint Francis 12/21/23
FG Att.	5, vs Lafayette 11/07/23
3FG Made	1, vs Lafayette 11/07/23 vs Central Conn. St. 11/10/23
3FG Att.	4, vs Lafayette 11/07/23
FT Made	2, vs Wagner 12/11/22
FT Att.	2, vs Wagner 12/11/22 vs Central Conn. St. 11/10/23

				Field Goals		3-Point		F-Throws		Rebounds									Scoring	
SEASON	TEAM	GP-GS	MIN/AVG	FG-FGA	FG%	3FG-3FGA	3FG%	FT-FTA	FT%	OFF	DEF	TOT	AVG	PF-FO	A	TO	BLK	STL	PTS	AVG
2022-23	SU	10-0	41/4.1	3-7	.429	0-4	.000	3-4	.750	0	2	2	0.2	1-0	8	3	0	1	9	0.9
2023-24	SU	12-0	108/9.0	5-15	.333	2-8	.250	1-2	.500	3	7	10	0.8	1-0	10	8	0	2	13	1.1
TOTAL		22-0	148/6.7	8-22	.364	2-12	.167	4-6	.667	3	9	12	0.5	2-0	18	11	0	3	22	1.0

Freshman (2022-23): Appeared in 10 games this season ... Set a career-high in points (4) against Binghamton (11/14) ... Tallied a career-high three assists and one steal versus Wagner (12/11) ... Recorded 10 minutes of play against Colgate, setting a career-best ... Made a season-high 66.7 percent of her shots (2 of 3) against Binghamton (11/14) ... Grabbed one rebound against Seton Hall in the WNIT.

High School: Two-time Arizona 4A State Champion ... Scored 21 points in the championship game in 2021 ... Named as an honorable mention All-Academic Team member three times while at Seton Catholic ... Played for AAU for Arizona Select from 2016-2020 before joining the Kia Nurse Elite EYBL 17U squad in 2021 ... She was named Hoophall Tournament MVP in 2020-21 and earned recognition at several other AAU tournaments.

Personal: Comes from a family of Orange Athletes ... Father played Basketball at SU under Jim Boeheim for two seasons and played quarterback for the football team ... Mother played basketball for the Orange under Legette-Jack as assistant coach.

2023-24 GAME-BY-GAME STATISTICS

Opponent	Date	GS	MIN	Total		3-Pointers		Free throws		Rebounds				PF	A	TO	BLK	STL	PTS	AVG
				FG-FGA	PCT	3FG-3FGA	PCT	FT-FTA	PCT	OFF	DEF	TOT	AVG							
Lafayette	11/07/2023		26:41	1-5	.200	1-4	.250	0-0	.000	0	0	0	0.0	0	1	2	0	0	3	3.0
Central Conn. St.	11/10/2023		22:08	1-2	.500	1-1	1.000	1-2	.500	0	4	4	2.0	0	3	3	0	1	4	3.5
Coppin St.	11/15/2023		20:41	1-4	.250	0-3	.000	0-0	.000	1	1	2	2.0	0	2	1	0	1	2	3.0
at Maryland	11/19/2023		04:06	0-0	.000	0-0	.000	0-0	.000	0	0	0	1.5	0	1	1	0	0	0	2.3
vs UNI	11/24/2023		03:34	0-0	.000	0-0	.000	0-0	.000	0	0	0	1.2	0	0	0	0	0	0	1.8
Northeastern	12/04/2023		05:25	0-0	.000	0-0	.000	0-0	.000	0	0	0	1.0	0	1	0	0	0	0	1.5
at Ohio	12/09/2023		02:06	0-0	.000	0-0	.000	0-0	.000	0	1	1	1.0	0	0	0	0	0	0	1.3
Cornell	12/18/2023		04:16	0-0	.000	0-0	.000	0-0	.000	1	0	1	1.0	0	1	0	0	0	0	1.1
Saint Francis (PA)	12/21/2023		14:04	2-3	.667	0-0	.000	0-0	.000	1	1	2	1.1	0	1	0	0	0	4	1.4
at North Carolina	01/04/2024		01:04	0-1	.000	0-0	.000	0-0	.000	0	0	0	1.0	1	0	0	0	0	0	1.3
at Wake Forest	01/11/2024		01:29	0-0	.000	0-0	.000	0-0	.000	0	0	0	0.9	0	0	0	0	0	0	1.2
at Boston College	02/04/2024		02:22	0-0	.000	0-0	.000	0-0	.000	0	0	0	0.8	0	0	1	0	0	0	1.1
Totals		0	107:55	5-15	.333	2-8	.250	1-2	.500	3	7	10	0.8	1	10	8	0	2	13	1.1

Player Averages

Games Played	Minutes/game	Points/game	FG Pct	3FG Pct	FT Pct	Rebounds/game	Assists/game	Turnovers/game	Assist/Turnover ratio	Steals/game	Blocks/game
12	9.0	1.1	33.3	25.0	50.0	0.8	0.8	0.7	1.3	0.2	0.0

PLAYER PAGES

#12 CHEYENNE 'CHEY' MCEVANS - G - SENIOR - DETROIT, MI



CAREER HIGHS

Points	20, vs Miami (OH) 03/03/21*
Rebounds	12, vs Bowling Green 03/12/21*
Assists	6, vs James Madison 11/27/21*
Steals	4, vs Bowling Green 01/13/21*
	vs Miami (OH) 03/03/21*
	vs James Madison 11/27/21*
Blocks	3, vs Miami (OH) 03/03/21*
FG Made	7, 4 times
FG Att.	16, vs Ball St. 02/17/21*
	vs Bowling Green 03/12/21*
3FG Made	2, 4 times
3FG Att.	4, 4 times
FT Made	6, at Kent St. 02/24/21*
	vs Miami (OH) 03/03/21*
FT Att.	at Purdue 12/09/20*
	9, at Purdue 12/09/20*

*At Buffalo

				Field Goals		3-Point		F-Throws		Rebounds										Scoring	
SEASON	TEAM	GP-GS	MIN/AVG	FG-FGA	FG%	3FG-3FGA	3FG%	FT-FTA	FT%	OFF	DEF	TOT	AVG	PF-FO	A	TO	BLK	STL	PTS	AVG	
2020-21	UB	22-20	686/31.2	93-212	.439	13-41	.317	55-79	.696	53	75	128	5.8	51-2	47	38	13	34	254	11.5	
2021-22	UB	12-10	318/26.5	40-94	.426	3-14	.214	10-20	.500	27	35	62	5.2	20-0	28	21	4	18	93	7.8	
2022-23	SU	17-0	212/12.5	16-41	.390	1-6	.167	15-24	.625	14	17	31	1.8	15-0	15	15	0	12	48	2.8	
TOTAL FOR SU		17-0	212/12.5	16-41	.390	1-6	.167	15-24	.625	14	17	31	1.8	15-0	15	15	0	12	48	2.8	
TOTAL		51-30	1216/23.9	149-347	.429	17-61	.279	80-123	.650	94	127	221	4.3	86-2	90	74	17	64	395	7.7	

Junior (2022-23): Appeared in 17 games before a season-ending injury against Boston College ... Averaged 2.8 points per game and 1.8 rebounds ... Shot 39.0 percent from field goal range ... Set a season-high in minutes played (22) at Purdue (11/30) ... Scored a season-high eight points versus Wagner (12/11) ... Grabbed season-best five rebounds at Louisville (12/29) ... Had four assists against Coppin State (12/8) ... Recorded two steals against NC State (1/1) ... Named to the All-ACC Academic Team.

Prior to Syracuse (Buffalo 2020-2022): Started in 20 games during her freshman season ... Named to the MAC All-Freshman Team ... During her sophomore season appeared in 12 games before an injury shorted her season.

Highschool: Standout career at Southfield A&T High School where she finished with 1,500 career points ... Helped lead the Warriors to four straight OAA League Championships, two district championships and a state Final Four ... Two-time member of the Associated Press Division 1 All-State Team ... Named to the All-North First Team as a senior ... Three-time All-League selection.

PLAYER PAGES

#15 MARILENA TRIANTAFYLLI - C - FRESHMAN - ATHENS, GREECE



CAREER HIGHS

Points	3, vs Coppin St. 11/15/23
Rebounds	2, vs Central Conn. St. 11/10/23
Assists	1, vs Central Conn. St. 11/10/23
	vs Coppin St. 11/15/23
Blocks	1, vs Coppin St. 11/15/23
	vs Saint Francis 12/21/23
FG Made	1, vs Coppin St. 11/15/23
	vs Wake Forest 1/11/24
FG Att.	3, vs Saint Francis 12/21/23
FT Made	1, vs Coppin St. 11/15/23
FT Att	1, vs Coppin St. 11/15/23

				Field Goals		3-Point		F-Throws		Rebounds									Scoring	
SEASON	TEAM	GP-GS	MIN/AVG	FG-FGA	FG%	3FG-3FGA	3FG%	FT-FTA	FT%	OFF	DEF	TOT	AVG	PF-FO	A	TO	BLK	STL	PTS	AVG
2023-24	SU	6-0	25/4.1	2-9	.222	0-0	.000	1-1	1.000	3	1	4	0.7	2-0	2	2	2	0	5	0.8
TOTAL		6-0	25/4.1	2-9	.222	0-0	.000	1-1	1.000	3	1	4	0.7	2-0	2	2	2	0	5	0.8

Prior to Syracuse: Played for the EFAOZ women's basketball team in the ESVA league in Greece ... Averaged seven points in 21.0 minutes per game, helping the team to a 21-5 record ... Averaged 12.0 rebounds, 4.5 blocks, two assists, and one steal per game ... Was a pre-selection for Greece's U14, U16, and U18 Women's National Teams.

2023-24 GAME-BY-GAME STATISTICS

Opponent	Date	GS	MIN	Total		3-Pointers		Free throws		Rebounds				PF					PTS	AVG
				FG-FGA	PCT	3FG-3FGA	PCT	FT-FTA	PCT	OFF	DEF	TOT	AVG	A	TO	BLK	STL	PTS		
Lafayette	11/07/2023		03:46	0-2	.000	0-0	.000	0-0	.000	1	0	1	1.0	0	0	0	0	0	0	0.0
Central Conn. St.	11/10/2023		05:29	0-2	.000	0-0	.000	0-0	.000	1	1	2	1.5	0	1	1	0	0	0	0.0
Coppin St.	11/15/2023		03:36	1-1	1.000	0-0	.000	1-1	1.000	0	0	0	1.0	0	1	0	1	0	3	1.0
Northeastern	12/04/2023		02:24	0-0	.000	0-0	.000	0-0	.000	0	0	0	0.8	1	0	0	0	0	0	0.8
Saint Francis (PA)	12/21/2023		07:49	0-3	.000	0-0	.000	0-0	.000	0	0	0	0.6	1	0	1	1	0	0	0.6
at Wake Forest	01/11/2024		01:29	1-1	1.000	0-0	.000	0-0	.000	1	0	1	0.7	0	0	0	0	0	2	0.8
Totals		0	24:33	2-9	.222	0-0	.000	1-1	1.000	3	1	4	0.7	2	2	2	2	0	5	0.8

Player Averages

Games Played	Minutes/ game	Points/ game	FG Pct	3FG Pct	FT Pct	Rebounds/ game	Assists/ game	Turnovers/ game	Assist/Turnover ratio	Steals/ game	Blocks/ game
6	4.1	0.8	22.2	0.0	100.0	0.7	0.3	0.3	1.0	0.0	0.3

PLAYER PAGES

#21 SANIAA WILSON - F - JUNIOR - ROCHESTER, NY



CAREER HIGHS

Points 18, vs Ohio 12/09/23
Rebounds 14, at Eastern Mich. 02/02/22*
Assists 2, vs Louisville 01/29/23
vs Maryland 11/19/23
vs Notre Dame 12/31/23
Steals 2, at Notre Dame 02/12/23
vs Saint Francis 12/21/23
vs Virginia Tech 01/28/24
Blocks 3, vs Colgate 11/10/22
 at Florida St. 02/16/23
FG Made 5, at Central Mich. 02/05/22*
 vs LIU 11/17/22
 vs Wagner 12/11/22
FG Att. 9, vs LIU 11/17/22
vs Pittsburgh 1/21/24
FT Made 8, vs Ohio 12/09/23
FT Att. 10, vs Ohio 12/09/23
 *at Buffalo

				Field Goals		3-Point		F-Throws		Rebounds								Scoring		
SEASON	TEAM	GP-GS	MIN/AVG	FG-FGA	FG%	3FG-3FGA	3FG%	FT-FTA	FT%	OFF	DEF	TOT	AVG	PF-FO	A	TO	BLK	STL	PTS	AVG
2021-22	UB	14-0	153/10.9	19-34	.559	0-0	.000	12-22	.545	21	40	61	4.4	19-0	3	10	4	0	50	3.6
2022-23	SU	27-3	328/12.2	41-71	.577	0-0	.000	25-39	.641	40	49	89	3.3	52-1	6	17	16	6	107	4.0
2023-24	SU	22-3	360/16.4	46-78	.590	0-0	.000	39-54	.722	48	53	101	4.6	52-2	8	21	12	12	131	6.0
TOTAL FOR SU		49-6	688/14.0	87-149	.584	0-0	.000	64-93	.688	88	102	190	3.9	104-3	14	38	28	18	238	4.9
TOTAL		63-6	841/13.3	106-183	.579	0-0	.000	76-115	.661	109	142	251	4.0	123-3	17	48	32	18	288	4.6

Sophomore (2022-23): Appeared in 27 games earning three starts for the Orange ... Averaged 4.0 points per game and 3.3 rebounds ... Shot 57.7 percent from the field and 64.1 percent from the free throw line ... Grabbed a season-high 11 rebounds versus LIU (11/17) ... Scored a season-high 13 points versus Wagner (12/11) ... Played a season-high 31 minutes against Louisville (1/29) ... Tied a career-high in blocks (3) at Florida State (2/16) ... Dished out a career-best two assists versus Louisville (1/29) ... Set a career-high in steals (2) at Notre Dame (2/12) ... Named to the All-ACC Academic Team.

Prior to Syracuse (Buffalo 2021-2022): Appeared in 14 games for the Bills ... Averaged 3.6 points per game and 4.4 rebounds.

High School: Graduated from Bishop Kearney High School where she led the Kings to three straight Section V championships, two regional championships, and two appearances at the New York State Championship ... Left high school ranked No. 18 at her position by ESPN and a nominee for the 2021 Ronald McDonald All-American game.

Personal: From Rochester, N.Y.

2023-24 GAME-BY-GAME STATISTICS

Opponent	Date	GS	MIN	Total		3-Pointers		Free throws		Rebounds										
				FG-FGA	PCT	3FG-3FGA	PCT	FT-FTA	PCT	OFF	DEF	TOT	AVG	PF	A	TO	BLK	STL	PTS	AVG
Central Conn. St.	11/10/2023		10:17	3-6	.500	0-0	.000	1-2	.500	3	1	4	4.0	1	0	0	0	0	7	7.0
Coppin St.	11/15/2023		12:33	3-4	.750	0-0	.000	2-2	1.000	0	5	5	4.5	1	0	0	0	0	8	7.5
at Maryland	11/19/2023		09:23	3-4	.750	0-0	.000	0-0	.000	2	0	2	3.7	3	2	0	0	0	6	7.0
vs UNI	11/24/2023		13:29	2-4	.500	0-0	.000	0-0	.000	0	5	5	4.0	3	1	1	1	1	4	6.3
vs Iowa St.	11/25/2023		04:35	1-1	1.000	0-0	.000	1-2	.500	0	0	0	3.2	2	0	0	0	0	3	5.6
Northeastern	12/04/2023		15:45	4-4	1.000	0-0	.000	1-2	.500	1	1	2	3.0	0	0	1	0	0	9	6.2
at Ohio	12/09/2023		19:40	5-5	1.000	0-0	.000	8-10	.800	5	3	8	3.7	2	1	1	1	1	18	7.9
Cornell	12/18/2023		06:10	1-2	.500	0-0	.000	0-0	.000	0	0	0	3.3	4	0	1	2	0	2	7.1
Saint Francis (PA)	12/21/2023		15:46	2-5	.400	0-0	.000	4-5	.800	4	4	8	3.8	0	0	1	1	2	8	7.2
Notre Dame	12/31/2023		23:08	2-3	.667	0-0	.000	3-4	.750	3	1	4	3.8	1	2	0	0	1	7	7.2
at North Carolina	01/04/2024		25:59	1-4	.250	0-0	.000	0-0	.000	3	3	6	4.0	5	0	4	0	1	2	6.7
Boston College	01/07/2024		17:25	0-1	.000	0-0	.000	2-2	1.000	4	4	8	4.3	5	0	5	1	1	2	6.3
at Wake Forest	01/11/2024		06:21	1-1	1.000	0-0	.000	0-2	.000	0	1	1	4.1	1	0	0	0	0	2	6.0
Clemson	01/14/2024		21:23	1-1	1.000	0-0	.000	2-4	.500	4	2	6	4.2	1	0	1	1	0	4	5.9
Florida St.	01/18/2024		23:35	2-2	1.000	0-0	.000	2-3	.667	0	3	3	4.1	3	0	1	1	0	6	5.9
at Pittsburgh	01/21/2024		25:21	3-9	.333	0-0	.000	3-4	.750	8	5	13	4.7	0	1	0	1	1	9	6.1
at Notre Dame	01/25/2024		10:17	2-4	.500	0-0	.000	2-2	1.000	1	2	3	4.6	4	1	0	0	0	6	6.1
Virginia Tech	01/28/2024		25:26	2-4	.500	0-0	.000	4-5	.800	2	0	2	4.4	4	0	2	0	2	8	6.2
at Louisville	02/01/2024		27:38	2-5	.400	0-0	.000	0-0	.000	3	5	8	4.6	4	0	0	0	1	4	6.1
at Boston College	02/04/2024	*	12:35	2-2	1.000	0-0	.000	4-4	1.000	1	3	4	4.6	4	0	1	0	0	8	6.2
Georgia Tech	02/08/2024	*	14:08	2-3	.667	0-0	.000	0-0	.000	1	2	3	4.5	1	0	1	1	1	4	6.0
Louisville	02/11/2024	*	18:58	2-4	.500	0-0	.000	0-1	.000	3	3	6	4.6	3	0	1	2	0	4	6.0
Totals		3	359:52	46-78	.590	0-0	.000	39-54	.722	48	53	101	4.6	52	8	21	12	12	131	6.0

Player Averages

Games Played	Minutes/ game	Points/ game	FG Pct	3FG Pct	FT Pct	Rebounds/ game	Assists/ game	Turnovers/ game	Assist/Turnover ratio	Steals/ game	Blocks/ game
22	16.4	6.0	59.0	0.0	72.2	4.6	0.4	1.0	0.4	0.5	0.5

PLAYER PAGES

#22 KYRA WOOD - F - JUNIOR - BUFFALO, NY



CAREER HIGHS

Points 16, vs East Carolina 02/06/22*
Rebounds 15, vs Saint Francis 12/21/23
Assists 2, 6 times
Steals 3, 4 times
Blocks 6, at Notre Dame 01/25/24
FG Made 6, vs East Carolina 02/06/22*
vs Central Conn. St. 11/10/23
FG Att. 12, vs East Carolina 02/06/22*
FT Made 4, at Memphis 01/29/22*
vs East Carolina 02/06/22*
vs Lafayette 11/07/23
FT Att. 8, at Northwestern 12/17/21
vs Cincinnati 01/26/22*

*at Temple

SEASON	TEAM	GP-GS	MIN/AVG	Field Goals		3-Point		F-Throws		Rebounds				Scoring	
				FG-FGA	FG%	3FG-3FGA	3FG%	FT-FTA	FT%	OFF	DEF	TOT	AVG	PF-FO	A
2021-22	Temple	25-8	314/12.6	28-71	.394	0-0	.000	23-48	.479	40	67	107	4.3	25-0	2
2022-23	SU	30-18	490/16.3	43-82	.524	0-0	.000	8-18	.444	58	47	105	3.5	40-0	9
2023-24	SU	24-18	505/21.0	69-119	.580	0-0	.000	26-42	.619	71	97	168	7.0	48-0	11
TOTAL FOR SU		54-36	995/18.4	112-201	.557	0-0	.000	34-60	.567	129	144	273	5.1	88-0	20
TOTAL		79-44	1309/16.6	140-272	.515	0-0	.000	57-108	.528	169	211	380	4.8	113-0	22

Sophomore (2022-23): Appeared in 30 games this season, earning 18 starts for the Orange ... Averaged 3.1 points and 3.5 rebounds per game ... Shot a season-best 66.7 percent from the field (4-for-6) and grabbed a season-high nine rebounds against Notre Dame (1/15) ... Played a season-high 31 minutes against NC State (1/1) ... Scored a season-high nine points versus Pittsburgh (1/5) ... Tied her career-high in steals with three at Seton Hall (3/20) ... Scored on 52.4 percent of her shots from the field ... Tallied a season-best two assists at Pittsburgh (2/23) ... Recorded a season-high three blocks at Virginia Tech (2/2) ... Named to the All-ACC Academic Team.

Prior to Syracuse (Temple 2021-2022): Started eight of the final nine games of the season ... Played in 25 games ... Finished the season second on the team in blocks (29) while averaging 3.2 points per game and 4.3 rebounds per game.

High School: During her junior season, was named to the Second Team All-Western New York along with being tabbed Co-Canisus Cup Player of the Year ... Surpassed the 2,000 point mark during her senior season.

Personal: From Buffalo, N.Y.

2023-24 GAME-BY-GAME STATISTICS

Opponent	Date	GS	MIN	Total		3-Pointers		Free throws		Rebounds				PF	A	TO	BLK	STL	PTS	AVG
				FG-FGA	PCT	3FG-3FGA	PCT	FT-FTA	PCT	OFF	DEF	TOT	AVG							
Lafayette	11/07/2023		20:39	4-8	.500	0-0	.000	4-5	.800	4	3	7	7.0	1	0	1	0	1	12	12.0
Central Conn. St.	11/10/2023		20:02	6-6	1.000	0-0	.000	3-6	.500	2	3	5	6.0	0	0	1	2	3	15	13.5
Coppin St.	11/15/2023		19:10	2-4	.500	0-0	.000	0-0	.000	2	6	8	6.7	1	2	4	1	0	4	10.3
at Maryland	11/19/2023		14:34	2-3	.667	0-0	.000	0-0	.000	0	4	4	6.0	3	0	1	0	1	4	8.8
vs UNI	11/24/2023	*	30:18	4-10	.400	0-0	.000	0-1	.000	2	8	10	6.8	4	1	1	5	0	8	8.6
vs Iowa St.	11/25/2023	*	33:00	5-7	.714	0-0	.000	3-5	.600	4	6	10	7.3	2	2	1	0	0	13	9.3
Alabama	11/30/2023		23:17	4-6	.667	0-0	.000	2-2	1.000	3	10	13	8.1	1	0	2	0	1	10	9.4
Northeastern	12/04/2023		17:19	0-2	.000	0-0	.000	3-6	.500	2	5	7	8.0	2	1	0	1	2	3	8.6
at Ohio	12/09/2023	*	16:10	1-3	.333	0-0	.000	0-1	.000	1	3	4	7.6	2	0	0	0	0	2	7.9
Cornell	12/18/2023	*	24:41	4-5	.800	0-0	.000	0-0	.000	3	2	5	7.3	1	1	2	0	1	8	7.9
Saint Francis (PA)	12/21/2023	*	21:18	4-9	.444	0-0	.000	3-4	.750	9	6	15	8.0	2	0	2	2	0	11	8.2
Notre Dame	12/31/2023	*	25:06	4-6	.667	0-0	.000	0-0	.000	5	5	10	8.2	1	0	4	1	1	8	8.2
at North Carolina	01/04/2024	*	17:02	4-5	.800	0-0	.000	0-0	.000	2	2	4	7.8	3	1	1	1	1	8	8.2
Boston College	01/07/2024	*	11:01	2-3	.667	0-0	.000	0-0	.000	1	0	1	7.4	3	0	0	1	2	4	7.9
at Wake Forest	01/11/2024	*	16:35	4-5	.800	0-0	.000	0-0	.000	4	3	7	7.3	1	0	0	0	1	8	7.9
Clemson	01/14/2024	*	13:36	3-6	.500	0-0	.000	1-3	.333	5	0	5	7.2	2	0	2	0	1	7	7.8
Florida St.	01/18/2024	*	24:46	3-5	.600	0-0	.000	2-2	1.000	5	4	9	7.3	2	1	1	0	1	8	7.8
at Pittsburgh	01/21/2024	*	32:19	3-3	1.000	0-0	.000	2-2	1.000	3	3	6	7.2	3	0	1	3	1	8	7.8
at Notre Dame	01/25/2024	*	32:15	2-5	.400	0-0	.000	0-0	.000	4	9	13	7.5	3	1	0	6	1	4	7.6
Virginia Tech	01/28/2024	*	33:28	2-8	.250	0-0	.000	2-3	.667	5	7	12	7.8	2	1	2	1	1	6	7.6
at Louisville	02/01/2024	*	22:49	3-5	.600	0-0	.000	0-0	.000	3	3	6	7.7	3	0	0	0	0	6	7.5
at Boston College	02/04/2024	*	10:57	0-0	.000	0-0	.000	0-0	.000	0	0	0	7.3	2	0	1	1	1	0	7.1
Georgia Tech	02/08/2024	*	11:48	2-2	1.000	0-0	.000	1-2	.500	1	4	5	7.2	3	0	1	0	0	5	7.0
Louisville	02/11/2024	*	12:24	1-3	.333	0-0	.000	0-0	.000	1	1	2	7.0	1	0	0	1	0	2	6.8
Totals			18 504:35	69-119	.580	0-0	.000	26-42	.619	71	97	168	7.0	48	11	28	26	20	164	6.8

Player Averages

Games Played	Minutes/game	Points/game	FG Pct	3FG Pct	FT Pct	Rebounds/game	Assists/game	Turnovers/game	Assist/Turnover ratio	Steals/game	Blocks/game
24	21.0	6.8	58.0	0.0	61.9	7.0	0.5	1.2	0.4	0.8	1.1

PLAYER PAGES

#23 ALYSSA LATHAM - F - FRESHMAN - GLENWOOD, IL



CAREER HIGHS

Points	23, vs Alabama 11/30/23
Rebounds	12, vs Alabama 11/30/23 vs Notre Dame 12/31/23
Assists	2, vs Central Conn. St. 11/10/23 vs Notre Dame 12/31/23 vs. Wake Forest 1/11/24
Steals	3, vs Notre Dame 12/31/23 vs Boston College 1/7/24
Blocks	6, vs Louisville 02/11/24
FG Made	9, vs Alabama 11/30/23 vs Notre Dame 12/31/23
FG Att.	18, vs Notre Dame 12/31/23
3FG Made.	2, vs Notre Dame 12/31/23
3FG Att.	3, vs Notre Dame 12/31/23 vs Clemson 1/14/23 vs North Carolina 1/4/24
FT Made	5, vs Lafayette 11/07/23 vs Boston College 02/04/24
FT Att.	7, vs Lafayette 11/07/23

				Field Goals		3-Point		F-Throws		Rebounds									Scoring	
SEASON	TEAM	GP-GS	MIN/AVG	FG-FGA	FG%	3FG-3FGA	3FG%	FT-FTA	FT%	OFF	DEF	TOT	AVG	PF-FO	A	TO	BLK	STL	PTS	AVG
2023-24	SU	24-21	656/27.3	95-197	.482	6-18	.333	31-51	.608	72	105	177	7.4	74-3	14	48	38	25	227	9.5
TOTAL		24-21	656/27.3	95-197	.482	6-18	.333	31-51	.608	72	105	177	7.4	74-3	14	48	38	25	227	9.5

Prior to Syracuse: Led Homewood-Flossmoor High School to a 51-17 record in three seasons ... Averaged 9.8 points, 5.7 rebounds, 2.3 blocks, and 1.0 assists per game as a freshman, winning a South-West Suburban Blue Conference Championship ... Averaged 15.8 points, 7.4 rebounds, and 2.3 assists as a sophomore ... Averaged a double double with 19.4 points and 10.2 rebounds her junior year ... Named Associated Press All-State Honorable Mention, All-Area Second Team, and IBCA 4A All-State Team as a sophomore ... Was named Max Preps Illinois Player of the Year, USA Today's Illinois Rising Star of the Year, and SWSC Blue Conference Player of the Year after her junior season.

2023-24 GAME-BY-GAME STATISTICS

Opponent	Date	GS	MIN	Total		3-Pointers		Free throws		Rebounds				PF	A	TO	BLK	STL	PTS	AVG
				FG-FGA	PCT	3FG-3FGA	PCT	FT-FTA	PCT	OFF	DEF	TOT	AVG							
Lafayette	11/07/2023	*	22:50	5-8	.625	0-0	.000	5-7	.714	5	5	10	10.0	3	0	2	0	0	15	15.0
Central Conn. St.	11/10/2023	*	26:51	5-7	.714	0-0	.000	1-2	.500	4	7	11	10.5	2	2	2	2	0	11	13.0
Coppin St.	11/15/2023	*	16:54	2-5	.400	0-1	.000	0-1	.000	1	6	7	9.3	1	0	1	1	1	4	10.0
at Maryland	11/19/2023	*	17:11	5-7	.714	0-0	.000	1-2	.500	6	2	8	9.0	4	0	1	2	0	11	10.3
vs UNI	11/24/2023	*	22:23	4-12	.333	0-1	.000	1-2	.500	2	3	5	8.2	3	1	3	2	1	9	10.0
vs Iowa St.	11/25/2023	*	31:36	2-6	.333	0-0	.000	0-0	.000	1	5	6	7.8	4	1	1	1	2	4	9.0
Alabama	11/30/2023	*	40:00	9-10	.900	1-1	1.000	4-5	.800	5	7	12	8.4	2	0	6	5	0	23	11.0
Northeastern	12/04/2023	*	27:48	3-7	.429	0-0	.000	0-0	.000	4	4	8	8.4	1	0	0	1	1	6	10.4
at Ohio	12/09/2023	*	15:23	6-7	.857	0-0	.000	2-2	1.000	4	2	6	8.1	5	0	2	1	1	14	10.8
Cornell	12/18/2023	*	37:49	4-8	.500	0-0	.000	1-3	.333	4	6	10	8.3	3	1	1	1	1	9	10.6
Saint Francis (PA)	12/21/2023	*	23:39	4-8	.500	0-1	.000	4-5	.800	1	9	10	8.5	1	0	2	1	2	12	10.7
Notre Dame	12/31/2023	*	31:46	9-18	.500	2-3	.667	1-3	.333	5	7	12	8.8	5	2	3	2	3	21	11.6
at North Carolina	01/04/2024	*	33:26	4-13	.308	1-3	.333	2-3	.667	8	3	11	8.9	4	0	3	0	1	11	11.5
Boston College	01/07/2024	*	23:35	3-4	.750	0-0	.000	0-0	.000	3	4	7	8.8	4	1	2	3	3	6	11.1
at Wake Forest	01/11/2024	*	33:16	5-7	.714	0-0	.000	1-2	.500	1	4	5	8.5	3	3	1	0	2	11	11.1
Clemson	01/14/2024	*	34:44	6-8	.750	2-2	1.000	0-0	.000	2	5	7	8.4	4	0	4	3	2	14	11.3
Florida St.	01/18/2024	*	29:51	3-11	.273	0-1	.000	0-0	.000	2	5	7	8.4	3	1	1	1	2	6	11.0
at Pittsburgh	01/21/2024	*	12:46	0-1	.000	0-0	.000	0-0	.000	1	0	1	7.9	3	1	2	2	0	0	10.4
at Notre Dame	01/25/2024	*	28:10	4-10	.400	0-0	.000	0-0	.000	2	1	3	7.7	4	0	0	2	0	8	10.3
Virginia Tech	01/28/2024	*	20:02	1-8	.125	0-2	.000	0-0	.000	0	2	2	7.4	1	0	0	0	0	2	9.9
at Louisville	02/01/2024	*	24:20	1-5	.200	0-0	.000	0-0	.000	2	4	6	7.3	5	1	4	1	0	2	9.5
at Boston College	02/04/2024		32:15	1-10	.100	0-0	.000	5-6	.833	3	7	10	7.5	2	0	4	0	0	7	9.4
Georgia Tech	02/08/2024		33:34	5-9	.556	0-1	.000	2-6	.333	2	6	8	7.5	3	0	2	1	1	12	9.5
Louisville	02/11/2024		35:30	4-8	.500	0-2	.000	1-2	.500	4	1	5	7.4	4	0	1	6	2	9	9.5
Totals		21	655:39	95-197	.482	6-18	.333	31-51	.608	72	105	177	7.4	74	14	48	38	25	227	9.5

Player Averages

Games Played	Minutes/game	Points/game	FG Pct	3FG Pct	FT Pct	Rebounds/game	Assists/game	Turnovers/game	Assist/Turnover ratio	Steals/game	Blocks/game
24	27.3	9.5	48.2	33.3	60.8	7.4	0.6	2.0	0.3	1.0	1.6

PLAYER PAGES

#24 DOMINIQUE 'DOM' CAMP - G - GRADUATE STUDENT - DAYTON, OH



CAREER HIGHS

Points	26, at Miami (OH) 01/07/23^
Rebounds	10, vs Miami (OH) 02/25/23^
Assists	16, vs Central Mich. 12/29/21*
Steals	7, at Northern Ky. 11/28/22^
Blocks	1, 15 times
FG Made	9, vs Central Mich. 01/18/23^
	vs Miami (OH) 02/25/23^
FG Att.	17, at Toledo 01/21/23^
	vs Miami (OH) 02/25/23^
3FG Made	4, vs Eastern Mich. 02/09/22*
3FG Att.	6, vs Toledo 02/22/23^
FT Made	10, at Miami (OH) 01/07/23^
FT Att.	10, at Miami (OH) 01/07/23^

^ at Akron
*at Buffalo

SEASON	TEAM	GP-GS	MIN/AVG	Field Goals		3-Point		F-Throws		Rebounds									Scoring	
				FG-FGA	FG%	3FG-3FGA	3FG%	FT-FTA	FT%	OFF	DEF	TOT	AVG	PF-FO	A	TO	BLK	STL	PTS	AVG
2020-21	TROY	17-0	108/6.3	12-31	.387	7-20	.350	2-3	.667	3	12	15	0.9	7-0	6	8	0	7	33	1.9
2021-22	UB	34-24	905/26.6	63-180	.350	15-47	.319	14-19	.737	25	67	92	2.7	37-0	133	84	7	49	155	4.6
2022-23	UA	30-29	916/30.5	128-286	.448	13-61	.213	56-72	.778	21	74	95	3.2	50-1	112	122	8	75	325	10.8
TOTAL FOR SU		0-0	0/0.0	0-0	.000	0-0	.000	0-0	.000	0	0	0	0.0	0-0	0	0	0	0	0	0.0
TOTAL		81-53	1929/23.8	203-497	.408	35-128	.273	72-94	.766	49	153	202	2.5	94-1	251	214	15	131	513	6.3

Grad Year (2023-24): Suffered a torn ACL in Syracuse's exhibition game against St. Rose. Had successful surgery in December and will not play this season. Plans to return for the 2024-25 season.

Prior to Syracuse: Averaged 10.8 points, 3.7 assists and 3.2 rebounds per game as a senior at Akron during the 2022-23 season . . . Started the final 28 games of the season at Akron and shot 44.5 percent from the field and 77.9 percent from the free throw line . . . Played under Felisha Legette-Jack at Buffalo (2021-22) appearing in all 34 games earning 24 starts while helping the team to a MAC Tournament Championship and an NCAA Tournament birth . . . Spent her sophomore season at Troy from 2020-21 appearing in 17 games while helping the Trojans to a Sun Belt Championship and an NCAA Tournament Appearance . . . Began her collegiate career the junior college level where she started in 28 of 29 games at Sinclair averaging 19.1 points, 8.9 rebounds and 6.7 assists per game.

PLAYER PAGES

#25 ALAINA RICE - G - GRADUATE STUDENT - ROCKLEDGE, FL



CAREER HIGHS

Points 26, vs. Iowa State 11/25/23
Rebounds 17, at Florida St. 02/16/23
Assists 9, vs Alabama 02/14/21^
Steals 5, 4 times
Blocks 3, vs UNI 11/24/23
FG Made 9, vs Iowa State 11/25/23
FG Att. 17, vs Morgan St. 01/11/20*
3FG Made 5, at UMS 02/17/20*
3FG Att. 8, at Howard 01/25/20*
FT Made 8, at Howard 01/25/20*
FT Att. 15, at Howard 01/25/20*
 *at FAMU
 ^at Auburn

				Field Goals		3-Point		F-Throws		Rebounds				Scoring						
SEASON	TEAM	GP-GS	MIN/AVG	FG-FGA	FG%	3FG-3FGA	3FG%	FT-FTA	FT%	OFF	DEF	TOT	AVG	PF-FO	A	TO	BLK	STL	PTS	AVG
2019-20	FAMU	27-24	733/27.1	91-285	.319	34-106	.321	63-99	.636	41	87	128	4.7	64-1	65	141	6	43	279	10.3
2020-21	AUB	22-12	471/21.4	41-130	.315	14-41	.341	20-27	.741	27	27	54	2.5	34-0	43	49	1	18	116	5.3
2021-22	SU	29-1	525/18.1	41-123	.333	8-32	.250	28-36	.778	58	55	113	3.9	42-1	31	37	0	31	118	4.1
2022-23	SU	33-24	805/24.4	77-206	.374	26-87	.299	39-52	.750	57	115	172	5.2	46-1	59	52	10	43	219	6.6
2023-24	SU	24-24	713/29.7	94-236	.398	25-73	.342	49-63	.778	45	79	124	5.2	46-1	59	62	8	33	262	10.9
TOTAL FOR SU		86-49	2043/23.8	212-565	.375	59-192	.307	116-151	.768	160	249	409	4.8	134-3	149	151	18	107	599	7.0
TOTAL		135-85	3247/24.0	344-980	.351	107-339	.316	199-277	.718	228	363	591	4.4	232-4	257	341	25	168	994	7.4

Senior (2022-23): Appeared in all 33 games, earning 23 starts ... Averaged 6.6 points and 5.2 rebounds per game ... Scored in double figures seven times ... Had a season-high 18 points versus Virginia (1/26) ... Recorded nine points in a season-high 40 minutes against Boston College (2/5) ... Set a career-high in rebounds with 17 at Florida St. (2/16) ... Shot 37.4 percent from the field and 75.0 percent from the free throw line ... Tallied a season-high seven assists against Virginia (1/26) ... Made 29.9 percent of her shots from three-point range ... Had a season-best in field goals made (7) against Virginia (1/26) ... Tallied a season-high in steals (5) at Boston College (1/12).

Junior (2021-22): Appeared in all 29 games earning one start ... Averaged 4.1 points and 3.9 rebounds per game as Syracuse's first player off the bench ... Scored in double figures three times ... Had a season-high 17 points at Boston College (1/6) ... Tallied 10 points in a season-high 37 minutes during her one start at North Carolina (12/30) ... Had a season-high 11 rebounds against Duke (1/9) ... Shot 33.3 percent from the field and 77.8 percent from the free throw line ... Had a season-high five assists versus Clemson (12/11) ... Posted a season-best mark in field goals made (6) against Central Connecticut (12/5) and Boston College (1/6) ... Had a season-high four steals vs. Colgate (11/28).

Prior to Syracuse (Auburn 2020-21): Appeared in 22 games, earning 12 starts ... Played 21.4 minutes/game ... Averaged 5.3 points, 2.5 rebounds, 2.0 assists, 0.8 steals ... Finished season on a high note, scoring in double-figures each of the last two games ... Led Auburn with season-high 15 points along with 4 rebounds and 2 assists vs. Florida in SEC Tournament (3/3) ... Scored 11 points in regular-season finale at Tennessee (2/28) ... One other double-figure game with 13 points and 5 assists vs. Texas A&M (1/28) ... Career-high 9 assists along with 4 points and 3 rebounds vs. Alabama (2/14) ... Scored 9 points twice, vs. North Florida (12/17) and at Alabama (1/24) ... Season-high 6 rebounds along with 7 points vs. Arkansas (2/25) ... Shot 31.5 percent from the field (41-130) and 34.1 percent (14-41) from 3-point range ... Was a 74.1 percent free-throw shooter (20-27) ... Granted immediate eligibility after transferring from Florida A&M during the 2020 offseason.

Prior to Syracuse (Florida A&M 2019-20): Named MEAC Rookie of the Year ... Played in all 27 games as a freshman ... Averaged 10.3 points, 4.7 rebounds, 2.4 assists per game, leading the Rattlers in assists ... Scored in double-figures 17 times, including a season-high 22 points vs. Howard.

High School: Graduated from IMG Academy in Bradenton, Fla. ... Also played at Rockledge High School ... Club team was Titans/Essence/Boca Thunder.

Personal: Alaina Rice ... Born November 2000 ... Parents are Rodell and Lakenya Rice ... Has two siblings, Austin Ivey and Kenisha Rice ... likes to play videogames in free time ... favorite place to travel to is Universal Studios ... favorite musical artist is Jade ... favorite food is seafood ... career goal is to be great at whatever she does or whoever she is working for

2023-24 GAME-BY-GAME STATISTICS

Opponent	Date	GS	MIN	Total		3-Pointers		Free throws		Rebounds										
				FG-FGA	PCT	3FG-3FGA	PCT	FT-FTA	PCT	OFF	DEF	TOT	AVG	PF	A	TO	BLK	STL	PTS	AVG
Lafayette	11/07/2023	*	28:08	5-13	.385	0-5	.000	0-0	.000	3	8	11	11.0	2	1	3	0	1	10	10.0
Central Conn. St.	11/10/2023	*	23:48	5-8	.625	0-0	.000	1-1	1.000	0	2	2	6.5	1	5	3	1	4	11	10.5
Coppin St.	11/15/2023	*	25:58	6-11	.545	2-3	.667	1-2	.500	3	4	7	6.7	2	1	4	1	2	15	12.0
at Maryland	11/19/2023	*	31:32	4-7	.571	2-2	1.000	3-4	.750	1	4	5	6.3	4	2	5	0	0	13	12.3
vs UNI	11/24/2023	*	38:17	6-10	.600	3-4	.750	2-2	1.000	2	4	6	6.2	1	4	0	3	1	17	13.2
vs Iowa St.	11/25/2023	*	40:00	9-17	.529	4-6	.667	4-5	.800	2	3	5	6.0	3	2	2	0	2	26	15.3
Alabama	11/30/2023	*	30:37	2-6	.333	1-1	1.000	3-4	.750	0	2	2	5.4	5	2	3	0	2	8	14.3
Northeastern	12/04/2023	*	25:41	3-9	.333	0-1	.000	3-4	.750	1	1	2	5.0	0	4	1	0	2	9	13.6
at Ohio	12/09/2023	*	30:00	3-13	.231	1-5	.200	0-0	.000	1	5	6	5.1	2	4	1	1	0	7	12.9
Cornell	12/18/2023	*	38:49	2-10	.200	1-5	.200	3-4	.750	1	3	4	5.0	3	3	1	0	1	8	12.4
Saint Francis (PA)	12/21/2023	*	25:56	5-10	.500	1-2	.500	1-1	1.000	3	7	10	5.5	1	0	1	0	1	12	12.4
Notre Dame	12/31/2023	*	24:06	4-8	.500	1-1	1.000	0-0	.000	1	1	2	5.2	2	3	5	1	0	9	12.1
at North Carolina	01/04/2024	*	24:24	2-9	.222	1-5	.200	0-0	.000	4	3	7	5.3	1	2	2	0	1	5	11.5
Boston College	01/07/2024	*	28:01	2-9	.222	0-2	.000	2-2	1.000	5	1	6	5.4	1	3	4	0	0	6	11.1
at Wake Forest	01/11/2024	*	35:08	3-10	.300	0-3	.000	3-5	.600	2	5	7	5.5	1	2	2	0	2	9	11.0
Clemson	01/14/2024	*	21:31	5-9	.556	3-4	.750	3-4	.750	2	4	6	5.5	1	2	4	0	0	16	11.3
Florida St.	01/18/2024	*	18:38	3-5	.600	1-1	1.000	0-0	.000	0	0	0	5.2	0	1	2	0	0	7	11.1
at Pittsburgh	01/21/2024	*	36:21	4-10	.400	1-4	.250	4-5	.800	0	5	5	5.2	3	3	4	0	4	13	11.2
at Notre Dame	01/25/2024	*	33:18	7-12	.583	1-4	.250	4-4	1.000	2	6	8	5.3	1	2	4	0	1	19	11.6
Virginia Tech	01/28/2024	*	31:41	5-14	.357	0-3	.000	4-4	1.000	2	4	6	5.4	4	1	1	0	0	14	11.7
at Louisville	02/01/2024	*	37:47	4-15	.267	2-6	.333	4-8	.500	4	1	5	5.3	3	4	1	0	3	14	11.8
at Boston College	02/04/2024	*	34:53	4-8	.500	0-1	.000	2-2	1.000	0	2	2	5.2	0	1	1	0	4	10	11.7
Georgia Tech	02/08/2024	*	23:41	0-5	.000	0-2	.000	0-0	.000	3	1	4	5.1	2	4	6	0	1	0	11.2
Louisville	02/11/2024	*	24:35	1-8	.125	0-3	.000	2-2	1.000	3	3	6	5.2	3	3	2	1	1	4	10.9
Totals		24	712:50	94-236	.398	25-73	.342	49-63	.778	45	79	124	5.2	46	59	62	8	33	262	10.9

Player Averages

Games Played	Minutes/ game	Points/ game	FG Pct	3FG Pct	FT Pct	Rebounds/ game	Assists/ game	Turnovers/ game	Assist/Turnover ratio	Steals/ game	Blocks/ game
24	29.7	10.9	39.8	34.2	77.8	5.2	2.5	2.6	1.0	1.4	0.3

PLAYER PAGES

#34 IZABEL 'IZA' VAREJÃO - C - GRADUATE STUDENT - VITORIA, BRAZIL



				Field Goals		3-Point		F-Throws		Rebounds								Scoring		
SEASON	TEAM	GP-GS	MIN/AVG	FG-FGA	FG%	3FG-3FGA	3FG%	FT-FTA	FT%	OFF	DEF	TOT	AVG	PF-FO	A	TO	BLK	STL	PTS	AVG
2019-20	Mich	32-1	455/14.2	70-146	.479	2-14	.143	30-49	.612	43	76	119	3.7	67-2	34	34	27	16	172	5.4
2021-22	Mich	24-0	112/4.7	21-45	.467	0-1	.000	7-13	.538	8	13	21	0.9	16-0	4	10	5	2	49	2.0
2023-24	SU	10-6	185/18.5	32-61	.525	4-16	.250	4-8	.500	15	25	40	4.0	17-1	8	11	10	8	72	7.2
TOTAL FOR SU		10-6	185/18.5	32-61	.525	4-16	.250	4-8	.500	15	25	40	4.0	17-1	8	11	10	8	72	7.2
TOTAL		66-7	752/11.4	123-252	.488	6-31	.194	41-70	.586	66	114	180	2.7	100-3	46	55	42	26	293	4.4

Prior to Syracuse: Played at Michigan from 2019-2023 appearing in 56 games during her career ... Averaged 3.9 points and 2.5 rebounds per game ... Helped Michigan to the NCAA Elite Eight appearance in 2022, its first in program history ... Made three NCAA Tournament appearances during her tenure in Ann Arbor ... three-time Academic All-Big Ten honoree.

Personal: From Vitoria, Brazil ... Niece of NBA/Cleveland Cavaliers veteran Anderson Varejao ... Played for Brazil in the 2023 World University Games

CAREER HIGHS

Points	13, vs Coppin St. 11/15/23
	vs Georgia Tech 02/08/24
Rebounds	7, 5 times. Most recent
	vs Georgia Tech 02/08/24
Assists	4, at Eastern Mich. 11/27/19*
Steals	3, at Northwestern 01/30/20*
Blocks	4, vs Bradley 11/10/19*
FG Made	6, vs Nebraska 03/05/20*
	vs Coppin St. 11/15/23
	vs Georgia Tech 02/08/24
FG Att.	11, vs Coppin St. 11/15/23
3FG Made	1, 5 times
3FG Att.	4, vs Louisville 02/11/24
FT Made	4, at Michigan St. 02/23/20*
	vs Rutgers 01/26/20*
FT Att.	5, at Michigan St. 02/23/20*
	at Eastern Mich. 11/27/19*

*at Michigan

2023-24 GAME-BY-GAME STATISTICS

				Total		3-Pointers		Free throws		Rebounds										
Opponent	Date	GS	MIN	FG-FGA	PCT	3FG-3FGA	PCT	FT-FTA	PCT	OFF	DEF	TOT	AVG	PF	A	TO	BLK	STL	PTS	AVG
Lafayette	11/07/2023	*	24:06	1-5	.200	0-2	.000	1-2	.500	2	5	7	7.0	1	1	2	1	0	3	3.0
Central Conn. St.	11/10/2023	*	17:21	3-4	.750	0-1	.000	0-2	.000	3	1	4	5.5	0	1	0	0	2	6	4.5
Coppin St.	11/15/2023	*	24:55	6-11	.545	0-2	.000	1-1	1.000	3	0	3	4.7	2	2	0	1	2	13	7.3
at Maryland	11/19/2023	*	27:49	5-8	.625	1-3	.333	1-2	.500	1	4	5	4.8	5	0	0	3	1	12	8.5
vs UNI	11/24/2023		13:51	1-4	.250	0-1	.000	0-0	.000	1	1	2	4.2	1	0	1	1	1	2	7.2
vs Iowa St.	11/25/2023		05:45	1-2	.500	0-0	.000	0-0	.000	0	1	1	3.7	0	2	0	0	0	2	6.3
Alabama	11/30/2023	*	16:43	3-5	.600	1-1	1.000	0-0	.000	0	4	4	3.7	2	0	1	1	0	7	6.4
Northeastern	12/04/2023	*	17:35	3-6	.500	1-1	1.000	0-0	.000	2	3	5	3.9	1	1	3	1	0	7	6.5
Georgia Tech	02/08/2024		20:30	6-9	.667	0-1	.000	1-1	1.000	1	6	7	4.2	2	1	0	1	1	13	7.2
Louisville	02/11/2024		16:06	3-7	.429	1-4	.250	0-0	.000	2	0	2	4.0	3	0	4	1	1	7	7.2
Totals		6	184:41	32-61	.525	4-16	.250	4-8	.500	15	25	40	4.0	17	8	11	10	8	72	7.2

Player Averages

Games Played	Minutes/ game	Points/ game	FG Pct	3FG Pct	FT Pct	Rebounds/ game	Assists/ game	Turnovers/ game	Assist/Turnover ratio	Steals/ game	Blocks/ game
10	18.5	7.2	52.5	25.0	50.0	4.0	0.8	1.1	0.7	0.8	1.0

TV/RADIO SPOT CHART



KENNEDI PERKINS

So., G, Bollingbrook, IL



DYAISHA FAIR

Gr., G, Rochester, NY



SOPHIE BURROWS

Fr., G, Lower Plenty, Australia



GEORGIA WOOLLEY

Jr., G, Brisbane, Australia



LEXI MCNABB

So., G, Chandler, AZ



CHEYENNE MCEVANS

Sr., G, Detroit, MI



MARILENA TRIANTAFYLLI

Fr., C, Athens, Greece




SANIAA WILSON

Jr., F, Rochester, NY



KYRA WOOD

Jr., F, Buffalo, NY



ALYSSA LATHAM

Fr., F, Glenwood, IL



DOMINIQUE CAMP

Gr., G, Dayton, Ohio



ALAINA RICE

Gr., G, Rockledge, FL



IZABEL VAREJÃO

Gr., C, Vitoria-Espirito Santo, Brazil



FELISHA LEGETTE-JACK

Head Coach



KHYREED CARTER

Assistant Coach



SUE LUDWIG

Assistant Coach



KRISTEN SHARKEY

Assistant Coach &
Recruiting Coordinator