



# VIRGINIA<sup>TM</sup>

**VIRGINIA ATHLETICS MEDIA RELATIONS**  
 295 Massie Road, Room 154  
 Charlottesville, VA 22904  
**Men's Basketball Contact:** Erich Bacher  
**O:** (434) 982-5530 **C:** (720) 318-5538  
**E-mail:** bacher@virginia.edu  
**Web:** VirginiaSports.com  
**Twitter:** @UVAmenHoops, @ErichJBacher

25 NCAA TOURNAMENT APPEARANCES · 2019 NCAA CHAMPIONS · 3 NCAA FINAL FOURS · 11 ALL-AMERICANS · 27 ALL-ACC FIRST TEAM SELECTIONS

**GAME INFORMATION**

**Date/Time:** Monday, Feb. 5, 2024 / 7 p.m.  
**Site:** Charlottesville, Va./John Paul Jones Arena (14,623)  
**TV:** ESPN; **Online:** WatchESPN.com  
 Dave O'Brien, Cory Alexander, Angel Gray  
**Radio:** Virginia Sports Radio Network  
 John Freeman (pxp), Jimmy Miller (analyst)  
**Satellite Radio:** SiriusXM (84),  
 SXM App (https://sxm.app.link/84)  
**Live Stats:** VirginiaSports.com  
**Twitter:** @UVAmenHoops  
**Virginia vs. Miami:** 15-13  
**Charlottesville:** 9-4 (7-2 John Paul Jones Arena)  
**Coral Gables:** 4-8 (4-7 Watsco Center)  
**Neutral:** 2-1 (2-0 Verizon Center, Washington, D.C.)  
**First:** Feb. 10, 1966 (L, 80-75 at Coral Gables)  
**Last:** Dec. 20, 2023 (L, 66-64 at Coral Gables)  
**Winning Streak:** Miami, 1 game



## [RV/RV] VIRGINIA CAVALIERS (17-5, 8-3 ACC)

Head Coach: Tony Bennett (Green Bay, 1992)  
 Virginia: 358-130 (15th season), Career: 427-163 (18th season)

## MIAMI HURRICANES (15-7, 6-5 ACC)

Head Coach: Jim Larrañaga (Providence, 1971)  
 Miami: 270-156 (13th season), Career: 740-490 (40th season)

**FOR OPENERS**

- Virginia (17-5) is second in the ACC at 8-3, while Miami (15-7) is seventh at 6-5.
- UVA is on an ACC-high six-game win streak and owns the nation's longest home winning streak at 22 games.
- UVA has held 47 straight ACC opponents to fewer than 70 points at John Paul Jones Arena.
- Reece Beekman became the 51st Cavalier to reach 1,000 career points with 14 at Clemson.
- Miami head coach Jim Larrañaga served as an assistant to Terry Holland at UVA from 1979-86.
- Miami associate head coach Bill Courtney served as an assistant at UVA from 2006-09.

**LAST TIME OUT**

- Jake Groves scored 17 points and Reece Beekman and Isaac McKneely each added 14 points as Virginia held off Clemson 66-65 in ACC action at Littlejohn Coliseum on Feb. 3.
- McKneely's four-point play gave UVA a 64-59 advantage and after a rebound basket by Ryan Dunn, a long 3-point attempt by Clemson reserve Jack Clark was off the mark at the buzzer.
- PJ Hall led the Tigers with 19 points and Joseph Girard III added 14 and Ian Schieffelin chipped in 13 points and nine rebounds.
- UVA scored 30 points in the paint and out-scored Clemson's bench 21-5.

**2023-24 SCHEDULE/RESULTS - 17-5, 8-3 ACC**

Date	Opponent	TV	Time/Result
Nov. 6	[RV] Tarleton State	ACCNX	W, 80-50
Nov. 10	[RV] vs. Florida (RV) #	ACCN	W, 73-70
Nov. 14	[RV] N.C. A&T	ACCNX	W, 80-51
Nov. 16	[RV] Texas Southern	ACCN	W, 62-33
Nov. 20	[24] vs. Wisconsin \$	FS1	L, 65-41
Nov. 22	[24] vs. West Virginia \$	FS1	W, 56-54
Nov. 29	[RV] Texas A&M (14) %	ESPN2	W, 59-47
Dec. 2	[RV] Syracuse *	ESPN2	W, 84-62
Dec. 5	[RV] NCCU	ACCNX	W, 77-47
Dec. 16	[22] Northeastern	ACCN	W, 56-54
Dec. 19	[22] at Memphis (23)	ESPN2	L, 77-54
Dec. 27	[RV] Morgan State	ACCN	W, 77-44
Dec. 30	[RV] at Notre Dame *	ACCN	L, 76-54
Jan. 3	Louisville *	ESPN2	W, 77-53
Jan. 6	at NC State *	ACCN	L, 76-60
Jan. 13	at Wake Forest (RV) *	ESPN2	L, 66-47
Jan. 17	Virginia Tech *	ESPNU	W, 65-57
Jan. 20	at Georgia Tech *	ACCN	W, 75-66
Jan. 24	NC State (RV) *	ACCN	W, 59-53 OT
Jan. 27	at Louisville *	The CW	W, 69-52
Jan. 31	[RV] Notre Dame *	ESPN2	W, 65-53
Feb. 3	[RV] at Clemson *	ESPN	W, 66-65
Feb. 5	Miami *	ESPN	7 p.m.
Feb. 10	at Florida State *	The CW	8 p.m.
Feb. 13	Pittsburgh *	ACCN	7 p.m.
Feb. 17	Wake Forest *	ESPN/2/U	Noon
Feb. 19	at Virginia Tech *	ESPN	7 p.m.
Feb. 24	North Carolina *	ESPN	4 p.m.
Feb. 28	at Boston College *	ESPN/2/U	9 p.m.
Mar. 2	at Duke *	ESPN	6 p.m.
Mar. 9	Georgia Tech *	ACCN	8 p.m.
Mar. 12-16	ACC Tournament **	Washington, D.C.	

**HOOS IN THE NATIONAL RANKINGS**

- UVA ranks second nationally in scoring defense (57.7 ppg) and turnovers per game (8.6), fifth in assist/turnover ratio (1.81), sixth in fouls per game (13.5), ninth in turnover margin (4.9), 11th in field goal percentage defense (39.4), 33rd in blocks per game (4.9) and 38th in 3-point percentage (37.1).

**HOOS IN THE ACC RANKINGS**

- Reece Beekman ranks first in the ACC in assists (6.1 apg) and steals (2.5), and second in assist/turnover ratio (3.1).
- Isaac McKneely ranks first in 3-point percentage (46.9%) and sixth in 3-pointers made per game (2.52).
- Ryan Dunn ranks first in blocked shots (2.2 bpg), eighth in steals (1.6 spg) and ninth in rebounding (7.3 rpg).

**ALL-TIME VS. MIAMI**

- Virginia is 15-13 all-time vs. Miami in the series that dates to 1965-66.
- UVA has a three-game win streak against Miami at John Paul Jones Arena.
- UVA is 9-4, including a 7-2 mark at JPJ, against the Hurricanes in Charlottesville.
- Fourteen of the last 16 meetings between the teams have been decided by 10 points or less.
- UVA has limited Miami to 58 or fewer points in six of the last eight meetings.
- Head coach Tony Bennett is 12-7 all-time against Miami.

**LAST TIME VS. THE HURRICANES**

- Isaiah Wong scored 24 points to lead then-No. 22 Miami to a 66-64 win over then-No. 6 Virginia at Watsco Center on Dec. 20, 2022.
- Virginia rallied from a 15-point deficit with a 16-2 run to make it 43-42 Miami, and three Kihei Clark free throws late in the second stanza cut the Miami advantage to 65-64.
- Ben Vander Plas scored a season-high 20 points to lead the Cavaliers and Clark added 13.
- Reece Beekman recorded 10 points, nine rebounds and nine assists for the Cavaliers.

**HOOW ARE THESE CAVALIERS?**

- We play defense, take quality shots, pass the basketball, limit turnovers and transition points, rebound and play more defense.
- UVA returns one starter - Reece Beekman (13.3 ppg, 6.1 apg, 2.9 rpg & 2.5 spg) - from last season's ACC regular-season champion and NCAA tournament team that finished 25-8.
- Beekman, who earned All-ACC third-team honors last season, needs eight steals to pass Othell Wilson (222 steals from 1981-84) for first all-time at UVA.
- Ryan Dunn (9.5 ppg) leads UVA in rebounding (7.3 rpg), and blocked shots (2.2 bpg), and team-high five double-doubles.
- Isaac McKneely (11.7 ppg) leads the team in 3-pointers (53) and 3-point percentage (46.9%).
- McKneely averaged 6.7 points and shot a team-best 39.2 percent from 3-point range last year, while Dunn tallied 2.6 points and 2.9 rebounds in 12.9 minutes per game.
- Jordan Minor (4.5 ppg, 3.2 rpg), Jake Groves (7.8 ppg, 50% 3FG), Andrew Rohde (4.9 ppg & 2.9 apg), Blake Buchanan (3.6 ppg, 3.3 rpg), Dante Harris (2.8 ppg), Taine Murray (3.0 ppg, 43.5% 3FG), Leon Bond III (4.8 ppg, 3.2 rpg) and Elijah Gertrude (3.6 ppg), are main contributors.
- Minor has started the past seven games, averaging 9.1 points and 5.7 rebounds during that span.
- Harris missed 10 games with an ankle injury, and Gertrude had his redshirt lifted against Texas A&M.
- UVA is shooting 44.5 percent from the field, 37.1 percent from 3-point range and 65.2 percent from the free throw line.

**THERE'S NO PLACE LIKE HOME**

- UVA is 243-54 (.818), including a 12-0 mark in 2023-24, in 18 seasons at John Paul Jones Arena.
- Virginia's NCAA-leading 22-game home win streak is the second longest at John Paul Jones Arena.
- The Cavaliers finished 10-0 at home in ACC league play last season has won its last 15 league home games.
- UVA is 205-38 (.844) at JPJ under Bennett.
- UVA has an ACC-leading 93 wins in league home games over the past 11 seasons. Duke is second at 90.
- UVA has won 10+ home games for 15 straight seasons.

**Home games in Bold**

All times Eastern  
 # - Hall of Fame Series, Charlotte, N.C.  
 \$ - Fort Myers Tip-Off, Fort Myers, Fla.  
 % - ACC-SEC Challenge  
 \* - ACC Game

**PRONUNCIATION GUIDE**

Andrew Rohde      Roadie

**VIRGINIA'S STARTING LINEUP AT CLEMSON (2/3/24)**

Pos. No.	Player (Hometown)	Yr.	Ht.	Wt.	PPG	RPG	NOTES
G 2	Reece Beekman (Milwaukee, Wis.)	Sr.	6-3	194	13.3	6.1(a)	1,002 PTS; 558 AST, 215 STL; 2+ steals in last 6 games
G 4	Andrew Rohde (Milwaukee, Wis.)	So.	6-6	202	4.9	2.9(a)	Season-high 13 PTS vs. TAMU; 10+ PTS in 3 games
G 11	Isaac McKneely (Poca, W.Va.)	So.	6-4	188	11.7	3.0	30-PT and 3 6-3PT games; 13.2 ppg & 49.2 FG% in ACC play
G 13	Ryan Dunn (Freeport, N.Y.)	Fr.	6-8	216	9.5	7.3	83 PTS (35 5-6 FG) vs. Louisville; 10+ REB in 8 games
F 22	Jordan Minor (Kingston, Mass.)	Gr.	6-8	242	4.5	3.2	9.1 ppg & 5.7 rpg as starter; 27 of 47 FGs last 7 games
<b>OFF THE BENCH</b>							
F 34	Jake Groves (Spokane, Wash.)	Gr.	6-9	211	7.8	2.5	14.7 ppg on 12 of 16 3's in last 3 games; 10+ points in 9 games
F 0	Blake Buchanan (Coeur d'Alene, Idaho)	Fr.	6-11	225	3.6	3.3	18p, 7r, 10/16 FTs vs. UF; Started 5 games; 8 REB vs. NCST
G 1	Dante Harris (Washington, D.C.)	R-Jr.	6-0	171	2.8	1.9	4 PTS, 3 AST, 1 BLK in 13 minutes vs. Notre Dame
G 10	Taine Murray (Auckland, N.Z.)	Jr.	6-5	208	3.0	1.3	12 PTS (5-6 FG) vs. Louisville; 11 PTS vs. NCST; 12.7 mpg
G/F 35	Leon Bond III (Wauwatosa, Wis.)	R-Fr.	6-5	200	4.8	3;2	10+ PTS in 4 games; 9 REB vs. NC A&T & NCCU; 47.8 FG%
G 12	Elijah Gertrude (Jersey City, N.J.)	Fr.	6-4	185	3.6	1.2	13 PTS vs. NCCU, 6 PTS, 3 REB, 2 STL at ND; Debut vs. TAMU

**VIRGINIA HEAD COACH TONY BENNETT**

- Dean and Markel Families Head Men's Basketball Coach Tony Bennett has a 358-130 mark in 15 seasons at UVA and 427-163 career mark in 18 seasons as a head coach.
- Bennett passed the late Terry Holland (326-173, 16 seasons) as UVA's winningest coach with the win over Syracuse (1/7/23) and recorded his 400th win at Wake Forest (1/21/23).
- Bennett has guided the Cavaliers to six ACC regular-season titles (2014, 2015, 2018, 2019, 2021, 2023), two ACC Tournament titles (2014 and 2018) and one NCAA national championship (2019).
- The three-time National (2007, 2015 and 2018) and four-time ACC Coach of the Year (2014, 2015, 2018 and 2019) guided UVA to its 11th consecutive postseason berth in 2022-23.
- In 2018-19, Bennett led the Cavaliers to their first NCAA national championship, a share of their ninth ACC regular-season title and a school-record 35 wins.
- Bennett is the third coach in ACC men's basketball history to lead his program to 12-straight winning conference seasons, joining North Carolina's Dean Smith (33) and Duke's Mike Krzyzewski (13).
- He has led UVA to outright ACC regular-season and tournament championships in the same season two times (2014 and 2018).
- Bennett is the fifth coach in ACC history to win at least three outright ACC regular-season titles (Frank McGuire, Dean Smith, Mike Krzyzewski and Roy Williams).
- UVA is 184-78 (.702) in ACC play (105-25 at home & 79-53 away), 205-38 (.844) at home and 174-52 (.770) in non-conference action (98-10 at JPJ) under Bennett.
- Bennett ranks fourth all-time in winning percentage (.702) among ACC head coaches with 100 or more ACC wins.

**STOCK UP**

- UVA has totaled 287 stocks (179 steals + 108 blocks).
- UVA is averaging 13.1 stocks per game (4.9 blocks and 8.2 steals) since 1976 when steals and blocks were first kept at UVA and 1985-86 when recognized by the NCAA.
- The school record for stocks in a season is 13.8 in 1998-99.
- The school record for blocks is 5.5 bpg in 1979-80, while the school record for steals is 8.8 spg in 1999-2000.
- UVA averaged 11.1 stocks per game last season (6.8 steals + 4.3 blocks).
- Ryan Dunn leads UVA with 83 stocks, ranking 21st nationally in blocks (2.2 bpg) along with 1.6 steals per game.
- Reece Beekman ranks eighth nationally in steals (2.5 spg).

**OUR DEFENSE NEVER RESTS**

- UVA ranks second nationally in scoring defense (57.7 ppg), sixth in fouls per game (13.5), 11th in field goal percentage defense (39.4) and 33rd in blocks per game (4.9).
- The Cavaliers have ranked sixth nationally in scoring defense in each of the past three seasons.
- The Cavaliers have forced 17 shot clock violations and have averaged 27.6 shot clock violations since 2018-19.
- UVA has been out-rebounded in 10 contests, and is 6-4 in those games.
- UVA is 10-0 when out-rebounding its opponents and has limited 20 of its 22 foes to less than 50 percent shooting.
- Bennett-coached teams have led the nation in scoring defense seven times and finished in the top-five nationally 11 times.

**BEEKMAN NETS ACC PLAYER OF THE WEEK HONOR**

- Reece Beekman was named ACC Player of the Week for Jan. 22 after averaging 17.5 points, 7.5 assists, 5.0 rebounds and 3.0 steals in victories against in-state rival Virginia Tech (65-57) and Georgia Tech (75-66).
- Beekman posted 16 points, four rebounds, four assists and four steals in the Cavaliers' home win against the Hokies on Jan. 17.
- Beekman added his fourth career double-double with 19 points and 11 assists at Georgia Tech on Jan. 20 as the Cavaliers earned their first road win of the season.

**SUPER 70s AND AWESOME 80s**

- Virginia is 165-11 all-time when scoring 70 or more points under Tony Bennett.
- UVA is 8-0 when scoring 70 or more points in 2023-24.
- Virginia is 49-1 all-time when scoring 80 or more points (3-0 in 2023-24) under Bennett with their lone loss a 93-81 setback at North Carolina in 2012-13.
- Bennett was 4-0 when scoring 80+ at Washington State.
- UVA scored 100 points against Marshall (2018-19) for the first time under Tony Bennett and added 97 points against Coppin State (2018-19).
- UVA is 4-0 all-time when scoring 90 or more under Bennett.

**WATCH OUT FOR REECE**

- Senior guard Reece Beekman was named to the Jersey Mike's Naismith Trophy Men's Preseason 50 Watch List and John R. Wooden Award Preseason Top-50 Watch List.
- Beekman has averaged 8.8 points, 4.9 assists and 3.2 rebounds in 114 career games (109 starts) for the Cavaliers.

**NATIONAL DEFENSIVE POINTS PER GAME**

**RANKINGS UNDER TONY BENNETT**

Year	School	Pts/Gm	Rank
2006-07	Washington State	59.5	17th
2007-08	Washington State	56.4	3rd
2008-09	Washington State	55.4	1st
2009-10	Virginia	63.6	54th
2010-11	Virginia	62.4	36th
2011-12	Virginia	54.2	2nd
2012-13	Virginia	55.6	5th
2013-14	Virginia	55.7	1st
2014-15	Virginia	51.5	1st
2015-16	Virginia	60.1	2nd
2016-17	Virginia	56.4	1st
2017-18	Virginia	54.0	1st
2018-19	Virginia	56.1	1st
2019-20	Virginia	52.4	1st
2020-21	Virginia	60.5	6th
2021-22	Virginia	60.1	6th
2022-23	Virginia	60.5	6th
2023-24	Virginia	57.3	3rd

**SEASON STORYLINES**

- The Cavaliers return 28.1 percent of their scoring from last season compared to 91.4 percent from 2021-22.
- Virginia's roster includes nine newcomers, including transfers Jake Groves (Oklahoma), Jordan Minor (Merrimack) and Andrew Rohde (St. Thomas), and freshmen Blake Buchanan and Elijah Gertrude.
- Leon Bond III and Dante Harris (Georgetown) made their UVA debuts after redshirting last season.
- Redshirts Anthony Robinson, Christian Bliss and Desmond Roberts, and walk-ons Bryce Walker and Tristan How complete the roster.
- In addition to head coach Tony Bennett (Green Bay), UVA's roster includes Wisconsin natives Reece Beekman (Milwaukee), Bond III (Wauwatosa) and Rohde (Milwaukee).
- Associate head coach Ron Sanchez returns to Virginia after serving the last five seasons as head coach at Charlotte from 2018-23. Sanchez served nine seasons on Bennett's staff from 2009-18, the last three as associate head coach.

**DID YOU KNOW?**

- Reece Beekman tested the NBA waters in the offseason and decided to return to Virginia for his senior season.
- Ryan Dunn is the younger brother of Major League Baseball pitcher Justin Dunn.
- Isaac McKneely was named West Virginia Mr. Basketball in 2020 and 2021.
- Taine Murray has competed for the Tall Blacks, New Zealand's national team.
- Andrew Rohde was the Summit League Freshman of the Year in 2022-23.
- Dante Harris earned the Dave Gavitt Trophy as the Most Outstanding Player of the 2021 BIG EAST Tournament, averaging 11.8 ppg, 4.8 rpg and 3.3 apg in four games.
- Leon Bond III won a state high school championship as a junior at Wauwatosa East in Wisconsin.
- Blake Buchanan was invited to the USA Basketball U19 Men's National Team training camp and participated in the 2023 Nike Hoop Summit, collecting eight points, eight rebounds and one steal in Team USA's 90-84 win over the International team.
- Jake Groves' brother, Tanner, played three seasons at Eastern Washington (2018-21) and one at Oklahoma (2022-23), and now plays professionally in Europe.
- Jordan Minor was the Northeast Conference Co-Player of the Year and NEC Defensive Player of the Year in 2022-23.

**VIRGINIA PICKED FOURTH IN THE ACC**

- Virginia was fourth in the 2023-24 ACC Tipoff Preseason Poll.
- Duke is the preseason favorite, followed by Miami, North Carolina, Virginia and Clemson in the top five.
- ACC preseason voters selected Wake Forest sixth, followed by NC State, Virginia Tech, Pittsburgh and Syracuse. Florida State was picked 11th, while Boston College, Georgia Tech, Louisville and Notre Dame rounded out the voting.
- The Cavaliers were selected third in the 2022-23 ACC Preseason Poll and finished first (15-5) in the standings.
- The Cavaliers have finished at or higher than their predicted finish in 13 of the last 15 seasons.

**HOLDING FOES UNDER 50**

- UVA is 113-2, including a 4-0 mark in 2023-24, when limiting foes to fewer than 50 points during the Tony Bennett era.
- Bennett-coached teams are 138-3 when holding opponents to fewer than 50 points (25-1 in 3 years at Washington State).
- The Cavaliers are 28-0 when holding foes to fewer than 40 under Bennett.



**TONY BENNETT**

**EDUCATION**

College: Green Bay, 1992

**COACHING EXPERIENCE**

1999-00	Wisconsin (staff volunteer)
2000-01	Wisconsin (assistant coach)
2003-04	Washington State (assistant coach)
2004-06	Washington State (associate head coach)
2006-09	Washington State (head coach)
2009-	Virginia (head coach)

**THE BENNETT RECORD**

Year	School	Record (Conf)	Postseason
2006-07	Washington St.	26-8 (13-5)	NCAA 2nd Round
2007-08	Washington St.	26-9 (11-7)	NCAA Sweet 16
2008-09	Washington St.	17-16 (8-10)	NIT 1st Round
2009-10	Virginia	15-16 (5-11)	
2010-11	Virginia	16-15 (7-9)	
2011-12	Virginia	22-10 (9-7)	NCAA 2nd Round
2012-13	Virginia	23-12 (11-7)	NIT Quarterfinals
2013-14	Virginia	30-7 (16-2)	NCAA Sweet 16
2014-15	Virginia	30-4 (16-2)	NCAA Third Round
2015-16	Virginia	29-8 (13-5)	NCAA Elite Eight
2016-17	Virginia	23-11 (11-7)	NCAA 2nd Round
2017-18	Virginia	31-3 (17-1)	NCAA 1st Round
2018-19	Virginia	35-3 (16-2)	NCAA Champions
2019-20	Virginia	23-7 (15-5)	N/A
2020-21	Virginia	18-7 (13-4)	NCAA First Round
2021-22	Virginia	21-14 (12-8)	NIT Quarterfinals
2022-23	Virginia	25-8 (15-5)	NCAA First Round
2023-24	Virginia	17-5 (8-3)	
<b>Total</b>	<b>18 seasons</b>	<b>427-163</b>	
<b>Virginia</b>	<b>15 seasons</b>	<b>358-130</b>	

**BENNETT VS. 2023-24 OPPONENTS**

Opponent	Career	Virginia
Boston College	13-6	13-6
Clemson	17-4	17-4
Duke	6-14	6-14
Florida	1-2	1-2
Florida State	11-11	11-11
Georgia Tech	18-2	18-2
Louisville	19-2	19-2
Memphis	1-1	1-1
Morgan State	4-0	4-0
Miami	12-6	12-6
North Carolina	14-11	14-10
NC A&T	2-0	1-0
NCCU	2-0	2-0
NC State	16-6	16-6
Northeastern	1-0	1-0
Notre Dame	14-3	13-3
Pitt	12-3	12-2
SMU	1-0	1-0
Syracuse	13-3	13-3
Tarleton State	1-0	1-0
Texas A&M	1-0	1-0
Texas Southern	1-0	1-0
Virginia Tech	19-9	19-9
Wake Forest	11-6	11-6
West Virginia	2-2	2-2
Wisconsin	3-2	3-2

**VIRGINIA IN THE POLLS**

Date	AP	Coaches	Date	AP	Coaches
Preseason	RV	RV	1/1/24	NR	NR
11/13/23	RV	RV	1/8/24	NR	NR
11/20/23	24	18	1/15/24	NR	NR
11/27/23	RV	RV	1/22/24	NR	NR
12/4/23	RV	23	1/29/24	RV	RV
12/11/23	22	21			
12/18/23	22	20			
12/25/23	RV	RV			



**BEEKMAN EARNS PRESEASON ALL-ACC HONORS**

• Senior guard Reece Beekman was named to the preseason All-ACC first team.  
 • In 2022-23, Beekman was named ACC Defensive Player of the Year, All-Defensive Team and All-ACC Third Team.  
 • Beekman ranked second nationally and first in the ACC in assist/turnover ratio (3.36), and ranked second in steals (1.8 spg) and third in assists (5.3 apg).

**UVA VS. RANKED OPPONENTS**

• UVA is 52-46 against ranked foes in the Tony Bennett era.  
 • UVA is 1-1 vs. ranked opponents in 2023-24, recording a win against then-No. 14 Texas A&M and a loss at No. 23 Memphis.  
 • UVA's 11 ranked wins in 2018-19 marked a school record.  
 • UVA is 164-339 vs. ranked opponents since 1953-54.  
 • UVA is 1-31 all-time vs. No. 1-ranked opponents (86-73 win vs. No. 1 North Carolina on Jan. 30, 1986).

**CAVALIERS IN THE NBA**

• Malcolm Brogdon (Portland), Anthony Gill (Washington), Joe Harris (Detroit), Sam Hauser (Boston), Jay Huff (Denver), De'Andre Hunter (Atlanta), Ty Jerome (Cleveland), Braxton Key (Denver) and Trey Murphy III (New Orleans) are former Cavaliers who are currently playing in the NBA.  
 • In addition, Indiana head coach Rick Carlisle is a Virginia alum who led Dallas to an NBA title and helped the Cavaliers to an NCAA Final Four in 1984.  
 • Mamadi Diakite signed a two-way contract with San Antonio.

**CAVALIERS SIGN COFIE AND SHARMA TO NLI's**

• Virginia signed Jacob Cofie (Seattle, Wash.) and Ishan Sharma (Milton, Ontario) to National Letters of Intent. Cofie and Sharma will join UVA for the 2024-25 season.  
 • Cofie is a 6-10, 230-pound power forward who averaged 20.9 points, 11 rebounds and 5.2 assists during his junior season at Eastside Catholic School in 2022-23. He earned First Team All-Metro honors, leading his team to the metro league and district championships. Cofie is ranked No. 61 in the ESPN recruiting rankings.  
 • Sharma is a 6-5, 185-pound skilled guard who served as team captain for Fort Erie International Academy, which was the second ranked team in Canada in 2022-23. He was named to the Nike EYBL Peach Jam All-Breakout Team after shooting 45 percent from 3-point range. Sharma was a starter on Canada's U16 and U17 national teams, respectively, leading the team in scoring in 2022. Sharma is ranked No. 86 in the 247Sports recruiting rankings.

**2023-24 Roster**

No.	Name	Year	Pos.	Ht.	Wt.	Hometown/High School/Club/Previous School
0	Blake Buchanan	Fr.	F	6-11	225	Coeur d'Alene, Idaho/Lake City
1	Dante Harris	R-Jr.	G	6-0	171	Washington, D.C./Lakeway Christian/Georgetown
2	Reece Beekman ***	Sr.	G	6-3	194	Milwaukee, Wis./Scotlandville Magnet (La.)
4	Andrew Rohde	So.	G	6-6	202	Milwaukee, Wis./Brookfield Central/St. Thomas (Minn.)
5	Desmond Roberts	Fr.	G	6-4	206	Charlottesville, Va./St. Anne's-Belfield
10	Taine Murray **	Jr.	G	6-5	208	Auckland, N.Z./Rosmini College
11	Isaac McKneely *	So.	G	6-4	188	Poca, W.Va./Poca
12	Elijah Gertrude	Fr.	G	6-4	185	Jersey City, N.J./Hudson Catholic Regional
13	Ryan Dunn *	So.	G	6-8	216	Freeport, N.Y./Perkiomen School
21	Anthony Robinson	Fr.	F	6-10	238	Peachtree City, Ga./Christ School (N.C.)
22	Jordan Minor	Gr.	F	6-8	242	Kingston, Mass./Brimmer and May/Merrimack
24	Tristan How *	Sr.	F	6-7	210	Virginia Beach, Va./Norfolk Collegiate
30	Christian Bliss	Fr.	G	6-4	198	Queens, N.Y./George School (Pa.)
34	Jake Groves	Gr.	F	6-9	211	Spokane, Wash./Shadle Park/East. Wash./Oklahoma
35	Leon Bond III	R-Fr.	G/F	6-5	203	Wauwatosa, Wis./Wauwatosa East
42	Bryce Walker	Jr.	G	6-2	200	Beltsville, Md./New Hampton School

\* Denotes letters won

**Head Coach:** Tony Bennett (Green Bay '92/15th season)

**Associate Head Coach:** Ron Sanchez (SUNY Oneonta '97/10th season)

**Associate Head Coach:** Jason Williford (Virginia '95/15th season)

**Assistant Coach:** Orlando Vandross (AIC '92/9th season)

**Assistant Coach:** Johnny Carpenter (Virginia '13/9th season)

**Assistant Coach:** Isaiah Wilkins (Virginia '18/3rd season)

**Director of Scouting:** Brad Soderberg (UW-Stevens Point '85/9th season)

**Director of Player Development:** Larry Mangino (Montclair State '83/8th season)

**Graduate Assistant:** Chase Coleman (Virginia '23/1st season)

**Associate AD for Basketball Administration/Operations:** Ronnie Wideman (Washington State '06/15th season)

**Program and Operations Assistant:** Stelios Tzoutzis (Liberty '13/4th season)

**Strength and Conditioning Coach:** Mike Curtis (Virginia '98/15th season)

**Athletic Trainer:** Ethan Saliba (Kansas '79/41st season)

**VIRGINIA RECEIVES VOTES IN LATEST AP POLL**

• UVA earned votes in the latest AP top-25 poll, for the first time since the Dec. 25, 2023, poll.  
 • The Cavaliers were ranked No. 22 from Dec. 11-24.  
 • UVA was ranked No. 24 in the Nov. 20 AP poll.  
 • UVA was not ranked in the AP preseason top-25 poll for the first time since 2017-18 when it received votes.

**ON THE HORIZON**

• Virginia travels to Florida State for an ACC contest on Feb. 10. Tipoff at Donald L. Tucker Center is set for 8 p.m. on The CW.

**RECORDS WATCH**

No.	Name	Career Assists
1.	Kiheil Clark (2019-23)	718
2.	John Crotty (1988-91)	683
3.	Jeff Jones (1979-82)	598
4.	Sean Singletary (2005-08)	587
5.	London Perrantes (2014-17)	569
6.	<b>Reece Beekman (2021-)</b>	<b>568</b>

No.	Name	Career Steals
1.	Othell Wilson (1981-84)	222
2.	<b>Reece Beekman (2021-)</b>	<b>213</b>
3.	Sean Singletary (2005-08)	200

No.	Name	Season Steals
1.	Reece Beekman (2021-22)	73
2.	Othell Wilson (1983-84)	69
3.	Othell Wilson (1981-82)	61
4.	Sean Singletary (2007-08)	60
5.	Ty Jerome (2018-19)	57
	Donald Hand (1998-99)	57
	Reece Beekman (2022-23)	57
8.	Jeff Jones (1980-81)	56
9.	<b>Reece Beekman (2023-24)</b>	<b>55</b>
	Ty Jerome (2017-18)	55
	Richard Morgan (1988-89)	55

No.	Name	Season Blocks
1.	Ralph Sampson (1979-80)	157
2.	Ralph Sampson (1982-83)	103
	Ralph Sampson (1980-81)	103
4.	Ralph Sampson (1981-82)	99
5.	Kris Hunter (1998-99)	88
6.	Kadin Shedrick (2021-22)	67
7.	Jay Huff (2020-21)	66
8.	Mamadi Diakite (2018-19)	63
9.	Jay Huff (2019-20)	61
10.	Chris Alexander (1994-95)	54
11.	<b>Ryan Dunn (2023-24)</b>	<b>48</b>

**UVA UNDER BENNETT:**

	All	2023-24
Leading at the half	284-33	16-0
Trailing at the half	64-91	1-5
Tied at the half	10-5	0-0
Playing Overtime	13-10	1-0
Shooting 50% or better	137-11	6-0
Shooting between 40-49.9%	177-48	10-1
Shooting less than 40%	45-71	1-4
Opponents shoot 50% or better	26-36	0-2
Opponents shoot less than 50%	332-94	16-3
UVA outrebounds its opponent	246-39	10-0
Opponent outrebounds UVA	102-86	6-4
Teams are tied in rebounds	10-5	1-1
UVA has 10 or more steals	35-5	5-0
UVA shoots 70% FT or better	217-69	6-1
UVA shoots less than 70% FT	141-62	11-4
Scoring less than 50 points	10-23	0-2
Scoring 50-59 points	52-49	4-2
Scoring 60-69 points	131-46	5-1
Scoring 70-79 points	120-10	5-0
Scoring 80-89 points	41-1	3-0
Scoring more than 90 points	4-0	0-0
Allowing fewer than 50 points	113-2	4-0
Allowing fewer than 40 points	28-0	1-0
Playing in John Paul Jones Arena	205-38	12-0
Playing on the road	94-66	3-4
Playing on a neutral court	59-26	2-1
Game decided by 1-4 points	55-50	4-0
Game decided by 5-10 points	91-34	3-0
Game decided by 11+ points	212-46	10-5
Playing at night	248-88	14-2
Playing in the afternoon	110-42	3-3
Playing on Monday	34-16	1-1
Playing on Tuesday	58-15	2-1
Playing on Wednesday	64-17	7-0
Playing on Thursday	23-11	1-0
Playing on Friday	38-11	1-0
Playing on Saturday	103-50	5-3
Playing on Sunday	37-10	0-0
Playing in November	84-16	6-1
Playing in December	62-19	4-2
Playing in January	89-31	6-2
Playing in February	70-37	1-0
Playing in March	51-26	0-0
Playing in April	2-0	0-0

**CAVALIERS IN THE PROS**

**Justin Anderson** (2013-15), Valencia Basket (Spain)  
**Darion Atkins** (2012-15), Reggio Emilia (Italy)  
**Malcolm Brogdon** (2012-16), Portland (NBA)  
**Kiheil Clark** (2019-23), Milwaukee (G League)  
**Mamadi Diakite** (2016-20), San Antonio (NBA/G League)  
**Armaan Franklin** (2022-23), Denver (G League)  
**Jayden Gardner** (2022-23), Kortrijk (Belgium)  
**Anthony Gill** (2014-16), Washington (NBA)  
**Kyle Guy** (2017-19), Lenovo Tenerife (Spain)  
**Devon Hall** (2015-18), Milano (Italy)  
**Joe Harris** (2011-14), Detroit (NBA)  
**Sam Hauser** (2021), Boston (NBA)  
**Jay Huff** (2018-21), Denver (NBA)  
**De'Andre Hunter** (2017-19), Atlanta (NBA)  
**Ty Jerome** (2017-19), Cleveland (NBA)  
**Nigel Johnson** (2018), Spisski Rytieri Nova Ves (Slovakia)  
**Braxton Key** (2019-20), Denver (NBA)  
**Sylvan Landesberg** (2009-10), Gran Canaria (Spain)  
**Jerome Meynse** (2007-10), Ironi Hai (Israel)  
**Laurynas Mikaluskas** (2006-08), Neptunas-Akvaservis (Lithuania)  
**Akil Mitchell** (2011-14), Ningbo R. (China)  
**Trey Murphy III** (2021), New Orleans (NBA)  
**London Perrantes** (2014-17), Kolossos HH (Greece)  
**Mike Scott** (2008-12), ASVEL Lyon-Villeurbanne (France)  
**Kody Stattmann** (2019-22), South East Melbourne (Australia)  
**Mike Tobey** (2013-16), KK Crvena Zvezda (Serbia)  
**Ben Vander Plas** (2023), BC Siauliai (Lithuania)  
**Tomas Woldetensae** (2020-21), Varese (Italy)

GAME 1 - VIRGINIA 80, TARLETON STATE 50



Official Basketball Box Score - Final
Tarleton St. at Virginia
11/06/23 John Paul Jones Arena, Charlottesville
UVA vs Tarleton State Men's Basketball

Game Time: 7:00 PM
Game Duration: 2:02
Attendance: 14,080

Officials: Tony Henderson, Adam Fibre, Anthony Eades

Table with columns: NO. Name, Min, FG, 3P, FT, Rebounds, Fouls, TP, AS, TO, ST, Blocks, +/-

Shooting By Period table with columns: 1st FG%, 3PT%, FT%, 2nd FG%, 3PT%, FT%, GM FG%, 3PT%, FT%

Table with columns: NO. Name, Min, FG, 3P, FT, Rebounds, Fouls, TP, AS, TO, ST, Blocks, +/-

Shooting By Period table with columns: 1st FG%, 3PT%, FT%, 2nd FG%, 3PT%, FT%, GM FG%, 3PT%, FT%

Summary statistics table with columns: Biggest lead, Best Scoring Run, Lead Changes, Times Tied, Time with Lead

GAME 2 - VIRGINIA 73, FLORIDA 70



Official Basketball Box Score - Final
Virginia at Florida
11/10/23 Spectrum Center, Charlotte, N.C.
2023-24 Men's Basketball

Game Time: 7:00 PM
Game Duration: 2:06

Officials: Pat Adams, Lee Cassel, AJ Desai

Table with columns: NO. Name, Min, FG, 3P, FT, Rebounds, Fouls, TP, AS, TO, ST, Blocks, +/-

Shooting By Period table with columns: 1st FG%, 3PT%, FT%, 2nd FG%, 3PT%, FT%, GM FG%, 3PT%, FT%

Table with columns: NO. Name, Min, FG, 3P, FT, Rebounds, Fouls, TP, AS, TO, ST, Blocks, +/-

Shooting By Period table with columns: 1st FG%, 3PT%, FT%, 2nd FG%, 3PT%, FT%, GM FG%, 3PT%, FT%

Summary statistics table with columns: Biggest lead, Best Scoring Run, Lead Changes, Times Tied, Time with Lead

GAME 3 - VIRGINIA 80, NORTH CAROLINA A&T 51



Official Basketball Box Score - Final
N.C. A&T at Virginia
11/14/23 John Paul Jones Arena, Charlottesville
UVA vs N.C. A&T Men's Basketball

Game Time: 7:00 PM
Game Duration: 1:50
Attendance: 13,905

Officials: Ted Valentine, Michael Roberts, Jenna Reuse

Table with columns: NO. Name, Min, FG, 3P, FT, Rebounds, Fouls, TP, AS, TO, ST, Blocks, +/-

Shooting By Period table with columns: 1st FG%, 3PT%, FT%, 2nd FG%, 3PT%, FT%, GM FG%, 3PT%, FT%

Table with columns: NO. Name, Min, FG, 3P, FT, Rebounds, Fouls, TP, AS, TO, ST, Blocks, +/-

Shooting By Period table with columns: 1st FG%, 3PT%, FT%, 2nd FG%, 3PT%, FT%, GM FG%, 3PT%, FT%

Summary statistics table with columns: Biggest lead, Best Scoring Run, Lead Changes, Times Tied, Time with Lead

GAME 4 - VIRGINIA 62, TEXAS SOUTHERN 33



Official Basketball Box Score - Final
Texas Southern at Virginia
11/16/23 John Paul Jones Arena, Charlottesville
2023-24 Men's Basketball

Game Time: 7:00 PM
Game Duration: 1:53
Attendance: 13,099

Officials: Doug Shows, Trey Styons, Isaac Bennett

Table with columns: NO. Name, Min, FG, 3P, FT, Rebounds, Fouls, TP, AS, TO, ST, Blocks, +/-

Shooting By Period table with columns: 1st FG%, 3PT%, FT%, 2nd FG%, 3PT%, FT%, GM FG%, 3PT%, FT%

Table with columns: NO. Name, Min, FG, 3P, FT, Rebounds, Fouls, TP, AS, TO, ST, Blocks, +/-

Shooting By Period table with columns: 1st FG%, 3PT%, FT%, 2nd FG%, 3PT%, FT%, GM FG%, 3PT%, FT%

Summary statistics table with columns: Biggest lead, Best Scoring Run, Lead Changes, Times Tied, Time with Lead

GAME 5 - WISCONSIN 65, NO. 24 VIRGINIA 41



Official Basketball Box Score - Final
Wisconsin at Virginia
11/22/23 Suncoast Credit Union Arena, Fort Myers, Fla.
2023-24 Men's Basketball

Game Time: 6:00 PM
Game Duration: 1:47
Attendance: 3,500

Officials: Ted Valentine, Lee Cassell, KB Burdett

Wisconsin - 65 Record: 3-2
Table with columns: NO. Name, Min, FG, 3P, FT, Rebounds, Fouls, TP, AS, TO, ST, Blocks, +/-

Shooting By Period
1st FG% 10-33 30.3%
3PT% 3-8 37.5%
FT% 5-6 83.3%

Technical Fouls: NONE

Virginia - 41 Record: 4-1
Table with columns: NO. Name, Min, FG, 3P, FT, Rebounds, Fouls, TP, AS, TO, ST, Blocks, +/-

Shooting By Period
1st FG% 5-21 23.8%
3PT% 2-7 28.6%
FT% 6-6 100%

Technical Fouls: NONE

Summary table with columns: Wis, UVA, Points from, Turnovers, Paint, Second Chance, Fast Breaks, Bench

GAME 6 - NO. 24 VIRGINIA 56, WEST VIRGINIA 54



Official Basketball Box Score - Final
West Virginia at Virginia
11/22/23 Suncoast Credit Union Arena, Fort Myers, Fla.
2023-24 Men's Basketball

Game Time: 6:00 PM
Game Duration: 2:09
Attendance: 3,500

Officials: Brian Dorsey, Courtney Green, KB Burdett

West Virginia - 54 Record: 2-3
Table with columns: NO. Name, Min, FG, 3P, FT, Rebounds, Fouls, TP, AS, TO, ST, Blocks, +/-

Shooting By Period
1st FG% 9-28 32.1%
3PT% 1-9 11.1%
FT% 4-5 80%

Technical Fouls: Slazinski 2nd 6:38

Virginia - 56 Record: 5-1
Table with columns: NO. Name, Min, FG, 3P, FT, Rebounds, Fouls, TP, AS, TO, ST, Blocks, +/-

Shooting By Period
1st FG% 10-27 37.0%
3PT% 3-11 27.3%
FT% 3-4 75%

Technical Fouls: McKneely 2nd 6:38

Summary table with columns: WVU, UVA, Points from, Turnovers, Paint, Second Chance, Fast Breaks, Bench

GAME 7 - VIRGINIA 59, NO. 14 TEXAS A&M 47



Official Basketball Box Score - Final
Texas A&M at Virginia
11/29/23 John Paul Jones Arena, Charlottesville
2023-24 Men's Basketball

Game Time: 7:15 PM
Game Duration: 2:03
Attendance: 14,061

Officials: Roger Ayers, John Gaffney, James Breeding

Texas A&M - 47 Record: 6-2
Table with columns: NO. Name, Min, FG, 3P, FT, Rebounds, Fouls, TP, AS, TO, ST, Blocks, +/-

Shooting By Period
1st FG% 10-27 37.0%
3PT% 2-11 18.2%
FT% 4-5 80%

Technical Fouls: NONE

Virginia - 59 Record: 6-1
Table with columns: NO. Name, Min, FG, 3P, FT, Rebounds, Fouls, TP, AS, TO, ST, Blocks, +/-

Shooting By Period
1st FG% 11-26 42.3%
3PT% 5-11 45.5%
FT% 0-0 0%

Technical Fouls: NONE

Summary table with columns: TAM, UVA, Points from, Turnovers, Paint, Second Chance, Fast Breaks, Bench

GAME 8 - VIRGINIA 84, SYRACUSE 62



Official Basketball Box Score - Final
Syracuse at Virginia
12/02/23 John Paul Jones Arena, Charlottesville
Virginia vs Syracuse Men's Basketball

Game Time: 12:00 PM
Game Duration: 1:59
Attendance: 14,637

Officials: Jamie Luckie, Clarence Armstrong, Raymie Snyers

Syracuse - 62 Record: 5-3 (0-1)
Table with columns: NO. Name, Min, FG, 3P, FT, Rebounds, Fouls, TP, AS, TO, ST, Blocks, +/-

Shooting By Period
1st FG% 8-22 36.4%
3PT% 3-8 37.5%
FT% 5-8 62.5%

Technical Fouls: NONE

Virginia - 84 Record: 7-1 (1-0)
Table with columns: NO. Name, Min, FG, 3P, FT, Rebounds, Fouls, TP, AS, TO, ST, Blocks, +/-

Shooting By Period
1st FG% 13-23 56.5%
3PT% 4-9 44.4%
FT% 7-8 87.5%

Technical Fouls: NONE

Summary table with columns: SYR, UVA, Points from, Turnovers, Paint, Second Chance, Fast Breaks, Bench

GAME 9 - VIRGINIA 77, NCCU 47



Official Basketball Box Score - Final
N.C. Central at Virginia
12/05/23 John Paul Jones Arena, Charlottesville
Virginia vs NC Central Men's Basketball

Game Time: 7:00 PM
Game Duration: 1:49
Attendance: 13,459

Officials: Lamar Simpson, Joe Lindsay, Bart Lenox

Box score table for Game 9, Virginia 77, NCCU 47. Includes player stats for Virginia and NCCU, and team totals.

Shooting By Period table for Game 9, showing FG%, 3PT%, FT%, and GM FG% for Virginia and NCCU.

Box score table for Game 9, Virginia 77, NCCU 47. Includes player stats for Virginia and NCCU, and team totals.

Shooting By Period table for Game 9, showing FG%, 3PT%, FT%, and GM FG% for Virginia and NCCU.

Summary statistics table for Game 9, including Biggest lead, Best Scoring Run, Lead Changes, Times Tied, Time with Lead, Points from Turnovers, Paint, Second Chance, Fast Breaks, Bench, and Period by Period Scoring.

GAME 10 - NO. 22 VIRGINIA 56, NORTHEASTERN 54



Official Basketball Box Score - Final
Northeastern at Virginia
12/16/23 John Paul Jones Arena, Charlottesville
#22 Virginia vs Northeastern Men's Basketball

Game Time: 6:00 PM
Game Duration: 1:56
Attendance: 13,576

Officials: Roger Ayers, Tony Henderson, Adam Frole

Box score table for Game 10, Virginia 56, Northeastern 54. Includes player stats for Virginia and Northeastern, and team totals.

Shooting By Period table for Game 10, showing FG%, 3PT%, FT%, and GM FG% for Virginia and Northeastern.

Box score table for Game 10, Virginia 56, Northeastern 54. Includes player stats for Virginia and Northeastern, and team totals.

Shooting By Period table for Game 10, showing FG%, 3PT%, FT%, and GM FG% for Virginia and Northeastern.

Summary statistics table for Game 10, including Biggest lead, Best Scoring Run, Lead Changes, Times Tied, Time with Lead, Points from Turnovers, Paint, Second Chance, Fast Breaks, Bench, and Period by Period Scoring.

GAME 11 - NO. 23 MEMPHIS 77, NO. 22 VIRGINIA 54



Official Basketball Box Score - Final
Virginia at Memphis
12/19/23 FedExForum, Memphis
2023-24 Men's Basketball

Game Time: 6:00 PM
Game Duration: 2:00
Attendance: 15,553

Officials: Joe Lindsay, Steven Anderson, Ron Grover

Box score table for Game 11, Memphis 77, Virginia 54. Includes player stats for Memphis and Virginia, and team totals.

Shooting By Period table for Game 11, showing FG%, 3PT%, FT%, and GM FG% for Memphis and Virginia.

Box score table for Game 11, Memphis 77, Virginia 54. Includes player stats for Memphis and Virginia, and team totals.

Shooting By Period table for Game 11, showing FG%, 3PT%, FT%, and GM FG% for Memphis and Virginia.

Summary statistics table for Game 11, including Biggest lead, Best Scoring Run, Lead Changes, Times Tied, Time with Lead, Points from Turnovers, Paint, Second Chance, Fast Breaks, Bench, and Period by Period Scoring.

GAME 12 - VIRGINIA 79, MORGAN STATE 44



Official Basketball Box Score - Final
Morgan St. at Virginia
12/27/23 John Paul Jones Arena, Charlottesville
Virginia vs Morgan State Men's Basketball

Game Time: 7:00 PM
Game Duration: 1:47
Attendance: 14,637

Officials: Roger Ayers, Clarence Armstrong, Adam Frole

Box score table for Game 12, Virginia 79, Morgan State 44. Includes player stats for Virginia and Morgan State, and team totals.

Shooting By Period table for Game 12, showing FG%, 3PT%, FT%, and GM FG% for Virginia and Morgan State.

Box score table for Game 12, Virginia 79, Morgan State 44. Includes player stats for Virginia and Morgan State, and team totals.

Shooting By Period table for Game 12, showing FG%, 3PT%, FT%, and GM FG% for Virginia and Morgan State.

Summary statistics table for Game 12, including Biggest lead, Best Scoring Run, Lead Changes, Times Tied, Time with Lead, Points from Turnovers, Paint, Second Chance, Fast Breaks, Bench, and Period by Period Scoring.



GAME 13 - NOTRE DAME 76, VIRGINIA 54



Official Basketball Box Score - Final  
**Virginia at Notre Dame**  
 12/30/23 Purcell Pavilion at the Joyce Center, Notre Dame  
 2023-24 Men's Basketball  
 Game Time: 12:00 PM  
 Game Duration: 2:04  
 Attendance: 7,784  
 Officials: Jamie Luckie, Ted Valentine, Isaac Barnett

Virginia - 54		Record: 10-3 (1-1)										Shooting By Period									
NO. Name	Min	FG	3P	FT	Rebounds	Fouls	TP	AS	TO	ST	Blocks	BS	BA	+	-	1st FG%	2nd FG%	3rd FG%	GM FG%	FT%	
2 Reece Beekman	G	33:35	5-15	0-4	5-8	1 2 3 1	5	15	4	5	0	0	0	0	-20	1st FG% 9-25 36.0%	3PT% 1-6 16.7%	FT% 5-7 71.4%	GM FG% 12-30 40.0%	FT% 5-11 45.5%	
4 Andrew Rohde	G	29:31	2-8	1-4	0-1	0 2 2 1	1	5	1	0	0	0	0	-18	2nd FG% 5-7 71.4%	3PT% 1-5 20.0%	FT% 5-11 45.5%	GM FG% 21-55 38.2%	FT% 10-18 55.6%		
11 Isaac McKneely	G	33:24	2-7	1-3	2-3	0 4 4 2	1	7	2	1	2	0	0	-25	3PT% 1-5 20.0%	FT% 5-11 45.5%		GM FG% 26-51 51.0%	FT% 11-23 47.8%		
13 Ryan Dunn	G	24:09	6-9	0-0	1-2	4 1 1 3	2	13	1	2	1	0	0	-13	3PT% 1-5 20.0%	FT% 5-11 45.5%		GM FG% 26-51 51.0%	FT% 11-23 47.8%		
34 Jacob Groves	G	18:13	2-3	0-0	0-0	1 1 1 3	0	4	0	0	1	0	0	-11	GM FG% 26-51 51.0%	FT% 11-23 47.8%		GM FG% 26-51 51.0%	FT% 11-23 47.8%		
35 Leon Bond III	G	19:17	0-3	0-0	0-0	1 2 3 0	2	0	2	0	2	0	0	-8	FT% 10-18 55.6%			GM FG% 26-51 51.0%	FT% 11-23 47.8%		
0 Blake Buchanan	G	08:34	0-3	0-0	0-0	1 1 1 3	0	0	0	0	0	0	0	-1	Dead Ball Rebounds: 2, 0						
10 Taine Murray	G	14:06	1-1	0-0	0-2	1 0 1 1	1	2	0	0	0	0	0	-4							
12 Elijah Gertrude	G	10:34	2-4	0-0	2-2	0 3 3 0	1	6	0	2	2	0	0	-8							
22 Jordan Minor	G	08:37	1-2	0-0	0-0	2 0 2 0	1	2	0	1	0	0	0	-4							
Team						1 1 2		0													
Totals		21:55	2-11	10-18	10 17 27	14 14	54	10	11	8	1	2	2								

Notre Dame - 76		Record: 6-7 (1-1)										Shooting By Period									
NO. Name	Min	FG	3P	FT	Rebounds	Fouls	TP	AS	TO	ST	Blocks	BS	BA	+	-	1st FG%	2nd FG%	3rd FG%	GM FG%	FT%	
0 Carey Booth	F	22:48	6-9	2-5	3-5	2 7 9 3	3	17	0	2	2	0	0	23	1st FG% 16-23 69.6%	3PT% 7-10 70.0%	FT% 2-4 50%	2nd FG% 10-28 35.7%	3PT% 4-13 30.8%	FT% 11-13 84.6%	
13 Tae Davis	F	12:56	1-1	0-0	0-0	2 3 5 0	0	1	2	1	1	0	0	1	2nd FG% 10-28 35.7%	3PT% 4-13 30.8%	FT% 11-13 84.6%	GM FG% 26-51 51.0%	FT% 11-23 47.8%		
14 Kebba Njie	F	30:36	3-5	0-0	4-4	2 4 6 3	3	10	1	1	0	1	0	23	3PT% 1-13 7.7%	FT% 11-13 84.6%		GM FG% 26-51 51.0%	FT% 11-23 47.8%		
3 Markus Burton	G	33:29	6-10	2-3	1-1	0 3 3 2	1	15	8	4	1	0	0	25	GM FG% 26-51 51.0%	FT% 11-23 47.8%		GM FG% 26-51 51.0%	FT% 11-23 47.8%		
20 J.R. Koniczny	G	31:59	6-8	4-5	1-2	1 7 8 1	2	17	1	2	0	0	0	25	FT% 10-18 55.6%			GM FG% 26-51 51.0%	FT% 11-23 47.8%		
1 Julian Roper II	F	17:08	1-4	1-2	0-0	1 1 1 3	2	3	0	0	0	0	0	6	Dead Ball Rebounds: 2, 0						
2 Logan Imes	F	13:48	0-2	0-1	2-2	0 1 1 0	1	2	0	0	0	0	0	14							
11 Braeden Shrewsbury	F	17:04	1-4	1-4	2-3	0 0 0 1	1	5	1	1	2	0	0	6							
25 Mait Zona	G	06:42	1-3	0-0	0-0	2 1 3 0	0	2	1	0	0	0	0	2							
4 Alex Wade	G	02:42	0-0	0-0	0-0	0 0 0 0	0	0	1	1	0	0	0	-3							
5 Raheem Bralton	G	02:42	0-0	0-0	0-0	0 0 0 0	0	0	0	0	0	0	0	-3							
12 Tony Sanders Jr.	F	01:51	1-2	1-2	0-0	0 1 1 0	0	3	0	0	0	0	0	0							
22 Thomas Crowe	G	02:42	0-1	0-0	0-0	0 0 0 0	0	0	0	0	0	0	0	-3							
23 Zane Harbaugh	G	01:51	0-1	0-1	0-0	0 1 1 0	0	0	0	0	0	0	0	0							
10 JT Kelly	G	00:51	0-0	0-0	0-0	0 0 0 0	0	0	0	0	0	0	0	-3							
15 Thomas Hattan	G	00:51	0-1	0-0	0-0	1 0 1 0	0	0	0	0	0	0	0	-3							
Team						0 1 1		0	2												
Totals		26:51	11-23	13-17	10 30 40	14 14	76	14	14	8	1	1	22								

Points from		UVA		ND		Period by Period Scoring		
Turnovers	1st	2nd	TOT	1st	2nd	TOT	UVA	ND
Points from	12	10		24	30	54	41	35
Turnovers	12	10		24	30	54	41	35
Paint	30	22		52	44	96	37	40
Second Chance	8	5		13	10	23	37	40
Fast Breaks	6	3		9	6	15	37	40
Bench	10	15		25	30	55	37	40

GAME 14 - VIRGINIA 77, LOUISVILLE 53



Official Basketball Box Score - Final  
**Louisville at Virginia**  
 01/03/24 John Paul Jones Arena, Charlottesville  
 Virginia vs Louisville Men's Basketball  
 Game Time: 7:00 PM  
 Game Duration: 1:51  
 Attendance: 13,703  
 Officials: Ron Groover, Paul Szelc, Lee Cassan

Louisville - 53		Record: 5-8 (0-2)										Shooting By Period									
NO. Name	Min	FG	3P	FT	Rebounds	Fouls	TP	AS	TO	ST	Blocks	BS	BA	+	-	1st FG%	2nd FG%	3rd FG%	GM FG%	FT%	
0 Mike James	F	29:12	4-10	0-4	3-4	0 4 4 4	2	11	2	2	0	0	0	-14	1st FG% 9-22 40.9%	3PT% 2-13 15.4%	FT% 2-3 66.7%	2nd FG% 10-25 40.0%	3PT% 4-12 33.3%	GM FG% 19-47 40.4%	
5 Brandon Huntley-Hatfield	F	33:02	3-6	0-1	3-4	1 4 5 4	2	7	9	2	1	0	1	-13	3PT% 2-13 15.4%	FT% 2-3 66.7%		GM FG% 19-47 40.4%	FT% 10-21 47.6%		
13 Danilo Jovanovich	F	24:44	2-5	0-2	0-0	3 1 4 1	4	10	4	2	0	0	0	-17	FT% 2-3 66.7%			GM FG% 19-47 40.4%	FT% 10-21 47.6%		
4 Ty-Laur Johnson	G	25:56	2-5	0-2	2-3	1 2 3 1	2	4	6	2	4	0	0	-20	3PT% 4-12 33.3%	FT% 2-3 66.7%		GM FG% 19-47 40.4%	FT% 10-21 47.6%		
55 Skyy Clark	G	34:34	3-8	2-6	0-0	0 5 5 1	1	18	2	1	0	0	0	-19	3PT% 4-12 33.3%	FT% 2-3 66.7%		GM FG% 19-47 40.4%	FT% 10-21 47.6%		
1 Curtis Williams	G	26:04	5-12	4-10	0-0	0 0 0 0	0	0	14	0	0	0	0	-14	3PT% 4-12 33.3%	FT% 2-3 66.7%		GM FG% 19-47 40.4%	FT% 10-21 47.6%		
10 Kaleb Glenn	G	16:35	0-1	0-0	0-0	0 3 3 0	0	0	0	0	0	0	0	-6	GM FG% 19-47 40.4%	FT% 10-21 47.6%		GM FG% 19-47 40.4%	FT% 10-21 47.6%		
23 Alexander Payne	G	04:00	0-0	0-0	0-0	0 2 2 0	0	0	0	0	0	0	0	-1	FT% 10-21 47.6%			GM FG% 19-47 40.4%	FT% 10-21 47.6%		
15 Hercy Miller	G	03:53	0-0	0-0	1-2	0 0 0 1	1	1	1	1	0	0	0	-5	Dead Ball Rebounds: 2, 0						
33 Aidan McCool	G	02:00	0-0	0-0	0-0	0 0 0 0	0	0	0	0	0	0	0	-1							
Team						0 1 1		0													
Totals		19:47	6-25	9-13	5 22 27	11 15	53	10	8	2	2	4	-24								

Virginia - 77		Record: 11-3 (2-1)										Shooting By Period									
NO. Name	Min	FG	3P	FT	Rebounds	Fouls	TP	AS	TO	ST	Blocks	BS	BA	+	-	1st FG%	2nd FG%	3rd FG%	GM FG%	FT%	
2 Reece Beekman	G	30:46	4-7	1-3	2-3	0 1 1 1	1	13	11	8	2	3	0	16	1st FG% 16-31 51.6%	3PT% 5-12 41.7%	FT% 2-3 66.7%	2nd FG% 14-27 51.9%	3PT% 5-14 35.7%	GM FG% 30-58 51.7%	
4 Andrew Rohde	G	30:33	3-9	2-6	0-0	2 2 2 3	1	8	2	0	0	0	0	27	3PT% 5-12 41.7%	FT% 2-3 66.7%		GM FG% 30-58 51.7%	FT% 10-26 38.5%		
11 Isaac McKneely	G	19:25	7-11	4-7	0-0	0 2 2 4	0	18	2	0	0	0	0	20	2nd FG% 14-27 51.9%	3PT% 5-14 35.7%	FT% 7-8 87.5%	GM FG% 30-58 51.7%	FT% 10-26 38.5%		
13 Ryan Dunn	G	31:02	7-8	0-0	1-3	2 8 10 1	4	15	1	1	1	3	0	24	3PT% 5-14 35.7%	FT% 7-8 87.5%		GM FG% 30-58 51.7%	FT% 10-26 38.5%		
34 Jacob Groves	G	33:43	2-8	1-5	2-2	3 6 9 3	1	7	1	0	0	0	0	18	GM FG% 30-58 51.7%	FT% 10-26 38.5%		GM FG% 30-58 51.7%	FT% 10-26 38.5%		
0 Blake Buchanan	F	19:14	2-5	0-0	2-2	1 4 5 3	2	6	1	0	0	0	1	7	Dead Ball Rebounds: 0, 0						
10 Taine Murray	F	18:15	5-6	2-3	0-0	0 0 0 0	0	12	2	0	1	0	0	7							
12 Elijah Gertrude	G	07:06	0-3	0-2	0-0	0 0 0 1	0	0	1	0	0	0	0	-2							
35 Leon Bond III	F	07:56	0-1	0-0	0-0	3 1 4 0	0	0	2	0	1	0	0	2							
22 Jordan Minor	G	02:00	0-0	0-0	0-0	0 0 0 0	0	0	0	0	0	0	0	1							
Team						0 1 1		0													
Totals		30:58	10-26	7-10	9 25 34	15 11	77	20	3	6	4	2	24								

Points from		LOU		UVA</	
-------------	--	-----	--	-------	--

GAME 17 - VIRGINIA 65, VIRGINIA TECH 57



Official Basketball Box Score - Final
Virginia Tech at Virginia
01/17/24 John Paul Jones Arena, Charlottesville
Virginia vs Virginia Tech Men's Basketball Commonwealth Clash
Officials: Bill Covington, Jr., Brian O'Connell, Tony Henderson

Box score table for Virginia Tech vs Virginia Tech. Columns include NO., Name, Min, FG, 3P, FT, Rebounds, Fouls, TP, AS, TO, ST, Blocks, +/-.

Shooting By Period table for Virginia Tech vs Virginia Tech. Columns include 1st FG%, 3PT%, 2nd FG%, 3PT%, GM FG%, 3PT%, FT%.

Technical Fouls:NONE

Box score table for Virginia Tech vs Virginia Tech. Columns include NO., Name, Min, FG, 3P, FT, Rebounds, Fouls, TP, AS, TO, ST, Blocks, +/-.

Shooting By Period table for Virginia Tech vs Virginia Tech. Columns include 1st FG%, 3PT%, 2nd FG%, 3PT%, GM FG%, 3PT%, FT%.

Technical Fouls:NONE

Summary statistics table for Virginia Tech vs Virginia Tech. Columns include Biggest lead, Best Scoring Run, Lead Changes, Times Tied, Time with Lead, Points from Turnovers, Paint, Second Chance, Fast Breaks, Bench.

GAME 18 - VIRGINIA 75, GEORGIA TECH 66



Official Basketball Box Score - Final
Virginia at Georgia Tech
01/20/24 McCamish Pavilion, Atlanta
2023-24 Men's Basketball
Officials: Bert Smith, Raymie Snyons, Jeff Pon

Box score table for Virginia vs Georgia Tech. Columns include NO., Name, Min, FG, 3P, FT, Rebounds, Fouls, TP, AS, TO, ST, Blocks, +/-.

Shooting By Period table for Virginia vs Georgia Tech. Columns include 1st FG%, 3PT%, 2nd FG%, 3PT%, GM FG%, 3PT%, FT%.

Technical Fouls:NONE

Box score table for Virginia vs Georgia Tech. Columns include NO., Name, Min, FG, 3P, FT, Rebounds, Fouls, TP, AS, TO, ST, Blocks, +/-.

Shooting By Period table for Virginia vs Georgia Tech. Columns include 1st FG%, 3PT%, 2nd FG%, 3PT%, GM FG%, 3PT%, FT%.

Technical Fouls:NONE

Summary statistics table for Virginia vs Georgia Tech. Columns include Biggest lead, Best Scoring Run, Lead Changes, Times Tied, Time with Lead, Points from Turnovers, Paint, Second Chance, Fast Breaks, Bench.

GAME 19 - VIRGINIA 59, NC STATE 53 OT



Official Basketball Box Score - Final
NC State at Virginia
01/24/24 John Paul Jones Arena, Charlottesville
Virginia vs NC State Men's Basketball
Officials: Ted Valentine, Lee Cassell, Keith Kimble

Box score table for Virginia vs NC State. Columns include NO., Name, Min, FG, 3P, FT, Rebounds, Fouls, TP, AS, TO, ST, Blocks, +/-.

Shooting By Period table for Virginia vs NC State. Columns include 1st FG%, 3PT%, 2nd FG%, 3PT%, GM FG%, 3PT%, FT%.

Technical Fouls:NONE

Box score table for Virginia vs NC State. Columns include NO., Name, Min, FG, 3P, FT, Rebounds, Fouls, TP, AS, TO, ST, Blocks, +/-.

Shooting By Period table for Virginia vs NC State. Columns include 1st FG%, 3PT%, 2nd FG%, 3PT%, GM FG%, 3PT%, FT%.

Technical Fouls:NONE

Summary statistics table for Virginia vs NC State. Columns include Biggest lead, Best Scoring Run, Lead Changes, Times Tied, Time with Lead, Points from Turnovers, Paint, Second Chance, Fast Breaks, Bench.

GAME 20 - VIRGINIA 69, LOUISVILLE 52



Official Basketball Box Score - Final
Virginia at Louisville
01/27/24 KFC Yum! Center, Louisville
2023-24 Men's Basketball
Officials: Jamie Luckie, A.J. Desai, Jerry Heater

Box score table for Virginia vs Louisville. Columns include NO., Name, Min, FG, 3P, FT, Rebounds, Fouls, TP, AS, TO, ST, Blocks, +/-.

Shooting By Period table for Virginia vs Louisville. Columns include 1st FG%, 3PT%, 2nd FG%, 3PT%, GM FG%, 3PT%, FT%.

Technical Fouls:NONE

Box score table for Virginia vs Louisville. Columns include NO., Name, Min, FG, 3P, FT, Rebounds, Fouls, TP, AS, TO, ST, Blocks, +/-.

Shooting By Period table for Virginia vs Louisville. Columns include 1st FG%, 3PT%, 2nd FG%, 3PT%, GM FG%, 3PT%, FT%.

Technical Fouls:Johnson 1^5:24

Summary statistics table for Virginia vs Louisville. Columns include Biggest lead, Best Scoring Run, Lead Changes, Times Tied, Time with Lead, Points from Turnovers, Paint, Second Chance, Fast Breaks, Bench.





# THE LAST TIME

## VIRGINIA INDIVIDUALS

- **Scored 30 points:** Kyle Guy vs. Marshall (12/31/18)
- **Scored 40 points:** Sean Singletary (41) at Miami (3/1/08)
- **Two players with 20 points:** Jay Huff (21) and Sam Hauser (21) vs. Syracuse (1/25/21)
- **Three players with 20 points:** Chris Williams (27), Roger Mason, Jr. (22) and Donald Hand (20) vs. Duke (1/5/00)
- **Four players with 20 points:** Chris Williams (23), Donald Hand (22), Adam Hall (21) and Travis Watson (20) vs. Georgetown (3/15/00)
- **A player with back-to-back 25-point games:** Joe Harris, 26 vs. Virginia Tech (2/12/13), 27 at North Carolina (2/16/13)
- **One player scored in double figures:** Ryan Dunn (19) at Louisville (1/27/24)
- **No players scored in double figures:** vs. Florida (3/18/17)
- **Five players scored in double figures:** Ryan Dunn (13), Taine Murray (11), Reece Beekman (11), Jordan Minor (10), Isaac McKneely (10) vs. NC State (1/24/24)
- **Six players scored in double figures:** Sean Singletary (27), Adrian Joseph (13), Jamil Tucker (13), Mamadi Diane (12), Calvin Baker (11) and Laurynas Mikalauskas (11) vs. Maryland (3/9/08)
- **Seven players scored in double figures:** Cornel Parker (20), Junior Burrough (15), Ted Jeffries (14), Cory Alexander (13), Jason Williford (12), Yuri Barnes (11) and Doug Smith (11) vs. Clemson (1/13/93)
- **Had 15 rebounds:** Mike Tobey (16) vs. Tennessee State (11/25/14)
- **Had 20 rebounds:** Mike Tobey (20) vs. Louisville (3/5/16)
- **Had 25 rebounds:** Bob Mortell (25) vs. Washington & Lee (2/27/60)
- **Two players with 10 rebounds:** Francisco Caffaro (12) and Jayden Gardner (10) at Notre Dame (1/29/22)
- **Three players with 10 rebounds:** Jay Huff (12), Kihei Clark (11) and Braxton Key (10) at Syracuse (11/6/19)
- **Double-Double:** Ryan Dunn (19 points, 11 rebounds) at Louisville (1/27/24)
- **Two players had a double-double:** Jayden Gardner (22 points, 10 rebounds) and Francisco Caffaro (11 points and 12 rebounds) at Notre Dame (1/29/22)
- **Three players had a double-double:** Jason Williford (10 pts, 15 rebs), Ted Jeffries (23 pts, 10 rebs), and Cornel Parker (11 pts, 11 rebs) at William & Mary (1/25/93)
- **Double-Double with points and assists:** Reece Beekman (19 points, 11 assists) at Georgia Tech (1/20/24)
- **Triple-Double:** Ralph Sampson (15 pts, 22 rebs, 10 blks) vs. Old Dominion (12/29/79)
- **Three Double-Doubles in a row:** Sam Hauser [3] (13 pts, 10 rebs) at Notre Dame (12/30/20), (16 pts, 11 rebs) vs. Wake Forest (1/6/21), (17 pts, 10 rebs) at Boston College (1/9/21)
- **Four Double-Doubles in a row:** Mike Scott [5] (27 pts, 15 rebs) vs. Oklahoma (11/23/10), (16 pts, 10 rebs) vs. Wichita State (11/24/10), (17 pts, 12 rebs) at Minnesota (11/29/10), (21 pts, 13 rebs) at Virginia Tech (12/5/10), (10 pts, 13 rebs) vs. Radford (12/7/10)
- **20 points and 20 rebounds:** Travis Watson (21 points, 20 rebounds) vs. Wofford (1/2/03)
- **20 points and 10 rebounds:** Jayden Gardner (23 points, 12 rebounds) vs. Clemson (3/10/23)
- **13 assists:** Kihei Clark (13) vs. Navy (12/29/19)
- **10 assists:** Reece Beekman (11) at Georgia Tech (1/20/24)
- **5 blocked Shots:** Ryan Dunn (6) vs. NC State (1/24/24)
- **5 steals:** Reece Beekman (5) at Louisville (1/27/24)
- **Led UVA in points, rebounds and assists:** Sam Hauser (15 points, 9 rebounds, 3 assists) vs. Ohio (3/20/21)
- **Hit a last second shot to win a game:** Reece Beekman at Duke (2/7/22) [3-pointer with 1.1 seconds remaining]
- **Played more than 40 minutes:** Reece Beekman (41) vs. Duke (2/11/23)
- **Played all 40 minutes:** Kihei Clark (40), vs. St. Bonaventure (3/22/22)

## VIRGINIA TEAM

- **Won in Overtime:** 59-53 vs. NC State (1/24/24)
- **Lost in Overtime:** 63-55 vs. Syracuse (1/11/20)
- **Played Two Overtimes:** at Virginia Tech, 80-78 2 OT (2/12/17)
- **Played Three Overtimes:** vs. Georgetown, L 115-111 (3/15/00)
- **Shot 70 percent for a half:** 70.4% (19-27) vs. Austin Peay - 1st Half (11/13/17)
- **Shot 60 percent in a game:** 60% (30-50) vs. Miami (2/5/22)
- **Shot less than 30 percent in a game:** 28.1% (16-57) at Wake Forest (1/13/24)
- **Shot 100 percent from the free throw line:** 100% (6-6) vs. Texas A&M (11/29/23)
- **Shot 70 percent from 3-point line:** 72% (18-25) at Syracuse (3/4/19)
- **Shot less than 30 percent in a half:** 24.2% (8-33) in 2nd Half at Wake Forest (1/13/24)
- **Shot less than 20 percent in a half:** 18.5% (5-27) in 1st Half vs. North Carolina (3/10/22)
- **Shot 55 percent or better and lost:** 58.5% (31-53) at North Carolina (2/16/13)
- **Shot 50 percent or better and lost:** 52.6% (30-57) vs. Iowa (11/29/21)
- **Attempted 50 FTs:** 52 (made 34) vs. Howard (12/12/94)
- **Attempted 35 3-pointers:** 38 (11-38) vs. Va. Tech (2/10/18)
- **Did Not Attempt a FT:** 0 vs. Wisconsin (11/27/17)
- **Made 30 FTs:** 31 (31 of 36) vs. Tennessee (3/18/07)
- **Made 15 3-pt FGs:** 15 at Wake Forest (1/21/23)
- **Failed to make a 3-pt FG:** vs. Louisville (0 of 6) (3/9/22)
- **Had 50 rebounds:** 54 vs. NC State (1/24/24)
- **Had 20 offensive rebounds:** 20 vs. NC State (1/24/24)
- **Had 25 assists:** 26 vs. Iowa State (3/25/16)
- **Had 15 steals:** 15 vs. Florida (11/10/23)
- **Had 10 blocks:** 10 vs. JMU (12/6/22)
- **Had 10 steals & 10 blocks:** 13 steals & 10 blocks vs. Texas Southern (11/16/23)
- **Led by 30 points at halftime:** 30 vs. North Carolina A&T (11/14/23)
- **Scored 50 pts in a half:** 56 vs. Baylor, 2nd half (11/18/22)
- **Scored 60 pts in a half:** 60 vs. Gonzaga, 1st half (1/3/07)
- **Scored 70 pts in a half:** 70 vs. Coastal Carolina, 2nd half (11/20/00)
- **Scored 100 pts (ACC):** 103 vs. Maryland (1/16/07)
- **Scored 100 pts (non-conf):** 100 vs. Marshall (12/31/18)
- **Scored under 20 pts in 1st half:** 18 vs. Wisconsin (11/20/23)
- **Scored under 20 pts in 2nd half:** 19 at North Carolina (2/18/17)
- **Scored under 50 pts in a game:** 41 vs. Wisconsin (11/20/23)
- **Defeated top-5 opponent:** 86-79 vs. #5 Baylor (11/18/22)
- **Defeated top-5 opponent on the road:** 65-63 at #4 Duke (1/27/18)
- **Defeated top-5 opponent at neutral site:** 86-79 vs. #5 Baylor (11/18/22)
- **Defeated top-ranked opponent:** 86-73 vs. #1 North Carolina (1/30/86)
- **Won when trailing by 16 points:** Trained 32-16 during 63-61 vs. Ohio State (11/30/16)
- **Won when trailing by 17 points:** Trained 31-14 during 61-58 overtime win vs. Maryland (3/10/13)
- **All five starters scored all of the points:** vs. Texas A&M (11/29/23)
- **Consecutive games holding ACC opponents to fewer than 70 points at home:** 47 (current, last vs. Notre Dame 1/31/24)

## OPPONENT INDIVIDUALS

- **Scored 30 points:** Buddy Boeheim (31), Syracuse (3/11/21)
- **Scored 35 points:** Carsen Edwards (42), Purdue (3/30/19)
- **Scored 40 points:** Carsen Edwards (42), Purdue (3/30/19)
- **Scored 50 points:** Len Chappell (50), Wake (2/12/62)
- **Two players with 20 points:** Jericole Hellems (21) and Tarquavion Smith (20) at NC State (1/22/22)
- **Two players with 25 points:** Corey Kispert (32) and Drew Timme (29) vs. Gonzaga (12/26/20)
- **Three players with 20 points:** Jordan McRae (21), Jarnell Stokes (20) and Josh Richardson (20) at Tennessee (12/30/13)
- **Two players with 30 points:** Trevor Powell (31) and Tony Smith (31) at Marquette (2/3/90)
- **No players scored in double figures:** Texas Southern (11/16/23)
- **Five players scored in double figures:** Jarace Walker (17), Marcus Sasser (13), Tramon Mark (13), Jamal Shead (11), J'Wan Roberts (10) vs. Houston (12/17/22)
- **Six players scored in double figures:** C.J. Harris (15), Ari Stewart (12), Travis McKie (12), J.T. Terrell (11), Ty Walker (11), Gary Clark (10), at Wake Forest (1/29/11)
- **Seven players scored in double figures:** Stanley Burrell (15), Drew Lavender (13), C.J. Anderson (12), B.J. Raymond (12), Josh Duncan (11), Charles Bronson (11) and Jason Love (10), at Xavier (1/3/08)
- **Double-Double:** Andrew Carr (12 points, 12 rebounds) at Wake Forest (1/13/24)
- **Double-Double with points and assists:** Keifer Sykes (21 pts, 10 assists) at Green Bay (12/7/13)
- **Two players had a double-double:** Marvin Bagley III (30 pts, 14 rebs) & Wendell Carter Jr. (14 pts, 15 rebs), Duke (1/27/18)
- **Player had 20 points and 20 rebounds:** Armando Bacot (29 points, 22 rebounds), North Carolina (1/8/222)
- **Had 15 rebounds:** Armando Bacot (16), North Carolina (2/20/20)
- **Had 20 rebounds:** Armando Bacot (22), North Carolina (1/8/22)
- **Had 10 assists:** Keifer Sykes (10), at Green Bay (12/7/13)
- **5 Blocked Shots:** Efton Reid III (5), Wake Forest (1/13/24)
- **5 Steals:** Jordan Miller (7), Miami (2/5/22) & Jose Alvarado (6), Georgia Tech (1/23/21)
- **Hit a last second shot to win a game:** JP Pegues, Furman (3/16/23), 3-pointer with 2.2 seconds remaining

## OPPONENT TEAM

- **Shot less than 30 percent in a game:** 29.4% (15-51), NCCU (12/5/23)
- **Shot less than 30 percent in a game (ACC):** 27.1% (13-48), Virginia Tech (1/4/20)
- **Shot 60 percent in a game:** 60% (30-50) at NC State (1/22/22)
- **Shot 55 percent or better and lost:** 55.3% (26-47), Cleveland State (11/25/09)
- **Scored 100 pts:** 106, Washington (11/22/10)
- **Scored 90 pts in an ACC game:** 93, North Carolina (2/16/13)
- **Scored 60 pts in a half:** 60, at Miami, 2nd half (3/1/08)
- **Scored 50 pts in a half:** 54, vs. Gonzaga, 2nd half (12/26/21)
- **Scored 45 pts in the first half:** 45, at Florida State (2/15/21)
- **Scored under 10 pts in 1st half:** 7, at Pitt (2/24/18)
- **Scored under 20 pts in 1st half:** 13, at Louisville (1/27/24)
- **Scored under 20 pts in 2nd half:** 19, vs. Texas Southern (11/16/23)
- **Scored under 40 pts in a game:** 33, vs. Texas Southern (11/16/23)
- **Had 25 assists:** 27, at Xavier (1/3/08)
- **Had 20 offensive rebounds:** 20, vs. Wisconsin (11/20/23)
- **Had 15 steals:** 15, Memphis (12/19/23)
- **Had 10 blocks:** 10 at Maryland (3/5/11)
- **Failed to make a 3-pt FG:** Georgia Tech (1/22/15)







# BLAKE BUCHANAN

Fr. • F • 6-11 • 225 • C'ouer d'Alene, Idaho • Lake City

## 2023-24 SEASON

- Grabbed four rebounds in collegiate debut vs. Tarleton State (11/6/23)
- Tallied 18 points (10 of 16 FTs) and seven rebounds vs. Florida (11/10/23)
- Recorded six points and three rebounds in first career start vs. North Carolina A&T (11/14/23)
- Blocked three shots vs. Texas Southern (11/16/23)
- Collected nine points, six rebounds and two steals vs. NCCU (12/5/23)
- Recorded five rebounds and one blocked shot vs. Morgan State (12/27/23)
- Tallied six points and five rebounds vs. Louisville (1/3/24)
- Scored four points and had five rebounds in start at NC State (1/6/24)
- Registered eight points (4-5 FG) and three rebounds vs. Virginia Tech (1/17/24)
- Netted four points along with eight rebounds vs. NC State (1/24/24)
- Contributed four points, five rebounds and two steals at Louisville (1/27/24)
- Recorded two points and five rebounds vs. Notre Dame (1/31/24)

## CAREER STATS/HIGHLIGHTS

		Field Goals		3-Point		F-Throws		Rebounds				Scoring										
SEASON	TEAM	GP-GS	MIN	AVG	FG-FGA	FG%	3FG-3FGA	3FG%	FT-FTA	FT%	OFF	DEF	TOT	AVG	PF	FO	A	TO	BLK	STL	PTS	AVG
2023-24	UVa	22-5	313	14.2	29-67	.433	0-0	.000	22-39	.564	31	41	72	3.3	38-2	10	13	16	11	80	3.6	
<b>TOTAL</b>		<b>22-5</b>	<b>313</b>	<b>14.2</b>	<b>29-67</b>	<b>.433</b>	<b>0-0</b>	<b>.000</b>	<b>22-39</b>	<b>.564</b>	<b>31</b>	<b>41</b>	<b>72</b>	<b>3.3</b>	<b>38-2</b>	<b>10</b>	<b>13</b>	<b>16</b>	<b>11</b>	<b>80</b>	<b>3.6</b>	

### Single Game Highs

Statistic	Value	
Points	18	vs Florida 11/10/23
Rebounds	8	vs NC State 01/24/24
Assists	2	vs N.C. A&T 11/14/23
Steals	2	vs N.C. Central 12/05/23, vs Northeastern 12/16/23, at Louisville 01/27/24
Blocks	3	vs Texas Southern 11/16/23
FG Made	4	vs Florida 11/10/23, vs N.C. Central 12/05/23, vs Virginia Tech 01/17/24
FG Attempts	7	vs Florida 11/10/23, vs N.C. Central 12/05/23
FT Made	10	vs Florida 11/10/23
FT Attempts	16	vs Florida 11/10/23

## 2023-24 BUCHANAN GAME-BY-GAME

Opponent	Date	GS	MIN	Total		3-Pointers		Free throws		Rebounds				PF	A	TO	BLK	STL	PTS	AVG
				FG-FGA	PCT	3FG-3FGA	PCT	FT-FTA	PCT	OFF	DEF	TOT	AVG							
Tarleton St.	11/06/2023		16:56	0-2	.000	0-0	.000	1-4	.250	0	4	4	4.0	2	0	1	1	0	1	1.0
vs Florida	11/10/2023		26:52	4-7	.571	0-0	.000	10-16	.625	5	2	7	5.5	2	1	1	0	0	18	9.5
N.C. A&T	11/14/2023	*	15:10	3-6	.500	0-0	.000	0-0	.000	1	2	3	4.7	2	2	0	1	1	6	8.3
Texas Southern	11/16/2023	*	22:00	1-2	.500	0-0	.000	3-5	.600	2	2	4	4.5	2	0	1	3	1	5	7.5
vs Wisconsin	11/20/2023	*	14:29	0-2	.000	0-0	.000	0-0	.000	2	1	3	4.2	1	0	1	2	0	0	6.0
vs West Virginia	11/22/2023	*	13:55	0-2	.000	0-0	.000	2-2	1.000	0	2	2	3.8	5	0	1	2	0	2	5.3
Texas A&M	11/29/2023		05:32	0-0	.000	0-0	.000	0-0	.000	2	0	2	3.6	2	0	2	0	1	0	4.6
Syracuse	12/02/2023		12:41	2-3	.667	0-0	.000	2-2	1.000	1	0	1	3.3	1	0	1	0	1	6	4.8
N.C. Central	12/05/2023		25:03	4-7	.571	0-0	.000	1-2	.500	3	3	6	3.6	2	1	1	1	2	9	5.2
Northeastern	12/16/2023		16:05	1-1	1.000	0-0	.000	1-4	.250	1	0	1	3.3	0	1	0	0	2	3	5.0
at Memphis	12/19/2023		06:00	0-1	.000	0-0	.000	0-0	.000	0	2	2	3.2	2	1	1	0	0	0	4.5
Morgan St.	12/27/2023		13:06	0-3	.000	0-0	.000	0-0	.000	3	2	5	3.3	1	1	1	1	0	0	4.2
at Notre Dame	12/30/2023		08:34	0-3	.000	0-0	.000	0-0	.000	0	1	1	3.2	3	0	0	1	0	0	3.8
Louisville	01/03/2024		19:14	2-5	.400	0-0	.000	2-2	1.000	1	4	5	3.3	3	1	0	1	0	6	4.0
at NC State	01/06/2024	*	23:24	2-3	.667	0-0	.000	0-2	.000	1	4	5	3.4	2	0	0	0	1	4	4.0
at Wake Forest	01/13/2024		07:57	0-3	.000	0-0	.000	0-0	.000	0	1	1	3.3	0	0	0	1	0	0	3.8
Virginia Tech	01/17/2024		11:22	4-5	.800	0-0	.000	0-0	.000	1	2	3	3.2	0	1	0	0	0	8	4.0
at Georgia Tech	01/20/2024		05:35	0-1	.000	0-0	.000	0-0	.000	0	1	1	3.1	0	0	0	0	0	0	3.8
NC State	01/24/2024		14:07	2-5	.400	0-0	.000	0-0	.000	3	5	8	3.4	1	0	0	1	0	4	3.8
at Louisville	01/27/2024		13:50	2-2	1.000	0-0	.000	0-0	.000	0	1	1	3.3	5	0	1	1	2	4	3.8
Notre Dame	01/31/2024		09:07	1-2	.500	0-0	.000	0-0	.000	3	2	5	3.3	0	1	1	0	0	2	3.7
at Clemson	02/03/2024		11:34	1-2	.500	0-0	.000	0-0	.000	2	0	2	3.3	2	0	0	0	0	2	3.6
<b>Totals</b>		<b>5</b>	<b>312:33</b>	<b>29-67</b>	<b>.433</b>	<b>0-0</b>	<b>.000</b>	<b>22-39</b>	<b>.564</b>	<b>31</b>	<b>41</b>	<b>72</b>	<b>3.3</b>	<b>38</b>	<b>10</b>	<b>13</b>	<b>16</b>	<b>11</b>	<b>80</b>	<b>3.6</b>

## Player Averages

Games Played	Minutes/game	Points/game	FG Pct	3FG Pct	FT Pct	Rebounds/game	Assists/game	Turnovers/game	Assist/Turnover ratio	Steals/game	Blocks/game
22	14.2	3.6	43.3	0.0	56.4	3.3	0.5	0.6	0.8	0.5	0.7



# 1 DANTE HARRIS

R-Jr. • G • 6-0 • 171 • Washington, D.C. • Georgetown

## 2023-24 SEASON

- Scored seven points along with three assists in UVA debut vs. Tarleton State (11/6/23)
- Recorded six points and two assists vs. Florida (11/10/23)
- Totaled five rebounds, three assists, two steals and two blocked shots vs. North Carolina A&T (11/14/23)

- Scored six points on a pair of 3-pointers and added four rebounds vs. Texas Southern (11/16/23)
- Tallied five points and five assists in return to action vs. Virginia Tech (1/17/24) after missing 10 games with an ankle injury
- Netted four points in road win at Georgia Tech (1/20/24)
- Tallied four points and three assists vs. Notre Dame (1/31/24)

## CAREER STATS/HIGHLIGHTS

SEASON	TEAM	GP-GS	MIN	Field Goals		3-Point		F-Throws		Rebounds				Scoring							
				FG-FGA	FG%	3FG-3FGA	3FG%	FT-FTA	FT%	OFF	DEF	TOT	AVG	PF	FO	A	TO	BLK	STL	PTS	AVG
2020-21	GTown	26-21	789	30.4	76-218	.349	20-77	.260	35-39	.897	15	74	89	3.4	41-0	82	59	1	30	207	8.0
2021-22	GTown	29-29	934	32.2	130-347	.375	28-102	.275	56-75	.747	13	91	104	3.6	53-1	118	74	2	44	344	11.9
2023-24	UVa	12-1	191	15.9	12-43	.279	2-11	.182	8-16	.500	1	22	23	1.9	17-0	21	9	4	7	34	2.8
<b>TOTAL FOR UVa</b>		<b>12-1</b>	<b>191/15.9</b>	<b>12-43</b>	<b>.279</b>	<b>2-11</b>	<b>.182</b>	<b>8-16</b>	<b>.500</b>	<b>1</b>	<b>22</b>	<b>23</b>	<b>1.9</b>	<b>17-0</b>	<b>21</b>	<b>9</b>	<b>4</b>	<b>7</b>	<b>34</b>	<b>2.8</b>	
<b>TOTAL</b>		<b>67-51</b>	<b>1914/28.6</b>	<b>218-608</b>	<b>.359</b>	<b>50-190</b>	<b>.263</b>	<b>99-130</b>	<b>.762</b>	<b>29</b>	<b>187</b>	<b>216</b>	<b>3.2</b>	<b>111-1</b>	<b>221</b>	<b>142</b>	<b>7</b>	<b>81</b>	<b>585</b>	<b>8.7</b>	

### Single Game Highs

Statistic	Value	
Points	23	at Creighton 02/14/22, vs UConn 02/27/22
Rebounds	9	vs St. John's (NY) 02/03/22
Assists	8	vs Seton Hall 02/20/21, at DePaul 02/09/22
Steals	5	vs Marquette 03/10/21
Blocks	2	vs N.C. A&T 11/14/23
FG Made	9	at Creighton 02/14/22
FG Attempts	24	at Creighton 02/14/22
3FG Made	3	4 times
3FG Attempts	7	vs Villanova 01/22/22
FT Made	9	vs Marquette 01/07/22
FT Attempts	10	vs Marquette 01/07/22

## 2023-24 HARRIS GAME-BY-GAME

Opponent	Date	GS	MIN	Total		3-Pointers		Free throws		Rebounds				PF	A	TO	BLK	STL	PTS	AVG
				FG-FGA	PCT	3FG-3FGA	PCT	FT-FTA	PCT	OFF	DEF	TOT	AVG							
Tarleton St.	11/06/2023		23:31	1-3	.333	0-0	.000	5-8	.625	1	2	3	3.0	3	1	0	0	1	7	7.0
vs Florida	11/10/2023		15:17	3-5	.600	0-1	.000	0-0	.000	0	0	0	1.5	1	2	0	0	2	6	6.5
N.C. A&T	11/14/2023		25:09	0-2	.000	0-0	.000	2-4	.500	0	5	5	2.7	2	3	3	2	2	2	5.0
Texas Southern	11/16/2023	*	27:03	2-6	.333	2-2	1.000	0-0	.000	0	4	4	3.0	2	2	2	0	1	6	5.3
vs Wisconsin	11/20/2023		17:21	0-3	.000	0-1	.000	0-0	.000	0	1	1	2.6	1	0	2	0	0	0	4.2
vs West Virginia	11/22/2023		08:35	0-1	.000	0-1	.000	0-0	.000	0	2	2	2.5	1	0	0	0	0	0	3.5
Virginia Tech	01/17/2024		16:57	2-5	.400	0-2	.000	1-3	.333	0	2	2	2.4	3	5	0	1	1	5	3.7
at Georgia Tech	01/20/2024		10:48	2-6	.333	0-2	.000	0-0	.000	0	1	1	2.3	0	0	0	0	0	4	3.8
NC State	01/24/2024		19:30	0-5	.000	0-1	.000	0-0	.000	0	3	3	2.3	2	2	1	0	0	0	3.3
at Louisville	01/27/2024		08:39	0-2	.000	0-0	.000	0-0	.000	0	1	1	2.2	1	2	1	0	0	0	3.0
Notre Dame	01/31/2024		12:36	2-4	.500	0-1	.000	0-0	.000	0	0	0	2.0	1	3	0	1	0	4	3.1
at Clemson	02/03/2024		05:33	0-1	.000	0-0	.000	0-1	.000	0	1	1	1.9	0	1	0	0	0	0	2.8
<b>Totals</b>		<b>1</b>	<b>190:60</b>	<b>12-43</b>	<b>.279</b>	<b>2-11</b>	<b>.182</b>	<b>8-16</b>	<b>.500</b>	<b>1</b>	<b>22</b>	<b>23</b>	<b>1.9</b>	<b>17</b>	<b>21</b>	<b>9</b>	<b>4</b>	<b>7</b>	<b>34</b>	<b>2.8</b>

## Player Averages

Games Played	Minutes/game	Points/game	FG Pct	3FG Pct	FT Pct	Rebounds/game	Assists/game	Turnovers/game	Assist/Turnover ratio	Steals/game	Blocks/game
12	15.9	2.8	27.9	18.2	50.0	1.9	1.8	0.8	2.3	0.6	0.3



# 2 REECE BEEKMAN

Sr. • G • 6-3 • 194 • Milwaukee, Wis. • Scotlandville Magnet (La.)

## 2023-24 SEASON

- Preseason All-ACC First Team
- Naismith Trophy Preseason 50 Watch List
- John R. Wooden Award Preseason Top-50 Watch List
- Fort Myers Tip-Off All-Tournament Team
- ACC Player of the Week (Jan. 22)
- Tallied game-high 16 points, seven assists and three

steals vs. Tarleton State (11/6/23)

- Registered 13 points, five assists and three steals vs. Florida (11/10/23)
- Scored eight points and added a career-high three blocked shots and four steals vs. Texas Southern (11/16/23)
- Scored team-high 17 points along with seven assists and two steals vs. Wisconsin (11/20/23)
- Tallied 12 points, four rebounds, five assists and four steals vs. West Virginia (11/22/23)
- Recorded 12 points, five assists, three steals and two blocks vs. No. 14 Texas A&M (11/29/23)
- Scored 13 points along with eight assists vs. Syracuse (12/2/23)
- Scored a career-high 21 points with six rebounds and five assists vs. Northeastern (12/16/23)
- Led Virginia with 13 points at No. 23 Memphis (12/19/23)
- Registered 17 points, seven assists and two blocked shots vs. Morgan State (12/27/23)
- Netted 15 points along with four assists at Notre Dame (12/30/23)
- Scored 11 points and had eight assists vs. Louisville (1/3/24)
- Scored 12 points along with 10 assists at NC State (1/6/24)
- Led Virginia with 10 points and four assists at Wake Forest (1/13/24)
- Tallied 16 points, four assists and four steals vs. Virginia Tech (1/17/24)
- Recorded 19 points and matched a career high with 11 assists for fourth career double-double at Georgia Tech (1/20/24)
- Tallied 11 points, six assists and three steals vs. NC State (1/24/24)
- Scored nine points along with nine assists and five steals at Louisville (1/27/24)
- Tied a career best with 21 points & added six assists & four steals vs. Notre Dame (1/31/24)
- Surpassed 1,000 career points with 14 at Clemson (2/3/24)

## CAREER STATS/HIGHLIGHTS

SEASON TEAM	GP-GS	MIN/AVG	Field Goals		3-Point		F-Throws		Rebounds				Scoring						
			FG-FGA	FG%	3FG-3FGA	3FG%	FT-FTA	FT%	OFF	DEF	TOT	AVG	PF-FO	A	TO	BLK	STL	PTS	AVG
2020-21 UVa	25-20	733/29.3	42-110	.382	9-37	.243	25-33	.758	5	66	71	2.8	37-0	75	29	10	30	118	4.7
2021-22 UVa	35-35	1228/35.1	115-256	.449	22-65	.338	35-46	.761	15	121	136	3.9	62-2	181	50	25	73	287	8.2
2022-23 UVa	32-32	1044/32.6	104-257	.405	27-77	.351	69-87	.793	17	80	97	3.0	51-0	168	50	17	57	304	9.5
2023-24 UVa	22-22	694/31.5	109-246	.443	21-69	.304	54-70	.771	7	56	63	2.9	24-0	134	44	12	55	293	13.3
<b>TOTAL</b>	<b>114-109</b>	<b>3700/32.5</b>	<b>370-869</b>	<b>.426</b>	<b>79-248</b>	<b>.319</b>	<b>183-236</b>	<b>.775</b>	<b>44</b>	<b>323</b>	<b>367</b>	<b>3.2</b>	<b>174-2</b>	<b>558</b>	<b>173</b>	<b>64</b>	<b>215</b>	<b>1002</b>	<b>8.8</b>

### Single Game Highs

Statistic	Value
Points	21 vs Northeastern 12/16/23, vs Notre Dame 01/31/24
Rebounds	12 at Louisville 03/05/22
Assists	11 vs Louisville 01/24/22, vs Louisville 03/04/23, at Georgia Tech 01/20/24
Steals	6 vs Navy 11/09/21
Blocks	3 vs Texas Southern 11/16/23
FG Made	9 vs Northeastern 12/16/23
FG Attempts	18 vs Northeastern 12/16/23
3FG Made	4 vs Notre Dame 01/31/24
3FG Attempts	7 vs Notre Dame 01/31/24
FT Made	6 vs Illinois 11/20/22, vs Furman 03/16/23, vs Tarleton St. 11/06/23
FT Attempts	8 vs Illinois 11/20/22, at Notre Dame 12/30/23

## 2023-24 BEEKMAN GAME-BY-GAME

Opponent	Date	GS	MIN	Total		3-Pointers		Free throws		Rebounds				PF	A	TO	BLK	STL	PTS	AVG
				FG-FGA	PCT	3FG-3FGA	PCT	FT-FTA	PCT	OFF	DEF	TOT	AVG							
Tarleton St.	11/06/2023	*	27:27	5-9	.556	0-3	.000	6-7	.857	0	4	4	4.0	2	7	0	1	3	16	16.0
vs Florida	11/10/2023	*	33:40	5-13	.385	2-4	.500	1-4	.250	1	2	3	3.5	1	5	1	1	3	13	14.5
N.C. A&T	11/14/2023	*	20:52	2-9	.222	1-3	.333	0-0	.000	0	4	4	3.7	0	7	0	0	1	5	11.3
Texas Southern	11/16/2023	*	27:22	4-11	.364	0-4	.000	0-0	.000	0	3	3	3.5	3	4	3	3	4	8	10.5
vs Wisconsin	11/20/2023	*	34:05	6-12	.500	2-3	.667	3-3	1.000	1	3	4	3.6	1	7	2	0	2	17	11.8
vs West Virginia	11/22/2023	*	35:37	5-11	.455	1-4	.250	1-2	.500	0	4	4	3.7	0	5	4	0	4	12	11.8
Texas A&M	11/29/2023	*	34:30	4-8	.500	0-1	.000	4-4	1.000	0	1	1	3.3	2	5	1	2	3	12	11.9
Syracuse	12/02/2023	*	25:49	5-7	.714	1-1	1.000	2-2	1.000	0	1	1	3.0	0	8	0	1	1	13	12.0
N.C. Central	12/05/2023	*	19:48	3-7	.429	0-2	.000	2-2	1.000	0	4	4	3.1	0	4	0	0	4	8	11.6
Northeastern	12/16/2023	*	33:45	9-18	.500	0-2	.000	3-4	.750	2	4	6	3.4	1	5	1	0	2	21	12.5
at Memphis	12/19/2023	*	33:08	5-8	.625	2-3	.667	1-1	1.000	0	5	5	3.5	2	4	5	0	1	13	12.5
Morgan St.	12/27/2023	*	29:40	8-12	.667	1-3	.333	0-1	.000	0	2	2	3.4	0	7	1	2	1	17	12.9
at Notre Dame	12/30/2023	*	33:35	5-15	.333	0-4	.000	5-8	.625	1	2	3	3.4	1	4	5	0	0	15	13.1
Louisville	01/03/2024	*	30:46	4-7	.571	1-3	.333	2-3	.667	0	1	1	3.2	1	8	2	0	3	11	12.9
at NC State	01/06/2024	*	33:04	4-7	.571	0-0	.000	4-4	1.000	0	2	2	3.1	2	10	1	0	1	12	12.9
at Wake Forest	01/13/2024	*	30:25	3-12	.250	2-5	.400	2-2	1.000	0	2	2	3.1	3	4	1	0	1	10	12.7
Virginia Tech	01/17/2024	*	37:48	6-13	.462	2-3	.667	2-3	.667	0	4	4	3.1	0	4	4	0	4	16	12.9
at Georgia Tech	01/20/2024	*	33:27	7-16	.438	2-6	.333	3-3	1.000	0	6	6	3.3	1	11	3	0	2	19	13.2
NC State	01/24/2024	*	39:46	4-12	.333	0-1	.000	3-5	.600	2	2	4	3.3	1	6	3	1	3	11	13.1
at Louisville	01/27/2024	*	30:15	3-9	.333	0-3	.000	3-4	.750	0	0	0	3.2	2	9	2	1	5	9	12.9
Notre Dame	01/31/2024	*	33:33	7-13	.538	4-7	.571	3-4	.750	0	0	0	3.0	1	6	5	0	4	21	13.3
at Clemson	02/03/2024	*	35:36	5-17	.294	0-4	.000	4-4	1.000	0	0	0	2.9	0	4	0	0	3	14	13.3
<b>Totals</b>		<b>22</b>	<b>693:58</b>	<b>109-246</b>	<b>.443</b>	<b>21-69</b>	<b>.304</b>	<b>54-70</b>	<b>.771</b>	<b>7</b>	<b>56</b>	<b>63</b>	<b>2.9</b>	<b>24</b>	<b>134</b>	<b>44</b>	<b>12</b>	<b>55</b>	<b>293</b>	<b>13.3</b>

## Player Averages

Games Played	Minutes/game	Points/game	FG Pct	3FG Pct	FT Pct	Rebounds/game	Assists/game	Turnovers/game	Assist/Turnover ratio	Steals/game	Blocks/game
22	31.5	13.3	44.3	30.4	77.1	2.9	6.1	2.0	3.0	2.5	0.5





# 4 ANDREW ROHDE

So. • G • 6-6 • 202 • Milwaukee, Wis. • St. Thomas (Minn.)

## 2023-24 SEASON

- Tallied six points and three assists in UVA debut vs. Tarleton State (11/6/23)
- Recorded seven points, two rebounds, two assists and two steals vs. Florida (11/10/23)
- Totaled six points, five assists and three rebounds vs. North Carolina A&T (11/14/23)
- Recorded six points, three rebounds and three steals vs. Texas Southern (11/16/23)
- Totaled 13 points, six rebounds and three assists vs. No. 14 Texas A&M (11/29/23)
- Scored 10 points and added four assists and three rebounds vs. Syracuse (12/2/23)
- Dished out six assists vs. NCCU (12/5/23) and Northeastern (12/16/23)
- Collected 10 points, five rebounds, four assists and three steals vs. Morgan State (12/27/23)
- Scored eight points vs. Louisville (1/3/24)
- Netted six points at Wake Forest (1/13/24)
- Tallied five points, four assists and no turnovers at Georgia Tech (1/20/24)
- Scored seven points and added three steals at Louisville (1/27/24)

## CAREER STATS/HIGHLIGHTS

SEASON	TEAM	GP-GS	MIN/AVG	Field Goals		3-Point		F-Throws		Rebounds				Scoring						
				FG-FGA	FG%	3FG-3FGA	3FG%	FT-FTA	FT%	OFF	DEF	TOT	AVG	PF-FO	A	TO	BLK	STL	PTS	AVG
2022-23	UST	31-31	1019/32.9	189-422	.448	56-175	.320	97-119	.815	25	91	116	3.7	67-0	113	69	3	52	531	17.1
2023-24	Uva	22-21	597/27.2	42-134	.313	20-75	.267	4-12	.333	1	46	47	2.1	17-0	64	27	1	14	108	4.9
<b>TOTAL FOR UVA</b>		<b>22-21</b>	<b>597/27.2</b>	<b>42-134</b>	<b>.313</b>	<b>20-75</b>	<b>.267</b>	<b>4-12</b>	<b>.333</b>	<b>1</b>	<b>46</b>	<b>47</b>	<b>2.1</b>	<b>17-0</b>	<b>64</b>	<b>27</b>	<b>1</b>	<b>14</b>	<b>108</b>	<b>4.9</b>
<b>TOTAL</b>		<b>53-52</b>	<b>1616/30.5</b>	<b>231-556</b>	<b>.415</b>	<b>76-250</b>	<b>.304</b>	<b>101-131</b>	<b>.771</b>	<b>26</b>	<b>137</b>	<b>163</b>	<b>3.1</b>	<b>84-0</b>	<b>177</b>	<b>96</b>	<b>4</b>	<b>66</b>	<b>639</b>	<b>12.1</b>

### Single Game Highs


Statistic	Value
Points	27 at North Dakota 02/25/23
Rebounds	9 at Montana St. 12/08/22
Assists	8 vs Merrimack 11/19/22, vs Omaha 01/07/23, vs South Dakota St. 01/26/23
Steals	5 at North Dakota St. 02/23/23
Blocks	1 4 times
FG Made	11 at North Dakota 02/25/23
FG Attempts	22 vs Oral Roberts 03/06/23
3FG Made	4 4 times
3FG Attempts	9 at South Dakota 12/29/22, vs South Dakota 01/28/23, vs Oral Roberts 03/06/23
FT Made	10 at Omaha 02/02/23
FT Attempts	10 at South Dakota 12/29/22, vs Omaha 01/07/23, at Omaha 02/02/23

## 2023-24 ROHDE GAME-BY-GAME

Opponent	Date	GS	MIN	Total		3-Pointers		Free throws		Rebounds				PF	A	TO	BLK	STL	PTS	AVG	
				FG-FGA	PCT	3FG-3FGA	PCT	FT-FTA	PCT	OFF	DEF	TOT	AVG								
Tarleton St.	11/06/2023	*	25:56	2-8	.250	2-5	.400	0-0	.000	0	3	3	3.0	0	1	2	0	0	6	6.0	
vs Florida	11/10/2023	*	35:39	3-6	.500	1-3	.333	0-0	.000	1	1	2	2.5	1	2	1	0	2	7	6.5	
N.C. A&T	11/14/2023	*	23:14	3-7	.429	0-3	.000	0-0	.000	0	3	3	2.7	0	5	2	0	0	6	6.3	
Texas Southern	11/16/2023	*	28:34	2-5	.400	1-1	1.000	1-2	.500	0	3	3	2.8	0	3	3	0	1	6	6.3	
vs Wisconsin	11/20/2023	*	30:01	2-6	.333	1-3	.333	0-0	.000	0	2	2	2.6	1	3	0	0	0	5	6.0	
vs West Virginia	11/22/2023	*	28:30	2-4	.500	0-1	.000	2-4	.500	0	1	1	2.3	0	1	0	0	0	6	6.0	
Texas A&M	11/29/2023	*	37:06	5-14	.357	3-8	.375	0-0	.000	0	6	6	2.9	2	3	3	0	0	13	7.0	
Syracuse	12/02/2023	*	30:54	4-8	.500	2-4	.500	0-0	.000	0	3	3	2.9	0	4	1	0	1	10	7.4	
N.C. Central	12/05/2023	*	21:52	1-4	.250	1-3	.333	0-2	.000	0	1	1	2.7	0	6	1	1	0	3	6.9	
Northeastern	12/16/2023	*	31:28	0-5	.000	0-3	.000	0-1	.000	0	2	2	2.6	1	6	0	0	0	0	6.2	
at Memphis	12/19/2023	*	22:21	0-5	.000	0-4	.000	0-0	.000	0	2	2	2.5	3	4	1	0	1	0	5.6	
Morgan St.	12/27/2023	*	30:36	4-8	.500	2-5	.400	0-0	.000	0	5	5	2.8	0	4	1	0	3	10	6.0	
at Notre Dame	12/30/2023	*	29:31	2-8	.250	1-4	.250	0-1	.000	0	2	2	2.7	1	1	0	0	0	5	5.9	
Louisville	01/03/2024	*	30:33	3-9	.333	2-6	.333	0-0	.000	0	2	2	2.6	2	2	0	0	0	8	6.1	
at NC State	01/06/2024	*	30:59	1-6	.167	0-3	.000	0-0	.000	0	3	3	2.7	0	2	3	0	0	2	5.8	
at Wake Forest	01/13/2024	*	30:41	3-7	.429	0-3	.000	0-0	.000	0	1	1	2.6	2	2	1	0	1	6	5.8	
Virginia Tech	01/17/2024	*	24:59	0-4	.000	0-3	.000	0-0	.000	0	2	2	2.5	1	3	0	0	1	0	5.5	
at Georgia Tech	01/20/2024	*	31:05	2-6	.333	1-3	.333	0-0	.000	0	0	0	2.4	2	4	0	0	1	5	5.4	
NC State	01/24/2024	*	11:55	0-2	.000	0-2	.000	0-0	.000	0	1	1	2.3	1	0	2	0	0	0	5.2	
at Louisville	01/27/2024	*	28:28	2-6	.333	2-4	.500	1-2	.500	0	2	2	2.3	0	4	4	0	3	7	5.3	
Notre Dame	01/31/2024	*	12:29	0-3	.000	0-2	.000	0-0	.000	0	0	0	2.2	0	3	0	0	0	0	5.0	
at Clemson	02/03/2024	*	20:30	1-3	.333	1-2	.500	0-0	.000	0	1	1	2.1	0	1	2	0	0	3	4.9	
<b>Totals</b>			<b>21</b>	<b>597:20</b>	<b>42-134</b>	<b>.313</b>	<b>20-75</b>	<b>.267</b>	<b>4-12</b>	<b>.333</b>	<b>1</b>	<b>46</b>	<b>47</b>	<b>2.1</b>	<b>17</b>	<b>64</b>	<b>27</b>	<b>1</b>	<b>14</b>	<b>108</b>	<b>4.9</b>

## Player Averages

Games Played	Minutes/game	Points/game	FG Pct	3FG Pct	FT Pct	Rebounds/game	Assists/game	Turnovers/game	Assist/Turnover ratio	Steals/game	Blocks/game
22	27.2	4.9	31.3	26.7	33.3	2.1	2.9	1.2	2.4	0.6	0.0



# 10 TAINÉ MURRAY

Jr. • G • 6-5 • 208 • Auckland, N.Z. • Rosmini College

## 2023-24 SEASON

- Scored five points off the bench vs. Tarleton State (11/6/23)
- Netted seven points, one assist and one blocked shot vs. North Carolina A&T (11/14/23)
- Tallied four points and three rebounds vs. Texas Southern (11/16/23)
- Scored seven points and had two rebounds vs. Syracuse (12/2/23)
- Netted three points and two assists vs. Morgan State (12/27/23)
- Scored 12 points (5-6 FG) vs. Louisville (1/3/24)
- Drilled a 3-pointer at Wake Forest (1/13/24)
- Contributed 11 points (3-4 FGs, 2-2 3FGs, 3-4 FTs) vs. NC State (1/24/24)
- Scored four points along with a career-best four assists vs. Notre Dame (1/31/24)

## CAREER STATS/HIGHLIGHTS

SEASON	TEAM	GP-GS	MIN	Field Goals			3-Point		F-Throws		Rebounds				PF-FO			TO BLK STL			Scoring	
				FG-FGA	FG%	3FG-3FGA	3FG%	FT-FTA	FT%	OFF	DEF	TOT	AVG	PF	FO	A	TO	BLK	STL	PTS	AVG	
2021-22	UVa	19-0	143/7.5	13-33	.394	8-23	.348	4-8	.500	6	11	17	0.9	14-0	2	4	1	2	38	2.0		
2022-23	UVa	13-0	93/7.2	6-19	.316	2-12	.167	4-6	.667	0	12	12	0.9	5-0	3	3	2	0	18	1.4		
2023-24	UVa	21-0	267/12.7	22-44	.500	10-23	.435	10-16	.625	3	24	27	1.3	14-0	19	7	3	4	64	3.0		
<b>TOTAL</b>		<b>53-0</b>	<b>503/9.5</b>	<b>41-96</b>	<b>.427</b>	<b>20-58</b>	<b>.345</b>	<b>18-30</b>	<b>.600</b>	<b>9</b>	<b>47</b>	<b>56</b>	<b>1.1</b>	<b>33-0</b>	<b>24</b>	<b>14</b>	<b>6</b>	<b>6</b>	<b>120</b>	<b>2.3</b>		

### Single Game Highs


Statistic	Value	
Points	14	vs Iowa 11/29/21
Rebounds	4	vs UMES 11/25/22, vs N.C. Central 12/05/23, at NC State 01/06/24
Assists	4	vs Notre Dame 01/31/24
Steals	1	6 times
Blocks	1	6 times
FG Made	5	vs Iowa 11/29/21, vs Louisville 01/03/24
FG Attempts	7	vs Iowa 11/29/21
3FG Made	4	vs Iowa 11/29/21
3FG Attempts	6	vs Iowa 11/29/21
FT Made	3	vs NC State 01/24/24
FT Attempts	4	vs NC State 01/24/24

## 2023-24 MURRAY GAME-BY-GAME

Opponent	Date	GS	MIN	Total		3-Pointers		Free throws		Rebounds				PF	A	TO	BLK	STL	PTS	AVG
				FG-FGA	PCT	3FG-3FGA	PCT	FT-FTA	PCT	OFF	DEF	TOT	AVG							
Tarleton St.	11/06/2023		10:57	2-2	1.000	0-0	.000	1-2	.500	0	1	1	1.0	2	0	1	0	0	5	5.0
N.C. A&T	11/14/2023		22:35	2-4	.500	1-2	.500	2-2	1.000	0	0	0	0.5	1	1	0	1	0	7	6.0
Texas Southern	11/16/2023		20:52	1-2	.500	1-2	.500	1-2	.500	0	3	3	1.3	1	0	2	0	0	4	5.3
vs Wisconsin	11/20/2023		05:59	0-2	.000	0-1	.000	0-0	.000	0	0	0	1.0	0	0	0	0	0	0	4.0
vs West Virginia	11/22/2023		05:00	0-0	.000	0-0	.000	0-0	.000	0	0	0	0.8	0	0	0	0	0	0	3.2
Texas A&M	11/29/2023		05:23	0-1	.000	0-0	.000	0-0	.000	0	1	1	0.8	0	1	0	0	0	0	2.7
Syracuse	12/02/2023		11:58	2-3	.667	2-3	.667	1-2	.500	1	1	2	1.0	0	0	1	0	1	7	3.3
N.C. Central	12/05/2023		16:43	0-0	.000	0-0	.000	0-0	.000	0	4	4	1.4	2	1	1	0	0	0	2.9
Northeastern	12/16/2023		03:16	0-0	.000	0-0	.000	0-0	.000	0	0	0	1.2	0	0	0	0	0	0	2.6
at Memphis	12/19/2023		18:00	0-2	.000	0-2	.000	0-0	.000	0	2	2	1.3	2	3	1	0	0	0	2.3
Morgan St.	12/27/2023		16:27	1-4	.250	1-4	.250	0-0	.000	0	1	1	1.3	1	2	0	0	1	3	2.4
at Notre Dame	12/30/2023		14:06	1-1	1.000	0-0	.000	0-2	.000	1	0	1	1.3	1	0	0	0	0	2	2.3
Louisville	01/03/2024		18:15	5-6	.833	2-3	.667	0-0	.000	0	0	0	1.2	0	2	0	0	1	12	3.1
at NC State	01/06/2024		17:47	0-2	.000	0-0	.000	0-0	.000	1	3	4	1.4	0	1	0	0	1	0	2.9
at Wake Forest	01/13/2024		09:11	1-1	1.000	1-1	1.000	0-0	.000	0	1	1	1.3	1	1	0	0	0	3	2.9
Virginia Tech	01/17/2024		02:34	0-1	.000	0-0	.000	0-0	.000	0	0	0	1.3	0	0	0	0	0	0	2.7
at Georgia Tech	01/20/2024		02:54	1-1	1.000	0-0	.000	0-0	.000	0	0	0	1.2	0	0	0	0	0	2	2.6
NC State	01/24/2024		18:36	3-4	.750	2-2	1.000	3-4	.750	0	2	2	1.2	0	1	0	0	0	11	3.1
at Louisville	01/27/2024		17:27	1-2	.500	0-1	.000	0-0	.000	0	2	2	1.3	1	1	0	1	0	2	3.1
Notre Dame	01/31/2024		20:03	2-6	.333	0-2	.000	0-0	.000	0	1	1	1.3	1	4	1	1	0	4	3.1
at Clemson	02/03/2024		08:47	0-0	.000	0-0	.000	2-2	1.000	0	2	2	1.3	1	1	0	0	0	2	3.0
<b>Totals</b>		<b>0</b>	<b>266:51</b>	<b>22-44</b>	<b>.500</b>	<b>10-23</b>	<b>.435</b>	<b>10-16</b>	<b>.625</b>	<b>3</b>	<b>24</b>	<b>27</b>	<b>1.3</b>	<b>14</b>	<b>19</b>	<b>7</b>	<b>3</b>	<b>4</b>	<b>64</b>	<b>3.0</b>

## Player Averages

Games Played	Minutes/game	Points/game	FG Pct	3FG Pct	FT Pct	Rebounds/game	Assists/game	Turnovers/game	Assist/Turnover ratio	Steals/game	Blocks/game
21	12.7	3.0	50.0	43.5	62.5	1.3	0.9	0.3	2.7	0.2	0.1



# 11 ISAAC MCKNEELY

So. • G • 6-4 • 188 • Poca, W.Va. • Poca

## 2023-24 SEASON

- Scored 15 points and made four 3-pointers vs. Tarleton State (11/6/23)
- Scored nine points and matched career high with six rebounds vs. Florida (11/10/23)
- Had eight points before leaving with ankle injury vs. North Carolina A&T (11/14/23)
- Missed the Texas Southern game (11/16/23) with an ankle injury
- Scored nine points vs. Wisconsin (11/20/23)
- Tallied eight points and five rebounds vs. West Virginia (11/22/23)
- Scored 10 points vs. No. 14 Texas A&M (11/29/23)
- Netted career highs in points (22) and 3-pointers (6) vs. Syracuse (12/2/23)
- Matched career highs in points (22) and 3-pointers (6) vs. NCCU (12/5/23)
- Scored 18 points (7-11 FG) vs. Louisville (1/3/24)
- Scored 18 points (4-7 3FG) at NC State (1/6/24)
- Tied a career high with six 3-pointers en route to 20 points at Georgia Tech (1/20/24)
- Scored 10 points vs. NC State (1/24/24)
- Netted nine points on a trio of 3-pointers at Louisville (1/27/24)
- Scored 11 points (3-5 3FG) vs. Notre Dame (1/31/24)
- Converted four-point play en route to 14 points at Clemson (2/3/24)

## CAREER STATS/HIGHLIGHTS

SEASON	TEAM	GP-GS	MIN	Field Goals		3-Point		F-Throws		Rebounds				Scoring							
				FG-FGA	FG%	3FG-3FGA	3FG%	FT-FTA	FT%	OFF	DEF	TOT	AVG	PF-FO	A	TO	BLK	STL	PTS	AVG	
2022-23	Uva	33-1	708	21.5	77-182	.423	51-130	.392	17-24	.708	7	66	73	2.2	44-0	23	21	4	12	222	6.7
2023-24	Uva	21-21	657	31.3	85-209	.407	53-113	.469	23-26	.885	1	61	62	3.0	33-0	34	24	3	13	246	11.7
<b>TOTAL</b>		<b>54-22</b>	<b>1365</b>	<b>25.3</b>	<b>162-391</b>	<b>.414</b>	<b>104-243</b>	<b>.428</b>	<b>40-50</b>	<b>.800</b>	<b>8</b>	<b>127</b>	<b>135</b>	<b>2.5</b>	<b>77-0</b>	<b>57</b>	<b>45</b>	<b>7</b>	<b>25</b>	<b>468</b>	<b>8.7</b>

### Single Game Highs

Statistic	Value
Points	22 vs Syracuse 12/02/23, vs N.C. Central 12/05/23
Rebounds	6 at North Carolina 02/25/23, vs Florida 11/10/23
Assists	4 vs Tarleton St. 11/06/23, vs Morgan St. 12/27/23
Steals	2 4 times
Blocks	2 vs NC State 02/07/23
FG Made	8 vs Syracuse 12/02/23, vs N.C. Central 12/05/23
FG Attempts	16 vs NC State 01/24/24
3FG Made	6 vs Syracuse 12/02/23, vs N.C. Central 12/05/23, at Georgia Tech 01/20/24
3FG Attempts	9 at Georgia Tech 01/20/24, vs NC State 01/24/24
FT Made	4 at Memphis 12/19/23, at Wake Forest 01/13/24
FT Attempts	4 vs Tarleton St. 11/06/23, at Memphis 12/19/23, at Wake Forest 01/13/24


## 2023-24 MCKNEELY GAME-BY-GAME

Opponent	Date	GS	MIN	Total		3-Pointers		Free throws		Rebounds				PF	A	TO	BLK	STL	PTS	AVG	
				FG-FGA	PCT	3FG-3FGA	PCT	FT-FTA	PCT	OFF	DEF	TOT	AVG								
Tarleton St.	11/06/2023	*	28:47	4-8	.500	4-8	.500	3-4	.750	0	4	4	4.0	3	4	3	0	1	15	15.0	
vs Florida	11/10/2023	*	35:24	3-10	.300	2-4	.500	1-2	.500	0	6	6	5.0	2	1	1	1	0	9	12.0	
N.C. A&T	11/14/2023	*	14:28	3-4	.750	2-2	1.000	0-0	.000	0	1	1	3.7	1	1	0	1	0	8	10.7	
vs Wisconsin	11/20/2023	*	32:34	3-7	.429	1-1	1.000	2-2	1.000	0	1	1	3.0	1	0	1	0	1	9	10.3	
vs West Virginia	11/22/2023	*	35:39	2-9	.222	2-5	.400	2-2	1.000	0	5	5	3.4	1	2	2	0	1	8	9.8	
Texas A&M	11/29/2023	*	31:59	4-11	.364	2-7	.286	0-0	.000	0	1	1	3.0	1	2	1	0	0	10	9.8	
Syracuse	12/02/2023	*	26:26	8-11	.727	6-8	.750	0-0	.000	0	5	5	3.3	2	2	0	0	0	22	11.6	
N.C. Central	12/05/2023	*	25:57	8-11	.727	6-8	.750	0-0	.000	0	2	2	3.1	0	1	0	1	0	22	12.9	
Northeastern	12/16/2023	*	36:44	3-12	.250	2-6	.333	0-0	.000	1	3	4	3.2	2	0	1	0	2	8	12.3	
at Memphis	12/19/2023	*	32:05	1-8	.125	0-5	.000	4-4	1.000	0	1	1	3.0	1	2	4	0	0	6	11.7	
Morgan St.	12/27/2023	*	25:15	2-7	.286	2-6	.333	0-0	.000	0	2	2	2.9	0	4	0	0	2	6	11.2	
at Notre Dame	12/30/2023	*	33:24	2-7	.286	1-3	.333	2-3	.667	0	4	4	3.0	2	2	1	0	2	7	10.8	
Louisville	01/03/2024	*	19:25	7-11	.636	4-7	.571	0-0	.000	0	2	2	2.9	4	2	0	0	0	18	11.4	
at NC State	01/06/2024	*	31:54	6-13	.462	4-7	.571	2-2	1.000	0	3	3	2.9	2	0	3	0	2	18	11.9	
at Wake Forest	01/13/2024	*	35:43	2-10	.200	0-2	.000	4-4	1.000	0	5	5	3.1	2	0	0	0	0	8	11.6	
Virginia Tech	01/17/2024	*	34:21	3-8	.375	0-2	.000	2-2	1.000	0	2	2	3.0	1	3	1	0	1	8	11.4	
at Georgia Tech	01/20/2024	*	37:30	7-13	.538	6-9	.667	0-0	.000	0	5	5	3.1	1	1	2	0	0	20	11.9	
NC State	01/24/2024	*	41:57	4-16	.250	2-9	.222	0-0	.000	0	2	2	3.1	1	2	3	0	0	10	11.8	
at Louisville	01/27/2024	*	30:15	3-8	.375	3-4	.750	0-0	.000	0	2	2	3.0	3	1	1	0	1	9	11.6	
Notre Dame	01/31/2024	*	33:51	4-10	.400	3-5	.600	0-0	.000	0	2	2	3.0	1	2	0	0	0	11	11.6	
at Clemson	02/03/2024	*	33:22	6-15	.400	1-5	.200	1-1	1.000	0	3	3	3.0	2	2	0	0	0	14	11.7	
<b>Totals</b>			<b>21</b>	<b>657:00</b>	<b>85-209</b>	<b>.407</b>	<b>53-113</b>	<b>.469</b>	<b>23-26</b>	<b>.885</b>	<b>1</b>	<b>61</b>	<b>62</b>	<b>3.0</b>	<b>33</b>	<b>34</b>	<b>24</b>	<b>3</b>	<b>13</b>	<b>246</b>	<b>11.7</b>

## Player Averages

Games Played	Minutes/game	Points/game	FG Pct	3FG Pct	FT Pct	Rebounds/game	Assists/game	Turnovers/game	Assist/Turnover ratio	Steals/game	Blocks/game
21	31.3	11.7	40.7	46.9	88.5	3.0	1.6	1.1	1.4	0.6	0.1





# 12 ELIJAH GERTRUDE

Fr. • G • 6-4 • 185 • Jersey City, N.J. • Hudson Regional Catholic

## 2023-24 SEASON

- Made his collegiate debut vs. No. 14 Texas A&M
- Scored six points and had two steals vs. Syracuse (12/2/23)
- Scored season-high 13 points vs. NCCU (12/5/23)
- Tallied five points and five rebounds vs. Northeastern (12/16/23)
- Scored four points and blocked two shots vs. Morgan State (12/27/23)
- Tallied six points, three rebounds and two steals at Notre Dame (12/30/23)
- Scored two points at Louisville (1/27/24)

## CAREER STATS/HIGHLIGHTS

SEASON	TEAM	GP-GS	MIN	AVG	Field Goals			3-Point		F-Throws		Rebounds			Scoring						
					FG-FGA	FG%	3FG-3FGA	3FG%	FT-FTA	FT%	OFF	DEF	TOT	AVG	PF	FO	A	TO	BLK	STL	PTS
2023-24	UVa	11-0	114	10.4	16-41	.390	1-12	.083	7-10	.700	1	12	13	1.2	13-0	5	9	6	8	40	3.6
<b>TOTAL</b>		<b>11-0</b>	<b>114</b>	<b>10.4</b>	<b>16-41</b>	<b>.390</b>	<b>1-12</b>	<b>.083</b>	<b>7-10</b>	<b>.700</b>	<b>1</b>	<b>12</b>	<b>13</b>	<b>1.2</b>	<b>13-0</b>	<b>5</b>	<b>9</b>	<b>6</b>	<b>8</b>	<b>40</b>	<b>3.6</b>

### Single Game Highs

Statistic	Value	
Points	13	vs N.C. Central 12/05/23
Rebounds	5	vs Northeastern 12/16/23
Assists	1	5 times
Steals	2	4 times
Blocks	2	vs Morgan St. 12/27/23
FG Made	6	vs N.C. Central 12/05/23
FG Attempts	11	vs N.C. Central 12/05/23
3FG Made	1	vs N.C. Central 12/05/23
3FG Attempts	5	vs N.C. Central 12/05/23
FT Made	3	vs Northeastern 12/16/23
FT Attempts	5	vs Northeastern 12/16/23

## 2023-24 GERTRUDE GAME-BY-GAME

Opponent	Date	GS	MIN	Total		3-Pointers		Free throws		Rebounds				PF	A	TO	BLK	STL	PTS	AVG
				FG-FGA	PCT	3FG-3FGA	PCT	FT-FTA	PCT	OFF	DEF	TOT	AVG							
Texas A&M	11/29/2023		07:37	0-1	.000	0-1	.000	0-0	.000	0	1	1	1.0	1	0	0	1	0	0	0.0
Syracuse	12/02/2023		18:04	2-5	.400	0-1	.000	2-2	1.000	0	1	1	1.0	1	1	3	1	2	6	3.0
N.C. Central	12/05/2023		16:46	6-11	.545	1-5	.200	0-0	.000	0	0	0	0.7	4	1	0	0	0	13	6.3
Northeastern	12/16/2023		14:47	1-3	.333	0-0	.000	3-5	.600	0	5	5	1.8	1	0	0	1	2	5	6.0
at Memphis	12/19/2023		11:22	2-5	.400	0-1	.000	0-1	.000	0	1	1	1.6	2	0	3	0	2	4	5.6
Morgan St.	12/27/2023		12:52	2-3	.667	0-0	.000	0-0	.000	1	0	1	1.5	2	1	0	2	0	4	5.3
at Notre Dame	12/30/2023		10:34	2-4	.500	0-0	.000	2-2	1.000	0	3	3	1.7	0	0	2	0	2	6	5.4
Louisville	01/03/2024		07:06	0-3	.000	0-2	.000	0-0	.000	0	0	0	1.5	1	1	0	0	0	0	4.8
at NC State	01/06/2024		07:32	0-2	.000	0-1	.000	0-0	.000	0	1	1	1.4	1	0	0	1	0	0	4.2
at Wake Forest	01/13/2024		02:26	0-1	.000	0-0	.000	0-0	.000	0	0	0	1.3	0	1	1	0	0	0	3.8
at Louisville	01/27/2024		04:56	1-3	.333	0-1	.000	0-0	.000	0	0	0	1.2	0	0	0	0	2	3.6	
<b>Totals</b>		<b>0</b>	<b>114:02</b>	<b>16-41</b>	<b>.390</b>	<b>1-12</b>	<b>.083</b>	<b>7-10</b>	<b>.700</b>	<b>1</b>	<b>12</b>	<b>13</b>	<b>1.2</b>	<b>13</b>	<b>5</b>	<b>9</b>	<b>6</b>	<b>8</b>	<b>40</b>	<b>3.6</b>

## Player Averages

Games Played	Minutes/game	Points/game	FG Pct	3FG Pct	FT Pct	Rebounds/game	Assists/game	Turnovers/game	Assist/Turnover ratio	Steals/game	Blocks/game
11	10.4	3.6	39.0	8.3	70.0	1.2	0.5	0.8	0.6	0.7	0.5



# 13 RYAN DUNN

So. • G • 6-8 • 216 • Freeport, N.Y. • Perkiomen School

## 2023-24 SEASON

- Collected nine points, seven rebounds, two blocks and one steal vs. Tarleton State (11/6/23)
- Tallied six points, eight rebounds along with school record-tying seven steals vs. Florida (11/10/23)
- Netted 13 points, 11 rebounds, three blocked shots and two steals vs. North Carolina A&T (11/14/23)
- Scored 15 points along with career highs in free throws (8) and free throws attempted (9), and four blocked shots and added three steals vs. Texas Southern (11/16/23)
- Registered six points, six rebounds, two steals and five blocked shots vs. Wisconsin (11/20/23)
- Tallied 13 points, five rebounds, two steals and one blocked shot vs. West Virginia (11/22/23)
- Recorded 12 points, five rebounds, five blocked shots and three steals vs. No. 14 Texas A&M (11/29/23)
- Tallied six points, six rebounds and two assists vs. NCCU (12/5/23)
- Totaled 11 points, 11 rebounds, two blocked shots and two steals at No. 23 Memphis (12/19/23)
- Scored eight points along with a game-high 10 rebounds vs. Morgan State (12/27/23)
- Had 13 points and five rebounds at Notre Dame (12/30/23)
- Recorded third double-double with 15 points and 10 rebounds along with three blocked shots vs. Louisville (1/3/24)
- Scored 16 points (7-9 FG) and added seven rebounds at NC State (1/6/24)
- Registered six points, seven rebounds, one block and one steal vs. Virginia Tech (1/17/24)
- Tallied nine points and game highs in rebounds (10) and blocks (3) at Georgia Tech (1/20/24)
- Recorded 13 points, 12 rebounds and six blocked shots vs. NC State (1/24/24)
- Collected 19 points and 11 rebounds for his fifth double-double at Louisville (1/27/24)
- Scored five points and pulled down 10 rebounds at Clemson (2/3/24)

## CAREER STATS/HIGHLIGHTS

SEASON TEAM	GP-GS	MIN/AVG	Field Goals		3-Point		F-Throws		Rebounds				Scoring						
			FG-FGA	FG%	3FG-3FGA	3FG%	FT-FTA	FT%	OFF	DEF	TOT	AVG	PF-FO	A	TO	BLK	STL	PTS	AVG
2022-23 UVa	31-0	401/12.9	33-62	.532	5-16	.313	11-22	.500	19	72	91	2.9	41-1	9	14	33	13	82	2.6
2023-24 UVa	22-22	601/27.3	83-144	.576	6-25	.240	36-62	.581	53	107	160	7.3	39-0	18	19	48	35	208	9.5
<b>TOTAL</b>	<b>53-22</b>	<b>1002/18.9</b>	<b>116-206</b>	<b>.563</b>	<b>11-41</b>	<b>.268</b>	<b>47-84</b>	<b>.560</b>	<b>72</b>	<b>179</b>	<b>251</b>	<b>4.7</b>	<b>80-1</b>	<b>27</b>	<b>33</b>	<b>81</b>	<b>48</b>	<b>290</b>	<b>5.5</b>

### Single Game Highs

Statistic	Value	
Points	19	at Louisville 01/27/24
Rebounds	12	vs NC State 01/24/24
Assists	2	6 times
Steals	7	vs Florida 11/10/23
Blocks	6	vs NC State 01/24/24
FG Made	8	at Louisville 01/27/24
FG Attempts	14	at Memphis 12/19/23
3FG Made	2	vs Texas A&M 11/29/23
3FG Attempts	4	vs Texas A&M 11/29/23
FT Made	8	vs Texas Southern 11/16/23
FT Attempts	9	vs Texas Southern 11/16/23

## 2023-24 DUNN GAME-BY-GAME

Opponent	Date	GS	MIN	Total		3-Pointers		Free throws		Rebounds				PF	A	TO	BLK	STL	PTS	AVG	
				FG-FGA	PCT	3FG-3FGA	PCT	FT-FTA	PCT	OFF	DEF	TOT	AVG								
Tarleton St.	11/06/2023	*	21:04	2-3	.667	1-2	.500	4-8	.500	2	5	7	7.0	2	1	0	2	1	9	9.0	
vs Florida	11/10/2023	*	32:47	3-7	.429	0-3	.000	0-0	.000	1	7	8	7.5	2	2	1	0	7	6	7.5	
N.C. A&T	11/14/2023	*	21:13	4-5	.800	0-0	.000	5-6	.833	4	7	11	8.7	1	1	0	3	2	13	9.3	
Texas Southern	11/16/2023	*	24:47	3-5	.600	1-3	.333	8-9	.889	2	3	5	7.8	2	2	0	4	3	15	10.8	
vs Wisconsin	11/20/2023	*	26:28	3-6	.500	0-2	.000	0-0	.000	0	6	6	7.4	3	0	1	5	2	6	9.8	
vs West Virginia	11/22/2023	*	28:58	5-11	.455	0-3	.000	3-6	.500	2	3	5	7.0	3	0	1	1	2	13	10.3	
Texas A&M	11/29/2023	*	36:07	4-8	.500	2-4	.500	2-2	1.000	0	5	5	6.7	0	0	1	5	3	12	10.6	
Syracuse	12/02/2023	*	21:56	2-4	.500	0-2	.000	0-0	.000	1	3	4	6.4	3	2	0	2	2	4	9.8	
N.C. Central	12/05/2023	*	20:33	3-3	1.000	0-0	.000	0-0	.000	1	5	6	6.3	2	2	0	1	1	6	9.3	
Northeastern	12/16/2023	*	28:45	2-5	.400	0-1	.000	1-2	.500	1	3	4	6.1	1	1	2	2	0	5	8.9	
at Memphis	12/19/2023	*	26:20	5-14	.357	0-1	.000	1-3	.333	8	3	11	6.5	2	0	1	2	2	11	9.1	
Morgan St.	12/27/2023	*	24:23	3-9	.333	0-0	.000	2-6	.333	5	5	10	6.8	2	0	1	1	2	8	9.0	
at Notre Dame	12/30/2023	*	24:09	6-9	.667	0-0	.000	1-2	.500	4	1	5	6.7	3	1	2	0	1	13	9.3	
Louisville	01/03/2024	*	31:02	7-8	.875	0-0	.000	1-3	.333	2	8	10	6.9	1	1	1	3	1	15	9.7	
at NC State	01/06/2024	*	32:11	7-9	.778	1-2	.500	1-3	.333	2	5	7	6.9	3	1	1	1	1	16	10.1	
at Wake Forest	01/13/2024	*	23:02	1-4	.250	0-0	.000	2-2	1.000	0	1	1	6.6	0	0	1	1	3	4	9.8	
Virginia Tech	01/17/2024	*	25:46	3-4	.750	0-0	.000	0-0	.000	1	6	7	6.6	2	0	1	1	1	6	9.5	
at Georgia Tech	01/20/2024	*	32:11	4-4	1.000	1-1	1.000	0-2	.000	5	5	10	6.8	2	2	1	3	0	9	9.5	
NC State	01/24/2024	*	35:30	6-10	.600	0-1	.000	1-2	.500	4	8	12	7.1	0	1	1	6	0	13	9.7	
at Louisville	01/27/2024	*	29:20	8-10	.800	0-0	.000	3-4	.750	2	9	11	7.3	1	1	1	2	0	19	10.2	
Notre Dame	01/31/2024	*	27:25	0-1	.000	0-0	.000	0-0	.000	2	3	5	7.1	1	0	1	2	1	0	9.7	
at Clemson	02/03/2024	*	27:21	2-5	.400	0-0	.000	1-2	.500	4	6	10	7.3	3	0	1	1	0	5	9.5	
<b>Totals</b>			<b>22</b>	<b>601:19</b>	<b>83-144</b>	<b>.576</b>	<b>6-25</b>	<b>.240</b>	<b>36-62</b>	<b>.581</b>	<b>53</b>	<b>107</b>	<b>160</b>	<b>7.3</b>	<b>39</b>	<b>18</b>	<b>19</b>	<b>48</b>	<b>35</b>	<b>208</b>	<b>9.5</b>

## Player Averages

Games Played	Minutes/game	Points/game	FG Pct	3FG Pct	FT Pct	Rebounds/game	Assists/game	Turnovers/game	Assist/Turnover ratio	Steals/game	Blocks/game
22	27.3	9.5	57.6	24.0	58.1	7.3	0.8	0.9	0.9	1.6	2.2



# 22 JORDAN MINOR

Gr. • F • 6-8 • 242 • Kingston, Mass. • Merrimack

## 2023-24 SEASON

- Collected three rebounds in UVA debut vs. Tarleton State (11/6/23)
- Scored six points along with two rebounds vs. North Carolina A&T (11/14/23)
- Totaled two rebounds vs. No. 14 Texas A&M (11/29/23)
- Tallied two points and two rebounds at No. 23

Memphis (12/19/23)

- Scored six points along with two rebounds vs. Morgan State (12/27/23)
- Tallied six points and three rebounds at NC State (1/6/24)
- Registered nine point and five rebounds in 22 minutes in first start at Wake Forest (1/13/24)
- Scored season-high 16 points along with five rebounds in 26 minutes vs. Virginia Tech (1/17/24)
- Reached double figures with 11 points in third start at Georgia Tech (1/20/24)
- Tallied 10 points and nine rebounds in 30 minutes vs. NC State (1/24/24)
- Collected six points and five rebounds vs. Notre Dame (1/31/24)
- Scored nine points along with nine rebounds and two blocked shots at Clemson (2/3/24)

## CAREER STATS/HIGHLIGHTS

SEASON	TEAM	GP-GS	MIN/AVG	Field Goals			3-Point		F-Throws		Rebounds				Scoring					
				FG-FGA	FG%	3FG-3FGA	3FG%	FT-FTA	FT%	OFF	DEF	TOT	AVG	PF-FO	A	TO	BLK	STL	PTS	AVG
2019-20	Merr	31-0	505/16.3	70-137	.511	2-5	.400	50-90	.556	79	58	137	4.4	76-0	24	40	32	7	192	6.2
2020-21	Merr	18-18	527/29.3	83-173	.480	1-7	.143	49-84	.583	54	91	145	8.1	69-7	32	56	25	15	216	12.0
2021-22	Merr	30-30	910/30.3	182-346	.526	1-11	.091	88-143	.615	95	152	247	8.2	101-5	36	61	73	44	453	15.1
2022-23	Merr	28-28	935/33.4	186-361	.515	1-9	.111	115-196	.587	91	171	262	9.4	84-4	65	78	72	39	488	17.4
2023-24	Uva	20-7	263/13.2	36-69	.522	0-0	.000	18-30	.600	30	33	63	3.2	35-1	6	12	6	8	90	4.5
<b>TOTAL FOR UVA</b>		<b>20-7</b>	<b>263/13.2</b>	<b>36-69</b>	<b>.522</b>	<b>0-0</b>	<b>.000</b>	<b>18-30</b>	<b>.600</b>	<b>30</b>	<b>33</b>	<b>63</b>	<b>3.2</b>	<b>35-1</b>	<b>6</b>	<b>12</b>	<b>6</b>	<b>8</b>	<b>90</b>	<b>4.5</b>
<b>TOTAL</b>		<b>127-83</b>	<b>3140/24.7</b>	<b>557-1086</b>	<b>.513</b>	<b>5-32</b>	<b>.156</b>	<b>320-543</b>	<b>.589</b>	<b>349</b>	<b>505</b>	<b>854</b>	<b>6.7</b>	<b>365-17</b>	<b>163</b>	<b>247</b>	<b>208</b>	<b>113</b>	<b>1439</b>	<b>11.3</b>

### Single Game Highs

Statistic	Value	
Points	28	vs Central Conn. St. 02/10/22
Rebounds	20	at Sacred Heart 02/18/23
Assists	7	vs LIU 02/02/23
Steals	6	vs Brown 12/07/21
Blocks	8	at Central Conn. St. 01/08/22, at Bucknell 12/18/22
FG Made	12	vs Central Conn. St. 02/10/22, at Sacred Heart 02/15/22
FG Attempts	19	at Gonzaga 12/09/21, vs Stonehill 02/09/23, at LIU 02/25/23
3FG Made	2	vs Jacksonville 11/17/19
3FG Attempts	3	vs Jacksonville 11/17/19, at Gonzaga 12/09/21
FT Made	11	at Wagner 12/31/22
FT Attempts	13	4 times

## 2023-24 MINOR GAME-BY-GAME

Opponent	Date	GS	MIN	Total		3-Pointers		Free throws		Rebounds				PF	A	TO	BLK	STL	PTS	AVG	
				FG-FGA	PCT	3FG-3FGA	PCT	FT-FTA	PCT	OFF	DEF	TOT	AVG								
Tarleton St.	11/06/2023		11:42	0-1	.000	0-0	.000	0-0	.000	2	1	3	3.0	1	0	1	1	0	0	0.0	
N.C. A&T	11/14/2023		12:14	2-3	.667	0-0	.000	2-2	1.000	1	1	2	2.5	2	0	1	0	0	6	3.0	
Texas Southern	11/16/2023		07:04	1-3	.333	0-0	.000	0-0	.000	3	0	3	2.7	1	1	0	0	0	2	2.7	
vs Wisconsin	11/20/2023		04:55	0-0	.000	0-0	.000	0-0	.000	0	0	0	2.0	1	0	0	0	0	0	2.0	
vs West Virginia	11/22/2023		01:40	1-1	1.000	0-0	.000	0-0	.000	0	0	0	1.6	2	0	0	0	0	2	2.0	
Texas A&M	11/29/2023		02:35	0-0	.000	0-0	.000	0-0	.000	0	2	2	1.7	1	0	0	0	0	0	1.7	
Syracuse	12/02/2023		07:19	0-2	.000	0-0	.000	0-0	.000	1	0	1	1.6	3	0	0	0	0	0	1.4	
N.C. Central	12/05/2023		11:41	0-4	.000	0-0	.000	0-0	.000	0	3	3	1.8	2	2	2	0	0	0	1.3	
at Memphis	12/19/2023		03:18	1-1	1.000	0-0	.000	0-1	.000	1	1	2	1.8	0	0	0	0	0	2	1.3	
Morgan St.	12/27/2023		11:49	3-5	.600	0-0	.000	0-0	.000	2	0	2	1.8	0	1	1	0	1	6	1.8	
at Notre Dame	12/30/2023		08:37	1-2	.500	0-0	.000	0-0	.000	2	0	2	1.8	0	0	1	0	0	2	1.8	
Louisville	01/03/2024		02:00	0-0	.000	0-0	.000	0-0	.000	0	0	0	1.7	0	0	0	0	0	0	1.7	
at NC State	01/06/2024		07:31	2-2	1.000	0-0	.000	2-2	1.000	1	2	3	1.8	0	0	0	0	0	6	2.0	
at Wake Forest	01/13/2024	*	22:18	3-8	.375	0-0	.000	3-5	.600	1	4	5	2.0	2	0	1	1	1	9	2.5	
Virginia Tech	01/17/2024	*	26:29	5-8	.625	0-0	.000	6-8	.750	2	3	5	2.2	3	2	1	0	2	16	3.4	
at Georgia Tech	01/20/2024	*	24:07	4-5	.800	0-0	.000	3-6	.500	1	1	2	2.2	4	0	1	0	1	11	3.9	
NC State	01/24/2024	*	30:22	5-9	.556	0-0	.000	0-2	.000	6	3	9	2.6	2	0	1	1	1	10	4.2	
at Louisville	01/27/2024	*	09:44	2-4	.500	0-0	.000	0-0	.000	0	4	4	2.7	4	0	1	0	0	4	4.2	
Notre Dame	01/31/2024	*	28:28	2-4	.500	0-0	.000	1-2	.500	3	3	6	2.8	2	0	0	1	2	5	4.3	
at Clemson	02/03/2024	*	29:30	4-7	.571	0-0	.000	1-2	.500	4	5	9	3.2	5	0	1	2	0	9	4.5	
<b>Totals</b>			<b>7</b>	<b>263:23</b>	<b>36-69</b>	<b>.522</b>	<b>0-0</b>	<b>.000</b>	<b>18-30</b>	<b>.600</b>	<b>30</b>	<b>33</b>	<b>63</b>	<b>3.2</b>	<b>35</b>	<b>6</b>	<b>12</b>	<b>6</b>	<b>8</b>	<b>90</b>	<b>4.5</b>

## Player Averages

Games Played	Minutes/game	Points/game	FG Pct	3FG Pct	FT Pct	Rebounds/game	Assists/game	Turnovers/game	Assist/Turnover ratio	Steals/game	Blocks/game
20	13.2	4.5	52.2	0.0	60.0	3.2	0.3	0.6	0.5	0.4	0.3



# 34 JAKE GROVES

Gr. • F • 6-9 • 211 • Spokane, Wash. • Oklahoma

## 2023-24 SEASON

- Scored nine points on 3 of 4 3-pointers vs. Tarleton State (11/6/23)
- Scored 12 points vs. Florida (11/10/23)
- Recorded 11 points and matched a career high with nine rebounds vs. North Carolina A&T (11/14/23)
- Registered 12 points, four rebounds and three assists

vs. No. 14 Texas A&M (11/29/23)

- Netted eight points vs. Syracuse (12/2/23) and Northeastern (12/16/23)
- Tallied 12 points on 5 of 7 field goals at No. 23 Memphis (12/19/23)
- Scored 10 points (3 of 4 3FG) vs. Morgan State (12/27/23)
- Recored seven points and matched a career high with nine rebounds vs. Louisville (1/3/24)
- Scored six points on a pair of 3-pointers vs. Virginia Tech (1/17/24)
- Scored five points, including key 3-pointer, at Georgia Tech (1/20/24)
- Contributed nine points on a trio of 3-pointers at Louisville (1/27/24)
- Drilled a career-high six 3-pointers en route to a season-high 18 points vs. Notre Dame (1/31/24)
- Scored team-high 17 points on 7 of 9 shooting (3 of 4 3FG) at Clemson (2/3/24)

## CAREER STATS/HIGHLIGHTS

SEASON	TEAM	GP-GS	MIN/AVG	Field Goals		3-Point		F-Throws		Rebounds				Scoring						
				FG-FGA	FG%	3FG-3FGA	3FG%	FT-FTA	FT%	OFF	DEF	TOT	AVG	PF-FO	A	TO	BLK	STL	PTS	AVG
2019-20	EWU	24-0	154/6.4	25-49	.510	2-14	.143	9-16	.563	11	26	37	1.5	23-0	7	15	0	6	61	2.5
2020-21	EWU	24-14	522/21.8	90-163	.552	16-44	.364	28-37	.757	23	77	100	4.2	60-2	22	29	3	11	224	9.3
2021-22	OU	34-12	587/17.3	60-139	.432	23-75	.307	14-23	.609	24	73	97	2.9	49-1	15	22	3	8	157	4.6
2022-23	OU	32-22	655/20.5	81-185	.438	37-97	.381	17-24	.708	17	64	81	2.5	38-0	26	27	2	13	216	6.8
2023-24	UVa	22-11	421/19.2	62-123	.504	33-66	.500	14-18	.778	15	41	56	2.5	48-0	16	8	4	11	171	7.8
<b>TOTAL FOR UVa</b>		<b>22-11</b>	<b>421/19.2</b>	<b>62-123</b>	<b>.504</b>	<b>33-66</b>	<b>.500</b>	<b>14-18</b>	<b>.778</b>	<b>15</b>	<b>41</b>	<b>56</b>	<b>2.5</b>	<b>48-0</b>	<b>16</b>	<b>8</b>	<b>4</b>	<b>11</b>	<b>171</b>	<b>7.8</b>
<b>TOTAL</b>		<b>136-59</b>	<b>2340/17.2</b>	<b>318-659</b>	<b>.483</b>	<b>111-296</b>	<b>.375</b>	<b>82-118</b>	<b>.695</b>	<b>90</b>	<b>281</b>	<b>371</b>	<b>2.7</b>	<b>218-3</b>	<b>86</b>	<b>101</b>	<b>12</b>	<b>49</b>	<b>829</b>	<b>6.1</b>

### Single Game Highs

Statistic	Value
Points	26 vs Central Ark. 12/17/22
Rebounds	9 5 times
Assists	3 6 times
Steals	3 4 times
Blocks	1 12 times
FG Made	10 vs Montana 03/12/21, vs Central Ark. 12/17/22
FG Attempts	16 at Washington St. 11/28/20
3FG Made	6 vs Notre Dame 01/31/24
3FG Attempts	9 vs Texas 12/31/22
FT Made	4 4 times
FT Attempts	6 vs Montana 01/09/20

## 2023-24 GROVES GAME-BY-GAME

Opponent	Date	GS	MIN	Total		3-Pointers		Free throws		Rebounds				PF	A	TO	BLK	STL	PTS	AVG	
				FG-FGA	PCT	3FG-3FGA	PCT	FT-FTA	PCT	OFF	DEF	TOT	AVG								
Tarleton St.	11/06/2023	*	14:42	3-4	.750	3-4	.750	0-0	.000	0	1	1	1.0	4	1	0	0	1	9	9.0	
vs Florida	11/10/2023	*	16:19	4-7	.571	2-3	.667	2-2	1.000	0	0	0	0.5	4	2	0	0	1	12	10.5	
N.C. A&T	11/14/2023		20:41	4-6	.667	2-2	1.000	1-2	.500	3	6	9	3.3	1	2	1	1	1	11	10.7	
Texas Southern	11/16/2023		16:33	3-6	.500	0-3	.000	1-1	1.000	1	1	2	3.0	2	0	0	0	0	7	9.8	
vs Wisconsin	11/20/2023		20:47	1-7	.143	0-3	.000	2-2	1.000	0	2	2	2.8	1	0	1	0	0	4	8.6	
vs West Virginia	11/22/2023		21:01	2-5	.400	1-3	.333	0-0	.000	0	0	0	2.3	2	0	0	0	1	5	8.0	
Texas A&M	11/29/2023	*	31:30	5-8	.625	2-4	.500	0-0	.000	1	3	4	2.6	2	3	0	0	0	12	8.6	
Syracuse	12/02/2023	*	23:06	2-4	.500	1-2	.500	3-4	.750	1	2	3	2.6	1	1	1	0	0	8	8.5	
N.C. Central	12/05/2023	*	13:29	1-3	.333	0-2	.000	0-0	.000	0	1	1	2.4	2	2	0	0	0	2	7.8	
Northeastern	12/16/2023	*	21:32	3-5	.600	0-2	.000	2-2	1.000	0	1	1	2.3	3	0	1	1	0	8	7.8	
at Memphis	12/19/2023	*	25:45	5-7	.714	2-3	.667	0-0	.000	0	3	3	2.4	2	0	0	0	2	12	8.2	
Morgan St.	12/27/2023	*	14:36	3-6	.500	3-4	.750	1-2	.500	1	0	1	2.3	2	0	0	0	2	10	8.3	
at Notre Dame	12/30/2023	*	18:13	2-3	.667	0-0	.000	0-0	.000	0	1	1	2.2	3	0	0	0	1	4	8.0	
Louisville	01/03/2024	*	33:43	2-8	.250	1-5	.200	2-2	1.000	3	6	9	2.6	3	1	0	0	0	7	7.9	
at NC State	01/06/2024		12:00	1-6	.167	0-2	.000	0-0	.000	0	1	1	2.5	0	0	0	0	0	2	7.5	
at Wake Forest	01/13/2024	*	17:25	1-4	.250	1-1	1.000	0-0	.000	2	2	4	2.6	3	1	1	0	0	3	7.3	
Virginia Tech	01/17/2024		14:49	2-5	.400	2-4	.500	0-0	.000	1	2	3	2.6	1	0	0	0	0	6	7.2	
at Georgia Tech	01/20/2024		12:56	2-5	.400	1-2	.500	0-0	.000	1	0	1	2.6	2	0	1	0	0	5	7.1	
NC State	01/24/2024		09:57	0-1	.000	0-1	.000	0-0	.000	0	1	1	2.5	0	1	0	0	0	0	6.7	
at Louisville	01/27/2024		12:03	3-4	.750	3-4	.750	0-0	.000	1	0	1	2.4	4	0	0	0	1	9	6.8	
Notre Dame	01/31/2024		22:28	6-10	.600	6-8	.750	0-0	.000	0	4	4	2.5	2	2	1	1	1	18	7.3	
at Clemson	02/03/2024		27:46	7-9	.778	3-4	.750	0-1	.000	0	4	4	2.5	4	0	1	1	0	17	7.8	
<b>Totals</b>			<b>11</b>	<b>421:21</b>	<b>62-123</b>	<b>.504</b>	<b>33-66</b>	<b>.500</b>	<b>14-18</b>	<b>.778</b>	<b>15</b>	<b>41</b>	<b>56</b>	<b>2.5</b>	<b>48</b>	<b>16</b>	<b>8</b>	<b>4</b>	<b>11</b>	<b>171</b>	<b>7.8</b>

## Player Averages

Games Played	Minutes/game	Points/game	FG Pct	3FG Pct	FT Pct	Rebounds/game	Assists/game	Turnovers/game	Assist/Turnover ratio	Steals/game	Blocks/game
22	19.2	7.8	50.4	50.0	77.8	2.5	0.7	0.4	2.0	0.5	0.2





# 35 LEON BOND III

R-Fr. • G/F • 6-5 • 203 • Wauwatosa, Wis. • Wauwatosa East

## 2023-24 SEASON

- Recorded 12 points, nine rebounds and two steals in collegiate debut vs. Tarleton State (11/6/23)
- Scored 16 points on 8 of 10 field goals vs. North Carolina A&T (11/14/23)
- Tallied eight points and three rebounds vs. Texas Southern (11/16/23)
- Registered eight points and team-high seven rebounds vs. West Virginia (11/22/23)
- Had six points and team-high six rebounds vs. Syracuse (12/2/23)
- Collected 14 points and a game-high nine rebounds and two blocked shots vs. NCCU (12/5/23)
- Scored six points vs. Northeastern (12/16/23)
- Recorded 10 points and seven rebounds vs. Morgan State (12/27/23)
- Tallied four points, three rebounds and two steals at Louisville (1/27/24)

## CAREER HIGHLIGHTS

SEASON	TEAM	GP-GS	MIN	Field Goals			3-Point			F-Throws		Rebounds				Scoring				
				FG-FGA	FG%	3FG-3FGA	3FG%	FT-FTA	FT%	OFF	DEF	TOT	AVG	PF	FO	A	TO	BLK	STL	PTS
2023-24	UVa	20-0	278/13.9	43-90	.478	1-2	.500	9-14	.643	27	37	64	3.2	17-0	15	8	5	13	96	4.8
<b>TOTAL</b>		<b>20-0</b>	<b>278/13.9</b>	<b>43-90</b>	<b>.478</b>	<b>1-2</b>	<b>.500</b>	<b>9-14</b>	<b>.643</b>	<b>27</b>	<b>37</b>	<b>64</b>	<b>3.2</b>	<b>17-0</b>	<b>15</b>	<b>8</b>	<b>5</b>	<b>13</b>	<b>96</b>	<b>4.8</b>

### Single Game Highs

Statistic	Value	
Points	16	vs N.C. A&T 11/14/23
Rebounds	9	vs Tarleton St. 11/06/23, vs N.C. Central 12/05/23
Assists	3	vs N.C. Central 12/05/23
Steals	3	vs Texas Southern 11/16/23
Blocks	2	vs N.C. Central 12/05/23
FG Made	8	vs N.C. A&T 11/14/23
FG Attempts	10	vs N.C. A&T 11/14/23
3FG Made	1	vs N.C. Central 12/05/23
3FG Attempts	1	vs N.C. Central 12/05/23, vs West Virginia 11/22/23
FT Made	4	vs Tarleton St. 11/06/23
FT Attempts	6	vs Tarleton St. 11/06/23

## 2023-24 BOND III GAME-BY-GAME

Opponent	Date	GS	MIN	Total		3-Pointers		Free throws		Rebounds				PF	A	TO	BLK	STL	PTS	AVG
				FG-FGA	PCT	3FG-3FGA	PCT	FT-FTA	PCT	OFF	DEF	TOT	AVG							
Tarleton St.	11/06/2023		16:42	4-5	.800	0-0	.000	4-6	.667	5	4	9	9.0	0	0	0	0	2	12	12.0
vs Florida	11/10/2023		04:02	1-3	.333	0-0	.000	0-0	.000	1	0	1	5.0	1	0	0	0	0	2	7.0
N.C. A&T	11/14/2023		18:47	8-10	.800	0-0	.000	0-0	.000	2	1	3	4.3	0	0	1	1	0	16	10.0
Texas Southern	11/16/2023		20:09	4-7	.571	0-0	.000	0-0	.000	1	2	3	4.0	2	1	0	0	3	8	9.5
vs Wisconsin	11/20/2023		13:21	0-1	.000	0-0	.000	0-0	.000	0	0	0	3.2	0	0	0	1	0	0	7.6
vs West Virginia	11/22/2023		21:05	4-8	.500	0-1	.000	0-0	.000	4	3	7	3.8	1	2	1	0	0	8	7.7
Texas A&M	11/29/2023		07:41	0-2	.000	0-0	.000	0-0	.000	0	0	0	3.3	0	0	0	0	1	0	6.6
Syracuse	12/02/2023		18:04	2-7	.286	0-0	.000	2-2	1.000	2	4	6	3.6	2	2	2	0	0	6	6.5
N.C. Central	12/05/2023		21:18	6-8	.750	1-1	1.000	1-2	.500	1	8	9	4.2	3	3	0	2	0	14	7.3
Northeastern	12/16/2023		13:38	3-4	.750	0-0	.000	0-0	.000	0	1	1	3.9	1	0	0	0	0	6	7.2
at Memphis	12/19/2023		21:41	3-5	.600	0-0	.000	0-0	.000	1	0	1	3.6	0	0	1	0	0	6	7.1
Morgan St.	12/27/2023		18:42	4-9	.444	0-0	.000	2-2	1.000	2	5	7	3.9	1	2	0	1	1	10	7.3
at Notre Dame	12/30/2023		19:17	0-3	.000	0-0	.000	0-0	.000	1	2	3	3.8	0	2	0	0	2	0	6.8
Louisville	01/03/2024		07:56	0-1	.000	0-0	.000	0-0	.000	3	1	4	3.9	0	2	0	0	1	0	6.3
at NC State	01/06/2024		03:38	0-3	.000	0-0	.000	0-0	.000	0	0	0	3.6	1	0	0	0	0	0	5.9
at Wake Forest	01/13/2024		20:52	2-7	.286	0-0	.000	0-2	.000	2	2	4	3.6	2	0	1	0	1	4	5.8
Virginia Tech	01/17/2024		04:54	0-1	.000	0-0	.000	0-0	.000	0	1	1	3.5	0	0	0	0	0	0	5.4
at Georgia Tech	01/20/2024		09:27	0-1	.000	0-0	.000	0-0	.000	0	0	0	3.3	2	1	0	0	0	0	5.1
NC State	01/24/2024		03:19	0-1	.000	0-0	.000	0-0	.000	0	2	2	3.2	0	0	2	0	0	0	4.8
at Louisville	01/27/2024		13:20	2-4	.500	0-0	.000	0-0	.000	2	1	3	3.2	1	0	0	0	2	4	4.8
<b>Totals</b>		<b>0</b>	<b>277:53</b>	<b>43-90</b>	<b>.478</b>	<b>1-2</b>	<b>.500</b>	<b>9-14</b>	<b>.643</b>	<b>27</b>	<b>37</b>	<b>64</b>	<b>3.2</b>	<b>17</b>	<b>15</b>	<b>8</b>	<b>5</b>	<b>13</b>	<b>96</b>	<b>4.8</b>

## Player Averages

Games Played	Minutes/game	Points/game	FG Pct	3FG Pct	FT Pct	Rebounds/game	Assists/game	Turnovers/game	Assist/Turnover ratio	Steals/game	Blocks/game
20	13.9	4.8	47.8	50.0	64.3	3.2	0.8	0.4	1.9	0.7	0.3



## 2023-24 Virginia Men's Basketball Combined Team Statistics All games

### Game Records

Record	Overall	Home	Away	Neutral
ALL GAMES	17-5	12-0	3-4	2-1
CONFERENCE	8-3	5-0	3-3	0-0
NON-CONFERENCE	9-2	7-0	0-1	2-1

### Score by Periods

Team	1st	2nd	OT	TOT
Virginia	713	713	12	1438
Opponents	538	727	6	1271

### Team Box Score

No.	Player				Total		3-Point		F-Throw		Rebounds								PTS	AVG		
		GP-GS	MIN	AVG	FG-FGA	FG%	3FG-3FGA	3FG%	FT-FTA	FT%	OFF	DEF	TOT	AVG	PF	DQ	A	TO			BLK	STL
2	BEEKMAN, Reece	22-22	693:58	31.5	109-246	.443	21-69	.304	54-70	.771	7	56	63	2.9	24	0	134	44	12	55	293	13.3
11	MCKNEELY, Isaac	21-21	657:00	31.3	85-209	.407	53-113	.469	23-26	.885	1	61	62	3.0	33	0	34	24	3	13	246	11.7
13	DUNN, Ryan	22-22	601:19	27.3	83-144	.576	6-25	.240	36-62	.581	53	107	160	7.3	39	0	18	19	48	35	208	9.5
34	GROVES, Jacob	22-11	421:21	19.2	62-123	.504	33-66	.500	14-18	.778	15	41	56	2.5	48	0	16	8	4	11	171	7.8
4	ROHDE, Andrew	22-21	597:20	27.2	42-134	.313	20-75	.267	4-12	.333	1	46	47	2.1	17	0	64	27	1	14	108	4.9
35	BOND III, Leon	20-0	277:53	13.9	43-90	.478	1-2	.500	9-14	.643	27	37	64	3.2	17	0	15	8	5	13	96	4.8
22	MINOR, Jordan	20-7	263:23	13.2	36-69	.522	0-0	.000	18-30	.600	30	33	63	3.2	35	1	6	12	6	8	90	4.5
12	GERTRUDE, Elijah	11-0	114:02	10.4	16-41	.390	1-12	.083	7-10	.700	1	12	13	1.2	13	0	5	9	6	8	40	3.6
0	BUCHANAN, Blake	22-5	312:33	14.2	29-67	.433	0-0	.000	22-39	.564	31	41	72	3.3	38	2	10	13	16	11	80	3.6
10	MURRAY, Taine	21-0	266:51	12.7	22-44	.500	10-23	.435	10-16	.625	3	24	27	1.3	14	0	19	7	3	4	64	3.0
1	HARRIS, Dante	12-1	190:60	15.9	12-43	.279	2-11	.182	8-16	.500	1	22	23	1.9	17	0	21	9	4	7	34	2.8
42	WALKER, Bryce	5-0	12:53	2.6	1-3	.333	1-2	.500	1-2	.500	0	1	1	0.2	0	0	1	0	0	0	4	0.8
24	HOW, Tristan	7-0	15:26	2.2	2-5	.400	0-1	.000	0-1	.000	1	0	1	0.1	1	0	1	0	0	0	4	0.6
Team											28	43	71					10				
<b>Total</b>		<b>22</b>	<b>4425</b>		<b>542-1218</b>	<b>.445</b>	<b>148-399</b>	<b>.371</b>	<b>206-316</b>	<b>.652</b>	<b>199</b>	<b>524</b>	<b>723</b>	<b>32.9</b>	<b>296</b>	<b>3</b>	<b>344</b>	<b>190</b>	<b>108</b>	<b>179</b>	<b>1438</b>	<b>65.4</b>
<b>Opponents</b>		<b>22</b>	<b>4425</b>		<b>453-1151</b>	<b>.394</b>	<b>148-459</b>	<b>.322</b>	<b>215-292</b>	<b>.736</b>	<b>210</b>	<b>534</b>	<b>744</b>	<b>33.8</b>	<b>298</b>	<b>4</b>	<b>235</b>	<b>297</b>	<b>54</b>	<b>122</b>	<b>1271</b>	<b>57.8</b>

### Team Statistics

	UVA	OPP
<b>Scoring</b>	<b>1438</b>	<b>1271</b>
Points per game	65.4	57.8
Scoring margin	+7.6	-
<b>Field goals-att</b>	<b>542-1218</b>	<b>453-1151</b>
Field goal pct	.445	.394
<b>3 point fg-att</b>	<b>148-399</b>	<b>148-459</b>
3-point FG pct	.371	.322
3-pt FG made per game	6.7	6.7
<b>Free throws-att</b>	<b>206-316</b>	<b>215-292</b>
Free throw pct	.652	.736
F-Throws made per game	9.4	9.8
<b>Rebounds</b>	<b>723</b>	<b>744</b>
Rebounds per game	32.9	33.8
Rebounding margin	-1.0	-
<b>Assists</b>	<b>344</b>	<b>235</b>
Assists per game	15.6	10.7
<b>Turnovers</b>	<b>190</b>	<b>297</b>
Turnovers per game	8.6	13.5
Turnover margin	+4.9	-
Assist/turnover ratio	1.8	0.8
<b>Steals</b>	<b>179</b>	<b>122</b>
Steals per game	8.1	5.5
<b>Blocks</b>	<b>108</b>	<b>54</b>
Blocks per game	4.9	2.5
<b>Winning streak</b>	<b>6</b>	<b>-</b>
Home win streak	12	-
<b>Attendance</b>	<b>166698</b>	<b>72775</b>
Home games-Avg/Game	12-13892	7-10396
Neutral site-Avg/Game	-	3-4594

### Team Results

Date	Opponent		Score	Att.
11/06/2023	Tarleton St.	W	80-50	14080
11/10/2023	vs Florida	W	73-70	6783
11/14/2023	N.C. A&T	W	80-51	12905
11/16/2023	Texas Southern	W	62-33	13099
11/20/2023	vs Wisconsin	L	41-65	3500
11/22/2023	vs West Virginia	W	56-54	3500
11/29/2023	Texas A&M	W	59-47	14061
12/02/2023	Syracuse	W	84-62	14637
12/05/2023	N.C. Central	W	77-47	13459
12/16/2023	Northeastern	W	56-54	13676
12/19/2023	at Memphis	L	54-77	13554
12/27/2023	Morgan St.	W	79-44	14637
12/30/2023	at Notre Dame	L	54-76	7784
01/03/2024	Louisville	W	77-53	13703
01/06/2024	at NC State	L	60-76	14821
01/13/2024	at Wake Forest	L	47-66	9855
01/17/2024	Virginia Tech	W	65-57	14547
01/20/2024	at Georgia Tech	W	75-66	6380
01/24/2024	NC State	Wot	59-53	13947
01/27/2024	at Louisville	W	69-52	11381
01/31/2024	Notre Dame	W	65-53	13947
02/03/2024	at Clemson	W	66-65	9000



## 2023-24 Virginia Men's Basketball Combined Team Statistics In Conference games

### Game Records

Record	Overall	Home	Away	Neutral
ALL GAMES	8-3	5-0	3-3	0-0
CONFERENCE	8-3	5-0	3-3	0-0
NON-CONFERENCE	0-0	0-0	0-0	0-0

### Score by Periods

Team	1st	2nd	OT	TOT
Virginia	345	364	12	721
Opponents	273	400	6	679

### Team Box Score

No.	Player				Total		3-Point		F-Throw		Rebounds											
		GP-GS	MIN	AVG	FG-FGA	FG%	3FG-3FGA	3FG%	FT-FTA	FT%	OFF	DEF	TOT	AVG	PF	DQ	A	TO	BLK	STL	PTS	AVG
2	BEEKMAN, Reece	11-11	364:04	33.1	53-128	.414	12-37	.324	33-42	.786	3	20	23	2.1	12	0	74	26	3	27	151	13.7
11	MCKNEELY, Isaac	11-11	358:08	32.6	52-122	.426	30-61	.492	11-12	.917	0	35	35	3.2	21	0	17	11	0	6	145	13.2
13	DUNN, Ryan	11-11	309:54	28.2	46-68	.676	2-6	.333	10-20	.500	27	55	82	7.5	19	0	9	11	22	10	104	9.5
34	GROVES, Jacob	11-4	204:26	18.6	28-59	.475	18-33	.545	5-7	.714	9	23	32	2.9	23	0	6	5	2	3	79	7.2
22	MINOR, Jordan	11-7	196:25	17.9	28-51	.549	0-0	.000	16-27	.593	21	25	46	4.2	25	1	2	7	5	7	72	6.5
4	ROHDE, Andrew	11-10	282:04	25.6	18-62	.290	9-36	.250	1-3	.333	0	17	17	1.5	9	0	26	13	0	7	46	4.2
10	MURRAY, Taine	11-0	141:39	12.9	16-27	.593	7-12	.583	6-10	.600	3	12	15	1.4	5	0	11	2	2	3	45	4.1
0	BUCHANAN, Blake	11-1	137:25	12.5	16-34	.471	0-0	.000	4-6	.667	12	21	33	3.0	17	1	3	3	5	4	36	3.3
12	GERTRUDE, Elijah	6-0	50:38	8.4	5-18	.278	0-5	.000	4-4	1.000	0	5	5	0.8	3	0	3	6	2	4	14	2.3
1	HARRIS, Dante	6-0	74:04	12.3	6-23	.261	0-6	.000	1-4	.250	0	8	8	1.3	7	0	13	2	2	1	13	2.2
35	BOND III, Leon	9-0	100:47	11.2	6-28	.214	0-0	.000	2-4	.500	10	13	23	2.6	8	0	7	5	0	6	14	1.6
24	HOW, Tristan	2-0	03:13	1.6	1-1	1.000	0-0	.000	0-1	.000	1	0	1	0.5	0	0	0	0	0	0	2	1.0
42	WALKER, Bryce	1-0	02:13	2.2	0-0	.000	0-0	.000	0-0	.000	0	0	0	0.0	0	0	1	0	0	0	0	0.0
Team											17	22	39					6				
<b>Total</b>		<b>11</b>	<b>2225</b>		<b>275-621</b>	<b>.443</b>	<b>78-196</b>	<b>.398</b>	<b>93-140</b>	<b>.664</b>	<b>103</b>	<b>256</b>	<b>359</b>	<b>32.6</b>	<b>149</b>	<b>2</b>	<b>172</b>	<b>97</b>	<b>43</b>	<b>78</b>	<b>721</b>	<b>65.5</b>
<b>Opponents</b>		<b>11</b>	<b>2225</b>		<b>241-568</b>	<b>.424</b>	<b>85-237</b>	<b>.359</b>	<b>112-144</b>	<b>.778</b>	<b>83</b>	<b>268</b>	<b>351</b>	<b>31.9</b>	<b>137</b>	<b>1</b>	<b>118</b>	<b>136</b>	<b>29</b>	<b>59</b>	<b>679</b>	<b>61.7</b>

### Team Statistics

	UVA	OPP
<b>Scoring</b>	<b>721</b>	<b>679</b>
Points per game	65.5	61.7
Scoring margin	+3.8	-
<b>Field goals-att</b>	<b>275-621</b>	<b>241-568</b>
Field goal pct	.443	.424
<b>3 point fg-att</b>	<b>78-196</b>	<b>85-237</b>
3-point FG pct	.398	.359
3-pt FG made per game	7.1	7.7
<b>Free throws-att</b>	<b>93-140</b>	<b>112-144</b>
Free throw pct	.664	.778
F-Throws made per game	8.5	10.2
<b>Rebounds</b>	<b>359</b>	<b>351</b>
Rebounds per game	32.6	31.9
Rebounding margin	+0.7	-
<b>Assists</b>	<b>172</b>	<b>118</b>
Assists per game	15.6	10.7
<b>Turnovers</b>	<b>97</b>	<b>136</b>
Turnovers per game	8.8	12.4
Turnover margin	+3.5	-
Assist/turnover ratio	1.8	0.9
<b>Steals</b>	<b>78</b>	<b>59</b>
Steals per game	7.1	5.4
<b>Blocks</b>	<b>43</b>	<b>29</b>
Blocks per game	3.9	2.6
<b>Winning streak</b>	<b>6</b>	<b>-</b>
Home win streak	5	-
<b>Attendance</b>	<b>70781</b>	<b>59221</b>
Home games-Avg/Game	5-14156	6-9870
Neutral site-Avg/Game	-	0-0

### Team Results

Date	Opponent		Score	Att.
12/02/2023	Syracuse	W	84-62	14637
12/30/2023	at Notre Dame	L	54-76	7784
01/03/2024	Louisville	W	77-53	13703
01/06/2024	at NC State	L	60-76	14821
01/13/2024	at Wake Forest	L	47-66	9855
01/17/2024	Virginia Tech	W	65-57	14547
01/20/2024	at Georgia Tech	W	75-66	6380
01/24/2024	NC State	Wot	59-53	13947
01/27/2024	at Louisville	W	69-52	11381
01/31/2024	Notre Dame	W	65-53	13947
02/03/2024	at Clemson	W	66-65	9000



**2023-24 Virginia Men's Basketball  
Team Game-by-Game  
All games**

Opponent	Date	Score	W	Total		3-Pointers		Free throws		Rebounds				PF	A	TO	BLK	STL	PTS	AVG
				FG-FGA	PCT	3FG-3FGA	PCT	FT-FTA	PCT	OFF	DEF	TOT	AVG							
Tarleton St.	11/06/2023	80-50	W	23-47	.489	10-22	.455	24-39	.615	10	30	40	40.0	19	15	8	5	9	80	80.0
vs Florida	11/10/2023	73-70	W	26-58	.448	7-18	.389	14-24	.583	9	21	30	35.0	14	15	6	2	15	73	76.5
N.C. A&T	11/14/2023	80-51	W	31-57	.544	6-13	.462	12-16	.750	11	31	42	37.3	11	22	8	10	7	80	77.7
Texas Southern	11/16/2023	62-33	W	21-48	.438	5-16	.313	15-21	.714	10	24	34	36.5	15	13	11	10	13	62	73.8
vs Wisconsin	11/20/2023	41-65	L	15-46	.326	4-14	.286	7-7	1.000	3	18	21	33.4	10	10	8	8	5	41	67.2
vs West Virginia	11/22/2023	56-54	W	21-52	.404	4-18	.222	10-16	.625	6	22	28	32.5	15	10	9	3	8	56	65.3
Texas A&M	11/29/2023	59-47	W	22-53	.415	9-25	.360	6-6	1.000	7	23	30	32.1	11	14	10	8	8	59	64.4
Syracuse	12/02/2023	84-62	W	30-55	.545	12-21	.571	12-15	.800	8	25	33	32.3	13	21	10	4	8	84	66.9
N.C. Central	12/05/2023	77-47	W	32-59	.542	9-21	.429	4-8	.500	6	34	40	33.1	17	24	5	6	7	77	68.0
Northeastern	12/16/2023	56-54	W	22-53	.415	2-14	.143	10-18	.556	6	22	28	32.6	10	13	5	4	8	56	66.8
at Memphis	12/19/2023	54-77	L	22-56	.393	4-19	.211	6-10	.600	11	21	32	32.5	16	14	18	2	8	54	65.6
Morgan St.	12/27/2023	79-44	W	32-68	.471	10-23	.435	5-11	.455	17	22	39	33.1	9	22	5	7	13	79	66.8
at Notre Dame	12/30/2023	54-76	L	21-55	.382	2-11	.182	10-18	.556	10	17	27	32.6	14	10	11	1	8	54	65.8
Louisville	01/03/2024	77-53	W	30-58	.517	10-26	.385	7-10	.700	9	25	34	32.7	15	20	3	4	6	77	66.6
at NC State	01/06/2024	60-76	L	23-53	.434	5-15	.333	9-13	.692	5	26	31	32.6	11	14	8	2	6	60	66.1
at Wake Forest	01/13/2024	47-66	L	16-57	.281	4-12	.333	11-15	.733	7	20	27	32.3	15	9	7	3	7	47	64.9
Virginia Tech	01/17/2024	65-57	W	25-54	.463	4-14	.286	11-16	.688	5	28	33	32.3	11	18	7	2	10	65	64.9
at Georgia Tech	01/20/2024	75-66	W	29-58	.500	11-23	.478	6-11	.545	9	20	29	32.1	14	19	9	3	4	75	65.5
NC State	01/24/2024	59-53	Wot	24-65	.369	4-17	.235	7-13	.538	20	34	54	33.3	8	13	15	9	4	59	65.2
at Louisville	01/27/2024	69-52	W	27-54	.500	8-17	.471	7-10	.700	5	23	28	33.0	22	18	11	5	14	69	65.4
Notre Dame	01/31/2024	65-53	W	24-53	.453	13-25	.520	4-6	.667	10	15	25	32.6	9	21	10	6	8	65	65.3
at Clemson	02/03/2024	66-65	W	26-59	.441	5-15	.333	9-13	.692	15	23	38	32.9	17	9	6	4	3	66	65.4
<b>Total</b>		<b>1438</b>		<b>542-1218</b>	<b>.445</b>	<b>148-399</b>	<b>.371</b>	<b>206-316</b>	<b>.652</b>	<b>199</b>	<b>524</b>	<b>723</b>	<b>32.9</b>	<b>296</b>	<b>344</b>	<b>190</b>	<b>108</b>	<b>179</b>	<b>1438</b>	<b>65.4</b>
Opponents		1271		453-1151	.394	148-459	.322	215-292	.736	210	534	744	33.8	298	235	297	54	122	1271	57.8

**Virginia Averages**

Games Played	Points/game	FG Pct	3FG Pct	FT Pct	Rebounds/game	Assists/game	Turnovers/game	Assist/Turnover ratio	Steals/game	Blocks/game
22	65.4	44.5	37.1	65.2	32.9	15.6	8.6	1.8	8.1	4.9





**2023-24 Virginia Men's Basketball  
Opponents Game-by-Game  
All games**

Opponent	Date	Score	W	Total		3-Pointers		Free throws		Rebounds										
				FG-FGA	PCT	3FG-3FGA	PCT	FT-FTA	PCT	OFF	DEF	TOT	AVG	PF	A	TO	BLK	STL	PTS	AVG
Tarleton St.	11/06/2023	80-50	W	16-48	.333	3-13	.231	15-21	.714	7	20	27	27.0	28	8	16	3	6	50	50.0
vs Florida	11/10/2023	73-70	W	26-65	.400	7-25	.280	11-15	.733	21	26	47	37.0	19	16	16	4	4	70	60.0
N.C. A&T	11/14/2023	80-51	W	17-53	.321	8-31	.258	9-12	.750	6	18	24	32.7	13	11	11	2	4	51	57.0
Texas Southern	11/16/2023	62-33	W	12-46	.261	3-16	.188	6-11	.545	13	21	34	33.0	17	5	20	3	8	33	51.0
vs Wisconsin	11/20/2023	41-65	L	25-62	.403	8-18	.444	7-8	.875	20	28	48	36.0	7	15	9	1	4	65	53.8
vs West Virginia	11/22/2023	56-54	W	19-51	.373	7-21	.333	9-13	.692	12	29	41	36.8	13	12	16	2	3	54	53.8
Texas A&M	11/29/2023	59-47	W	17-56	.304	4-23	.174	9-12	.750	18	24	42	37.6	12	7	16	1	7	47	52.9
Syracuse	12/02/2023	84-62	W	22-54	.407	5-20	.250	13-19	.684	10	17	27	36.3	14	10	14	2	6	62	54.0
N.C. Central	12/05/2023	77-47	W	15-51	.294	3-17	.176	14-21	.667	7	23	30	35.6	11	8	9	3	5	47	53.2
Northeastern	12/16/2023	56-54	W	24-51	.471	6-23	.261	0-3	.000	7	28	35	35.5	17	18	17	2	3	54	53.3
at Memphis	12/19/2023	54-77	L	26-56	.464	9-23	.391	14-17	.824	6	26	32	35.2	14	12	12	2	15	77	55.5
Morgan St.	12/27/2023	79-44	W	15-44	.341	5-12	.417	9-15	.600	10	23	33	35.0	10	5	19	2	4	44	54.5
at Notre Dame	12/30/2023	54-76	L	26-51	.510	11-23	.478	13-17	.765	10	30	40	35.4	14	14	14	1	8	76	56.2
Louisville	01/03/2024	77-53	W	19-47	.404	6-25	.240	9-13	.692	5	22	27	34.8	11	10	8	2	2	53	55.9
at NC State	01/06/2024	60-76	L	28-57	.491	10-28	.357	10-12	.833	5	27	32	34.6	9	14	6	2	6	76	57.3
at Wake Forest	01/13/2024	47-66	L	25-50	.500	10-21	.476	6-7	.857	5	35	40	34.9	15	13	17	8	4	66	57.8
Virginia Tech	01/17/2024	65-57	W	21-54	.389	11-30	.367	4-4	1.000	4	28	32	34.8	14	14	15	1	3	57	57.8
at Georgia Tech	01/20/2024	75-66	W	23-51	.451	9-27	.333	11-15	.733	8	21	29	34.4	13	12	13	2	4	66	58.2
NC State	01/24/2024	59-53	Wot	22-63	.349	4-14	.286	5-6	.833	7	25	32	34.3	16	7	9	7	10	53	57.9
at Louisville	01/27/2024	69-52	W	15-42	.357	3-11	.273	19-24	.792	8	23	31	34.2	14	5	18	2	5	52	57.7
Notre Dame	01/31/2024	65-53	W	20-43	.465	9-18	.500	4-6	.667	8	20	28	33.9	6	10	18	0	8	53	57.4
at Clemson	02/03/2024	66-65	W	20-56	.357	7-20	.350	18-21	.857	13	20	33	33.8	11	9	4	2	3	65	57.8
<b>Total</b>		<b>1271</b>		<b>453-1151</b>	<b>.394</b>	<b>148-459</b>	<b>.322</b>	<b>215-292</b>	<b>.736</b>	<b>210</b>	<b>534</b>	<b>744</b>	<b>33.8</b>	<b>298</b>	<b>235</b>	<b>297</b>	<b>54</b>	<b>122</b>	<b>1271</b>	<b>57.8</b>
Virginia		1438		542-1218	.445	148-399	.371	206-316	.652	199	524	723	32.9	296	344	190	108	179	1438	65.4

**Opponents Averages**

Games Played	Points/game	FG Pct	3FG Pct	FT Pct	Rebounds/game	Assists/game	Turnovers/game	Assist/Turnover ratio	Steals/game	Blocks/game
22	57.8	39.4	32.2	73.6	33.8	10.7	13.5	0.8	5.5	2.5



# 2023-24 Virginia Men's Basketball



**0 · Blake Buchanan**  
Fr. · F · 6-11 · 225  
Coeur d'Alene, Idaho



**1 · Dante Harris**  
R-Jr. · G · 6-0 · 171  
Washington, D.C.




**2 · Reece Beekman**  
Sr. · G · 6-3 · 194  
Milwaukee, Wis.




**4 · Andrew Rohde**  
So. · G · 6-6 · 202  
Milwaukee, Wis.




**5 · Desmond Roberts**  
Fr. · G · 6-4 · 206  
Charlottesville, Va.



**10 · Taine Murray**  
Jr. · G · 6-5 · 208  
Auckland, N.Z.




**11 · Isaac McKneely**  
So. · G · 6-4 · 188  
Poca, W.Va.



**12 · Elijah Gertrude**  
Fr. · G · 6-4 · 185  
Jersey City, N.J.



**13 · Ryan Dunn**  
So. · G · 6-8 · 216  
Freeport, N.Y.



**21 · Anthony Robinson**  
Fr. · F · 6-10 · 238  
Peachtree City, Ga.



**22 · Jordan Minor**  
Gr. · F · 6-8 · 242  
Kingston, Mass.



**24 · Tristan How**  
Sr. · F · 6-7 · 210  
Virginia Beach, Va.



**34 · Jake Groves**  
Gr. · F · 6-9 · 211  
Spokane, Wash.



**30 · Christian Bliss**  
Fr. · G · 6-4 · 198  
Queens, N.Y.



**35 · Leon Bond III**  
R-Fr. · G/F · 6-5 · 203  
Wauwatosa, Wis.



**42 · Bryce Walker**  
Jr. · G · 6-2 · 200  
Beltsville, Md.



**Tony Bennett**  
Head Coach  
15th Season