



# GAME NOTES

## #8 Duke Blue Devils (20-5, 11-3 ACC) vs. Miami (15-11, 6-9 ACC)

Game #26 • Road Game #9 • ACC Game #15 • Wednesday, Feb. 21 • 7:00 p.m. ET  
Watsco Center (7,972) • Coral Gables, Fla.  
TV: ESPN  
Radio: Blue Devil Sports Network from LEARFIELD



### SCHEDULE & RESULTS

Date	AP Rank Duke	Opponent	TV	Time
NOVEMBER (5-2)				
N 1	2	UNCP EXHIB	ACCNX	W, 109-64
N 6	2	Dartmouth	ACCN	W, 92-54
N 10	2	Arizona	ESPN2	L, 73-78
N 14	9	vs. Michigan State - 1	ESPN	W, 74-65
N 17	9	Bucknell - 2	ACCN	W, 90-60
N 21	9	La Salle - 2	ACCN	W, 95-66
N 24	9	Southern Indiana - 2	ACCN	W, 80-62
N 29	7	RV at Arkansas - 3	ESPN	L, 75-80
DECEMBER (4-1)				
D 2	7	at Georgia Tech *	The CW	L, 68-72
D 9	22	Charlotte	The CW	W, 80-56
D 12	21	Hofstra	ESPN2	W, 89-68
D 20	21	vs. Baylor - 4	ESPN	W, 78-70
D 30	16	Queens	The CW	W, 106-69
JANUARY (7-1)				
J 2	14	Syracuse *	ESPN	W, 86-66
J 6	14	at Notre Dame *	ACCN	W, 67-59
J 9	11	at Pittsburgh *	ESPN	W, 75-53
J 13	11	Georgia Tech *	ACCN	W, 84-79
J 20	7	Pittsburgh *	ACCN	L, 76-80
J 23	12	at Louisville *	ACCN	W, 83-69
J 27	12	Clemson *	ESPN	W, 72-71
J 29	7	at Virginia Tech *	ESPN	W, 77-67
FEBRUARY (4-1)				
F 3	7	3 at North Carolina *	ESPN	L, 84-93
F 7	9	Notre Dame *	ACCN	W, 71-53
F 10	9	Boston College *	ESPN	W, 80-65
F 12	9	Wake Forest *	ESPN	W, 77-69
F 17	9	at Florida State *	ESPN	W, 76-67
F 21	8	at Miami *	ESPN	7 p.m.
F 24	8	at Wake Forest *	ESPN	2 p.m.
F 28	-	Louisville *	ACCN	7 p.m.
MARCH (0-0)				
M 2	-	Virginia *	ESPN	6 p.m.
M 4	-	at NC State *	ESPN	7 p.m.
M 9	-	North Carolina *	ESPN	6:30 p.m.
M 7-11	-	ACC Tournament - 5	ESPN/2	TBD

\* ACC game

1 - State Farm Champions Classic (United Center; Chicago, Ill.)

2 - Blue Devil Challenge

3 - ACC/SEC Challenge

4 - SentinelOne Classic (Madison Square Garden; New York, NY)

5 - ACC Tournament (Capital One Arena; Washington, D.C.)

Duke/opponent AP ranking at time of game

### LAST GAME STARTING FIVE

Player	GP/GS	PPG	RPG	APG	FG%	3FG%	FT%	MPG
<b>Jared McCain</b> #0 G • 6-3 • 197 • Fr. Sacramento, Calif. Centennial	25/25	13.8	4.9	1.8	.462	.411	.840	30.2
<b>LAST GAME: 35 points, 4 rebounds, 1 assist and 3 steals in 39 minutes vs. Florida State (2/17)</b>								
• A five-star guard out of Centennial High School in Corona, California.								
• Ranked as the No. 10 player nationally and the No. 1 player from California by ESPN.								
• Set Duke freshman record with 8 3-pointers; tied Duke freshman record with 35 points at FSU (Feb. 17).								
<b>Caleb Foster</b> #1 G • 6-5 • 197 • Fr. Harrisburg, N.C. Notre Dame (Calif.)	25/13	7.5	2.4	2.2	.426	.383	.688	25.4
<b>LAST GAME: 4 points, 4 rebounds and 3 assists in 35 minutes vs. Florida State (2/17)</b>								
• Rated by 247Sports with five stars as the No. 22 player nationally, coming out of Notre Dame HS (Calif.).								
• Amassed season-high 18 points against Michigan State (Nov. 14) in the Champions Classic.								
• Tallied season highs of six rebounds and three steals, with 16 points and five assists vs. Pitt (Jan. 20).								
<b>Jeremy Roach</b> #3 G • 6-2 • 180 • Sr. Leesburg, Va. St. Paul VI	24/22	14.0	2.4	3.2	.477	.448	.864	31.6
<b>LAST GAME: 17 points, 2 rebounds and 4 assists in 36 minutes vs. Florida State (2/17)</b>								
• One of three team captains for 2023-24, second consecutive season as a captain for Roach.								
• On preseason watch list for Jerry West Shooting Guard of the Year Award.								
• Fourth in ACC and 39th nationally in assist/turnover ratio (2.71) with 76 assists (3.2 apg) and 28 turnovers.								
<b>Mark Mitchell</b> #25 F • 6-9 • 232 • So. Kansas City, Kan. Sunrise Christian	22/21	12.9	6.4	1.1	.544	.212	.690	29.5
<b>LAST GAME: 7 points and 4 rebounds in 34 minutes vs. Florida State (2/17)</b>								
• On the preseason watch list for the Julius Erving Award.								
• Three double-doubles in last 11 games, averaging 14.7 points and 7.7 rebounds in that time.								
• Career-highs 23 points and 14 rebounds vs. Notre Dame (Jan. 6) -- Duke is 29-3 when Mitchell scores 10+.								
<b>Kyle Filipowski</b> #30 C • 7-0 • 248 • So. Westtown, N.Y. Wilbraham & Monson Academy	25/25	17.0	8.3	2.7	.497	.345	.651	30.2
<b>LAST GAME: 8 points, 8 rebounds and 1 assist in 28 minutes vs. Florida State (2/17)</b>								
• Preseason AP All-American -- ACC Preseason Player of the Year and First Team All-ACC.								
• On midseason list for Karl Malone Award, Wooden Award and Naismith Trophy.								
• 32 points away from becoming the 69th Blue Devil to score 1,000 career points.								

### THE HEAD COACHES

Duke	Jon Scheyer (Duke '10)
Career Record / at Duke	47-14 (2nd) / same
vs. Miami	2-1
Miami	Jim Larrañaga (Providence '71)
Career Record / at School	740-494 (40th) / 270-160 (13th)
vs. Duke	8-11

### DUKE RECORDS

	Overall	Non-Conf.	ACC
Record	20-5	9-2	11-3
Streak	W4	W4	W4
Home (Streak)	13-2 (W4)	7-1 (W6)	6-1 (W4)
Road (Streak)	5-3 (W1)	0-1 (L2)	5-2 (W1)
Neutral (Streak)	2-0 (W2)	2-0 (W2)	--
Overtime	0-0	0-0	0-0

### DUKE TEAM LEADERS

Scoring	17.0	Kyle Filipowski
Rebounds	8.3	Kyle Filipowski
Assists	3.5	Tyrese Proctor
Steals	1.2	Jeremy Roach
Blocks	1.7	Kyle Filipowski
Field Goals	156	Kyle Filipowski
Field Goal Pct.	.544	Mark Mitchell
3-Point Field Goals	58	Jared McCain
3-Point Field Goals Pct.	.448	Jeremy Roach
Free Throws	84	Kyle Filipowski
Free Throw Pct.	.864	Jeremy Roach

### BROADCAST INFORMATION

TV/Video Stream	ESPN	Radio	Blue Devil Sports Net.
Play-by-Play	Dan Shulman	Play-by-Play	David Shumate
Analyst	Jay Bilas	Analyst	John Roth
Director	Scott Johnson	Engineer	John Rose
Producer	Phil Dean	In Durham	96.5 FM & 620 AM
		SiriusXM	161 or 193

### DUKE COMMUNICATIONS

Executive Director of Communications: Kyle Serba  
» kyle.serba@duke.edu // C: 919-519-7116 // O: 919-668-1712  
Assistant Director of Communications: Henry Skutt  
» henry.skutt@duke.edu // C: 984-287-9011 // O: 919-668-4393

### NEED TO KNOW

- » After starting the season 5-3, Duke has won four straight, seven of the last eight, and 15 of the last 17, moving to No. 8 in the AP poll.
- » Saturday's victory at Florida State provided Duke with its 58th 20-win season and 27th consecutive campaign with at least 20 triumphs (not including the COVID season).
- » Duke is the only team to rank among the top four ACC statistical leaders in both scoring offense (2nd/80.3 points per game) and scoring defense (4th/67.6 points allowed per game).
- » The Blue Devils lead the ACC in scoring margin (+12.7), field goal percentage (.480) and 3-point field goal percentage (.376).
- » **Jared McCain** (right) set a Duke freshman record with eight 3-pointers, scoring 35 total points to help pace No. 9 Duke in a 76-67 victory at Florida State on Saturday.
- » McCain's 35 points matched the Duke freshman scoring record and are the sixth most points scored by a freshman in ACC history.
- » **Kyle Filipowski** is 32 points away from becoming Duke's 69th 1,000-point scorer.
- » Among ACC leaders, Filipowski ranks eighth in scoring (17.0 ppg), sixth in rebounding (8.3 rpg), third in blocked shots (1.7 bpg) and ninth in field goal percentage (.497).
- » Duke leads the series against Miami, 25-10, but the Blue Devils' advantage narrows to 9-7 in Coral Gables, Florida, and 7-6 in the Watsco Center, where the Hurricanes have won two straight. In the last meeting in Florida, Miami defeated Duke, 81-59, on Feb. 6, 2023.
- » Miami commits just 13.1 fouls per contest, which is best in the ACC and fifth in the nation.
- » The Hurricanes are second in the conference and 42nd nationally in 3-point field goals made per game (9.0).
- » Norchad Omier tops Miami in scoring (17.8 ppg) and rebounding (9.8 rpg), while shooting 60.3% from the field. He ranks ninth in the nation with an ACC-high 14 double-doubles.
- » Wednesday's matchup features the top two shooting teams in the ACC, with Duke leading the conference in field goal percentage (.480) and Miami ranking second (.470).



## ROSTER INFORMATION

### Numerical

No.	Name	Pos.	Ht.	Wt.	Year	Exp.	Hometown	High School	Previous College	
0	Jared McCain	G	6-3	197	Fr.	HS	Sacramento, Calif.	Centennial		
1	Caleb Foster	G	6-5	197	Fr.	HS	Harrisburg, N.C.	Notre Dame (Calif.)		
2	Jaylen Blakes	G	6-2	204	Jr.	2L	Somerset, N.J.	Blair Academy		
3	Jeremy Roach	G	6-2	180	Sr.	3L	Leesburg, Va.	St. Paul VI		
5	Tyrese Proctor	tie-REECE	6-5	183	So.	1L	Sydney, Australia	NBA Global Academy		
12	TJ Power	F	6-9	216	Fr.	HS	Shrewsbury, Mass.	Worcester Academy		
13	Sean Stewart	F	6-9	227	Fr.	HS	Windermere, Fla.	Montverde Academy		
14	Jaden Schutt	"shoot"	6-5	190	So.	1L	Yorkville, Ill.	Yorkville Christian		
15	Ryan Young	C	6-10	238	Gr.	1L	Stewartsville, N.J.	Bethlehem Catholic	Northwestern	
20	Neal Begovich	BEG-ah-vich	6-9	230	Gr.	TR	San Francisco, Calif.	St. Ignatius College Prep	Stanford	
21	Christian Reeves	C	7-1	261	So.	1L	Charlotte, N.C.	Oak Hill		
25	Mark Mitchell	F	6-9	232	So.	1L	Kansas City, Kan.	Sunrise Christian		
30	Kyle Filipowski	fill-uh-POW-ski	F/C	7-0	248	So.	1L	Westtown, N.Y.	Wilbraham & Monson Academy	
52	Stanley Borden	C	7-0	241	Jr.	2L	Istanbul, Turkey	Istanbul Int'l Community School		
55	Spencer Hubbard	G	5-8	157	Sr.	2L	Los Angeles, Calif.	Harvard Westlake		

### Alphabetical

No.	Name	Pos.	Ht.	Wt.	Year	Exp.	Hometown	High School	Previous College
20	Neal Begovich	BEG-ah-vich	F	6-9	230	Gr.	TR	San Francisco, Calif.	St. Ignatius College Prep Stanford
2	Jaylen Blakes	G	6-2	204	Jr.	2L	Somerset, N.J.	Blair Academy	
52	Stanley Borden	C	7-0	241	Jr.	2L	Istanbul, Turkey	Istanbul Int'l Community School	
30	Kyle Filipowski	fill-uh-POW-ski	F/C	7-0	248	So.	1L	Westtown, N.Y.	Wilbraham & Monson Academy
1	Caleb Foster	G	6-5	197	Fr.	HS	Harrisburg, N.C.	Notre Dame (Calif.)	
55	Spencer Hubbard	G	5-8	157	Sr.	2L	Los Angeles, Calif.	Harvard Westlake	
0	Jared McCain	G	6-3	197	Fr.	HS	Sacramento, Calif.	Centennial	
25	Mark Mitchell	F	6-9	232	So.	1L	Kansas City, Kan.	Sunrise Christian	
12	TJ Power	F	6-9	216	Fr.	HS	Shrewsbury, Mass.	Worcester Academy	
5	Tyrese Proctor	tie-REECE	G	6-5	183	So.	1L	Sydney, Australia	NBA Global Academy
21	Christian Reeves	C	7-1	261	So.	1L	Charlotte, N.C.	Oak Hill	
3	Jeremy Roach	G	6-2	180	Sr.	3L	Leesburg, Va.	St. Paul VI	
14	Jaden Schutt	"shoot"	G	6-5	190	So.	1L	Yorkville, Ill.	Yorkville Christian
13	Sean Stewart	F	6-9	227	Fr.	HS	Windermere, Fla.	Montverde Academy	
15	Ryan Young	C	6-10	238	Gr.	1L	Stewartsville, N.J.	Bethlehem Catholic	Northwestern

### On-Court Coaching Staff

Name	Position	Years at Duke	Years in Current Position	Alma Mater
Jon Scheyer	SHY-er Head Coach	11th	2nd	Duke '10
Chris Carrawell	Associate Head Coach	6th	3rd	Duke '00
Jai Lucas	"jay" Associate Head Coach	2nd	1st	Texas '11
Emanuel Dildy	Assistant Coach	1st	1st	Eastern Illinois '05
Will Avery	Assistant Coach	1st	1st	Duke '23

### ROSTER BREAKDOWNS

#### By Class

Graduate Student (2)	Begovich, Young
Senior (2)	Hubbard, Roach
Junior (2)	Blakes, Borden
Sophomore (5)	Filipowski, Mitchell, Proctor, Reeves, Schutt
Freshman (4)	Foster, McCain, Power, Stewart

#### By Height (AVERAGE HEIGHT: 6-6)

7-1 (1)	Reeves
7-0 (2)	Borden, Filipowski
6-10 (1)	Young
6-9 (4)	Begovich, Mitchell, Power, Stewart
6-5 (4)	Foster, Proctor, Schutt
6-3 (1)	McCain
6-2 (2)	Blakes, Roach
5-8 (1)	Hubbard

#### By State

California (2)	Neal Begovich (San Francisco) Spencer Hubbard (Los Angeles)
	Jared McCain (Sacramento)
	Sean Stewart (Windermere)
Florida (1)	Jaden Schutt (Yorkville)
Illinois (1)	Jaden Schutt (Yorkville)
Kansas (1)	Mark Mitchell (Kansas City)
Massachusetts (1)	TJ Power (Shrewsbury)
North Carolina (2)	Caleb Foster (Harrisburg) Christian Reeves (Charlotte)
New Jersey (3)	Jaylen Blakes (Somerset) Ryan Young (Stewartsville)
New York (1)	Kyle Filipowski (Westtown)
Virginia (1)	Jeremy Roach (Leesburg)
International (2)	Stanley Borden (Istanbul, Turkey) Tyrese Proctor (Sydney, Australia)

### DUKE QUICK FACTS

#### University

Founded	1838 as Trinity College
Enrollment (undergraduate)	6,789
President	Dr. Vincent Price (Santa Clara '79)
Vice President/Director of Athletics	Nina King (Notre Dame '00)

#### Basketball History

Seasons of Basketball	119th in 2023-24
First Season	1905-06
NCAA Tournament Appearances	45
Record	119-40 (.748)
Last Appearance (Round)	2023 (Second)
NCAA Final Four Appearances (last)	17 (2022)
National Championships (five)	1991, 1992, 2001, 2010, 2015
NIT Appearances (last)	4 (1981)
ACC Championships (last)	22 (2023)

#### Cameron Indoor Stadium

Inaugural Game	January 6, 1940
Capacity	9,314
Consecutive Sellouts	521 (Nov. 26, 1990-present)
Undefeated Seasons (Last)	19 (2023)

#### Team Information

2022-23 Record	29-7
Home	16-0
Away	4-6
Neutral	7-3
ACC Record	14-6
Home	10-0
Away	4-6
Finish	t-3rd
Tournament	Champions
AP / USA Today Final Ranking	12 / 18
Starters Returning/Lost	4 / 1
Letterwinners Returning/Lost	10 / 5
Newcomers for 2022-23	5
Freshmen	4
Graduate Transfers	1

### DUKE RECORD BY STARTING LINEUP

McCain, Roach, Foster, Mitchell, Filipowski	> 9-0
McCain, Roach, Proctor, Mitchell, Filipowski	7-3
McCain, Foster, Proctor, Mitchell, Filipowski	2-0
McCain, Blakes, Foster, Proctor, Filipowski	0-1
McCain, Roach, Foster, Proctor, Filipowski	1-0
McCain, Roach, Proctor, Filipowski, Young	1-1

#### > Most recent lineup

### DUKE BY THE NUMBERS

Seasons of Men's Basketball	119th in 2023-24
Total Games	3,218
Duke all-time record	2,293-925 (.713)
Duke all-time ACC record (regular season only)	715-349 (.672)
Duke record at Cameron Indoor Stadium	959-173 (.847)
ACC Championships	22 (last in 2022-23)
NCAA Tournament Appearances	45 (last in 2022-23)
NIT Postseason Appearances	5 (last in 1980-81)
20+ Win Seasons	58 (last in 2023-24)
30+ Win Seasons	16 (last in 2021-22)
AP Top 10 Finishes	38 (last in 2021-22)
AP No. 1 Finishes	8 (last in 2018-19)
Years Ranked No. 1 in the country (AP only)	24 (last in 2021-22)
Overtime Games	135 (70-65)
Duke 100-Point Games	196 (190-6)
National Players of the Year	13 honors by 11 players (last in 2018-19)
National Defensive Players of the Year	9 honors by 6 players (last in 2005-06)
National Freshman of the Year	7 (last in 2022-23)
All-American Honors	75 (last in 2021-22)
Academic All-American Honors	20 (last in 2015-16)
ACC Players of the Year	18 (last in 2019-20)
ACC Freshmen of the Year	14 (last in 2022-23)
ACC Defensive Players of the Year	5 (last in 2021-22)

**CURRENT OPPONENT: MIAMI HURRICANES**



**Season Stats**

Duke (20-5, 11-3 ACC)  
Miami (15-11, 6-9 ACC)

PPG	OPP. PPG	FG%	3FG%	FT%	RPG	APG	BPG	SPG	FOUL
80.3	67.6	.480	.376	.728	36.4	15.4	3.8	6.6	15.5
77.9	72.5	.470	.372	.761	36.9	14.6	3.4	7.3	13.1

**NOTES & CONNECTIONS**

- » Duke leads the series against Miami, 25-10, but the Blue Devils' advantage narrows to 9-7 in Coral Gables, Florida, and 7-6 in the Watsco Center, where the Hurricanes have won two straight.
- » In the last meeting in Florida, Miami defeated Duke, 81-59, on Feb. 6, 2023.
- » Duke improved to 4-0 versus Miami in ACC Tournament play with an 85-78 victory in the semifinals last season. In a matchup of top-20 foes, Duke center Kyle Filipowski posted a team-best 17 points and a game-high 11 rebounds.
- » Miami commits just 13.1 fouls per contest, which is best in the ACC and fifth in the nation.
- » The Hurricanes are second in the conference and 42nd nationally in 3-point field goals made per game (9.0).
- » Norchad Omier tops Miami in scoring (17.8 ppg) and rebounding (9.8 rpg), while shooting 60.3% from the field. The 6-7 junior forward ranks ninth in the nation with an ACC-high 14 double-doubles.
- » Wednesday's matchup features the top two shooting teams in the ACC, with Duke leading the conference in field goal percentage (.480) and Miami ranking second (.470).

**THE SERIES**

Overall	Duke leads, 25-10
In Durham, N.C.	Duke leads, 12-3
at Cameron Indoor Stadium	Duke leads, 12-3
In Coral Gables, Fla.	Duke leads, 9-7
at Watsco Center	Duke leads, 7-6
Neutral Sites	Duke leads, 4-0
Last Meeting	Duke 85, Miami 78 (March 10, 2023)

**ON THIS DATE: FEB. 21**

- » Duke is 19-9 overall on Feb. 21, having won seven straight on this date since 1993.
- » This will be the first meeting between the Blue Devils and Hurricanes, as well as Duke's first game in Florida, on Feb. 21.
- » In road games on this date, Duke is 7-4 with three wins in-a-row.

**SERIES FACTS**

Overall Streak	W1
Home Streak	W1
Road Streak	L2
Last Home Win	68-66 (Jan. 21, 2023)
Last Road Win	95-62 (Jan. 4, 2020)
Last Neutral Win	85-78 (March 10, 2023)
Last Home Loss	74-76 (Jan. 8, 2022)
Last Road Loss	59-81 (Feb. 6, 2023)
Last Neutral Loss	--
Largest Winning Margin	38 (107-69, Jan. 6, 1988)
Largest Losing Margin	27 (63-90; Jan. 23, 2013)
Most Points Scored	117 (117-102; Dec. 10, 1988)
Most Points Allowed	102 (117-102; Dec. 10, 1988)
Fewest Points Scored	50 (50-55; Feb. 25, 2017)
Fewest Points Allowed	46 (67-46; Jan. 22, 2014)
High Scoring Game, Duke	58, Danny Ferry (Dec. 10, 1988)
High Scoring Game, Opp.:	34, Jack McClinton (Feb. 7, 2009)

**NEXT OPPONENT: WAKE FOREST DEMON DEACONS**

Game #27 • Road Game #10 • Saturday, Feb. 24 • **#8 Duke vs. Wake Forest** • 2:00 p.m. ET • LJVM Coliseum • Winston-Salem, N.C. • TV: ESPN



**Season Stats**

Duke (20-5, 11-3 ACC)  
Wake Forest (16-9, 8-6 ACC)

PPG	OPP. PPG	FG%	3FG%	FT%	RPG	APG	BPG	SPG	FOUL
80.3	67.6	.480	.376	.728	36.4	15.4	3.8	6.6	15.5
79.0	69.8	.469	.368	.799	35.3	12.4	4.3	5.9	15.6

**NOTES & CONNECTIONS**

- » Duke and Wake Forest will meet for the 261st time on Saturday in a series that dates back to the 1905-06 season.
- » The first game in Duke's program history came on March 2, 1906 vs. Wake Forest, a 24-10 Wake victory in Durham.
- » The Blue Devils hold an overall series lead of 180-80, including a 52-41 advantage in Winston-Salem and a 19-13 edge inside LJVM Coliseum.
- » The Demon Deacons captured the last matchup in Winston-Salem, 81-70, on Dec. 20, 2022.
- » Duke won the earlier meeting this season, 77-69, on Feb. 12 in Durham.
- » Four Demon Deacons average more than 13 points per game, led by junior guard Hunter Sallis, the ACC's fourth-leading scorer with 18.4 points per contest.
- » Wake Forest ranks second in the ACC and fourth in the nation in free-throw percentage (.799), and is the conference's third-highest scoring team with 79.0 points per game.

**THE SERIES**

Overall	Duke leads, 180-80
In Durham, N.C.	Duke leads, 82-18
at Cameron Indoor Stadium	Duke leads, 67-16
In Winston-Salem, N.C.	Duke leads, 52-41
at LJVM Coliseum	Duke leads, 19-13
Neutral Sites	Duke leads, 33-9
Last Meeting	@Duke 77, Wake Forest 69 (Feb. 12, 2024)

**ON THIS DATE: FEB. 24**

- » Duke is 17-10 overall on Feb. 24, having won six straight on this date since 1993.
- » This will be the fourth meeting between the Blue Devils and Demon Deacons on Feb. 24, with Duke claiming all three victories since 1925, including the last two in Winston-Salem.
- » On Feb. 24, 2001, No. 4 Duke edged No. 24 Wake Forest, 82-80.
- » In road games on this date, Duke is 5-6 with two wins in-a-row.

**SERIES FACTS**

Overall Streak	W2
Home Streak	W25
Road Streak	L1
Last Home Win	Feb. 12, 2024 (77-69)
Last Road Win	Jan. 12, 2022 (76-64)
Last Neutral Win	March 11, 2006 (78-66)
Last Home Loss	Jan. 11, 1997 (69-81)
Last Road Loss	Dec. 20, 2022 (70-81)
Last Neutral Loss	March 10, 1995 (70-87)
Largest Winning Margin	43 (March 4, 2015; 94-51)
Largest Losing Margin	35 (March 5, 1982; 53-88)
Most Points Scored	106 (Feb. 23, 1963; 106-93)
Most Points Allowed	122 (Jan. 22, 1975; 109-122)
Fewest Points Scored	5 (March 16, 1906; 5-15)
Fewest Points Allowed	8 (1906-07; 6-8)
High Scoring Game, Duke	39 by Bob Verga (Feb. 28, 1967)
High Scoring Game, Opponent	44 by Dick Hemric (Feb. 12, 1953)

**DUKE VERSUS THE ACC**

	Membership	Overall			Home			Away			Neutral			Unknown Venue			Cameron Indoor			ACC Regular Season			ACC Tournament			Strk	10	
		W	L	Pct.	W	L	Pct.	W	L	Pct.	W	L	Pct.	W	L	Pct.	W	L	Pct.	W	L	Pct.	W	L	Pct.			
Boston College	2005-present	29	3	.906	14	0	1.000	11	2	.846	4	1	.800	-	-	-	14	0	1.000	22	2	.917	3	0	1.000	W9	9-1	
Clemson	1953-present	115	33	.777	66	4	.943	39	25	.609	10	4	.714	-	-	-	63	4	.940	96	27	.780	7	4	.636	W1	8-2	
Florida State	1991-present	44	11	.800	24	2	.923	17	8	.680	2	1	.667	1	0	1.000	24	2	.923	40	10	.800	2	1	.667	W3	8-2	
Georgia Tech	1979-present	78	25	.757	39	5	.886	30	17	.638	9	3	.750	-	-	-	39	5	.886	58	18	.763	7	3	.700	W1	8-2	
Louisville	2014-present	14	9	.609	4	3	.571	5	4	.556	5	2	.714	-	-	-	4	3	.571	7	5	.583	2	0	1.000	W4	7-3	
<b>Miami</b>	<b>2004-present</b>	<b>25</b>	<b>10</b>	<b>.714</b>	<b>12</b>	<b>3</b>	<b>.800</b>	<b>9</b>	<b>7</b>	<b>.563</b>	<b>4</b>	<b>0</b>	<b>1.000</b>	-	-	-	<b>12</b>	<b>3</b>	<b>.800</b>	<b>17</b>	<b>9</b>	<b>.654</b>	<b>4</b>	<b>0</b>	<b>1.000</b>	<b>W1</b>	<b>7-3</b>	
North Carolina	1953-present	117	144	.448	56	51	.523	39	65	.375	22	28	.400	-	-	-	47	39	.547	65	76	.461	14	9	.603	L1	5-5	
NC State	1953-present	151	103	.594	67	30	.691	48	44	.522	23	17	.575	13	12	.520	54	26	.675	76	51	.598	17	9	.654	W1	6-4	
Notre Dame	2013-present	31	8	.795	11	2	.846	9	4	.692	11	2	.846	-	-	-	11	2	.846	10	4	.714	2	2	.500	W4	9-1	
Pittsburgh	2013-present	17	9	.654	7	4	.636	8	4	.667	2	1	.667	-	-	-	7	3	.700	10	3	.769	1	0	1.000	L1	8-2	
Syracuse	2013-present	16	6	.727	6	2	.750	5	2	.714	5	2	.714	-	-	-	6	2	.750	11	4	.733	2	0	1.000	W9	9-1	
Virginia	1953-present	123	54	.695	59	11	.843	43	36	.544	21	6	.778	0	1	.000	54	10	.844	88	36	.710	15	4	.789	L1	6-4	
Virginia Tech	2004-present	53	13	.803	23	1	.958	14	9	.609	12	2	.857	4	1	.800	19	1	.950	20	8	.714	2	1	.667	W2	6-4	
Wake Forest	1953-present	180	80	.692	82	18	.820	52	41	.565	33	9	.786	13	12	.520	67	16	.807	91	46	.664	14	4	.778	W2	8-2	
<b>Totals vs. current members</b>		<b>993</b>	<b>507</b>	<b>.662</b>	<b>470</b>	<b>136</b>	<b>.776</b>	<b>329</b>	<b>267</b>	<b>.552</b>	<b>163</b>	<b>78</b>	<b>.676</b>	<b>31</b>	<b>26</b>	<b>.668</b>	<b>421</b>	<b>116</b>	<b>.784</b>									
Maryland	1953-2014	114	63	.644	56	16	.778	41	35	.539	16	10	.615	1	2	.333	54	14	.794	79	41	.658	11	8	.579			
South Carolina	1953-1971	57	20	.740	27	5	.844	14	11	.560	9	3	.750	7	1	.875	21	4	.840	25	9	.735	6	1	.857			
<b>Totals vs. all-time members</b>																				<b>715</b>	<b>349</b>	<b>.672</b>	<b>109</b>	<b>46</b>	<b>.703</b>			

## DUKE GAME NOTES

### Last Time Out

- » **Jared McCain** set a Duke freshman record with eight 3-pointers, scoring 35 total points to help pace No. 9 Duke in a 76-67 victory at Florida State on Saturday.
- » McCain's 35 points matched the Duke freshman scoring record, joining **Zion Williamson**, who scored 35 versus Syracuse on Jan. 14, 2019, and are the sixth most points scored by a freshman in ACC history.
- » **Jeremy Roach** also logged a double-digit scoring performance, pouring in 17 points and dishing a team-high four assists.
- » The Blue Devils' rebounding efforts were led by **Kyle Filipowski**, who reeled in eight caroms.
- » The win on Saturday afternoon secured Duke's 58th 20-win season and 27th consecutive campaign with at least 20 triumphs (not including the COVID season).
- » Duke's defense held Florida State to 67 points, 9.5 points below its season average of 76.5. The Blue Devils have held 22 of their 25 opponents to below their respective scoring average.
- » Duke won the rebounding battle, 36-27, including a 15-7 edge on the offensive glass. The Blue Devils are now 15-0 when out-rebounding their opponent.
- » The Blue Devils were 10-of-16 (.625) from beyond the arc, their best performance by percentage this season from deep.

#### HOME WIN STREAKS VS. SINGLE OPPONENT

28	Clemson, 1/4/34-1/15/75
25	Wake Forest, 2/14/98-present
22	Virginia, 1/20/34-2/20/71
21	Clemson, 2/3/96-present
20	East Carolina, 12/15/69-present

### Emergence of McCain

- » After averaging 7.6 points per outing in the first eight games of the season, **Jared McCain** has reached the 20-point mark in seven of the last 17 games, averaging a team-high 16.6 points per contest during that stretch.
- » The freshman guard scored a career-high 35 points in a road win at Florida State (Feb. 17), matching the Duke freshman scoring record set by **Zion Williamson** versus Syracuse on Jan. 14, 2019, and the sixth most points scored by a freshman in ACC history.
- » McCain nailed 8-of-11 triples against the Seminoles to break Duke's freshman record for 3-pointers made.
- » McCain netted 24 points on 9-of-14 shooting from the field, including 4-of-9 from long distance, in a home victory over Queens (Dec. 30).
- » In a top-10 rivalry matchup at North Carolina (Feb. 3), McCain recorded a double-double with team highs of 23 points and 11 caroms.
- » McCain has made two 3-pointers or more in 17 games this season. The Blue Devils are 15-2 when McCain makes at least two triples.
- » The 6-3 guard has secured double-digit rebounds six times this season, including four times in the last six games, with a career-high of 11 boards twice.
- » McCain has been named ACC Rookie of the Week twice since the start of 2024 (Jan. 29, Feb. 19).

#### KenPom Player of the Year Rankings (as of Feb. 19)

Zach Edey, Purdue	2.363
DaRon Holmes, Dayton	1.592
Johni Broome, Auburn	1.513
Jaedon LeDee, San Diego St.	1.506
Tristen Newton, Connecticut	1.481
Mark Sears, Alabama	1.457
Dalton Knecht, Tennessee	1.444
Jamal Shead, Houston	1.438
<b>Kyle Filipowski, Duke</b>	<b>1.423</b>
PJ Hall, Clemson	1.276

### Flip's Sophomore Season Elevation

- » Sophomore center **Kyle Filipowski** is on pace to improve in nearly all statistical categories, including already surpassing his freshman totals in blocks and assists.
- » Filipowski has tallied 67 assists (56 in 2022-23) and has already blocked 42 shots, after swatting a total of 26 attempts during his freshman year.
- » The 7-footer has tallied double-doubles in eight of Duke's last 20 games, moving his career total to 24 double-doubles in 61 games played.
- » "Flip" has scored 20 or more points nine times this season, including a career-high 30 points versus Georgia Tech (Jan. 30), after reaching 20 points six times as a freshman.
- » He has distributed three-plus assists 18 times during his career, with 13 of those coming during his sophomore campaign.
- » Filipowski scored 26 points on 11-of-12 shooting from the field at Pittsburgh (Jan. 9), marking the best shooting performance by a Blue Devil with at least 10 attempts since **Zion Williamson** finished 13-of-13 against Syracuse on March 14, 2019.
- » He amassed a career-high 30 points with 13 boards, four assists, two blocked shots and two steals without committing a turnover versus Georgia Tech (Jan. 13), becoming the first Duke player with a 30-point double-double and no turnovers in the past 40 seasons.
- » The sophomore center was just two assists shy of triple-double with 28 points, 12 rebounds and eight helpers versus Hofstra (Dec. 12).
- » Filipowski is 32 points away from becoming the 69th Blue Devil to amass 1,000 career points.

#### MOST WINS BY DUKE COACH IN FIRST 50 GAMES

Head Coach (First Season) - Record	
<b>Jon Scheyer (2022-23)</b>	<b>38-12</b>
Eddie Cameron (1928-29)	36-14
Vic Bubas (1959-60)	35-15
Bucky Waters (1969-70)	34-16
Harold Bradley (1950-51)	32-18
Gerry Gerard (1942-43)	31-19
Mike Krzyzewski (1980-81)	26-24
Bill Foster (1974-75)	26-24

### Mitchell Makes His Mark

- » In his last 11 outings, forward **Mark Mitchell** is averaging 14.7 points and 7.7 rebounds with three double-doubles.
- » On Jan. 6 at Notre Dame, Mitchell amassed 23 points and 14 rebounds - both career highs.
- » Mitchell returned to the starting lineup at Louisville (Jan. 23) with a 20-point, 12-rebound double-double.
- » Mitchell matched his career-high of 23 points against Wake Forest (Feb. 12), marking his fifth 20-point effort of the season - all Duke wins.
- » The sophomore has finished in double-digits in six of his last eight contests and 13 of his last 16.
- » During his two seasons as a Blue Devil, Duke is 29-3 when Mitchell reaches double figures in the scoring column.

### Blue Devils Top ACC in Shooting, Scoring Margin

- » Duke has outscored its opponents by an average of 12.7 points per contest, which tops the ACC and ranks 17th nationally.
- » The Blue Devils have converted on 48.0% (711-1481) from the floor to lead the conference in field goal percentage.
- » Duke has tickled the twine to the tune of 37.6% (203-540) on 3-pointers as the top-shooting ACC team from long distance.

### Duke's Three-Point Streak

- » Duke has connected on at least one 3-pointer in 1,214 straight games, the second-longest streak nationally.
- » It has been more than 30 years since Duke was held without a three-point field goal -- Dec. 30, 1989, versus Hawai'i.

### 75th Anniversary of Associated Press Top 25 - Duke Dominates Past Three Decades

- » To celebrate the 75th anniversary of its Top 25, the Associated Press compiled its weekly polls to determine the best programs of each decade. Duke was crowned the top program for the 1990s, 2000s, and 2010s.
- » In the 1990s, Duke won back-to-back national championships in 1991 and 1992, and started a run of 24 consecutive NCAA Tournament appearances in 1996.
- » In the 2000s, the Blue Devils won two more national titles in 2001 and 2010, and went on to spend nearly 60% of the time inside the top five of the AP Top 25 - including 40 weeks at No. 1.
- » In the 2010s, Duke captured its fifth national championship in 2015, and tallied 33 weeks at No. 1 and 86% of the AP polls (167 of 194) inside the top 10 from 2010-20.

### Roach Reaches 1K

- » Senior guard **Jeremy Roach** became the 68th Blue Devil all-time to eclipse 1,000 career points in his Duke career, scoring 17 points against Arizona on Nov. 10.
- » The Blue Devils are now solo third in NCAA Division I for most 1,000-point scorers in program history, ahead of Notre Dame and Villanova.
- » Roach is the first Duke player to cross the threshold since **Grayson Allen**, **Luke Kennard** and **Amile Jefferson** all did so during the 2016-17 season.

#### CONSECUTIVE GAMES WITH A 3-POINT FIELD GOAL | ACTIVE

Rk	School	Games	Next Game
1.	UNLV	1,216	vs. Air Force (2/21)
2.	<b>Duke</b>	<b>1,214</b>	<b>vs. Miami (2/21)</b>
3.	East Tennessee State	1,151	vs. VMI (2/21)

*Through games played on 2/19 based on available data*

#### MOST WINS AT CURRENT HOME VENUE | NCAA

Rk	Team (Venue)	W	L	Pct.	Opened
1.	<b>Duke (Cameron Indoor)</b>	<b>959</b>	<b>173</b>	<b>.847</b>	<b>1940</b>
2.	Penn (The Palestra)	865	414	.677	1927
3.	Kansas (Allen Fieldhouse)	858	117	.880	1955
4.	Oklahoma State (Gallagher-Iba)	857	257	.769	1938
5.	Vanderbilt (Memorial Gym)	809	261	.756	1952
6.	UCLA (Pauley Pavilion)	796	131	.859	1965

*Through games played on 2/19 based on available data*

#### DUKE ALL-TIME AT CAMERON INDOOR STADIUM

Overall Record	959	173	.847
ACC regular-season games	422	110	.793
Non-conference games	449	41	.916
When ranked in AP Top 25	652	67	.907

#### MOST 1,000 POINT SCORERS BY SCHOOL

1.	North Carolina	81
2.	Louisville	69
3.	<b>DUKE</b>	<b>68</b>
4.	Notre Dame	67
	Villanova	67
6.	Kansas	66
7.	Syracuse	65
8.	Kentucky	61
9.	Ohio State	60
	UCLA	60

*as of Nov. 12, 2023 -- as reported by each school*

#### CONSECUTIVE SEASONS RANKED IN TOP 10 | AP POLL

Rk	Team	No.
1.	<b>Duke</b>	<b>28</b>
2.	Kansas	18
3.	Kentucky	14



**Historic Debut for Head Coach Jon Scheyer**

- » Former Duke All-American and two-time team captain **Jon Scheyer** made history with his head-coaching debut last season. He became just the third coach in ACC history to win the ACC Tournament in their first season and is the first to win an ACC title as both a player (2009, 2010) and as a coach (2023).
- » Scheyer was named a finalist for the Joe. B Hall Award, given to the best first-year head coach, as the Blue Devils finished ranked No. 12 in the final *Associated Press* poll, captured the program's 22nd ACC Tournament title, reached the NCAA Tournament for the 45th time and posted an overall record of 27-9 and a conference record of 14-6.
- » Duke entered the NCAA Tournament on a nine-game winning streak -- just three other Duke teams in history entered the NCAA Tournament on longer winning streaks (1999, 27-game streak; 1963, 18-game; 1986, 16-game). The Blue Devils pushed the streak to 10 games with a win over Oral Roberts in the first round.
- » The Northbrook, Ill., native has been integral in the recruiting and development of several young Duke stars since joining the staff, and as head coach, has landed the nation's No. 1-ranked recruiting class (2022-23) and No. 2-ranked recruiting class (2023).
- » Duke has signed a top-three recruiting class per ESPN in every season since Scheyer joined the staff, including the No. 1 class five times in 10 seasons (2014, 2015, 2017, 2018, 2022).

**Continuity From Last Season**

- » Duke returns 60.4 points per game from last year's roster, the most by a Duke team since the 2008-09 season, and brings back 77.9% of points scored in 2022-23 -- the most since the 2007-08 Duke team returned 81.3%.
- » Four different players who made 30 or more starts in 2022-23 have returned to Durham, which marks the first time in Duke lore since the 2000-01 roster that included **Shane Battier**, **Carlos Boozer**, **Nate James** and **Jay Williams**. The 2000-01 team went on to win Duke's third national championship.

**Trio of Captains**

- » Three players have been selected as team captains for the 2023-24 season -- **Tyrese Proctor**, **Jeremy Roach** and **Ryan Young**.
- » Roach serves as captain for the second straight year, after serving as the team's lone captain last season.
- » Both Proctor and Young are first-time captains. Proctor is just the fourth sophomore in program history to serve as team captain, joining **Tre Jones** (2020) and **Greg Paulus** and **Josh McRoberts** (2007).

**Four on Preseason Positional Awards**

- » The Naismith Memorial Basketball Hall of Fame announced its preseason watch lists for national positional awards, with four different Blue Devils earning recognition: **Tyrese Proctor**, Bob Cousy Point Guard of the Year; **Jeremy Roach**, Jerry West Shooting Guard of the Year; **Mark Mitchell**, Julius Erving Small Forward of the Year; and **Kyle Filipowski**, Karl Malone Power Forward of the Year.

**Scheyer Announces Early Signing Period Class**

- » Head coach **Jon Scheyer** announced his second No. 1 recruiting class in three years with the signing of five players to the class of 2024 during the NCAA early signing period - Cooper Flagg, Isaiah Evans, Kon Knueppel, Patrick Ngongba II and Darren Harris.
- » The top-ranked class would mark the third consecutive top-two class for Scheyer, after inking the top class for 2022 and the No. 2 group in 2023.
- » The five-player class is led by No. 1 overall prospect, Cooper Flagg, and includes four ranked in the top 20 by 247Sports.
- » Four of the signees are rated as the top player in their respective states by either ESPN or 247Sports - Flagg (Maine), Evans (North Carolina), Knueppel (Wisconsin) and Ngongba II (Virginia).
- » Flagg, Evans and Ngongba were announced to the USA men's basketball roster for the 2024 Nike Hoop Summit, scheduled for April 13, in Portland, Oregon.

**Freshman Class Ranked No. 2 Nationally -- Duke's 10th Consecutive Top-3 Class**

- » The second class fully recruited and signed by Scheyer was ranked No. 2 nationally by both *ESPN* and *247Sports*.
- » It marked the second consecutive top-two class signed by Scheyer after inking the nation's No. 1 class in 2022 for his first season as Duke's head coach.
- » The class was made up of four players, all ranked in 247Sports' top 25, and three were ranked as the top player in their respective states per ESPN. **Jared McCain** was 10th on ESPN's Top 100, while **TJ Power**, **Sean Stewart** and **Caleb Foster** rounded out the class at No. 17, 22 and 23, respectively, in 247Sports' rankings.
- » The class included two McDonald's All-Americans (Stewart, McCain), two named the Gatorade Player of the Year in their state (McCain, Power) and all four made the roster for the Jordan Brand Classic.

**Duke Adds Two More McDonald's All-Americans**

- » Following the announcement of the 2024 McDonald's All-American Game rosters, Duke has signed 92 McDonald's All-Americans all-time -- the most of any NCAA program.
- » The Blue Devils' most recent selections are **Cooper Flagg** and **Isaiah Evans**, while current Blue Devils **Jeremy Roach** (2020), **Mark Mitchell** (2022), **Jared McCain** (2023) and **Sean Stewart** (2023) are also on Duke's roster.
- » Duke has added at least one McDonald's All-American in 40 consecutive years.

**New Faces on the Bench**

- » Scheyer made two new hires to Duke's coaching staff during the offseason -- **Will Avery** and **Emanuel Dildy**.
- » Avery, who starred at Duke from 1997 to 1999, had spent the last four seasons assisting with various aspects of the program while completing his undergraduate degree in African American studies. He left Duke after his sophomore year as the 14th overall pick by Minnesota in the 1999 NBA Draft.
- » Regarded in the coaching ranks as one of the nation's top recruiters, Dildy spent three years on the staff as an assistant coach under Chris Collins at Northwestern from 2018-21. He comes to Duke after a two-year stint as assistant coach for Porter Moser at Oklahoma.
- » On Nov. 28, Scheyer announced the hiring of former Blue Devil captain, **Justin Robinson**, as the team's director of player development. Robinson, a four-year letterwinner and member of ACC Championship teams in 2017 and 2019, finished his five seasons at Duke as a team captain in 2019-20.

**NBA Season Begins with 24 Blue Devils on Opening Day Rosters**

- » When the NBA season began on Oct. 24, Duke had 24 members of The Brotherhood on opening-day rosters.
- » The list was compiled from the NBA's official opening-day rosters (including two-way and inactive lists) and includes any Blue Devil that played and finished their college basketball careers at Duke.
- » Duke's players are spread across the country at a total of 18 NBA franchises, including a trio of Blue Devils with the Dallas Mavericks (**Kyrie Irving**, **Seth Curry**, **Dereck Lively II**), and duos in Atlanta (**Jalen Johnson**, **AJ Griffin**), Orlando (**Paolo Banchero**, **Wendell Carter Jr.**), Brooklyn (**Harry Giles**, **Dariq Whitehead**) and New Orleans (**Zion Williamson**, **Brandon Ingram**).
- » Duke's two first-round picks from the 2022-23 squad, Lively and Whitehead, are set to make their NBA debut this season. Lively had a historic debut, becoming the first player in NBA history to record at least 15 points and 10 rebounds while shooting better than 85 percent from the field in an NBA debut.
- » Whitehead, the third-youngest player in the NBA this season, made his NBA debut on Nov. 25, following offseason surgery and resulting rehab.
- » Duke's two dozen players also join a long list of former players, coaches, managers and Duke graduates that serve on NBA coaching staffs or in front office roles for 26 of the league's 30 teams. That includes former Hall of Fame head coach **Mike Krzyzewski**, who joined the NBA this summer as a special advisor, 1984 Duke graduate **Adam Silver** (NBA Commissioner), **Grant Hill** (part owner of the Atlanta Hawks), **Elton Brand** (General Manager of the Philadelphia 76ers), **Trajan Landon** (General Manager of the New Orleans Pelicans), **Quin Snyder** (Head Coach of the Atlanta Hawks) and **Mike Dunleavy** (General Manager of the Golden State Warriors).

ACC PRESEASON POLL (first-place votes in parentheses)	
1. Duke (44), 757	
2. Miami (5), 693	
3. North Carolina (1), 670	
4. Virginia (1), 593	
5. Clemson, 570	
6. Wake Forest, 440	
7. NC State, 420	
8. Virginia Tech, 390	
9. Pitt, 380	
10. Syracuse, 321	
11. Florida State, 294	
12. Boston College, 227	
13. Georgia Tech, 157	
14. Louisville, 108	
15. Notre Dame, 100	

DUKE'S ESPN.COM RECRUITING CLASS RANKINGS	
2009	9
2010	6
2011	2
2012	12
2013	15
2014	>>> 1
2015	1
2016	2
2017	1
2018	1
2019	2
2020	2
2021	3
2022	1
2023	2

>>> Scheyer's first season on staff

MOST McDONALD'S ALL-AMERICANS SIGNED	
1. Duke	92
2. North Carolina	76
3. Kentucky	70

> through 2024 class

BLUE DEVILS IN THE NBA	
Grayson Allen - Phoenix	
Marvin Bagley III - Washington	
Paolo Banchero - Orlando	
RJ Barrett - Toronto	
Maques Bolden - Milwaukee	
Wendell Carter Jr. - Orlando	
Seth Curry - Dallas	
Harry Giles III - Brooklyn	
AJ Griffin - Atlanta	
Brandon Ingram - New Orleans	
Kyrie Irving - Dallas	
Jalen Johnson - Atlanta	
Tre Jones - San Antonio	
Tyus Jones - Washington	
Luke Kennard - Memphis	
Dereck Lively II - Dallas	
Wendell Moore Jr. - Minnesota	
Mason Plumlee - Charlotte	
Cam Reddick - LA Lakers	
Jayson Tatum - Boston	
Gary Trent Jr. - Toronto	
Dariq Whitehead - Brooklyn	
Mark Williams - Charlotte	
Zion Williamson - New Orleans	

## HEAD COACH JON SCHEYER



BIO

Former Duke All-American and two-time team captain Jon Scheyer is the 20th head coach in Duke University's storied basketball history. He was named to the position on June 4, 2021, succeeding Hall of Fame head coach Mike Krzyzewski.

Scheyer, who enters his second season as head coach in 2023-24, has vast experience on the Duke bench, having served on Krzyzewski's staff since the 2013-14 season. His previous roles with the Blue Devils include special assistant, assistant coach and the previous three years as associate head coach. Scheyer and Duke agreed to a new six-year contract in October of 2023, extending him through the 2028-29 season.

The 35-year-old Scheyer was among the youngest head coaches in Division-I men's basketball, and the youngest at a power conference institution. He was named to *The Athletic's* 40 Under 40 in college sports in 2022, and was previously touted as one of the best assistant coaches in college basketball.

As a player, Scheyer sparked the Blue Devils to two ACC championships and the 2010 NCAA title as a player from 2007-10. In his time on the coaching staff, he has helped Duke compile a 272-80 (.773) record, a national championship (2015), two Final Fours (2015, 2022) and three ACC Tournament crowns (2017, 2019, 2023).

The Northbrook, Ill., native has been integral in the recruiting and development of several young Duke stars since joining the staff, and landed the nation's No. 1-ranked recruiting class for the 2022-23 campaign and No. 2-ranked class for 2023-24.

Duke has signed a top-three recruiting class per ESPN in every season since Scheyer joined the staff, including the No. 1 class five times in 10 seasons (2014, 2015, 2017, 2018, 2022).

[CLICK HERE FOR COACH SCHEYER'S FULL BIO](#)

### SCHEYER QUICK FACTS

Born	August 24, 1987
High School	Glenbrook North, Northbrook, Ill.
College Career	Four-year letterman, Duke, 2007-2010
College Degree	B.A., History, Duke, 2010
College Honors	Co-captain, 2009, 2010 Consensus Second Team All-America, 2010 All-NCAA Final Four Team, 2010 First Team All-ACC, 2010 NCAA Tournament All-South Region, 2010 ACC Tournament MVP, 2009 All-Preseason NIT, 2009
Coaching Career	Special Assistant, Duke, 2013-14 Assistant Coach, Duke, 2014-18 Associate Head Coach, Duke, 2018-22 Head Coach, Duke, 2022-present
Family	Wife, Marcelle (married May 2017) Children, Noa (born January 2018) Jett (born August 2019) James (born May 2022)

### SCHEYER BY THE NUMBERS

<b>27.6</b>	Average number of wins per season while at Duke
<b>.781</b>	Career winning percentage as coach and player
<b>10</b>	Top-3 recruiting classes in nine years on staff
<b>5</b>	ACC Tournament titles (2009, 2010, 2017, 2019)
<b>2</b>	National Championships (2010, 2015)
<b>25</b>	All-ACC selections coaches (11 First Team picks)
<b>11</b>	All-Americans coached (5 consensus First Team picks)
<b>15</b>	Major ACC award winners coached (4 Players of the Year)
<b>38</b>	NBA Draft picks coached (2 overall No. 1 picks)

"I've said many times that Jon Scheyer is one of the smartest coaches in the country. He showed that repeatedly as a member of our staff the past eight seasons. He is ready for this amazing opportunity and clearly recognizes the significance of the position in which he finds himself. He understands the unique culture of Duke Basketball and he and his staff will carry it forward in an ever-changing college athletics environment. Jon is a rising star in the profession and Duke could not be in better hands moving forward." -- MIKE KRZYZEWSKI

### JON SCHEYER YEAR-BY-YEAR AT DUKE

Playing Career		Overall	ACC	ACC Tournament	NCAA Tournament
2006-07	Freshman Guard	22-11	8-8 (T6th)	First Rd (0-1)	NCAA First Rd (0-1)
2007-08	Sophomore Guard	28-6	13-3 (2nd)	Semifinals (1-1)	NCAA Second Rd (1-1)
2008-09	Junior Guard	30-7	11-5 (T2nd)	Champion (3-0)	NCAA Sweet 16 (2-1)
2009-10	Senior Guard	35-5	13-3 (T1st)	Champion (3-0)	NCAA Champion (6-0)
<b>Career</b>		<b>115-29 (.799)</b>	<b>45-19 (.703)</b>	<b>7-2 (.778)</b>	<b>9-3 (.750)</b>
Coaching Career		Overall	ACC	ACC Tournament	NCAA Tournament
2013-14	Special Assistant	26-9	13-5 (3rd)	Finals (2-1)	NCAA First Rd (0-1)
2014-15	Assistant Coach	35-4	15-3 (2nd)	Semifinals (1-1)	NCAA Champion (6-0)
2015-16	Assistant Coach	25-11	11-7 (T5th)	Quarterfinals (1-1)	NCAA Sweet 16 (2-1)
2016-17	Assistant Coach	28-9	11-7 (T5th)	Champion (4-0)	NCAA Second Rd (1-1)
2017-18	Assistant Coach	29-8	13-5 (2nd)	Semifinals (1-1)	NCAA Elite Eight (3-1)
2018-19	Associate Head Coach	32-6	14-4 (3rd)	Champion (3-0)	NCAA Elite Eight (3-1)
2019-20	Associate Head Coach	25-6	15-5 (4th)	Quarterfinals (0-0)*	--*
2020-21	Associate Head Coach	13-11	9-9 (10th)	Quarterfinals (2-0)**	--
2021-22	Associate Head Coach	32-7	16-4 (1st)	Finals (2-1)	NCAA Semifinals (4-1)
2022-23	Head Coach	27-9	14-6 (4th)	Champion (3-0)	NCAA Tournament (1-1)
2023-24	Head Coach	20-5	11-3	--	--
<b>Head Coach Totals</b>		<b>47-14 (.770)</b>	<b>25-9 (.735)</b>	<b>3-0 (1.000)</b>	<b>1-1 (.500)</b>
<b>Overall Coaching Totals</b>		<b>292-85 (.775)</b>	<b>142-58 (.710)</b>	<b>19-5 (.792)</b>	<b>20-7 (.741)</b>

\* Postseason canceled by COVID-19 pandemic; \*\* Season ended by Duke's COVID protocols

### CAREER RECORD

Overall Record	47-14
ACC Record (regular season & tournament)	28-9
Home	29-2
Road	9-9
Neutral	9-3
vs. AP Top 25	6-6

### SCHEYER'S DUKE CAREER STATS

	GP-GS	Min	FG	Pct	3FG	Pct	FT	Pct	Reb	Avg	PF	Ast	Turn	Blk	Stl	Pts	Avg
2006-07	33-32	1,112	113-284	.398	61-167	.365	115-136	.846	110	3.3	57	61	52	5	39	402	12.2
2007-08	34-1	963	115-259	.444	47-121	.388	120-135	.889	134	3.9	56	83	37	9	46	397	11.7
2008-09	37-35	1,214	146-368	.397	79-205	.385	179-214	.836	134	3.6	62	102	57	6	58	550	14.9
2009-10	40-40	1,470	212-531	.399	110-287	.383	194-221	.878	144	3.6	54	194	65	10	65	728	18.2
<b>Total</b>	<b>144-108</b>	<b>4,759</b>	<b>586-1,442</b>	<b>.406</b>	<b>297-780</b>	<b>.381</b>	<b>608-706</b>	<b>.861</b>	<b>522</b>	<b>3.6</b>	<b>229</b>	<b>440</b>	<b>211</b>	<b>30</b>	<b>208</b>	<b>2,077</b>	<b>14.4</b>

### 2022-23 IN REVIEW

#### SEASON SUMMARY

- » The 118th season of Duke Basketball ushered in a new era for the program with **Jon Scheyer** succeeding Hall of Famer **Mike Krzyzewski** as the 20th head coach in the team history.
- » In an historic debut campaign for Scheyer, the Blue Devils finished ranked No. 12 in the *Associated Press* poll, captured the program's 22nd ACC Tournament title, reached the NCAA Tournament for the 45th time and posted a 27-9 overall record and a 14-6 mark in ACC play.
- » Scheyer inherited one of the nation's youngest rosters, with junior captain **Jeremy Roach** as the lone returning starter from a Duke team that reached the Final Four in 2021-22.
- » Eighty percent of Duke's minutes in the 2022-23 season were logged by players not on the roster the previous year -- the highest percentage on record in team history.
- » Finding continuity towards the end of the season after a year full of injuries, Duke played 11 of its final 12 games with a full complement of players available and started the same lineup in 15 of its final 16 games. Duke finished the year with a 19-1 overall record in games with its full roster available -- was 8-8 otherwise.
- » Duke entered the NCAA Tournament on a nine-game winning streak -- just three other Duke teams in history entered the NCAA Tournament on longer winning streaks (1999, 27-game streak; 1963, 18-game; 1986, 16-game).
- » With a priority on defense and rebounding, the Blue Devils held opponents below their season scoring average 31 times and were 27-4 in those games. They out-rebounded 29 opponents and were 25-4 when doing so.
- » Duke's 63.6 points allowed were its fourth fewest since 1950-51 and the fewest since the school-record 61.0 allowed by the 2010 squad.
- » The tallest team in the nation, Duke used its length on the perimeter and height at the rim to finish as one of just three Division I teams in the NCAA's top 40 for scoring defense (30th), field goal defense (27th), three-point defense (24th) and blocked shots (37th) -- Houston and Connecticut were the others.
- » On the glass, Duke was fifth nationally and led the ACC in rebounding margin (+7.9), while also leading the ACC and ranking 21st in rebounds per game (38.7). Duke was second in the conference in total rebounds (38.7) and third in defensive boards (26.7).
- » Freshman **Kyle Filipowski** recorded 16 double-doubles to lead all Division I freshmen, rank second in the ACC overall and 11th nationally and was tied for the second most by a Duke freshman all-time. He led all power conference freshmen in rebound average and his 322 boards were tied for third most by a Duke freshman.
- » Filipowski was a second-team All-ACC pick and joined Roach (honorable mention) on the All-ACC Team. Filipowski, **Tyrese Proctor** and **Dereck Lively II** were each tapped to the ACC All-Freshman Team, while Lively also earned one of the five spots on the league's All-Defensive Team.
- » Once again emerging as a postseason star, Roach poured in a career-high 23 points in the ACC Tournament title game win over Virginia and dropped 23 more in the NCAA First Round win over Oral Roberts. As a sophomore the year prior, Roach averaged 11.8 points, shot .438 from the field and led the team with 20 assists in Duke's five-game run to the Final Four.
- » Roach and Filipowski were presented Duke's Most Valuable Player Awards at the team's annual banquet. Sophomore Jaylen Blakes was the recipient of both the Glenn E. "Ted" Mann Award, given to the reserve who most contributed to team morale, and the Dr. Deryl Hart Award for the team's top scholar athlete. The Pagliuca Family Coach's Award, given to the player that best exemplified the commitment and values of Duke Basketball, was presented to freshman Mark Mitchell. **Dereck Lively II** was honored as the team's Best Defensive Player.

CURRENT STREAKS	
Overall	Won 4
Unranked teams anywhere	Won 7
Ranked teams anywhere	Lost 1
Home	Won 4
Home ACC	Won 4
Home non-conference	Won 6
Home unranked non-conference	Won 25
Home ranked teams	Lost 1
Home unranked teams	Won 3
Road	Won 1
Road ACC	Won 1
Road ranked teams	Lost 4
Road unranked teams	Won 5
Neutral	Won 2
Neutral ranked teams	Won 2
Neutral unranked teams	Won 5

Consecutive Made Free Throws	Career Long*	Season Long	Active
Caleb Foster	10	10	10
Jaylen Blakes	7	7	7
Tyrese Proctor	17	11	6
Jeremy Roach	20	20	4
TJ Power	4	4	4
Kyle Filipowski	10	9	4
Jared McCain	13	13	3
Sean Stewart	2	2	1
Mark Mitchell	13	12	--
Ryan Young	19	7	--
Christian Reeves	3	1	--
Jaden Schutt	1	--	1
Spencer Hubbard	1	--	--

\*Duke career only

Consecutive Games Played with 3-Point Field Goal	Career Long	Season Long	Active
Jared McCain	9	9	9
Jeremy Roach	6	6	6
Kyle Filipowski	8	4	--
Mark Mitchell	3	2	--
Tyrese Proctor	12	7	--
Caleb Foster	4	4	--
TJ Power	3	3	--
Jaylen Blakes	3	1	--
Jaden Schutt	2	--	--
Ryan Young	> 2	--	--

> includes previous school

Games Played	2023-24	Career
Ryan Young	25 (20-5)	> 147 (80-67)
Kyle Filipowski	25 (20-5)	61 (47-14)
Jared McCain	25 (20-5)	25 (20-5)
Caleb Foster	25 (20-5)	25 (20-5)
Jeremy Roach	24 (20-4)	119 (89-30)
Jaylen Blakes	22 (18-4)	75 (61-14)
Mark Mitchell	22 (18-4)	57 (45-12)
Sean Stewart	22 (17-5)	22 (17-5)
Tyrese Proctor	21 (16-5)	58 (44-14)
TJ Power	17 (14-3)	17 (14-3)
Neal Begovich	5 (5-0)	> 20 (16-4)
Spencer Hubbard	5 (5-0)	11 (11-0)
Christian Reeves	3 (2-1)	16 (12-4)
Jaden Schutt	--	14 (11-3)
Stanley Borden	--	2 (2-0)

> includes previous school  
Record in such games in ( )

Starts	Consecutive	Career
Kyle Filipowski	61	61 (47-14)
Jared McCain	25	25 (20-5)
Mark Mitchell	8	56 (45-11)
Jeremy Roach	5	97 (74-23)
Caleb Foster	1	13 (12-1)
Tyrese Proctor	--	50 (37-13)
Jaylen Blakes	--	3 (1-2)
Ryan Young	--	> 48 (15-33)

> includes previous school  
Record in such games in ( )

SEASON / CAREER TOTALS	2023-24	Career
<b>Double Figure Scoring Games</b>		
Kyle Filipowski	20	51 (41-10)
Jeremy Roach	17	66 (51-15)
Jared McCain	17	17 (15-2)
Mark Mitchell	16	32 (29-3)
Tyrese Proctor	11	29 (23-6)
Caleb Foster	7	7 (5-2)
Ryan Young	2	> 44 (22-22)
Jaylen Blakes	2	4 (3-1)
Sean Stewart	1	1 (1-0)

20+ Point Games	2023-24	Career
Kyle Filipowski	9	15 (11-4)
Jared McCain	7	7 (5-2)
Mark Mitchell	5	5 (5-0)
Jeremy Roach	3	11 (7-4)
Tyrese Proctor	2	2 (2-0)
Ryan Young	--	> 4 (4-0)

30+ Point Games	2023-24	Career
Kyle Filipowski	1	1 (1-0)
Jared McCain	1	1 (1-0)

10+ Rebound Games	2023-24	Career
Kyle Filipowski	9	25 (21-4)
Jared McCain	6	6 (4-2)
Mark Mitchell	3	3 (3-0)
Sean Stewart	1	1 (1-0)
Ryan Young	--	> 8 (6-2)
Tyrese Proctor	--	1 (1-0)

Double-Doubles	2023-24	Career
Kyle Filipowski	8	24 (20-4)
Jared McCain	4	4 (3-1)
Mark Mitchell	3	3 (3-0)
Sean Stewart	1	1 (1-0)
Ryan Young	--	> 5 (4-1)
Tyrese Proctor	--	2 (2-0)
Jeremy Roach	--	1 (1-0)

20-10 Games	2023-24	Career
Kyle Filipowski	6	10 (8-2)
Mark Mitchell	2	2 (2-0)
Jared McCain	1	1 (1-0)
Ryan Young	--	> 2 (2-0)

3+ Steal Games	2023-24	Career
Jared McCain	4	4 (3-1)
Jaylen Blakes	2	3 (2-1)
Sean Stewart	2	2 (2-0)
Kyle Filipowski	1	7 (6-1)
Jeremy Roach	1	5 (4-1)
Caleb Foster	1	1 (0-1)
Ryan Young	--	> 2 (1-1)

3+ Three-Point Field Goal Games	2023-24	Career
Jared McCain	10	10 (9-1)
Kyle Filipowski	5	8 (5-3)
Jeremy Roach	4	14 (12-2)
Tyrese Proctor	4	9 (9-0)
Caleb Foster	2	2 (1-1)
Jaylen Blakes	1	3 (2-1)
TJ Power	1	1 (1-0)
Jaden Schutt	--	1 (1-0)

Scoring Leaders	2023-24	Career
Kyle Filipowski	7	23 (17-6)
Jared McCain	7	7 (5-2)
Mark Mitchell	6	8 (8-0)
Jeremy Roach	2	16 (12-4)
Tyrese Proctor	2	5 (3-2)
Caleb Foster	2	2 (2-0)
Jaylen Blakes	--	2 (1-1)
Ryan Young	--	2 (2-0)

Rebounding Leaders	2023-24	Career
Kyle Filipowski	14	36 (26-10)
Jared McCain	5	5 (3-2)
Mark Mitchell	4	6 (6-0)
Ryan Young	1	8 (6-2)
Sean Stewart	1	1 (1-0)
Caleb Foster	1	1 (1-0)
Tyrese Proctor	--	3 (2-1)
Jeremy Roach	--	1 (1-0)

Assist Leaders	2023-24	Career
Tyrese Proctor	10	27 (21-6)
Kyle Filipowski	9	10 (9-1)
Jeremy Roach	7	34 (25-9)
Caleb Foster	4	4 (4-0)
Jared McCain	4	4 (2-2)
Jaylen Blakes	--	5 (3-2)
Mark Mitchell	1	3 (1-2)
Ryan Young	--	2 (1-1)

Record in such games in ( ) > includes previous school

HONORS & AWARDS	
<b>Kyle Filipowski</b>	Preseason ACC Player of the Year
	Preseason First Team All-ACC
	Preseason First Team All-America (Associated Press)
	Preseason First Team All-America (Blue Ribbon)
	Preseason First Team All-America (Sporting News)
	NABC Division I Player of the Year -- Preseason Watch List
	Karl Malone Power Forward of the Year -- Preseason Watch List
	Naismith Trophy -- Preseason Watch List
	Wooden Award -- Preseason Top 50
	Wooden Award -- Midseason Top 25
	Wooden Award -- Late Season Top 20
	Karl Malone Power Forward of the Year -- Midseason Top 10
	Naismith Trophy -- Midseason Top 30
	ACC Player of the Week (12/18)
	Lute Olson National Player of the Week (1/15)

<b>Tyrese Proctor</b>	Preseason Second Team All-ACC
	NABC Division I Player of the Year -- Preseason Watch List
	Bob Cousy Point Guard of the Year -- Preseason Watch List
	Naismith Trophy -- Preseason Watch List
	Wooden Award -- Preseason Top 50
	Team Captain

<b>Jeremy Roach</b>	Jerry West Shooting Guard of the Year -- Preseason Watch List
	Wooden Award -- Preseason Top 50
	Team Captain

<b>Mark Mitchell</b>	Julius Erving Small Forward of the Year -- Preseason Watch List
----------------------	---

<b>Jared McCain</b>	CBS Sports/USBWA Freshman of the Week (12/26)
	ACC Rookie of the Week (1/29)
	ACC Rookie of the Week (2/19)

CAREER DOUBLE-DOUBLES (BY DATE)				
Player (No.)	Date	Opponent	Pts	R/A/B/S
@Ryan Young (1)	11/22/19	Norfolk St.	19	12
@Ryan Young (2)	12/15/19	SIU-Edwards.	25	12
@Ryan Young (3)	12/21/19	DePaul	11	11
Kyle Filipowski (1)	11/7/22	Jacksonville	10	12
Kyle Filipowski (2)	11/11/22	USC Upstate	15	10
Kyle Filipowski (3)	11/15/22	Kansas	17	14
Tyrese Proctor (1)	11/18/22	Delaware	13	10
Kyle Filipowski (4)	11/24/22	Oregon St.	19	14
Ryan Young (4)	11/24/22	Oregon St.	11	15
Kyle Filipowski (5)	12/3/22	Boston Coll.	13	10
Kyle Filipowski (6)	12/6/22	Iowa	12	10
Ryan Young (5)	12/31/22	Fla. St.	20	12
Kyle Filipowski (7)	1/11/23	Pitt	28	15
Kyle Filipowski (8)	1/14/23	Clemson	18	14
Kyle Filipowski (9)	1/21/23	Miami	17	14
Kyle Filipowski (10)	1/23/23	Va Tech	29	10
Kyle Filipowski (11)	1/31/23	Wake Forest	16	11
Kyle Filipowski (12)	2/18/23	Syracuse	14	12
Jeremy Roach (1)	2/25/23	Va Tech	19	11-a
Kyle Filipowski (13)	2/28/23	NC State	11	14
Kyle Filipowski (14)	3/2/23	North Carolina	22	13
Tyrese Proctor (2)	3/10/23	Pitt	11	10-a
Kyle Filipowski (15)	3/10/23	Miami	17	11
Kyle Filipowski (16)	3/11/23	Virginia	20	10
<b>Jared McCain (1)</b>	<b>11/17/23</b>	<b>Bucknell</b>	<b>17</b>	<b>10</b>
<b>Sean Stewart (1)</b>	<b>11/21/23</b>	<b>La Salle</b>	<b>16</b>	<b>10</b>
<b>Kyle Filipowski (17)</b>	<b>11/24/23</b>	<b>Southern Indiana</b>	<b>21</b>	<b>14</b>
<b>Kyle Filipowski (18)</b>	<b>11/29/23</b>	<b>Arkansas</b>	<b>26</b>	<b>10</b>
<b>Kyle Filipowski (19)</b>	<b>12/12/23</b>	<b>Hofstra</b>	<b>28</b>	<b>12</b>
<b>Kyle Filipowski (20)</b>	<b>12/20/23</b>	<b>Baylor</b>	<b>13</b>	<b>10</b>
<b>Mark Mitchell (1)</b>	<b>1/6/24</b>	<b>Notre Dame</b>	<b>23</b>	<b>14</b>
<b>Kyle Filipowski (21)</b>	<b>1/9/24</b>	<b>Pittsburgh</b>	<b>26</b>	<b>10</b>
<b>Kyle Filipowski (22)</b>	<b>1/13/24</b>	<b>Georgia Tech</b>	<b>30</b>	<b>13</b>
<b>Kyle Filipowski (23)</b>	<b>1/23/24</b>	<b>Louisville</b>	<b>17</b>	<b>15</b>
<b>Mark Mitchell (2)</b>	<b>1/23/24</b>	<b>Louisville</b>	<b>20</b>	<b>12</b>
<b>Jared McCain (2)</b>	<b>2/3/24</b>	<b>North Carolina</b>	<b>23</b>	<b>11</b>
<b>Mark Mitchell (3)</b>	<b>2/7/24</b>	<b>Notre Dame</b>	<b>13</b>	<b>10</b>
<b>Jared McCain (3)</b>	<b>2/10/24</b>	<b>Boston College</b>	<b>11</b>	<b>10</b>
<b>Jared McCain (4)</b>	<b>2/12/24</b>	<b>Wake Forest</b>	<b>17</b>	<b>10</b>
<b>Kyle Filipowski (24)</b>	<b>2/12/24</b>	<b>Wake Forest</b>	<b>21</b>	<b>11</b>

**bold** - this season  
@ while playing at Northwestern  
Double-doubles are points-rebounds, unless noted

## DUKE IN THE ASSOCIATED PRESS POLL

### DUKE'S AP POLL HISTORY

Total Polls Ranked	888 (70%)
Top 10 Rankings	728 (57%)
Top 5 Rankings	434 (34%)
No. 1 Rankings	145 (12%)
Longest Consecutive Polls Ranked	200 <sup>1</sup>
Current Streak	17

<sup>1</sup> - Duke was ranked in 200 consecutive polls from 1997-2007, the third-longest streak in college basketball history.

#### YEARS RANKED

Total Years	63
Consecutive Years	41
Current Streak	41

#### FINAL POLL

Total Polls	51 (68%)
Top 10	39 (53%)
Top 5	17 (23%)
High Rank	1 (eight times)

#### NO. 1 RANKING

Total Weeks	145
Most No. 1 Weeks in Succession	18 (1992)

### DUKE IN THE POLLS | 2023-24 SEASON

Date	AP	Coaches
Preseason	2	3
Week 2	9	9
Week 3	9	9
Week 4	7	7
Week 5	22	21
Week 6	21	19
Week 7	21	19
Week 8	16	15
Week 9	14	13
Week 10	11	11
Week 11	7	6
Week 12	12	12
Week 13	7	7
Week 14	9	10
Week 15	9	8
Week 16	8	7
Week 17		
Week 18		
<b>Final</b>		

### DUKE IN TOP 10 / TOP 25 CHARTS

#### CONSECUTIVE WEEKS IN AP TOP 25 RANKINGS | ALL-TIME

1. Kansas	231 (2009-20)
2. UCLA	221 (1967-80)
<b>3. Duke</b>	<b>200 (1997-07)</b>
4. North Carolina	172 (1991-00)
5. North Carolina	171 (1973-83)
<b>6. Duke</b>	<b>167 (2008-16)</b>
7. Marquette	166 (1970-80)
8. Kentucky	164 (1991-00)
9. Kansas	145 (1991-99)
<b>10. Duke</b>	<b>143 (1987-95)</b>

» *The Blue Devils have been in 505 of the last 525 polls*

#### CONSECUTIVE AP TOP-10 RANKINGS | ACC

<b>1. Duke</b>	<b>122 (11/26/07-1/6/14)</b>
<b>2. Duke</b>	<b>75 (12/26/61-12/6/66)</b>
<b>3. Duke</b>	<b>69 (1/22/91-12/26/94)</b>
4. Maryland	68 (11/25/72-3/2/76)
<b>5. Duke</b>	<b>67 (12/20/99-3/3/03)</b>

#### CONSECUTIVE AP TOP-10 RANKINGS | NCAA

1. UCLA	155 (11/15/66-1/20/76)
<b>2. Duke</b>	<b>122 (11/26/07-1/6/14)</b>
3. Kentucky	91 (3/14/94-2/15/99)
4. Gonzaga	84 (2/12/18-11/28/22)
5. Kansas	76 (11/21/94-12/7/98)
<b>6. Duke</b>	<b>75 (12/26/61-12/6/66)</b>
<b>7. Duke</b>	<b>69 (1/22/91-12/26/94)</b>
8. Maryland	68 (11/25/72-3/2/76)
<b>9. Duke</b>	<b>67 (12/20/99-3/3/03)</b>
10. Marquette	66 (2/17/70-2/26/74)

All charts through Feb. 19, 2024

### TOP 25 FACTS & RECORDS

Rank	Total Weeks Ranked	Last Time	Games	Record as Rank	Pct.	Record vs. Rank	Pct.
No. 1	145	11/29/2021	284	243-41	.856	10-21	.323
No. 2	90	Pre 2023-24	166	142-24	.855	18-28	.391
No. 3	76	12/6/2021	148	121-27	.818	17-24	.415
No. 4	59	2/28/2022	112	94-18	.839	13-20	.394
No. 5	64	11/22/2021	131	100-31	.763	12-22	.353
No. 6	73	1/17/2022	156	122-34	.782	18-11	.621
No. 7	70	1/29/2024	139	103-36	.741	18-17	.514
<b>No. 8</b>	<b>60</b>	<b>2/19/2024</b>	<b>103</b>	<b>84-19</b>	<b>.816</b>	12-22	.353
No. 9	49	2/12/2024	100	79-21	.790	15-15	.500
No. 10	43	12/7/2020	58	42-16	.724	13-7	.650
No. 11	19	1/8/2024	33	24-9	.727	17-14	.548
No. 12	19	1/22/2024	34	27-7	.794	15-7	.682
No. 13	15	12/19/2007	32	28-4	.875	19-10	.655
No. 14	17	1/1/2024	34	26-8	.765	20-8	.714
No. 15	14	12/5/2022	28	22-6	.786	14-9	.609
No. 16	14	12/25/2023	24	13-11	.542	11-6	.647
No. 17	19	12/26/2022	34	22-12	.647	14-10	.583
No. 18	11	2/6/2017	21	14-7	.667	11-10	.524
No. 19	11	1/11/2021	19	9-10	.474	13-7	.650
No. 20	9	12/28/2020	12	10-2	.833	11-13	.458
No. 21	8	12/18/2023	13	12-1	.923	8-2	.800
No. 22	1	12/4/2023	1	1-0	1.000	7-3	.700
No. 23	1	1/13/2014	2	2-0	1.000	9-2	.818
No. 24	2	1/9/2023	3	1-2	.333	8-3	.727
No. 25	0	Never	-	0-0	.000	4-1	.800
<b>Totals</b>	<b>888</b>	<b>2/19/2024</b>	<b>1,687</b>	<b>1,341-346</b>	<b>.795</b>	<b>327-291</b>	<b>.529</b>

### DUKE AT NO. 1 CHARTS

#### END OF SEASON NO. 1 RANKINGS | ALL-TIME

1. Kentucky	10
<b>2. Duke</b>	<b>8</b>
UCLA	8
4. North Carolina	6
5. Kansas	4
Ohio State	4

#### END OF SEASON NO. 1 RANKINGS | SINCE 1986

<b>1. Duke</b>	<b>8</b>
2. Kansas	4
3. Kentucky	3
North Carolina	3
Gonzaga	3
6. Ohio State	2
UNLV	2

#### WEEKS RANKED NO. 1 | ALL-TIME

<b>1. Duke</b>	<b>145</b>
2. UCLA	134
3. Kentucky	125
4. North Carolina	113
5. Kansas	77
6. Indiana	54
7. Cincinnati	45
8. Gonzaga	42
9. Arizona	39
10. Ohio State	37

#### WEEKS RANKED NO. 1 | ACC SCHOOLS

<b>1. Duke</b>	<b>145</b>
2. North Carolina	113
3. Virginia	17
4. NC State	13
5. Syracuse*	3
Wake Forest	3
7. Louisville*	2
8. Georgia Tech	1

\* as ACC member

#### WEEKS RANKED NO. 1 | SINCE 1985 (NCAA TOURNEY EXPANSION)

<b>1. Duke</b>	<b>127</b>
2. North Carolina	72
3. Kansas	68
4. Kentucky	48
5. Gonzaga	42

#### WEEKS RANKED NO. 1 | SINCE 2001 (THIS CENTURY)

<b>1. Duke</b>	<b>74</b>
2. Gonzaga	42
Kansas	42
4. Kentucky	38
5. North Carolina	34

#### GAMES RANKED NO. 1 | ALL-TIME (SINCE 1949)

<b>1. Duke</b>	<b>284 (243-41)</b>
2. UCLA	257 (242-15)
3. Kentucky	233 (203-30)
4. North Carolina	223 (190-33)
5. Kansas	132 (111-21)
6. Indiana	98 (88-10)
7. Cincinnati	79 (71-8)
8. Ohio State	77 (71-6)
9. Gonzaga	74 (66-8)
10. UNLV	72 (66-6)

#### GAMES RANKED NO. 1 | SINCE 1998

<b>1. Duke</b>	<b>182 (153-29)</b>
2. North Carolina	84 (71-13)
3. Kentucky	81 (72-9)
4. Gonzaga	74 (66-8)
5. Kansas	70 (59-11)
6. Connecticut	50 (42-8)
7. Arizona	39 (33-6)
8. Villanova	34 (28-6)
9. Florida	32 (26-6)
Illinois	32 (30-2)

#### CONSECUTIVE SEASONS RANKED NO. 1 | NCAA

1. UCLA	12 (1964-75)
<b>2. Duke</b>	<b>7 (1998-04)</b>
3. Kansas	5 (1993-97)
<b>4. Duke</b>	<b>4 (2017-20)</b>
Kentucky	4 (2014-17)
<b>6. Duke</b>	<b>3 (1992-94)</b>
North Carolina	3 (1957-59)
North Carolina	3 (1982-84)
North Carolina	3 (1986-88)
North Carolina	3 (1993-95)
North Carolina	3 (2007-09)
Villanova	3 (2016-18)

All charts through Feb. 19, 2024



#20 • NEAL BEGOVICH

F • 6-9 • 230 • Grad. • San Francisco, Calif. • St. Ignatius College Prep • Stanford

2023-24 Season

- » A graduate transfer to Duke after a four-year playing career at Stanford
- » Earned his economics degree from Stanford and is pursuing his Master of Management Studies graduate degree from Duke's Fuqua School of Business
- » Made his Duke debut against Dartmouth, playing two minutes and grabbing one rebound
- » Logged a season-high four minutes against Bucknell (11/17), reeling in one rebound

Before Duke

- » Appeared in a total of 15 games for the Cardinal, including two starts
- » Shot 6-of-14 (.429) from the field at Stanford

Personal

- » His older brothers, Daniel and Joseph, both played basketball at Stanford
- » Joins Daniel in Durham, who is in his second year as a graduate assistant for the Blue Devils

LAST FIVE GAME STATS

Date	Opponent	Start	FG	Pct.	3FG	Pct.	FT	Pct.	Reb	PF	Pts	Ast	TO	Blk	Stl	Min
2/3	at North Carolina	dnp														
2/7	Notre Dame	dnp														
2/10	Boston College	dnp														
2/12	Wake Forest	dnp														
2/17	at Florida State	dnp														

CAREER HIGHS

3 at N.C. A&T (12/6/20)	Points	--
3 vs. Washington (2/26/23)	Rebounds	1, 3x, last vs. Queens (12/30/23)
2 vs. Green Bay (12/16/22)	Assists	--
1 vs. Green Bay (12/16/22)	Steals	--
1 at Oregon State (3/2/23)	Blocks	--
1, 6x, last vs. Green Bay (12/16/22)	FG Made	--
1 at N.C. A&T (12/6/20)	3FG Made	--
2 at Oregon State (3/2/23)	FT Made	--
6 vs. Washington (2/26/23)	Minutes	4 vs. Bucknell (11/17/23)

SEASON HIGHS

PRODUCTION	Season	Career
Double-figure points	--	--
Double-doubles	--	--
20-point games	--	--
Dunks	--	--
5+ rebounds	--	--
3+ assists	--	--
2+ steals	--	--
Three-point plays	--	--

Career Statistics

Season	GP-GS	Min	FG-FGA	Pct.	3PT-A	Pct.	FT-FTA	Pct.	Reb	Avg.	PF-DQ	Ast	TO	Blk	Stl	Pts	Avg
2020-21	3-0	7	3-3	1.000	1-1	1.000	0-0	.000	1	0.3	0-0	0	0	0	0	7	2.3
2021-22	4-0	11	1-2	.500	0-1	.000	0-0	.000	1	0.3	2-0	0	0	0	0	2	0.5
2022-23	8-2	28	2-9	.222	0-4	.000	3-5	.600	9	1.1	4-0	2	1	1	7	0.9	
2023-24	5-0	10	0-2	.000	0-2	.000	0-0	.000	3	0.6	0-0	0	0	0	0	0	0.0
<b>Totals</b>	<b>20-2</b>	<b>56</b>	<b>6-16</b>	<b>.375</b>	<b>1-8</b>	<b>.125</b>	<b>3-5</b>	<b>.600</b>	<b>14</b>	<b>0.7</b>	<b>6-0</b>	<b>2</b>	<b>1</b>	<b>1</b>	<b>1</b>	<b>16</b>	<b>0.8</b>

#2 • JAYLEN BLAKES

G • 6-2 • 204 • Jr. • Somerset, N.J. • Blair Academy

2023-24 Season

- » Played 18 minutes versus UNC Pembroke, scoring four points while logging two assists and a rebound
- » One of four Blue Devils in double-digits vs. Dartmouth, scoring 10 points on 3-for-3 shooting while grabbing two rebounds and swiping a team-high three steals
- » Turned in a perfect shooting performance against Charlotte, shooting 5-of-5 from the field, including 3-of-3 from deep and 2-2 from the charity stripe -- scoring a season-high 15 total points
- » Averaged 18.7 minutes and 6.4 points per game across three contests while helping fill in with Tyrese Proctor out due to injury
- » Three steals and two assists in pivotal 15 minutes of action against Syracuse (1/2)
- » Made his first start of the season versus Pittsburgh (1/20)

Career

- » Two-time letterwinner for the Blue Devils
- » Has played in a total of 65 games, including two starts as a sophomore
- » Averaged career highs in minutes, points and rebounds during his sophomore season
- » One of six Duke student-athletes that participated in the ACC's 2023 Unity Tour in Washington, D.C.
- » Competed for USA East Coast Basketball in the summer of 2022 on an overseas tour in Barcelona with other U.S. collegiate players

Personal

- » Chose Duke over Texas, Georgetown and Stanford, among others
- » Former Blue Devil and NBA All-Star Luol Deng played for Blair Academy in 2003

LAST FIVE GAME STATS

Date	Opponent	Start	FG	Pct.	3FG	Pct.	FT	Pct.	Reb	PF	Pts	Ast	TO	Blk	Stl	Min
2/3	at North Carolina	dnp														
2/7	Notre Dame	0-2	.000	0-0	.000	0-0	.000	0-0-0	0	0	0	0	0	0	1	9
2/10	Boston College	0-0	.000	0-0	.000	0-0	.000	0-0-0	1	0	0	0	0	0	0	2
2/12	Wake Forest	0-0	.000	0-0	.000	0-0	.000	0-0-0	0	0	0	0	0	0	0	1
2/14	at Florida State	1-1	1.000	0-0	.000	3-3	1.000	0-0-0	1	5	0	0	0	0	1	10

CAREER HIGHS

17, 2x, last vs. Florida State (12/31/22)	Points	15 vs. Charlotte (12/9/23)
5 at Clemson (1/14/23)	Rebounds	3, 3x, last vs. Queens (12/30/23)
5 vs. Boston College (12/3/22)	Assists	2, 3x, last vs. Syracuse (1/2/24)
3, 3x, last vs. Syracuse (1/2/24)	Steals	3, 2x, last vs. Syracuse (1/2/24)
2 vs. Dartmouth (11/6/23)	Blocks	2 vs. Dartmouth (11/6/23)
6, 2x, vs. Florida State (12/31/22)	FG Made	5 vs. Charlotte (12/9/23)
4 vs. Florida State (12/31/22)	3FG Made	3 vs. Charlotte (12/9/23)
3, 6x, last at Florida State (2/17/24)	FT Made	3, 2x, last at Florida State (2/17/24)
30 vs. Florida State (12/31/22)	Minutes	21 vs. Charlotte (12/9/23)

SEASON HIGHS

PRODUCTION	Season	Career
Double-figure points	2	4
Double-doubles	--	--
20-point games	--	--
Dunks	1	4
5+ rebounds	--	1
3+ assists	--	3
2+ steals	2	7
Three-point plays	2	5
Four-point plays	--	--

Career Statistics

Season	GP-GS	Min	FG-FGA	Pct.	3PT-A	Pct.	FT-FTA	Pct.	Reb	Avg.	PF-DQ	Ast	TO	Blk	Stl	Pts	Avg
2021-22	21-0	93	8-28	.286	5-17	.294	0-1	.000	15	0.7	10-0	11	8	0	4	21	1.0
2022-23	32-2	421	33-93	.355	15-44	.341	24-37	.649	46	1.4	42-1	39	19	5	18	105	3.3
2023-24	22-1	228	17-36	.472	5-15	.333	12-13	.923	18	0.9	24-0	11	6	5	15	51	2.3
<b>Totals</b>	<b>75-3</b>	<b>744</b>	<b>58-157</b>	<b>.369</b>	<b>25-76</b>	<b>.329</b>	<b>36-51</b>	<b>.706</b>	<b>79</b>	<b>1.1</b>	<b>76-1</b>	<b>61</b>	<b>33</b>	<b>10</b>	<b>37</b>	<b>177</b>	<b>2.4</b>

Career ACC Regular Season Statistics

Season	GP-GS	Min	FG-FGA	Pct.	3PT-A	Pct.	FT-FTA	Pct.	Reb	Avg.	PF-DQ	Ast	TO	Blk	Stl	Pts	Avg
2021-22	10-0	22	2-8	.250	1-6	.167	0-1	.000	3	0.3	5-0	2	1	0	1	5	0.5
2022-23	17-2	213	18-46	.391	8-21	.381	9-13	.692	21	1.2	26-1	20	11	3	9	53	3.1
2023-24	11-1	92	3-13	.231	1-6	.167	7-7	1.000	4	0.4	14-0	3	2	3	9	14	1.3
<b>Totals</b>	<b>38-3</b>	<b>327</b>	<b>23-67</b>	<b>.343</b>	<b>10-33</b>	<b>.303</b>	<b>16-21</b>	<b>.762</b>	<b>27</b>	<b>0.7</b>	<b>45-1</b>	<b>25</b>	<b>14</b>	<b>6</b>	<b>19</b>	<b>72</b>	<b>1.9</b>

**2022-23 Season**

- » Made season debut against USC Upstate (11/11), grabbing a defensive rebound in two minutes of action

**Career**

- » Played for the Portuguese U20 National Team during the FIBA European Group A Challenger in the summer of 2021, averaging 7.6 points, 6.2 rebounds, 1.2 assists and 1.0 steals
- » Member of the Besiktas J.K. U18 team for two seasons
- » As a freshman, led his high school varsity team to its first CEESA (Central-Eastern European Schools Association) Division A Championship

**Personal**

- » Also played tennis in high school
- » Joined the Duke men's basketball team as a walk-on in September 2021
- » His grandfather, Stanley Borden, played basketball at Mississippi State
- » Holds dual citizenship in Portugal and played for the Portuguese U20 National Team

**LAST FIVE GAME STATS**

Date	Opponent	Start	FG	Pct.	3FG	Pct.	FT	Pct.	Reb	PF	Pts	Ast	TO	Blk	Stl	Min
2/3	at North Carolina		dnp	(coach's decision)												
2/7	Notre Dame		dnp	(coach's decision)												
2/10	Boston College		dnp	(coach's decision)												
2/12	Wake Forest		dnp	(coach's decision)												
2/17	at Florida State		dnp	(coach's decision)												

**CAREER HIGHS**

	Points	Season	Career
1, 2x, last vs. USC Upstate (11/11/21)	Rebounds	--	--
--	Assists	--	--
--	Steals	--	--
--	FG Made	--	--
--	3FG Made	--	--
--	FT Made	--	--
2, vs. USC Upstate (11/11/22)	Minutes	--	--

**SEASON HIGHS**

	Season	Career
Double-figure points	--	--
Double-doubles	--	--
20-point games	--	--
Dunks	--	--
5+ rebounds	--	--
2+ blocks	--	--
2+ steals	--	--
Three-point plays	--	--

**Career Statistics**

Season	GP-GS	Min	FG-FGA	Pct.	3PT-A	Pct.	FT-FTA	Pct.	Reb	Avg.	PF-DQ	Ast	TO	Blk	Stl	Pts	Avg
2021-22	1-0	1	0-0	.000	0-0	.000	0-0	.000	1	1.0	0-0	0	0	0	0	0	0.0
2022-23	1-0	2	0-0	.000	0-0	.000	0-0	.000	1	1.0	0-0	0	0	0	0	0	0.0
<b>Totals</b>	<b>2-0</b>	<b>3</b>	<b>0-0</b>	<b>.000</b>	<b>0-0</b>	<b>.000</b>	<b>0-0</b>	<b>.000</b>	<b>2</b>	<b>1.0</b>	<b>0-0</b>	<b>0</b>	<b>0</b>	<b>0</b>	<b>0</b>	<b>0</b>	<b>0.0</b>

**2023-24 Season**

- » ACC Preseason Player of the Year, AP Preseason All-America, Sporting News Preseason First Team All-America, ACC Preseason First Team All-ACC
- » Named to Karl Malone Award midseason Top-10 and Wooden Award late-season Top-20
- » Through 24 games as a sophomore, Filipowski is on pace to improve in nearly all statistical categories, including already surpassing his freshman block and assists totals
- » 25 points in season opener against Dartmouth -- 22nd Blue Devil to score 25+ in the first game of a season. Shot 10-of-12 (.833) from the field against Dartmouth -- the fourth-best shooting percentage by a Blue Devil with at least 10 shots in a season opener
- » Finished with 28 points, 12 rebounds and eight assists versus Hofstra -- the first Blue Devil ever with that stat line and just the 10th with at least 25/10/5
- » Shot 11-of-12 (.917) from the field at Pittsburgh (1/9), including 4-of-4 from deep, en route to 26 points. Added 10 rebounds for his fifth double-double of the season
- » The 91.7% from the field marked the best shooting percentage by a Blue Devil with at least 10 attempts since Zion Williamson finished 13-of-13 vs. Syracuse (3/14/19)
- » Set a season-high, and matched his career-high, with 15 boards at Louisville (1/23), adding 17 points and dishing five assists
- » Scored 21 points and added 11 rebounds against Wake Forest (2/12), marking his eight double-double of the season and 24th of his career through 60 games as a Blue Devil

**Career**

- » ACC Rookie of the Year, All-ACC Second Team, ACC Tournament MVP, Honorable Mention All-America, Kyle Macy Freshman of the Year following the 2022-23 season
- » ACC Player of the Week (12/18), National Player of the Week (CollegeInsider.com) on Jan. 15, 2024
- » First player in ACC history to open a season with four consecutive Rookie of the Week honors
- » Scored in double-figures in 31 games as a freshman, including in each of the first 12 games

**High School**

- » Named the Massachusetts Boys Basketball Gatorade Player of the Year as a junior in 2020-21
- » Named to the 2021 USA Basketball 3x3 U18 World Cup, where he led the Americans to the gold medal
- » Held a 4.02 cumulative GPA in high school and received Magna Cum Laude Award for Academic Excellence
- » Wearing No. 30 at Duke -- selecting that number as it is the number worn by head coach Jon Scheyer when he played at Duke

**Personal**

- » Father, Dave, played on the men's basketball team at Slippery Rock University from 1979-81
- » Mother, Becky, played on the women's basketball team at Long Beach State from 1982-84
- » Twin brother, Matthew, is a member of the Harvard men's basketball team

**LAST FIVE GAME STATS**

Date	Opponent	Start	FG	Pct.	3FG	Pct.	FT	Pct.	Reb	PF	Pts	Ast	TO	Blk	Stl	Min
2/3	at North Carolina	*	9-17	.529	1-6	.167	3-5	.600	1-4-5	4	22	0	2	1	0	31
2/7	Notre Dame	*	2-9	.222	0-1	.000	4-6	.667	5-4-9	4	8	3	3	1	1	21
2/10	Boston College	*	7-15	.467	2-4	.500	0-1	.000	0-1-1	2	16	3	1	1	1	35
2/12	Wake Forest	*	8-14	.571	1-6	.167	4-7	.571	3-8-11	2	21	2	4	2	1	38
2/17	at Florida State	*	3-7	.429	0-0	.000	2-2	1.000	1-7-8	4	8	1	6	0	0	28

**CAREER HIGHS**

	Points	Season	Career
30 vs. Georgia Tech (1/13/24)	Rebounds	30 vs. Georgia Tech (1/13/24)	15 at Louisville (1/23/24)
15, 3x, last at Louisville (1/23/24)	Assists	8 vs. Hofstra (12/12/23)	8 vs. Hofstra (12/12/23)
8 vs. Hofstra (12/12/23)	Steals	4, 2x, last vs. Oral Roberts (3/16/23)	3, 2x, last vs. Queens (12/30/23)
4, 2x, last vs. Oral Roberts (3/16/23)	Blocks	5 vs. Queens (12/30/23)	5 vs. Queens (12/30/23)
5 vs. Queens (12/30/23)	FG Made	11 at Pittsburgh (1/9/24)	11 at Pittsburgh (1/9/24)
11 at Pittsburgh (1/9/24)	3FG Made	4, 3x, last vs. Georgia Tech (1/13/24)	4, 3x, last vs. Georgia Tech (1/13/24)
4, 5x, last vs. Georgia Tech (1/13/24)	FT Made	7 at Arkansas (11/29/23)	7 at Arkansas (11/29/23)
11 vs. Pittsburgh (1/11/23)	Minutes	38 vs. Wake Forest (2/12/24)	38 vs. Wake Forest (2/12/24)
38, 3x, last vs. Wake Forest (2/12/24)			

**SEASON HIGHS**

**Career Statistics**

Season	GP-GS	Min	FG-FGA	Pct.	3PT-A	Pct.	FT-FTA	Pct.	Reb	Avg.	PF-DQ	Ast	TO	Blk	Stl	Pts	Avg
2022-23	36-36	1047	189-429	.441	35-124	.282	130-170	.765	322	8.9	93-2	56	89	26	47	543	15.1
2023-24	25-25	755	156-314	.497	29-84	.345	84-129	.651	208	8.3	72-1	67	57	42	27	425	17.0
<b>Totals</b>	<b>61-61</b>	<b>1802</b>	<b>345-743</b>	<b>.464</b>	<b>64-208</b>	<b>.308</b>	<b>214-299</b>	<b>.716</b>	<b>530</b>	<b>8.7</b>	<b>165-3</b>	<b>123</b>	<b>146</b>	<b>68</b>	<b>74</b>	<b>968</b>	<b>15.9</b>

**Career ACC Regular Season Statistics**

Season	GP-GS	Min	FG-FGA	Pct.	3PT-A	Pct.	FT-FTA	Pct.	Reb	Avg.	PF-DQ	Ast	TO	Blk	Stl	Pts	Avg
2022-23	20-20	600	101-241	.419	16-66	.242	82-107	.766	184	9.2	54-1	32	57	17	21	300	15.0
2023-24	14-14	445	80-169	.473	17-49	.347	44-74	.595	111	7.9	41-1	36	37	22	11	221	15.8
<b>Totals</b>	<b>34-34</b>	<b>1045</b>	<b>181-410</b>	<b>.441</b>	<b>33-115</b>	<b>.287</b>	<b>126-181</b>	<b>.696</b>	<b>295</b>	<b>8.7</b>	<b>95-2</b>	<b>68</b>	<b>94</b>	<b>39</b>	<b>32</b>	<b>521</b>	<b>15.3</b>

	Season	Career
Double-figure points	20	51
Double-doubles	8	24
20-point games	9	15
30-point games	1	1
Dunks	17	37
3+ 3-point field goals	5	8
5+ rebounds	22	53
3+ assists	13	18
2+ steals	6	18
2+ blocks	10	16
Three-point plays	10	25

#1 • CALEB FOSTER

G • 6-5 • 197 • Fr. • Harrisburg, N.C. • Notre Dame [Calif.]

2023-24 Season

- » Scored double-figures in his Duke debut, logging 15 points on 6-of-10 shooting against Dartmouth
- » Burst onto the scene with an 18-point performance versus Michigan State in the Champions Classic (11/14), connecting on four three-pointers
- » 17th Duke freshman all-time to shoot .800 or better from three with at least five attempts and first since AJ Griffin during the 2021-22 season
- » Career-high seven assists at Pittsburgh (1/7) while also scoring eight points and two rebounds
- » Led the team in rebounds, assists and steals versus Pittsburgh (1/20), including career-highs for boards (6) and steals (3)
- » Team-high 13 points versus Notre Dame (2/7), including a perfect 4-for-4 from the charity stripe
- » Matched his career-high with six rebounds versus Boston College (2/10)
- » Started at Florida State (2/17), playing 35 minutes and scoring four points while dishing three assists with just one turnover

LAST FIVE GAME STATS																
Date	Opponent	Start	FG	Pct.	3FG	Pct.	FT	Pct.	Reb	PF	Pts	Ast	TO	Blk	Stl	Min
2/3	at North Carolina		2-4	.500	0-1	.000	0-0	.000	0-2-2	5	4	1	2	0	1	19
2/7	Notre Dame		4-8	.500	1-3	.333	4-4	1.000	0-1-1	1	13	2	1	0	1	26
2/10	Boston College		1-3	.333	1-3	.333	2-2	1.000	0-6-6	2	5	2	1	0	1	25
2/12	Wake Forest		0-4	.000	0-2	.000	4-4	1.000	0-0-0	4	4	1	0	0	1	26
2/17	at Florida State	*	2-7	.286	0-1	.000	0-0	.000	2-2-4	1	4	3	1	0	0	35

High School

- » Rated by 247Sports with five stars as the No. 22 player nationally, the No. 4 combo guard and the No. 3 player from the state of California
- » Rated by ESPN with five stars as the No. 24 player nationally, the No. 7 point guard and the No. 4 player from the state of California
- » Transferred from Oak Hill Academy in Virginia to Notre Dame High School in California for his senior season
- » Named MaxPreps California Player of the Year following his senior season after averaging 21.4 points, 6.8 rebounds and 3.9 assists per game
- » Played for Team Thad (Tenn.) on the Nike EYBL circuit
- » Averaged 28.3 points, 5.7 rebounds and 4.7 assists a game in the final EYBL session in Kansas City in the summer of 2022
- » Was a force at the 2022 Nike Peach Jam, averaging 25.2 points, shooting .444 from the three-point line with 4.7 assists a game

Personal

- » Son of Nickey and Yvonne Foster
- » Has a brother, Jordan Marsh, and three sisters - Ivy, Candace and Jasmine

CAREER HIGHS

18 vs. Michigan State (11/14/23)	Points	18 vs. Michigan State (11/14/23)
6, 2x, last vs. Boston College (2/10/24)	Rebounds	6, 2x, last vs. Boston College (2/10/24)
7 at Pittsburgh (1/9/24)	Assists	7 at Pittsburgh (1/9/24)
3 vs. Pittsburgh (1/20/24)	Steals	3 vs. Pittsburgh (1/20/24)
1, 2x, last at Georgia Tech (12/2/23)	Blocks	1, 2x, last at Georgia Tech (12/2/23)
7 vs. Michigan State (11/14/23)	FG Made	7 vs. Michigan State (11/14/23)
4 vs. Michigan State (11/14/23)	3FG Made	4 vs. Michigan State (11/14/23)
5 vs. Pittsburgh (1/20/24)	FT Made	5 vs. Pittsburgh (1/20/24)
36 at Georgia Tech (12/2/23)	Minutes	36 at Georgia Tech (12/2/23)

SEASON HIGHS

PRODUCTION	Season	Career
Double-figure points	7	7
Double-doubles	--	--
20-point games	--	--
Dunks	2	2
3+ 3-point field goals	2	2
5+ rebounds	3	3
3+ assists	7	7
2+ steals	3	3
Three-point plays	1	1

Career Statistics

Season	GP-GS	Min	FG-FGA	Pct.	3PT-A	Pct.	FT-FTA	Pct.	Reb	Avg.	PF-DQ	Ast	TO	Blk	Stl	Pts	Avg
2023-24	25-13	638	66-155	.426	23-60	.383	33-48	.688	60	2.4	51-1	51	26	2	16	188	7.5
<b>Totals</b>	<b>25-13</b>	<b>638</b>	<b>66-155</b>	<b>.426</b>	<b>23-60</b>	<b>.383</b>	<b>33-48</b>	<b>.688</b>	<b>60</b>	<b>2.4</b>	<b>51-1</b>	<b>51</b>	<b>26</b>	<b>2</b>	<b>16</b>	<b>188</b>	<b>7.5</b>

Career ACC Regular Season Statistics

Season	GP-GS	Min	FG-FGA	Pct.	3PT-A	Pct.	FT-FTA	Pct.	Reb	Avg.	PF-DQ	Ast	TO	Blk	Stl	Pts	Avg
2023-24	14-9	363	29-75	.387	13-30	.433	16-23	.696	31	2.2	34-0	34	13	1	14	87	6.2
<b>Totals</b>	<b>14-9</b>	<b>363</b>	<b>29-75</b>	<b>.387</b>	<b>13-30</b>	<b>.433</b>	<b>16-23</b>	<b>.696</b>	<b>31</b>	<b>2.2</b>	<b>34-0</b>	<b>34</b>	<b>13</b>	<b>1</b>	<b>14</b>	<b>87</b>	<b>6.2</b>

#55 • SPENCER HUBBARD

G • 5-8 • 157 • Sr. • Los Angeles, Calif. • Harvard Westlake

2023-24

- » Was awarded a scholarship ahead of the season after playing for the Blue Devils as a walk-on for the previous two seasons
- » Scored first career bucket against Dartmouth while adding first career assist
- » Played a season-high four minutes against Bucknell, grabbing a defensive rebound

LAST FIVE GAME STATS																
Date	Opponent	Start	FG	Pct.	3FG	Pct.	FT	Pct.	Reb	PF	Pts	Ast	TO	Blk	Stl	Min
2/3	at North Carolina		dnp	(coach's decision)												
2/7	Notre Dame		dnp	(coach's decision)												
2/10	Boston College		dnp	(coach's decision)												
2/12	Wake Forest		dnp	(coach's decision)												
2/17	at Florida State		dnp	(coach's decision)												

Personal

- » His mother, Beth, attended Duke University
- » His uncle, Joe Hubbard, has spent time on the football staffs at USC, UNLV and the Los Angeles Rams
- » Was a member of Duke's practice squad his freshman year before earning a walk-on spot as a sophomore

CAREER HIGHS

2 vs. Dartmouth (11/6/23)	Points	2 vs. Dartmouth (11/6/23)
1, 3x, last vs. Queens (12/30/23)	Rebounds	1, 3x, last vs. Queens (12/30/23)
1, 2x, last vs. Queens (12/30/23)	Assists	1, 2x, last vs. Queens (12/30/23)
1 vs. USC Upstate (11/11/22)	Steals	--
1 vs. Dartmouth (11/6/23)	FG Made	1 vs. Dartmouth (11/6/23)
--	3FG Made	--
1 vs. Elon (12/18/21)	FT Made	--
5 vs. USC Upstate (11/11/22)	Minutes	4 vs. Bucknell (11/17/23)

SEASON HIGHS

Career Statistics

Season	GP-GS	Min	FG-FGA	Pct.	3PT-A	Pct.	FT-FTA	Pct.	Reb	Avg.	PF-DQ	Ast	TO	Blk	Stl	Pts	Avg
2021-22	3-0	6	0-0	.000	0-0	.000	1-2	.500	1	0.3	1-0	0	0	0	0	1	0.3
2022-23	3-0	9	0-2	.000	0-1	.000	0-0	.000	1	0.3	2-0	0	2	0	1	0	0.0
2023-24	5-0	10	1-3	.333	0-2	.000	0-0	.000	2	0.4	2-0	2	0	0	0	2	0.4
<b>Totals</b>	<b>11-0</b>	<b>25</b>	<b>1-5</b>	<b>.200</b>	<b>0-3</b>	<b>.000</b>	<b>1-2</b>	<b>.500</b>	<b>4</b>	<b>0.4</b>	<b>5-0</b>	<b>2</b>	<b>2</b>	<b>0</b>	<b>1</b>	<b>3</b>	<b>0.3</b>

PRODUCTION	Season	Career
Double-figure points	--	--
Double-doubles	--	--
20-point games	--	--
Dunks	--	--
3+ 3-point field goals	--	--
5+ rebounds	--	--
2+ blocks	--	--
Three-point plays	--	--

2023-24

- » CBS Sports/USBWA Freshman of the Week (12/26), 2x ACC Rookie of the Week (1/29, 2/19)
- » Recorded first career double-double versus Bucknell, scoring 17 points with 10 rebounds, including four 3's in the second half
- » 11 rebounds, seven on the defensive glass, at Arkansas
- » First career game with 20+ points in Duke's win over Charlotte, scoring 21 on 7-of-13 shooting from the field
- » Secured his fifth 20-point performance, using 16 second-half points en route to a game-high 21 total, against Clemson. Logged three steals against the Tigers, all coming within a two-minute span in the closing moments to help secure the win
- » 10 boards at Virginia Tech, a team-high, his third game with double-digit rebounds -- second-most on the team
- » Once again led the team in rebounding at North Carolina, scoring 23 points alongside a career-high 11 boards
- » Third game in a four-conquest span with at least 10 boards with an 11-point, 10-rebound double-double vs. Boston College (2/10) -- the third double-double of his career and fifth game with 10+ caroms, second-best on the team
- » Remained in form with another double-double, against Wake Forest (2/12), scoring 17 points and reeling in 10 boards
- » Record-setting day at Florida State (2/17), scoring 35 points on 12-of-20 shooting, including 8-of-11 from beyond the arc
- » Matched Zion Williamson's Duke freshman scoring record and set a new Duke freshman record for made three's in a game

High School

- » Rated by 247Sports with five stars as the No. 14 player nationally, the No. 3 combo guard and the No. 1 player from the state of California
- » Rated by ESPN with five stars as the No. 10 player nationally, the No. 2 shooting guard and the No. 1 player from the state of California
- » Named the Gatorade California Player of the Year after both his junior and senior seasons
- » Helped lead Centennial to a second consecutive California Open Division state title in the 2021-22 season
- » Named the MVP of the Open Division in 2022 • Also earned first-team Open Division and All-League honors in 2019 and 2021
- » Part of the gold medal winning USA U18 National Team in Mexico

Personal

- » Has a brother, Jayce, who played collegiately at Cal State San Marcos
- » His dad, Lance, played basketball at Midland College and was teammates with Spud Webb

Career Statistics

Season	GP-GS	Min	FG-FGA	Pct.	3PT-A	Pct.	FT-FTA	Pct.	Reb	Avg.	PF-DQ	Ast	TO	Blk	Stl	Pts	Avg
2023-24	25-25	756	122-264	.462	58-131	.411	42-50	.840	123	4.9	42-1	46	29	0	28	344	13.8
<b>Totals</b>	<b>25-25</b>	<b>756</b>	<b>122-264</b>	<b>.462</b>	<b>58-131</b>	<b>.411</b>	<b>42-50</b>	<b>.840</b>	<b>123</b>	<b>4.9</b>	<b>42-1</b>	<b>46</b>	<b>29</b>	<b>0</b>	<b>28</b>	<b>344</b>	<b>13.8</b>

Career ACC Regular Season Statistics

Season	GP-GS	Min	FG-FGA	Pct.	3PT-A	Pct.	FT-FTA	Pct.	Reb	Avg.	PF-DQ	Ast	TO	Blk	Stl	Pts	Avg
2022-23	14-14	460	76-170	.447	32-86	.372	26-32	.813	77	5.5	20-0	23	17	0	15	210	15.0
<b>Totals</b>	<b>14-14</b>	<b>460</b>	<b>76-170</b>	<b>.447</b>	<b>32-86</b>	<b>.372</b>	<b>26-32</b>	<b>.813</b>	<b>77</b>	<b>5.5</b>	<b>20-0</b>	<b>23</b>	<b>17</b>	<b>0</b>	<b>15</b>	<b>210</b>	<b>15.0</b>

LAST FIVE GAME STATS

Date	Opponent	Start	FG	Pct.	3FG	Pct.	FT	Pct.	Reb	PF	Pts	Ast	TO	Blk	Stl	Min
2/3	at North Carolina	*	9-18	.500	2-6	.333	3-3	1.000	2-9-11	1	23	1	1	0	2	38
2/7	Notre Dame	*	5-9	.556	1-2	.500	0-2	.000	0-3-3	1	11	2	0	0	1	26
2/10	Boston College	*	5-15	.333	1-8	.125	0-0	.000	3-7-10	0	11	5	0	0	0	33
2/12	Wake Forest	*	4-10	.400	3-7	.429	6-6	1.000	2-8-10	3	17	4	3	0	1	38
2/17	at Florida State	*	12-20	.600	8-11	.727	3-4	.750	1-3-4	1	35	1	5	0	3	39

CAREER HIGHS

35 at Florida State (2/17/24)	<b>Points</b>	35 at Florida State (2/17/24)
11, 2x, last at North Carolina (2/3/24)	<b>Rebounds</b>	11, 2x, last at North Carolina (2/3/24)
5, 2x, last vs. Boston College (2/10/24)	<b>Assists</b>	5, 2x, last vs. Boston College (2/10/24)
3, 4x, last at Florida State (2/17/24)	<b>Steals</b>	3, 4x, last at Florida State (2/17/24)
--	<b>Blocks</b>	--
12 at Florida State (2/17/24)	<b>FG Made</b>	12 at Florida State (2/17/24)
8 at Florida State (2/17/24)	<b>3FG Made</b>	8 at Florida State (2/17/24)
6 vs. Wake Forest (2/12/24)	<b>FT Made</b>	6 vs. Wake Forest (2/12/24)
12 at Florida State (2/17/24)	<b>Minutes</b>	39 at Florida State (2/17/24)

SEASON HIGHS

PRODUCTION	Season	Career
Double-figure points	17	17
Double-doubles	4	4
20-point games	7	7
Dunks	--	--
5+ rebounds	9	9
3+ assists	8	8
2+ steals	8	8
3+ 3-point field goals	10	10
Three-point plays	1	1

2023-24 Season

- » On the preseason watch list for the Julius Erving Award
- » Averaging 15.0 points, 8.3 boards and 33.9 minutes in seven games since returning on Jan. 23 after missing two games due to injury
- » Has scored at least 10 points in five of his last six contests and in 13 of his last 15 appearances
- » Went a perfect 9-for-9 from the free throw line versus Michigan State, setting a new career-high, en route to 13 points
- » Scored a 20 points against Bucknell while collecting six rebounds and two assists in 22 minutes of action
- » A then-career-high 21 points on 7-of-10 (.700) shooting against Syracuse (1/2), including 18 first-half points
- » Followed up the Syracuse game with a career-high 23 points on 8-of-12 shooting (.750) at Notre Dame (1/6), while adding 14 rebounds for his first career double-double
- » 20-10 double-double, second of his career, scoring 20 points on 8-of-11 (.727) shooting with 12 boards at Louisville (1/23)
- » Third double-double of the season in Duke's win over Notre Dame (2/7), scoring a team-high 13 to go with 10 boards
- » Scored 15 second-half points en route to a game-high 17 total points, on 6-of-7 (.857) shooting, versus Boston College (2/10)
- » Matched his career-high with 23 points on 9-of-14 (.643) shooting against Wake Forest (2/12)

Career

- » Awarded the Pagluica Family Coach's Award, given to the player that best exemplified the commitment and values of Duke Basketball, following the 2022-23 season
- » Averaged 9.1 points and 4.5 rebounds as a freshman, starting in all 35 of his appearances while missing just one game
- » Duke is 29-3 when Mitchell scores in double-figures

High School

- » Ranked as the No. 26 overall player and No. 3 at his position in the ESPN 100 class of 2022 rankings
- » Scored a game-high 19 points in the 2022 McDonald's All-American Game
- » Averaged 17.6 points on .487 field goal shooting with 6.3 rebounds per game as a senior in 2021-22

Career Statistics

Season	GP-GS	Min	FG-FGA	Pct.	3PT-A	Pct.	FT-FTA	Pct.	Reb	Avg.	PF-DQ	Ast	TO	Blk	Stl	Pts	Avg
2022-23	35-35	948	114-243	.469	19-54	.352	71-93	.763	158	4.5	35-0	42	46	18	22	318	9.1
2023-24	22-21	647	98-180	.544	7-33	.212	80-116	.690	140	6.4	30-0	25	26	13	15	283	12.9
<b>Totals</b>	<b>57-56</b>	<b>1598</b>	<b>212-423</b>	<b>.501</b>	<b>26-87</b>	<b>.299</b>	<b>151-209</b>	<b>.722</b>	<b>299</b>	<b>5.2</b>	<b>65-0</b>	<b>67</b>	<b>72</b>	<b>31</b>	<b>37</b>	<b>601</b>	<b>10.5</b>

Career ACC Regular Season Statistics

Season	GP-GS	Min	FG-FGA	Pct.	3PT-A	Pct.	FT-FTA	Pct.	Reb	Avg.	PF-DQ	Ast	TO	Blk	Stl	Pts	Avg
2022-23	20-20	572	64-134	.478	11-27	.407	44-60	.733	97	4.9	22-0	22	28	13	16	183	9.2
2023-24	12-11	383	62-102	.608	6-14	.429	41-63	.651	89	7.4	17-0	11	15	9	6	171	14.3
<b>Totals</b>	<b>32-31</b>	<b>955</b>	<b>126-236</b>	<b>.534</b>	<b>17-41</b>	<b>.415</b>	<b>85-123</b>	<b>.691</b>	<b>186</b>	<b>5.8</b>	<b>39-0</b>	<b>33</b>	<b>43</b>	<b>22</b>	<b>22</b>	<b>351</b>	<b>10.9</b>

LAST FIVE GAME STATS

Date	Opponent	Start	FG	Pct.	3FG	Pct.	FT	Pct.	Reb	PF	Pts	Ast	TO	Blk	Stl	Min
2/3	at North Carolina	*	4-6	.667	0-1	.000	3-3	1.000	2-5-7	0	11	2	0	2	0	37
2/7	Notre Dame	*	4-8	.500	0-2	.000	5-9	.556	4-6-10	0	13	1	0	1	2	32
2/10	Boston College	*	6-7	.857	2-2	1.000	3-4	.750	3-4-7	1	17	2	3	0	0	28
2/12	Wake Forest	*	9-14	.643	1-2	.500	4-8	.500	1-7-8	2	23	0	1	2	0	38
2/17	at Florida State	*	3-7	.429	0-0	.000	1-5	.200	2-2-4	2	7	0	1	0	0	34

CAREER HIGHS

23, 2x, last vs. Wake Forest (2/12/24)	<b>Points</b>	23, 2x, last vs. Wake Forest (2/12/24)
14 at Notre Dame (1/6/24)	<b>Rebounds</b>	14 at Notre Dame (1/6/24)
5 at Syracuse (2/18/23)	<b>Assists</b>	3 vs. La Salle (11/21/23)
2, 7x, last vs. Notre Dame (2/7/24)	<b>Steals</b>	2, 4x, last vs. Notre Dame (2/7/24)
3 at Boston College (1/7/23)	<b>Blocks</b>	2, 4x, last vs. Wake Forest (2/12/24)
9 vs. Wake Forest (2/12/24)	<b>FG Made</b>	9 vs. Wake Forest (2/12/24)
2, 7x, last vs. Boston College (2/10/24)	<b>3FG Made</b>	2, 2x, last vs. Boston College (2/10/24)
9 vs. Michigan State (11/14/23)	<b>FT Made</b>	9 vs. Michigan State (11/14/23)
38, 2x, last vs. Wake Forest (2/12/24)	<b>Minutes</b>	38 vs. Wake Forest (2/12/24)

SEASON HIGHS

PRODUCTION	Season	Career
Double-figure points	16	32
Double-doubles	3	3
20-point games	5	5
Dunks	35	59
3+ 3-point field goals	--	--
5+ rebounds	15	33
3+ assists	2	7
2+ steals	4	7
2+ blocks	4	6
Three-point plays	7	17



#12 • TJ POWER

F • 6-9 • 216 • Fr. • Shrewsbury, Mass. • Worcester Academy

2023-24

- » Made his Duke debut against Dartmouth, playing eight minutes and grabbing two rebounds
- » Scored his first two career points off a pair of free throws against Bucknell, adding in a rebound and an assist in his career-high 11 minutes
- » Caught fire in six minutes of action versus La Salle, drilling three three-pointers
- » Played a career-high 16 minutes at Georgia Tech, matching his career-bests with two rebounds and a steal
- » Six points on 2-of-2 from beyond the arc while adding two steals and an assist versus Queens (12/30)

High School

- » Rated by 247Sports with five stars as the No. 16 player nationally, the No. 4 power forward and the No. 1 player from the state of Massachusetts
- » Rated by ESPN with four stars as the No. 32 player nationally, the No. 6 power forward and the No. 1 player from the state of Massachusetts
- » Named the Massachusetts Gatorade Player of the Year for the 2021-22 season
- » Averaged 13.1 points, 7.2 rebounds, 2.7 assists and 1.5 steals as a junior at Worcester Academy
- » Averaged 23.7 points and shot 45 percent from three-point in the final EYBL session in Kansas City in the summer of 2022, including a 41-point, 15-rebound, five-assist outburst against Houston Hoops
- » Helped lead Worcester Academy to back-to-back NEPSAC Class AA championships in his junior and senior seasons
- » A standout prep baseball player as well, winning a CNEPSBL title in May of 2023 with Worcester Academy -- pitched 20.2 innings as a senior with a 1.69 ERA and 31 strikeouts while issuing just three walks

Personal

- » Son of Tom and Shannon Power
- » Has a sister, Lauren
- » His uncle, Mike, played quarterback at Boston College and his great uncle, Frank, coached basketball at Boston College

LAST FIVE GAME STATS

Date	Opponent	Start	FG	Pct.	3FG	Pct.	FT	Pct.	Reb	PF	Pts	Ast	TO	Blk	Stl	Min
2/3	at North Carolina	dnp (coach's decision)														
2/7	Notre Dame		0-0	.000	0-0	.000	0-0	.000	0-0-0	0	0	0	0	0	0	3
2/10	Boston College		0-1	.000	0-1	.000	0-0	.000	0-0-0	0	0	0	0	0	0	2
2/12	Wake Forest		0-0	.000	0-0	.000	0-0	.000	0-0-0	0	0	0	0	0	0	0
2/17	at Florida State	dnp (coach's decision)														

CAREER HIGHS

9 vs. La Salle (11/21/23)	Points	9 vs. La Salle (11/21/23)
3 vs. Syracuse (1/2/24)	Rebounds	3 vs. Syracuse (1/2/24)
1, 3x, last vs. Queens (12/30/23)	Assists	1, 3x, last vs. Queens (12/30/23)
2 vs. Queens (12/30/23)	Steals	2 vs. Queens (12/30/23)
1 vs. Syracuse (1/2/24)	Blocks	1 vs. Syracuse (1/2/24)
3 vs. La Salle (11/21/23)	FG Made	3 vs. La Salle (11/21/23)
3 vs. La Salle (11/21/23)	3FG Made	3 vs. La Salle (11/21/23)
2, 2x, last vs. Hofstra (12/12/23)	FT Made	2, 2x, last vs. Hofstra (12/12/23)
16 at Georgia Tech (12/2/23)	Minutes	16 at Georgia Tech (12/2/23)

SEASON HIGHS

PRODUCTION

	Season	Career
Double-figure points	--	--
Double-doubles	--	--
20-point games	--	--
Dunks	--	--
3+ 3-point field goals	1	1
5+ rebounds	--	--
3+ assists	--	--
2+ steals	1	1
Three-point plays	--	--

Career Statistics

Season	GP-GS	Min	FG-FGA	Pct.	3PT-A	Pct.	FT-FTA	Pct.	Reb	Avg.	PF-DQ	Ast	TO	Blk	Stl	Pts	Avg
2023-24	17-0	116	10-26	.385	9-22	.409	4-4	1.000	14	0.8	8-0	3	4	1	4	33	1.9
<b>Totals</b>	<b>17-0</b>	<b>116</b>	<b>10-26</b>	<b>.385</b>	<b>9-22</b>	<b>.409</b>	<b>4-4</b>	<b>1.000</b>	<b>14</b>	<b>0.8</b>	<b>8-0</b>	<b>3</b>	<b>4</b>	<b>1</b>	<b>4</b>	<b>33</b>	<b>1.9</b>

Career ACC Regular Season Statistics

Season	GP-GS	Min	FG-FGA	Pct.	3PT-A	Pct.	FT-FTA	Pct.	Reb	Avg.	PF-DQ	Ast	TO	Blk	Stl	Pts	Avg
2023-24	9-0	46	3-13	.231	2-10	.200	0-0	.000	10	1.1	2-0	0	2	1	1	8	0.9
<b>Totals</b>	<b>9-0</b>	<b>46</b>	<b>3-13</b>	<b>.231</b>	<b>2-10</b>	<b>.200</b>	<b>0-0</b>	<b>.000</b>	<b>10</b>	<b>1.1</b>	<b>2-0</b>	<b>0</b>	<b>2</b>	<b>1</b>	<b>1</b>	<b>8</b>	<b>0.9</b>

#5 • TYRESE PROCTOR

tie-REECE

Captain • G • 6-5 • 183 • So. • Sydney, Australia • NBA Global Academy

2023-24 Season

- » ACC Preseason Second Team All-ACC
- » NABC Preseason Division I Player of the Year Watch List, Naismith Trophy Watch List, Bob Cousy Award Watch List
- » Played a season-high 39 minutes versus Michigan State, scoring 13 points, grabbing six rebounds and dishing out a team-high six assists while committing zero turnovers
- » First career game with at least 20 points in Duke's win against La Salle -- 22 points with seven rebounds and four assists
- » Returned to the court for the first time since an ankle injury in the first minute against Georgia Tech (12/2), playing 18 minutes versus Queens (12/30) -- scored nine points on 3-of-4 (.750) shooting while adding four assists
- » Career-high 24 points on 9-of-16 (.563) shooting, including matching his career-high of four three-pointers, at Louisville (1/23)
- » Two free throws with 1.0 second remaining versus Clemson (1/27) to put Duke ahead for good, 72-71, finishing with 18 points
- » Sat out the Florida State game (2/17) due to concussion protocol

Career

- » ACC All-Freshman Team in 2022-23
- » One of 14 known foreign-born Blue Devils, including one of three from Australia (**Jack White**, who played from 2016-20, and **Kyrie Irving**, who played in 2010)
- » As a freshman, was one of four Blue Devils to play in all 36 games and finished as the team's third leading scorer at 9.4 points with a team-leading 119 assists
- » Posted a 2.05 assist-turnover ratio that trailed only five other freshmen nationally and only two from power conferences
- » His team-leading A/T ratio ranked eighth overall in the ACC and was the fifth best by a Duke freshman all-time

High School

- » A five-star guard who was originally committed to Duke for the 2023 class
- » Announced his decision to reclassify in June 2022 to play for the Blue Devils for the 2022-23 season
- » Attended the NBA Global Academy branch in Canberra, Australia
- » Starred in the 2021 Australian Under-20 Championships where he averaged 13.8 points and 4.4 assists while competing as one of the youngest players at the event

Personal

- » His father, Roderick, played basketball at Mississippi College in Clinton, Miss.

LAST FIVE GAME STATS

Date	Opponent	Start	FG	Pct.	3FG	Pct.	FT	Pct.	Reb	PF	Pts	Ast	TO	Blk	Stl	Min
2/3	at North Carolina	*	1-6	.167	0-0	.000	0-0	.000	0-3-3	3	2	2	1	0	0	27
2/7	Notre Dame	*	3-7	.429	1-5	.200	2-2	1.000	0-3-3	0	9	2	2	0	0	29
2/10	Boston College	*	4-8	.500	2-6	.333	0-0	.000	0-5-5	1	10	2	1	0	1	26
2/12	Wake Forest	*	0-5	.000	0-4	.000	0-0	.000	0-4-4	1	0	2	1	0	0	25
2/17	at Florida State	dnp (injury)														

CAREER HIGHS

24 at Louisville (1/23/24)	Points	24 at Louisville (1/23/24)
10 vs. Delaware (11/18/22)	Rebounds	7 vs. La Salle (11/21/23)
10 vs. Pittsburgh (3/9/23)	Assists	8 vs. Dartmouth (11/6/23)
2 vs. Bellarmine (11/21/22)	Blocks	1, 2x, last at Pittsburgh (1/9/24)
2, 7x, last vs. Clemson (1/27/24)	Steals	2, 4x, last vs. Clemson (1/27/24)
9 at Louisville (1/23/24)	FG Made	9 at Louisville (1/23/24)
4, 3x, last vs. Clemson (1/27/24)	3FG Made	4, 2x, last vs. Clemson (1/27/24)
8 vs. NC State (2/28/23)	FT Made	6 vs. La Salle (11/21/23)
42 at Virginia (2/11/23)	Minutes	39 vs. Michigan State (11/14/23)

SEASON HIGHS

PRODUCTION

	Season	Career
Double-figure points	11	29
Double-doubles	--	2
20-point games	2	2
Dunks	2	3
3+ 3-point field goals	4	8
5+ rebounds	6	12
3+ assists	12	32
2+ steals	4	7
2+ blocks	--	1
Three-point plays	2	6

Career Statistics

Season	GP-GS	Min	FG-FGA	Pct.	3PT-A	Pct.	FT-FTA	Pct.	Reb	Avg.	PF-DQ	Ast	TO	Blk	Stl	Pts	Avg
2022-23	36-34	1058	115-302	.381	47-147	.320	61-70	.871	112	3.1	59-0	119	58	4	22	338	9.4
2023-24	21-16	602	73-167	.437	33-93	.355	32-42	.762	60	2.9	33-0	74	28	3	14	211	10.0
<b>Totals</b>	<b>57-50</b>	<b>1661</b>	<b>188-469</b>	<b>.401</b>	<b>80-240</b>	<b>.333</b>	<b>93-112</b>	<b>.830</b>	<b>172</b>	<b>3.0</b>	<b>92-0</b>	<b>193</b>	<b>86</b>	<b>7</b>	<b>36</b>	<b>549</b>	<b>9.6</b>

Career ACC Regular Season Statistics

Season	GP-GS	Min	FG-FGA	Pct.	3PT-A	Pct.	FT-FTA	Pct.	Reb	Avg.	PF-DQ	Ast	TO	Blk	Stl	Pts	Avg
2022-23	20-18	601	67-173	.387	28-84	.333	33-40	.825	56	2.8	32-0	67	37	2	11	195	9.8
2023-24	13-9	363	41-98	.418	21-58	.362	17-22	.773	36	2.8	17-0	34	18	1	7	120	9.2
<b>Totals</b>	<b>33-27</b>	<b>964</b>	<b>108-269</b>	<b>.401</b>	<b>49-142</b>	<b>.345</b>	<b>50-62</b>	<b>.806</b>	<b>92</b>	<b>2.8</b>	<b>49-0</b>	<b>101</b>	<b>55</b>	<b>3</b>	<b>18</b>	<b>315</b>	<b>9.5</b>

#21 • CHRISTIAN REEVES

C • 7-1 • 261 • So. • Charlotte, N.C. • Oak Hill [Va.]

2023-24 Season

- » Missed 13 games due to injury before undergoing season-ending surgery (right ankle)
- » Logged a career-high 12 minutes in the season opener against Dartmouth, adding three rebounds and two points

Career

- » Played in 13 games for the Blue Devils as a freshman, playing a total of 42 minutes
- » Averaged 1.5 points and 1.0 rebounds, hitting 8-of-11 from the field as a freshman

High School

- » A four-star center out of Oak Hill Academy in Mouth of Wilson, Va.
- » Ranked as the No. 5 player from the state of North Carolina in his class by ESPN
- » Scored four points and grabbed four rebounds in just three minutes of action against Delaware
- » Scored his first points in ACC play with a dunk against Georgia Tech
- » Tallied a new career high with six points on 3-of-3 shooting from the field in six minutes of action against Pittsburgh in the ACC Tournament quarterfinals

Personal

- » His father, John, played college basketball at Belmont Abbey

LAST FIVE GAME STATS

Date	Opponent	Start	FG	Pct.	3FG	Pct.	FT	Pct.	Reb	PF	Pts	Ast	TO	Blk	Stl	Min
1/29	at Virginia Tech	dnp	(injury)													
2/3	at North Carolina	dnp	(injury)													
2/7	Notre Dame	dnp	(injury)													
2/10	Boston College	dnp	(injury)													
2/17	at Florida State	dnp	(injury)													

CAREER HIGHS

6 vs. Pittsburgh (3/9/23)	Points	3 vs. Arizona (11/10/23)
4 vs. Delaware (11/18/22)	Rebounds	3 vs. Dartmouth (11/6/23)
1 at Georgia Tech (1/28/23)	Assists	--
1 vs. Boston College (12/3/22)	Steals	--
1 vs. Dartmouth (11/6/23)	Blocks	1 vs. Dartmouth (11/6/23)
3 vs. Pittsburgh (3/9/23)	FG Made	1, 2x, last vs. Arizona (11/10/23)
--	3FG Made	--
2 vs. Delaware (11/18/22)	FT Made	1 vs. Arizona (11/10/23)
12 vs. Dartmouth (11/6/23)	Minutes	12 vs. Dartmouth (11/6/23)

SEASON HIGHS

PRODUCTION

	Season	Career
Double-figure points	--	--
Double-doubles	--	--
20-point games	--	--
Dunks	1	4
3+ 3-point field goals	--	--
5+ rebounds	--	--
2+ blocks	--	--
Three-point plays	--	1

Career Statistics

Season	GP-GS	Min	FG-FGA	Pct.	3PT-A	Pct.	FT-FTA	Pct.	Reb	Avg.	PF-DQ	Ast	TO	Blk	Stl	Pts	Avg
2022-23	13-0	42	8-11	.727	0-0	.000	4-6	.667	13	1.0	4-0	1	3	0	1	20	1.5
2023-24	3-0	18	2-3	.667	0-0	.000	1-4	.250	5	2.5	3-0	0	2	1	0	5	2.5
<b>Totals</b>	<b>16-0</b>	<b>59</b>	<b>10-14</b>	<b>.714</b>	<b>0-0</b>	<b>.000</b>	<b>5-10</b>	<b>.500</b>	<b>18</b>	<b>1.2</b>	<b>7-0</b>	<b>1</b>	<b>5</b>	<b>1</b>	<b>1</b>	<b>25</b>	<b>1.7</b>

#3 • JEREMY ROACH

Captain • G • 6-2 • 180 • Sr. • Leesburg, Va. • St. Paul VI

2023-24 Season

- » Voted team captain for the second straight year
- » Named to preseason watch list for Jerry West Shooting Guard of the Year award
- » Eclipsed 1,000 career points in Duke's game versus Arizona -- is the 68th all-time 1,000-point scorer for Duke and currently stands at 1,317 career points -- 41st in program history
- » As of 2/20, Roach is third in the ACC, and is ranked 39th nationally, in overall assist-turnover ratio (2.71)
- » Has gone 40-of-44 (.909) from the charity stripe in 13 conference games -- the second-best percentage in the league
- » 16 second-half points versus Southern Indiana, en route to 18 total points on 6-of-12 shooting, a new season-high
- » A season-high 22 points at Arkansas, on 7-of-13 shooting, along with 7-of-9 from the free throw line
- » Played all 40 minutes at Georgia Tech, setting a new career-high with eight rebounds while scoring 20 points on 6-of-12 shooting and dishing five assists
- » Season-high eight assists versus Hofstra while scoring 19 points on 7-of-11 shooting, including 3-of-5 from beyond the arc for the second consecutive game
- » Played all but 15 seconds in the win over No. 10 Baylor, scoring 18 points -- his sixth consecutive game in double-figures
- » Connected on 4-of-5 from deep at Virginia Tech (1/29), leading Duke in points with 16 en route to the road victory
- » Has scored at least 10 points in five of his last six games, averaging 14.7 points during that stretch while dishing 21 assists

Career

- » All-ACC Honorable Mention, All-ACC Tournament First Team
- » Voted team captain for both the 2022-23 and 2023-24 season
- » Duke is 12-2 when Roach hits three or more threes in a game
- » A four-year player for Duke that has vast experience, including leading the Blue Devils as the starting point guard on the 2022 Final Four team as a sophomore and earning All-ACC Honorable Mention and All-ACC Tournament First Team honors as a junior
- » Named to the All-NCAA Tournament West Regional Team during the 2021-22 season

Personal

- » His brother Jordan played basketball at Christopher-Newport University and his sister Chloe played at Eastern Mennonite University

LAST FIVE GAME STATS

Date	Opponent	Start	FG	Pct.	3FG	Pct.	FT	Pct.	Reb	PF	Pts	Ast	TO	Blk	Stl	Min
2/3	at North Carolina	*	9-16	.563	2-5	.400	0-0	.000	2-1-3	4	20	2	2	0	0	36
2/7	Notre Dame	*	3-10	.300	1-5	.200	0-0	.000	0-3-3	0	7	2	0	1	1	27
2/10	Boston College	*	5-10	.500	2-6	.333	4-4	1.000	1-2-3	2	16	4	1	0	0	32
2/12	Wake Forest	*	5-8	.625	2-4	.500	0-0	.000	1-1-2	3	12	5	3	0	1	30
2/17	at Florida State	*	5-12	.417	2-4	.500	5-6	.833	0-2-2	2	17	4	4	0	0	36

CAREER HIGHS

23, 2x, last vs. Oral Roberts (3/16/23)	Points	22 at Arkansas (11/29/23)
8 at Georgia Tech (12/2/23)	Rebounds	8 at Georgia Tech (12/2/23)
11 vs. Virginia Tech (2/25/23)	Assists	8 vs. Hofstra (12/12/23)
5 vs. SC State (12/14/21)	Steals	4 at Notre Dame (1/6/24)
2 vs. Elon (12/18/21)	Blocks	1, 3x, last vs. Notre Dame (2/7/24)
9, 5x, last at North Carolina (2/3/24)	FG Made	9 at North Carolina (2/3/24)
5 vs. Syracuse (3/10/22)	3FG Made	4 at Virginia Tech (1/29/24)
9 at Notre Dame (1/6/24)	FT Made	9 at Notre Dame (1/6/24)
40, 4x, last vs. Baylor (12/20/23)	Minutes	40, 2x, last vs. Baylor (12/20/23)

SEASON HIGHS

Career Statistics

Season	GP-GS	Min	FG-FGA	Pct.	3PT-A	Pct.	FT-FTA	Pct.	Reb	Avg.	PF-DQ	Ast	TO	Blk	Stl	Pts	Avg
2020-21	24-18	657	78-172	.453	26-84	.310	27-40	.675	52	2.2	65-2	66	47	1	18	209	8.7
2021-22	39-27	1145	118-288	.410	39-121	.322	61-80	.763	94	2.4	86-0	123	63	4	33	336	8.6
2022-23	32-30	1062	159-373	.426	46-134	.343	71-91	.780	79	2.5	58-1	99	71	0	28	435	13.6
2023-24	24-22	759	114-239	.477	39-87	.448	70-81	.864	57	2.4	57-1	76	28	3	28	337	14.0
<b>Totals</b>	<b>119-97</b>	<b>3622</b>	<b>469-1071</b>	<b>.438</b>	<b>150-425</b>	<b>.353</b>	<b>229-292</b>	<b>.784</b>	<b>282</b>	<b>2.4</b>	<b>264-4</b>	<b>364</b>	<b>209</b>	<b>8</b>	<b>107</b>	<b>1317</b>	<b>11.1</b>

Career ACC Regular Season Statistics

Season	GP-GS	Min	FG-FGA	Pct.	3PT-A	Pct.	FT-FTA	Pct.	Reb	Avg.	PF-DQ	Ast	TO	Blk	Stl	Pts	Avg
2020-21	18-15	511	62-137	.453	20-68	.294	19-26	.731	37	2.1	50-1	45	38	0	14	163	9.1
2021-22	20-11	546	46-120	.383	17-54	.315	29-38	.763	43	2.2	45-0	66	25	1	9	138	6.9
2022-23	16-14	514	79-180	.439	21-64	.328	27-37	.730	38	2.4	30-1	50	33	0	10	206	12.9
2023-24	13-11	400	61-135	.452	23-51	.451	40-44	.909	37	2.8	30-0	41	19	1	15	185	14.2
<b>Totals</b>	<b>67-51</b>	<b>1971</b>	<b>248-572</b>	<b>.434</b>	<b>81-237</b>	<b>.342</b>	<b>115-145</b>	<b>.793</b>	<b>155</b>	<b>2.3</b>	<b>155-2</b>	<b>202</b>	<b>115</b>	<b>2</b>	<b>48</b>	<b>692</b>	<b>10.3</b>

PRODUCTION

	Season	Career
Double-figure points	17	66
Double-doubles	--	1
20-point games	3	11
Dunks	--	2
5+ rebounds	1	9
2+ steals	8	31
3+ assists	17	67
Three-point plays	4	18

**2023-24 Season**

- » Went 2-of-5 from deep to tally six points in 12 minutes against UNC Pembroke
- » Underwent season-ending surgery (left knee), and is redshirting this season

**Career**

- » Made his Duke debut in the 2022-23 season-opener against Jacksonville, playing four minutes
- » Averaged 21 points in 14 total games played as a freshman
- » Went 7-of-20 (.350) from beyond the arc

**High School**

- » Rated as the No. 50 overall player in ESPN 100's rankings for the class of 2022
- » Ranked as the No. 9 player at his position (shooting guard) by ESPN
- » Named the 2022 Gatorade Player of the Year in Illinois
- » Led Yorkville Christian to the Class 1A state title in 2021-22
- » As a senior, averaged 24.6 points, 6.3 rebounds and shot .520 from the field and .390 from three-point range
- » Averaged 26.2 points, 7.9 rebounds, 3.9 assists and 3.6 steals as a junior in 2020-21
- » Chose the Blue Devils over Michigan State and Florida, among others

**LAST FIVE GAME STATS**

Date	Opponent	Start	FG	Pct.	3FG	Pct.	FT	Pct.	Reb	PF	Pts	Ast	TO	Blk	Stl	Min
1/29	at Virginia Tech		dnp													
2/3	at North Carolina		dnp													
2/7	Notre Dame		dnp													
2/10	Boston College		dnp													
2/17	at Florida State		dnp													

**CAREER HIGHS**

9 vs. UMES (12/10/22)	Points	--
5 vs. UMES (12/10/22)	Rebounds	--
1, 4x, last vs. Pittsburgh (3/9/23)	Assists	--
1 at Miami (2/6/23)	Steals	--
1, 2x, last vs. Pittsburgh (3/9/23)	Blocks	--
3 vs. UMES (12/10/22)	FG Made	--
3 vs. UMES (12/10/22)	3FG Made	--
2 vs. USC Upstate (11/11/22)	FT Made	--
19 vs. UMES (12/10/22)	Minutes	--

**SEASON HIGHS**

PRODUCTION	Season	Career
Double-figure points	--	--
Double-doubles	--	--
20-point games	--	--
Dunks	--	--
3+ 3-point field goals	--	1
5+ rebounds	--	1
2+ blocks	--	--
Three-point plays	--	--

**CAREER STATISTICS**

Season	GP-GS	Min	FG-FGA	Pct.	3PT-A	Pct.	FT-FTA	Pct.	Reb	Avg.	PF-DQ	Ast	TO	Blk	Stl	Pts	Avg
2022-23	14-0	96	10-28	.357	7-20	.350	2-4	.500	15	1.1	4-0	6	0	2	1	29	2.1
2023-24	--	--	--	--	--	--	--	--	--	--	--	--	--	--	--	--	--
<b>Totals</b>	<b>14-0</b>	<b>96</b>	<b>10-28</b>	<b>.357</b>	<b>7-20</b>	<b>.350</b>	<b>2-4</b>	<b>.500</b>	<b>15</b>	<b>1.1</b>	<b>4-0</b>	<b>6</b>	<b>0</b>	<b>2</b>	<b>1</b>	<b>29</b>	<b>2.1</b>

**2023-24 Season**

- » Holds the program record for standing vertical at 36 inches, breaking the previous mark -- 35.5 inches -- held by Zion Williamson
- » Scored 12 points while shooting 6-for-7 from the field against UNC Pembroke -- also snagged six rebounds while recording an assist and a steal
- » Made Duke debut with six points on 3-of-4 shooting while also grabbing five rebounds in 10 minutes of action
- » Played 16 minutes against Bucknel (11/17), scoring six points with seven rebounds and swiped a team-high three steals
- » First double-double of his career with 16 points (7-of-9 from the field) and 10 rebounds in a career-high 18 minutes versus La Salle (11/21)
- » Paved 15 minutes at Louisville (1/23), grabbing six key rebounds and adding two blocks
- » Matched his ACC-high with four points while also securing five rebounds and swiping three steals versus Notre Dame (2/7)

**High School**

- » Rated by 247Sports with five stars as the No. 21 player nationally, the No. 6 power forward and the No. 2 player from the state of Florida
- » Rated by ESPN with five stars as the No. 19 player nationally, the No. 5 power forward and the No. 1 player from the state of Florida
- » Named a McDonald's All-American, scoring six points for Team East while also grabbing a game-high eight rebounds
- » Joins former Blue Devils RJ Barrett and Darius Whitehead from powerhouse Montverde Academy
- » Transferred to Montverde for his senior season after beginning his high school career at Windermere (Fla.), where he averaged 20.5 points, 13.6 rebounds and shot .521 from the field and totaled 553 points as a junior
- » Initially committed to Duke on Dec. 23, 2021
- » Played for the USA U-17 National Team, helping the squad to a gold medal at the 2022 FIBA World Cup in Spain in July
- » Scored 10 points with 10 rebounds in the FIBA World Cup gold medal game win over Spain, 79-67
- » Played for the Florida Rebels on the Nike EYBL circuit
- » Also had offers from Michigan, Georgetown and Ohio State among others
- » Grew up a Duke fan, living on the same street as former Blue Devil Grant Hill
- » His father, Mike, played eight years in the NBA, while his grandfather, Mike, played at Santa Clara where he was the WCC Player of the Year in 1972

**Personal**

- » Son of Michael and Nicole Stewart
- » Has a brother, Miles

**LAST FIVE GAME STATS**

Date	Opponent	Start	FG	Pct.	3FG	Pct.	FT	Pct.	Reb	PF	Pts	Ast	TO	Blk	Stl	Min
2/3	at North Carolina		0-0	.000	0-0	.000	0-0	.000	0-0-0	0	0	0	0	0	0	2
2/7	Notre Dame		2-3	.667	0-0	.000	0-2	.000	2-3-5	1	4	0	1	1	3	11
2/10	Boston College		2-3	.667	0-0	.000	1-2	.500	0-2-2	2	5	1	0	0	1	12
2/12	Wake Forest		0-0	.000	0-0	.000	0-0	.000	0-1-1	2	0	0	1	0	0	2
2/17	at Florida State		0-0	.000	0-0	.000	0-0	.000	2-2-4	1	0	0	0	0	1	4

**CAREER HIGHS**

16 vs. La Salle (11/21/23)	Points	16 vs. La Salle (11/21/23)
10 vs. La Salle (11/21/23)	Rebounds	10 vs. La Salle (11/21/23)
1, 2x, last vs. Boston College (2/10/24)	Assists	1, 2x, last vs. Boston College (2/10/24)
3, 2x, last vs. Notre Dame (2/7/24)	Steals	3, 2x, last vs. Notre Dame (2/7/24)
2, 2x, last at Louisville (1/23/24)	Blocks	2, 2x, last at Louisville (1/23/24)
7 vs. La Salle (11/21/23)	FG Made	7 vs. La Salle (11/21/23)
--	3FG Made	--
2, 3x, last at Louisville (1/23/24)	FT Made	2, 3x, last at Louisville (1/23/24)
18 vs. La Salle (11/21/23)	Minutes	18 vs. La Salle (11/21/23)

**SEASON HIGHS**

PRODUCTION	Season	Career
Double-figure points	1	1
Double-doubles	1	1
20-point games	--	--
Dunks	7	7
3+ 3-point field goals	--	--
5+ rebounds	6	6
2+ steals	2	2
2+ blocks	3	3
Three-point plays	--	--

**Career Statistics**

Season	GP-GS	Min	FG-FGA	Pct.	3PT-A	Pct.	FT-FTA	Pct.	Reb	Avg.	PF-DQ	Ast	TO	Blk	Stl	Pts	Avg
2023-24	22-0	167	21-40	.525	0-0	.000	8-17	.471	60	2.7	28-0	2	7	9	12	50	2.3
<b>Totals</b>	<b>22-0</b>	<b>167</b>	<b>21-40</b>	<b>.525</b>	<b>0-0</b>	<b>.000</b>	<b>8-17</b>	<b>.471</b>	<b>60</b>	<b>2.7</b>	<b>28-0</b>	<b>2</b>	<b>7</b>	<b>9</b>	<b>12</b>	<b>50</b>	<b>2.3</b>

**Career ACC Regular Season Statistics**

Season	GP-GS	Min	FG-FGA	Pct.	3PT-A	Pct.	FT-FTA	Pct.	Reb	Avg.	PF-DQ	Ast	TO	Blk	Stl	Pts	Avg
2023-24	12-0	81	5-11	.455	0-0	.000	5-10	.500	26	2.2	14-0	1	3	4	7	15	1.3
<b>Totals</b>	<b>12-0</b>	<b>81</b>	<b>5-11</b>	<b>.455</b>	<b>0-0</b>	<b>.000</b>	<b>5-10</b>	<b>.500</b>	<b>26</b>	<b>2.2</b>	<b>14-0</b>	<b>1</b>	<b>3</b>	<b>4</b>	<b>7</b>	<b>15</b>	<b>1.3</b>

**2023-24 Season**

- » Named a team captain along with senior Jeremy Roach and sophomore Tyrese Proctor
- » Scored his 1,000 career point in Duke's win over Baylor (12/20)
- » Scored eight points, grabbed seven rebounds and finished with a game-high plus-minus of +24 against Michigan State
- » Dished out five assists against Bucknell, adding in two points and three rebounds in 14 minutes of play
- » Made key plays down the stretch versus Baylor, helping Duke rally from a second-half deficit and win, 78-70
- » A then-season-high three field-goals at Pittsburgh (1/9), scoring eight points in 16 minutes of action while adding five rebounds and two blocks
- » Finished one rebound shy of his first double-double of the season, scoring 10 points and grabbing nine rebounds versus Georgia Tech (1/13)
- » 10 points and four rebounds at Virginia Tech (1/29), making a season-high five field goals at an 83% clip (5-of-6)

LAST FIVE GAME STATS																
Date	Opponent	Start	FG	Pct.	3FG	Pct.	FT	Pct.	Reb	PF	Pts	Ast	TO	Blk	Stl	Min
2/3	at North Carolina		1-2	.500	0-0	.000	0-0	.000	0-2-2	1	2	0	2	0	1	10
2/7	Notre Dame		3-4	.750	0-0	.000	0-0	.000	2-3-5	4	6	1	2	2	0	16
2/10	Boston College		0-1	.000	0-0	.000	0-0	.000	0-1-1	1	0	0	0	0	0	5
2/12	Wake Forest		0-0	.000	0-0	.000	0-0	.000	0-1-1	0	0	0	0	0	0	2
2/17	at Florida State		0-2	.000	0-0	.000	0-0	.000	1-1-2	1	0	1	0	1	2	14

**Career**

- » Enrolled at Duke prior to the 2022-23 season after graduating from Northwestern where he played under former Blue Devil Chris Collins
- » Holds his undergraduate degree from Northwestern in learning and organizational change and is enrolled in Duke's Fuqua School of Business to pursue an accelerated MBA
- » Finished Northwestern career with 37 starts in 86 games played, averaging 8.7 points on .553 shooting from the field and 5.1 rebounds
- » Three-time Academic All-Big Ten honoree and a three-time Big Ten Distinguished Scholar
- » Became the first Blue Devil in history to record a 20-10 double-double while not missing a shot with 20 points and 12 rebounds, going 7-of-7 from the field and 6-of-6 from the free throw line, in a win over Florida State (12/31) -- it was his 100th career game played
- » Has played 146 career games between Northwestern and Duke, with career averages of 7.2 points, 4.9 rebounds and a .582 field goal percentage

**CAREER HIGHS**

25 vs. SIU-Edwardsville (12/15/19)	<b>Points</b>	10, 2x, last at Virginia Tech (1/29/24)
15 vs. Oregon State (11/24/22)	<b>Rebounds</b>	9 vs. Georgia Tech (1/13/24)
5, 3x, last vs. Bucknell (11/17/23)	<b>Assists</b>	5 vs. Bucknell (11/17/23)
3, 2x, last vs. Jacksonville (11/7/22)	<b>Steals</b>	2 at Florida State (2/17/24)
3 vs. Penn State (3/7/20)	<b>Blocks</b>	2, 3x, last vs. Pittsburgh (1/20/24)
11 vs. SIU-Edwardsville (12/15/19)	<b>FG Made</b>	5 at Virginia Tech (1/29/24)
1, 5x, last at Michigan (1/26/22)	<b>3FG Made</b>	--
11 vs. Norfolk State (11/22/19)	<b>FT Made</b>	4, 2x, last vs. Queens (12/30/23)
40 vs. Indiana (2/10/21)	<b>Minutes</b>	26 vs. Pittsburgh (1/20/24)

**SEASON HIGHS**

**Personal**

- » His mother, Tammy, played volleyball at Syracuse and his father, Patrick, was on the crew team at Syracuse
- » His sister, Jordan, played volleyball at George Washington and his brother, Kyle, played basketball at Siena and later transferred to Flagler
- » Holds an undergraduate degree from Northwestern in learning and organizational change and is enrolled in Duke's Fuqua School of Business to pursue a graduate degree

**Career Statistics**

Season	GP-GS	Min	FG-FGA	Pct.	3PT-A	Pct.	FT-FTA	Pct.	Reb	Avg.	PF-DQ	Ast	TO	Blk	Stl	Pts	Avg
2019-20*	31-31	799	107-200	.535	3-21	.143	63-94	.670	189	6.1	64-1	45	43	15	15	280	9.0
2020-21*	24-5	455	70-123	.569	1-2	.500	45-61	.738	114	4.8	44-0	34	34	10	11	186	7.8
2021-22*	31-1	529	104-186	.559	1-6	.167	69-102	.676	131	4.2	62-1	29	37	10	11	278	9.0
2022-23	36-9	635	89-130	.685	0-0	.000	52-64	.813	199	5.5	77-1	48	42	17	9	230	6.4
2023-24	25-2	294	31-52	.596	0-1	.000	17-24	.708	83	3.3	40-0	24	24	15	5	79	3.2
<b>Totals</b>	<b>147-48</b>	<b>2711</b>	<b>401-691</b>	<b>.582</b>	<b>5-30</b>	<b>.167</b>	<b>246-345</b>	<b>.713</b>	<b>716</b>	<b>4.8</b>	<b>287-3</b>	<b>180</b>	<b>180</b>	<b>67</b>	<b>51</b>	<b>1053</b>	<b>7.1</b>

\* at Northwestern

**Career ACC Regular Season Statistics**

Season	GP-GS	Min	FG-FGA	Pct.	3PT-A	Pct.	FT-FTA	Pct.	Reb	Avg.	PF-DQ	Ast	TO	Blk	Stl	Pts	Avg
2022-23	20-6	370	55-79	.696	0-0	.000	32-41	.780	116	5.8	43-1	30	19	11	5	142	7.1
2023-24	14-1	167	20-35	.571	0-0	.000	5-8	.625	47	3.4	26-0	10	16	10	3	45	3.2
<b>Totals</b>	<b>34-7</b>	<b>537</b>	<b>75-114</b>	<b>.658</b>	<b>0-0</b>	<b>.000</b>	<b>37-49</b>	<b>.755</b>	<b>163</b>	<b>4.8</b>	<b>69-1</b>	<b>40</b>	<b>35</b>	<b>21</b>	<b>8</b>	<b>187</b>	<b>5.5</b>

**PRODUCTION**

	Season	Career
Double-figure points	2	44
Double-doubles	--	5
20-point games	--	4
Dunks	2	3*
5+ rebounds	6	72
3+ assists	2	19
2+ steals	1	11
2+ blocks	3	13
Three-point plays	--	5*

\* stats from Northwestern not included

**ACC WEEKLY HONORS**

**2023-24 Season**

Kyle Filipowski	Player of the Week	Dec. 18
Jared McCain	Rookie of the Week	Jan. 29 Feb. 19

**Career Honors by Blue Devils**

Kyle Filipowski	Rookie of the Week	9
	Player of the Week	1
Jared McCain	Rookie of the Week	2
Jeremy Roach	Player of the Week	1

**Notable**

Over the last 10 seasons (since the start of 2013-14), Duke has had an ACC Rookie of the Week in 85 of a possible 183 weeks (46.4%). Twenty-four different Blue Devils have won the award at least once in that time.

as of Feb. 19, 2024

**Most ACC Player of the Week Selections**

North Carolina	155
<b>Duke</b>	<b>147</b>
Virginia	86
Wake Forest	83
NC State	81
Georgia Tech	62
Clemson	49
Florida State	30
Virginia Tech	27
Miami	19
Boston College	18
Notre Dame	17
Pittsburgh	15
Louisville	12
Syracuse	12

as of Feb. 19, 2024

**Most ACC Rookie of the Week Selections**

<b>Duke</b>	<b>158</b>
North Carolina	96
Georgia Tech	89
Virginia	80
Wake Forest	76
NC State	72
Clemson	51
Florida State	35
Boston College	15
Syracuse	15
Miami	14
Virginia Tech	11
Pittsburgh	9
Notre Dame	7
Louisville	6

as of Feb. 19, 2024



## SEASON RESULTS

**Overall Record: 20-5 (Home: 13-2; Road: 5-3; Neutral: 2-0) | ACC Record: 11-3 (Home: 6-1; Road: 5-2)**

Date	DU	OPP	AP Rank	Opponent	Result	High Points	High Rebounds	High Assists	High Steals	High Blocks	Attendance
N 6	2	-		DARTMOUTH	W, 92-54	Filipowski (25)	Filipowski/Young (7)	Proctor (8)	Blakes (3)	Blakes (2)	^ 9,314
N 10	2	12		ARIZONA	L, 73-78	Filipowski (25)	Filipowski (8)	McCain/Proctor (5)	McCain (3)	Mitchell (2)	^ 9,314
N 14	9	18		vs. Michigan State - 1	W, 74-65	Foster (18)	Filipowski (8)	Proctor (6)	Mitchell/Proctor (2)	Filipowski (2)	18,780
N 17	9	-		BUCKNELL - 2	W, 90-60	Mitchell (20)	McCain (10)	Foster (6)	Stewart (3)	Filipowski/Mitchell (1)	^ 9,314
N 21	9	-		LA SALLE - 2	W, 95-66	Proctor (22)	Stewart (10)	Filipowski/Proctor (4)	Four players (1)	Filipowski (2)	^ 9,314
N 24	9	-		SOUTHERN INDIANA - 2	W, 80-62	Filipowski (21)	Filipowski (14)	Proctor (7)	McCain (2)	Filipowski (3)	^ 9,314
N 29	7	RV		at Arkansas - 3	L, 75-80	Filipowski (26)	McCain (11)	McCain/Roach (3)	Three players (2)	Young (2)	^ 20,344
D 2	7	-		at Georgia Tech *	L, 68-72	Roach (20)	Filipowski (9)	Filipowski/Roach (5)	Foster/Roach (2)	Filipowski (4)	7,758
D 9	22	-		CHARLOTTE	W, 80-56	McCain (21)	Filipowski (13)	Filipowski (4)	Mitchell/Roach (2)	Filipowski/Young (1)	^ 9,314
D 12	21	-		HOFSTRA	W, 89-68	Filipowski (28)	Filipowski (12)	Filipowski/Roach (8)	McCain/Roach (2)	Filipowski (3)	^ 9,314
D 20	21	10		vs. Baylor - 4	W, 78-70	McCain (21)	Filipowski (10)	Filipowski (4)	Filipowski (3)	None	18,512
D 30	16	-		QUEENS	W, 106-69	McCain (24)	Mitchell (8)	Proctor/Roach (4)	McCain (3)	Filipowski (5)	^ 9,314
J 2	14	-		SYRACUSE *	W, 86-66	Mitchell (21)	Filipowski (7)	Proctor (4)	Blakes (3)	Mitchell (2)	^ 9,314
J 6	14	-		at Notre Dame *	W, 67-59	Mitchell (23)	Mitchell (14)	Filipowski (4)	Roach (4)	Filipowski (3)	8,066
J 9	11	-		at Pittsburgh *	W, 75-53	Filipowski (26)	Filipowski (10)	Foster (7)	Five players (1)	Young (2)	11,476
J 13	11	-		GEORGIA TECH *	W, 84-79	Filipowski (30)	Filipowski (13)	Filipowski/Foster (4)	Filipowski/Roach (2)	Filipowski (2)	^ 9,314
J 20	7	-		PITTSBURGH *	L, 76-80	McCain (20)	Foster (6)	Foster (5)	Foster (3)	Young (2)	^ 9,314
J 23	12	-		at Louisville *	W, 83-69	Proctor (24)	Filipowski (15)	Filipowski (5)	McCain/Roach (2)	Stewart (2)	12,620
J 27	12	-		CLEMSON *	W, 72-71	McCain (21)	Mitchell (6)	Three players (2)	McCain (3)	Filipowski (4)	^ 9,314
J 29	7	-		at Virginia Tech *	W, 77-67	Roach (16)	McCain (10)	Proctor (5)	Filipowski (1)	Mitchell (2)	^ 8,925
F 3	7	3		at North Carolina *	L, 84-93	McCain (23)	McCain (11)	Three players (2)	McCain (2)	Mitchell (3)	^ 21,750
F 7	9	-		NOTRE DAME *	W, 71-53	Foster/Mitchell (13)	Mitchell (10)	Filipowski (3)	Stewart (2)	Young (2)	^ 9,314
F 10	9	-		BOSTON COLLEGE *	W, 80-65	Mitchell (17)	McCain (10)	McCain (5)	Four players (1)	Filipowski (1)	^ 9,314
F 12	9	-		WAKE FOREST *	W, 77-69	Mitchell (23)	Filipowski (11)	Roach (5)	Four players (1)	Filipowski/Mitchell (2)	^ 9,314
F 17	9	-		at Florida State *	W, 76-67	McCain (35)	Filipowski (8)	Roach (4)	McCain (3)	Young (1)	^ 11,500

Duke/opponent AP ranking at time of game | Home games in caps

\* - denotes ACC opponent | ^ - denotes sellout

1 - State Farm Champions Classic (United Center, Chicago, Ill.)

2 - Blue Devil Challenge

3 - ACC/SEC Challenge

4 - SentinelOne Classic (Madison Square Garden, New York, NY)

### 2023-24 ATTENDANCE FIGURES

Site	Games	Sellouts	Total	Average
Home	15	15	139,710	9,314
Away	8	4	102,439	12,805
Neutral	2	--	37,292	18,646
<b>Totals</b>	<b>25</b>	<b>19</b>	<b>279,441</b>	<b>11,178</b>

### DUKE RECORD WHEN...

Plays at home	13-2	Has more TOs than opponent	4-2	Plays on Sunday	--
<b>Plays on the road</b>	<b>5-3</b>	Has equal or less TOs than opponent	16-3	Plays on Monday	3-0
Plays at neutral site	2-0	Scores more/equal bench points	11-1	Plays on Tuesday	6-0
<b>Record vs. the ACC (regular season)</b>	<b>11-3</b>	Scores less bench points	9-4	<b>Plays on Wednesday</b>	<b>2-1</b>
Record against non-conference	9-2	Makes 5+ 3-Pt. shots	18-4	Plays on Thursday	--
<b>Plays an unranked opponent</b>	<b>18-3</b>	No Duke player fouls out	18-3	Plays on Friday	2-1
Plays a ranked opponent	2-2	1+ Duke player fouls out	2-2	Plays on Saturday	7-3
<b>Wins the game before</b>	<b>15-4</b>	Has 20+ assists	4-0	Margin is 5 pts. or less	2-4
Loses the game before	4-1	Wears white uniforms	13-2	Margin is between 6-10	6-1
Leads at half	18-0	Wears royal blue uniforms	4-1	Margin is between 11-20	5-0
Trails at half	1-5	Wears black uniforms	2-1	Margin is more than 20	7-0
Tied at half	1-0	Wears gray uniforms	--	Has a 20-pt. scorer	15-5
Plays an overtime game	--	Wears navy blue uniforms (Brotherhood)	0-1	Has a 30-pt. scorer	2-0
Shoots 50% or better	8-1	Wears alternate white uniforms (Cameron Brotherhood)	1-0	Scores 59 points or less	--
Shoots less than 50%	12-4	Plays in November	5-2	Scores 60-69 points	1-1
Opponent shoots 50% or less	18-2	Plays in December	4-1	Scores 70-79 points	8-3
Shoots better than opponent	16-1	Plays in January	7-1	Scores 80-89 points	7-1
Shoots worse than opponent	4-4	<b>Plays in February</b>	<b>4-1</b>	Scores 90-99 points	3-0
Has more FTs made than opponent	15-3	Plays in March	--	Scores 100+ points	1-0
Has equal FTs made	2-0	Plays in April	--	<b>Plays on ESPN</b>	<b>9-2</b>
Has less FTs made than opponent	3-2	Plays during the day (before 6 p.m.)	6-1	Plays on ESPN2	1-1
Outrebounds opponent	15-0	<b>Plays at night (after 6 p.m.)</b>	<b>14-4</b>	Plays on ACC Network	8-1
Is outrebounded	5-4			Plays on ABC	--
Has equal rebounds	0-1			Plays on CBS/TBS	--
				Plays on Regional Sports Networks	--
				Plays on The CW	2-1

## TEAM HIGHS & LOWS

		<b>DUKE</b>	<b>OPPONENT</b>
Points 1st Half	High	48 at Pittsburgh (1/9/24)	45 by North Carolina (2/3/24)
	Low	29, 2x, last vs. Wake Forest (2/12/24)	20 by Michigan State (11/14/23)
Points 2nd Half	High	60 vs. Queens (12/30/23)	47 by Arkansas (11/29/23)
	Low	27 at Pittsburgh (1/9/24)	27 by Southern Indiana (11/24/23)
Total Points	High	106 vs. Queens (12/30/23)	93 by North Carolina (2/3/24)
	Low	67 at Notre Dame (1/6/24)	53, 2x, last by Notre Dame (2/7/24)
FG Made	High	40 vs. Queens (12/30/23)	33 by North Carolina (2/3/24)
	Low	21, 2x, last vs. Clemson (1/27/24)	19, 2x, last by Pittsburgh (1/9/24)
FG Attempted	High	69, 2x, last at North Carolina (2/3/24)	69 by Wake Forest (2/12/24)
	Low	48 vs. Charlotte (12/9/23)	50 by Hofstra (12/12/23)
FG Percentage 1st Half	High	.625 (15-of-24) at Florida State (2/17/24)	.517 (15-of-29), 2x, last by Georgia Tech (1/13/24)
	Low	.310 (9-of-29) at Notre Dame (1/6/24)	.282 (11-of-39) by Wake Forest (2/12/24)
FG Percentage 2nd Half	High	.750 (18-of-24) vs. Syracuse (1/2/24)	.609 (14-of-23) by Arkansas (11/29/23)
	Low	.344 (11-of-32) at Florida State (2/17/24)	.367, 2x, last (11-of-30) by Notre Dame (2/7/24)
FG Percentage	High	.644 (38-of-59) vs. Dartmouth (11/6/23)	.545 (30-of-55) by Georgia Tech (1/13/24)
	Low	.356 (21-of-59) at Notre Dame (1/6/24)	.328 (19-of-58) by Pittsburgh (1/9/24)
3-Pt. FG Made	High	13 vs. Bucknell (11/17/23)	11 by Georgia Tech (1/13/24)
	Low	4, 3x, last vs. Notre Dame (2/7/24)	4, 4x, last by Florida State (2/17/24)
3-Pt. FG Att.	High	34 vs. Bucknell (11/17/23)	29 by Bucknell (11/17/23)
	Low	12 vs. Baylor (12/20/23)	14 by Florida State (2/17/24)
3-Pt. FG Pct.	High	.625 (10-of-16) at Florida State (2/17/24)	.550 (11-of-20) by Georgia Tech (1/13/24)
	Low	.222 (4-of-18) vs. Notre Dame (2/7/24)	.192 (5-of-26) by Boston College (2/10/24)
FT Made	High	24, 2x, last vs. Baylor (12/20/23)	19 by Arkansas (11/29/23)
	Low	6, 2x, last at Virginia Tech (1/29/24)	5 by Southern Indiana (11/24/23)
FT Attempted	High	33 vs. Clemson (1/27/24)	30 by Arkansas (11/29/23)
	Low	9 at Pittsburgh (1/9/24)	6 by Southern Indiana (11/24/23)
FT Percentage	High	.889 (16-of-18) vs. Syracuse (1/2/24)	.857 (6-of-7) by Pittsburgh (1/9/24)
	Low	.600, 3x, last (15-of-25) vs. Notre Dame (2/7/24)	.500 (8-of-16) by Notre Dame (1/6/24)
Off. Rebounds	High	16 vs. Notre Dame (2/7/24)	15, 2x, last by Wake Forest (2/12/24)
	Low	4, 2x, last vs. Clemson (1/27/24)	2 by Hofstra (12/12/23)
Def. Rebounds	High	33 vs. Bucknell (11/17/23)	35 by Arkansas (11/29/23)
	Low	21 at Florida State (2/17/24)	15 by Pittsburgh (1/9/24)
Total Rebounds	High	46 vs. Bucknell (11/17/23)	45 by Arizona (11/10/23)
	Low	25 vs. Pittsburgh (1/20/24)	20 by Virginia Tech (1/29/24)
Assists	High	24 vs. Queens (12/30/23)	19 by Georgia Tech (12/2/23)
	Low	8, 2x, last at North Carolina (2/3/24)	5 by Notre Dame (1/6/24)
Blocked Shots	High	11 vs. Queens (12/30/23)	10 by Arkansas (11/29/23)
	Low	0 vs. Baylor (12/20/23)	1, 3x, last by Louisville (1/23/24)
Steals	High	11, 2x, last vs. Syracuse (1/2/24)	13 by by Pittsburgh (1/9/24)
	Low	1 at Virginia Tech (1/29/24)	1 by Georgia Tech (12/2/23)
Turnovers	High	17 at Florida State (2/17/24)	19 by Queens (12/30/23)
	Low	4 vs. Georgia Tech (1/13/24)	4 by Virginia Tech (1/29/24)
Personal Fouls	High	24 at Arkansas (11/29/23)	23 by Michigan State (11/14/23)
	Low	9 vs. Southern Indiana (11/24/23)	10 by Virginia Tech (1/29/24)

## INDIVIDUAL GAME HIGHS

	<b>DUKE</b>	<b>OPPONENT</b>
Total Points	35 by Jared McCain at Florida State (2/17/24)	26 by Maliq Brown, Syracuse (1/2/24)
First Half Points	25 by Jared McCain at Florida State (2/17/24)	17 by Darlinstone Dubar, Hofstra (12/12/23)
Second Half Points	23 by Kyle Filipowski at Arkansas (11/29/23)	18 by Tyson Walker, Michigan State (11/14/23)
FG Made	12 by Jared McCain at Florida State (2/17/24)	11, 3x, last by Maliq Brown, Syracuse (1/2/24)
FG Attempted	24 by Kyle Filipowski vs. Georgia Tech (1/13/24)	21 by Markus Burton, Notre Dame (1/6/24)
3-Pt. FG Made	8 by Jared McCain at Florida State (2/17/24)	7, 2x, last by Blake Hinson, Pittsburgh (1/20/24)
3-Pt. FG Attempted	11 by Jared McCain at Florida State (2/17/24)	11 by Darlinstone Dubar, Hofstra (12/12/23)
FT Made	9, 2x, last by Jeremy Roach at Notre Dame (1/6/24)	8, 2x, last by Judah Mintz, Syracuse (1/2/24)
FT Attempted	12 by Mark Mitchell vs. Charlotte (12/9/23)	11 by Khalif Battle, Arkansas (11/29/23)
Rebounds	15 by Kyle Filipowski at Louisville (1/23/24)	13 by AJ Smith, Southern Indiana (11/24/23)
Offensive Rebounds	7 by Kyle Filipowski vs. Georgia Tech (1/13/24)	8 by Yves Missi, Baylor (12/20/23)
Defensive Rebounds	11, 2x, last by Kyle Filipowski at Louisville (1/23/24)	12 by AJ Smith, Southern Indiana (11/24/23)
Assists	8, 3x, last by Kyle Filipowski/Jeremy Roach vs. Dartmouth (11/6/23)	9, 2x, last by Jaquan Carlos, Hofstra (12/12/23)
Turnovers	7 by Kyle Filipowski vs. Hofstra (12/12/23)	7 by Deyton Albury, Queens (12/30/23)
Blocked Shots	5 by Kyle Filipowski vs. Queens (12/30/23)	6 by Chandler Lawson, Arkansas (11/29/23)
Steals	4 by Jeremy Roach at Notre Dame (1/6/24)	5 by Guillermo Diaz Graham, Pittsburgh (1/9/24)
Minutes	40 by Jeremy Roach at Georgia Tech (12/2/23)	39, 4x, last by Harrison Ingram, North Carolina (2/3/24)

## COMPARISON GAME-BY-GAME

	1st Half	2nd Half	Final	Margin	Total FG	FG Pct.	3pt. FG	3FG Pct.	FT	FT Pct.	Reb	Margin	Assists	Turns	Blocks	Steals	Fouls
Dartmouth	42-21	50-33	92-54	+38	38-59/19-56	.644/.339	7-17/4-18	.412/.222	9-12/12-17	.750/.706	33/29	+4	18/11	9/13	6/1	6/5	18/16
Arizona	33-41	40-37	73-78	-5	28-65/30-65	.431/.462	8-23/6-17	.348/.353	9-12/12-18	.750/.667	33/45	-12	14/17	14/17	3/5	9/8	17/17
vs. Michigan St.	31-20	43-45	74-65	+9	22-49/26-63	.449/.413	6-22/6-19	.273/.316	24-30/7-12	.800/.583	35/33	+2	17/12	13/13	5/6	6/5	16/23
Bucknell	44-29	46-31	90-60	+30	32-65/20-54	.492/.370	13-34/9-29	.382/.310	13-16/11-15	.813/.733	46/27	+19	23/13	7/13	2/3	9/3	16/14
La Salle	39-29	56-37	95-66	+29	36-67/24-58	.537/.414	9-22/6-24	.409/.250	14-20/12-17	.700/.706	42/27	+15	21/11	5/9	3/1	4/3	18/16
Southern Ind.	31-35	49-27	80-62	+18	29-60/24-58	.483/.414	5-18/9-21	.278/.429	17-28/5-6	.607/.833	38/33	+5	13/15	7/12	4/4	4/4	9/19
at Arkansas	32-33	43-47	75-80	-5	24-67/26-53	.358/.491	6-22/9-22	.273/.409	21-31/19-30	.677/.633	34-40	-6	10/17	8/12	3/10	7/6	24/21
at Georgia Tech	31-35	37-37	68-72	-4	26-62/27-53	.419/.509	4-16/7-23	.250/.304	12-20/11-13	.600/.846	33/33	--	12/19	6/12	6/8	8/1	15/12
Charlotte	45-27	35-29	80-56	+24	24-48/21-52	.500/.404	10-18/4-20	.556/.200	22-28/10-16	.786/.625	36/25	+11	15/9	11/11	2/6	7/4	14/19
Hofstra	44-39	45-29	89-68	+21	33-60/25-50	.550/.500	11-22/10-24	.500/.417	12-14/8-10	.857/.800	32/23	+9	22/13	10/14	3/6	6/3	11/13
vs. Baylor	34-32	44-38	78-70	+8	25-51/25-57	.490/.439	4-12/8-18	.333/.444	24-29/12-16	.828/.750	29/30	-1	14/10	8/14	0/7	8/3	13/20
Queens	46-33	60-36	106-69	+37	40-69/25-59	.580/.424	9-26/7-22	.346/.318	17-23/12-19	.739/.632	41/33	+8	24/11	9/19	11/2	11/7	18/20
Syracuse	35-33	51-33	86-66	+20	31-59/24-55	.525/.436	8-17/4-16	.471/.250	16-18/14-17	.889/.824	30/31	-1	19/14	11/17	5/3	11/7	13/18
at Notre Dame	29-27	38-32	67-59	+8	21-59/23-59	.356/.390	8-26/5-19	.308/.263	17-21/8-16	.810/.500	40/42	-2	10/5	11/14	4/5	9/7	14/22
at Pittsburgh	48-23	27-30	75-53	+22	29-56/19-58	.518/.328	11-25/9-27	.440/.333	6-9/6-7	.667/.857	42/26	+16	19/10	14/10	5/4	5/13	14/11
Georgia Tech	39-39	45-40	84-79	+5	27-63/30-55	.429/.545	10-21/11-20	.476/.550	20-28/8-12	.714/.667	32/34	-2	16/17	4/14	4/8	6/3	15/21
Pittsburgh	34-38	42-42	76-80	-4	22-49/30-59	.449/.508	11-28/10-20	.393/.500	21-28/10-16	.750/.625	25/32	-7	11/13	11/10	3/6	6/5	16/20
at Louisville	45-34	38-35	83-69	+14	29-63/24-52	.460/.462	9-25/5-17	.360/.294	16-22/16-24	.727/.667	43/28	+15	15/9	9/10	3/1	6/4	22/19
Clemson	32-26	45-40	72-71	+1	21-51/23-60	.412/.383	9-21/7-23	.429/.304	21-33/18-22	.636/.818	33/42	-9	8/14	7/9	4/2	7/3	17/19
at Virginia Tech	35-29	42-38	77-67	+10	31-56/26-58	.554/.488	9-17/6-22	.529/.273	6-10/9-12	.600/.750	38/20	+18	19/15	14/4	3/3	1/4	18/10
at North Carolina	35-45	49-48	84-93	-9	35-69/33-66	.507/.500	5-19/9-24	.263/.375	9-11/18-25	.818/.720	34/35	-1	8/18	11/5	3/3	4/9	18/12
Notre Dame	33-25	38-28	71-53	+18	26-60/20-59	.433/.339	4-18/7-27	.222/.259	15-25/6-9	.600/.667	43/35	+8	13/9	9/15	6/6	10/2	11/17
Boston College	36-32	44-33	80-65	+15	30-63/24-59	.476/.407	10-30/5-26	.333/.192	10-13/12-16	.769/.750	38/33	+5	19/15	7/9	1/5	4/6	12/16
Wake Forest	29-27	48-42	77-69	+8	26-55/27-69	.473/.391	7-25/6-26	.280/.231	18-25/9-13	.720/.692	41/37	+4	14/11	13/9	4/4	4/9	17/21
at Florida State	44-34	33-32	76-67	+9	26-56/28-57	.464/.491	10-16/4-14	.625/.286	14-20/7-11	.700/.636	36/27	+9	10/11	17/14	1/9	7/9	13/16

## GAME REPORTS

	Duke Jersey Color	Won Tip Duke	Largest Duke Lead	Largest Duke Deficit	No. of Ties	No. of Lead Changes	Duke Led For	Opp. Led For	Game Tied For	Duke's First Sub(s)
Dartmouth	White	Duke	38	-	1	0	38:30	-	1:30	Foster/Reeves
Arizona	White	Arizona	2	8	11	10	3:14	29:53	7:53	Young
vs. Michigan State	Blue	Michigan State	12	3	2	1	27:13	9:43	3:04	Stewart
Bucknell	White	Bucknell	34	2	-	1	38:53	0:52	0:15	Blakes/Foster/Stewart
La Salle	White	La Salle	32	-	-	-	39:23	-	0:37	Young
Southern Indiana	White	Duke	18	10	2	2	19:32	18:46	1:42	Foster/Stewart/Young
at Arkansas	Black	Duke	3	14	8	16	7:42	25:20	6:58	Young
at Georgia Tech	Blue	Duke	4	11	5	5	1:38	34:40	3:42	Foster
Charlotte	White	Charlotte	25	-	-	-	39:11	-	0:49	Blakes
Hofstra	White	Hofstra	26	5	4	9	31:53	6:06	2:01	Blakes
vs. Baylor	White*	Baylor	13	6	8	8	27:21	8:45	3:54	Blakes
Queens	White	Duke	42	-	1	0	38:36	-	1:24	Blakes/Power/Proctor/Young
Syracuse	White	Duke	20	2	4	4	36:06	0:51	3:03	Power/Proctor
at Notre Dame	Blue	Duke	8	9	2	1	20:06	18:04	1:50	Proctor
at Pittsburgh	Black	Duke	34	-	-	-	38:58	-	1:02	Proctor
Georgia Tech	White	Georgia Tech	10	10	9	11	20:39	14:24	4:57	Blakes/Young
Pittsburgh	White	Pittsburgh	3	11	7	8	2:19	35:22	2:29	Young
at Louisville	Blue	Duke	18	4	1	4	35:50	3:09	1:01	Proctor
Clemson	White	Clemson	12	5	11	12	23:57	12:06	3:57	Stewart/Roach
at Virginia Tech	Black	Duke	14	5	-	1	32:58	6:05	0:57	Roach/Young
at North Carolina	Navy^	Duke	2	15	3	1	0:16	38:04	1:40	Foster/Young
Notre Dame	White	Duke	19	3	2	1	37:11	0:33	2:16	Foster/Young
Boston College	White	Boston College	17	2	0	4	37:31	1:59	0:30	Blakes/Foster/Young
Wake Forest	White	Duke	9	-	4	-	38:27	-	1:33	Foster
at Florida State	Blue	Florida State	11	6	1	1	33:04	6:10	0:46	Young

\* Cameron Brotherhood Uniforms

^ Brotherhood Uniforms

## MISCELLANEOUS STATS

### GAMES AS LEADING SCORER

Kyle Filipowski	7
Jared McCain	7
Mark Mitchell	6
Caleb Foster	2
Tyrese Proctor	2
Jeremy Roach	2

### GAMES AS LEADING REBOUNDER

Kyle Filipowski	14
Jared McCain	5
Mark Mitchell	4
Caleb Foster	1
Sean Stewart	1
Ryan Young	1

### GAMES LEADING IN ASSISTS

Tyrese Proctor	10
Kyle Filipowski	9
Jeremy Roach	7
Caleb Foster	5
Jared McCain	4
Mark Mitchell	1

### DOUBLE-FIGURE SCORING GAMES

Kyle Filipowski	20
Jared McCain	17
Jeremy Roach	17
Mark Mitchell	16
Tyrese Proctor	11
Caleb Foster	7
Jaylen Blakes	2
Ryan Young	2
Sean Stewart	1

### 20+ POINT GAMES

Kyle Filipowski	9
Jared McCain	7
Mark Mitchell	5
Jeremy Roach	3
Tyrese Proctor	2

### 30+ POINT GAMES

Kyle Filipowski	1
Jared McCain	1

### 10+ REBOUND GAMES

Kyle Filipowski	9
Jared McCain	6
Mark Mitchell	3
Sean Stewart	1

### DOUBLE-DOUBLES

Kyle Filipowski	8
Jared McCain	4
Mark Mitchell	3
Sean Stewart	1

### DUNKS

Opponent	52
Duke	68
Mark Mitchell	35
Kyle Filipowski	17
Sean Stewart	7
Caleb Foster	2
Tyrese Proctor	2
Ryan Young	2
Jaylen Blakes	1
Christian Reeves	1
Jeremy Roach	1

### CHARGES DRAWN

Opponent	14
Duke	11
Jaylen Blakes	4
Kyle Filipowski	3
Jeremy Roach	2
Spencer Hubbard	1
Jared McCain	1
Sean Stewart	1

### DUKE'S FIRST SUBSTITUTION

Ryan Young	12
Jaylen Blakes	7
Caleb Foster	7
Tyrese Proctor	5
Sean Stewart	5
TJ Power	2
Jeremy Roach	2
Christian Reeves	1

### THREE-POINT PLAYS

Opponent	13
Duke	27
Kyle Filipowski	9
Mark Mitchell	8
Jeremy Roach	5
Jaylen Blakes	2
Caleb Foster	2
Tyrese Proctor	2
Jared McCain	1

### TECHNICAL FOULS (UNSPORTING)

Opponent	3
Duke	3
Mark Mitchell	1
Tyrese Proctor	1
Jon Scheyer	1

### SHOT CLOCK VIOLATIONS FORCED

Opponent	9
Duke	9

### OPENING TIPS CONTROLLED

Opponent	12
Duke	13
Kyle Filipowski	13

### FREE THROW SHOOTING | LAST 5:00 & OVERTIME

Duke	102-134	.761
TJ Power	4-4	1.000
Jaylen Blakes	2-2	1.000
Sean Stewart	2-2	1.000
Jeremy Roach	30-33	.909
Ryan Young	9-10	.900
Kyle Filipowski	21-27	.778
Jared McCain	10-13	.769
Tyrese Proctor	8-12	.750
Caleb Foster	13-21	.619
Mark Mitchell	7-12	.583

### LARGEST HALFTIME LEAD

21 [42-21] vs. Dartmouth (11/6/23)

### LARGEST HALFTIME DEFICIT

10 [35-45] at North Carolina (2/3/24)

### LARGEST DUKE LEAD

42 [106-64] vs. Queens (12/30/23)

### LARGEST DUKE DEFICIT

15 [48-63] at North Carolina (2/3/24)

### LARGEST DUKE WIN

38 [92-54] vs. Dartmouth (11/6/23)

### LARGEST DUKE DEFEAT

9 [84-93] at North Carolina (2/3/24)

### LONGEST WINNING STREAK

8: 12/9/23-1/13/24

### LONGEST LOSING STREAK

2: 11/29/23-12/2/23

### LARGEST ROAD CROWD

21,750 at North Carolina (2/3/24)

### LARGEST NEUTRAL CROWD

18,780 -- United Center, Chicago, Ill. (Champions Classic)

## SPECIALTY STATS

	POINTS IN THE PAINT		POINTS OFF TURNOVERS		2ND CHANCE POINTS		FAST BREAK POINTS		BENCH POINTS	
	Duke	Opp	Duke	Opp	Duke	Opp	Duke	Opp	Duke	Opp
Dartmouth	56	24	18	12	4	8	16	1	35	8
Arizona	34	42	18	16	8	13	11	17	5	16
vs. Michigan State	24	34	9	9	11	16	1	11	26	10
Bucknell	34	20	14	4	23	0	15	5	21	17
La Salle	50	30	12	7	14	4	10	12	34	13
Southern Indiana	48	24	16	11	15	5	9	7	14	22
at Arkansas	36	28	12	11	14	5	24	11	9	36
at Georgia Tech	36	32	17	2	17	0	6	5	28	17
Charlotte	26	26	9	8	12	4	17	7	17	11
Hofstra	40	16	31	7	4	0	9	3	6	7
vs. Baylor	36	32	13	12	7	15	4	3	4	13
Queens	54	34	33	9	17	10	24	10	34	17
Syracuse	46	32	26	11	3	4	21	9	16	36
at Notre Dame	22	28	18	5	5	14	4	3	5	18
at Pittsburgh	32	12	15	13	8	12	10	4	16	7
Georgia Tech	32	24	15	7	15	7	13	7	10	13
Pittsburgh	18	32	16	12	10	11	11	16	8	15
at Louisville	34	30	14	8	21	11	0	0	26	10
Clemson	22	26	13	6	0	15	18	12	6	20
at Virginia Tech	42	36	7	11	15	8	5	2	26	4
at North Carolina	54	36	7	19	16	14	12	16	6	14
Notre Dame	38	20	9	12	21	2	16	5	23	9
Boston College	36	24	19	9	6	6	15	9	10	8
Wake Forest	32	40	5	15	6	12	7	9	4	18
at Florida State	26	40	21	21	13	5	18	12	5	32
Totals	908	732	387	257	285	200	296	196	394	391
Averages	36.3	28.3	15.5	10.3	11.4	8.0	11.8	7.8	15.8	15.6



## THE LAST TIME IT HAPPENED | TEAM

### DUKE WAS RANKED (AP POLL)

No. 1 November 29, 2021  
 Top 5 (2-5) **October 16, 2023**  
 Top 10 (6-10) **February 19, 2024**  
 Top 25 (11-25) **January 22, 2024**

### DUKE PLAYED A RANKED OPPONENT (AP POLL)

No. 1 vs. Gonzaga on Nov. 26, 2021  
 Top 5 (2-5) **at No. 3 North Carolina on Feb. 3, 2024**  
 Top 10 (6-10) **vs. No. 10 Baylor on Dec. 20, 2023**  
 Top 25 (11-25) **vs. No. 18 Michigan State on Nov. 14, 2023**

### DUKE DEFEATED A RANKED OPPONENT (AP POLL)

No. 1 vs. Gonzaga (84-81) on Nov. 26, 2021  
 Top 5 (2-5) vs. No. 3 Kansas (68-66) on Nov. 5, 2019  
 Top 10 (6-10) **vs. No. 10 Baylor (78-70) on Dec. 20, 2023**  
 Top 25 (11-25) **vs. No. 18 Michigan State (74-65) on Nov. 14, 2023**

### DUKE LOST TO A RANKED OPPONENT (AP POLL)

No. 1 vs. North Carolina (68-76) on March 8, 2008  
 Top 5 **at No. 3 North Carolina on Feb. 3, 2024**  
 Top 10 at No. 8 Virginia (62-69, OT) on Feb. 11, 2023  
 Top 25 **vs. No. 12 Arizona (73-78) on Nov. 10, 2023**

### DUKE FACED NO. 1 (AP POLL)

Home vs. Syracuse (W, 66-60) on Feb. 22, 2014  
 Road vs. North Carolina (L, 83-69) on March 7, 1993  
 Neutral vs. Gonzaga (W, 84-81) on Nov. 26, 2021

### 100 POINTS BY A TEAM

By Duke **106 vs. Queens (12/30/23)**  
 By Opponent 113 by Wake Forest (2/25/20)

### 40+ POINT WIN

By Duke 43 [86-43] at Georgia Tech (1/28/23)  
 By Opponent 43 [109-66] by Virginia (3/11/83)

### 30-39 POINT WIN

By Duke **106-69 vs. Queens (12/30/23)**  
 By Opponent 103-73 by UNLV (4/2/90)

### OVERTIME GAME

Duke Win 98-96 at North Carolina (2/8/20)  
 Duke Loss 62-69 at Virginia (2/11/23)

### DOUBLE OVERTIME GAME

Duke Win 66-63 vs. Virginia Tech (12/1/69)  
 Duke Loss 101-113 at Wake Forest (2/25/20)

### TRIPLE OVERTIME GAME

Duke Win 73-72 vs. Clemson (2/24/82)  
 Duke Loss 70-68 at Virginia (2/25/58)

### WON THE GAME IN THE FINAL SECONDS

By Duke Tyrese Proctor, 2 FT at 1.0 second  
**Duke defeated Clemson, 72-71 (1/27/24)**  
 By Opponent Reece Beekman, 3FG at 1.1 seconds  
 Virginia defeated Duke, 69-68 (2/7/22)

### WON THE GAME AT THE BUZZER

By Duke Wendell Moore Jr., FG  
 Duke defeated North Carolina, 98-96 [OT] (2/8/20)  
 By Opponent Nathan Bain, FG  
 Stephen F. Austin defeated Duke, 85-83 [OT] (11/26/19)

### 5 PLAYERS IN DOUBLE-FIGURE POINTS

By Duke **(5) vs. Boston College (2/10/24)**  
 By Opponent **(5) by Arizona (11/10/23)**

### 6 PLAYERS IN DOUBLE-FIGURE POINTS

By Duke **(6) vs. Florida State (2/19/22)**

### 7 PLAYERS IN DOUBLE-FIGURE POINTS

By Duke **(7) vs. Georgia Tech (1/4/17)**

### 8 PLAYERS IN DOUBLE-FIGURE POINTS

By Duke **(8) vs. Clemson (1/27/92)**

### 9+ PLAYERS IN DOUBLE-FIGURE POINTS

By Duke Never

### MADE 40-49 FIELD GOALS

By Duke **40 vs. Queens (12/30/23)**  
 By Opponent 42 by Florida State (2/4/06)

### MADE 50+ FIELD GOALS

By Duke 50 vs. Mercer (12/21/97)  
 By Opponent Never

### MADE FEWER THAN 20 FIELD GOALS

By Duke 19 vs. Virginia (3/11/23)  
 By Opponent **19 by Pittsburgh (1/9/24)**

### HAD 70-79 FIELD GOAL ATTEMPTS

By Duke 72 vs. North Carolina (4/2/22)  
 By Opponent 70 by North Carolina (2/4/23)

### HAD 80-89 FIELD GOAL ATTEMPTS

By Duke 80 at North Carolina (2/8/20)  
 By Opponent 80 by Syracuse (1/14/19)

### HAD 90-99 FIELD GOAL ATTEMPTS

By Duke 90 vs. Wake Forest (12/18/70)  
 By Opponent 91 by William & Mary (12/3/73)

### HAD 100+ FIELD GOAL ATTEMPTS

By Duke 102 vs. NC State (3/5/55)  
 By Opponent 100 by NC State (2/20/74)

### HAD FEWER THAN 30 FIELD GOAL ATTEMPTS

By Duke 23 vs. North Carolina (2/24/79)  
 By Opponent 29 by North Carolina (3/8/02)

### SHOT OVER 60 PERCENT FROM THE FIELD

By Duke **.644 (38-of-59) vs. Dartmouth (1/6/23)**  
 By Opponent **.648 (35-of-54) by Vermont (11/24/13)**

### SHOT OVER 70 PERCENT FROM THE FIELD

By Duke **.704 (38-of-54) vs. Davidson (11/8/13)**  
 By Opponent **.700 (7-of-10) by Wake Forest (2/7/10)**

### SHOT LESS THAN 30 PERCENT FROM THE FIELD

By Duke **.267 (16-of-60) vs. Oregon State (11/24/22)**  
 By Opponent **.278 (15-of-54) by USC Upstate (11/11/22)**

### MADE 10+ THREE-POINT FIELD GOALS

By Duke **10 at Florida State (2/17/24)**  
 By Opponent **10 by Pittsburgh (1/20/24)**

### MADE 15+ THREE-POINT FIELD GOALS

By Duke 15 at Syracuse (2/26/22)  
 By Opponent 18 by The Citadel (11/22/21)

### MADE 0 THREE-POINT FIELD GOALS

By Duke 0-4 vs. Hawai'i (12/30/89)  
 By Opponent 0-8 by Tennessee (11/21/11)

### HAD 30+ THREE-POINT FIELD GOAL ATTEMPTS

By Duke **30 vs. Boston College (2/10/24)**  
 By Opponent 32 by Oral Roberts (3/16/23)

### SHOT OVER 60 PERCENT FROM THE 3-POINT LINE

By Duke **.625 (10-of-16) at Florida State (2/17/24)**  
 By Opponent **.667 (10-of-15) by North Carolina (2/6/21)**

### SHOT OVER 70 PERCENT FROM THE 3-POINT LINE

By Duke **.706 (12-of-17) vs. Virginia Tech (2/21/13)**  
 By Opponent **.727 (8-of-11) by Georgia Tech (2/4/15)**

### SHOT OVER 80 PERCENT FROM THE 3-POINT LINE

By Duke **.800 (8-of-10) vs. Minnesota (11/22/12)**  
 By Opponent **.800 (12-of-15) by N. Carolina (3/5/83)**

### SHOT LESS THAN 20 PERCENT FROM THE 3-POINT LINE

By Duke **.105 (2-of-19) vs. NC State (2/28/23)**  
 By Opponent **.192 (5-of-26) by Boston College (2/10/24)**

### MADE 30-39 FREE THROWS

By Duke 31 at Wake Forest (2/25/20)  
 By Opponent 37 by Wake Forest (2/25/20)

### MADE 40+ FREE THROWS

By Duke 40 vs. Southern Illinois (11/20/08)  
 By Opponent 42 by Wake Forest (12/20/68)

### MADE 5 OR FEWER FREE THROWS

By Duke 4 vs. Tennessee (3/18/23)  
 By Opponent **5 by Southern Indiana (11/24/23)**

### HAD 40-49 FREE THROW ATTEMPTS

By Duke 40 vs. Georgia Tech (1/4/22)  
 By Opponent 40 by Florida State (3/1/06)

### HAD 50+ FREE THROW ATTEMPTS

By Duke 54 vs. Fairfield (11/14/98)  
 By Opponent 50 by Wake Forest (2/25/20)

### SHOT OVER 90 PERCENT FROM THE FOUL LINE

By Duke **.923 (12-of-13) vs. UMES (12/10/22)**  
 By Opponent **.909 (10-11) by Miami (2/6/23)**

### SHOT 100 PERCENT FROM THE FOUL LINE

By Duke 4-of-4 at Syracuse (2/18/23)  
 By Opponent 2-of-2 by UMES (12/10/22)

### HAD 50-59 REBOUNDS

By Duke 51 vs. Pittsburgh (1/11/23)  
 By Opponent 50 by North Carolina (4/2/22)

### HAD 60+ REBOUNDS

By Duke 61 vs. Saint Francis (Pa.) (12/5/17)  
 By Opponent 64 by North Carolina (3/5/16)

### FIVE PLAYERS FOULED OUT

By Duke vs. Wake Forest (2/17/08)  
 By Opponent by Portland State (11/24/17)

### HAD 20-29 ASSISTS

By Duke **24 vs. Queens (12/30/23)**  
 By Opponent 21 by Miami (2/6/23)

### HAD 30+ ASSISTS

By Duke 32 vs. Evansville (12/20/17)  
 By Opponent 30 by Maryland (2/10/90)

### HAD 10+ BLOCKED SHOTS

By Duke **11 vs. Queens (12/30/23)**  
 By Opponent **10 by Arkansas (11/29/23)**

### HAD 15+ STEALS

By Duke 15 vs. USC Upstate (11/11/22)  
 By Opponent 15 by Miami (1/8/22)

### HAD 20+ TURNOVERS

By Duke 22 at Virginia (2/11/23)  
 By Opponent 23 by USC Upstate (11/11/22)

### HAD 30+ TURNOVERS

By Duke 33 vs. Maryland (2/9/91)  
 By Opponent 31 by Eastern Kentucky (11/25/07)

### COMMITTED 10 OR FEWER TURNOVERS

By Duke **7 vs. Boston College (2/10/24)**  
 By Opponent **9 by Wake Forest (2/12/24)**

## THE LAST TIME IT HAPPENED | INDIVIDUAL

### 30-39 POINTS BY A PLAYER

By Duke 35, Jared McCain, at Florida State (2/17/24)  
By Opp. 31, Hunter Cattoor, Virginia Tech (3/12/22)

### 40+ POINTS BY A PLAYER

By Duke 40, J.J. Redick vs. Virginia (1/28/06)  
By Opp. 40, Bootsy Thornton, St. John's (1/24/99)

### 50+ POINTS BY A PLAYER

By Duke 58, Danny Ferry vs. Miami (12/10/88)  
By Opp. Never

### TWO PLAYERS SCORED 20 OR MORE POINTS

By Duke Mark Mitchell (23) & Kyle Filipowski (21)  
vs. Wake Forest (2/12/24)  
By Opp. Terquavion Smith (24), Jarkel Joiner (21),  
NC State (1/4/23)

### THREE PLAYERS SCORED 20 OR MORE POINTS

By Duke Jared McCain (23), Kyle Filipowski (22),  
Jeremy Roach (20) at North Carolina (2/3/24)  
By Opp. Armando Bacot (23), Caleb Love (22),  
RJ Davis (21), Brady Manek (20), North Carolina (3/5/22)

### FOUR PLAYERS SCORED 20 OR MORE POINTS

By Duke Jabari Parker (22), Rodney Hood (22),  
Quinn Cook (21), Rasheed Sulaimon (20)  
vs. Davidson (11/8/13)  
By Opp. Armando Bacot (23), Caleb Love (22),  
RJ Davis (21), Brady Manek (20), North Carolina (3/5/22)

### TWO PLAYERS SCORED 30 OR MORE POINTS

By Duke Gerald Henderson (35), Jon Scheyer (30)  
vs. Wake Forest (2/22/09)  
By Opp. Brian Oliver (31), Dennis Scott (31)  
Georgia Tech (3/10/90)

### 10+ FIELD GOALS MADE BY A PLAYER

By Duke 12, Jared McCain at Florida State (2/17/24)  
By Opp. 10, Hunter Sallis, Wake Forest (2/12/24)

### 15+ FIELD GOALS MADE BY A PLAYER

By Duke 15, Matthew Hurt vs. Louisville (2/27/21)  
By Opp. 17, Al Thornton, Florida State (2/4/06)

### 20-29 FIELD GOAL ATTEMPTS BY A PLAYER

By Duke 20, Jared McCain at Florida State (2/17/24)  
By Opp. 20, Hunter Sallis, Wake Forest (2/12/24)

### 30+ FIELD GOAL ATTEMPTS BY A PLAYER

By Duke 30, RJ Barrett vs. Syracuse (1/14/19)  
By Opp. 32, Al Thornton, Florida State (2/4/06)

### PLAYER SHOT 1.000 WITH 5+ FIELD GOAL ATTEMPTS

By Duke 5-of-5, Jaylen Blakes vs. Charlotte (12/9/23)  
By Opp. 8-8, Kadin Shedrick, Virginia (2/7/22)

### PLAYER SHOT .800 WITH 10+ FIELD GOAL ATTEMPTS

By Duke 8-10 (.800), Kyle Filipowski vs. Queens (12/30/23)  
By Opp. 8-10 (.800) by Blake Hinson, Pittsburgh (1/20/24)

### PLAYER SHOT .900 WITH 10+ FIELD GOAL ATTEMPTS

By Duke 11-12 (.917), Kyle Filipowski at Pittsburgh (1/9/24)  
By Opp. 10-11 (.909), Armando Bacot, North Carolina (3/5/22)

### 5+ 3PT FIELD GOALS MADE BY A PLAYER

By Duke 8, Jared McCain at Florida State (2/17/24)  
By Opp. 5, Harrison Ingram, North Carolina (2/3/24)

### 10+ 3PT FIELD GOAL ATTEMPTS BY A PLAYER

By Duke 11, Jared McCain at Florida State (2/17/24)  
By Opp. 10, Claudell Harris Jr., Boston College (2/10/24)

### PLAYER SHOT .800 WITH 5+ 3PT FIELD GOAL ATTEMPTS

By Duke 4-5 (.800), Jeremy Roach  
at Virginia Tech (1/29/24)  
By Opp. 7-7 (1.000), Blake Hinson  
Pittsburgh (1/20/24)

### 10+ FREE THROWS MADE BY A PLAYER

By Duke 11, Kyle Filipowski vs. Pittsburgh (1/11/23)  
By Opp. 10, Matthew Cleveland, Florida State (12/31/22)

### 15+ FREE THROWS MADE BY A PLAYER

By Duke 15, Wendell Moore Jr., at Wake Forest (2/25/20)  
By Opp. 15, Bryant Crawford, Wake Forest (1/28/17)

### 10+ FREE THROWS ATTEMPTED BY A PLAYER

By Duke 11, Kyle Filipowski vs. Georgia Tech (1/13/24)  
By Opp. 10, AJ McKee, Queens (12/30/23)

### 15+ FREE THROWS ATTEMPTED BY A PLAYER

By Duke 16, Paolo Banchemo vs. Georgia Tech (1/4/22)  
By Opp. 17, Au'Diese Toney, Pittsburgh (1/19/21)

### 20+ FREE THROWS ATTEMPTED BY A PLAYER

By Duke 20, Christian Laettner vs. Boston U. (1/21/92)  
By Opp. 22, Buzzy Wilkinson, Virginia (3/4/54)

### PLAYER SHOT 1.000 WITH 10+ FREE THROW ATTEMPTS

By Duke 10-of-10, Tre Jones vs. North Carolina (3/7/20)  
By Opp. 10-of-10, Matthew Cleveland, Florida State (12/31/22)

### 10+ REBOUNDS BY A PLAYER

By Duke Kyle Filipowski (11), Jared McCain (10)  
vs. Wake Forest (2/12/24)  
By Opp. 10, Kebba Njie, Notre Dame (1/6/24)

### 15+ REBOUNDS BY A PLAYER

By Duke 15, Kyle Filipowski at Louisville (1/23/24)  
By Opp. 21, Armando Bacot, North Carolina (4/2/22)

### 20+ REBOUNDS BY A PLAYER

By Duke 21, Marvin Bagley III vs. Florida State (12/30/17)  
By Opp. 21, Armando Bacot, North Carolina (4/2/22)

### TWO PLAYERS WITH 10 OR MORE REBOUNDS

By Duke Kyle Filipowski (11), Jared McCain (10)  
vs. Wake Forest (2/12/24)  
By Opp. Harrison Ingram (13), Armando Bacot (10)  
North Carolina (2/3/24)

### 5+ OFFENSIVE REBOUNDS BY A PLAYER

By Duke 5, Kyle Filipowski vs. Notre Dame (2/7/24)  
By Opp. 8, Yves Missi, Baylor (12/20/23)

### 10+ DEFENSIVE REBOUNDS BY A PLAYER

By Duke 11, Kyle Filipowski at Louisville (1/23/24)  
By Opp. 11, Harrison Ingram, North Carolina (2/3/24)

### 10+ ASSISTS BY A PLAYER

By Duke 10, Tyrese Proctor vs. Pittsburgh (3/9/23)  
By Opp. 10, Dajuan Harris, Kansas (11/15/22)

### 5+ BLOCKED SHOTS BY A PLAYER

By Duke 5, Kyle Filipowski vs. Queens (12/30/23)  
By Opp. 5, Yves Missi, Baylor (12/20/23)

### 10+ BLOCKED SHOTS BY A PLAYER

By Duke 10, Shelden Williams vs. Maryland (1/11/06)  
By Opp. 10, Jay Huff, Virginia (2/29/20)

### 5+ STEALS BY A PLAYER

By Duke 5, Paolo Banchemo vs. Syracuse (3/10/22)  
By Opp. 5, Guillermo Diaz Graham, Pittsburgh (1/9/24)

### 10+ STEALS BY A PLAYER

By Duke 11, Kenny Dennard vs. Maryland (2/3/79)  
By Opp. Never

### 40 MINUTES PLAYED IN REGULATION

By Duke 40, Jeremy Roach at Georgia Tech (12/2/23)  
By Opp. 40, Leaky Black, North Carolina (3/4/23)

### 40+ MINUTES PLAYED IN A GAME

By Duke 42, Tyrese Proctor at Virginia (2/11/23)  
By Opp. 41, Reece Beekman, Virginia (2/11/23)

### 50+ MINUTES PLAYED IN A GAME

By Duke 53, Chip Engelland vs. Clemson (2/24/82)  
51, Vince Taylor vs. Clemson (2/24/82)  
By Opp. 53, Vince Hamilton, Clemson (2/24/82)  
52, Mike Eppley, Clemson (2/24/82)  
51, Fred Gillam, Clemson (2/24/82)

### DOUBLE-DOUBLE BY A PLAYER\*

By Duke Kyle Filipowski (21/11) & Jared McCain (17/10)  
vs. Wake Forest (2/12/24)  
By Opp. Armando Bacot (25/10) & Harrison Ingram (21/13)  
North Carolina (2/3/24)

### 20-20 GAMES (POINTS - REBOUNDS)

By Duke 32/21, Marvin Bagley III vs. Florida State (12/30/17)  
By Opp. 26/24, Sean May, North Carolina (3/6/05)

### TRIPLE-DOUBLE BY A PLAYER^

By Duke 19/10/10, Wendell Moore Jr., vs. Army (11/12/21)  
By Opp. 16/15/10 blocks, Tree Rollins, Clemson (2/23/77)

### ALL-TIME TRIPLE-DOUBLES BY A DUKE PLAYER (5)

21/18/10 assists, Art Heyman vs. Virginia (2/28/63)  
13/12/11 assists, Gene Banks vs. Lehigh (1/9/78)  
19/11/10 blocks, Shelden Williams vs. Maryland (1/11/06)  
23/11/10 assists, RJ Barrett vs. NC State (2/16/19)  
19/10/10 assists, Wendell Moore Jr., vs. Army (11/12/21)

*\*Double-doubles are points and rebounds  
unless otherwise indicated*

*^Triple-doubles are points, rebounds, and assists  
unless indicated*

## DUKE SEASON STATS

### Game Records

Record	Overall	Home	Away	Neutral
ALL GAMES	20-5	13-2	5-3	2-0
CONFERENCE	11-3	6-1	5-2	0-0
NON-CONFERENCE	9-2	7-1	0-1	2-0

### Score by Periods

Team	1st	2nd	OT	TOT
Duke	926	1082	0	2008
Opponents	786	905	0	1691

### Team Box Score

No.	Player	Total			3-Point		F-Throw		Rebounds					Other								
		GP-GS	MIN	AVG	FG-FGA	FG%	3FG-3FGA	3FG%	FT-FTA	FT%	OFF	DEF	TOT	AVG	PF	DQ	A	TO	BLK	STL	PTS	AVG
30	FILIPOWSKI, Kyle	25-25	755:51	30.2	156-314	.497	29-84	.345	84-129	.651	53	155	208	8.3	72	1	67	57	42	27	425	17.0
3	ROACH, Jeremy	24-22	759:28	31.6	114-239	.477	39-87	.448	70-81	.864	10	47	57	2.4	55	1	76	28	3	28	337	14.0
0	MCCAIN, Jared	25-25	755:44	30.2	122-264	.462	58-141	.411	42-50	.840	21	102	123	4.9	42	1	46	29	0	28	344	13.8
25	MITCHELL, Mark	22-21	648:22	29.5	98-180	.544	7-33	.212	80-116	.690	49	91	140	6.4	30	0	25	26	13	15	283	12.9
5	PROCTOR, Tyrese	21-16	602:11	28.7	73-167	.437	33-93	.355	32-42	.762	2	58	60	2.9	33	0	74	28	3	14	211	10.0
1	FOSTER, Caleb	25-13	635:08	25.4	66-155	.426	23-60	.383	33-48	.688	9	51	60	2.4	51	1	54	26	2	16	188	7.5
15	YOUNG, Ryan	25-2	293:53	11.8	31-52	.596	0-1	.000	17-24	.708	32	51	83	3.3	40	0	24	24	15	5	79	3.2
2	BLAKES, Jaylen	22-1	232:15	10.6	17-36	.472	5-15	.333	12-13	.923	3	15	18	0.8	24	0	11	6	5	15	51	2.3
13	STEWART, Sean	22-0	164:32	7.5	21-40	.525	0-0	.000	8-17	.471	27	33	60	2.7	28	0	2	7	9	12	50	2.3
12	POWER, TJ	17-0	116:26	6.8	10-26	.385	9-22	.409	4-4	1.000	4	10	14	0.8	8	0	3	4	1	4	33	1.9
21	REEVES, Christian	3-0	15:35	5.2	2-3	.667	0-0	.000	1-2	.500	1	4	5	1.7	3	0	0	2	1	0	5	1.7
55	HUBBARD, Spencer	5-0	10:30	2.1	1-3	.333	0-2	.000	0-0	.000	0	2	2	0.4	2	0	2	0	0	0	2	0.4
20	BEGOVIICH, Neal	5-0	10:04	2.0	0-2	.000	0-2	.000	0-0	.000	0	3	3	0.6	0	0	0	0	0	0	0	0.0
Team											39	38	77				8					
<b>Total</b>		<b>25</b>	<b>5000</b>		<b>711-1481</b>	<b>.480</b>	<b>203-540</b>	<b>.376</b>	<b>383-526</b>	<b>.728</b>	<b>250</b>	<b>660</b>	<b>910</b>	<b>36.4</b>	<b>388</b>	<b>4</b>	<b>384</b>	<b>245</b>	<b>94</b>	<b>164</b>	<b>2008</b>	<b>80.3</b>
<b>Opponents</b>		<b>25</b>	<b>5000</b>		<b>623-1445</b>	<b>.431</b>	<b>173-538</b>	<b>.322</b>	<b>272-389</b>	<b>.699</b>	<b>218</b>	<b>582</b>	<b>800</b>	<b>32.0</b>	<b>433</b>	<b>9</b>	<b>320</b>	<b>298</b>	<b>118</b>	<b>133</b>	<b>1691</b>	<b>67.6</b>

### Team Statistics

	DU	OPP
<b>Scoring</b>	<b>2008</b>	<b>1691</b>
Points per game	80.3	67.6
Scoring margin	+12.7	-
<b>Field goals-att</b>	<b>711-1481</b>	<b>623-1445</b>
Field goal pct	.480	.431
<b>3 point fg-att</b>	<b>203-540</b>	<b>173-538</b>
3-point FG pct	.376	.322
3-pt FG made per game	8.1	6.9
<b>Free throws-att</b>	<b>383-526</b>	<b>272-389</b>
Free throw pct	.728	.699
F-Throws made per game	15.3	10.9
<b>Rebounds</b>	<b>910</b>	<b>800</b>
Rebounds per game	36.4	32.0
Rebounding margin	+4.4	-
<b>Assists</b>	<b>384</b>	<b>320</b>
Assists per game	15.4	12.8
<b>Turnovers</b>	<b>245</b>	<b>298</b>
Turnovers per game	9.8	11.9
Turnover margin	+2.1	-
Assist/turnover ratio	1.6	1.1
<b>Steals</b>	<b>164</b>	<b>133</b>
Steals per game	6.6	5.3
<b>Blocks</b>	<b>94</b>	<b>118</b>
Blocks per game	3.8	4.7
<b>Winning streak</b>	<b>4</b>	<b>-</b>
Home win streak	4	-
<b>Attendance</b>	<b>139710</b>	<b>102439</b>
Home games-Avg/Game	15-9314	8-12805
Neutral site-Avg/Game	-	2-18646

### Team Results

Date	Opponent	Score	Att.
11/06/2023	Dartmouth	W 92-54	9314
11/10/2023	Arizona	L 73-78	9314
11/14/2023	vs Michigan St.	W 74-65	18780
11/17/2023	Bucknell	W 90-60	9314
11/21/2023	La Salle	W 95-66	9314
11/24/2023	Southern Ind.	W 80-62	9314
11/29/2023	at Arkansas	L 75-80	20344
12/02/2023	at Georgia Tech	L 68-72	7758
12/09/2023	Charlotte	W 80-56	9314
12/12/2023	Hofstra	W 89-68	9314
12/20/2023	vs Baylor	W 78-70	18512
12/30/2023	Queens (NC)	W 106-69	9314
01/02/2024	Syracuse	W 86-66	9314
01/06/2024	at Notre Dame	W 67-59	8066
01/09/2024	at Pittsburgh	W 75-53	11476
01/13/2024	Georgia Tech	W 84-79	9314
01/20/2024	Pittsburgh	L 76-80	9314
01/23/2024	at Louisville	W 83-69	12620
01/27/2024	Clemson	W 72-71	9314
01/29/2024	at Virginia Tech	W 77-67	8925
02/03/2024	at North Carolina	L 84-93	21750
02/07/2024	Notre Dame	W 71-53	9314
02/10/2024	Boston College	W 80-65	9314
02/12/2024	Wake Forest	W 77-69	9314
02/17/2024	at Florida St.	W 76-67	11500

## DUKE ACC SEASON STATS

### Game Records

Record	Overall	Home	Away	Neutral
ALL GAMES	11-3	6-1	5-2	0-0
CONFERENCE	11-3	6-1	5-2	0-0
NON-CONFERENCE	0-0	0-0	0-0	0-0

### Score by Periods

Team	1st	2nd	OT	TOT
Duke	505	571	0	1076
Opponents	447	516	0	963

### Team Box Score

No.	Player				Total		3-Point		F-Throw		Rebounds								PTS	AVG		
		GP-GS	MIN	AVG	FG-FGA	FG%	3FG-3FGA	3FG%	FT-FTA	FT%	OFF	DEF	TOT	AVG	PF	DQ	A	TO			BLK	STL
30	FILIPOWSKI, Kyle	14-14	444:38	31.8	80-169	.473	17-49	.347	44-74	.595	30	81	111	7.9	41	1	36	37	22	11	221	15.8
0	MCCAIN, Jared	14-14	459:41	32.8	76-170	.447	32-86	.372	26-32	.813	13	64	77	5.5	20	0	23	17	0	15	210	15.0
25	MITCHELL, Mark	12-11	383:02	31.9	62-102	.608	6-14	.429	41-63	.651	30	59	89	7.4	17	0	11	15	9	6	171	14.3
3	ROACH, Jeremy	13-11	400:16	30.8	61-135	.452	23-51	.451	40-44	.909	7	30	37	2.8	30	0	41	19	1	15	185	14.2
5	PROCTOR, Tyrese	13-9	362:34	27.9	41-98	.418	21-58	.362	17-22	.773	0	36	36	2.8	17	0	34	18	1	7	120	9.2
1	FOSTER, Caleb	14-9	362:46	25.9	29-75	.387	13-30	.433	16-23	.696	4	27	31	2.2	34	1	34	13	1	14	87	6.2
15	YOUNG, Ryan	14-1	167:12	11.9	20-35	.571	0-0	.000	5-8	.625	19	28	47	3.4	26	0	10	16	10	3	45	3.2
2	BLAKES, Jaylen	11-1	92:27	8.4	3-13	.231	1-6	.167	7-7	1.000	1	3	4	0.4	14	0	3	2	3	9	14	1.3
13	STEWART, Sean	12-0	81:22	6.8	5-11	.455	0-0	.000	5-10	.500	11	15	26	2.2	14	0	1	3	4	7	15	1.3
12	POWER, TJ	9-0	46:02	5.1	3-13	.231	2-10	.200	0-0	.000	3	7	10	1.1	2	0	0	2	1	1	8	0.9
Team											25	15	40					2				
<b>Total</b>		<b>14</b>	<b>2800</b>		<b>380-821</b>	<b>.463</b>	<b>115-304</b>	<b>.378</b>	<b>201-283</b>	<b>.710</b>	<b>143</b>	<b>365</b>	<b>508</b>	<b>36.3</b>	<b>215</b>	<b>2</b>	<b>193</b>	<b>144</b>	<b>52</b>	<b>88</b>	<b>1076</b>	<b>76.9</b>
<b>Opponents</b>		<b>14</b>	<b>2800</b>		<b>358-819</b>	<b>.437</b>	<b>95-304</b>	<b>.313</b>	<b>152-213</b>	<b>.714</b>	<b>124</b>	<b>331</b>	<b>455</b>	<b>32.5</b>	<b>236</b>	<b>8</b>	<b>181</b>	<b>152</b>	<b>67</b>	<b>82</b>	<b>963</b>	<b>68.8</b>

### Team Statistics

	DU	OPP
<b>Scoring</b>	<b>1076</b>	<b>963</b>
Points per game	76.9	68.8
Scoring margin	+8.1	-
<b>Field goals-att</b>	<b>380-821</b>	<b>358-819</b>
Field goal pct	.463	.437
<b>3 point fg-att</b>	<b>115-304</b>	<b>95-304</b>
3-point FG pct	.378	.313
3-pt FG made per game	8.2	6.8
<b>Free throws-att</b>	<b>201-283</b>	<b>152-213</b>
Free throw pct	.710	.714
F-Throws made per game	14.4	10.9
<b>Rebounds</b>	<b>508</b>	<b>455</b>
Rebounds per game	36.3	32.5
Rebounding margin	+3.8	-
<b>Assists</b>	<b>193</b>	<b>181</b>
Assists per game	13.8	12.9
<b>Turnovers</b>	<b>144</b>	<b>152</b>
Turnovers per game	10.3	10.9
Turnover margin	+0.6	-
Assist/turnover ratio	1.3	1.2
<b>Steals</b>	<b>88</b>	<b>82</b>
Steals per game	6.3	5.9
<b>Blocks</b>	<b>52</b>	<b>67</b>
Blocks per game	3.7	4.8
<b>Winning streak</b>	<b>4</b>	<b>-</b>
Home win streak	4	-
<b>Attendance</b>	<b>65198</b>	<b>82095</b>
Home games-Avg/Game	7-9314	7-11728
Neutral site-Avg/Game	-	0-0

### Team Results

Date	Opponent		Score	Att.
12/02/2023	at Georgia Tech	L	68-72	7758
01/02/2024	Syracuse	W	86-66	9314
01/06/2024	at Notre Dame	W	67-59	8066
01/09/2024	at Pittsburgh	W	75-53	11476
01/13/2024	Georgia Tech	W	84-79	9314
01/20/2024	Pittsburgh	L	76-80	9314
01/23/2024	at Louisville	W	83-69	12620
01/27/2024	Clemson	W	72-71	9314
01/29/2024	at Virginia Tech	W	77-67	8925
02/03/2024	at North Carolina	L	84-93	21750
02/07/2024	Notre Dame	W	71-53	9314
02/10/2024	Boston College	W	80-65	9314
02/12/2024	Wake Forest	W	77-69	9314
02/17/2024	at Florida St.	W	76-67	11500





# DUKE BASKETBALL

## 2023-24 RADIO/TV ROSTER



**0 • JARED MCCAIN**  
G | 6-3 | 197 | Fr.  
Sacramento, Calif.  
Centennial



**1 • CALEB FOSTER**  
G | 6-5 | 197 | Fr.  
Harrisburg, N.C.  
Notre Dame (Calif.)



**2 • JAYLEN BLAKES**  
G | 6-2 | 204 | Jr.  
Somerset, N.J.  
Blair Academy



**3 • JEREMY ROACH**  
G | 6-2 | 180 | Sr.  
Leesburg, Va.  
St. Paul VI HS



**5 • TYRESE PROCTOR**  
G | 6-5 | 183 | So.  
Sydney, Australia  
NBA Global Academy



**12 • TJ POWER**  
F | 6-9 | 216 | Fr.  
Shrewsbury, Mass.  
Worcester Academy



**13 • SEAN STEWART**  
F | 6-9 | 227 | Fr.  
Windermere, Fla.  
Montverde Academy



**14 • JADEN SCHUTT**  
G | 6-5 | 190 | So.  
Yorkville, Ill.  
Yorkville Christian HS



**15 • RYAN YOUNG**  
F | 6-10 | 238 | Gr.  
Stewartsville, N.J.  
Bethlehem Catholic HS  
Northwestern Univ.



**20 • NEAL BEGOVICH**  
F | 6-9 | 230 | Gr.  
San Francisco, Calif.  
St. Ignatius College Prep  
Stanford Univ.



**21 • CHRISTIAN REEVES**  
C | 7-1 | 261 | So.  
Charlotte, N.C.  
Oak Hill Academy (Va.)



**25 • MARK MITCHELL**  
F | 6-9 | 232 | So.  
Kansas City, Kan.  
Sunrise Christian School




**30 • KYLE FILIPOWSKI**  
C | 7-0 | 248 | So.  
Westtown, N.Y.  
Wilbraham & Monson Academy




**52 • STANLEY BORDEN**  
C | 7-0 | 241 | Jr.  
Istanbul, Turkey  
Istanbul Int'l Community School




**55 • SPENCER HUBBARD**  
G | 5-8 | 157 | Sr.  
Los Angeles, Calif.  
Harvard Westlake HS




**JON SCHEYER**  
Head Coach  
Duke '10  
11th Season at Duke / 2nd as Head Coach



**CHRIS CARRAWELL**  
Associate Head Coach  
Duke '00  
6th Season at Duke



**JAI LUCAS**  
Associate Head Coach  
Texas '11  
2nd Season at Duke



**WILL AVERY**  
Assistant Coach  
Duke '23  
1st Season at Duke



**EMANUEL DILDY**  
Assistant Coach  
Eastern Illinois '05  
1st Season at Duke