



# MIAMI FOOTBALL

## GAMEDAY INFO

Date: Sat., Nov. 2, 2024

Time: 12 p.m. EDT

Location: Miami Gardens, Fla.

Stadium: Hard Rock Stadium (65,326)

Television: ABC

Talent: Joe Tessitore, Jesse Palmer, Katie George

Radio: 560 WQAM

Talent: Joe Zagacki, Don Bailey, Jr., Josh Darrow

Series History: Miami leads, 15-5

Miami / Miami Gardens: Miami leads, 6-3

Durham: Miami leads, 9-2

Neutral Site: N/A

Last Meeting: Miami lost, 21-45 (October 22, 2022)

## SCHEDULE (OVERALL: 8-0, ACC: 4-0)

### OPPOSITIVE TV TIME/RESULT

#### August (1-0)

31 at Florida ABC W, 41-17

#### September (4-0)

7 FLORIDA A&M ACCNX W, 56-9

14 BALL STATE ACCN W, 62-0

21 at USF ESPN W, 50-15

27 VIRGINIA TECH\* ESPN W, 38-34

#### October (3-0)

5 at Cal\* ESPN W, 39-38

19 at Louisville\* ABC W, 52-45

26 FLORIDA STATE\* ESPN W, 36-14

#### November (0-0)

2 DUKE\* ABC 12 p.m.

9 at Georgia Tech\* TBA TBA

23 WAKE FOREST\* TBA TBA

30 at Syracuse\* TBA TBA

BOLD CAPS - home game at Hard Rock Stadium

\* - ACC game

All times Eastern and subject to change

## ATHLETIC COMMUNICATIONS

Primary Contact: Camron Ghorbi, Associate AD / Comm.

Phone: 786-877-7329 | Email: c.ghorbi@miami.edu

Secondary Contact: Josh White, Associate Director / Comm.

Phone: 516-680-3878 | Email: joshwhite@miami.edu

## CANES SOCIAL

Official X: @CanesFootball | @MiamiHurricanes

Official Instagram: @CanesFootball | @MiamiHurricanes

Official Facebook: /CanesFootball | /MiamiHurricanes

## THE MATCHUP

### #5/#5 Miami (8-0, 4-0 ACC)

Head Coach: Mario Cristobal (Miami, '93)

Record at Miami: 20-13

Career Record: 82-73

Record vs. Duke: 0-3



-vs-

### Duke (6-2, 2-2 ACC)

Head Coach: Manny Diaz (Florida State, '95)

Record at Duke: 6-2

Career Record: 27-17

Record vs. UM: 0-0



## QUICK HITS

• The Miami Hurricanes continue their third season under the direction of head coach **Mario Cristobal** on Sat., Nov. 2 vs. Duke. Kickoff from Hard Rock Stadium is set for 12 p.m. on ABC.

• Miami is off to a 8-0 start for the first time under Cristobal. Last time out, Miami dominated rival Florida State, 36-14, on Homecoming on Oct. 26.

• QB **Cam Ward** became the first Hurricanes quarterback in history to ever record seven straight performances of 300 passing yards or more; the streak ended last time out vs. Florida State.

• WR **Xavier Restrepo** moved into No. 3 in Miami's all-time receiving yards list in Miami's win over Florida State, passing the legendary Michael Irvin (2,423). He now has 2,427 career yards.

• Miami is looking to start a season 9-0 for the first time since 2017, when it started the season 10-0.

## HEAD-TO-HEAD 2024

Miami		Duke
46.8	Points Per Game	26.0
226	First Downs	143
194.0	Rush Yards / Game	110.6
366.8	Pass Yards / Game	225.4
7.8	Total Yards / Play	5.0
560.8	Total Offense / Game	336.0
14-331	Kick Returns - Yards	13-287
12-95	Punt Returns - Yards	22-200
5-2	Fumbles - Lost	6-2
73.9	Penalty Yard Avg. / Game	49.3
64.5	Kickoff Average	60.6
34:18	Time of Possession / Game	27:44
60%	3rd Down Percentage	30%
77%	4th Down Percentage	36%
26-173	Sacks By / Yards	24-132
38/41 (93%)	Red Zone Scores	22/26 (85%)
31/41 (76%)	Red Zone TDs	17/26 (65%)
44/44 (100%)	PAT Attempts	20/21 (95%)

## STORYLINES + NOTABLES

• Miami is looking to continue a strong start to Atlantic Coast Conference play when it hosts Duke on Saturday, Nov. 2. The Hurricanes are looking to start 5-0 in ACC play for the first time since 2017, when it started 10-0 overall and 7-0 in ACC and finished with a 7-1 ACC record.

• Bolstered by the addition of several impressive newcomers and anchored by a talented group of returning veterans, Miami was ranked No. 19 in both preseason polls - and checked in at No. 5 in the LBM Coaches Poll and No. 5 in the Associated Press poll on Oct. 27.

• Among Miami's top newcomers is QB **Cam Ward**, who was named ACC Preseason Player of the Year in a poll of media at the conference's annual media day in Charlotte, N.C. Selected to nearly every major award watch list, Ward became the first quarterback in Hurricanes history to throw for 300 yards in seven straight starts. He is considered a Heisman Trophy frontrunner.

## BY THE NUMBERS

.598

\* Miami is the nation's leader in third down conversion rate, capitalizing on 59.8% as an offense.

24

\* No quarterback in Power-4 has thrown for more touchdowns than **Cam Ward**, who is second in FBS with 24 TDs.

560.8

\* The Hurricanes rank No. 1 in all of FBS in total offense, averaging 560.8 yards per game.

# WEEK 10 MEDIA SCHEDULE: DUKE

## MONDAY

3 p.m. - 4 p.m.

head coach /  
coordinators press  
conferences

## TUESDAY

11:30 a.m. - 1 p.m.

student-athlete  
interviews (Zoom)

## WEDNESDAY

11:30 a.m. - 1 p.m.

student-athlete  
interviews (Zoom)

## THURSDAY

no media access

## FRIDAY

no media access

### MIAMI ATHLETICS COMMUNICATIONS STAFF

Camron Ghorbi (primary media contact)

Cell: 786-877-7329

Email: c.ghorbi@miami.edu

Twitter: @CamronGhorbi

Josh White (secondary media contact)

Cell: 516-680-3878

Email: joshwhite@miami.edu

Twitter: @JoshRWhite

Carter Toole

Cell: 615-598-8540

Email: carter.toole@miami.edu

Twitter: @CanesCarter



Website: [www.MiamiHurricanes.com](http://www.MiamiHurricanes.com)

Twitter: @MiamiHurricanes | @CanesFootball

Mailing Address: 5821 San Amaro Drive, Coral Gables, FL 33146

## UNIVERSITY OF MIAMI QUICK FACTS

### UNIVERSITY INFORMATION

Location	Coral Gables, Fla.
Enrollment	19,593
Founded	1925
Nickname	Hurricanes
Colors	Orange, Green and White
Acting President and CEO	Joe Echevarria
Vice President / Director of Athletics	Dan Radakovich
Faculty Athletics Representative	Dr. Marvin Dawkins
Conference	Atlantic Coast Conference
Stadium / Capacity	Hard Rock Stadium / 65,326
Website	MiamiHurricanes.com
Mailing Address	5821 San Amaro Drive, Coral Gables, FL 33146

### COACHING STAFF


Head Coach	Mario Cristobal
Record at Miami	20-13 (third season)
Career Record	82-73 (12th season)

Offensive Coordinator / Quarterbacks	Shannon Dawson
Defensive Coordinator	Lance Guidry
Assistant Head Coach / Offensive Line	Alex Mirabal
Co-Defensive Coordinator / Linebackers	Derek Nicholson
Defensive Line / Associate Head Coach - Defense	Joe Salave'a
Assistant Coach / Cornerbacks	Chevis Jackson
Assistant Coach / Wide Receivers	Kevin Beard
Assistant Coach / Running Backs	Matt Merritt
Assistant Coach / Defensive Line	Jason Taylor
Assistant Coach / Tight Ends	Cody Woodiel
Assistant Offensive Line Coach	Ed Pata
Analyst / Special Teams	Danny Kalter
Football Strength & Conditioning Coordinator	Aaron Feld

Graduate Assistant / Offense	Reggie Bain
Graduate Assistant / Offense	Nate Crutchfield
Graduate Assistant / Defense	Azar Wilson
Graduate Assistant / Defense	Michael Sewell, Jr.

Analyst / Offense	Mike Cassano
Analyst / Offense	David Cooney
Analyst / Offense	Max Drisko
Analyst / Defense	Mac Goode
Analyst / Offense	Landon Hoefer
Analyst / Special Teams	Ferras Isa
Analyst / Offense	Benedick Hyppolite
Analyst / Defense	Sabbath Joseph
Analyst / Offense	Cody Orgeron
Analyst / Defense	Parker Orgeron
Analyst / Defense	Devin Santana
Analyst / Defense	Marc St. Felix
Analyst / Offense	Donovan Varner
Senior Football Advisor	Todd Stroud

## GAME DAY MEDIA INFORMATION: MIAMI HURRICANES FOOTBALL



- All media credential requests should be made through Camron Ghorbi, Associate AD /

Communications, and Josh White, Associate Director / Communications.

- Written media attending games at Hard Rock Stadium should take the press elevator to the "2M" level, where all press seating is located. Radio and TV booths are also on the 2M level.
- The University of Miami athletics communications staff reserves the right to revoke any and all media credentials if a violation of policy occurs; full information and media policies are available on [MiamiHurricanes.com](http://MiamiHurricanes.com) under the "MEDIA" tab on the football page.



# MIAMI HURRICANES NUMERICAL ROSTER

#	NAME	POS.	HT	WT	CL.	HOMETOWN (Previous) (High School)
0	Mishael "Meesh" Powell	DB	6-1	210	6-Y R-Sr.	Seattle, Wash. (Washington) (O'Dea)
0	Joshisa "JoJo" Trader	WR	6-1	180	1-Y Fr.	Opa-Locka, Fla. (Chaminade Madonna)
1	Francisco "Kiko" Mauigoa	LB	6-3	230	4-Y Sr.	'Ili'i, American Samoa (Washington State) (Tafuna)
1	Cam Ward	QB	6-2	223	5-Y Sr.	West Columbia, Texas (Washington State) (UIW) (Columbia)
2	Isaiah Horton	WR	6-4	205	3-Y R-So.	Murfreesboro, Tenn. (Oakland)
2	Daryl Porter, Jr.	DB	5-10	185	5-Y Sr.	Fort Lauderdale, Fla. (West Virginia) (American Heritage)
3	Jacolby George	WR	6-0	176	4-Y Sr.	Lauderhill, Fla. (Plantation)
3	Akheem Mesidor	DL	6-3	280	5-Y Sr.	Ottawa, Ontario (West Virginia) (Clearwater Academy [Fla.])
4	Rueben Bain Jr.	DL	6-3	270	2-Y So.	Miami, Fla. (Miami Central)
4	Mark Fletcher Jr.	RB	6-2	225	2-Y So.	Fort Lauderdale, Fla. (American Heritage)
5	CJ Clark	DL	6-3	305	6-Y R-Sr.	New London, N.C. (NC State) (North Stanly)
5	Nathaniel "Ray Ray" Joseph Jr.	WR	5-10	175	2-Y So.	Miami, Fla. (Miami Edison)
6	Damari Brown	DB	6-2	195	2-Y So.	Fort Lauderdale, Fla. (American Heritage)
6	Damien Martinez	RB	6-0	232	3-Y Jr.	Lewisville, Texas (Oregon State) (Lewisville)
7	Jaden Harris	DB	6-0	195	3-Y R-So.	Atlanta, Ga. (Riverwood)
7	Xavier Restrepo	WR	5-10	198	5-Y Sr.	Coconut Creek, Fla. (Deerfield Beach)
8	Elijah Arroyo	TE	6-4	245	4-Y R-Jr.	Frisco, Texas (Independence)
8	Josh Horton	DL	6-4	295	2-Y R-Fr.	Fairburn, Ga. (Langston Hughes)
9	Tyler Baron	DL	6-5	260	5-Y Sr.	Knoxville, Tenn. (Tennessee) (Knoxville Catholic)
9	Elija Lofton	TE	6-3	230	1-Y Fr.	Las Vegas, Nev. (Bishop Gorman)
10	Simeon Barrow Jr.	DL	6-3	290	5-Y Sr.	Grovetown, Ga. (Michigan State) (Grovetown)
11	Elijah Alston	DL	6-2	256	6-Y R-Sr.	Chesapeake, Va. (Marshall) (Oscar Smith)
11	Sam Brown Jr.	WR	6-2	195	5-Y R-Jr.	Savannah, Ga. (Houston) (West Virginia) (New Hampstead)
12	Marquise Lightfoot	DL	6-5	230	1-Y Fr.	Chicago, Ill. (Kenwood Academy)
15	Judd Anderson	QB	6-7	225	1-Y Fr.	Warner Robins, Ga. (Warner Robins)
15	Markeith Williams	DB	6-2	175	3-Y R-So.	Orlando, Fla. (Evans)
16	Reese Poffenbarger	QB	6-0	208	4-Y R-Jr.	Middletown, Md. (Albany) (Old Dominion) (Middletown)
16	Robert Stafford	DB	5-11	175	2-Y R-Fr.	Melbourne, Fla. (Eau Gallie)
17	Bobby Washington Jr.	LB	6-3	220	2-Y R-Fr.	Miami, Fla. (Miami Palmetto)
17	Emory Williams	QB	6-5	220	2-Y So.	Milton, Fla. (Milton)
18	João Arede	QB	6-4	200	3-Y Jr.	São Paulo, Brazil (Mira Costa College) (IMG Academy [Fla.])
18	Armondo Blount	DL	6-4	260	1-Y Fr.	Fort Lauderdale, Fla. (Miami Central)
18	Riply Luna	QB	6-2	205	2-Y R-Fr.	Kellogg, Idaho (Kellogg)
18	Chance Robinson	WR	6-2	190	1-Y Fr.	Fort Lauderdale, Fla. (St. Thomas Aquinas)
18	Nikao Smith	QB	6-2	210	1-Y Fr.	Fernandina Beach, Fla. (Yulee)
19	Joe Borchers	QB	6-3	210	2-Y R-Fr.	Sarasota, Fla. (Riverview)
19	Ny Carr	WR	6-0	175	1-Y Fr.	Moultrie, Ga. (Colquitt County)
19	D'Yoni Hill	DB	6-0	172	3-Y Jr.	Gainesville, Fla. (Marshall) (Gainesville)
20	Terrell Walden II	RB	5-9	180	3-Y R-So.	Winter Garden, Fla. (West Orange)
20	Zaquan Patterson	DB	6-0	195	1-Y Fr.	Hollywood, Fla. (Chaminade Madonna)
21	Jaylin Alderman	LB	6-1	230	4-Y R-Jr.	Valdosta, Ga. (Louisville) (Valdosta)
21	Jordan Lyle	RB	6-0	180	1-Y Fr.	Fort Lauderdale, Fla. (St. Thomas Aquinas)
22	Cam "Bobby" Pruitt	LB	6-2	200	1-Y Fr.	Theodore, Ala. (Theodore)
23	Dylan Day	DB	6-0	175	1-Y Fr.	Baton Rouge, La. (Southern University Lab)
24	Malik Bryant	DL	6-2	225	2-Y So.	Orlando, Fla. (Jones)
24	Chris Johnson, Jr.	RB	6-0	180	2-Y R-Fr.	Fort Lauderdale, Fla. (Dillard)
25	Jadais Richard	DB	6-1	195	3-Y Jr.	West Monroe, La. (Vanderbilt) (West Monroe)
25	Chris Wheatley-Humphrey	RB	6-0	180	1-Y Fr.	Dania Beach, Fla. (South Broward)
27	Ryan Mack	DB	5-11	170	1-Y Fr.	Fort Lauderdale, Fla. (St. Thomas Aquinas)
28	Ajay Allen	RB	5-11	186	3-Y R-So.	Monroe, La. (Nebraska) (Neville)
28	Isaiah Taylor	DB	5-11	200	4-Y R-Jr.	Fort Lauderdale, Fla. (Arizona) (St. Thomas Aquinas)
28	Robby Washington	DB	5-11	180	2-Y R-Fr.	Miami, Fla. (Miami Palmetto)
29	Romanas "O.J." Frederique, Jr.	DB	6-0	180	1-Y Fr.	Fort Lauderdale, Fla. (St. Thomas Aquinas)
30	Andres Borregales	K	5-11	170	4-Y Sr.	Miami, Fla. (Champagnat Catholic)
31	Wesley Bissainthe	LB	6-1	215	3-Y Jr.	Miami, Fla. (Miami Central)
32	Raul "Popo" Aguirre Jr.	LB	6-2	233	2-Y So.	Fayetteville, Ga. (Whitewater)
33	Booker Pickett Jr.	DL	6-4	205	1-Y Fr.	Tampa, Fla. (Wharton)
33	Nick Thomas	WR	5-8	170	1-Y Fr.	Missouri City, Texas (Ridgepoint)
34	Adarius Hayes	LB	6-4	230	1-Y Fr.	Largo, Fla. (Largo)
35	Jack Whitehouse	RB	5-10	195	1-Y Fr.	Miami, Fla. (Gulliver Prep)
36	Nick Kelly	DB	5-10	189	3-Y R-So.	Santa Rosa, Calif. (Cardinal Newman)
37	Isaiah Thomas	DB	6-2	200	1-Y Fr.	Ontario, Canada (Clearwater International Academy [Fla.])





# MIAMI HURRICANES NUMERICAL ROSTER

#	NAME	POS.	HT	WT	CL.	HOMETOWN (Previous) (High School)
38	Myles Mooyoung	DB	5-11	195	4-Y R-Jr.	Chicago, Ill. (Wylie E. Groves [Mich.])
39	Casey Rizzi	LB	6-0	210	1-Y Fr.	Metairie, La. (Metairie Park)
40	Brennan Burton	WR	6-0	205	1-Y Fr.	Virginia Beach, Va. (Norfolk Christian)
40	Abram Murray	K	6-0	210	1-Y Fr.	Shreveport, La. (C.E. Byrd)
41	Chase Smith	LB	6-2	210	3-Y R-So.	Palm Bay, Fla. (Bayside)
42	Artavius Jones	DL	6-3	310	1-Y Fr.	Blountstown, Fla. (Blountstown)
43	Andrew Cohen	WR	6-2	205	4-Y Sr.	Mahopac, N.Y. (Mahopac)
43	Tyler Rowe	DB	5-11	175	3-Y R-So.	Loganville, Ga. (Georgia Tech) (Grayson)
44	Cole McConathy II	DL	6-5	220	1-Y Fr.	Spanish Fort, Ala. (Spanish Fort)
44	Syncere Sampson	RB	5-9	220	3-Y R-So.	Orlando, Fla. (The Master's Academy)
45	Braylon Lamar	LB	6-0	203	2-Y R-Fr.	Cary, N.C. (Panther Creek)
46	Dylan Reiman	TE	6-6	245	1-Y Fr.	Jupiter, Fla. (Dwyer)
46	Andres Williams	DB	5-10	175	1-Y Fr.	Miami, Fla. (Palmer Trinity School)
47	Stone Stroud	DB	5-8	160	1-Y Fr.	Coral Gables, Fla. (Palmer Trinity School)
48	Owen Ruskavich	TE	6-7	228	2-Y R-Fr.	Great Falls, Va. St. John's College High School (D.C.)
49	Mason Napper	LS	6-2	213	5-Y Sr.	Marietta, Ga. (Lassiter)
50	Zach Carpenter	OL	6-5	295	6-Y R-Sr.	Cincinnati, Ohio (Indiana) (Michigan) (Archbishop Moeller)
51	Luke D'Alise	LB	6-0	200	1-Y Fr.	Oak Park, Ill. (Fenwick)
52	Luis Cristobal Jr.	OL	6-1	295	6-Y R-Sr.	Miami, Fla. (Georgia State) (Christopher Columbus)
53	Joe Enguidanos	DL	6-2	270	5-Y R-Sr.	Niceville, Fla. (Creighton) (Niceville)
54	Michael Donovan	LS	6-3	225	4-Y Jr.	Beverly Hills, Mich. (Michigan State) (Seaholm)
55	Nino Francavilla	OL	6-2	305	1-Y Fr.	Ontario, Canada (Cheshire Academy [Conn.])
56	Iheukwumere Marcus	DL	6-4	250	3-Y Jr.	Yonkers, N.Y. (Johns Hopkins) (Hackley)
57	Matt Antezana	OL	6-0	247	4-Y R-Jr.	Miami, Fla. (Gulliver Prep)
57	Marley Cook	DL	6-2	298	6-Y R-Sr.	Water Valley, Miss. (Middle Tennessee State) (Water Valley)
61	Francis Mauigoa	OL	6-6	315	2-Y So.	'Ili'ili, American Samoa (IMG Academy [Fla.])
62	Tommy Kinsler IV	OL	6-6	340	2-Y R-Fr.	Ocala, Fla. (Trinity Catholic)
63	Samson Okunlola	OL	6-6	330	2-Y R-Fr.	Brockton, Mass. (Thayer Academy)
64	Jalen Rivers	OL	6-5	330	5-Y R-Jr.	Jacksonville, Fla. (Oakleaf)
68	Ian Johnson	OL	5-10	280	3-Y R-So.	Miami, Fla. (Belen Jesuit)
70	Markel Bell	OL	6-8	330	3-Y Jr.	Cleveland, Miss. (Holmes C.C.) (Cleveland Central)
71	Antonio Tripp Jr.	OL	6-3	320	2-Y R-Fr.	Baltimore, Md. (IMG Academy [Fla.])
72	Taylor Broutin	OL	6-6	250	2-Y R-Fr.	Pleasant Valley, Iowa (College of DuPage) (Pleasant Valley)
73	Anez Cooper	OL	6-4	330	3-Y Jr.	Pleasant Grove, Ala. (Pleasant Grove)
74	John Connelly	LS	6-3	220	1-Y Fr.	Huntsville, Ala. (Huntsville)
74	Yerovi Valdes	OL	6-7	330	1-Y Fr.	Cape Coral, Fla. (Cardinal Mooney)
75	Frankie Tinilau	OL	6-6	324	2-Y R-Fr.	Brisbane, Australia (Immaculata-LaSalle [Fla.])
76	Ryan Rodriguez	OL	6-2	286	4-Y R-Jr.	Miami, Fla. (Christopher Columbus)
77	Juan Minaya	OL	6-6	310	1-Y Fr.	Paramus, N.J. (Paramus Catholic)
78	Matthew McCoy	OL	6-6	300	3-Y R-So.	St. John's, Fla. (Creeside)
79	Deryc Plazz	OL	6-4	275	1-Y Fr.	Jacksonville, Fla. (Mandarin)
83	Shemar Kirk	WR	6-0	188	4-Y R-Jr.	Nashville, Tenn. (Reedley College [Calif.]) (McGavock)
84	Cam McCormick	TE	6-5	260	9-Y Grad.	Bend, Ore. (Oregon) (Bend)
85	Jackson Carver	TE	6-6	220	2-Y R-Fr.	Woodbury, Minn. (Culver Academy)
86	Kolby Luna	WR	6-2	205	2-Y R-Fr.	Kellogg, Idaho (Kellogg)
86	Fred Potter	P	5-11	200	3-Y R-So.	London, United Kingdom (Gulliver Prep [Fla.])
87	Hunter Carver	TE	6-4	230	1-Y Fr.	Woodbury, Minn. (Saint Thomas Academy)
88	Riley Williams	TE	6-6	240	2-Y So.	Portland, Ore. (IMG Academy [Fla.])
90	Daylen Russell	DL	6-3	275	1-Y Fr.	Miami, Fla. (Christopher Columbus)
91	Elias Rudolph	DL	6-4	205	1-Y Fr.	Cincinnati, Ohio (Taft)
92	Sam Coufal	DL	6-2	250	2-Y R-Fr.	Wales, Wisc. (Kettle Moraine)
93	Anthony Campbell	DL	6-7	300	6-Y R-Sr.	Bartow, Fla. (ULM) (Independence C.C. [Kan.]) (Bartow)
94	Dylan Joyce	P	6-2	213	2-Y So.	Kyabram, Australia (Assumption College)
95	Cooper Ricks	DL	6-3	230	2-Y R-Fr.	Davidson, N.C. (Community School of Davidson)
96	Tucker Tevepaugh	P	5-11	188	1-Y Fr.	Bluffton, S.C. (Hilton Head Christian Academy)
97	William Rocha	K	5-11	175	2-Y R-Fr.	Mandeville, La. (Fontainebleau)
98	Justin Scott	DL	6-4	298	1-Y Fr.	Chicago, Ill. (St. Ignatius Prep)
99	Ahmad Moten Sr.	DL	6-3	325	3-Y R-So.	Fort Lauderdale, Fla. (Cardinal Gibbons)



## ACC PLAYERS OF THE WEEK

### Week 1 (at Florida):

Zach Carpenter (Offensive Lineman)  
Jaden Harris (Defensive Back)  
Cam Ward (Quarterback)

### Week 2 (Florida A&M):

Tyler Baron (Defensive Lineman)

### Week 3 (Ball State):

Francis Mauigoa (Offensive Lineman)

### Week 4 (at USF):

Cam Ward (Quarterback)

### Week 5 (Virginia Tech):

Cam Ward (Quarterback)

### Week 6 (California):

Cam Ward (Quarterback)

### Week 8 (Louisville):

Cam Ward (Quarterback)  
Sam Brown, Jr. (Receiver)

### Week 9 (Florida State):

Damien Martinez (Running Back)

## CAREER 100-YARD GAMES:

### ACTIVE FBS LEADERS

- 1) Tre Harris - Louisiana Tech - 14
- T-2) Zakhari Franklin - UTSA - 13
- Tory Horton - Colorado State - 13
- Ricky White III - UNLV - 13
- T-5) LaJohtay Wester - FAU - 11
- T-5) Tetairoa McMillan - Arizona - 11
- T-7) **Xavier Restrepo - Miami - 10**
- Dante Cephas - Kent State - 10
- Tez Johnson - Oregon - 10
- Caulin Lacy - Louisville - 10
- Corey Rucker - Arkansas State - 10
- Kyle Williams - Washington State - 10

## THE MATCHUP

- #5/#5 Miami continues the 2024 season - its third under head coach **Mario Cristobal** - on Sat, Nov. 2 with its penultimate home contest of the season against Duke. Kickoff is set for 12 p.m. on ABC from Hard Rock Stadium.
- The Hurricanes lead the all-time series by a 15-5 margin, but lost the last matchup, 45-21, at Hard Rock Stadium in Cristobal's first season in 2022. The Canes are 6-3 against the Blue Devils all time in Miami / Miami Gardens.
- Miami is looking to start the season 9-0 for the first time under Cristobal and the first time since 2017 (10-0).

## A LOOK BACK: CANES THUMP FSU IN RIVALRY TILT

- After three straight games featuring drama and late theatrics, Miami was in control from the outset on Oct. 26, leading to a commanding 36-14 win over visiting Florida State in a rivalry matchup at Hard Rock Stadium.
- For the first time as a Hurricane, QB **Cam Ward** did not throw for 300 yards. He finished 22-for-35 for 208 yards with no touchdowns or interceptions. No matter, though - Miami's running attack piled up 230 yards and three TDs.
- RB **Damien Martinez** led the way for the Hurricanes, finishing with a season-high 148 yards and two TDs on the ground. He had a long rush of 53 yards and averaged 9.9 yards, and was named ACC Running Back of the Week.
- RB **Mark Fletcher, Jr.** made his second straight start at running back and opened the scoring with a touchdown run to put Miami up 7-0 in the first quarter. Fletcher finished with 71 yards on 15 carries in the win.
- WR **Xavier Restrepo** may have only hauled in four catches for 24 yards, but he moved past Michael Irvin into third place in all-time receiving yards in the win. He now has 2,427 yards - just ahead of Irvin (2,423).
- Defensively, Miami held Florida State's offense to a paltry 248 yards - including just 115 passing yards. LB Francisco Mauigoa led UM with seven tackles. DL **Akheem Mesidor** had a sack and DL **Rueben Bain** had 1.5 TFLs.

## MIAMI CHECKS IN AT NO. 5 IN BOTH MAJOR POLLS

- Following a 36-14 win over Florida State last time out, Miami stayed put at No. 5 in the LBM Coaches Poll and moved up to the No. 5 spot in the Associated Press top 25 on Oct. 27. UM had been No. 6 in last week's AP poll.
- Following a 56-9 win over Florida A&M on Sept. 7, Miami cracked the AP top 10 for the first time since Dec. 6, 2020 (No. 9). Following Miami's last win over FSU, the Canes cracked the AP top 5 for the first time since 2017.
- Bolstered by the addition of several impressive newcomers and anchored by a talented group of returning veterans, the Hurricanes were ranked in the top 25 of both preseason polls - checking in at No. 19 in both polls.
- **Mario Cristobal's** highest-ranked team as head coach came in the final 2019 polls, when Oregon was No. 5/5.
- The Hurricanes were not ranked in the 2023 preseason polls, but were ranked in the 2022 preseason polls in Cristobal's first year as head coach, checking in at No. 16 in that year's coaches poll and No. 17 in the AP top 25.
- Miami spent four weeks in the top 25 of 2022 (preseason, Sept. 6, Sept. 11, Sept. 18 polls) and also cracked the top 25 rankings of both polls for four weeks in 2023 (Sept. 10, Sept. 17, Sept. 24, Oct. 1). It has been in the rankings of both polls for the first four weeks of 2024.

## RESTREPO PASSES IRVIN, CLOSING IN ON RECORDS

- With a six-catch, 99-yard performance vs. USF on Sept. 21, WR **Xavier Restrepo** became the 10th Hurricane in program history to eclipse 2,000 career receiving yards. Over his career, Restrepo has now totaled 2,427 yards.
- With 101 yards in a win at Louisville, Restrepo moved into first place in career 100-yard receiving games with 10.
- With four catches last time out in a win over Florida State, Restrepo moved into second place in career receptions, passing Reggie Wayne (173). Restrepo needs nine more catches to pass Mike Harley (182) for the record.
- Just this season, Restrepo has soared past Mike Harley (No. 8), Leonard Hankerson (No. 7), Stacy Coley (No. 6), Lamar Thomas (No. 5) and No. 4 Michael Irvin (2,423) into the top-three in all-time receiving yards at Miami. Restrepo needs 84 yards to pass No. 2 Reggie Wayne (2,510) and 121 to pass Miami's all-time leading receiver, Santana Moss (2,547).
- With his ninth career 100-yard performance in Miami's win at Cal, Restrepo move past Andre Johnson for the most games with 100 receiving yards by a Cane since 2000. Restrepo, who tied Johnson with a 100-yard game earlier in the season, had already moved past Santana Moss and Phillip Dorsett (7 each) this season.



## HEISMAN: CAM WARD'S TOTAL AT UF WAS MOST EVER YARDS BY MIAMI QB IN FIRST START OF CAREER

Jim Kelly (1979)	280 vs. Penn State (Nov. 3)
Bernie Kosar (1983)	223 at Florida (Sept. 3)
Vinny Testaverde (1985)	278 vs. Florida (Sept. 7)
Steve Walsh (1987)	234 vs. Florida (Sept. 5)
Craig Erickson (1989)	281 at Wisconsin (Sept. 9)
Gino Torretta (1989)	239 vs. Cincinnati (Oct. 7)
Frank Costa (1993)	205 at Boston College (Sept. 4)
Ryan Collins (1993)	207 vs. Syracuse (Oct. 23)
Ryan Clement (1995)	96 at Florida State (Oct. 7)
Scott Covington (1996)	295 at BC (Nov. 23)
Kenny Kelly (1999)	245 vs. Ohio State (Aug. 27)
Ken Dorsey (1999)	194 vs. Rutgers (Nov. 20)
Derrick Crudup (2003)	80 vs. Syracuse (Nov. 15)
Brock Berlin (2003)	203 at Louisiana Tech (Aug. 28)
Kyle Wright (2005)	232 at Florida State (Sept. 5)
Kirby Freeman (2006)	140 at Maryland (Nov. 11)
Jacory Harris (2008)	190 vs. Charleston South. (Aug. 28)
Robert Marve (2008)	69 at Florida (Sept. 6)
Stephen Morris (2010)	286 vs. Maryland (Nov. 6)
Brad Kaaya (2014)	179 at Louisville (Sept. 1)
Malik Rosier (2015)	272 at Duke (Oct. 31)
N'Kosi Perry (2018)	125 vs. North Carolina (Sept. 27)
Jarren Williams (2019)	214 vs. Florida (Aug. 24)
D'Eriq King (2020)	144 vs. UAB (Sept. 10)
Tyler Van Dyke (2021)	270 vs. Cent Conn St (Sept. 25)
Jake Garcia (2022)	125 at Virginia (Oct. 29)
Jacurri Brown (2022)	136 at Georgia Tech (Nov. 12)
Emory Williams (2023)	151 vs. Clemson (Oct. 21)

## HEISMAN CANDIDATE SIGNAL CALLER: CAM WARD

- Miami added one of the top quarterbacks in the country in the January transfer window, signing QB **Cam Ward** after two dominant years at Washington State. Ward, who began his career at FCS program Incarnate Word in 2020, started all 25 games of his Washington State career across 2022 and 2023. He finished his time at Wazzu with 6,963 passing yards and 48 passing touchdowns compared to 16 interceptions, and also added 13 rushing touchdowns in his two years with the Cougars. He is now among the favorites to win the Heisman Trophy.
- At the FBS level, Ward has 18 career performances of 300-or-more passing yards (including seven straight to start this season, the first UM quarterback to ever have seven consecutive 300-yard games). 18 is tied for fourth-most (Alan Bowman) among active players, trailing Dillon Gabriel (25), Will Rogers (23) and Seth Henigan (21).
- In a win over USF on Sept. 21, Ward became the 13th player to surpass 15,000 career passing yards in college - he now has 16,622 yards. He became the first ACC player since Miami joined (2004) with at least 300 passing yards and three touchdowns in each of their first five games and the first Miami quarterback to ever do so.
- Ward's 1,035 yards through the air in his first three games were the second-most in program history over a three-game start to the season, trailing only Craig Erickson's 1,126 in 1990. He passed Gino Torretta's 1991 start (989) with 346 in a 62-0 win over Ball State. Ward exited the first four games early with UM sporting substantial leads.
- In his first start as a Hurricane, Ward threw for 385 yards, three touchdowns and one interception on 26-for-35 passing in a road win over Florida. The 385 yards were the most by a Hurricane quarterback in the first start of his Miami career in the modern era of Hurricanes Football (since 1979). He added 33 rushing yards on three carries.
- He was the first Miami quarterback to throw for 300 yards and three touchdowns in a season opener since Ken Dorsey did so at Penn State in 2001. Ward was named ACC Quarterback of the Week and Maxwell Award National Player of the Week for his performance against the Gators. He was also named Davey O'Brien Quarterback of the Week, a member of the Davey O'Brien Award "Great Eight" and a Manning Award Star of the Week.
- He passed for 2,260 yards and an FCS-leading 24 touchdowns against four interceptions with two rushing touchdowns in six games during the shortened 2020-21 FCS season, which was played in spring 2021 due to the COVID-19 pandemic. He won the Jerry Rice Award as the most outstanding freshman in Division I FCS.
- Ward was named the ACC Preseason Player of the Year in a poll of conference media at the league's annual "ACC Kickoff" event in Charlotte. Before transferring to Washington State, Ward was named Southland Conference Offensive Player of the Year in his final year at UIW (2021), totaling 4,648 passing yards and 47 touchdowns.
- A native of West Columbia, Texas - with a population of 3,700 - Ward was a "zero star" recruit out of high school. Though he starred in high school, he threw for only 1,070 yards as a junior and had 12 passing attempts per game as a senior due to the program's focus on running the football.
- Among active players entering the 2024 season, Cam Ward's career total yardage of 14,140 at the FBS / FCS level far surpassed No. 2 Will Rogers (11,999), No. 3 Seth Henigan (11,483), No. 4 Grayson McCall (11,118) and No. 5 Shedeur Sanders (10,293). Since 2020, Ward and former Auburn / Oregon QB Bo Nix (14,110) were the only players to have surpassed 14,000 yards of total offense (pass and rush). He added 413 yards Week 1 vs. UF.

### Cam Ward - Year-By-Year Passing Statistics

		GP-GS	CMP	ATT	INT	YDS	TD	LONG	PCT
2020	Incarnate Word	6-6	183	303	4	2,260	24	59	60.4
2021	Incarnate Word	13-13	384	590	10	4,648	47	80	65.1
2022	Washington St.	13-13	320	497	9	3,231	23	60	64.4
2023	Washington St.	12-12	324	486	7	3,732	25	63	66.6
2024	Miami	8-8	191	281	5	2,746	24	77	68.0
	DIVISION I	33-33	835	1,264	21	9,709	72	77	66.1
	CAREER	52-52	1,402	2,157	35	16,617	143	80	65.0

### Cam Ward - Year-By-Year Rushing Statistics

		GP-GS	ATT	NET	GAINED	LOST	YDS/R	TD	LONG
2020	Incarnate Word	6-6	38	2	143	141	0.1	2	21
2021	Incarnate Word	13-13	74	65	340	262	1.0	1	45
2022	Washington St.	13-13	107	58	376	318	0.5	5	17
2023	Washington St.	12-12	120	144	431	287	1.2	8	22
2024	Miami	8-8	42	186	288	102	4.4	3	24
	DIVISION I	33-33	269	388	1,095	707	1.4	16	24
	CAREER	52-52	381	455	1,578	1,110	1.2	19	45



## UM STARTS 8-0 FOR 2ND TIME SINCE JOINING ACC

• With a 36-14 victory over Florida State last time out, the Hurricanes improved to 8-0 to start the season for only the second time since joining the ACC prior to 2004 and first time since 2017, when Miami started the year 10-0.

## CANES OFFENSE RANKS #1 IN EXPLOSIVE PLAYS

• Miami is ranked No. 1 in FBS in plays of 20-or-more yards (65) and No. 1 in plays of 10-or-more yards (165). Of the 65 plays of 20-or-more yards, 50 are passing - most in FBS. Of the 165 plays of 10-or-more yards, 116 are passing. The Canes had only 48 passing plays of 20-or-more yards and 129 of 10-or-more pass yards in 2023.

## MIAMI HAS TOP 2ND-HALF DIFFERENTIAL IN FBS

• Miami is ranked No. 1 in FBS in scoring differential in second halves; UM's +16.50 scoring difference is ahead of Indiana (+16.26), Ohio State (15.00), Penn State (14.00) and Iowa State (12.43) entering Week 10 of 2024.

Team	Q3 Differential	Q4 Differential	Second Half
1) Miami	+7.50	+9.00	+16.50
2) Indiana	+6.13	+10.13	+16.26
3) Ohio State	+12.14	+2.86	+15.00
4) Penn State	+8.57	+5.43	+14.00
5) Iowa State	+5.00	+7.43	+12.43

## HURRICANES RANK AMONG ACC & NATION'S BEST

• Through the first nine weeks of 2024, the Hurricanes rank among the nation's elite on both sides of the ball.

Offensive Stats	Average/Total	ACC Rank	National Rank
Third Down Conversion	59.8	1st	1st
Total Offense	560.8	1st	1st
First Downs	226	1st	1st
Yards Per Play	7.6	1st	1st
Scoring Offense	46.8	1st	1st
Passing Offense	366.8	1st	2nd
Team Passing Efficiency	175.91	1st	6th
Completion Percentage	.692	1st	8th

Defensive Stats	Average/Total	ACC Rank	National Rank
Team Sacks	3.25	1st	7th
Third Down Conversion	.769	1st	9th
Total Defense	298.9	1st	14th
Rushing Defense	97.1	3rd	11th
Team Passing Efficiency Def.	109.47	3rd	15th
Team Tackles for Loss	7.1	3rd	15th
Passes Intercepted	10	4th	16th
First Downs Defense	136	2nd	31st

## GUIDRY'S CAUSING MAYHEM IN YEAR 2 AT MIAMI

• Entering Week 10, the Hurricanes rank No. 12 in the nation in "defensive mayhem" - plays on defense featuring a tackle for loss, an interception or a gained fumble. Miami has a 14.14% mayhem rate on defense; the Hurricanes have racked up a 8.78% sack rate, a 11.85% tackle-for-loss rate and a 3.70% interception rate in their 8-0 start.

• UM ranks No. 7 in FBS in team sacks (3.25), No. 15 in tackles for loss (7.1) & No. 16 in passes intercepted (10).

## MACKY CANDIDATE ARROYO, TE GROUP SHINING

• A season after the entire group finished with 154 receiving yards and one touchdown in 2023, Miami's tight ends have emerged as go-to options for QB Cam Ward in 2024. In the season opener vs. Florida, **Elijah Arroyo** had a career-best 89 yards on four catches, **Cam McCormick** opened the game's scoring with his first touchdown as a Hurricane, and freshman **Eliza Lofton** had two catches for 38 yards vs. the host Gators in a lopsided win.

• Through eight games, Miami's tight ends have totaled 553 yards on 33 catches with seven touchdown catches. Last time out, Arroyo threw the first touchdown pass of his career on a trick play to Ward. Arroyo ranks fifth on Miami with 16 catches for 310 yards with four touchdowns, which is tied for second-most on Miami.

## OFFENSE AMONG BEST IN COUNTRY IN "3-&-OUT"

• Miami's offense has gone three-and-out on just 3.3% of drives this season. That's the lowest rate by an FBS offense since at least 2004, per TruMediaSports (via Max Olson of The Athletic). Only three of 92 drives have ended with a punt after three plays - two in the season opener. The Canes have one three-and-out in their last 82 drives.

## CHARTING THE CANES

	2024	Cristobal Era
August	1-0	1-0
September	4-0	10-2
October	3-0	7-4
November	0-0	2-6
December	0-0	0-1
ACC home games	2-0	4-6
ACC road games	2-0	6-4
ACC neutral games	0-0	0-0
Non-conference home games	2-0	7-1
Non-conference road games	2-0	3-1
Non-conference neutral games	0-0	0-1
Opponent ranked (AP) - home	0-0	1-2
Opponent ranked (AP) - road	0-0	0-4
Opponent ranked (AP) - neutral	0-0	0-0
Games decided by 1-8 pts	3-0	7-6
Games decided by 9-20 pts	0-0	1-3
Games decided by 21+ pts	5-0	12-4
When scoring 0-9 pts	0-0	0-3
When scoring 10-19 pts	0-0	1-2
When scoring 20-29 pts	1-0	4-5
When scoring 30+ pts	7-0	15-3
When allowing 0-9 pts	2-0	6-0
When allowing 10-19 pts	3-0	7-1
When allowing 20-29 pts	0-0	3-4
When allowing 30+ pts	3-0	4-8
Day games (before 6pm)	3-0	12-7
Night games (6pm or after)	5-0	8-6
In overtime	0-0	3-0
Scoring first	7-0	15-3
Opponent scores first	1-0	5-10
Leading after 1st Q	7-0	13-1
Trailing after 1st Q	0-0	2-10
Leading after 2nd Q	6-0	16-3
Trailing after 2nd Q	2-0	3-9
Leading after 3rd Q	6-0	15-1
Trailing after 3rd Q	2-0	4-12
With 100-yd rusher	3-0	8-3
With 100-yd receiver	5-0	10-7
With 300-yd passer	7-0	9-4





## OCT. 27 (WEEK 10) US LBM COACHES POLL

1)	OREGON	8-0	1,349 (53)
2)	GEORGIA	6-1	1,270 (1)
3)	PENN STATE	7-0	1,239
4)	OHIO STATE	6-1	1,160
5)	MIAMI	8-0	1,136
6)	TEXAS	7-1	1,096
7)	TENNESSEE	6-1	987
8)	CLEMSON	6-1	942
9)	NOTRE DAME	7-1	853
10)	IOWA STATE	7-0	846
11)	TEXAS A&M	7-1	806
12)	BYU	8-0	786
13)	INDIANA	8-0	741
14)	ALABAMA	6-2	619
15)	KANSAS STATE	7-1	533
16)	LSU	6-2	530
17)	PITTSBURGH	7-0	495
18)	OLE MISS	6-2	475
19)	BOISE STATE	6-1	459
20)	SMU	7-1	346
21)	ARMY	7-0	278
22)	WASHINGTON STATE	7-1	160
23)	MISSOURI	6-2	114
24)	ILLINOIS	6-2	89
25)	MEMPHIS	7-1	76

## OCT. 27 (WEEK 10) ASSOCIATED PRESS TOP 25

1)	OREGON	8-0	1,549 (61)
2)	GEORGIA	6-1	1,467 (1)
3)	PENN STATE	7-0	1,417
4)	OHIO STATE	6-1	1,324
5)	MIAMI	8-0	1,283
6)	TEXAS	7-1	1,276
7)	TENNESSEE	6-1	1,081
8)	NOTRE DAME	7-1	1,000
9)	BYU	8-0	995
10)	TEXAS A&M	7-1	972
T-11)	CLEMSON	6-1	968
T-11)	IOWA STATE	7-0	968
13)	INDIANA	8-0	952
14)	ALABAMA	6-2	706
15)	BOISE STATE	6-1	619
16)	LSU	6-2	577
17)	KANSAS STATE	7-1	571
18)	PITTSBURGH	7-0	570
19)	OLE MISS	6-2	471
20)	SMU	7-1	400
21)	ARMY	7-0	312
22)	WASHINGTON STATE	7-1	220
23)	COLORADO	6-2	152
24)	ILLINOIS	6-2	113
25)	MISSOURI	6-2	44

## MIAMI LEADS FBS IN TOTAL OFFENSE, TOP 15 IN D

• Miami is one of just seven teams to rank in the top 15 of both total offense (#1) and total defense (#14) entering Week 10 of college football. The Canes rank first in the ACC in both categories - total offense and total defense.

## O-LINE NAMED JOE MOORE AWARD HONOR ROLL

• The Hurricanes' offensive line was one of 22 groups named to the midseason honor roll for the Joe Moore Award honoring the nation's top unit. Despite missing two players who started the opener for a stretch of five games, the Hurricanes made the cut for the second straight year. Mario Cristobal's OL won the award at Alabama in 2015.

## CONTROLLING THE CLOCK: CANES IN TOP 5 IN FBS

• While Miami's offense has been among the most prolific in the country through the first half of the season, the Hurricanes have also methodically controlled the clock this year. Miami is one of just five teams whose average time of possession is more than 34 minutes per game - 34:18, the fourth-highest mark in all of FBS.

Team	Average TOP
1) Syracuse	34:55
2) Army	34:51
3) Oregon State	34:31
4) Miami	34:18
5) Memphis	34:08

• The Hurricanes average more than 12 more offensive plays per game than their opponents (72.25 / 60.125).

## UM RANKS AMONG BEST IN FBS IN "MIDDLE EIGHT"

• In the "middle eight" rankings - which tracks the scoring in the final four minutes of the first half and the first four minutes of the second half, considered a critical juncture - UM was No. 16 under **Mario Cristobal** in 2022-2023.

• The Hurricanes have remained steady this year; Miami is ranked No. 16 in FBS in middle eight this year (+3.8). From 2014-2019, teams that won the "middle eight" minutes of the game at the FBS level won 74% of the time.

## 50-BURGER: CANES MAKE IT FOUR GAMES OF 50+

• Miami scored 50 points for the third straight game on Sept. 21, topping USF 50-15. The last time Miami had a season featuring three offensive outputs of at least 50 points was 2001 - when it won the national title. Miami had never scored 50 points in three consecutive games prior to this season. UM is No. 2 in FBS in scoring offense.

• The Hurricanes eclipsed the 50 point mark for the fourth time at Louisville - the first year Miami has ever posted four game performances in a single season in Miami history. The previous high for 50-point UM games was three.

## BARON SHINES AMONG TALENTED DEFENSIVE LINE

• One of Miami's most important offseason additions came on the defensive line, when DE **Tyler Baron** arrived to Coral Gables after an impressive career at Tennessee. Baron enrolled at Louisville for the spring but elected to transfer to the Hurricanes, where he has shined through the first six games of the 2024 season.

• Baron, who has started all seven games, is 12th in career TFLs among active players with 35.0. Baron has 18.0 career sacks - which is tied for the 21st-highest active career total among all FBS players. The Knoxville, Tenn., native started once again and put together only the 10th three-sack game over the last 20 years by a UM player vs. Florida A&M. He was named ACC Defensive Lineman of the Week for his performance vs. the Rattlers.

Player	Date	Opponent	Sacks
Greg Rousseau	11/02/2019	at Florida State	4.0
Olivier Vernon	09/02/2010	Florida A&M	3.5
Allen Bailey	10/23/2010	North Carolina	3.5
Akheem Mesidor	10/15/2022	at Virginia Tech	3.5
<b>Tyler Baron</b>	<b>09/07/2024</b>	<b>Florida A&amp;M</b>	<b>3.0</b>
Javon Nanton	10/29/2005	North Carolina	3.0
Marcus Robinson	11/13/2008	Virginia Tech	3.0
Greg Rousseau	10/26/2019	at Pittsburgh	3.0
Marcus Robinson	10/01/2011	Bethune-Cookman	3.0
Calais Campbell	11/04/2006	Virginia Tech	3.0

• UM is the only program in the country with two players with at least 18.0 career sacks each (**Akheem Mesidor**, 21.0). The Hurricanes have four players in the top 60 in FBS in career sacks entering Week 10 - DL **Simeon Barrow** (16.0) is tied for 33rd and LB **Francisco Mauigoa** (13.0) is tied for 56th in career sacks in FBS.





## MIAMI AMONG MOST EFFICIENT SCORING TEAMS

• Even as the nation's most prolific offense, the Hurricanes have managed an impressive level of efficiency.

### Against FBS Competition:

- The Hurricanes score points on 62.5% of their offensive possessions - the best-mark in the nation. Miami scores touchdowns on 50% of possessions - the second-best mark in all of FBS.
- Miami's 3.75% three-and-out percentage on offense is by far the best such mark in the nation.
- The Hurricanes' 16.25% punt percentage on all offensive drives is the lowest such mark in the nation.
- The Hurricanes' 3.38 points-per-possession average is the second-best mark in the country.

## WARD BEGAN MIAMI CAREER WITH 300+ STREAK

• Cam Ward became the sixth FBS quarterback since 1996 to open a career at a school with seven straight 300-yard performances, joining Gardner Minshew (11 - WSU), Bailey Zappe (8 - WKU), Michael Penix, Jr. (8 - UW), Chase Holbrook (7 - NM State), Will Grier (7 - WVU) and Syracuse's Kyle McCord (7), whose streak is active.

## CRISTOBAL ONE OF JUST 17 HCs AT ALMA MATER

• Miami head coach **Mario Cristobal** is one of 17 head coaches in FBS that are coaching at their alma maters.

Head Coach	School	Conference
Brent Key	Georgia Tech	ACC
Jeff Brohm	Louisville	ACC
Mario Cristobal	Miami	ACC
Kenny Dillingham	Arizona State	Big 12
Kalani Sitake	BYU	Big 12
Mike Gundy	Oklahoma State	Big 12
DeShaun Foster	UCLA	Big Ten
Tony Sanchez	New Mexico State	C-USA
Mike Neu	Ball State	MAC
Troy Calhoun	Air Force	Mountain West
Tim Skipper	Fresno State	Mountain West
Timmy Chang	Hawaii	Mountain West
Trent Bray	Oregon State	Pac-12
Kirby Smart	Georgia	SEC
Clark Lea	Vanderbilt	SEC
Shawn Clark	Appalachian State	Sun Belt
Michael Desormeaux	Louisiana	Sun Belt

## BORREGALES TIED FOR 3RD-MOST FG AT MIAMI

• One of the top kickers in the country for the entirety of his career with the Miami Hurricanes, K **Andy Borregales** is enjoying a senior year that could leave him atop the Miami record books among the best kickers in history.

• In a win over VT, Borregales kicked a career-long 56-yard field goal just before halftime - it was tied for the fourth-longest field in Miami Hurricanes history. He moved into sole possession of third place in all-time made field goals at Miami with three field goals (67) vs. Florida State last time out; he is tied for second in FBS among active kickers in career field goals

• Borregales had 12 points vs. the Seminoles (three field goals, three extra points), moving him to 362 career points. Borregales currently trails only Carlos Huerta (397) & Michael Badgley (403) in career points, ranking third at UM.

• Borregales, whose older brother Jose is the lone Lou Groza Award winner in Miami history (2020), went 22 for 26 on field goals in 2023, tied for the most made kicks in the Atlantic Coast Conference. He converted 44 of his 45 extra point attempts and recorded 46 touchbacks on 73 kickoffs. He was also an All-ACC first-team honoree.

• His 67 career field goals are third-most in Miami history, trailing only Michael Badgley (77) and Carlos Huerta (73). Among active FBS kickers, Borregales is one of just seven in the country who have more than 60 career field goals, joining Jonah Dalmas (Boise State - 90), Alex Raynor (Kentucky - 67), John Hoyland (Wyoming - 67), Tyler Hoop (Arizona - 63), Graham Nicholson (Alabama - 64) and Matthew Shipley (Arkansas - 61).

## CANES UNDER CRISTOBAL

### 2024

8-0, 4-0 ACC

DATE	UM	OPP	OPPONENT	W/L	SCORE
Aug. 31	19	—	at Florida	W	41-17
Sept. 7	12	—	Florida A&M	W	56-9
Sept. 14	10	—	Ball State	W	62-0
Sept. 21	9	—	at USF	W	50-15
Sept. 27	7	—	Virginia Tech*	W	38-34
Oct. 5	8	—	at California*	W	39-38
Oct. 19	6	—	at Louisville*	W	52-45
Oct. 26	6	—	Florida State*	W	36-14

### 2023

7-6, 3-5 ACC

DATE	UM	OPP	OPPONENT	W/L	SCORE
Sept. 1	—	—	Miami (Ohio)	W	38-3
Sept. 9	—	23	Texas A&M	W	48-33
Sept. 14	22	—	Bethune-Cookman	W	48-7
Sept. 23	20	—	at Temple	W	41-7
Oct. 7	17	—	Georgia Tech*	L	20-23
Oct. 14	25	12	at North Carolina*	L	31-41
Oct. 21	—	—	Clemson*	W (2OT)	28-20
Oct. 28	—	—	Virginia*	W (OT)	29-26
Nov. 4	—	—	at NC State*	L	6-20
Nov. 11	—	4	at Florida State*	L	20-27
Nov. 18	—	9	Louisville*	L	31-38
Nov. 24	—	—	at Boston College*	W	45-20
Dec. 28	—	—	Rutgers*	L	24-31

^ 2023 Bad Boy Mowers Pinstripe Bowl in New York, N.Y.

### 2022

5-7, 3-5 ACC

DATE	UM	OPP	OPPONENT	W/L	SCORE
Sept. 3	16	—	Bethune-Cookman	W	70-13
Sept. 10	15	—	Southern Miss	W	30-7
Sept. 17	13	23	at Texas A&M	L	9-17
Sept. 24	—	25	Middle Tennessee St.	L	31-45
Oct. 8	—	—	North Carolina*	L	24-27
Oct. 15	—	—	at Virginia Tech*	W	20-14
Oct. 22	—	—	Duke	L	21-45
Oct. 29	—	—	at Virginia*	W (4OT)	14-12
Nov. 5	—	—	Florida State*	L	3-45
Nov. 12	—	—	at Georgia Tech*	W	35-14
Nov. 19	—	9	at Clemson*	L	10-40
Nov. 26	—	—	Pittsburgh*	L	16-42

## IMPACT TRANSFERS

### Offense

QB Cam Ward (Washington State)  
 RB Damien Martinez (Oregon State)  
 WR Sam Brown (Houston)  
 OL Zach Carpenter (Indiana)

### Defense

DB Meesh Powell (Washington)  
 DL C.J. Clark (NC State)  
 DL Tyler Baron (Tennessee)  
 DL Simeon Barrow, Jr. (Michigan State)  
 DL Elijah Alston (Marshall)  
 DB D'Yoni Hill (Marshall)  
 LB Jaylin Alderman (Louisville)



## 2024 SCORING DRIVES

OPPONENT	PLAYS/YDS	TIME	RESULT
at Florida	11 84	5:39	TD
at Florida	9 70	5:26	FG
at Florida	4 58	1:23	TD
at Florida	8 75	2:36	TD
at Florida	6 75	2:35	TD
at Florida	9 86	3:49	TD
at Florida	6 37	3:14	FG
Florida A&M	2 28	0:33	TD
Florida A&M	7 99	3:30	TD
Florida A&M	7 75	2:51	TD
Florida A&M	9 44	4:51	FG
Florida A&M	7 75	2:27	TD
Florida A&M	3 73	1:11	TD
Florida A&M	9 55	3:34	TD
Florida A&M	6 43	3:11	TD
Florida A&M	14 58	8:05	FG
Ball State	11 71	5:10	FG
Ball State	5 60	2:34	TD
Ball State	7 82	2:51	TD
Ball State	2 53	0:16	TD
Ball State	2 21	0:12	TD
Ball State	6 71	2:27	TD
Ball State	13 63	6:54	FG
Ball State	2 90	0:23	TD
Ball State	3 57	1:14	TD
Ball State	7 60	4:10	TD
at USF	8 75	3:29	TD
at USF	8 90	4:59	TD
at USF	2 80	0:37	TD
at USF	12 80	5:51	TD
at USF	7 80	2:53	TD
at USF	10 80	5:36	TD
at USF	3 96	1:39	TD
Virginia Tech	5 73	2:35	TD
Virginia Tech	3 52	0:59	TD
Virginia Tech	2 15	0:15	FG
Virginia Tech	8 89	3:32	TD
Virginia Tech	9 70	3:25	TD
Virginia Tech	10 57	5:50	TD
at Cal	5 63	3:01	TD
at Cal	10 47	4:36	FG
at Cal	12 75	5:04	TD
at Cal	11 75	3:45	TD
at Cal	9 70	2:38	TD
at Cal	6 92	1:16	TD
at Louisville	12 34	5:10	FG
at Louisville	5 70	2:04	TD
at Louisville	4 79	1:17	TD
at Louisville	14 75	6:39	TD
at Louisville	6 75	3:40	TD
at Louisville	5 80	1:59	TD
at Louisville	11 80	6:11	TD
Florida State	7 67	2:29	TD
Florida State	13 95	5:00	TD
Florida State	18 88	6:36	FG
Florida State	11 30	5:04	FG
Florida State	7 31	2:37	FG
Florida State	11 55	7:12	TD
Florida State	5 83	1:59	TD

## WE RUN THIS STATE: HURRICANES LEAD THE WAY

• Among what is commonly referred to as the “Big Three” programs in the Sunshine State - Miami, Florida and Florida State, the Hurricanes are now the all-time state leaders in both wins vs. in-state opponents and winning percentage. UM’s win against Florida was its 100th and propelled UM to the best winning percentage in the state.

Opponents	Miami	FSU	Florida
Bethune-Cookman	7-0	1-0	----
Florida	30-27	28-37-2	XXXX
Florida A&M	11-1	----	1-0
Florida State	36-33	XXXX	37-28-2
Florida Atlantic	3-0	----	4-0
Florida International	3-1	----	1-0
Miami	XXXX	33-35	27-30
Stetson	5-5-2	6-1-1	15-2-2
UCF	2-0	1-0	2-1
USF	6-1	3-1	3-0
<b>Record</b>	<b>103-68-2</b>	<b>72-74-3</b>	<b>90-61-4</b>
<b>Winning pct</b>	<b>.601</b>	<b>.493</b>	<b>.593</b>

## UM MAKES 25TH COLLEGE GAMEDAY APPEARANCE

• Miami’s Oct. 5 trip to Cal marked the 25th time UM has been featured in an ESPN College Gameday site game.

## “HURRICANE BAIN” IS BACK AFTER MISSING TIME

• One of the top performers in the nation last season was DL **Rueben Bai, Jr.**, who enjoyed a dominant rookie campaign that resulted in ACC Defensive Rookie of the Year honors. The 6-foot-3, 275-pound defensive lineman tallied 44 tackles, 12.5 tackles for loss and 7.5 sacks over 13 games, earning Freshman All-American honors. He was also selected to the All-ACC Third Team. Bain missed four weeks but is back after a soft tissue injury.

• Bain, who has 16.5 career TFLs & 10 career sacks, is seventh among active FBS players in TFL / game (0.97).

• Bain’s uncle, Tolbert Bain, lettered for the Hurricanes from 1984-1987. His older brother, Reggie, is an offensive line graduate assistant. The rising sophomore, who was named to the preseason watch lists for the Bednarik and Lombardi Awards, has a nickname “Hurricane Bain” - a writeup from the Miami Herald on the moniker is below:

• *The “Hurricane” started swirling almost 30 years ago, years and years before Rueben Bain was even a thought in his father’s mind and long before the elite edge rusher was one of the crown jewels of the Miami Hurricanes.*

*It all started, fittingly, at “Traz” Powell Stadium in Miami, where Rueben Bain Sr. — just like his son — played his home games and wreaked havoc as a two-way lineman for Carol City. Willie Wilcox, the stadium’s iconic public address announcer, gave him the nickname because of his physicality and tenacity, inspired by the story of wrongfully imprisoned boxer Rubin Carter.*

*It turned out to be something like a premonition from Wilcox. After a solid career with the Chiefs, Bain Sr. graduated, played at Division II Morris Brown College in Atlanta, moved back to Florida, where he started a family. He had a few sons and gave one his own name, and, with it, his own nickname, once Bain Jr. started playing for Miami Central and Wilcox realized who he was. He became the latest in a long line of Bains to star athletically in Miami-Dade County, starting with grandfather Herman Bain, who was a three-sport star at Northwestern.*

*It turns out, Wilcox had something like a premonition...he also embodied the nickname in a way not even his father could, with four state championships in four years, 58 1/2 sacks across his final two seasons at Central and finally a nod as the MaxPreps Florida Player of the Year on Tuesday.” -David Wilson, Miami Herald, December 2022*

## CONTINUITY ON COACHING STAFF ENTERING 2024

• **Mario Cristobal** made significant changes to his coaching staff from Year 1 (2022) to Year 2 (2023) at Miami, including both coordinator positions and several other assistants prior to last year. Entering 2024, however, the Hurricanes returned eight of 10 “full-time” assistants, including both coordinators - **Shannon Dawson** and **Lance Guidry**, who are in their second seasons at Miami.

• The only two new faces to the “full-time” coaching staff are running backs coach **Matt Merritt**, who joined from USF, and cornerbacks coach **Chevis Jackson**, who arrived from Marshall - where he worked with Guidry in 2022.



## PRESEASON AWARDS

### Cam Ward

Johnny Unitas Golden Arm  
Preseason All-ACC  
Preseason ACC POY  
Davey O'Brien Award  
Walter Camp POY Award  
Maxwell Award

### Francisco Mauigoa

Polynesian College POY  
Butkus Award  
Preseason All-ACC  
Bednarik Award  
Nagurski Trophy

### Rueben Bain, Jr.

Lombardi Award  
Bednarik Award  
Preseason All-ACC

### Xavier Restrepo

Preseason All-ACC  
Biletnikoff Award  
Maxwell Award

### Andres Borregales

Lou Groza Award  
Preseason All-ACC

### Damien Martinez

Doak Walker Award  
Maxwell Award

### Andres Borregales

Lou Groza Award  
Preseason All-ACC

### Sam Brown

Biletnikoff Award

### Jacolby George

Biletnikoff Award

### Jaden Harris

Wuerffel Trophy

### Francis Mauigoa

Polynesian College POY

### Jalen Rivers

Outland Trophy

### Mario Cristobal

Dodd Trophy

## MAJOR STRIDES IN YEAR TWO UNDER CRISTOBAL

• The Hurricanes were among the nation's most improved teams in almost every statistical category in their second year under head coach **Mario Cristobal**'s direction. Offensive coordinator **Shannon Dawson** and defensive coordinator **Lance Guidry** enter their second seasons in 2024, after guiding units that jumped to No. 24 nationally in total defense (up from No. 64 in 2022) and No. 31 nationally in total offense (No. 85).

### Defensive Statistics

	2022	ACC	National	2023	ACC	National
Rushing Def.	142.9	8th	54th	105.6	2nd (+6)	11th (+43)
Team TFLs	6.9	5th	22nd	6.8	5th	20th (+2)
Total Defense	376.6	9th	64th	321.6	4th (+5)	24th (+40)
Pass Efficiency	142.55	13th	102nd	123.65	5th (+8)	33rd (+69)
3rd Down % D	.420	13th	97th	.358	6th (+7)	37th (+60)
Scoring Defense	26.8	10th	66th	22.8	6th (+4)	42nd (+22)
Passing Yards D	223.7	10th	79th	216.0	9th (+1)	55th (+24)

### Offensive Statistics

	2022	ACC	National	2023	ACC	National
Sacks Allowed	3.00	9th	108th	1.17	1st (+8)	15th (+93)
Yards Per Play	5.33	9th	89th	6.51	2nd (+7)	22nd (+67)
Total Offense	366.9	9th	85th	441.2	2nd (+7)	31st (+54)
Passes Intercept.	14	3rd	22nd	12	4th (-1)	25th (-3)
Completion %	.617	6th	61st	.649	1st (+5)	27th (+34)
Scoring Offense	23.6	10th	96th	32.1	3rd (+7)	35th (+61)
TFLs Allowed	5.75	7th	70th	4.92	3rd (+4)	35th (+35)
Passing Offense	239.0	5th	59th	264.4	2nd (+3)	36th (+23)
Rushing Off.	127.9	10th	95th	176.8	6th (+4)	42nd (+53)
3rd Down %	.404	6th	52nd	417	4th (+2)	48th (+4)
First Downs O	256	10th	76th	264	5th (+5)	49th (+27)
4th Down %	.409	8th	104th	.556	6th (+2)	55th (+49)
Red Zone O	.812	10th	86th	.837	9th (+1)	73rd (+13)
Fumbles Lost	13	14th	123rd	8	10th (+4)	83rd (+40)
Turnovers Lost	25	13th	117th	21	11th (+2)	103rd (+14)

## MAUIGOA BROTHERS A FORCE ON FIELD AND OFF

• Brothers **Francisco** and **Francis Mauigoa** spent their first seasons in Coral Gables together in 2023 and delivered an immediate impact for the Hurricanes. Both have started the first eight games for the Hurricanes in 2024.

• Francisco, who goes by "Kiko," was a second-team All-ACC linebacker after starting all 13 games and leading UM in tackles with 82. He also ranked among the top players nationally with 18.0 tackles for loss and had 7.5 sacks.

• Francis, who goes by "Sisi," entered the season as a five-star high school prospect and delivered on his potential as a Freshman All-America at right tackle. He started all 13 games and was a key member of a group named to the midseason honor roll for the Joe Moore Award, honoring the nation's top offensive line unit.

• The elder Mauigoa, who spent the first two seasons of his career at Washington State before transferring ahead of his junior season, switched from jersey #51 to #1 prior to this year. His 18.0 tackles for loss last season are the most of any Power-4 returning player entering 2024.

• The Mauigoa Family is from Pago Pago, American Samoa; Fa'alialia and Telesia Mauigoa have three sons who all went on to become Power 5 football players. In addition to Francis and Francisco, their eldest son, Frederick, had a four-year career at Washington State, where he started his final 39 games at center.

## CRISTOBAL'S PROVEN TRACK RECORD STACKS UP

• **Mario Cristobal** is one of only nine active FBS head coaches to have won multiple Power-5 titles, one of only two coaches to have won two titles in six years or fewer (Ryan Day), and one of only six with a Power-5 championship game appearance rate of 50% or better (three in six years). He won two Pac-12s and a Rose Bowl at Oregon. He also pulled in two of the best recruiting classes in Oregon history (2020, 2021) before his departure to Miami.

## ONLY MIAMI HAD FRESHMEN AAs IN ALL 3 PHASES

• Mario Cristobal reeled in the best recruiting class in Miami history in 2023 - eventually topped by the 2024 class - and produced three Freshman All-Americans: DL **Rueben Bain, Jr.** P **Dylan Joyce** & OL **Francis Mauigoa**.



## HONORARY CAPTAIN FOR HOME GAMES

### Week 2 (Florida A&M):

Tom Beier (defensive back, 1965-1966)

### Week 3 (Ball State):

Roland Smith (defensive back, 1987-1990)

### Week 5 (Virginia Tech):

Jaelan Phillips (defensive end, 2020)

### Week 9 (Florida State):

Ray Lewis (linebacker, 1993-1995)

## AROUND THE ACC: LEAGUE STANDINGS

TEAM	OVERALL		ACC	
Miami	8-0	1.000	4-0	1.000
Pittsburgh	7-0	1.000	3-0	1.000
SMU	7-1	.875	5-0	1.000
Clemson	6-1	.857	5-0	1.000
Virginia Tech	5-3	.625	3-1	.750
Louisville	5-3	.625	3-2	.600
Duke	6-2	.750	2-2	.500
Syracuse	5-2	.714	2-2	.500
Georgia Tech	5-4	.556	3-3	.500
Wake Forest	4-4	.500	2-2	.500
Virginia	4-4	.500	2-3	.400
North Carolina	4-4	.500	1-3	.250
NC State	4-4	.500	1-3	.250
Boston College	4-4	.500	1-3	.250
Stanford	2-6	.250	1-4	.200
Florida State	1-7	.125	1-6	.143
California	4-4	.500	0-4	.000

## MIAMI SIGNS TOP RECRUITING CLASS EVER...AGAIN

- For the second straight year, the Miami Hurricanes reeled in the best recruiting class in program history by the 247Sports Composite Rankings. The Hurricanes' incoming group was ranked No. 4 in the nation.
- Miami's group featured six players ranked in the Top247 rankings: DL **Justin Scott** (No. 11), DL **Marquise Lightfoot** (No. 34), DL **Armondo Blount** (No. 39), DB **Zaquan Patterson** (No. 63), WR **JoJo Trader** (No. 70) and WR **Ny Carr** (No. 98).
- Five others cracked the Top247 rankings - DL **Booker Pickett** (No. 142), TE **Elija Lofton** (No. 181), WR **Chance Robinson** (No. 185), DL **Artavius Jones** (No. 233) and RB **Jordan Lyle** (No. 237) - bringing Miami to 11 players in the Top247. UM signed 12 players that were ranked inside the ESPN300, including five rated in the top 50.
- Miami's 2023 class was ranked No. 8 in the nation by 247Sports and produced three Freshman All-Americans.

## UF WAS FIRST NON-CON ROAD OPENER SINCE '01

- The last time Miami opened a season in a true non-conference road game was 2001, when the Hurricanes traveled to Penn State and topped the Nittany Lions, 33-7. The Hurricanes have had multiple neutral site openers since - including Alabama in Atlanta in 2021, Florida in Orlando in 2019 and LSU in Arlington, Texas in 2018.
- UM opened the 2003 season at Louisiana Tech, but played the game in Shreveport, not at the Tech home venue.

## MARTINEZ DOMINATES VS FSU, HONORED BY ACC

- In addition to QB **Cam Ward**, the Hurricanes added another important offensive skill player in the second transfer portal window - RB **Damien Martinez**, who joined after spending his first two years at Oregon State, was named ACC Running Back of the Week this week after finishing with a season-high 148 yards and two TDs vs. FSU.
- Martinez inserted himself into Miami's backfield fresh off of the best season of his college career, rushing for 1,185 yards and nine touchdowns last year for the Beavers. Martinez was the Pac-12's third-leading rusher last season and a First-Team All-Conference selection. Martinez has started all five games for Miami at tailback; in a win at USF, he recorded the first three-TD game against an FBS opponent by a UM running back since Mark Walton in 2016.
- The Lewisville, Texas native had 2,167 career rushing yards and 16 career rushing touchdowns entering his career at Miami, while sporting a career rushing average of 6.1 yards per carry (355 career attempts). He rushed for a season-high 146 yards last year vs. Stanford. His career-high for a game (178 yards) came in 2022 vs. Colorado.
- Martinez joined a running back room that includes **Mark Fletcher Jr.**, who earned a starting job as a true freshman in 2023 by year's end but missed the spring after surgery on his leg, **Ajay Allen**, speedster **Chris Johnson Jr.**, and talented freshman **Jordan Lyle**.

## O-LINE PLAY WAS KEY TO MIAMI'S 2023 GROWTH

- The Hurricanes had one of the top performing offensive lines in the nation a season ago, and many of those contributors are back in 2024. Miami's group was named to the midseason honor roll for the 2023 Joe Moore Award, honoring the nation's top offensive line unit. Starting left tackle **Jalen Rivers**, starting right guard **Anez Cooper** and starting right tackle **Francis Mauigoa** all return.
- Joining that trio of returners is veteran center **Zach Carpenter**, who made 25 starts at Indiana over the previous three seasons (2021-2023). Carpenter started 20 times at center and five times at right guard during his career with Indiana, where he arrived after redshirting his freshman season (2020) at Michigan.
- Impressive statistics for Miami's offensive line from Pro Football Focus entering the 2024 season:
  - Of all ACC offensive linemen entering 2024, Carpenter had the second-best "blown block" rate - just 0.8%, trailing only Logan Parr of SMU (0.7%).
  - Miami led the ACC and ranked 10th in the nation in 2023 in runs stopped for a loss or for no gain - just 15.2%.
  - Of the 17 teams in the ACC, Miami was first in highest yards-per-rush before contact last season, and also ranked first in lowest rate of pressures allowed. UM's pass-blocking efficiency was 91.0 - third-best in the ACC.
  - On non-blitz dropbacks last season, the Hurricanes allowed the second-lowest pressure rate of any team in the ACC at just 21.4% - Boston College ranked first in the conference (21.1%).
  - An eventual Freshman All-America last season, Mauigoa had zero blown run blocks last season - the only returning ACC offensive lineman with 300-plus run blocks to manage the feat.





## DAWSON'S PASSING OFFENSE IMPRESSED IN 2023

- Under the direction of first-year offensive coordinator **Shannon Dawson**, who arrived at Miami as an “air raid” coaching disciple, the Hurricanes ranked No. 2 in the ACC in total team offense last year, averaging 431.2 yards per game – including 258.0 passing yards, which was second-best in the ACC
- The Hurricanes had two of the top receivers in the conference and in the country last year, in **Xavier Restrepo** (1,092 yards) and **Jacoby George** (864), who ranked second and third in the ACC in receiving yards
- 2023 was the first time since the Hurricanes joined the ACC that two players from the same school ranked in the top three in receiving yards in the conference in the same year
- There were only 31 seasons of 1,000 yards last year – one of which was Xavier Restrepo (1,092), who set Miami's season catch record with 85 catches
- Miami's average yards per play jumped to 6.51 in 2023, the second-best mark in the ACC and the No. 22 best mark in the country
- The Hurricanes ranked in the top 30 nationally in yards per play, total offense, least amount of passes intercepted and completion percentage, and in the top 40 nationally in scoring offense and passing offense.

## BARROW, JONES HONOR MIRA (#10), DOOLEY (#42)

- For the first time since originally being retired, the jersey numbers 10 (**Simeon Barrow**) and 42 (**Artavius Jones**) will be worn by Hurricanes on the field in 2024.
- There will be a jersey patch for both Barrow and Jones honoring George Mira Sr., and Jim Dooley, respectively, whose numbers are among the most recognizable in Miami history but have not been worn since their retirement.

### From their respective University of Miami Sports Hall of Fame bios:

#### George Mira Sr.

*“Mira Sr. will long be remembered by Hurricane fans as one of Miami's greatest quarterbacks and perhaps the 'Canes greatest player ever. In his three year career, Mira set numerous passing records, some of which are still in the record books. During his career, Miami once again gained national prominence, reaching the 1961 Liberty Bowl, the first bowl appearance in 19 years. Mira was the quarterback and passer for the '60's, he could drop back and pass and scramble when he had to, which earned him his nickname “The Matador”. In 1962 Mira lead the Hurricanes to the Gotham Bowl in New York City and proved to the country that he was the real deal”*

#### Jim Dooley

*“Jim Dooley is a football legend at the University of Miami. Dooley was the first Hurricane football player to have his jersey number retired, #42, the first Hurricane player to be selected in the first round of the NFL draft, to the Chicago Bears, in 1952, and the first, and only, UM player to be an NFL head coach. Jim came to the University of Miami in 1947 after a stellar high school career at Miami High. As a junior and senior Dooley was a true “sixty minute man” playing both offense and defense. He set several records during his UM days, 17 interceptions on defense and over 1,000 yards rushing on offense. In 1951, Dooley intercepted 10 passes and was named first-team All-American by the associated Press. Dooley played in both the 1951 Orange Bowl Calssic and the 1952 Gator Bowl where he earned MVP honors and setting a Gator Bowl record with 4 interceptions.*

## FIFTY YEARS AND COUNTING FOR #NFLU STREAK

- With four players selected in the 2024 NFL Draft, the Miami Hurricanes extended their streak to 50 consecutive years with at least one NFL Draft selection. The Hurricanes trail only Michigan (1939), USC (1939) and Florida (1952) in consecutive years with at least one pick; Miami's streak began in 1975 and continued in 2024.

## 20 #PROCANES SELECTED TO 53-MAN ROSTERS

- There were 20 ProCanes named to opening day 53-man active rosters by NFL teams, released August 27th.

### 2023 SCORING DRIVES

OPPONENT	PLAYS/YDS	TIME	RESULT
Miami (Ohio)	3 56	1:45	TD
Miami (Ohio)	15 66	7:33	FG
Miami (Ohio)	10 64	5:52	FG
Miami (Ohio)	5 50	0:58	FG
Miami (Ohio)	5 65	2:14	TD
Miami (Ohio)	6 78	2:57	TD
Miami (Ohio)	8 69	4:46	TD
Texas A&M	7 75	3:17	TD
Texas A&M	5 75	2:05	TD
Texas A&M	6 75	0:44	TD
Texas A&M	4 6	1:25	FG
Texas A&M	5 31	2:23	TD
Texas A&M	7 46	4:40	FG
Texas A&M	4 80	2:22	TD
Bethune-Cookman	9 65	4:09	TD
Bethune-Cookman	11 93	5:16	TD
Bethune-Cookman	7 71	2:47	TD
Bethune-Cookman	4 55	2:10	TD
Bethune-Cookman	4 74	0:35	TD
Bethune-Cookman	11 69	6:55	TD
Bethune-Cookman	9 67	4:22	TD
Temple	13 82	6:42	TD
Temple	5 80	2:43	TD
Temple	5 46	1:28	FG
Temple	4 24	1:13	TD
Temple	7 63	3:16	TD
Temple	8 72	3:57	TD
Temple	10 60	5:14	FG
Georgia Tech	12 65	1:22	FG
Georgia Tech	8 50	3:59	TD
Georgia Tech	5 75	2:16	TD
Georgia Tech	4 -7	1:59	FG
North Carolina	4 63	1:52	TD
North Carolina	11 92	5:27	TD
North Carolina	7 57	0:55	FG
North Carolina	12 71	3:47	TD
North Carolina	3 61	0:56	TD
Clemson	1 80	0:14	TD
Clemson	15 75	9:01	TD
Clemson	10 43	5:14	FG
Virginia	8 43	4:34	FG
Virginia	7 64	3:20	TD
Virginia	5 27	1:57	FG
Virginia	9 42	2:50	FG
NC State	12 43	5:06	FG
NC State	9 66	4:08	FG
Florida State	11 82	6:05	TD
Florida State	6 22	1:24	FG
Florida State	5 14	2:48	FG
Florida State	1 80	0:11	TD
Louisville	5 75	1:56	TD
Louisville	4 50	1:32	TD
Louisville	11 82	5:39	TD
Louisville	3 55	1:15	TD
Louisville	11 42	5:28	FG
Boston College	15 67	7:21	TD
Boston College	7 63	3:03	TD
Boston College	10 69	4:32	TD
Boston College	6 71	2:02	TD
Boston College	11 92	5:51	TD
Boston College	5 36	2:27	FG
Boston College	8 65	4:41	TD



# HEAD COACH MARIO CRISTOBAL

THIRD SEASON | MIAMI, 1993

Career Record: 82-73 | UM Record: 20-13 | ACC Record: 10-10

Mario Cristobal, who helped lead the University of Miami to two national championships in 1989 and 1991 as a standout offensive lineman, was named the University's 26th football head coach on December 6, 2021.

One of college football's most highly regarded coaches, Cristobal returned to his alma mater after leading the University of Oregon to three straight Pac-12 Conference championship game appearances and two Pac-12 titles. He is the only coach in the nation whose team has played in a Power Five conference championship game in each of the past three seasons before arriving at Miami.

The Hurricanes showed tremendous growth from Year 1 to Year 2 under Cristobal's direction; Miami was No. 24 in total defense and No. 31 in total offense in all of FBS in 2023, jumping 40 spots in total defense (up from No. 64) and 60 spots in total offense (up from No. 85). Miami pulled in the top two recruiting classes in program history in the modern era by every ranking in his two full cycles - the No. 7 class in the nation in 2023 and the No. 4 class in 2024.

Cristobal brought more than 20 years of FBS coaching experience to Coral Gables, including 10 as a head coach. He compiled a 35-13 record at Oregon, leading the Ducks to consecutive Pac-12 titles in 2019 and 2020. Oregon advanced to three straight conference championship games from 2019 to 2021 and earned bowl-game appearances in each of Cristobal's seasons in Eugene, highlighted by a Rose Bowl victory that capped a 12-win season and No. 5 ranking in the final Associated Press and AFCA Coaches polls in 2019. Cristobal was named the Associated Press Pac-12 Coach of the Year for his efforts that season.

Over Cristobal's first three seasons in Eugene, Oregon players earned 44 all-conference selections and 14 players were selected in the NFL Draft, including first-round selections in each of the past three drafts. With the selections of Kayvon Thibodeaux (2022), Penei Sewell (2021) and Justin Herbert (2020), Cristobal is one of only two active head coaches to produce top-10 picks in each of the last three drafts.

During his tenure as both an assistant and head coach at Oregon, two players—Noah Sewell and Thibodeaux—earned Pac-12 Defensive Freshman of the Year honors, and three players—Thibodeaux, Penei Sewell, and Tyrell Crosby—earned the Morris Trophy, awarded to the Pac-12's best offensive and defensive linemen. Cristobal served as Oregon's co-offensive coordinator, run-game coordinator, and offensive line coach during the 2017 season before being elevated to head coach.

Cristobal's national title-winning pedigree isn't limited to his time as a player. At Alabama, where he served as assistant head coach, offensive line coach, and recruiting coordinator, he helped lead the Crimson Tide to the national championship in 2015 and a runner-up finish the following season. During his four years in Tuscaloosa, from 2013 to 2016, five Alabama offensive linemen were selected in the NFL Draft and, with Cristobal's tutelage, the 2015 offensive line unit won the inaugural Joe Moore Award, given to the most outstanding offensive line unit in the nation.

Cristobal's move to Miami brings his coaching career full circle. A son of South Florida who played prep football at nearby Christopher Columbus High School, he launched his coaching career as a graduate assistant coach at Miami from 1998 to 2000 under head coach Butch Davis. He served as an assistant coach at Rutgers from 2001 to 2003 and then returned to Miami as an assistant coach from 2004 to 2006 under head coach Larry Coker.


In 2007, Cristobal was named head coach at Florida International University, becoming the first Cuban American head coach in FBS history. He inherited a struggling FIU program that had been winless the year before his arrival and, in just his fourth season, led it to the Sun Belt Conference title and a bowl-game victory.

Cristobal, who played his Hurricanes career under coaches Jimmy Johnson and Dennis Erickson, was an All-Big East selection in 1992. He is a double-alumnus of the University of Miami, earning a bachelor's degree in business administration and a master's degree from the University. Cristobal was born in Miami on Sept. 24, 1970. He and his wife, Jessica, married in June 2006 and are the parents of two sons, Mario Mateo and Rocco.

**MARIO CRISTOBAL FILE**

**Hometown:** Miami, Fla.  
**College:** Miami, 1993  
**Birthdate:** September 24, 1970  
**Wife:** Jessica  
**Children:** Mario Mateo, Rocco

**Miami (Graduate Assistant),** 1998-2000  
**Rutgers (Offensive Tackles / Tight Ends),** 2001-2002  
**Rutgers (Offensive Line),** 2003  
**Miami (Tight Ends),** 2004-2005  
**Miami (Offensive Line),** 2006  
**FIU (Head Coach),** 2007-2012  
**Alabama (Assistant Head Coach / Offensive Line),** 2013-2016  
**Oregon (Co-Offensive Coordinator / Offensive Line),** 2017  
**Oregon (Head Coach) -** 2018-2021  
**Miami (Head Coach) -** 2022 -





## SINGLE GAME RECORDS

### RUSHING

#### RUSHING ATTEMPTS

PLAYER	OPPONENT, DATE	ATT
1. Ottis Anderson	at Florida, 12/2/78	39
Edgerrin James	UCLA, 12/5/98	39
Willis McGahee	Virginia Tech, 12/7/02	39
4. Clinton Portis	at Boston College, 11/10/01	36
5. Clinton Portis	at Virginia Tech, 12/1/01	34
6. Lorenzo Roan	East Carolina, 11/8/80	33
Edgerrin James	at Boston College, 10/18/97	33
James Jackson	Penn State, 9/18/99	33
Dallas Crawford	at North Carolina, 10/17/13	33
10. Woody Thompson	Boston College, 10/12/73	32
Willis McGahee	at West Virginia, 10/26/02	32

#### RUSHING YARDS

PLAYER	OPPONENT, DATE	ATT	YDS
1. Edgerrin James	UCLA, 12/5/98	39	299
2. Edgerrin James	at Boston College, 10/18/97	33	271
3. Duke Johnson	at Virginia Tech, 10/23/14	29	249
Lorenzo Roan	East Carolina, 11/8/80	33	249
5. Willis McGahee	Virginia Tech, 12/7/02	39	205
6. Willis McGahee	at Florida, 9/7/02	24	204
Mark Walton	Toledo, 9/23/17	11	204
8. Jason Geathers	Florida A&M, 8/31/02	22	199
9. Frank Gore	at Virginia, 11/13/04	28	195
Tyrone Moss	North Carolina, 10/29/05	24	195

#### RUSHING AVERAGE

#### MINIMUM 4 ATTEMPTS

PLAYER	OPPONENT, DATE	ATT	AVG
1. Jack Losch	Bucknell, 11/11/55	4	39.3
2. Al Shipman	Georgia Southern, 9/3/94	5	26.0
3. Frank Gore	West Virginia, 10/25/01	6	20.7
4. Walter Watt	at St. Louis, 10/16/42	6	20.3
5. Mark Walton	Toledo, 9/23/17	11	18.5
6. Larry Jones	at Pittsburgh, 11/6/93	8	16.9
7. Jack Losch	Boston College, 11/4/55	8	16.3
8. Duke Johnson	Cincinnati, 10/11/14	10	16.2
Eddie Dunn	Spring Hill, 10/8/37	8	16.2
10. Eddie Dunn	Georgia Southern, 10/1/37	11	15.9

#### TOUCHDOWNS

PLAYER	OPPONENT, DATE	TD
1. Willis McGahee	Virginia Tech, 12/7/02	6
2. Bill L'Italien	Piedmont, 10/28/32	5
3. Mark Walton	FAU, 9/10/16	4
Melvin Bratton	Boston College, 11/23/84	4
Alonzo Highsmith	at Notre Dame, 10/6/84	4
Willis McGahee	at Temple, 9/14/02	4
Tyrone Moss	North Carolina, 10/29/05	4

#### LONGEST RUSH FROM SCRIMMAGE

PLAYER	OPPONENT, DATE	YDS
1. Jordan Lyle	at USF, 9/21/24	91
2. Duke Johnson	North Carolina, 11/1/14	90
Jack Losch	Bucknell, 11/11/55	90
4. Larry Jones	at Pittsburgh, 11/6/93	88
5. Mike Vacchio	Florida State, 10/5/51	87
7. Danyell Ferguson	at Boston College, 11/11/95	85
7. Harry Ghaul	Florida, 11/21/47	82
Al Shipman	Georgia Southern, 9/3/94	82
Clinton Portis	McNeese State, 8/31/00	82
Mark Walton	Toledo, 9/23/17	82

### PASSING

#### COMPLETIONS

PLAYER	OPPONENT, DATE	ATT	CMP
1. Tyler Van Dyke	North Carolina, 10/8/22	57	42
2. D'Eriq King	Michigan State, 9/18/21	59	38
3. Brock Berlin	West Virginia, 10/2/03	54	37
4. Cam Ward	at California, 10/5/24	53	35
5. Steve Walsh	vs. Arkansas, 11/26/88	50	33
6. Brad Kaaya	Pittsburgh, 11/5/16	47	32
Gino Torretta	San Jose State, 10/14/89	49	32
Craig Erickson	at California, 9/15/90	47	32
Ryan Collins	Memphis, 11/27/93	54	32
10. Steve Walsh	at Notre Dame, 10/15/88	50	31
Gino Torretta	at Iowa, 9/5/92	51	31
Stephen Morris	at Georgia Tech, 9/22/12	52	31
Tyler Van Dyke	at North Carolina, 10/14/23	48	31

#### ATTEMPTS

PLAYER	OPPONENT, DATE	COMP	ATT
1. D'Eriq King	Michigan State, 9/18/21	38	59
2. Tyler Van Dyke	North Carolina, 10/8/22	42	57
3. Ryan Collins	Memphis, 11/27/93	32	54
Brock Berlin	West Virginia, 10/2/03	37	54
5. Cam Ward	at California, 10/5/24	35	53
6. Craig Erickson	at BYU, 9/8/90	28	52
Stephen Morris	at Georgia Tech, 9/22/12	31	52
8. Gino Torretta	at Iowa, 9/5/92	31	51
9. Jacory Harris	at North Carolina, 11/14/09	28	50
Bernie Kosar	Maryland, 11/10/84	30	50
Steve Walsh	at Notre Dame, 10/15/88	31	50
Steve Walsh	Arkansas, 11/26/88	33	50

#### PASSING YARDS

PLAYER	OPPONENT, DATE	COMP	ATT	YDS
1. Stephen Morris	NC State, 9/29/12	26	49	566
2. Gino Torretta	San Diego State, 11/30/91	23	44	485
3. Gino Torretta	San Jose State, 10/14/89	32	49	468
4. Craig Erickson	at California, 9/15/90	32	47	467
5. Bernie Kosar	Boston College, 11/23/84	25	38	447
6. Cam Ward	at California, 10/5/24	35	53	437
7. Stephen Morris	at Georgia Tech, 9/22/12	31	52	436
8. Gino Torretta	at Iowa, 9/5/92	31	51	433
9. Tyler Van Dyke	at Pittsburgh, 10/30/21	32	42	426
10. Steve Walsh	at Notre Dame, 10/15/88	31	50	424
Craig Erickson	San Diego State, 11/18/89	27	45	424

#### TOUCHDOWNS

PLAYER	OPPONENT, DATE	TD
1. Bernie Kosar	at Cincinnati, 10/13/84	5
Steve Walsh	Cincinnati, 10/22/88	5
Ken Dorsey	Boston College, 11/25/00	5
Brock Berlin	at NC State, 10/23/04	5
Kyle Wright	at Wake Forest, 11/12/05	5
Stephen Morris	NC State, 9/29/12	5
Cam Ward	at California, 10/5/24	5
8. 21 times, most recently:		4
Tyler Van Dyke	at Florida State, 11/13/21	

#### LONGEST PASS PLAY

PLAYERS	OPPONENT, DATE	YDS
1. Gino Torretta (Horace Copeland)	at Arkansas, 8/31/91	99
2. Kyle Wright (Darnell Jenkins)	at North Carolina, 10/6/07	97
3. Kyle Wright (Sinorice Moss)	at Temple, 10/15/05	92
4. V. Testaverde (A. Highsmith)	at East Carolina, 10/5/85	88
Gino Torretta (Wesley Carroll)	Cincinnati, 10/7/89	88
6. Stephen Morris (Herb Waters)	USF, 11/17/12	87
7. Bernie Kosar (Eddie Brown)	at Cincinnati, 10/13/84	85
Scott Covington (Tony Gaiter)	Pittsburgh, 9/28/96	85
9. Scott Covington (Reggie Wayne)	Virginia Tech, 9/19/98	84
Stephen Morris (Allen Hurns)	Virginia Tech, 11/9/13	84

### RECEIVING

PLAYER	OPPONENT, DATE	YDS	REC
1. Michael Harley	at Duke, 11/27/21	96	13
2. Willie Smith	Maryland, 11/10/84	128	12
Phillip Dorsett	USF, 11/17/12	111	12
Xavier Restrepo	Georgia Tech, 10/7/23	123	12
5. Jerry Daanen	LSU, 10/9/65	127	11
Willie Smith	vs. Florida, 9/1/84	152	11
Cleveland Gary	at Notre Dame, 10/15/88	130	11
Wesley Carroll	at California, 9/15/90	208	11
Wesley Carroll	Syracuse, 11/24/90	97	11
Kellen Winslow	vs. Ohio State, 1/3/03	122	11
Xavier Restrepo	at North Carolina, 10/14/23	96	11
12. Eddie Brown	Boston College, 11/23/84	220	10
Willie Smith	at Louisville, 11/3/84	124	10
Andre Brown	BYU, 12/3/88	131	10
Wesley Carroll	at Florida State, 10/28/89	119	10
Christopher Herndon	Syracuse, 10/21/17	96	10
Mike Harley	Virginia, 10/24/20	170	10

#### RECEIVING YARDS

PLAYER	OPPONENT, DATE	REC	YDS
1. Eddie Brown	Boston College, 11/23/84	10	220
2. Charleson Rambo	Georgia Tech, 11/6/21	7	210
3. Wesley Carroll	at California, 9/15/90	11	208
4. Phillip Dorsett	Arkansas State, 9/13/15	4	201
5. Andre Johnson	vs. Nebraska, 1/3/02	7	199
6. Michael Irvin	East Carolina, 11/27/86	8	194
7. Andre Johnson	Virginia Tech, 12/7/02	6	193
Xavier Restrepo	Louisville, 11/18/23	8	193
9. Phillip Dorsett	NC State, 9/29/12	7	191
10. Joe Schmidt	at Houston, 11/1/69	5	186

### TOTAL OFFENSE

#### TOTAL YARDS

PLAYER	OPPONENT, DATE	RUSH	PASS	YDS
1. Stephen Morris	NC State, 9/29/12	2	566	568
2. D'Eriq King	at NC State, 11/6/2020	105	430	535
3. Gino Torretta	San Diego State, 11/30/91	-11	485	474
4. Craig Erickson	at California, 9/15/90	5	467	472
5. Cam Ward	at California, 10/5/24	15	437	452
6. Gino Torretta	at Iowa, 9/5/92	18	433	451
7. Stephen Morris	at Georgia Tech, 9/22/12	10	436	446
8. Gino Torretta	San Jose State, 10/14/89	-25	468	443
9. Bernie Kosar	Boston College, 11/23/84	-11	447	436
10. Steve Walsh	at Notre Dame, 10/15/88	-4	424	420

### SCORING

#### TOTAL TOUCHDOWNS

PLAYERS	OPPONENT, DATE	TD
1. Willis McGahee	Virginia Tech, 12/7/02	6
2. Bill L'Italien	Piedmont, 10/28/33	5
3. Mark Walton	FAU, 9/10/16	4
Melvin Bratton	Boston College, 11/23/84	4
Alonzo Highsmith	at Notre Dame, 10/6/84	4
Willis McGahee	at Temple, 9/14/02	4
Tyrone Moss	North Carolina, 10/29/05	4
Mike James	at Georgia Tech, 9/22/12	4

#### PAT KICKS MADE

PLAYER	OPPONENT, DATE	XPA	XPM
1. Matt Goudis	Savannah State, 9/21/13	11	11
2. Michael Badgley	FAMU, 9/3/16	10	10
3. Andy Crosland	East Tennessee State, 9/5/98	9	9
Todd Sievers	Florida A&M, 8/31/02	9	9
5. Carlos Huerta	Cincinnati, 10/7/89	8	8
Dane Prewitt	at San Diego State, 11/28/92	8	8
Dane Prewitt	Georgia Southern, 9/3/94	8	8
Dane Prewitt	Rutgers, 10/14/95	8	8
Todd Sievers	Syracuse, 11/17/01	8	8
Todd Sievers	Washington, 11/24/01	9	8
Todd Sievers	Virginia Tech, 12/7/02	8	8





## SINGLE GAME RECORDS

### FIELD GOALS MADE

PLAYERS	OPPONENT, DATE	FGM
1. Jon Peattie	West Virginia, 10/2/03	5
Michael Badgley	Nebraska, 9/19/15	5
Michael Badgley	at Pittsburgh, 11/27/15	5
3. Michael Badgley	Duke, 11/26/16	4
Danny Miller	Houston, 9/19/81	4
Danny Miller	North Texas, 11/22/80	4
Greg Cox	vs. Florida, 9/1/84	4
Carlos Huerta	Syracuse, 11/24/90	4
Dane Prewitt	Washington, 9/24/94	4
Todd Sievers	at Penn State, 9/1/01	4
Todd Sievers	at Boston College, 11/10/01	4
Todd Sievers	at Virginia Tech, 12/1/01	4
Todd Sievers	at Tennessee, 11/9/02	4
Jake Wieclaw	USF, 11/17/12	4
Jose Borregales	at Louisville, 9/19/20	4

### LONGEST FIELD GOAL

PLAYERS	OPPONENT, DATE	YDS
1. Danny Miller	at Florida State, 11/7/81	57
Michael Badgley	Georgia Tech, 11/21/15	57
Jose Borregales	at Louisville, 9/19/20	57
4. Andy Borregales	Virginia Tech, 9/27/24	56
5. Danny Miller	Florida, 9/5/81	55
Jon Peattie	Virginia Tech, 11/4/06	55
Andres Borregales	Michigan State, 9/18/21	55
8. Chris Dennis	Navy, 11/7/75	54
9. Danny Miller	Notre Dame, 11/28/81	53
Todd Sievers	at Florida, 9/7/02	53

## DEFENSE

### INTERCEPTIONS

PLAYERS	OPPONENT, DATE	INT
1. Joe Dixon	Catholic, 11/12/37	3
Bill Steiner	Georgia, 12/6/40	3
Al Hudson	Michigan State, 11/23/45	3
Whitey Campbell	Chattanooga, 10/25/46	3
Whitey Campbell	Rollins, 10/17/47	3
Al Hudson	Georgia, 10/22/48	3
John Bookman	Boston College, 10/5/56	3
Larry DiGiammarino	Oregon, 12/6/58	3
Gene Coleman	Florida, 12/1/79	3
Bobby Harden	BYU, 12/3/88	3
Kenny Phillips	at Duke, 10/21/06	3
Kam Kinchens	at Georgia Tech, 11/12/22	3

### LONGEST INTERCEPTION RETURN

PLAYER	OPPONENT, DATE	YDS
1. Selwyn Brown	at Boston College, 9/28/85	100
2. Paul Hefti	Fordham, 10/29/54	98
3. Maurice Sikes	at Florida, 9/7/02	97
4. Ed Injaychock	Chattanooga, 10/25/46	96
Gary Streicher	at Army, 10/28/72	96
6. Kenny Calhoun	Louisville, 10/8/83	92
7. Dexter Seigler	Temple, 11/14/92	89
Al Hudson	vs. Holy Cross, 1/1/46	89
9. Art Knust	Marquette, 10/24/54	85
Willie Cooper	at Duke, 10/21/06	85

## PUNTING

### PUNTING AVERAGE

PLAYER	OPPONENT, DATE	P	AVG
1. Harry Ghaul	Miami (Ohio), 11/8/46	6	55.3
2. Pat O'Donnell	Virginia Tech, 11/9/13	5	55.2
3. Lou Hedley	Virginia Tech, 11/14/20	7	52.4
3. Justin Vogel	Nebraska, 9/19/15	5	52.0
4. Justin Vogel	at Cincinnati, 10/1/15	5	51.6
5. Justin Vogel	North Carolina, 11/1/14	5	50.4
6. Mike Burke	Houston, 11/21/72	6	50.3
7. Brian Monroe	North Carolina, 10/7/06	7	49.3
8. Harry Ghaul	Georgia, 10/22/48	5	49.2
9. Pat O'Donnell	Virginia, 11/23/13	7	49.1
10. Pat O'Donnell	Florida, 9/7/13	8	49.0

### LONGEST PUNT

PLAYERS	OPPONENT, DATE	YDS
1. Rob Rajsich	at Kansas, 9/30/78	79
2. Harry Ghaul	Florida, 11/21/47	77
Rob Rajsich	Florida State, 9/23/78	77
4. Matt Bosher	at Duke, 10/18/08	76
5. Matt Bosher	at Virginia Tech, 11/17/07	75
6. Howard Plasman	Alabama, 11/28/41	74
Brian Monroe	vs. North Carolina, 10/7/06	74
8. John Douglas	at Florida, 10/15/38	73
Justin Vogel	Clemson, 10/24/15	73
10. Al Kasulin	Furman, 10/31/42	71
Harvey Foster	Georgia, 11/3/61	71
Pat O'Donnell	Virginia, 11/23/13	71

### PUNT RETURNS

#### RETURN YARDS

PLAYER	OPPONENT, DATE	RET	YDS
1. Kevin Williams	Penn State, 10/12/91	4	152
2. Devin Hester	Louisiana Tech, 9/18/04	2	142
3. Santana Moss	Rutgers, 11/20/99	4	127
4. Duane Starks	at Baylor, 8/30/97	4	123
5. Wesley Carroll	at Wisconsin, 9/9/89	6	122
6. Santana Moss	at Temple, 10/21/00	4	121
Roscoe Parrish	at Virginia, 11/13/04	3	121
8. Kevin Williams	Long Beach State, 10/19/91	4	120
9. Santana Moss	Boston College, 11/25/00	4	114
10. Phillip Buchanon	Temple, 11/3/01	3	109

### LONGEST PUNT RETURN

PLAYERS	OPPONENT, DATE	YDS
1. Roscoe Parrish	at Boston College, 9/20/03	92
Devin Hester	Louisiana Tech, 9/18/04	92
3. Kevin Williams	Penn State, 10/12/91	91
4. Walter Watt	Texas A&M, 12/8/44	87
Daryl Jones	Boston College, 11/25/00	87
6. Duane Starks	at Baylor, 8/30/97	85
Santana Moss	Boston College, 11/25/00	85
8. Jack Brasington	at Louisville, 10/8/49	82
9. Hal Johnston / John Mell	LSU, 11/15/46	80
10. Jimmy Dye	Florida, 12/9/67	79
Stacy Coley	at Duke, 11/16/13	79

### KICK RETURNS

#### RETURN YARDS

PLAYER	OPPONENT, DATE	RET	YD
1. Duke Johnson	at Virginia, 11/10/12	4	214
2. Najeh Davenport	at Syracuse, 11/28/98	7	208
3. Tremain Mack	at Temple, 11/2/96	4	205
4. Tremain Mack	at Syracuse, 11/30/96	3	146
5. Duke Johnson	at Kansas State, 9/8/12	5	141
6. Silvio Cardoso	at Wake Forest, 9/25/71	2	140
7. Tom Sullivan	Florida State, 9/26/69	5	135
Ryan Hill	vs. Virginia, 11/10/07	6	135
9. Tim Morgan	at Notre Dame, 11/20/76	4	130
Travis Benjamin	vs. Virginia, 10/27/11	4	130

### LONGEST KICKOFF RETURN

PLAYER	OPPONENT, DATE	YD
1. Tim Morgan	Houston, 10/17/75	100
Ottis Anderson	Utah State, 10/21/78	100
Ottis Anderson	at Tulane, 11/4/78	100
Devin Hester	at NC State, 10/23/04	100
5. Tom Sullivan	Army, 10/29/71	99
6. Devin Hester	Florida, 9/6/03	97
7. Russell Coates	West Virginia, 11/28/42	96
8. Tremain Mack	at Syracuse, 11/30/96	95
Duke Johnson	Bethune-Cookman, 9/17/12	95
Duke Johnson	at Virginia, 11/10/12	95
Duke Johnson	Savannah State, 9/21/13	95





## GAME BY GAME STARTERS: OFFENSE

Game	QB	RB	WR	WR	WR	TE	LT	LG	C	RG	RT
at Florida	Ward	Martinez	Restrepo	George	Brown	Arroyo	Rivers	Rodriguez	Carpenter	Cooper	Mauigoa
Florida A&M	Ward	Martinez	Restrepo	George	Brown	Arroyo	Bell	McCoy	Carpenter	Cooper	Mauigoa
Ball State	Ward	Martinez	Restrepo	George	Brown	Arroyo	Bell	McCoy	Carpenter	Cooper	Mauigoa
at USF	Ward	Martinez	Restrepo	George	Brown	Arroyo	Bell	McCoy	Carpenter	Cooper	Mauigoa
Virginia Tech	Ward	Martinez	Restrepo	George	Brown	Arroyo	Bell	McCoy	Carpenter	Cooper	Mauigoa
at Cal	Ward	Martinez	Restrepo	George	Brown	Arroyo	Bell	McCoy	Carpenter	Cooper	Mauigoa
at Louisville	Ward	Fletcher, Jr.	Restrepo	Horton	Brown	Arroyo	Rivers	McCoy	Carpenter	Cooper	Mauigoa
Florida State	Ward	Fletcher, Jr.	Restrepo	Horton	Brown	Arroyo	Rivers	McCoy	Carpenter	Cooper	Mauigoa
Duke											
at Georgia Tech											
Wake Forest											
at Syracuse											

## GAME BY GAME STARTERS: DEFENSE

Game	DE	DT	DT	DE	LB	LB	LB/DB	CB	S	S	CB
at Florida	Bain	Mesidor	Barrow	Baron	Bissainthe	Mauigoa	Alderman	Porter	Harris	Powell	Brown
Florida A&M	Alston	Mesidor	Barrow	Baron	Bissainthe	Mauigoa	Hill	Porter	Harris	Powell	Frederique
Ball State	Alston	Mesidor	Barrow	Baron	Bissainthe	Mauigoa	Hill	Porter	Harris	Powell	Frederique
at USF	Alston	Mesidor	Barrow	Baron	Bissainthe	Mauigoa	Hill	Porter	Harris	Powell	Richard
Virginia Tech	Alston	Mesidor	Barrow	Baron	Bissainthe	Mauigoa	Hill	Porter	Harris	Powell	Richard
at Cal	Bain	Mesidor	Barrow	Baron	Bissainthe	Mauigoa	Hill	Porter	Harris	Powell	Richard
at Louisville	Bain	Mesidor	Barrow	Baron	Bissainthe	Mauigoa	Frederique	Porter	Harris	Powell	Richard
Florida State	Bain	Mesidor	Barrow	Baron	Bissainthe	Mauigoa	Frederique	Porter	Harris	Powell	Richard
Duke											
at Georgia Tech											
Wake Forest											
at Syracuse											

## GAME BY GAME CAPTAINS

Game
at Florida: Rueben Bain, Francisco Mauigoa, Mishael Powell, Jalen Rivers, Xavier Restrepo, Cam Ward
Florida A&M: Elijah Arroyo, Wesley Bissainthe, Zach Carpenter, Jaden Harris, Francisco Mauigoa, Cam Ward
Ball State: Tyler Baron, Wesley Bissainthe, Anez Cooper, Francis Mauigoa, Akheem Mesidor, Cam Ward
at USF: Elijah Alston, Simeon Barrow, Jr., Zach Carpenter, Francis Mauigoa, Francisco Mauigoa, Cam Ward
Va Tech: Wesley Bissainthe, Zach Carpenter, Akheem Mesidor, Meesh Powell, Xavier Restrepo, Cam Ward
at Cal: Elijah Arroyo, Wesley Bissainthe, Francis Mauigoa, Francisco Mauigoa, Meesh Powell, Cam Ward
at Louisville: Rueben Bain, Jr., Francisco Mauigoa, Meesh Powell, Xavier Restrepo, Jalen Rivers, Cam Ward
Florida State: Elijah Arroyo, Wesley Bissainthe, Rueben Bain, Jr., Anez Cooper, Francisco Mauigoa, Cam Ward
Duke
at Georgia Tech
Wake Forest
at Syracuse



## OFFENSIVE PLAYER PROFILES



### CAM WARD

QUARTERBACK  
5-YR SR. | 6-2 | 223

COLUMBIA, TEXAS  
WEST COLUMBIA

INCARNATE WORD (2020-21)  
WASHINGTON ST. (2022-23)

#### SEASON HIGHS:

**PASSING YARDS:** 437 at Cal (10/5/24)  
**COMPLETIONS:** 35 at Cal (10/5/24)  
**ATTEMPTS:** 53 at Cal (10/5/24)  
**TOUCHDOWNS:** 5 vs. Ball State (9/14/24)  
**INTERCEPTIONS:** 2 vs Virginia Tech (9/27/24)

**RUSHING ATT:** 10 vs. Virginia Tech (9/27/24)  
**RUSHING YD:** 57 vs. Virginia Tech (9/27/24)  
**RUSHING TD:** 1 (3x), last at Cal (10/5/24)

#### CAREER HIGHS (FBS):

**PASSING YARDS:** 451 (@ CSU, 9/2/23)  
**COMPLETIONS:** 37 (2x), last @ CSU, 9/2/23)  
**ATTEMPTS:** 59 (@ Cal, 11/11/23)  
**TOUCHDOWNS:** 5 vs. Ball State (9/14/24)  
**INTERCEPTIONS:** 2 (5x) (last v VT, 9/27/24)  
**LONG PASS:** 77 at Cal (10/5/24)

**RUSHING ATTEMPTS:** 17 (vs. WISC, 9/9/23)  
**RUSHING YARDS:** 59 (@ ARIZ, 11/19/22)  
**RUSHING TDS:** 2 (2x) (last vs. COL, 11/17/23)  
**LONG RUSH:** 24, 2x (last at Cal (10/5/24))

\*\*\*CAREER STATS ON PAGE 5 OF NOTES

#### QUICK FACTS:

- Named a team captain for all eight games so far
- ACC Preseason Player of the Year and named to every major award watch list prior to season
- Zero-star recruit on his third school - started at Incarnate Word (2020-21), then to Washington State (2022-23) before arriving in January 2024
- Announced was declaring for NFL Draft on Jan. 1 before deciding to commit to Miami on Jan. 13
- Completed 63% of passes for 6,908 yards and 71 TDs vs. 14 INTs at FCS Incarnate Word
- Says a perfect day away from the football field is either fishing or staying at home with his 125-pound Rottweiler Uno Chop Ward
- Called an "alpha leader" by coaches + teammates
- His parents - mom, Patrice, and father, Calvin Ward - have not missed a single one of his games through his first four seasons of college football
- Ward is the youngest of four children, all who played sports; dad played football and mom spent almost 25 years coaching high school basketball.



### DAMIEN MARTINEZ

RUNNING BACK  
JR. | 6-0 | 232

LEWISVILLE, TEXAS  
LEWISVILLE

OREGON STATE (2022-23)

#### SEASON HIGHS:

**CARRIES:** 15 (2x), last vs. FSU (10/26/24)  
**RUSHING YARDS:** 148 vs. FSU (10/26/24)  
**RUSHING TDS:** 3 at USF (9/21/24)  
**RECEPTIONS:** 2 at USF (9/21/24)  
**RECEIVING YARDS:** 50 at USF (9/21/24)  
**RECEIVING TDS:** N/A

#### CAREER HIGHS:

**RUSHING ATTEMPTS:** 26 (vs. UW, 11/18/23)  
**RUSHING YARDS:** 178 (vs. COL, 10/22/22)  
**RUSHING TDS:** 4 (STAN, 11/11/23)  
**LONG RUSH:** 64 (UC Davis, 9/9/23)

**RECEPTIONS:** 4 at Cal (10/5/24)  
**RECEIVING YARDS:** 51 at Cal (10/5/24)  
**RECEIVING TDS:** N/A  
**LONG RECEPTION:** 36 at USF (9/21/24)

#### CAREER STATS - RUSHING:

YEAR	GP-GS	ATT	YDS	AVG	TD	LONG
2022	13-5	161	982	6.1	7	50
2023	12-12	194	1,185	6.1	9	64
2024	8-6	93	529	5.7	8	53
TOTALS	33-23	448	2,696	6.0	24	64

#### CAREER STATS - RECEIVING:

YEAR	GP-GS	REC	YDS	AVG	TD	LONG
2022	13-5	4	61	15.2	0	30
2023	12-12	11	126	11.5	0	25
2024	8-6	11	151	13.7	0	36
TOTALS	33-23	26	338	13.0	0	36

#### QUICK FACTS

- First team All-Pac 12 and a semifinalist for the 2023 Doak Walker Award, given to top RB in nation
- 98.75 rushing yards / game ranked 19th nationally in sophomore year (1,185 yards, 194 carries).
- Said he models his game after Adrian Peterson and Le'Veon Bell growing up - now Josh Jacobs.



### ISAIAH HORTON

R-SO. | 6-4 | 205

MURFREESBORO, TENN.  
OAKLAND

#### CAREER HIGHS:

**RECEPTIONS:** 9 at Cal (10/5/24)  
**RECEIVING YARDS:** 108 at USF (9/21/24)  
**RECEIVING TDS:** 1 (5x), last at UofL (10/19/24)  
**LONG CATCH:** 52T vs. Texas A&M (9/9/23)



### XAVIER RESTREPO

5-Y SR. | 5-10 | 198

COCONUT CREEK, FLA.  
DEERFIELD BEACH

#### SEASON HIGHS:


**RECEPTIONS:** 7 (3x), last at UofL (10/19/24)  
**RECEIVING YARDS:** 163 at Cal (10/5/24)  
**RECEIVING TDS:** 2 vs. Ball State (9/14/24)  
**LONG CATCH:** 77 at Cal (10/5/24)

#### CAREER HIGHS:

**RECEPTIONS:** 12 vs. Georgia Tech (10/7/23)  
**RECEIVING YARDS:** 193 vs. UofL (11/18/23)  
**RECEIVING TDS:** 2 (last vs. Ball St., 9/14/24)  
**LONG CATCH:** 77 at Cal (10/5/24)

#### CAREER STATS - RECEIVING:

YEAR	GP-GS	REC	YDS	AVG	TD	LONG
2020	7-0	1	12	12.0	0	12
2021	12-0	24	373	15.5	2	45
2022	7-3	21	240	11.4	2	52
2023	13-13	85	1,092	12.8	6	48
2024	8-8	43	710	16.5	6	77
TOTALS	47-24	174	2,427	13.9	16	77



### JACOLBY GEORGE

SR. | 6-0 | 176

LAUDERHILL, FLA.  
PLANTATION

#### SEASON HIGHS:

**RECEPTIONS:** 6 vs. Ball State (9/14/24)  
**RECEIVING YARDS:** 109 vs. Ball State (9/14/24)  
**RECEIVING TDS:** 1 (4x), last at UofL (10/19/24)  
**LONG CATCH:** 27 at UofL (10/19/24)

#### CAREER HIGHS:

**RECEPTIONS:** 6 (4x), last vs. Ball State (9/14/24)  
**RECEIVING YARDS:** 153 at FSU (11/11/23)  
**RECEIVING TDS:** 3 vs. Texas A&M (9/9/23)  
**LONG CATCH:** 85T at FSU (11/11/23)



### ELIJAH ARROYO

R-JR. | 6-4 | 245

FRISCO, TEXAS  
INDEPENDENCE

#### CAREER HIGHS:

**RECEPTIONS:** 4 at Florida (8/31/24)  
**RECEIVING YARDS:** 89 at Florida (8/31/24)  
**RECEIVING TDS:** 1 (5x), last at Cal (10/5/24)  
**LONG CATCH:** 45T vs. Virginia Tech (9/27/24)



## Game I: #19/#19 Miami Hurricanes at Florida Gators

BEN HILL GRIFFIN STADIUM - GAINESVILLE, FLA. - AUGUST 31, 2024 - 3:30 PM (ABC)

	1st	2nd	3rd	4th	Total
#19 Miami	7	17	14	3	41
Florida	3	7	0	7	17

### SCORING SUMMARY

Qtr	Time	Scoring Play	V-H
1	06:48	UM - #84 C. McCormick 9 yd pass from #1 C. Ward (#30 A. Borregales kick), 11-84, 05:39	7-0
1	00:19	UF - #29 T. Smack 41 yd FG, 6-10, 02:06	7-3
2	09:53	UM - #30 A. Borregales 23 yd FG, 9-70, 05:26	10-3
2	06:41	UM - #4 M. Fletcher Jr. 10 yd rush (#30 A. Borregales kick), 4-58, 01:23	17-3
2	03:21	UF - #1 M Johnson Jr. 71 yd rush (#29 T. Smack kick), 1-71, 00:11	17-10
2	00:45	UM - #7 X. Restrepo 24 yd pass from #1 C. Ward (#30 A. Borregales kick), 8-75, 02:36	24-10
3	12:25	UM - #4 M. Fletcher Jr. 1 yd rush (#30 A. Borregales kick), 6-75, 02:35	31-10
3	06:08	UM - #3 J. George 23 yd pass from #1 C. Ward (#30 A. Borregales kick), 9-86, 03:49	38-10
4	07:14	UF - #5 T. Webb 1 yd rush (#29 T. Smack kick), 9-58, 04:03	38-17
4	04:00	UM - #30 A. Borregales 26 yd FG, 6-37, 03:14	41-17

### SUMMARY

### UM ROLLS PAST RATTLED IN HOME OPENER

#### MIAMI

#### FLORIDA

GAINESVILLE, Fla. -- It was packed. It was hot. It was humid.

25	First Downs	17
144	Rushing Yards	139
4.4	Average Rush	5.0
385	Passing Yards	122
529	Total Offense	261
7.7	Yards Per Play	4.8
2-26	Penalties - Yards	2-25
2-97	Punts-Yards	5-238
8-520	Kickoffs - Yards	4-205
1-7	Punt Returns - Yards	2-28
2-67	Interception Returns	1-0
34:30	Time of Possession	25:30
5-10	Third Down Conversion	1-9
0-0	Fourth Down Conversion	1-2
5-6	Red Zone Scores	1-1
3-18	Sacks By - Yards	1-3

But by the fourth quarter it was also this: quiet.

And when you can reduce the venerable Swamp on a season-opening Saturday to the decibel level of a church service on Sunday you deserve to take a bow.

The Miami Hurricanes defeated the Florida Gators 41-17 Saturday at Ben Hill Griffin Stadium before a crowd of 90,544. The 19th-ranked Canes improved to 1-0, while Florida fell to 0-1.

It was a thoroughly dominant performance from start to finish. The Canes racked up 529 total yards, while limiting Florida to just 261. Miami held a nine-minute edge in time of possession and converted all five red zone opportunities.

Quarterback **Cam Ward** dazzled with his arms, his legs and his poise, completing 26 of 35 passes to 10 different receivers for 385 yards with three touchdowns and one interception. Wide receiver **Xavier Restrepo** caught 7 of those passes for 112 and one score, while tight end **Elijah Arroyo** had four grabs for 89 yards.

Running back **Damien Martinez** rushed for 65 yards, while fellow back **Mark Fletcher, Jr.** scored two rushing touchdowns. Safety **Jaden Harris** paced the Canes with seven tackles and one interception, while linebacker Francisco Mauigoa had six tackles and a sack. Miami's defense totaled three sacks and eight tackles for loss and held Florida to just 1 of 9 on third down.

Running back Montrell Johnson, Jr. rushed for 106 yards on 11 carries for the Gators. Quarterback Graham Mertz threw for 91 yards and one interception before being replaced in the fourth quarter.

"Certainly when you play an opponent of that caliber, playing against the SEC in their home stadium and getting a convincing win like that is great," head coach **Mario Cristobal** said. "But the most important thing we talked about in there was that for the first time in a long time Miami's had the chance to play a big-time game to start the season and now we've got to show that we can handle that success. We're in steps. We're in stages. But today was a really, really big step."



## Game 2: Florida A&M Rattlers vs. #12/#12 Miami Hurricanes

HARD ROCK STADIUM - MIAMI GARDENS, FLA. - SEPTEMBER 7, 2024 3:30 PM (ACC NETWORK EXTRA)

	1st	2nd	3rd	4th	Total
Florida A&M	3	3	3	0	9
#12 Miami	15	10	14	10	56

### SCORING SUMMARY

Qtr	Time	Scoring Play	V-H
1	13:40	UM - #17 E. Arroyo 17 yd pass from #1 C. Ward (#30 A. Borregales kick), 2-28, 00:33	0-7
1	06:40	UM - #7 X. Restrepo 50 yd pass from #1 C. Ward (R. Williams 2-pt Rush), 7-99, 03:30	0-15
1	00:49	FAM - #39 C. Gillis 22 yd FG, 9-70, 05:51	3-15
2	12:58	UM - #24 C. Johnson Jr. 9 yd pass from #1 C. Ward (#30 A. Borregales kick), 7-75, 02:51	3-22
2	05:43	UM - #30 A. Borregales 37 yd FG, 9-44, 04:51	3-25
2	00:00	FAM - #39 C. Gillis 36 yd FG, 10-67, 03:41	6-25
3	12:33	UM - #4 M. Fletcher Jr. 4 yd rush (#30 A. Borregales kick), 7-75, 02:27	6-32
3	09:14	UM - #6 D. Martinez 33 yd rush (#30 A. Borregales kick), 3-73, 01:11	6-39
3	07:29	FAM - #41 M. Smith 49 yd FG, 5-43, 01:45	9-39
3	03:43	UM - #1 C. Ward 8 yd rush (#30 A. Borregales kick), 8-60, 03:34	9-46
4	14:23	UM - #21 J. Lyle 1 yd rush (#40 A. Murray kick), 6-43, 03:11	9-53
4	02:00	UM - #40 A. Murray 38 yd FG, 14-58, 08:05	9-56

### SUMMARY

#### MIAMI

31	First Downs	13
225	Rushing Yards	52
5.9	Average Rush	2.1
324	Passing Yards	138
549	Total Offense	190
7.7	Yards Per Play	3.6
8-58	Penalties - Yards	6-45
0-0	Punts-Yards	6-272
10-650	Kickoffs - Yards	3-195
4-37	Punt Returns - Yards	0-0
3-25	Interception Returns	0-0
34:38	Time of Possession	25:22
8-12	Third Down Conversion	3-13
0-2	Fourth Down Conversion	0-0
7-8	Red Zone Scores	2-2
5-30	Sacks By - Yards	2-16

#### FAMU

### UM ROLLS PAST RATTLETS IN HOME OPENER

MIAMI GARDENS, Fla. -- After a dominant win at Florida to open the season, the 12th-ranked Miami Hurricanes were determined to carry that momentum into their home opener.

They scored touchdowns on their first three drives of the first half. They scored touchdowns on their first three drives of the second half. They racked up 548 yards and yielded only 194 yards. They didn't allow a touchdown. They never punted.

The end result was a comfortable 56-9 win over Florida A&M on Saturday evening before a crowd of 57,886 at Hard Rock Stadium. The Canes improved to 2-0, while the Rattlers fell to 2-1.

Quarterback **Cam Ward** completed 12 of his first 13 passes and finished 20 of 26 for 304 yards and three touchdowns. He also scored on an eight-yard rush before calling it a night. Wide receiver **Xavier Restrepo** continued his stellar start to the season with four catches for 104 yards, including a 50-yard touchdown.

Running back **Damien Martinez** rushed for 90 yards and his first touchdown as a Cane.

Defensive **Tyler Baron** paced an impressive defensive effort with three sacks. Linebackers **Wesley Bissainthe**, **Cameron Pruitt** and **Adarius Hayes** each had interceptions. Overall, the Canes amassed five sacks and 10 tackles for loss, holding the Rattlers to just 52 yards on the ground and allowing them to convert only 3 of 13 third down opportunities.

Florida A&M quarterback Daniel Richardson completed 13 of 17 passes for 135 yards, while wide receiver Jamari Gassett had five receptions for 61 yards.

"It was good to play a lot of players tonight," head coach **Mario Cristobal** said. "Certainly a lot of young guys got action and actually played at a high level, particularly the defensive line. They seemed to get relentless pressure on the quarterback and did a good job stopping the run. It was good to see those freshman linebackers get in there and get a couple interceptions as well.

"All in all, we handled our business and lots of errors to get better at."



Game 3: Ball State Cardinals vs. #10/#12 Miami Hurricanes

HARD ROCK STADIUM - MIAMI GARDENS, FLA. - SEPTEMBER 14, 2024 - 3:30 PM (ACC NETWORK)

	1st	2nd	3rd	4th	Total
Ball State	0	0	0	0	0
#10 Miami	10	21	10	21	62

SCORING SUMMARY

Qtr	Time	Scoring Play	V-H
1	06:15	UM - #30 A. Borregales 30 yd FG, 11-71, 05:10	0-3
1	01:25	UM - #7 X. Restrepo 21 yd pass from #1 C. Ward (#30 A. Borregales kick), 5-60, 02:34	0-10
2	04:46	UM - #24 C. Johnson Jr. 37 yd pass from #1 C. Ward (#30 A. Borregales kick), 7-82, 02:51	0-17
2	01:53	UM - #8 Elijah Arroyo 21 yd pass from #1 C. Ward (#30 A. Borregales kick), 2-53, 00:16	0-24
2	01:30	UM - #7 X. Restrepo 21 yd pass from #1 C. Ward (#30 A. Borregales kick), 2-21, 00:12	0-31
3	12:26	UM - #3 J. George 17 yd pass from #1 C. Ward (#30 A. Borregales kick), 6-71, 02:27	0-38
3	03:24	UM - #30 A. Borregales 32 yd FG, 13-63, 06:54	0-41
4	14:49	UM - #28 A. Allen 56 yd rush (#40 A. Murray kick), 2-90, 00:23	0-48
4	11:46	UM - #9 E. Lofton 40 yd pass from #17 E. Williams (#40 A. Murray kick), 3-57, 01:14	0-55
4	06:40	UM - #21 J. Lyle 7 yd rush (#40 A. Murray kick), 7-60, 04:10	0-62

SUMMARY

MIAMI

	BALL ST.
31 First Downs	9
243 Rushing Yards	6
7.8 Average Rush	0.3
507 Passing Yards	109
750 Total Offense	115
10.6 Yards Per Play	2.2
8-85 Penalties - Yards	3-15
1-46 Punts-Yards	10-444
11-707 Kickoffs - Yards	1-62
3-29 Punt Returns - Yards	1-0
1-3 Interception Returns	0-0
32:59 Time of Possession	27:01
7-11 Third Down Conversion	1-12
1-1 Fourth Down Conversion	0-1
4-5 Red Zone Scores	0-0
4-24 Sacks By - Yards	0-0

CANES CRUSH CARDINALS, MOVE TO 3-0

MIAMI GARDENS, Fla. -- Never mind the Top 10 ranking, the weekly accolades and the gaudy stats. The Miami Hurricanes are approaching every game this season in the same laser-focused fashion. "The most important game of the year is at 3:30 on Saturday and we're looking forward to it," head coach **Mario Cristobal** said earlier this week.

The Canes played like it. Miami dominated from start to finish Saturday against Ball State, defeating the Cardinals 62-0 before a crowd of 51,564 at Hard Rock Stadium in a game that was delayed more than two hours due to lightning in the area.

The 10th-ranked Canes improved to 3-0 on the season. Ball State fell to 1-1. The 62-point shutout was Miami's largest ever shutout against an FBS opponent. The Canes racked up a program-record 750 total yards, averaging 10.6 yards per play. Miami's 159 points through the first three games of the season are its most ever.

"From start to finish I thought we became a better football team," Cristobal said afterwards. "I thought we left the field different than how we entered. Just finishing drives, getting them off the field on three-and-outs more successively. Our third-down defense continued to play at a high level and got a shutout. All in all, a really good performance and looking forward to a great opportunity next week."

Quarterback **Cam Ward** turned in another sensational performance, completing 19 of 28 passes for 346 yards and a career-high five touchdowns. Ten of his 19 completions went for 20-plus yards.

Wide receiver **Jacolby George** caught six passes for 109 yards and one score — the third 100-yard game of his career. Fellow wideout **Xavier Restrepo** continued his strong start to the season with three receptions for 47 yards and two touchdowns. Running back **Ajay Allen** had 104 yards on just seven carries with a 56-yard touchdown run.

The Canes punted just once, and their eight touchdown drives averaged 1:45 of clock time.

# Game 4: #8/#11 Miami Hurricanes at USF

RAYMOND JAMES STADIUM - TAMPA, FLA. - SEPTEMBER 21, 2024 - 7 PM (ESPN)

	1st	2nd	3rd	4th	Total
#10 Miami	14	8	14	14	50
USF	9	6	0	0	15

## SCORING SUMMARY

Qtr	Time	Scoring Play	V-H
1	11:30	UM - #6 D. Martinez 2 rush (#30 A. Borregales kick), 8-75, 3:29	7-0
1	8:28	USF - #25 N. Gramatica 58 FG, 8-35, 3:02	7-3
1	6:52	USF - #17 B. Brown 12 pass from #38 S. Atkins (#39 J. Cannon kick blocked), 3-30, 0:44	7-9
1	1:47	UM - #2 I. Horton 6 pass from #1 C. Ward (#30 A. Borregales kick), 8-90, 4:59	14-9
2	14:14	USF - #25 N. Gramatica 51 FG, 6-42, 2:33	14-12
2	2:36	USF - #39 J. Cannon 45 FG, 19-66, 8:30	14-15
2	1:56	UM - #11 S. Brown 76 pass from #1 C. Ward (#6 D. Martinez pass from #1 C. Ward), 2-80, 0:37	22-15
3	7:25	UM - #6 D. Martinez 1 rush (#30 A. Borregales kick), 12-80, 5:51	29-15
3	0:55	UM - #6 D. Martinez 1 rush (#30 A. Borregales kick), 7-80, 2:53	36-15
4	7:44	UM - #7 X. Restrepo 5 pass from #1 C. Ward (#30 A. Borregales kick), 10-80, 5:36	43-15
4	3:09	UM - #21 J. Lyle 91 rush (#30 A. Borregales kick), 3-96, 1:39	50-15

## SUMMARY

## CANES CORRAL BULLS IN TAMPA, WIN 50-15

### USF

23	First Downs	27
95	Rushing Yards	195
1.9	Average Rush	6.5
303	Passing Yards	404
365	Total Offense	592
4.9	Yards Per Play	9.4
11-73	Penalties - Yards	11-113
3-145	Punts-Yards	1-42
5-320	Kickoffs - Yards	8-510
0-0	Punt Returns - Yards	0-0
1-0	Interception Returns	2-0
28:38	Time of Possession	31:22
7-17	Third Down Conversion	7-9
1-1	Fourth Down Conversion	0-0
2-4	Red Zone Scores	5-5
0-0	Sacks By - Yards	4-27

### MIAMI

TAMPA, Fla. -- The crowd was fired up. The upper deck was unleashed. Even fighter jets zoomed overhead at the outset.

But while the USF Bulls delivered on a raucous home-field environment, the Miami Hurricanes ultimately – and emphatically — passed another road test. The eighth-ranked Canes pulled away in the second half to notch a 50-15 win over USF Saturday night before a gathering of 58,660 at Raymond James Stadium.

Miami improved to 4-0 for the second straight season, while the Bulls fell to 2-2. Down 15-14 in the second quarter, the Canes scored 36 consecutive points, shutting out USF 28-0 in the second half.

"Proud of our guys for responding like they did. It's the first time we've actually trailed this year," Miami coach Mario Cristobal said. "In the second half we played cleaner and better Miami Hurricane football."

Quarterback Cam Ward threw for 404 yards and three touchdowns, surpassing 15,000 passing yards for his career. Running back Damien Martinez had three short touchdown runs, and wide receiver Isaiah Horton had a career night with eight catches for 108 yards and a score.

"He's been great for a long time," Horton said of Ward. "As soon as he got on campus, he made his mark instantly. I love playing with him."

Wide receiver Xavier Restrepo had six catches for 99 yards and one touchdown, eclipsing 2,000 career receiving yards. Fellow wideout Sam Brown, Jr. had a 76-yard touchdown reception and running back Jordan Lyle rushed for 104 yards on just six carries, including a 91-yard scoring scamper.

USF quarterback Byrum Brown completed 19 of 30 passes for 254 yards and caught a 12-yard touchdown pass from wide receiver Sean Atkins, who had 11 receptions of his own for 125 yards.

Miami amassed 574 total yards — averaging 9.6 yards per play — and converted 7 of 9 third downs. The Canes' defense pitched a shutout in the second half and racked up four sacks and seven tackles for loss. Linebacker Francisco Mauigoa paced Miami with 11 tackles, while safety Meesh Powell had nine stops and an interception. Defensive tackle Simeon Barrow recorded six tackles and a sack.



Game 5: Virginia Tech Hokies vs. #7/#9 Miami Hurricanes

HARD ROCK STADIUM - MIAMI GARDENS, FLA. - SEPTEMBER 27, 2024 - 7:30 PM (ESPN)

	1st	2nd	3rd	4th	Total
Virginia Tech	7	17	3	7	34
#7/#9 Miami	14	3	7	14	38

SCORING SUMMARY

Qtr	Time	Scoring Play	V-H
1	12:47	VT - #82 B. Gosnell 25 yd pass from #1 K. Drones (#17 J. Love kick good), 3-31, 01:21	7-0
1	10:05	UM - #3 J. George 18 pass from #1 C. Ward (#30 A. Borregales kick good), 5-73, 02:35	7-7
1	8:19	UM - #8 E. Arroyo 43 pass from #1 C. Ward (#30 A. Borregales kick good), 3-52, 0:59	7-14
2	11:59	VT - #33 B. Tuten 55 rush (#17 J. Love kick good), 3-64, 01:18	14-14
2	5:25	VT - #83 J. Lane 20 rush (#17 J. Love kick good), 5-69, 2:30	21-14
2	0:20	VT - #17 J. Love 57 field goal, 9-34, 2:10	24-14
2	0:00	UM - #30 A. Borregales 56 field goal, 2-15, 0:15	24-17
3	10:33	VT - #17 J. Love 52 field goal, 8-41, 4:27	27-17
3	2:18	UM - #1 C. Ward 17 rush (#30 A. Borregales kick good), 8-89, 3:32	27-24
4	12:05	VT - #26 A. Greene 16 pass from #1 K. Drones (#17 J. Love kick good), 10-75, 5:13	34-24
4	8:40	UM - #84 C. McCormick 6 pass from #1 C. Ward (#30 A. Borregales kick good), 9-70, 3:25	34-31
4	1:57	UM - #2 I. Horton 1 pass from #1 C. Ward (#30 A. Borregales kick good), 10-57, 5:50	34-38

SUMMARY

MIAMI

		VTECH
24	First Downs	23
165	Rushing Yards	206
5.2	Average Rush	6.4
343	Passing Yards	188
508	Total Offense	394
7.3	Yards Per Play	6.0
6-59	Penalties - Yards	6-40
2-85	Punts-Yards	2-68
6-396	Kickoffs - Yards	7-437
1-8	Punt Returns - Yards	1-20
1-2	Interception Returns	2-110
33:42	Time of Possession	26:18
10-15	Third Down Conversion	9-14
1-1	Fourth Down Conversion	0-1
4-5	Red Zone Scores	2-3
2-13	Sacks By - Yards	3-16

UM RALLIES, BEATS VT IN WILD ACC OPENER

MIAMI GARDENS, Fla. -- The seventh-ranked Miami Hurricanes had raced out to a 4-0 start to their season. But they knew that conference play hits different.

In their ACC opener, the Canes and the Virginia Tech Hokies traded punches all evening long in a rollicking, roller-coaster affair at Hard Rock Stadium. In the end the game came down to one last play – and one last review – and it was Miami that left the field with its first conference win.

The Canes rallied from a 10-point fourth quarter deficit to score a wild, 38-34 win before 59,539 delirious fans on their home field. Miami improved to 5-0, 1-0 in the ACC. Virginia Tech fell to 2-3 overall, 0-1 in conference play.

Quarterback **Cam Ward** threw for 342 yards and four touchdowns to offset three turnovers. He also ran for 57 yards and a score, leading Miami to touchdowns on its final three drives of the game. But the Hokies drove 45 yards in the final two minutes to set up a Hail Mary throw on the last play. It was initially ruled a touchdown but then reversed, giving the Canes their first 5-0 start in seven seasons.

“Obviously a tremendous game,” head coach **Mario Cristobal** said. “We overcame a lot of stuff, a lot of self-inflicted issues to find a way to pull it out. They’re a really good football team...certainly it wasn’t our best performance but when you play in conference we tell our guys all the time expect it to be playoff football because that’s what you’re going to get.

“I’m proud of the way we just kept fighting, even when we were two scores down and got behind two scores again.”

Miami racked up 508 total yards and found its rushing groove in the second half with 132 yards on the ground. Wide receiver **Xavier Restrepo** paced the Canes with five catches for 60 yards, while wide receiver **Jacolby George**, wide receiver **Isaiah Horton**, tight end **Elijah Arroyo** and tight end **Cam McCormick** each had scoring grabs. Running back **Damien Martinez** gained 60 tough yards on 14 carries. Miami converted 10 of 16 on third down and possessed the ball for nearly 33 minutes.

Cornerback **Jadais Richard** led the Canes with eight tackles, while linebacker **Wesley Bissainthe** added six stops. Safety **Meesh Powell** had three tackles and an interception.

Game 6: #8/#8 Miami Hurricanes at California

CAL MEMORIAL STADIUM - BERKELEY, CALIF. - OCTOBER 5, 2024 - 10:30 PM (ESPN)

	1st	2nd	3rd	4th	Total
#7/#9 Miami	7	3	8	21	39
California	7	14	14	3	38

SCORING SUMMARY

Qtr	Time	Scoring Play	V-H
1	6:19	UM - #4 M. Fletcher, Jr., 3 rush (#30 A. Borregales kick), 5-63, 3:01	7-0
1	3:58	Cal - #87 J. Endries 57 pass from #15 F. Mendoza (#40 R. Coe kick), 7-89, 2:13	7-7
2	13:43	Cal - #1 J. Ott 5 rush (#40 R. Coe kick), 3-56, 1:06	7-14
2	9:07	UM - #30 A. Borregales 46 FG, 10-47, 4:36	10-14
2	8:00	Cal - #1 J. Ott 66 pass from #15 F. Mendoza (#40 R. Coe kick), 4-75, 1:07	10-28
3	13:07	Cal - #3 N. Williams 40 interception return (#40 R. Coe kick), 0:14	10-35
3	8:06	Cal - #7 C. Rodgers 9 rush (#40 R. Coe kick), 5-80, 2:12	10-35
3	3:02	UM - #6 D. Martinez 1 rush (#7 X. Restrepo pass from #1 C. Ward), 12-75, 5:04	18-35
4	14:13	Cal - #40 R. Coe 37 FG, 8-55, 3:43	18-38
4	10:28	UM - #2 I. Horton 18 pass from #1 C. Ward (#30 A. Borregales kick), 11-75, 3:45	25-38
4	4:04	UM - #1 C. Ward 24 rush (#30 A. Borregales kick), 9-70, 2:38	32-38
4	0:26	UM - #8 E. Arroyo 5 pass from #1 C. Ward (#30 A. Borregales kick), 6-92, 1:16	39-38

SUMMARY

MIAMI		CAL
30	First Downs	13
138	Rushing Yards	73
4.2	Average Rush	2.9
437	Passing Yards	297
575	Total Offense	370
6.7	Yards Per Play	7.6
9-110	Penalties - Yards	6-43
4-173	Punts-Yards	5-234
7-449	Kickoffs - Yards	7-445
0-0	Punt Returns - Yards	0-0
1-2	Interception Returns	1-40
37:35	Time of Possession	22:25
7-16	Third Down Conversion	2-10
3-4	Fourth Down Conversion	1-2
4-4	Red Zone Scores	3-3
2-13	Sacks By - Yards	3-29

MIAMI SHOCKS CAL IN EPIC COMEBACK WIN

BERKELEY, Calif -- They flew across three time zones from South Florida all the way to the East Bay. The Miami Hurricanes weren't about to let a 20-point, fourth-quarter deficit spoil their cross-country trek.

Eighth-ranked Miami rallied for a 39-38 win over California on Saturday night, stunning the Golden Bears and their raucous sellout crowd at Memorial Stadium with a comeback for the ages.

The Canes improved to 6-0 overall and 2-0 in ACC play. Cal fell to 3-2 and 0-2 in conference play, still seeking its first-ever ACC win.

In front of one of college football's most picturesque backdrops, quarterback Cam Ward painted his latest Picasso, leading the Canes to touchdowns on their last four drives of the game and throwing for 249 yards in the fourth quarter alone. His five-yard scoring toss to tight end Elijah Arroyo with 26 seconds left tied the score and Andy Borregales' extra point put Miami on top.

Ward completed 35 of 53 passes for 437 yards and two touchdowns and one interception. He also had a 24-yard scoring scamper.

Meanwhile, Miami's defense, which had allowed four pass plays of 50-plus yards, forced two punts and a turnover in the fourth quarter, allowing the Canes to claw their way back.

Wide receiver Xavier Restrepo had another huge outing, catching seven passes for 163 yards. Fellow wideout Isaiah Horton had nine catches for 83 yards and a touchdown. Running backs Mark Fletcher, Jr. and Damien Martinez each had touchdown runs, combining for 123 yards on the ground. Overall, Miami racked up 575 total yards.

"When 1 has the ball in his hands, the game is never over," Restrepo said, referring to Ward's uni-form number. "We have extreme confidence in that guy."

Linebacker Wesley Bissainthe paced the Canes with six tackles, while linebacker Francisco Mauigoa had the game-clinching interception. Defensive tackle Simeon Barrow posted three tackles and a sack.



Game 7: #6/#6 Miami Hurricanes at Louisville Cardinals

L&N FEDERAL CREDIT UNION STADIUM - LOUISVILLE, KY. - OCTOBER 19, 2024 - 12 PM (ABC)

	1st	2nd	3rd	4th	Total
#6/#6 Miami	10	14	14	14	52
Louisville	7	10	14	14	45

SCORING SUMMARY

Qtr	Time	Scoring Play	V-H
1	06:19	UM - #30 A. Borregales 55 yd FG, 12-34, 05:10	3-0
1	07:15	LOU - #25 I. Brown 43 yd rush (#38 B. Travelstead kick), 3-68, 01:13	3-7
1	05:05	UM - #3 J. George 27 yd pass from #1 C. Ward (#30 A. Borregales kick), 5-70, 02:04	10-7
2	14:32	UM - #11 S. Brown Jr. 49 yd pass from #1 C. Ward (#30 A. Borregales kick), 4-79, 01:17	17-7
2	10:32	LOU - #83 M. Redman 3 yd pass from #9 T. Shough (#38 B. Travelstead kick), 9-75, 04:00	17-14
2	05:01	UM - #32 R. Aguirre Jr. 0 yd fumble return (#30 A. Borregales kick)	24-14
2	00:00	LOU - #38 B. Travelstead 22 yd FG, 8-65, 00:57	24-17
3	08:21	UM - #7 X. Restrepo from #1 C. Ward (#30 A. Borregales kick), 14-75, 06:39	31-17
3	08:06	LOU - #5 C. Lacy 100 yd kickoff return (#38 B. Travelstead kick)	31-24
3	06:59	LOU - #1 J. Brooks 21 yd pass from #9 T. Shough (#38 B. Travelstead kick), 3-26, 00:59	31-31
3	03:19	UM - #2 I. Horton from #1 C. Ward (#30 A. Borregales kick), 6-75, 03:40	38-31
4	13:22	LOU - #26 D. Watson 4 yd pass from #9 T. Shough (#38 B. Travelstead kick), 13-75, 04:57	38-38
4	11:17	UM - #28 A. Allen 2 yd rush (#30 A. Borregales kick), 5-80, 01:59	45-38
4	04:05	UM - #6 D. Martinez 30 yd rush (#30 A. Borregales kick), 11-80, 06:11	52-38
4	00:54	LOU - #1 J. Brooks 4 yd pass from #9 T. Shough (#38 B. Travelstead kick), 13-77, 03:05	52-45

SUMMARY

MIAMI

27	First Downs	24
219	Rushing Yards	106
5.5	Average Rush	5.0
319	Passing Yards	342
538	Total Offense	448
7.5	Yards Per Play	6.2
5-55	Penalties - Yards	6-38
2-90	Punts-Yards	3-137
9-574	Kickoffs - Yards	6-371
1-8	Punt Returns - Yards	2-3
0-0	Interception Returns	0-0
34:18	Time of Possession	25:42
9-15	Third Down Conversion	3-12
2-2	Fourth Down Conversion	3-3
3-3	Red Zone Scores	4-4
3-35	Sacks By - Yards	3-21

UofL

CANES EDGE CARDINALS IN 52-45 THRILLER

LOUISVILLE, Ky. - After two straight prime-time thrill rides, the Miami Hurricanes brought their edge-of-your-seat gridiron show to daytime television.

Hope you didn't blink.

Quarterback Cam Ward threw four touchdown passes, wide receivers Sam Brown, Jr. and Xavier Restrepo each topped the 100-yard receiving mark and Miami rushed for 219 yards in a wild 52-45 win over Louisville Saturday before a crowd of 59,115 — the second largest in L&N Federal Credit Union Stadium history.

The sixth-ranked Canes improved to 7-0 and 3-0 in ACC play. The Cardinals fell to 4-3 overall and 2-2 in conference play. In the process the Canes are bringing back to Coral Gables the Schnellenberger Trophy — featuring a pair of bronzed boots worn by legendary Miami and Louisville head coach Howard Schnellenberger.

Miami racked up 538 yards of total offense and led by two touchdowns in the third quarter before Louisville stormed back with two touchdowns in 67 seconds to tie it. But the Canes pulled away in the fourth quarter, holding the ball for nine minutes and clinching the game with an 11-play, 80-yard scoring march.

"That was a hard-fought game, a lot of back and forth," head coach Mario Cristobal said. "Explosive plays by us, explosive plays by them. We had some errors on special teams that certainly hurt us, but one thing that didn't was our effort. We always played hard. There was resiliency. We made plays when it mattered. ... A lot of good stuff."

Ward completed 21 of 32 passes for 319 yards. Restrepo had seven receptions for 101 yards and one touchdown, while Brown totaled 125 yards on just three catches, including a score. Jacoby George and Isaiah Horton also had touchdown grabs.

Running back Damien Martinez carried 12 times for 89 yards and one touchdown, while fellow back Mark Fletcher, Jr. had 73 yards on 13 carries. The Canes were a crisp, efficient 9 of 15 on third down and converted both of their fourth-down attempts.



## Game 8: Florida State Seminoles vs. #5/#6 Miami Hurricanes

HARD ROCK STADIUM - MIAMI GARDENS, FLA. - OCTOBER 26, 2024 - 7 PM (ESPN)

	1st	2nd	3rd	4th	Total
Florida State	0	7	0	7	14
#5/#6 Miami	7	10	6	13	36

### SCORING SUMMARY

Qtr	Time	Scoring Play	V-H
1	12:22	UM - #4 M. Fletcher, Jr. 1 rush (#30 A. Borregales kick good), 7-67, 2:29	0-7
2	14:09	UM - #6 D. Martinez 18 rush (#30 A. Borregales kick), 13-95, 5:00	0-14
2	06:44	FS - #26 C. Holmes 1 rush (#88 R. Fitzgerald kick good), 12-78, 7:15	7-14
2	0:00	UM - #30 A. Borregales 20 yd FG, 18-88, 6:36	7-17
3	5:59	UM - #30 A. Borregales 42 yd FG, 11-30, 5:04	7-20
3	0:39	UM - #30 A. Borregales 45 yd FG, 7-31, 2:37	7-23
4	4:32	UM - #1 C. Ward 7 pass from #8 E. Arroyo (pass from #1 C. Ward failed), 11-55, 7:12	7-29
4	1:51	UM - #D. Martinez 12 rush (#30 A. Borregales kick), 5-83, 1:59	7-36
4	0:18	FS - #10 M. Benson 5 pass from #11 B. Glenn (#88 R. Fitzgerald kick), 12-75, 1:33	14-36

### SUMMARY

### CANES CRUISE PAST NOLES, MOVE TO 8-0

#### FSU

14	First Downs	31
133	Rushing Yards	230
4.8	Average Rush	5.8
115	Passing Yards	215
248	Total Offense	445
4.1	Yards Per Play	5.9
8-65	Penalties - Yards	7-85
3-154	Punts-Yards	1-42
3-176	Kickoffs - Yards	7-452
1-2	Punt Returns - Yards	2-6
0-0	Interception Returns	0-0
24:37	Time of Possession	35:23
3-13	Third Down Conversion	8-14
4-7	Fourth Down Conversion	3-3
2-2	Red Zone Scores	5-5
4-24	Sacks By - Yards	3-13

#### MIAMI

MIAMI GARDENS, Fla. - It's a rivalry game. You can throw out the records. Anything can happen.

That was one narrative to consider as the Miami Hurricanes and Florida State Seminoles renewed acquaintances on a football field for the 69th time Saturday night. Here's another.

One team would take the lead at the outset. One team would never take its foot off the gas. One team would ensure the outcome was never really in doubt.

That team was the Canes, who cruised to a 36-14 win before a sellout crowd of 66,200 at Hard Rock Stadium. Sixth-ranked Miami improved to 8-0 and 4-0 in the ACC. Florida State fell to 1-7 and 1-6 in conference play.

The Canes racked up 445 yards, scored on seven of their nine drives and held the ball for more than 35 minutes. Miami's defense held the Seminoles to 248 total yards and permitted FSU to convert just 3 of 13 third downs.

"Obviously a very hard-fought game," head coach Mario Cristobal said. "We never really lost control of the game but it took us a little while to start pulling away.

"We ran the ball well, got downhill, got hats on hats and ran through tackles. We were aggressive with some fourth downs. The defense was the story of the game. they just played their tails off."

Quarterback Cam Ward completed 22 of 35 passes for 208 yards and caught the first touchdown pass of his career. Running back Damien Martinez rushed for 148 yards and two touchdowns, while backfield mate Mark Fletcher, Jr. rushed for 71 yards and a score. Wide receiver Isaiah Horton caught six passes for 65 yards and tight end Elijah Arroyo threw the touchdown toss to his quarterback. Andy Borregales was perfect on three field goal attempts with a long of 45.

Linebacker Francisco Mauigoa paced Miami with seven tackles, while linebacker Wesley Bissainthe had six stops. Defensive end Akheem Mesidor had three tackles and a sack.

The win was Miami's first over FSU since 2020 and the Canes now lead the all-time series 36-33.



**2024-25 Miami (FL) Football**  
**Game Results**  
**All games**

Page 1/1  
as of Oct 27, 2024

**Team Results**

	Date	Opponent		Score	Overall	Conf	Time	Attend
	08/31/2024	at Florida	W	41-17	1-0	0-0	3:21	90544
	09/07/2024	Florida A&M	W	56-9	2-0	0-0	3:20	57886
	09/14/2024	Ball St.	W	62-0	3-0	0-0	3:16	51564
	09/21/2024	at South Fla.	W	50-15	4-0	0-0	3:58	58616
*	09/27/2024	Virginia Tech	W	38-34	5-0	1-0	3:56	59539
*	10/05/2024	at California	W	39-38	6-0	2-0	3:52	52428
*	10/19/2024	at Louisville	W	52-45	7-0	3-0	3:45	59115
*	10/26/2024	Florida St.	W	36-14	8-0	4-0	3:27	66200



2024-25 Miami (FL) Football  
Team Game-by-Game  
All games

Page 1/1  
as of Oct 27, 2024

Date	Opponent	Rushing				Receiving				Passing				Kick Returns				Punt Returns				tot
		no.	yds	td	lg	no.	yds	td	lg	cmp-att-int	yds	td	lg	no.	yds	td	lg	no.	yds	td	lg	off
08/31/2024	at Florida	33	144	2	24	26	385	3	40	26-36-1	385	3	40	1	0	0	0	1	7	0	7	529
09/07/2024	Florida A&M	38	225	4	33	26	324	3	50	26-33-0	324	3	50	1	40	0	40	4	37	0	20	549
09/14/2024	Ball St.	31	243	2	56	30	507	6	40	30-40-0	507	6	40	1	26	0	26	3	29	0	16	750
09/21/2024	at South Fla.	29	188	4	91	24	404	3	76	24-34-1	404	3	76	3	70	0	26	0	0	0	0	592
09/27/2024	Virginia Tech	32	165	1	24	24	343	4	45	24-38-2	343	4	45	2	56	0	34	1	8	0	8	508
10/05/2024	at California	33	138	3	28	35	437	2	77	35-53-1	437	2	77	1	30	0	30	0	0	0	0	575
10/19/2024	at Louisville	40	219	2	30	21	319	4	63	21-32-0	319	4	63	3	57	0	22	1	8	0	8	538
10/26/2024	Florida St.	40	230	3	53	23	215	1	21	23-36-0	215	1	21	2	52	0	33	2	6	0	6	445
Miami (FL)		276	1552	21	91	209	2934	26	77	209-302-5	2934	26	77	14	331	0	40	12	95	0	20	4486
Opponents		211	777	8	71	147	1614	10	66	147-270-10	1614	10	66	17	434	1	100	7	49	0	20	2391

Miami (FL) Averages

Games	Avg/ rush	Avg/ catch	Pass effic	KR avg	PR avg	All purpose avg/game	Total offense avg/game
8	5.6	14.0	175.9	23.6	7.9	626.4	560.8

Date	Opponent	Tackles				Sacks no-yds	Fumble		Pass Defense			blkd kick	PAT attempts			off		
		ua	a	total	tfl-yds		ff	fr-yds	int-yds	qbh	brup		kick	rush	rcv	saf	t/o	pts
08/31/2024	at Florida	29	22	51	8.0-31	3-18	0	0-0	2-67	1	5	0	5-5	0	0	0	0	41
09/07/2024	Florida A&M	23	32	55	10.0-38	5-30	2	0-0	3-25	2	5	0	6-6	1	0	0	7	56
09/14/2024	Ball St.	26	26	52	9.0-35	4-24	0	0-0	1-3	6	5	0	8-8	0	0	0	7	62
09/21/2024	at South Fla.	38	42	80	7.0-35	4-27	0	0-0	2-0	2	0	1	6-6	0	1	0	7	50
09/27/2024	Virginia Tech	39	18	57	6.0-22	2-13	0	0-0	1-2	4	3	0	5-5	0	0	0	7	38
10/05/2024	at California	25	12	37	7.0-31	2-13	0	0-0	1-2	1	1	0	4-4	0	1	0	0	39
10/19/2024	at Louisville	37	26	63	6.0-43	3-35	1	1-0	0-0	7	6	0	7-7	0	0	0	7	52
10/26/2024	Florida St.	24	14	38	4.0-14	3-13	0	0-0	0-0	4	4	0	3-3	0	0	0	0	36
Miami (FL)		241	192	433	57.0-249	26-173	3	1-0	10-99	27	29	1	44-44	1	2	0	35	374
Opponents		281	280	561	31.0-153	16-109	4	2-0	5-150	24	18	0	19-20	0	0	0	30	172

Date	Opponent	Punting										Field Goals			Kickoffs				
		no.	yds	avg	long	blkd	tb	fc	50+	i20	md-att	long	blkd	no.	yds	avg	tb	ob	
08/31/2024	at Florida	2	97	48.5	53	0	0	0	1	0	2-3	26	0	8	520	65.0	7	0	
09/07/2024	Florida A&M	0	0	0.0	0	0	0	0	0	0	2-2	38	0	10	650	65.0	8	0	
09/14/2024	Ball St.	1	46	46.0	46	0	0	0	0	0	2-2	32	0	11	707	64.3	7	0	
09/21/2024	at South Fla.	1	42	42.0	42	0	0	1	0	1	0-0	0	0	8	510	63.8	5	0	
09/27/2024	Virginia Tech	2	85	42.5	45	0	0	1	0	0	1-1	56	0	6	396	66.0	5	0	
10/05/2024	at California	4	173	43.3	50	0	1	1	1	2	1-1	46	0	7	449	64.1	4	0	
10/19/2024	at Louisville	2	90	45.0	51	0	0	0	1	1	1-1	55	0	9	574	63.8	4	0	
10/26/2024	Florida St.	1	42	42.0	42	0	0	0	0	0	3-3	45	0	7	452	64.6	5	0	
Miami (FL)		13	575	44.2	53	0	1	3	3	4	12-13	56	0	66	4258	64.5	45	0	
Opponents		37	1692	45.7	61	0	3	10	9	11	11-13	58	0	36	2221	61.7	20	0	





2024-25 Miami (FL) Football  
Opponents Game-by-Game  
All games

Page 1/1  
as of Oct 27, 2024

Date	Opponent	Rushing				Receiving				Passing				Kick Returns				Punt Returns				tot
		no.	yds	td	lg	no.	yds	td	lg	cmp-att-int	yds	td	lg	no.	yds	td	lg	no.	yds	td	lg	off
08/31/2024	at Florida	28	139	2	71	14	122	0	19	14-26-2	122	0	19	1	35	0	35	2	28	0	17	261
09/07/2024	Florida A&M	25	52	0	29	15	138	0	34	15-28-3	138	0	34	2	30	0	18	0	0	0	0	190
09/14/2024	Ball St.	20	6	0	8	18	109	0	20	18-32-1	109	0	20	2	35	0	19	1	0	0	0	115
09/21/2024	at South Fla.	32	62	0	17	26	303	1	64	26-43-2	303	1	64	1	18	0	18	0	0	0	0	365
09/27/2024	Virginia Tech	32	206	2	55	20	188	2	25	20-34-1	188	2	25	1	19	0	19	1	20	0	20	394
10/05/2024	at California	25	73	2	22	12	297	2	66	12-24-1	297	2	66	3	61	0	23	0	0	0	0	370
10/19/2024	at Louisville	21	106	1	43	31	342	4	28	31-51-0	342	4	28	5	191	1	100	2	3	0	3	448
10/26/2024	Florida St.	28	133	1	42	11	115	1	29	11-32-0	115	1	29	2	45	0	24	1	-2	0	0	248
Opponents		211	777	8	71	147	1614	10	66	147-270-10	1614	10	66	17	434	1	100	7	49	0	20	2391
Miami (FL)		276	1552	21	91	209	2934	26	77	209-302-5	2934	26	77	14	331	0	40	12	95	0	20	4486

Opponents Averages

Games	Avg/ rush	Avg/ catch	Pass effic	KR avg	PR avg	All purpose avg/game	Total offense avg/game
8	3.7	11.0	109.5	25.5	7.0	378.0	298.9

Date	Opponent	Tackles				Sacks no-yds	Fumble		Pass Defense			blkd kick	PAT attempts			off		
		ua	a	total	tfl-yds		ff	fr-yds	int-yds	qbh	brup		kick	rush	rcv	saf	t/o	pts
08/31/2024	at Florida	36	34	70	2.0-4	1-3	0	0-0	1-0	4	3	0	2-2	0	0	0	3	17
09/07/2024	Florida A&M	37	40	77	4.0-27	2-16	0	0-0	0-0	1	2	0	0-0	0	0	0	0	9
09/14/2024	Ball St.	37	32	69	2.0-2	0-0	1	0-0	0-0	3	1	0	0-0	0	0	0	0	0
09/21/2024	at South Fla.	27	36	63	3.0-7	0-0	0	0-0	1-0	0	2	0	0-1	0	0	0	6	15
09/27/2024	Virginia Tech	33	28	61	5.0-30	3-16	1	1-0	2-110	5	2	0	4-4	0	0	0	7	34
10/05/2024	at California	35	44	79	7.0-37	3-29	0	0-0	1-40	7	4	0	5-5	0	0	0	7	38
10/19/2024	at Louisville	33	42	75	3.0-21	3-21	1	1-0	0-0	0	3	0	6-6	0	0	0	7	45
10/26/2024	Florida St.	43	24	67	5.0-25	4-24	1	0-0	0-0	4	1	0	2-2	0	0	0	0	14
Opponents		281	280	561	31.0-153	16-109	4	2-0	5-150	24	18	0	19-20	0	0	0	30	172
Miami (FL)		241	192	433	57.0-249	26-173	3	1-0	10-99	27	29	1	44-44	1	2	0	35	374

Date	Opponent	Punting										Field Goals			Kickoffs				
		no.	yds	avg	long	blkd	tb	fc	50+	i20	md-att	long	blkd	no.	yds	avg	tb	ob	
08/31/2024	at Florida	5	238	47.6	61	0	0	2	2	3	1-1	41	0	4	205	51.3	3	0	
09/07/2024	Florida A&M	6	272	45.3	61	0	0	1	2	1	3-3	49	0	3	195	65.0	2	0	
09/14/2024	Ball St.	10	444	44.4	56	0	1	3	1	3	0-0	0	0	1	62	62.0	0	0	
09/21/2024	at South Fla.	3	145	48.3	56	0	2	0	1	1	3-4	58	0	5	320	64.0	1	0	
09/27/2024	Virginia Tech	2	68	34.0	37	0	0	0	0	1	2-2	57	0	7	437	62.4	5	0	
10/05/2024	at California	5	234	46.8	60	0	0	3	1	1	1-1	37	0	7	455	65.0	6	0	
10/19/2024	at Louisville	3	137	45.7	47	0	0	1	0	0	1-2	22	0	6	371	61.8	3	0	
10/26/2024	Florida St.	3	154	51.3	56	0	0	0	2	1	0-0	0	0	3	176	58.7	0	0	
Opponents		37	1692	45.7	61	0	3	10	9	11	11-13	58	0	36	2221	61.7	20	0	
Miami (FL)		13	575	44.2	53	0	1	3	3	4	12-13	56	0	66	4258	64.5	45	0	



2024-25 Miami (FL) Football  
Overall Team Statistics  
All games

Page 1/2  
as of Oct 27, 2024

Team Statistics

	UM	OPP
<b>Scoring</b>	<b>374</b>	<b>172</b>
Points per game	46.8	21.5
Points Off Turnovers	35	30
<b>First Downs</b>	<b>226</b>	<b>136</b>
Rushing	86	44
Passing	125	73
Penalty	15	19
<b>Rushing Yardage</b>	<b>1552</b>	<b>777</b>
Yards gained rushing	1697	1013
Yards lost rushing	145	236
Rushing attempts	276	211
Average per rush	5.6	3.7
Average per game	194.0	97.1
TDs Rushing	21	8
<b>Passing Yardage</b>	<b>2934</b>	<b>1614</b>
Comp-Att-Int	209-302-5	147-270-10
Average per pass	9.7	6.0
Average per catch	14.0	11.0
Average per game	366.8	201.8
TDs Passing	26	10
<b>Total offense</b>	<b>4486</b>	<b>2391</b>
Total plays	578	481
Average per play	7.8	5.0
Average per game	560.8	298.9
<b>Kick returns: #-Yards</b>	<b>14-331</b>	<b>17-434</b>
<b>Punt returns: #-Yards</b>	<b>12-95</b>	<b>7-49</b>
<b>Int returns: #-Yards</b>	<b>10-99</b>	<b>5-150</b>
<b>Kick return average</b>	<b>23.6</b>	<b>25.5</b>
<b>Punt return average</b>	<b>7.9</b>	<b>7.0</b>
<b>Int return average</b>	<b>9.9</b>	<b>30.0</b>
<b>Fumbles-Lost</b>	<b>5-2</b>	<b>5-1</b>
<b>Penalties-Yards</b>	<b>56-591</b>	<b>48-344</b>
Average per game	73.9	43.0
<b>Punts-Yards</b>	<b>13-575</b>	<b>37-1692</b>
Average per punt	44.2	45.7
Net punt average	39.2	42.1
<b>Kickoffs-Yards</b>	<b>66-4258</b>	<b>36-2221</b>
Average per kick	64.5	61.7
Net kick average	39.4	37.8
<b>Time of possession / game</b>	<b>34:18</b>	<b>25:42</b>
<b>3rd-down conversion</b>	<b>61/102</b>	<b>29/100</b>
3rd-down pct	60%	29%
<b>4rd-down conversion</b>	<b>10/13</b>	<b>10/17</b>



2024-25 Miami (FL) Football  
Overall Team Statistics  
All games

Page 2/2  
as of Oct 27, 2024

	UM	OPP
4rd-down pct	77%	59%
<b>Sacks by-Yards</b>	<b>26-173</b>	<b>16-109</b>
<b>Misc Yards</b>	<b>0</b>	<b>0</b>
<b>Touchdowns scored</b>	<b>48</b>	<b>20</b>
<b>Field goals - attempts</b>	<b>12-13</b>	<b>11-13</b>
<b>On-Side kicks</b>	<b>0-0</b>	<b>0-1</b>
<b>Red-zone scores</b>	<b>(38-41) 93%</b>	<b>(16-19) 84%</b>
<b>Red-zone touchdowns</b>	<b>(31-41) 76%</b>	<b>(11-19) 58%</b>
<b>PAT-attempts</b>	<b>(44-44) 100%</b>	<b>(19-20) 95%</b>
<b>2-point conversion-attempts</b>	<b>(3-4) 75%</b>	<b>(0-0) 0%</b>
<b>Attendance</b>	<b>235189</b>	<b>260703</b>
Games / Avg per game	4/58797	4/65176
Neutral site games	-	0/0

Score by Periods

Team	1st	2nd	3rd	4th	OT	TOT
Miami (FL)	84	86	94	110	0	374
Opponents	36	64	34	38	0	172



2024-25 Miami (FL) Football  
Overall Defense Statistics  
All games

Page 1/2  
as of Oct 27, 2024

Team Defense

			Tackles				Sacks	Pass defense			Fumbles	blkd		
##	Player	gp	ua	a	tot	tfl/yds	no-yds	int-yds	brup	qbh	fr-yds	ff	kick	saf
1	Francisco Mauigoa	8	20	23	43	5.5-22	2-16	1-2	5	5	.	1	.	.
31	Wesley Bissainthe	8	21	15	36	2-4	.	1-0	.	1	.	.	.	.
7	Jaden Harris	8	20	8	28	3.5-15	1.5-8	1-0	1	.	.	.	.	.
10	Simeon Barrow	8	12	13	25	8-48	5.5-39	.	1	2	.	1	.	.
0	Mishael Powell	8	15	9	24	1-2	.	3-69	2	1	.	.	.	.
19	D'Yoni Hill	8	20	4	24	1-3	.	.	1	.	.	.	.	.
9	Tyler Baron	8	13	11	24	8-38	4.5-29	.	.	6	.	.	.	.
25	Jadais Richard	8	17	5	22	1.5-5	.	.	2	2	.	1	.	.
2	Daryl Porter Jr.	8	14	6	20	.	.	.	3	1	.	.	.	.
32	Raul Aguirre, Jr.	7	9	11	20	1.5-10	1-9	.	.	.	1-0	.	.	.
3	Akheem Mesidor	8	8	8	16	5.5-38	3.5-35	.	.	1	.	.	.	.
11	Elijah Alston	6	8	7	15	3.5-12	2.5-9	1-3	1	1	.	.	.	.
29	Romanas Frederique, Jr.	8	11	3	14	1-3	.	.	2	.	.	.	.	.
24	Malik Bryant	7	5	8	13	5-12	1.5-8	.	.	2	.	.	.	.
5	C.J. Clark	8	4	8	12	2-4	0.5-2	.	.	.	.	.	.	.
21	Jaylin Alderman	7	3	6	9	.	.	.	.	.	.	.	.	.
99	Ahmad Moten	8	4	5	9	0.5-1	.	.	1	.	.	.	.	.
20	Zaquan Patterson	7	6	2	8	.	.	.	3	.	.	.	.	.
15	Markeith Williams	8	2	6	8	.	.	.	1	.	.	.	.	.
4	Rueben Bain Jr.	4	5	2	7	4-20	2.5-13	.	.	1	.	.	.	.
41	Chase Smith	8	2	5	7	0.5-1	.	.	1	.	.	.	.	.
16	Robert Stafford	8	2	4	6	.	.	.	1	.	.	.	.	.
98	Justin Scott	7	3	3	6	2-8	1-5	.	.	.	.	.	.	.
34	Adarius Hayes	6	1	3	4	.	.	1-25	1	.	.	.	.	.
36	Nick Kelly	6	2	2	4	.	.	.	.	.	.	.	.	.
57	Marley Cook	7	.	3	3	.	.	.	.	1	.	.	.	.
23	Dylan Day	7	2	1	3	.	.	.	.	.	.	.	.	.
8	Josh Horton	4	2	1	3	0.5-1	.	.	.	.	.	.	.	.
38	Myles Mooyoung	3	1	1	2	.	.	1-0	.	.	.	.	.	.
12	Robby Washington	4	1	1	2	.	.	.	.	.	.	.	.	.
22	Cameron Pruitt	8	.	2	2	.	.	1-0	1	.	.	.	.	.
18	Armondo Blount	2	.	1	1	.	.	.	.	.	.	.	.	.
91	Elias Rudolph	1	.	1	1	.	.	.	.	.	.	.	.	.
45	Braylon Lamar	3	.	1	1	.	.	.	.	.	.	.	.	.
33	Booker Pickett	3	1	.	1	.	.	.	.	1	.	.	.	.
44	Cole McConathy II	6	1	.	1	.	.	.	.	.	.	.	.	.
88	Riley Williams	8	1	.	1	.	.	.	.	.	.	.	.	.
17	Bobby Washington Jr.	6	.	1	1	.	.	.	.	.	.	.	.	.
6	Damari Brown	1	1	.	1	.	.	.	.	.	.	.	.	.
49	Mason Napper	8	1	.	1	.	.	.	.	.	.	.	.	.
8	Elijah Arroyo	8	1	.	1	.	.	.	.	.	.	.	.	.





2024-25 Miami (FL) Football  
Overall Defense Statistics  
All games

Page 2/2  
as of Oct 27, 2024

			Tackles				Sacks	Pass defense			Fumbles	blkd		
##	Player	gp	ua	a	tot	tfl/yds	no-yds	int-yds	brup	qbh	fr-yds	ff	kick	saf
3	Jacolby George	8	1	.	1	.	.	.	.	.	.	.	.	.
93	Anthony Campbell	5	.	1	1	0.5-2	.	.	1	.	.	.	.	.
28	Isaiah Taylor	2	.	1	1	.	.	.	.	.	.	.	.	.
1	Cameron Ward	8	1	.	1	.	.	.	.	.	.	.	.	.
85	Jackson Carver	3	.	.	.	.	.	.	.	1	.	.	.	.
12	Marquise Lightfoot	2	.	.	.	.	.	.	.	1	.	.	.	.
2	Isaiah Horton	8	.	.	.	.	.	.	1	.	.	.	.	.
11	Samuel Brown	8	.	.	.	.	.	.	.	.	.	.	1	.
	Totals	8	241	192	433	57-249	26-173	10-99	29	27	1-0	3	1	0
	Opponents	8	281	280	561	31-153	16-109	5-150	18	24	2-0	4	0	0



**2024-25 Miami (FL) Football**  
**Team Game Highs**  
**All games**

Page 1/1  
as of Oct 27, 2024

**Miami (FL) - Game Highs**

<b>RUSHES</b>	40	Florida St. (10/26/2024)
	40	at Louisville (10/19/2024)
<b>YARDS RUSHING</b>	243	Ball St. (09/14/2024)
<b>YARDS PER RUSH</b>	7.8	Ball St. (09/14/2024)
<b>TD RUSHES</b>	4	at South Fla. (09/21/2024)
	4	Florida A&M (09/07/2024)
<b>PASS ATTEMPTS</b>	53	at California (10/05/2024)
<b>PASS COMPLETIONS</b>	35	at California (10/05/2024)
<b>YARDS PASSING</b>	507	Ball St. (09/14/2024)
<b>YARDS PER PASS</b>	12.7	Ball St. (09/14/2024)
<b>TD PASSES</b>	6	Ball St. (09/14/2024)
<b>TOTAL PLAYS</b>	86	at California (10/05/2024)
<b>TOTAL OFFENSE</b>	750	Ball St. (09/14/2024)
<b>YARDS PER PLAY</b>	10.6	Ball St. (09/14/2024)
<b>POINTS</b>	62	Ball St. (09/14/2024)
<b>SACKS BY</b>	5	Florida A&M (09/07/2024)
<b>FIRST DOWNS</b>	31	Florida St. (10/26/2024)
	31	Ball St. (09/14/2024)
	31	Florida A&M (09/07/2024)
<b>PENALTIES</b>	11	at South Fla. (09/21/2024)
<b>PENALTY YARDS</b>	113	at South Fla. (09/21/2024)
<b>TURNOVERS</b>	3	Virginia Tech (09/27/2024)
<b>PUNTS</b>	4	at California (10/05/2024)
<b>PUNTING AVG</b>	48.5	at Florida (08/31/2024)
<b>LONG PUNT</b>	53	at Florida (08/31/2024)
<b>PUNTS INSIDE 20</b>	2	at California (10/05/2024)
<b>LONG PUNT RETURN</b>	20	Florida A&M (09/07/2024)



**2024-25 Miami (FL) Football**  
**Opponent Match Highs**  
**All games**

Page 1/1  
as of Oct 27, 2024

**Opponent - Game Highs**

<b>RUSHES</b>	32	Virginia Tech (09/27/2024)
	32	at South Fla. (09/21/2024)
<b>YARDS RUSHING</b>	206	Virginia Tech (09/27/2024)
<b>YARDS PER RUSH</b>	6.4	Virginia Tech (09/27/2024)
<b>TD RUSHES</b>	2	at California (10/05/2024)
	2	Virginia Tech (09/27/2024)
	2	at Florida (08/31/2024)
<b>PASS ATTEMPTS</b>	51	at Louisville (10/19/2024)
<b>PASS COMPLETIONS</b>	31	at Louisville (10/19/2024)
<b>YARDS PASSING</b>	342	at Louisville (10/19/2024)
<b>YARDS PER PASS</b>	12.4	at California (10/05/2024)
<b>TD PASSES</b>	4	at Louisville (10/19/2024)
<b>TOTAL PLAYS</b>	75	at South Fla. (09/21/2024)
<b>TOTAL OFFENSE</b>	448	at Louisville (10/19/2024)
<b>YARDS PER PLAY</b>	7.6	at California (10/05/2024)
<b>POINTS</b>	45	at Louisville (10/19/2024)
<b>SACKS BY</b>	4	Florida St. (10/26/2024)
<b>FIRST DOWNS</b>	24	at Louisville (10/19/2024)
<b>PENALTIES</b>	11	at South Fla. (09/21/2024)
<b>PENALTY YARDS</b>	73	at South Fla. (09/21/2024)
<b>TURNOVERS</b>	3	Florida A&M (09/07/2024)
<b>PUNTS</b>	10	Ball St. (09/14/2024)
<b>PUNTING AVG</b>	51.3	Florida St. (10/26/2024)
<b>LONG PUNT</b>	61	Florida A&M (09/07/2024)
	61	at Florida (08/31/2024)
<b>PUNTS INSIDE 20</b>	3	Ball St. (09/14/2024)
	3	at Florida (08/31/2024)
<b>LONG PUNT RETURN</b>	20	Virginia Tech (09/27/2024)



2024-25 Miami (FL) Football  
Team Match Lows  
All games

Page 1/1  
as of Oct 27, 2024

Miami (FL) - Game Lows

RUSHES	29	at South Fla. (09/21/2024)
YARDS RUSHING	138	at California (10/05/2024)
YARDS PER RUSH	4.2	at California (10/05/2024)
TD RUSHES	1	Virginia Tech (09/27/2024)
PASS ATTEMPTS	32	at Louisville (10/19/2024)
PASS COMPLETIONS	21	at Louisville (10/19/2024)
YARDS PASSING	215	Florida St. (10/26/2024)
YARDS PER PASS	6.0	Florida St. (10/26/2024)
TD PASSES	1	Florida St. (10/26/2024)
TOTAL PLAYS	63	at South Fla. (09/21/2024)
TOTAL OFFENSE	445	Florida St. (10/26/2024)
YARDS PER PLAY	5.9	Florida St. (10/26/2024)
POINTS	36	Florida St. (10/26/2024)
SACKS BY	2 2	at California (10/05/2024) Virginia Tech (09/27/2024)
FIRST DOWNS	24	Virginia Tech (09/27/2024)
PENALTIES	2	at Florida (08/31/2024)
PENALTY YARDS	26	at Florida (08/31/2024)
INTERCEPTIONS BY	0 0	Florida St. (10/26/2024) at Louisville (10/19/2024)
PUNTS	0	Florida A&M (09/07/2024)
PUNTING AVG	0.0	Florida A&M (09/07/2024)
LONG PUNT	0	Florida A&M (09/07/2024)
PUNTS INSIDE 20	0 0 0 0 0	Florida St. (10/26/2024) Virginia Tech (09/27/2024) Ball St. (09/14/2024) Florida A&M (09/07/2024) at Florida (08/31/2024)
LONG PUNT RETURN	0 0	at California (10/05/2024) at South Fla. (09/21/2024)





2024-25 Miami (FL) Football  
Opponent Match Lows  
All games

Page 1/1  
as of Oct 27, 2024

Opponent - Game Lows

RUSHES	20	Ball St. (09/14/2024)
YARDS RUSHING	6	Ball St. (09/14/2024)
YARDS PER RUSH	0.3	Ball St. (09/14/2024)
TD RUSHES	0 0 0	at South Fla. (09/21/2024) Ball St. (09/14/2024) Florida A&M (09/07/2024)
PASS ATTEMPTS	24	at California (10/05/2024)
PASS COMPLETIONS	11	Florida St. (10/26/2024)
YARDS PASSING	109	Ball St. (09/14/2024)
YARDS PER PASS	3.4	Ball St. (09/14/2024)
TD PASSES	0 0 0	Ball St. (09/14/2024) Florida A&M (09/07/2024) at Florida (08/31/2024)
TOTAL PLAYS	49	at California (10/05/2024)
TOTAL OFFENSE	115	Ball St. (09/14/2024)
YARDS PER PLAY	2.2	Ball St. (09/14/2024)
POINTS	0	Ball St. (09/14/2024)
SACKS BY	0 0	at South Fla. (09/21/2024) Ball St. (09/14/2024)
FIRST DOWNS	9	Ball St. (09/14/2024)
PENALTIES	2	at Florida (08/31/2024)
PENALTY YARDS	15	Ball St. (09/14/2024)
INTERCEPTIONS BY	0 0 0 0	Florida St. (10/26/2024) at Louisville (10/19/2024) Ball St. (09/14/2024) Florida A&M (09/07/2024)
PUNTS	2	Virginia Tech (09/27/2024)
PUNTING AVG	34.0	Virginia Tech (09/27/2024)
LONG PUNT	37	Virginia Tech (09/27/2024)
PUNTS INSIDE 20	0	at Louisville (10/19/2024)
LONG PUNT RETURN	0 0 0 0 0	Florida St. (10/26/2024) at California (10/05/2024) at South Fla. (09/21/2024) Ball St. (09/14/2024) Florida A&M (09/07/2024)



**2024-25 Miami (FL) Football**  
**Individual Game Highs**  
**All games**

Page 1/1  
as of Oct 27, 2024

**Miami (FL) - Individual Game Highs**

<b>RUSHES</b>	15	Damien Martinez vs Florida St. (10/26/2024)
	15	Mark Fletcher Jr. vs Florida St. (10/26/2024)
	15	Damien Martinez at Florida (08/31/2024)
<b>YARDS RUSHING</b>	148	Damien Martinez vs Florida St. (10/26/2024)
<b>TD RUSHES</b>	3	Damien Martinez at South Fla. (09/21/2024)
<b>LONG RUSH</b>	91	Jordan Lyle at South Fla. (09/21/2024)
<b>PASS ATTEMPTS</b>	53	Cameron Ward at California (10/05/2024)
<b>PASS COMPLETIONS</b>	35	Cameron Ward at California (10/05/2024)
<b>YARDS PASSING</b>	437	Cameron Ward at California (10/05/2024)
<b>TD PASSES</b>	5	Cameron Ward vs Ball St. (09/14/2024)
<b>LONG PASS</b>	77	Cameron Ward at California (10/05/2024)
<b>RECEPTIONS</b>	9	Isaiah Horton at California (10/05/2024)
<b>YARDS RECEIVING</b>	163	Xavier Restrepo at California (10/05/2024)
<b>TD RECEPTIONS</b>	2	Xavier Restrepo vs Ball St. (09/14/2024)
<b>LONG RECEPTION</b>	77	Xavier Restrepo at California (10/05/2024)
<b>PUNTS</b>	4	Dylan Joyce at California (10/05/2024)
<b>PUNTING AVG</b>	48.5	Dylan Joyce at Florida (08/31/2024)
<b>LONG PUNT</b>	53	Dylan Joyce at Florida (08/31/2024)
<b>PUNTS INSIDE 20</b>	2	Dylan Joyce at California (10/05/2024)
<b>LONG PUNT RETURN</b>	20	Ray Ray Joseph vs Florida A&M (09/07/2024)
<b>LONG KICKOFF RETURN</b>	40	Chris Johnson Jr. vs Florida A&M (09/07/2024)
<b>TACKLES</b>	11	Francisco Mauigoa at South Fla. (09/21/2024)
<b>SACKS</b>	3	Tyler Baron vs Florida A&M (09/07/2024)
<b>TACKLES FOR LOSS</b>	3.5	Tyler Baron vs Florida A&M (09/07/2024)



**2024-25 Miami (FL) Football**  
**Opponent Individual Match Highs**  
**All games**

Page 1/1  
as of Oct 27, 2024

**Opponent - Individual Game Highs**

<b>RUSHES</b>	19	Bhayshul Tuten vs Virginia Tech (09/27/2024)
<b>YARDS RUSHING</b>	141	Bhayshul Tuten vs Virginia Tech (09/27/2024)
<b>TD RUSHES</b>	1	Caziah Holmes vs Florida St. (10/26/2024)
	1	Isaac Brown at Louisville (10/19/2024)
	1	Chandler Rogers at California (10/05/2024)
	1	Jaydn Ott at California (10/05/2024)
	1	Jaylin Lane vs Virginia Tech (09/27/2024)
	1	Bhayshul Tuten vs Virginia Tech (09/27/2024)
	1	Montrell Johnson Jr. at Florida (08/31/2024)
	1	Treyaun Webb at Florida (08/31/2024)
<b>LONG RUSH</b>	71	Montrell Johnson Jr. at Florida (08/31/2024)
<b>PASS ATTEMPTS</b>	51	Tyler Shough at Louisville (10/19/2024)
<b>PASS COMPLETIONS</b>	31	Tyler Shough at Louisville (10/19/2024)
<b>YARDS PASSING</b>	342	Tyler Shough at Louisville (10/19/2024)
<b>TD PASSES</b>	4	Tyler Shough at Louisville (10/19/2024)
<b>LONG PASS</b>	66	Fernando Mendoza at California (10/05/2024)
<b>RECEPTIONS</b>	11	Sean Atkins at South Fla. (09/21/2024)
<b>YARDS RECEIVING</b>	125	Sean Atkins at South Fla. (09/21/2024)
<b>TD RECEPTIONS</b>	2	Ja'Corey Brooks at Louisville (10/19/2024)
<b>LONG RECEPTION</b>	66	Jaydn Ott at California (10/05/2024)
<b>FIELD GOALS</b>	2	John Love vs Virginia Tech (09/27/2024)
	2	Nico Gramatica at South Fla. (09/21/2024)
	2	Cameron Gillis vs Florida A&M (09/07/2024)
<b>LONG FIELD GOALS</b>	58	Nico Gramatica at South Fla. (09/21/2024)
<b>PUNTS</b>	10	Brian Cooley vs Ball St. (09/14/2024)
<b>PUNTING AVG</b>	51.3	Alex Mastromanno vs Florida St. (10/26/2024)
<b>LONG PUNT</b>	61	Trey Wilhoit vs Florida A&M (09/07/2024)
	61	Jeremy Crawshaw at Florida (08/31/2024)
<b>PUNTS INSIDE 20</b>	3	Brian Cooley vs Ball St. (09/14/2024)
	3	Jeremy Crawshaw at Florida (08/31/2024)
<b>LONG PUNT RETURN</b>	20	Xayvion Turner-Bradshaw vs Virginia Tech (09/27/2024)
<b>LONG KICKOFF RETURN</b>	100	Caullin Lacy at Louisville (10/19/2024)
<b>TACKLES</b>	15	Cade Uluave at California (10/05/2024)
<b>SACKS</b>	2	Darrell Jackson Jr. vs Florida St. (10/26/2024)
<b>TACKLES FOR LOSS</b>	2	Darrell Jackson Jr. vs Florida St. (10/26/2024)
<b>INTERCEPTIONS</b>	1	Nohl Williams at California (10/05/2024)
	1	Kaleb Spencer vs Virginia Tech (09/27/2024)
	1	Mose Phillips III vs Virginia Tech (09/27/2024)
	1	Brent Austin at South Fla. (09/21/2024)
	1	Shemar James at Florida (08/31/2024)



# 2024-25 Miami (FL) Football Individual Statistics All games

Page 1/4  
as of Oct 27, 2024

## Rushing

Player	gp	att	gain	loss	net	avg	td	lg	avg/g
Damien Martinez	8	93	537	8	529	5.7	8	53	66.1
Mark Fletcher Jr.	8	65	370	3	367	5.6	5	29	45.9
Jordan Lyle	8	34	246	1	245	7.2	3	91	30.6
Cameron Ward	8	42	288	102	186	4.4	3	24	23.3
Ajay Allen	7	24	183	0	183	7.6	2	56	26.1
Chris Johnson Jr.	8	6	37	6	31	5.2	0	24	3.9
Reese Poffenbarger	4	5	29	17	12	2.4	0	11	3.0
Chris Wheatley-Humphrey	1	1	7	0	7	7.0	0	7	7.0
Jacolby George	8	1	0	3	-3	-3.0	0	0	-0.4
Team	8	5	0	5	-5	-1.0	0	0	-0.6
<b>Total</b>	<b>8</b>	<b>276</b>	<b>1697</b>	<b>145</b>	<b>1552</b>	<b>5.6</b>	<b>21</b>	<b>91</b>	<b>194.0</b>
<b>Opponents</b>	<b>8</b>	<b>211</b>	<b>1013</b>	<b>236</b>	<b>777</b>	<b>3.7</b>	<b>8</b>	<b>71</b>	<b>97.1</b>

## Passing

Player	gp	effic	comp-att-int	pct	yds	td	lg	avg/g
Cameron Ward	8	174.7	191-281-5	68.0	2746	24	77	343.3
Emory Williams	1	231.9	11-12-0	91.7	161	1	40	161.0
Reese Poffenbarger	4	109.7	6-7-0	85.7	20	0	8	5.0
Xavier Restrepo	8	0.0	0-1-0	0.0	0	0	0	0.0
Elijah Arroyo	8	488.8	1-1-0	100.0	7	1	7	0.9
<b>Total</b>	<b>8</b>	<b>175.9</b>	<b>209-302-5</b>	<b>69.2</b>	<b>2934</b>	<b>26</b>	<b>77</b>	<b>366.8</b>
<b>Opponents</b>	<b>8</b>	<b>109.5</b>	<b>147-270-10</b>	<b>54.4</b>	<b>1614</b>	<b>10</b>	<b>66</b>	<b>201.8</b>

## Receiving

Player	gp	no.	yds	avg	td	lg	avg/g
Xavier Restrepo	8	43	710	16.5	6	77	88.8
Isaiah Horton	8	40	477	11.9	4	30	59.6
Samuel Brown	8	28	410	14.6	2	76	51.3
Jacolby George	8	27	354	13.1	4	27	44.3
Elijah Arroyo	8	16	310	19.4	4	45	38.8
Damien Martinez	8	11	151	13.7	0	36	18.9
Chris Johnson Jr.	8	8	72	9.0	2	37	9.0
Elija Lofton	8	8	133	16.6	1	40	16.6
Mark Fletcher Jr.	8	6	64	10.7	0	22	8.0
Riley Williams	8	6	86	14.3	0	27	10.8
Ray Ray Joseph	8	4	57	14.3	0	36	7.1
Cam McCormick	8	3	24	8.0	2	9	3.0
Joshisa Trader	5	3	30	10.0	0	15	6.0
Ajay Allen	7	2	23	11.5	0	16	3.3
Jordan Lyle	8	2	18	9.0	0	17	2.3
Cameron Ward	8	1	7	7.0	1	7	0.9
Ny Carr	2	1	8	8.0	0	8	4.0
<b>Total</b>	<b>8</b>	<b>209</b>	<b>2934</b>	<b>14.0</b>	<b>26</b>	<b>77</b>	<b>366.8</b>
<b>Opponents</b>	<b>8</b>	<b>147</b>	<b>1614</b>	<b>11.0</b>	<b>10</b>	<b>66</b>	<b>201.8</b>

## Punt Returns

Player	no.	yds	avg	td	lg
Ray Ray Joseph	12	95	7.9	0	20
<b>Total</b>	<b>12</b>	<b>95</b>	<b>7.9</b>	<b>0</b>	<b>20</b>
<b>Opponents</b>	<b>7</b>	<b>49</b>	<b>7.0</b>	<b>0</b>	<b>20</b>

## Interceptions

Player	no.	yds	avg	td	lg
Mishael Powell	3	69	23.0	0	67
Elijah Alston	1	3	3.0	0	3
Francisco Mauigoa	1	2	2.0	0	2
Jaden Harris	1	0	0.0	0	0
Wesley Bissainthe	1	0	0.0	0	0
Myles Mooyoung	1	0	0.0	0	0
Cameron Pruitt	1	0	0.0	0	0
Adarius Hayes	1	25	25.0	0	25
<b>Total</b>	<b>10</b>	<b>99</b>	<b>9.9</b>	<b>0</b>	<b>67</b>
<b>Opponents</b>	<b>5</b>	<b>150</b>	<b>30.0</b>	<b>1</b>	<b>77</b>

## Kick Returns

Player	no.	yds	avg	td	lg
Chris Johnson Jr.	12	306	25.5	0	40
Riley Williams	1	0	0.0	0	0
Jordan Lyle	1	25	25.0	0	25
<b>Total</b>	<b>14</b>	<b>331</b>	<b>23.6</b>	<b>0</b>	<b>40</b>
<b>Opponents</b>	<b>17</b>	<b>434</b>	<b>25.5</b>	<b>1</b>	<b>100</b>

## Fumble Returns

Player	no.	yds	avg	td	lg
Raul Aguirre, Jr.	1	0	0.0	1	0
<b>Total</b>	<b>1</b>	<b>0</b>	<b>0.0</b>	<b>1</b>	<b>0</b>
<b>Opponents</b>	<b>2</b>	<b>0</b>	<b>0.0</b>	<b>0</b>	<b>0</b>





2024-25 Miami (FL) Football  
Individual Statistics  
All games

Page 2/4  
as of Oct 27, 2024

### Scoring

			PAT						
Player	td	fg	kick	rush	rcv	pass	dxp	saf	pts
Andres Borregales	-	11-12	40-40	-	-	-	-	-	73
Damien Martinez	8	-	-	-	1	-	-	-	50
Xavier Restrepo	6	-	-	-	1	-	-	-	38
Mark Fletcher Jr.	5	-	-	-	-	-	-	-	30
Cameron Ward	4	-	-	-	-	2	-	-	24
Jacolby George	4	-	-	-	-	-	-	-	24
Elijah Arroyo	4	-	-	-	-	-	-	-	24
Isaiah Horton	4	-	-	-	-	-	-	-	24
Jordan Lyle	3	-	-	-	-	-	-	-	18
Cam McCormick	2	-	-	-	-	-	-	-	12
Samuel Brown	2	-	-	-	-	-	-	-	12
Ajay Allen	2	-	-	-	-	-	-	-	12
Chris Johnson Jr.	2	-	-	-	-	-	-	-	12
Abram Murray	-	1-1	4-4	-	-	-	-	-	7
Raul Aguirre, Jr.	1	-	-	-	-	-	-	-	6
Elija Lofton	1	-	-	-	-	-	-	-	6
Riley Williams	-	-	-	1	-	-	-	-	2
Total	48	12-13	44-44	1	2	2	0	0	374
Opponents	20	11-13	19-20	0	0	0	0	0	172

### Total Offense

Player	g	plays	rush	pass	total	avg/g
Cameron Ward	8	323	186	2746	2932	366.5
Damien Martinez	8	93	529	0	529	66.1
Mark Fletcher Jr.	8	65	367	0	367	45.9
Jordan Lyle	8	34	245	0	245	30.6
Ajay Allen	7	24	183	0	183	26.1
Emory Williams	1	12	0	161	161	161.0
Reese Poffenbarger	4	12	12	20	32	8.0
Chris Johnson Jr.	8	6	31	0	31	3.9
Elijah Arroyo	8	1	0	7	7	0.9
Chris Wheatley-Humphrey	1	1	7	0	7	7.0
Jacolby George	8	1	-3	0	-3	-0.4
Team	8	0	-5	0	-5	-0.6
<b>Total</b>	<b>8</b>	<b>578</b>	<b>1552</b>	<b>2934</b>	<b>4486</b>	<b>560.8</b>
<b>Opponents</b>	<b>8</b>	<b>481</b>	<b>777</b>	<b>1614</b>	<b>2391</b>	<b>298.9</b>

### Punting

Player	no.	yds	avg	lg	tb	fc	i20	50+	blk
Dylan Joyce	13	575	44.2	53	1	3	4	3	0
<b>Total</b>	<b>13</b>	<b>575</b>	<b>44.2</b>	<b>53</b>	<b>1</b>	<b>3</b>	<b>4</b>	<b>3</b>	<b>0</b>
<b>Opponents</b>	<b>37</b>	<b>1692</b>	<b>45.7</b>	<b>61</b>	<b>3</b>	<b>10</b>	<b>11</b>	<b>9</b>	<b>0</b>

### Field Goals

Player	fg	pct.	01-19	20-29	30-39	40-49	50-99	lg	blk
Andres Borregales	11-12	91.7	0-0	3-3	3-3	3-4	2-2	56	0
Abram Murray	1-1	100.0	0-0	0-0	1-1	0-0	0-0	38	0
<b>Opponents</b>	<b>11-13</b>	<b>84.6</b>	<b>0-0</b>	<b>2-2</b>	<b>2-3</b>	<b>3-3</b>	<b>4-5</b>	<b>58</b>	<b>0</b>

### Kickoffs

Player	no.	yds	avg	tb	ob	retn	net	ydln
Andres Borregales	62	4006	64.6	43	0			
Abram Murray	4	252	63.0	2	0			
<b>Total</b>	<b>66</b>	<b>4258</b>	<b>64.5</b>	<b>45</b>	<b>0</b>	<b>17</b>	<b>39.4</b>	<b>25</b>
<b>Opponents</b>	<b>36</b>	<b>2221</b>	<b>61.7</b>	<b>20</b>	<b>0</b>	<b>14</b>	<b>37.8</b>	<b>27</b>

### FG Sequence

Team Name	Miami (FL)	Opponents
Florida	(23),45,(26)	(41)
Florida St.	(20),(42),(45)	
Virginia Tech	(56)	(57),(52)
Ball St.	(30),(32)	
Louisville	(55)	52,(22)
Florida A&M	(37),(38)	(22),(36),(49)
California	(46)	(37)
South Fla.		(58),(51),(45),31

Numbers in (parentheses) indicate field goal was made



2024-25 Miami (FL) Football  
Individual Statistics  
All games

Page 3/4  
as of Oct 27, 2024

All Purpose

Player	g	rush	rcv	pr	kr	ir	total	avg/g
Xavier Restrepo	8	0	710	0	0	0	710	88.8
Damien Martinez	8	529	151	0	0	0	680	85.0
Isaiah Horton	8	0	477	0	0	0	477	59.6
Mark Fletcher Jr.	8	367	64	0	0	0	431	53.9
Samuel Brown	8	0	410	0	0	0	410	51.3
Chris Johnson Jr.	8	31	72	0	306	0	409	51.1
Jacolby George	8	-3	354	0	0	0	351	43.9
Elijah Arroyo	8	0	310	0	0	0	310	38.8
Jordan Lyle	8	245	18	0	25	0	288	36.0
Ajay Allen	7	183	23	0	0	0	206	29.4
Cameron Ward	8	186	7	0	0	0	193	24.1
Ray Ray Joseph	8	0	57	95	0	0	152	19.0
Elija Lofton	8	0	133	0	0	0	133	16.6
Riley Williams	8	0	86	0	0	0	86	10.8
Mishael Powell	8	0	0	0	0	69	69	8.6
Joshisa Trader	5	0	30	0	0	0	30	6.0
Adarius Hayes	6	0	0	0	0	25	25	4.2
Cam McCormick	8	0	24	0	0	0	24	3.0
Reese Poffenbarger	4	12	0	0	0	0	12	3.0
Ny Carr	2	0	8	0	0	0	8	4.0
Chris Wheatley-Humphrey	1	7	0	0	0	0	7	7.0
Elijah Alston	6	0	0	0	0	3	3	0.5
Francisco Mauigoa	8	0	0	0	0	2	2	0.3
Team	8	-5	0	0	0	0	-5	-0.6
<b>Total</b>	<b>8</b>	<b>1552</b>	<b>2934</b>	<b>95</b>	<b>331</b>	<b>99</b>	<b>5011</b>	<b>626.4</b>
<b>Opponents</b>	<b>8</b>	<b>777</b>	<b>1614</b>	<b>49</b>	<b>434</b>	<b>150</b>	<b>3024</b>	<b>378.0</b>



**2024-25 Miami (FL) Football**  
**Individual Statistics**  
**All games**

Page 4/4  
as of Oct 27, 2024



# 2024-25 Miami (FL) Football Combined Team Statistics All games

Page 1/3  
as of Oct 27, 2024

## Team Results

	Date	Opponent		Score	Att.
	08/31/2024	at Florida	W	41-17	90544
	09/07/2024	Florida A&M	W	56-9	57886
	09/14/2024	Ball St.	W	62-0	51564
	09/21/2024	at South Fla.	W	50-15	58616
*	09/27/2024	Virginia Tech	W	38-34	59539
*	10/05/2024	at California	W	39-38	52428
*	10/19/2024	at Louisville	W	52-45	59115
*	10/26/2024	Florida St.	W	36-14	66200

## Rushing

Player	gp	att	gain	loss	net	avg	td	lg	avg/g
Damien Martinez	8	93	537	8	529	5.7	8	53	66.1
Mark Fletcher Jr.	8	65	370	3	367	5.6	5	29	45.9
Jordan Lyle	8	34	246	1	245	7.2	3	91	30.6
Cameron Ward	8	42	288	102	186	4.4	3	24	23.3
Ajay Allen	7	24	183	0	183	7.6	2	56	26.1
Chris Johnson Jr.	8	6	37	6	31	5.2	0	24	3.9
Reese Poffenbarger	4	5	29	17	12	2.4	0	11	3.0
Chris Wheatley-Humphrey	1	1	7	0	7	7.0	0	7	7.0
Jacoby George	8	1	0	3	-3	-3.0	0	0	-0.4
Team	8	5	0	5	-5	-1.0	0	0	-0.6
<b>Total</b>	<b>8</b>	<b>276</b>	<b>1697</b>	<b>145</b>	<b>1552</b>	<b>5.6</b>	<b>21</b>	<b>91</b>	<b>194.0</b>
<b>Opponents</b>	<b>8</b>	<b>211</b>	<b>1013</b>	<b>236</b>	<b>777</b>	<b>3.7</b>	<b>8</b>	<b>71</b>	<b>97.1</b>

## Passing

Player	gp	effic	comp-att-int	pct	yds	td	lg	avg/g
Cameron Ward	8	174.7	191-281-5	68.0	2746	24	77	343.3
Emory Williams	1	231.9	11-12-0	91.7	161	1	40	161.0
Reese Poffenbarger	4	109.7	6-7-0	85.7	20	0	8	5.0
Xavier Restrepo	8	0.0	0-1-0	0.0	0	0	0	0.0
Elijah Arroyo	8	488.8	1-1-0	100.0	7	1	7	0.9
<b>Total</b>	<b>8</b>	<b>175.9</b>	<b>209-302-5</b>	<b>69.2</b>	<b>2934</b>	<b>26</b>	<b>77</b>	<b>366.8</b>
<b>Opponents</b>	<b>8</b>	<b>109.5</b>	<b>147-270-10</b>	<b>54.4</b>	<b>1614</b>	<b>10</b>	<b>66</b>	<b>201.8</b>

## Receiving

Player	gp	no.	yds	avg	td	lg	avg/g
Xavier Restrepo	8	43	710	16.5	6	77	88.8
Isaiah Horton	8	40	477	11.9	4	30	59.6
Samuel Brown	8	28	410	14.6	2	76	51.3
Jacoby George	8	27	354	13.1	4	27	44.3
Elijah Arroyo	8	16	310	19.4	4	45	38.8
Damien Martinez	8	11	151	13.7	0	36	18.9
Chris Johnson Jr.	8	8	72	9.0	2	37	9.0
Elija Lofton	8	8	133	16.6	1	40	16.6
Mark Fletcher Jr.	8	6	64	10.7	0	22	8.0
Riley Williams	8	6	86	14.3	0	27	10.8
Ray Ray Joseph	8	4	57	14.3	0	36	7.1
Cam McCormick	8	3	24	8.0	2	9	3.0
Joshua Trader	5	3	30	10.0	0	15	6.0
Ajay Allen	7	2	23	11.5	0	16	3.3
Jordan Lyle	8	2	18	9.0	0	17	2.3
Cameron Ward	8	1	7	7.0	1	7	0.9
Ny Carr	2	1	8	8.0	0	8	4.0
<b>Total</b>	<b>8</b>	<b>209</b>	<b>2934</b>	<b>14.0</b>	<b>26</b>	<b>77</b>	<b>366.8</b>
<b>Opponents</b>	<b>8</b>	<b>147</b>	<b>1614</b>	<b>11.0</b>	<b>10</b>	<b>66</b>	<b>201.8</b>

## Game Records

Record	Overall	Home	Away	Neutral
ALL GAMES	8-0	4-0	4-0	0-0
CONFERENCE	4-0	2-0	2-0	0-0
NON-CONFERENCE	4-0	2-0	2-0	0-0

## Team Statistics

	UM	OPP
<b>First Downs</b>	<b>226</b>	<b>136</b>
Rushing	86	44
Passing	125	73
Penalty	15	19
<b>Rushing Yardage</b>	<b>1552</b>	<b>777</b>
Rushing attempts	276	211
Average per rush	5.6	3.7
Average per game	194.0	97.1
TDs Rushing	21	8
<b>Passing Yardage</b>	<b>2934</b>	<b>1614</b>
Comp-Att-Int	209-302-5	147-270-10
Average per pass	9.7	6.0
Average per catch	14.0	11.0
Average per game	366.8	201.8
TDs Passing	26	10
<b>Total offense</b>	<b>4486</b>	<b>2391</b>
Average per play	7.8	5.0
Average per game	560.8	298.9
<b>Kick returns: #-Yards</b>	<b>14-331</b>	<b>17-434</b>
<b>Punt returns: #-Yards</b>	<b>12-95</b>	<b>7-49</b>
<b>Int returns: #-Yards</b>	<b>10-99</b>	<b>5-150</b>
<b>Fumbles-Lost</b>	<b>5-2</b>	<b>5-1</b>
<b>Penalties-Yards</b>	<b>56-591</b>	<b>48-344</b>
<b>Punts-Avg</b>	<b>13-44.2</b>	<b>37-45.7</b>
<b>Time of possession / game</b>	<b>34:18</b>	<b>25:42</b>
<b>3rd-down conversion</b>	<b>61/102</b>	<b>29/100</b>
<b>4rd-down conversion</b>	<b>10/13</b>	<b>10/17</b>
<b>PAT-attempts</b>	<b>(44-44) 100%</b>	<b>(19-20) 95%</b>
<b>2-point conversion-attempts</b>	<b>(3-4) 75%</b>	<b>(0-0) 0%</b>

## Interceptions

Player	no.	yds	avg	td	lg
Mishael Powell	3	69	23.0	0	67
Elijah Alston	1	3	3.0	0	3
Francisco Mauigoa	1	2	2.0	0	2
Jaden Harris	1	0	0.0	0	0
Wesley Bissainthe	1	0	0.0	0	0
Myles Mooyoung	1	0	0.0	0	0
Cameron Pruitt	1	0	0.0	0	0
Adarius Hayes	1	25	25.0	0	25
<b>Total</b>	<b>10</b>	<b>99</b>	<b>9.9</b>	<b>0</b>	<b>67</b>
<b>Opponents</b>	<b>5</b>	<b>150</b>	<b>30.0</b>	<b>1</b>	<b>77</b>





# 2024-25 Miami (FL) Football Combined Team Statistics All games

Page 2/3  
as of Oct 27, 2024

## Field Goals

Player	fg	pct.	01-19	20-29	30-39	40-49	50-99	lg	blk
Andres Borregales	11-12	91.7	0-0	3-3	3-3	3-4	2-2	56	0
Abram Murray	1-1	100.0	0-0	0-0	1-1	0-0	0-0	38	0
Opponents	11-13	84.6	0-0	2-2	2-3	3-3	4-5	58	0

## Scoring

Player	td	fg	PAT				dpx	saf	pts
			kick	rush	rcv	pass			
Andres Borregales	-	11-12	40-40	-	-	-	-	-	73
Damien Martinez	8	-	-	-	1	-	-	-	50
Xavier Restrepo	6	-	-	-	1	-	-	-	38
Mark Fletcher Jr.	5	-	-	-	-	-	-	-	30
Cameron Ward	4	-	-	-	-	2	-	-	24
Jacolby George	4	-	-	-	-	-	-	-	24
Elijah Arroyo	4	-	-	-	-	-	-	-	24
Isaiah Horton	4	-	-	-	-	-	-	-	24
Jordan Lyle	3	-	-	-	-	-	-	-	18
Cam McCormick	2	-	-	-	-	-	-	-	12
Samuel Brown	2	-	-	-	-	-	-	-	12
Ajay Allen	2	-	-	-	-	-	-	-	12
Chris Johnson Jr.	2	-	-	-	-	-	-	-	12
Abram Murray	-	1-1	4-4	-	-	-	-	-	7
Raul Aguirre, Jr.	1	-	-	-	-	-	-	-	6
Elija Lofton	1	-	-	-	-	-	-	-	6
Riley Williams	-	-	-	1	-	-	-	-	2
Total	48	12-13	44-44	1	2	2	0	0	374
Opponents	20	11-13	19-20	0	0	0	0	0	172

## Score by Periods

Team	1st	2nd	3rd	4th	OT	TOT
Miami (FL)	84	86	94	110	0	374
Opponents	36	64	34	38	0	172

## Punting

Player	no.	yds	avg	lg	tb	fc	i20	50+	blk
Dylan Joyce	13	575	44.2	53	1	3	4	3	0
Total	13	575	44.2	53	1	3	4	3	0
Opponents	37	1692	45.7	61	3	10	11	9	0

## Punt Returns

Player	no.	yds	avg	td	lg
Ray Ray Joseph	12	95	7.9	0	20
Total	12	95	7.9	0	20
Opponents	7	49	7.0	0	20

## Kick Returns

Player	no.	yds	avg	td	lg
Chris Johnson Jr.	12	306	25.5	0	40
Riley Williams	1	0	0.0	0	0
Jordan Lyle	1	25	25.0	0	25
Total	14	331	23.6	0	40
Opponents	17	434	25.5	1	100

## All Purpose

Player	g	rush	rcv	pr	kr	ir	total	avg/g
Xavier Restrepo	8	0	710	0	0	0	710	88.8
Damien Martinez	8	529	151	0	0	0	680	85.0
Isaiah Horton	8	0	477	0	0	0	477	59.6
Mark Fletcher Jr.	8	367	64	0	0	0	431	53.9
Samuel Brown	8	0	410	0	0	0	410	51.3
Chris Johnson Jr.	8	31	72	0	306	0	409	51.1
Jacolby George	8	-3	354	0	0	0	351	43.9
Elijah Arroyo	8	0	310	0	0	0	310	38.8
Jordan Lyle	8	245	18	0	25	0	288	36.0
Ajay Allen	7	183	23	0	0	0	206	29.4
Cameron Ward	8	186	7	0	0	0	193	24.1
Ray Ray Joseph	8	0	57	95	0	0	152	19.0
Elija Lofton	8	0	133	0	0	0	133	16.6
Riley Williams	8	0	86	0	0	0	86	10.8
Mishael Powell	8	0	0	0	0	69	69	8.6
Joshisa Trader	5	0	30	0	0	0	30	6.0
Adarius Hayes	6	0	0	0	0	25	25	4.2
Cam McCormick	8	0	24	0	0	0	24	3.0
Reese Poffenbarger	4	12	0	0	0	0	12	3.0
Ny Carr	2	0	8	0	0	0	8	4.0
Chris Wheatley-Humphrey	1	7	0	0	0	0	7	7.0
Elijah Alston	6	0	0	0	0	3	3	0.5
Francisco Mauigoa	8	0	0	0	0	2	2	0.3
Total	8	1552	2934	95	331	99	5011	626.4
Opponents	8	777	1614	49	434	150	3024	378.0

## Total Offense

Player	g	plays	rush	pass	total	avg/g
Cameron Ward	8	323	186	2746	2932	366.5
Damien Martinez	8	93	529	0	529	66.1
Mark Fletcher Jr.	8	65	367	0	367	45.9
Jordan Lyle	8	34	245	0	245	30.6
Ajay Allen	7	24	183	0	183	26.1
Emory Williams	1	12	0	161	161	161.0
Reese Poffenbarger	4	12	12	20	32	8.0
Chris Johnson Jr.	8	6	31	0	31	3.9
Elijah Arroyo	8	1	0	7	7	0.9
Chris Wheatley-Humphrey	1	1	7	0	7	7.0
Jacolby George	8	1	-3	0	-3	-0.4
Total	8	578	1552	2934	4486	560.8
Opponents	8	481	777	1614	2391	298.9



2024-25 Miami (FL) Football  
Combined Team Statistics  
All games

Page 3/3  
as of Oct 27, 2024

Team Defense

##	Player	gp	Tackles				Sacks	Pass defense			Fumbles		blkd	
			ua	a	tot	tfl/yds	no-yds	int-yds	brup	qbh	fr-yds	ff	kick	saf
1	Francisco Mauigoa	8	20	23	43	5.5-22	2-16	1-2	5	5	.	1	.	.
31	Wesley Bissainthe	8	21	15	36	2-4	.	1-0	.	1	.	.	.	.
7	Jaden Harris	8	20	8	28	3.5-15	1.5-8	1-0	1	.	.	.	.	.
10	Simeon Barrow	8	12	13	25	8-48	5.5-39	.	1	2	.	1	.	.
9	Tyler Baron	8	13	11	24	8-38	4.5-29	.	.	6	.	.	.	.
0	Mishael Powell	8	15	9	24	1-2	.	3-69	2	1	.	.	.	.
19	D'Yoni Hill	8	20	4	24	1-3	.	.	1	.	.	.	.	.
25	Jadais Richard	8	17	5	22	1.5-5	.	.	2	2	.	1	.	.
2	Daryl Porter Jr.	8	14	6	20	.	.	.	3	1	.	.	.	.
32	Raul Aguirre, Jr.	7	9	11	20	1.5-10	1-9	.	.	.	1-0	.	.	.
3	Akheem Mesidor	8	8	8	16	5.5-38	3.5-35	.	.	1	.	.	.	.
11	Elijah Alston	6	8	7	15	3.5-12	2.5-9	1-3	1	1	.	.	.	.
29	Romanas Frederique, Jr.	8	11	3	14	1-3	.	.	2	.	.	.	.	.
24	Malik Bryant	7	5	8	13	5-12	1.5-8	.	.	2	.	.	.	.
5	C.J. Clark	8	4	8	12	2-4	0.5-2	.	.	.	.	.	.	.
21	Jaylin Alderman	7	3	6	9	.	.	.	.	.	.	.	.	.
99	Ahmad Moten	8	4	5	9	0.5-1	.	.	1	.	.	.	.	.
15	Markeith Williams	8	2	6	8	.	.	.	1	.	.	.	.	.
20	Zaquan Patterson	7	6	2	8	.	.	.	3	.	.	.	.	.
41	Chase Smith	8	2	5	7	0.5-1	.	.	1	.	.	.	.	.
4	Rueben Bain Jr.	4	5	2	7	4-20	2.5-13	.	.	1	.	.	.	.
16	Robert Stafford	8	2	4	6	.	.	.	1	.	.	.	.	.
98	Justin Scott	7	3	3	6	2-8	1-5	.	.	.	.	.	.	.
36	Nick Kelly	6	2	2	4	.	.	.	.	.	.	.	.	.
34	Adarius Hayes	6	1	3	4	.	.	1-25	1	.	.	.	.	.
57	Marley Cook	7	.	3	3	.	.	.	.	1	.	.	.	.
8	Josh Horton	4	2	1	3	0.5-1	.	.	.	.	.	.	.	.
23	Dylan Day	7	2	1	3	.	.	.	.	.	.	.	.	.
38	Myles Mooyoung	3	1	1	2	.	.	1-0	.	.	.	.	.	.
12	Robby Washington	4	1	1	2	.	.	.	.	.	.	.	.	.
22	Cameron Pruitt	8	.	2	2	.	.	1-0	1	.	.	.	.	.
49	Mason Napper	8	1	.	1	.	.	.	.	.	.	.	.	.
1	Cameron Ward	8	1	.	1	.	.	.	.	.	.	.	.	.
28	Isaiah Taylor	2	.	1	1	.	.	.	.	.	.	.	.	.
93	Anthony Campbell	5	.	1	1	0.5-2	.	.	1	.	.	.	.	.
3	Jacolby George	8	1	.	1	.	.	.	.	.	.	.	.	.
8	Elijah Arroyo	8	1	.	1	.	.	.	.	.	.	.	.	.
6	Damari Brown	1	1	.	1	.	.	.	.	.	.	.	.	.
17	Bobby Washington Jr.	6	.	1	1	.	.	.	.	.	.	.	.	.
88	Riley Williams	8	1	.	1	.	.	.	.	.	.	.	.	.
18	Armondo Blount	2	.	1	1	.	.	.	.	.	.	.	.	.
33	Booker Pickett	3	1	.	1	.	.	.	.	1	.	.	.	.
44	Cole McConathy II	6	1	.	1	.	.	.	.	.	.	.	.	.
91	Elias Rudolph	1	.	1	1	.	.	.	.	.	.	.	.	.
45	Braylon Lamar	3	.	1	1	.	.	.	.	.	.	.	.	.
2	Isaiah Horton	8	.	.	.	.	.	.	1	.	.	.	.	.
85	Jackson Carver	3	.	.	.	.	.	.	.	1	.	.	.	.
12	Marquise Lightfoot	2	.	.	.	.	.	.	.	1	.	.	.	.
Totals		8	241	192	433	57-249	26-173	10-99	29	27	1-0	3	1	0
Opponents		8	281	280	561	31-153	16-109	5-150	18	24	2-0	4	0	0



# 2024-25 Miami (FL) Football Games Played All games

Page 1/3  
as of Oct 27, 2024

##	Player	GP-GS	UF	FAMU	BSU	USF	VT	Cal	LOU	FSU
0	Mishael Powell	8/8	START	START	START	START	START	START	START	START
0	Joshisa Trader	5/0	...	XXX	XXX	...	XXX	XXX	...	XXX
1	Cameron Ward	8/8	START	START	START	START	START	START	START	START
1	Francisco Mauigoa	8/8	START	START	START	START	START	START	START	START
2	Daryl Porter Jr.	8/8	START	START	START	START	START	START	START	START
2	Isaiah Horton	8/2	XXX	XXX	XXX	XXX	XXX	XXX	START	START
3	Akheem Mesidor	8/8	START	START	START	START	START	START	START	START
3	Jacolby George	8/6	START	START	START	START	START	START	XXX	XXX
4	Mark Fletcher Jr.	8/2	XXX	XXX	XXX	XXX	XXX	XXX	START	START
4	Rueben Bain Jr.	4/4	START	...	...	...	...	START	START	START
5	C.J. Clark	8/0	XXX	XXX	XXX	XXX	XXX	XXX	XXX	XXX
5	Ray Ray Joseph	8/0	XXX	XXX	XXX	XXX	XXX	XXX	XXX	XXX
6	Damien Martinez	8/6	START	START	START	START	START	START	XXX	XXX
6	Damari Brown	1/1	START	...	...	...	...	...	...	...
7	Xavier Restrepo	8/8	START	START	START	START	START	START	START	START
7	Jaden Harris	8/8	START	START	START	START	START	START	START	START
8	Elijah Arroyo	8/8	START	START	START	START	START	START	START	START
8	Josh Horton	4/0	XXX	XXX	XXX	...	XXX	...	...	...
9	Tyler Baron	8/7	START	START	START	START	START	XXX	START	START
9	Elija Lofton	8/1	XXX	XXX	XXX	XXX	XXX	START	XXX	XXX
10	Simeon Barrow	8/8	START	START	START	START	START	START	START	START
11	Elijah Alston	6/4	XXX	START	START	START	START	...	XXX	...
11	Samuel Brown	8/8	START	START	START	START	START	START	START	START
12	Robby Washington	4/0	...	...	...	XXX	...	XXX	XXX	XXX
12	Marquise Lightfoot	2/0	...	XXX	XXX	...	...	...	...	...
15	Markeith Williams	8/0	XXX	XXX	XXX	XXX	XXX	XXX	XXX	XXX
15	Judd Anderson	1/0	...	XXX	...	...	...	...	...	...
16	Reese Poffenbarger	4/0	XXX	XXX	...	XXX	...	...	...	XXX
16	Robert Stafford	8/0	XXX	XXX	XXX	XXX	XXX	XXX	XXX	XXX
17	Bobby Washington Jr.	6/0	...	...	XXX	XXX	XXX	XXX	XXX	XXX
17	Emory Williams	1/0	...	...	XXX	...	...	...	...	...
18	Aristides Angelo Jr.	0/0	...	...	...	...	...	...	...	...
18	Riply Luna	0/0	...	...	...	...	...	...	...	...
18	Armondo Blount	2/0	...	XXX	XXX	...	...	...	...	...
18	Chance Robinson	3/0	...	XXX	XXX	...	...	XXX	...	...
18	João Arede	0/0	...	...	...	...	...	...	...	...
18	Nikao Smith	0/0	...	...	...	...	...	...	...	...
19	D'Yoni Hill	8/5	XXX	START	START	START	START	START	XXX	XXX
19	Ny Carr	2/0	...	XXX	XXX	...	...	...	...	...
19	Joe Borchers	0/0	...	...	...	...	...	...	...	...
20	Terrell Walden	1/0	...	...	...	...	...	...	...	XXX
20	Zaquan Patterson	7/1	...	START	XXX	XXX	XXX	XXX	XXX	XXX
21	Jaylin Alderman	7/1	START	XXX	XXX	XXX	...	XXX	XXX	XXX
21	Jordan Lyle	8/0	XXX	XXX	XXX	XXX	XXX	XXX	XXX	XXX
22	Cameron Pruitt	8/0	XXX	XXX	XXX	XXX	XXX	XXX	XXX	XXX
23	Dylan Day	7/0	...	XXX	XXX	XXX	XXX	XXX	XXX	XXX
24	Malik Bryant	7/0	XXX	XXX	XXX	XXX	XXX	XXX	...	XXX
24	Chris Johnson Jr.	8/0	XXX	XXX	XXX	XXX	XXX	XXX	XXX	XXX
25	Jadais Richard	8/5	XXX	XXX	XXX	START	START	START	START	START
25	Chris Wheatley-Humphrey	1/0	...	XXX	...	...	...	...	...	...
27	Ryan Mack	1/0	...	XXX	...	...	...	...	...	...
28	Isaiah Taylor	2/0	...	...	...	XXX	...	XXX	...	...
28	Ajay Allen	7/0	XXX	XXX	XXX	XXX	XXX	...	XXX	XXX
29	Romanas Frederique, Jr.	8/3	XXX	XXX	START	XXX	XXX	XXX	START	START
30	Andres Borregales	8/0	XXX	XXX	XXX	XXX	XXX	XXX	XXX	XXX
31	Wesley Bissainthe	8/8	START	START	START	START	START	START	START	START
32	Raul Aguirre, Jr.	7/0	XXX	XXX	XXX	XXX	XXX	XXX	XXX	...
33	Booker Pickett	3/0	...	XXX	XXX	...	...	...	...	XXX
33	Nick Thomas	0/0	...	...	...	...	...	...	...	...
34	Adarius Hayes	6/0	...	XXX	XXX	...	XXX	XXX	XXX	XXX



2024-25 Miami (FL) Football  
Games Played  
All games

Page 2/3  
as of Oct 27, 2024

##	Player	GP-GS	UF	FAMU	BSU	USF	VT	Cal	LOU	FSU
35	Jack Gonzalez-Whitehouse	1/0	...	...	...	...	...	...	...	XXX
36	Nick Kelly	6/0	...	XXX	XXX	XXX	XXX	...	XXX	XXX
37	Isaiah Thomas	0/0	...	...	...	...	...	...	...	...
38	Myles Mooyoung	3/0	...	XXX	XXX	XXX	...	...	...	...
39	Casey Rizzi	0/0	...	...	...	...	...	...	...	...
40	Abram Murray	2/0	...	XXX	XXX	...	...	...	...	...
40	Brennan Burton	0/0	...	...	...	...	...	...	...	...
41	Chase Smith	8/0	XXX	XXX	XXX	XXX	XXX	XXX	XXX	XXX
42	Artavius Jones	1/0	...	XXX	...	...	...	...	...	...
43	Tyler Rowe	0/0	...	...	...	...	...	...	...	...
43	Andrew Cohen	0/0	...	...	...	...	...	...	...	...
44	Syncere Sampson	0/0	...	...	...	...	...	...	...	...
44	Cole McConathy II	6/0	...	XXX	XXX	XXX	...	XXX	XXX	XXX
45	Braylon Lamar	3/0	...	XXX	...	...	XXX	XXX	...	...
46	Dylan Reiman	0/0	...	...	...	...	...	...	...	...
46	Andres Williams	0/0	...	...	...	...	...	...	...	...
47	Stone Stroud	0/0	...	...	...	...	...	...	...	...
48	Owen Ruskavich	1/0	XXX	...	...	...	...	...	...	...
49	Mason Napper	8/0	XXX	XXX	XXX	XXX	XXX	XXX	XXX	XXX
50	Zach Carpenter	8/8	START	START	START	START	START	START	START	START
51	Luke D'Alise	0/0	...	...	...	...	...	...	...	...
52	Luis Cristobal	5/0	...	XXX	XXX	...	XXX	XXX	...	XXX
52	Jack McManus	0/0	...	...	...	...	...	...	...	...
53	Joe Enguidanos	1/0	...	XXX	...	...	...	...	...	...
54	Michael Donovan	0/0	...	...	...	...	...	...	...	...
55	Nino Francavilla	2/0	...	XXX	XXX	...	...	...	...	...
56	Iheukwumere Marcus	0/0	...	...	...	...	...	...	...	...
57	Marley Cook	7/0	...	XXX	XXX	XXX	XXX	XXX	XXX	XXX
57	Matt Antezana	0/0	...	...	...	...	...	...	...	...
61	Francis Mauigoa	8/8	START	START	START	START	START	START	START	START
62	Tommy Kinsler IV	4/0	...	XXX	XXX	...	XXX	XXX	...	...
63	Samson Okunlola	6/0	XXX	XXX	XXX	XXX	...	XXX	...	XXX
64	Jalen Rivers	3/3	START	...	...	...	...	...	START	START
68	Ian Johnson	0/0	...	...	...	...	...	...	...	...
70	Markel Bell	8/5	XXX	START	START	START	START	START	XXX	XXX
71	Antonio Tripp Jr.	1/0	...	...	XXX	...	...	...	...	...
72	Taylor Broutin	1/0	...	...	...	...	...	...	...	XXX
73	Anez Cooper	8/8	START	START	START	START	START	START	START	START
74	John Connelly	0/0	...	...	...	...	...	...	...	...
74	Yerovi Valdes	0/0	...	...	...	...	...	...	...	...
75	Frankie Tinilau	2/0	...	XXX	XXX	...	...	...	...	...
76	Ryan Rodriguez	1/1	START	...	...	...	...	...	...	...
77	Juan Minaya	0/0	...	...	...	...	...	...	...	...
78	Matthew McCoy	6/6	...	START	START	START	START	START	...	START
79	Deryc Plazz	1/0	...	XXX	...	...	...	...	...	...
83	Shemar Kirk	2/0	XXX	XXX	...	...	...	...	...	...
84	Cam McCormick	8/0	XXX	XXX	XXX	XXX	XXX	XXX	XXX	XXX
85	Jackson Carver	3/0	XXX	...	...	...	...	XXX	XXX	...
86	Fred Potter	0/0	...	...	...	...	...	...	...	...
86	Kolby Luna	0/0	...	...	...	...	...	...	...	...
87	Hunter Carver	0/0	...	...	...	...	...	...	...	...
88	Riley Williams	8/0	XXX	XXX	XXX	XXX	XXX	XXX	XXX	XXX
90	Daylen Russell	0/0	...	...	...	...	...	...	...	...
91	Elias Rudolph	1/0	...	...	XXX	...	...	...	...	...
92	Samuel Coufal	2/0	...	XXX	XXX	...	...	...	...	...
93	Anthony Campbell	5/0	XXX	XXX	XXX	XXX	...	...	...	XXX
94	Dylan Joyce	8/0	XXX	XXX	XXX	XXX	XXX	XXX	XXX	XXX
95	Cooper Ricks	0/0	...	...	...	...	...	...	...	...
96	Tucker Tevepaugh	0/0	...	...	...	...	...	...	...	...
97	Will Rocha	0/0	...	...	...	...	...	...	...	...



2024-25 Miami (FL) Football  
Games Played  
All games

Page 3/3  
as of Oct 27, 2024

##	Player	GP-GS	UF	FAMU	BSU	USF	VT	Cal	LOU	FSU
98	Justin Scott	7/0	XXX	XXX	XXX	XXX	XXX	...	XXX	XXX
99	Ahmad Moten	8/0	XXX	XXX	XXX	XXX	XXX	XXX	XXX	XXX





**2024-25 Miami (FL) Football**  
**Total Tackles Game-by-Game**  
**All games**

Page 1/1  
as of Oct 27, 2024

**Total Tackles**

Player	S-A	Total	UF	FAMU	BSU	USF	VT	Cal	LOU	FSU
Francisco Mauigoa	20-23	43	4-2	3-2	4-2	3-8	1-1	1-1	1-3	3-4
Wesley Bissainthe	21-15	36	3-1	1-1	3-3	2-1	3-3	4-2	1-2	4-2
Jaden Harris	20-8	28	1-6	4-1	2-1	6-0	1-0	2-0	2-0	2-0
Simeon Barrow	12-13	25	0-1	0-2	2-2	2-4	1-0	2-1	3-3	2-0
D'Yoni Hill	20-4	24	1-0	0-1	1-0	6-1	3-2	3-0	4-0	2-0
Mishael Powell	15-9	24	1-1	0-2	-	5-4	2-1	4-0	2-0	1-1
Tyler Baron	13-11	24	3-0	3-2	1-1	1-2	2-0	1-2	1-3	1-1
Jadais Richard	17-5	22	4-1	1-1	-	2-0	6-2	-	4-1	-
Daryl Porter Jr.	14-6	20	2-0	0-1	1-0	1-0	2-0	1-1	6-3	1-1
Raul Aguirre, Jr.	9-11	20	0-1	1-3	1-2	1-2	2-1	3-1	1-1	DNP
Akheem Mesidor	8-8	16	1-1	0-2	0-1	1-2	2-1	0-1	1-0	3-0
Elijah Alston	8-7	15	1-2	1-0	1-2	1-2	4-1	DNP	-	DNP
Romanas Frederique, Jr.	11-3	14	1-1	1-1	2-1	2-0	2-0	-	2-0	1-0
Malik Bryant	5-8	13	1-1	0-3	3-0	0-1	1-3	-	DNP	-
C.J. Clark	4-8	12	0-1	1-0	0-2	1-1	0-1	1-1	1-1	0-1
Ahmad Moten	4-5	9	1-1	0-1	0-2	1-0	1-0	-	1-1	-
Jaylin Alderman	3-6	9	0-1	-	1-0	0-3	DNP	1-1	1-1	-
Zaquan Patterson	6-2	8	DNP	2-0	1-0	1-0	1-0	-	1-1	0-1
Markeith Williams	2-6	8	1-1	0-1	0-1	0-2	1-1	-	-	-
Rueben Bain Jr.	5-2	7	-	DNP	DNP	DNP	DNP	1-1	2-0	2-1
Chase Smith	2-5	7	1-0	1-2	0-1	0-2	-	-	-	-
Justin Scott	3-3	6	1-0	1-0	1-0	0-2	0-1	DNP	-	-
Robert Stafford	2-4	6	-	1-1	-	-	-	1-0	0-2	0-1
Nick Kelly	2-2	4	DNP	-	0-1	-	-	DNP	2-1	-
Adarius Hayes	1-3	4	DNP	1-1	-	DNP	-	-	0-1	0-1
Josh Horton	2-1	3	1-0	-	1-1	DNP	-	DNP	DNP	DNP
Dylan Day	2-1	3	DNP	-	1-0	-	1-0	-	0-1	-
Marley Cook	0-3	3	DNP	-	-	0-3	-	-	-	-
Robby Washington	1-1	2	DNP	DNP	DNP	-	DNP	-	0-1	1-0
Myles Mooyoung	1-1	2	DNP	0-1	-	1-0	DNP	DNP	DNP	DNP
Cameron Pruitt	0-2	2	-	0-1	-	0-1	-	-	-	-
Cameron Ward	1-0	1	-	-	-	-	1-0	-	-	-
Jacolby George	1-0	1	-	-	-	1-0	-	-	-	-
Damari Brown	1-0	1	1-0	DNP	DNP	DNP	DNP	DNP	DNP	DNP
Elijah Arroyo	1-0	1	-	-	-	-	1-0	-	-	-
Booker Pickett	1-0	1	DNP	1-0	-	DNP	DNP	DNP	DNP	-
Cole McConathy II	1-0	1	DNP	-	-	-	DNP	-	-	1-0
Mason Napper	1-0	1	-	-	-	-	-	-	1-0	-
Riley Williams	1-0	1	-	-	-	-	1-0	-	-	-
Bobby Washington Jr.	0-1	1	DNP	DNP	0-1	-	-	-	-	-
Armondo Blount	0-1	1	DNP	0-1	-	DNP	DNP	DNP	DNP	DNP
Isaiah Taylor	0-1	1	DNP	DNP	DNP	0-1	DNP	-	DNP	DNP
Braylon Lamar	0-1	1	DNP	0-1	DNP	DNP	-	-	DNP	DNP
Elias Rudolph	0-1	1	DNP	DNP	0-1	DNP	DNP	DNP	DNP	DNP
Anthony Campbell	0-1	1	-	-	0-1	-	DNP	DNP	DNP	-



**2024-25 Miami (FL) Football**  
**Rushing/Receiving Game-by-Game**  
**All games**

Page 1/1  
as of Oct 27, 2024

**Rushing**

Player	No-Yds/TD	UF	FAMU	BSU	USF	VT	Cal	LOU	FSU
Damien Martinez	93-529/8	15-65/0	11-91/1	3-3/0	11-31/3	14-60/0	12-42/1	12-89/1	15-148/2
Mark Fletcher Jr.	65-367/5	7-23/2	5-42/1	6-53/0	3-2/0	5-22/0	11-81/1	13-73/0	15-71/1
Cameron Ward	42-186/3	3-33/0	4-13/1	-	5-43/0	10-57/1	6-15/1	7-29/0	7--4/0
Jordan Lyle	34-245/3	6-18/0	6-40/1	11-71/1	6-104/1	2-2/0	2-4/0	-	1-6/0
Ajay Allen	24-183/2	2-5/0	5-25/0	7-104/1	3-9/0	-	DNP	5-31/1	2-9/0
Chris Johnson Jr.	6-31/0	-	1--5/0	4-12/0	-	1-24/0	-	-	-
Reese Poffenbarger	5-12/0	-	5-12/0	DNP	-	DNP	DNP	DNP	-
Chris Wheatley-Humphrey	1-7/0	DNP	1-7/0	DNP	DNP	DNP	DNP	DNP	DNP
Jacolby George	1--3/0	-	-	-	-	-	1--3/0	-	-

**Receiving**

Player	No-Yds/TD	UF	FAMU	BSU	USF	VT	Cal	LOU	FSU
Xavier Restrepo	43-710/6	7-112/1	4-104/1	3-47/2	6-99/1	5-60/0	7-163/0	7-101/1	4-24/0
Isaiah Horton	40-477/4	4-70/0	4-66/0	3-34/0	8-108/1	3-34/1	9-83/1	3-17/1	6-65/0
Samuel Brown	28-410/2	3-19/0	4-35/0	5-44/0	2-75/1	3-30/0	4-43/0	3-125/1	4-39/0
Jacolby George	27-354/4	2-25/1	3-28/0	6-109/1	1-10/0	4-59/1	5-59/0	3-43/1	3-21/0
Elijah Arroyo	16-310/4	4-89/0	1-17/1	2-53/1	2-25/0	2-88/1	3-14/1	-	2-24/0
Damien Martinez	11-151/0	1-0/0	1-15/0	-	2-50/0	2-14/0	4-51/0	-	1-21/0
Elija Lofton	8-133/1	2-38/0	2-3/0	2-51/1	1-17/0	-	1-24/0	-	-
Chris Johnson Jr.	8-72/2	-	2-12/1	3-53/1	-	1-4/0	1-0/0	-	1-3/0
Riley Williams	6-86/0	-	1-27/0	1-24/0	1-4/0	2-31/0	1-0/0	-	-
Mark Fletcher Jr.	6-64/0	1-22/0	-	1-16/0	-	-	-	4-26/0	-
Ray Ray Joseph	4-57/0	-	2-5/0	2-52/0	-	-	-	-	-
Joshisa Trader	3-30/0	DNP	1-4/0	1-15/0	DNP	-	-	DNP	1-11/0
Cam McCormick	3-24/2	1-9/1	-	1-9/0	-	1-6/1	-	-	-
Ajay Allen	2-23/0	-	-	-	1-16/0	-	DNP	1-7/0	-
Jordan Lyle	2-18/0	1-1/0	-	-	-	1-17/0	-	-	-
Ny Carr	1-8/0	DNP	1-8/0	-	DNP	DNP	DNP	DNP	DNP
Cameron Ward	1-7/1	-	-	-	-	-	-	-	1-7/1



2024-25 Miami (FL) Football  
Returns Game-by-Game  
All games

Page 1/1  
as of Oct 27, 2024

Punt Returns

Player	No-Yds	UF	FAMU	BSU	USF	VT	Cal	LOU	FSU
Ray Ray Joseph	12-95	1-7	4-37	3-29	-	1-8	-	1-8	2-6

Kick Returns

Player	No-Yds	UF	FAMU	BSU	USF	VT	Cal	LOU	FSU
Chris Johnson Jr.	12-306	-	1-40	1-26	2-45	2-56	1-30	3-57	2-52
Jordan Lyle	1-25	-	-	-	1-25	-	-	-	-
Riley Williams	1-0	1-0	-	-	-	-	-	-	-

Interceptions Returns

Player	No-Yds	UF	FAMU	BSU	USF	VT	Cal	LOU	FSU
Mishael Powell	3-69	1-67	-	-	1-0	1-2	-	-	-
Adarius Hayes	1-25	DNP	1-25	-	DNP	-	-	-	-
Elijah Alston	1-3	-	-	1-3	-	-	DNP	-	DNP
Francisco Mauigoa	1-2	-	-	-	-	-	1-2	-	-
Jaden Harris	1-0	1-0	-	-	-	-	-	-	-
Cameron Pruitt	1-0	-	1-0	-	-	-	-	-	-
Wesley Bissainthe	1-0	-	1-0	-	-	-	-	-	-
Myles Mooyoung	1-0	DNP	-	-	1-0	DNP	DNP	DNP	DNP

Fumble Returns

Player	No-Yds	UF	FAMU	BSU	USF	VT	Cal	LOU	FSU
Raul Aguirre, Jr.	1-0	-	-	-	-	-	-	1-0	DNP



**2024-25 Miami (FL) Football**  
**Sacks Game-by-Game**  
**All games**

Page 1/1  
as of Oct 27, 2024

Player	UA-A	Total	UF	FAMU	BSU	USF	VT	Cal	LOU	FSU
Simeon Barrow	5-1	5.5	-	-	1.5-13	1-8	-	1-9	1-8	1-1
Tyler Baron	4-1	4.5	1-7	3-19	0.5-3	-	-	-	-	-
Akheem Mesidor	3-1	3.5	-	-	-	1-5	-	0.5-2	1-22	1-6
Rueben Bain Jr.	2-1	2.5	-	DNP	DNP	DNP	DNP	0.5-2	1-5	1-6
Elijah Alston	2-1	2.5	0.5-1	1-6	1-2	-	-	DNP	-	DNP
Francisco Mauigoa	2-0	2	1-8	-	-	1-8	-	-	-	-
Jaden Harris	1-1	1.5	0.5-2	-	-	1-6	-	-	-	-
Malik Bryant	1-1	1.5	-	-	1-6	-	0.5-2	-	DNP	-
Raul Aguirre, Jr.	1-0	1	-	-	-	-	1-9	-	-	DNP
Justin Scott	1-0	1	-	1-5	-	-	-	DNP	-	-
C.J. Clark	0-1	0.5	-	-	-	-	0.5-2	-	-	-



**2024-25 Miami (FL) Football**  
**Tackles For Loss Game-by-Game**  
**All games**

Page 1/1  
as of Oct 27, 2024

Player	UA-A	Total	UF	FAMU	BSU	USF	VT	Cal	LOU	FSU
Simeon Barrow	7-2	8.0	-	-	1.5-13	1.0-8	-	2.0-14	2.5-12	1.0-1
Tyler Baron	6-4	8.0	2.0-11	3.5-20	1.5-6	0.5-1	-	-	0.5-0	-
Francisco Mauigoa	4-3	5.5	1.5-8	-	1.0-1	1.0-8	0.5-2	1.0-2	-	0.5-1
Akheem Mesidor	4-3	5.5	-	0.5-0	-	1.5-6	1.0-2	0.5-2	1.0-22	1.0-6
Malik Bryant	3-4	5.0	-	1.5-2	2.0-7	-	1.5-3	-	DNP	-
Rueben Bain Jr.	3-2	4.0	-	DNP	DNP	DNP	DNP	1.5-9	1.0-5	1.5-6
Elijah Alston	3-1	3.5	1.5-4	1.0-6	1.0-2	-	-	DNP	-	DNP
Jaden Harris	2-3	3.5	1.0-3	0.5-2	-	2.0-10	-	-	-	-
Wesley Bissainthe	2-0	2.0	1.0-3	-	-	-	-	1.0-1	-	-
Justin Scott	2-0	2.0	-	1.0-5	1.0-3	-	-	DNP	-	-
C.J. Clark	1-2	2.0	0.5-1	1.0-1	-	-	0.5-2	-	-	-
Jadais Richard	1-1	1.5	-	-	-	-	0.5-1	-	1.0-4	-
Raul Aguirre, Jr.	1-1	1.5	-	0.5-1	-	-	1.0-9	-	-	DNP
Mishael Powell	1-0	1.0	-	-	-	1.0-2	-	-	-	-
D'Yoni Hill	1-0	1.0	-	-	-	-	-	1.0-3	-	-
Romanas Frederique, Jr.	1-0	1.0	-	-	-	-	1.0-3	-	-	-
Josh Horton	0-1	0.5	-	-	0.5-1	DNP	-	DNP	DNP	DNP
Chase Smith	0-1	0.5	-	0.5-1	-	-	-	-	-	-
Anthony Campbell	0-1	0.5	-	-	0.5-2	-	DNP	DNP	DNP	-
Ahmad Moten	0-1	0.5	0.5-1	-	-	-	-	-	-	-





2024-25 Miami (FL) Football  
Fumbles Game-by-Game  
All games

Page 1/1  
as of Oct 27, 2024

Fumbles

Player	No-Lost	UF	FAMU	BSU	USF	VT	Cal	LOU	FSU
Cameron Ward	2-2	-	-	-	-	1-1	-	1-1	-
Mark Fletcher Jr.	1-0	-	-	-	-	-	-	-	1-0
Reese Poffenbarger	1-0	-	1-0	DNP	-	DNP	DNP	DNP	-
Emory Williams	1-0	DNP	DNP	1-0	DNP	DNP	DNP	DNP	DNP

Fumbles Forced

Player	Number	UF	FAMU	BSU	USF	VT	Cal	LOU	FSU
Francisco Mauigoa	1	-	1	-	-	-	-	-	-
Simeon Barrow	1	-	-	-	-	-	-	1	-
Jadais Richard	1	-	1	-	-	-	-	-	-

Fumbles Recovered

Player	Number	UF	FAMU	BSU	USF	VT	Cal	LOU	FSU
Raul Aguirre, Jr.	1	-	-	-	-	-	-	1	DNP



2024-25 Miami (FL) Football  
Passing Game-by-Game  
All games

Page 1/1  
as of Oct 27, 2024

#1 Cameron Ward	Comp	Att	Int	Pct	Yards	TD	Long	Sacked	Effic.
Florida	26	35	1	74.3	385	3	40	1-3	189.3
Florida A&M	20	26	0	76.9	304	3	50	1-9	213.2
Ball St.	19	28	0	67.9	346	5	37	0-0	230.6
South Fla.	24	34	1	70.6	404	3	76	0-0	193.6
Virginia Tech	24	38	2	63.2	343	4	45	3-16	163.2
California	35	53	1	66.0	437	2	77	3-29	144.0
Louisville	21	32	0	65.6	319	4	63	3-21	190.6
Florida St.	22	35	0	62.9	208	0	21	4-24	112.8
<b>Totals</b>	<b>191</b>	<b>281</b>	<b>5</b>	<b>68.0</b>	<b>2746</b>	<b>24</b>	<b>77</b>	<b>15-102</b>	<b>174.7</b>

#7 Xavier Restrepo	Comp	Att	Int	Pct	Yards	TD	Long	Sacked	Effic.
Florida	0	1	0	0.0	0	0	0	0-0	0.0
<b>Totals</b>	<b>0</b>	<b>1</b>	<b>0</b>	<b>0.0</b>	<b>0</b>	<b>0</b>	<b>0</b>	<b>0-0</b>	<b>0.0</b>

#8 Elijah Arroyo	Comp	Att	Int	Pct	Yards	TD	Long	Sacked	Effic.
Florida St.	1	1	0	100.0	7	1	7	0-0	488.8
<b>Totals</b>	<b>1</b>	<b>1</b>	<b>0</b>	<b>100.0</b>	<b>7</b>	<b>1</b>	<b>7</b>	<b>0-0</b>	<b>488.8</b>

#16 Reese Poffenbarger	Comp	Att	Int	Pct	Yards	TD	Long	Sacked	Effic.
Florida A&M	6	7	0	85.7	20	0	8	1-7	109.7
<b>Totals</b>	<b>6</b>	<b>7</b>	<b>0</b>	<b>85.7</b>	<b>20</b>	<b>0</b>	<b>8</b>	<b>1-7</b>	<b>109.7</b>

#17 Emory Williams	Comp	Att	Int	Pct	Yards	TD	Long	Sacked	Effic.
Ball St.	11	12	0	91.7	161	1	40	0-0	231.9
<b>Totals</b>	<b>11</b>	<b>12</b>	<b>0</b>	<b>91.7</b>	<b>161</b>	<b>1</b>	<b>40</b>	<b>0-0</b>	<b>231.9</b>



2024-25 Miami (FL) Football  
Red-Zone Results  
All games

Page 1/1  
as of Oct 27, 2024

Miami (FL) Inside Opponent Red-Zone

Date	Opponent		Score	Times	Times	Total	Rush	Pass	FGs	Failed to score inside RZ					
				In RZ	Scored	Pts TDs				FGA	Down	Int	Fumb	Half	Game
08/31/2024	at Florida	W	41-17	6	5	27 3	2	1	2	2	0	0	0	0	1
09/07/2024	Florida A&M	W	56-9	8	7	41 5	3	2	2	2	1	0	0	0	0
09/14/2024	Ball St.	W	62-0	5	5	27 3	1	2	2	2	0	0	0	0	1
09/21/2024	at South Fla.	W	50-15	5	5	35 5	3	2	0	0	0	0	0	0	0
09/27/2024	Virginia Tech	W	38-34	5	4	28 4	1	3	0	0	0	1	0	0	0
10/05/2024	at California	W	39-38	4	4	29 4	2	2	0	0	0	0	0	0	0
10/19/2024	at Louisville	W	52-45	3	3	21 3	1	2	0	0	0	0	0	0	0
10/26/2024	Florida St.	W	36-14	5	5	30 4	3	1	1	1	0	0	0	0	0
Totals 38 of 41 (92.7%)				41	38	238 31	16	15	7	7	1	1	0	0	2

Opponents Inside Miami (FL) Red-Zone

Date	Opponent		Score	Times	Times	Total	Rush	Pass	FGs	Failed to score inside RZ					
				In RZ	Scored	Pts TDs				FGA	Down	Int	Fumb	Half	Game
08/31/2024	Florida	W	41-17	1	1	7 1	1	0	0	0	0	0	0	0	0
09/07/2024	Florida A&M	W	56-9	2	2	6 0	0	0	2	2	0	0	0	0	0
09/14/2024	Ball St.	W	62-0	0	0	0 0	0	0	0	0	0	0	0	0	0
09/21/2024	South Fla.	W	50-15	4	2	9 1	0	1	1	2	0	1	0	0	0
09/27/2024	Virginia Tech	W	38-34	3	2	14 2	1	1	0	0	1	0	0	0	0
10/05/2024	California	W	39-38	3	3	17 2	2	0	1	1	0	0	0	0	0
10/19/2024	Louisville	W	52-45	4	4	24 3	0	3	1	1	0	0	0	0	0
10/26/2024	Florida St.	W	36-14	2	2	14 2	1	1	0	0	0	0	0	0	0
Totals 16 of 19 (84.2%)				19	16	91 11	5	6	5	6	1	1	0	0	0



2024-25 Miami (FL) Football  
Tackles Breakdown  
All games

Page 1/2  
as of Oct 27, 2024

All Tackles

Player	Total	Rush	Pass	Sack	KO	Punt	Int	Fumb	FF	Other
Francisco Mauigoa	43	0	0	5.5	0	0	0	0	0	37.5
Wesley Bissainthe	36	0	0	2	0	0	0	0	0	34
Jaden Harris	28	0	0	3.5	0	0	0	0	0	24.5
Simeon Barrow	25	0	0	8	0	0	0	0	0	17
Tyler Baron	24	0	0	8	0	0	0	0	0	16
Mishael Powell	24	0	0	1	0	0	0	0	0	23
D'Yoni Hill	24	0	0	1	0	0	0	0	0	23
Jadais Richard	22	0	0	1.5	0	0	0	0	0	20.5
Daryl Porter Jr.	20	0	0	0	0	0	0	0	0	20
Raul Aguirre, Jr.	20	0	0	1.5	0	0	0	0	0	18.5
Akheem Mesidor	16	0	0	5.5	0	0	0	0	0	10.5
Elijah Alston	15	0	0	3.5	0	0	0	0	0	11.5
Romanas Frederique, Jr.	14	0	0	1	0	0	0	0	0	13
Malik Bryant	13	0	0	5	0	0	0	0	0	8
C.J. Clark	12	0	0	2	0	0	0	0	0	10
Jaylin Alderman	9	0	0	0	0	0	0	0	0	9
Ahmad Moten	9	0	0	0.5	0	0	0	0	0	8.5
Markeith Williams	8	0	0	0	0	0	0	0	0	8
Zaquan Patterson	8	0	0	0	0	0	0	0	0	8
Chase Smith	7	0	0	0.5	0	0	0	0	0	6.5
Rueben Bain Jr.	7	0	0	4	0	0	0	0	0	3
Robert Stafford	6	0	0	0	0	0	0	0	0	6
Justin Scott	6	0	0	2	0	0	0	0	0	4
Nick Kelly	4	0	0	0	0	0	0	0	0	4
Adarius Hayes	4	0	0	0	0	0	0	0	0	4
Marley Cook	3	0	0	0	0	0	0	0	0	3
Josh Horton	3	0	0	0.5	0	0	0	0	0	2.5
Dylan Day	3	0	0	0	0	0	0	0	0	3
Myles Mooyoung	2	0	0	0	0	0	0	0	0	2
Robby Washington	2	0	0	0	0	0	0	0	0	2
Cameron Pruitt	2	0	0	0	0	0	0	0	0	2
Mason Napper	1	0	0	0	0	0	0	0	0	1
Cameron Ward	1	0	0	0	0	0	0	0	0	1
Isaiah Taylor	1	0	0	0	0	0	0	0	0	1
Anthony Campbell	1	0	0	0.5	0	0	0	0	0	0.5
Jacolby George	1	0	0	0	0	0	0	0	0	1
Elijah Arroyo	1	0	0	0	0	0	0	0	0	1
Damari Brown	1	0	0	0	0	0	0	0	0	1
Bobby Washington Jr.	1	0	0	0	0	0	0	0	0	1
Riley Williams	1	0	0	0	0	0	0	0	0	1
Armondo Blount	1	0	0	0	0	0	0	0	0	1
Booker Pickett	1	0	0	0	0	0	0	0	0	1
Cole McConathy II	1	0	0	0	0	0	0	0	0	1
Elias Rudolph	1	0	0	0	0	0	0	0	0	1
Braylon Lamar	1	0	0	0	0	0	0	0	0	1
<b>Total</b>	<b>433</b>	<b>0</b>	<b>0</b>	<b>57</b>	<b>0</b>	<b>0</b>	<b>0</b>	<b>0</b>	<b>0</b>	<b>376</b>



2024-25 Miami (FL) Football  
Tackles Breakdown  
All games

Page 2/2  
as of Oct 27, 2024

**Rushing Tackles**

Player	No.
Total	0

**Passing Tackles**

Player	No.
Total	0

**Special Teams Tackles**

Player	Total	KO	Punt
Total	0	0	0

**Kickoff return Tackles**

Player	No.
Total	0

**Punt Return Tackles**

Player	No.
Total	0





2024-25 Miami (FL) Football  
By Quarter Statistics  
All games

Page 1/1  
as of Oct 27, 2024

### 3rd-Down Conversions

Date	Opponent	Score	Overall		1st Qtr		2nd Qtr		3rd Qtr		4th Qtr		Overtime	
08/31/2024	at Florida	W 41-17	5-10	50.0	0-0	0.0	1-3	33.3	3-3	100.0	1-4	25.0	0-0	0.0
09/07/2024	Florida A&M	W 56-9	8-12	66.7	3-3	100.0	1-3	33.3	3-3	100.0	1-3	33.3	0-0	0.0
09/14/2024	Ball St.	W 62-0	7-11	63.6	1-2	50.0	2-3	66.7	1-3	33.3	3-3	100.0	0-0	0.0
09/21/2024	at South Fla.	W 50-15	7-9	77.8	3-3	100.0	0-1	0.0	2-2	100.0	2-3	66.7	0-0	0.0
09/27/2024	Virginia Tech	W 38-34	10-15	66.7	4-5	80.0	2-5	40.0	2-2	100.0	2-3	66.7	0-0	0.0
10/05/2024	at California	W 39-38	7-16	43.8	2-4	50.0	2-5	40.0	1-3	33.3	2-4	50.0	0-0	0.0
10/19/2024	at Louisville	W 52-45	9-15	60.0	2-3	66.7	0-3	0.0	4-5	80.0	3-4	75.0	0-0	0.0
10/26/2024	Florida St.	W 36-14	8-14	57.1	4-5	80.0	3-4	75.0	0-3	0.0	1-2	50.0	0-0	0.0
Miami (FL)			61-102	59.8	19-25	76.0	11-27	40.7	16-24	66.7	15-26	57.7	0-0	0.0
Opponents			29-100	29.0	5-21	23.8	11-29	37.9	4-20	20.0	9-30	30.0	0-0	0.0

### 4th-Down Conversions

Date	Opponent	Score	Overall		1st Qtr		2nd Qtr		3rd Qtr		4th Qtr		Overtime	
08/31/2024	at Florida	W 41-17	0-0	0.0	0-0	0.0	0-0	0.0	0-0	0.0	0-0	0.0	0-0	0.0
09/07/2024	Florida A&M	W 56-9	0-2	0.0	0-0	0.0	0-1	0.0	0-0	0.0	0-1	0.0	0-0	0.0
09/14/2024	Ball St.	W 62-0	1-1	100.0	0-0	0.0	0-0	0.0	1-1	100.0	0-0	0.0	0-0	0.0
09/21/2024	at South Fla.	W 50-15	0-0	0.0	0-0	0.0	0-0	0.0	0-0	0.0	0-0	0.0	0-0	0.0
09/27/2024	Virginia Tech	W 38-34	1-1	100.0	0-0	0.0	0-0	0.0	0-0	0.0	1-1	100.0	0-0	0.0
10/05/2024	at California	W 39-38	3-4	75.0	0-0	0.0	0-1	0.0	1-1	100.0	2-2	100.0	0-0	0.0
10/19/2024	at Louisville	W 52-45	2-2	100.0	0-0	0.0	1-1	100.0	1-1	100.0	0-0	0.0	0-0	0.0
10/26/2024	Florida St.	W 36-14	3-3	100.0	0-0	0.0	1-1	100.0	1-1	100.0	1-1	100.0	0-0	0.0
Miami (FL)			10-13	76.9	0-0	0.0	2-4	50.0	4-4	100.0	4-5	80.0	0-0	0.0
Opponents			10-17	58.8	1-1	100.0	4-6	66.7	3-6	50.0	2-4	50.0	0-0	0.0

### Time of Possession

Date	Opponent	Score	Overall	1st Qtr	2nd Qtr	3rd Qtr	4th Qtr	Overtime
08/31/2024	at Florida	W 41-17	34:30	07:38	11:40	06:24	08:48	00:00
09/07/2024	Florida A&M	W 56-9	34:38	04:03	09:37	07:24	13:34	00:00
09/14/2024	Ball St.	W 62-0	32:59	07:44	05:28	09:28	10:19	00:00
09/21/2024	at South Fla.	W 50-15	31:22	09:27	04:06	08:44	09:05	00:00
09/27/2024	Virginia Tech	W 38-34	33:42	04:33	12:33	07:21	09:15	00:00
10/05/2024	at California	W 39-38	37:35	07:28	14:16	08:07	07:44	00:00
10/19/2024	at Louisville	W 52-45	34:18	07:20	07:21	10:27	09:10	00:00
10/26/2024	Florida St.	W 36-14	35:23	06:29	11:44	07:41	09:29	00:00
Miami (FL)			Total	274:27	54:42	76:45	65:36	00:00
			Avg.	34:18	06:50	09:36	08:12	00:00
Opponents			Total	205:33	48:38	59:55	41:15	00:00
			Avg.	25:42	06:05	07:29	05:09	00:00



2024-25 Miami (FL) Football  
Team Game-by-Game Comparison  
All games

Page 1/1  
as of Oct 27, 2024

Opponent	Score	First Downs				Rushing Number-Yards	Passing		Total Offense Plays-Yards	Return Yards	Turn- Overs
		Total	Rush	Pass	Pen		Comp-Att.-Int	Yards			
Florida	41-17	25 / 17	8 / 8	15 / 7	2 / 2	33-144 / 28-139	26-36-1 / 14-26-2	385 / 122	69-529 / 54-261	74 / 63	1 / 2
Florida A&M	56-9	31 / 13	13 / 4	16 / 6	2 / 3	38-225 / 25-52	26-33-0 / 15-28-3	324 / 138	71-549 / 53-190	102 / 30	0 / 3
Ball St.	62-0	31 / 9	9 / 2	22 / 6	0 / 1	31-243 / 20-6	30-40-0 / 18-32-1	507 / 109	71-750 / 52-115	58 / 35	0 / 1
South Fla.	50-15	27 / 23	7 / 4	17 / 14	3 / 5	29-188 / 32-62	24-34-1 / 26-43-2	404 / 303	63-592 / 75-365	70 / 18	1 / 2
Virginia Tech	38-34	24 / 23	9 / 11	14 / 10	1 / 2	32-165 / 32-206	24-38-2 / 20-34-1	343 / 188	70-508 / 66-394	66 / 149	3 / 1
California	39-38	30 / 13	8 / 3	20 / 8	2 / 2	33-138 / 25-73	35-53-1 / 12-24-1	437 / 297	86-575 / 49-370	32 / 101	1 / 1
Louisville	52-45	27 / 24	16 / 6	11 / 16	0 / 2	40-219 / 21-106	21-32-0 / 31-51-0	319 / 342	72-538 / 72-448	65 / 194	1 / 1
Florida St.	36-14	31 / 14	16 / 6	10 / 6	5 / 2	40-230 / 28-133	23-36-0 / 11-32-0	215 / 115	76-445 / 60-248	58 / 43	0 / 0
Totals	374-172	226 / 136	86 / 44	125 / 73	15 / 19	276-1552 / 211-777	209-302-5 / 147-270-10	2934 / 1614	578-4486 / 481-2391	525 / 633	7 / 11

Opponents	3rd Down Conversion	4th Down Conversion	Time of Possession	TOP Margin	Avg Yds/Rush	Avg Yds/Pass	Avg Yds/Play	Punting Number-Avg	Penalties Number-Yards	Sacks
Florida	5-10 / 1-9	0-0 / 1-2	34:30 / 25:30	09:00	4.4 / 5.0	10.7 / 4.7	7.7 / 4.8	2-48.5 / 5-47.6	2-26.0 / 2-25.0	3 / 1
Florida A&M	8-12 / 3-13	0-2 / 0-0	34:38 / 25:22	09:16	5.9 / 2.1	9.8 / 4.9	7.7 / 3.6	0-0.0 / 6-45.3	8-58.0 / 6-45.0	5 / 2
Ball St.	7-11 / 1-12	1-1 / 0-1	32:59 / 27:01	05:58	7.8 / 0.3	12.7 / 3.4	10.6 / 2.2	1-46.0 / 10-44.4	8-85.0 / 3-15.0	4 / 0
South Fla.	7-9 / 7-17	0-0 / 1-1	31:22 / 28:38	02:44	6.5 / 1.9	11.9 / 7.0	9.4 / 4.9	1-42.0 / 3-48.3	11-113.0 / 11-73.0	4 / 0
Virginia Tech	10-15 / 9-14	1-1 / 0-1	33:42 / 26:18	07:24	5.2 / 6.4	9.0 / 5.5	7.3 / 6.0	2-42.5 / 2-34.0	6-59.0 / 6-40.0	2 / 3
California	7-16 / 2-10	3-4 / 1-2	37:35 / 22:25	15:10	4.2 / 2.9	8.2 / 12.4	6.7 / 7.6	4-43.3 / 5-46.8	9-110.0 / 6-43.0	2 / 3
Louisville	9-15 / 3-12	2-2 / 3-3	34:18 / 25:42	08:36	5.5 / 5.0	10.0 / 6.7	7.5 / 6.2	2-45.0 / 3-45.7	5-55.0 / 6-38.0	3 / 3
Florida St.	8-14 / 3-13	3-3 / 4-7	35:23 / 24:37	10:46	5.8 / 4.8	6.0 / 3.6	5.9 / 4.1	1-42.0 / 3-51.3	7-85.0 / 8-65.0	3 / 4
Totals	61-102 / 29-100	10-13 / 10-17	274:27 / 205:33	68:54	5.6 / 3.7	9.7 / 6.0	7.8 / 5.0	13-44.2 / 37-45.7	56-591.0 / 48-344.0	26 / 16

Note: Game totals are displayed in the format TEAM/OPPONENT for each category



2024-25 Miami (FL) Football  
Results and Comparison  
All games

Page 1/1  
as of Oct 27, 2024

	Date	Opponent		Score	Overall	Conf	Time	Attend
	08/31/2024	at Florida	W	41-17	1-0	0-0	3:21	90544
	09/07/2024	Florida A&M	W	56-9	2-0	0-0	3:20	57886
	09/14/2024	Ball St.	W	62-0	3-0	0-0	3:16	51564
	09/21/2024	at South Fla.	W	50-15	4-0	0-0	3:58	58616
*	09/27/2024	Virginia Tech	W	38-34	5-0	1-0	3:56	59539
*	10/05/2024	at California	W	39-38	6-0	2-0	3:52	52428
*	10/19/2024	at Louisville	W	52-45	7-0	3-0	3:45	59115
*	10/26/2024	Florida St.	W	36-14	8-0	4-0	3:27	66200

Opponent	Score	First Downs				Rushing Number-Yards	Passing		Total Offense Plays-Yards	Return Yards	Turn- Overs
		Total	Rush	Pass	Pen		Comp-Att.-Int	Yards			
Florida	41-17	25 / 17	8 / 8	15 / 7	2 / 2	33-144 / 28-139	26-36-1 / 14-26-2	385 / 122	69-529 / 54-261	74 / 63	1 / 2
Florida A&M	56-9	31 / 13	13 / 4	16 / 6	2 / 3	38-225 / 25-52	26-33-0 / 15-28-3	324 / 138	71-549 / 53-190	102 / 30	0 / 3
Ball St.	62-0	31 / 9	9 / 2	22 / 6	0 / 1	31-243 / 20-6	30-40-0 / 18-32-1	507 / 109	71-750 / 52-115	58 / 35	0 / 1
South Fla.	50-15	27 / 23	7 / 4	17 / 14	3 / 5	29-188 / 32-62	24-34-1 / 26-43-2	404 / 303	63-592 / 75-365	70 / 18	1 / 2
Virginia Tech	38-34	24 / 23	9 / 11	14 / 10	1 / 2	32-165 / 32-206	24-38-2 / 20-34-1	343 / 188	70-508 / 66-394	66 / 149	3 / 1
California	39-38	30 / 13	8 / 3	20 / 8	2 / 2	33-138 / 25-73	35-53-1 / 12-24-1	437 / 297	86-575 / 49-370	32 / 101	1 / 1
Louisville	52-45	27 / 24	16 / 6	11 / 16	0 / 2	40-219 / 21-106	21-32-0 / 31-51-0	319 / 342	72-538 / 72-448	65 / 194	1 / 1
Florida St.	36-14	31 / 14	16 / 6	10 / 6	5 / 2	40-230 / 28-133	23-36-0 / 11-32-0	215 / 115	76-445 / 60-248	58 / 43	0 / 0
Totals	374-172	226 / 136	86 / 44	125 / 73	15 / 19	276-1552 / 211-777	209-302-5 / 147-270-10	2934 / 1614	578-4486 / 481-2391	525 / 633	7 / 11



**2024-25 Miami (FL) Football**  
**All-Purpose Yards Game-by-Game**  
**All games**

Page 1/1  
as of Oct 27, 2024

Player	Total	UF	FAMU	BSU	USF	VT	Cal	LOU	FSU
Xavier Restrepo	710	112	104	47	99	60	163	101	24
Damien Martinez	680	65	106	3	81	74	93	89	169
Isaiah Horton	477	70	66	34	108	34	83	17	65
Mark Fletcher Jr.	431	45	42	69	2	22	81	99	71
Samuel Brown	410	19	35	44	75	30	43	125	39
Chris Johnson Jr.	409	-	47	91	45	84	30	57	55
Jacolby George	351	25	28	109	10	59	56	43	21
Elijah Arroyo	310	89	17	53	25	88	14	-	24
Jordan Lyle	288	19	40	71	129	19	4	-	6
Ajay Allen	206	5	25	104	25	-	DNP	38	9
Cameron Ward	193	33	13	-	43	57	15	29	3
Ray Ray Joseph	152	7	42	81	-	8	-	8	6
Elija Lofton	133	38	3	51	17	-	24	-	-
Riley Williams	86	-	27	24	4	31	-	-	-
Mishael Powell	69	67	-	-	-	2	-	-	-
Joshisa Trader	30	DNP	4	15	DNP	-	-	DNP	11
Adarius Hayes	25	DNP	25	-	DNP	-	-	-	-
Cam McCormick	24	9	-	9	-	6	-	-	-
Reese Poffenbarger	12	-	12	DNP	-	DNP	DNP	DNP	-
Ny Carr	8	DNP	8	-	DNP	DNP	DNP	DNP	DNP
Chris Wheatley-Humphrey	7	DNP	7	DNP	DNP	DNP	DNP	DNP	DNP
Elijah Alston	3	-	-	3	-	-	DNP	-	DNP
Francisco Mauigoa	2	-	-	-	-	-	2	-	-