



2024-25 MEN'S BASKETBALL

# MIAMI HURRICANES

## GAME INFO

**Date:** Sun., Nov. 17, 2024  
**Time:** 2 p.m. ET  
**Location:** Coral Gables, Fla.  
**Arena:** Watsco Center  
**Live Stats:** [miami.statbroadcast.com](http://miami.statbroadcast.com)  
**Television:** ACC Network Extra  
**Radio:** 790 WAXY  
**Series:** 3-0, Miami  
at Miami: 3-0  
at Coppin State: N/A  
**Neutral:** N/A  
**Last Meeting:** W, 91-60 (12/21/19)

# #3

## THE MATCHUP

**Miami (2-0, 0-0 ACC)**

**Head Coach:** Jim Larrañaga (Providence '71)  
**Record at UM:** 272-166  
**Career Record:** 742-500  
**Record vs. CSU:** 1-0



-vs-

**Coppin State (0-5, 0-0 MEAC)**

**Head Coach:** Larry Stewart (Coppin St. '06)  
**Record at CSU:** 2-32  
**Career Record:** 2-32  
**Record vs. UM:** 0-0



## QUICK HITS

### ELECTRIC OFFENSE

The Hurricanes' offense has been on fire through the first two games, averaging 100.5 points per contest. It is the highest scoring average in the first two games of the season since the 1988-89 season when Miami scored 108.0 points per game.

### ACC PLAYER OF THE WEEK

Graduate student Nijel Pack was named ACC Co-Player of the Week alongside Florida State's Jamir Watkins on Nov. 11. Pack averaged 19.0 points, 5.5 assists and 2.5 rebounds per game in the opening week of the season.

### CLOSING IN ON 1,000

Senior Brandon Johnson is just 14 points away from 1,000 career points as a Division I men's basketball player. Johnson will become the fourth active Hurricane to reach 1,000 points, joining Nijel Pack (1,641), Jalen Blackmon (1,298) and Matthew Cleveland (1,153). The forward's career high in a game is 30 points, set in 2023-24 at UTSA.

### TAKING CARE OF THE BALL

The Hurricanes have been very effective in taking care of the ball this season, sitting 13th in the nation (first in the ACC) in assist to turnover ratio at 2.2. Miami's turnover average of only 7.5 per game is good for eighth in the nation (first in the ACC). Guard Nijel Pack currently ranks eighth among all Division I players in assist to turnover ratio at 11.0.

## THE NUMBERS

- Lynn Kidd currently ranks **first** in the ACC and fifth in the nation in field goal percentage (86.7).
- The Hurricanes sit **second** in the nation in field goal percentage at a .583 shooting clip.
- Five** Canes are averaging double-digit points this year (Bethemon, Kidd, Pack and Ugochukwu).
- The Hurricanes' 2025 recruiting class was ranked **10th** in the nation per Rivals class rankings.
- Coach L sits **27th** among all-time Div. I head coaches in career wins at 742, four wins behind Phog Allen (746).

## HEAD-TO-HEAD

Miami		CSU
100.5	Points/Game	53.0
.583	Field-Goal %	.338
.375	3-Point %	.223
.814	Free-Throw %	.640
37.5	Rebounds/Game	32.8
16.5	Assists/Game	8.0
1.0	Blocks/Game	1.4
10.5	Steals/Game	6.8
68.0	Scoring Defense	75.0
.444	FG% Defense	.481
.319	3FG% Defense	.352
+12.0	Rebound Margin	-6.4
2.2	AST-TO Ratio	0.5

## SCHEDULE (H: 2-0, A: 0-0, N: 0-0)

DATE OPPONENT TV TIME/RESULT

### November

4	FDU	ACCNX	W, 113-72
10	BINGHAMTON	ACCNX	W, 88-64
17	COPPIN STATE	ACCNX	2 P.M.
21	vs. Drake@	ESPN2/U	12 p.m.
22	vs. Charleston Classic@	ESPN2/U	TBD
24	vs. Charleston Classic@	ESPN/2	TBD
30	CHARLESTON SOUTH.	ACCNX	2 P.M.

### December

3	ARKANSAS*	ESPN/2	7/7:30 P.M.
7	CLEMSON*	ESPN2	12 P.M.
10	vs. Tennessee#	ESPN	6:30 p.m.
15	PRESBYTERIAN	ACCNX	2 P.M.
21	MOUNT ST. MARY'S	ACCNX	2 P.M.

### January

1	at Boston College*	ACCN	TBA
4	at Virginia Tech*	ACCN	2 p.m.
8	FLORIDA STATE*	ACCN	7 P.M.
11	WAKE FOREST*	THE CW	5:15 P.M.
14	at Duke*	ESPN	9 p.m.
18	SMU*	ESPN2/U	TBA
22	at Stanford*	ESPN2/U	11 p.m.
25	at Cal*	ESPN2/U	8:30 p.m.
29	VIRGINIA*	ESPN2/U	7 P.M.

### February

1	NOTRE DAME*	ESPN2	8 P.M.
8	at Louisville*	ESPN2	2 p.m.
11	SYRACUSE*	ACCN	7 P.M.
15	at Pittsburgh*	ESPN/2	12 p.m.
19	at Florida State*	ACCN	9 p.m.
22	VIRGINIA TECH*	ACCN	6 P.M.
25	DUKE*	ESPN	7 P.M.

### March

1	at North Carolina*	ESPN/2	12 p.m.
4	at Georgia Tech*	ACCN	7 p.m.
8	NC STATE*	THE CW	2:15 P.M.

BOLD CAPS - home game

\* - ACC game

^ - SEC/ACC Challenge

@ - Shriners Children's Charleston Classic (Charleston, S.C.)

# - Jimmy V Classic (New York, N.Y.)

All times Eastern and subject to change.






## ATHLETIC COMM.

MBB Contact: Megan Barnes

Email: [meganbarnes@miami.edu](mailto:meganbarnes@miami.edu)

Cell Phone: 630-651-8801

## PROBABLE STARTERS (FROM LAST GAME)

1	LYNN KIDD Gr.   C   6-10   241 Gainesville, Fla.		2024-25 PPG: 15.0 RPG: 6.5 APG: 0.0	SPG: 1.0 BPG: 0.0 MPG: 25.5	CAREER HIGHS PTS: 31 REB: 15 AST: 3	STL: 2 BLK: 2 MIN: 29
2	BRANDON JOHNSON Sr.   F   6-8   223 Raleigh, N.C.		2024-25 PPG: 8.5 RPG: 8.0 APG: 1.0	SPG: 1.0 BPG: 0.5 MPG: 25.1	CAREER HIGHS PTS: 30 REB: 19 AST: 4	STL: 5 BLK: 4 MIN: 42
5	JALEN BLACKMON Sr.   G   6-2   180 Marion, Ind.		2024-25 PPG: 16.0 RPG: 1.0 APG: 1.0	SPG: 1.5 BPG: 0.0 MPG: 21.6	CAREER HIGHS PTS: 43 REB: 8 AST: 4	STL: 3 BLK: 1 MIN: 34
11	A.J. STATON-MCCRAY R-Jr.   G   6-4   196 Delray Beach, Fla.		2024-25 PPG: 4.5 RPG: 3.0 APG: 1.5	SPG: 1.5 BPG: 0.0 MPG: 21.4	CAREER HIGHS PTS: 29 REB: 10 AST: 4	STL: 5 BLK: 3 MIN: 38
24	NIJEL PACK Gr.   G   6-0   185 Indianapolis, Ind.		2024-25 PPG: 19.0 RPG: 2.5 APG: 5.5	SPG: 0.0 BPG: 0.0 MPG: 28.8	CAREER HIGHS PTS: 35 REB: 8 AST: 9	STL: 4 BLK: 2 MIN: 43



## QUICK FACTS

### UNIVERSITY INFORMATION

Location	Coral Gables, Fla.
Enrollment	19,593
Founded	1925
Nickname	Hurricanes
Colors	Orange, Green and White
President	Joe Echevarria
Vice President / Director of Athletics	Dan Radakovich
Faculty Athletics Representative	Dr. Marvin Dawkins
Conference	Atlantic Coast Conference
Arena / Capacity	Watsco Center / 7,972
Ticket Office Phone	1-800-GO-CANES
Press Row Phone	305-284-2111
Website	MiamiHurricanes.com
Mailing Address	5821 San Amaro Drive, Coral Gables, FL 33146

### COACHING STAFF

Head Coach	Jim Larrañaga (Providence '71)
Record at Miami	272-166, 126-115 ACC (14th season)
Career Record	742-500 (41st season)
Associate Head Coach	Bill Courtney (Bucknell '92)
Assistant Coach	DJ Irving (Boston University '14)
Assistant Coach	Kotie Kimble (Coastal Carolina '07)
Assistant Coach / Head Video Director	Joe Gimbel (Temple '18)
Director of Basketball Operations	Jeff Dyer (Delaware '14)
Assistant Director of Basketball Ops.	Jacob Klee (Miami '20)
Director of Player Development	Chris Alvarez (Northeastern '09)
Director of Recruiting	Pete Matthews (Robert Morris '22)

## PROGRAM INFORMATION

### PROGRAM HISTORY

First Year of Basketball	1926-27 (no team from 1971-72 to 1984-85)
All-Time Record	1,120-834 (.573)
All-Time ACC Record	169-184   106-71 (H)   63-113 (A)
NCAA Tournament Appearances	12 (last, 2023)
Last NCAAT Opponent	UConn, 2023 (L, 72-59, Final Four)
NIT Appearances	12 (last, 2015)
Last NIT Opponent	Stanford, 2015 (L, 66-64 [OT], Final)

### TEAM INFORMATION

2023-24 Overall Record	15-17 (11-6 H, 2-9 A, 2-2 N)
ACC Record / Finish	6-14 / 14th
Players Returning / Lost	3 / 10
Starters Returning / Lost	2 / 3
Newcomers	11

RET. STARTERS	POS	GP-GS	PPG	RPG	APG
Nijel Pack	G	25-25	13.3	2.6	3.6
Matthew Cleveland	G	27-26	13.7	6.1	1.7

LOSSES (5+ PPG)	POS	GP-GS	PPG	RPG	APG
Norchad Omier	F	31-31	17.0	9.9	1.2
Wooga Poplar	G	29-29	13.1	4.8	2.1
Bensley Joseph	G	32-27	9.6	3.4	3.4
Kyshawn George	G	31-16	7.6	3.0	2.2

RETURNING NUMBERS	AVG	PCT
Points	24.8	.317
Rebounds (excludes team rebounds)	8.9	.247
Assists	4.6	.317
Blocks	0.6	.200
Steals	2.2	.292
Starts	55 of 155	.355

## THE MATCHUP

• Miami takes the court for its final game of the season-opening three-game homestand on Sunday, hosting the Coppin State Eagles at the Watsco Center. Tipoff in Coral Gables is set for 2 p.m. and the game will air on ACC Network Extra with Kyle Sielaff and Anne O'Neil on the call. Fans can also listen to the game on 560 WQAM.

• This will be the fourth all-time meeting between the Hurricanes and the Eagles in program history, with Miami holding the 3-0 advantage in the series. All three games have occurred in Coral Gables, Fla., and all three took place following the program rebirth in 1985-86.

• The last meeting between the Hurricanes and the Eagles came on Dec. 21, 2019, a 91-60 victory for Miami at the Watsco Center. Four Hurricanes scored in double-figures, paced by then-redshirt junior Kameron McGusty who dropped 28 points on 9-of-11 shooting from the field.

## LAST TIME OUT

• The Hurricanes defeated the Binghamton Bearcats, 88-64, Sunday afternoon at the Watsco Center. Guards Nijel Pack and Jalen Blackmon co-led the Hurricanes in scoring with 17 points each, while senior Matthew Cleveland paced Miami on the glass, totaling 11 rebounds in the game.

• Four Hurricanes reached double-figures in the game – Blackmon, Pack, freshman Jalil Bethea (13) and senior Brandon Johnson (10) – and ten total Hurricanes scored in the contest. Miami was extremely efficient at the charity stripe, knocking down 84 percent (21-of-25) of its free-throw attempts.

## SCOUTING THE EAGLES

• Coppin State enters Sunday's contest still seeking its first win of the season as the Eagles sit at 0-5 in 2024-25 so far. Most recently, the Eagles faced a 92-67 setback against the UMBC Retrievers on Thursday.

• The Eagles are led in scoring by Derrius Ward, who is averaging 12.5 points per game. Ward is also tied with Julius Ellerbe III for rebounds per game at 5.0.

## HURRICANE LEADERS

### Led Miami in Points

	Season	Career
Nijel Pack	1	17
Matthew Cleveland		8
Jalen Blackmon	1	1
Lynn Kidd	1	1

### Led Miami in Rebounds

	Season	Career
Matthew Cleveland	1	8
Nijel Pack		1
Brandon Johnson	1	1
Lynn Kidd	1	1

### Double-Figure Scoring Games

	Season	Career
Nijel Pack	2	86
Matthew Cleveland		67
Jalen Blackmon	2	57
Brandon Johnson	1	52
AJ Staton-McCray		37
Lynn Kidd	1	29
Kiree Huie		21
Jalil Bethea	1	1
Divine Ugochukwu	1	1
Yussif Basa-Ama		1

### Consecutive Games in Double Figures

	Season	Career
Nijel Pack	2	24
Jalen Blackmon		18
Matthew Cleveland		18
Brandon Johnson		10
AJ Staton-McCray		7
Kiree Huie		6
Lynn Kidd		6

### 20-Point Games

	Season	Career
Jalen Blackmon		33
Nijel Pack	1	23
Matthew Cleveland		11
Brandon Johnson		7
Lynn Kidd	1	6
Kiree Huie		4
AJ Staton-McCray		4

### 30-Point Games

	Season	Career
Jalen Blackmon		6
Nijel Pack		3
Brandon Johnson		1
Lynn Kidd		1

### Double-Figure Rebounding Games

	Season	Career
Brandon Johnson		25
Matthew Cleveland	1	20
Lynn Kidd		7
Kiree Huie		6
AJ Staton-McCray		2

### Double-Doubles

	Season	Career
Brandon Johnson		23
Matthew Cleveland		19
Lynn Kidd		5
Kiree Huie		4
AJ Staton-McCray		2



## PACK x ACC POTW

• Nijel Pack is the first Hurricane to be named ACC Player of the Week since Feb. 6, 2023 when he earned the same accolade. Pack is a four-time conference player of the week honoree having been named ACC Player of the Week twice and Big 12 Player of the Week twice while at Kansas State.

• Pack currently sits in the top 10 among ACC players in assist/turnover ratio (second), scoring (fifth), assists per game (fifth) and field goal percentage (.625).

## ROOKIES SHOWING UP

• Freshmen Jalil Bethea and Divine Ugochukwu have been major contributors for Miami this year. Both freshmen are averaging 11.0 points per contest, which ranks tied for fourth among all ACC freshmen.

• Ugochukwu currently sits in third among ACC freshmen in field goal percentage (min. 10 attempts) at 75.0 percent, while Bethea ranks tied for first in free throw percentage (min. 5 attempts) at 100.0 percent.

## DISHING DIMES

• Graduate student Nijel Pack is just 13 assists away from reaching 350 dimes in his career. Once he hits that mark, Pack will become one of nine active Division I players with 1,500-plus career points and 350-plus career assists.

## WELCOME TO THE U

• The Hurricanes signed a pair of four-star recruits on Wednesday, making up the nation's No. 10 recruiting class per Rivals.

• Guard Matthew Able checked in as the No. 34 player in the class per 247Sports Composite rankings. He played for Austin Rivers SE Elite on the 3SSB Circuit in 2024, averaging 13.6 points, 5.0 rebounds, 1.5 assists and 1.4 steals in 19 games.

• Benjamin Ahmed is the No. 94 player in the nation per 247Sports Composite rankings and second-best player out of Connecticut. He helped Putnam Science Academy win the National Prep Championship in 2023.

## PUTTING UP POINTS

• The Hurricanes are one of 38 Division I schools to score 110-plus points in a game this season but are one of three teams – Alabama and Illinois – to do so against a fellow Division I opponent.

• Miami has scored the most points against a D-I opponent of any team this season with 113 against FDU.

## KEEPING ELITE COMPANY

• Nijel Pack currently sits 20th among all active D-I players in career points (1,658), fifth in career 3-pointers (296) and tenth in 3-pointers per game (2.57).

• Lynn Kidd ranks second among all active D-I players in career field goal percentage (.663), while guard Jalen Blackmon ranks third in career free-throw percentage (.904).

• Forward Brandon Johnson is tied for 15th among active D-I players for career double-doubles with 23.

## COUNTDOWN TO 750

• Head coach Jim Larrañaga earned his 742nd win as a Division I collegiate head coach on Sunday against Binghamton, putting him just eight wins away from 750 in his career.

• Once he hits that mark, Coach L will be one of just 25 coaches in DI men's basketball history to win 750 games. He will join the likes of ACC basketball coaching greats Mike Krzyzewski (1,202), Jim Boeheim (1,015) and Roy Williams (903).

## PRESEASON ACCOLADES

• Nijel Pack was named to the Preseason All-ACC First Team in October, marking the fifth season in a row that Miami has had a player earn that honor.

• Miami is one of three schools, alongside Duke and North Carolina, to have placed a player on the Preseason All-ACC First Team in each of the last five seasons – (Pack – 2024, Norchad Omier – 2023, Isaiah Wong – 2022 and 2021, Chris Lykes – 2020).

## ACC STANDINGS

	ACC	ACC %	Overall	Overall %	Streak
1. Wake Forest	0-0	.000	4-0	1.000	W4
2. Clemson	0-0	.000	3-0	1.000	W3
3. Florida State	0-0	.000	3-0	1.000	W3
4. NC State	0-0	.000	3-0	1.000	W3
5. Pitt	0-0	.000	3-0	1.000	W3
6. SMU	0-0	.000	3-0	1.000	W3
7. Stanford	0-0	.000	3-0	1.000	W3
8. Virginia Tech	0-0	.000	3-0	1.000	W3
9. Miami	0-0	.000	2-0	1.000	W2
10. Notre Dame	0-0	.000	2-0	1.000	W2
11. Syracuse	0-0	.000	2-0	1.000	W2
12. Virginia	0-0	.000	2-0	1.000	W2
13. California	0-0	.000	2-1	.667	L1
14. Duke	0-0	.000	2-1	.667	L1
15. Georgia Tech	0-0	.000	2-1	.667	W1
16. Boston College	0-0	.000	1-1	.500	L1
17. Louisville	0-0	.000	1-1	.500	L1
18. North Carolina	0-0	.000	1-1	.500	L1

## THE POLLS

### Associated Press

Rk.	Team (No. 1 votes)	Rec.	Pts.
1	Kansas (44)	2-0	1,525
2	Alabama (6)	2-0	1,439
3	UConn (7)	2-0	1,398
4	Gonzaga (3)	2-0	1,371
5	Auburn (2)	2-0	1,315
6	Duke	2-0	1,222
7	Iowa State	1-0	1,206
8	Houston	1-1	1,070
9	Arizona	2-0	1,004
10	North Carolina	1-1	992
11	Tennessee	2-0	930
12	Baylor	1-1	806
13	Purdue	2-0	795
14	Creighton	2-0	752
15	Marquette	2-0	603
16	Indiana	2-0	600
17	Cincinnati	2-0	454
18	Arkansas	1-1	357
19	Kentucky	2-0	353
20	Florida	2-0	332
21	Ohio State	1-0	273
22	St. John's	2-0	178
23	Texas A&M	1-1	169
24	Rutgers	1-0	157
25	Ole Miss	2-0	147

**Others receiving votes:** Illinois 144, Texas Tech 102, Wake Forest 84, Xavier 78, Texas 51, Michigan St. 41, BYU 26, Kansas St 24, UCF 20, Mississippi St. 15, New Mexico 15, Oregon 14, North Florida 14, **Miami 14**, Clemson 13, VCU 12, Memphis 8, Wisconsin 6, Grand Canyon 6, Providence 4, Maryland 3, Austin Peay 2, Arizona St 2, South Dakota St. 1, Michigan 1, Columbia 1, Dayton 1

### USA Today Coaches Poll

Rk.	Team (No. 1 votes)	Rec.	Pts.
1	Kansas (21)	2-0	759
2	Alabama (4)	2-0	724
3	UConn (3)	2-0	702
4	Auburn (2)	2-0	660
5	Gonzaga (1)	2-0	651
6	Duke	2-0	608
7	Iowa State	1-0	576
8	Arizona	2-0	516
9	Tennessee	2-0	502
10	Houston	1-1	488
11	North Carolina	1-1	456
12	Purdue	2-0	437
13	Creighton	2-0	385
14	Baylor	1-1	328
15	Marquette	2-0	308
16	Indiana	2-0	234
17	Cincinnati	2-0	230
18	Kentucky	2-0	182
19	Florida	2-0	179
20	Illinois	2-0	151
21	Arkansas	1-1	150
22	Ohio State	1-0	148
23	Texas A&M	1-1	99
24	Rutgers	1-0	84
25	St. John's	2-0	79

**Others receiving votes:** Texas Tech 75, Ole Miss 60, Texas 54, Xavier 38, Oregon 37, Michigan State 29, UCLA 18, UCF 17, Saint Mary's 12, Wake Forest 12, Kansas State 9, Clemson 9, Dayton 8, New Mexico 8, North Florida 7, Maryland 5, Providence 4, Mississippi State 4, Nevada 2, San Francisco 1, Grand Canyon 1

\*updated 11/11/24





## NCAA STATS

### Team

Category (Value)	NCAA	ACC
Assist/Turnover Ratio (2.2)	13	1
Assists Per Game (16.5)	111	7
Bench Points per game (37.5)	38	2
Blocks Per Game (1)	343	18
Effective FG pct (0.654)	6	1
Fastbreak Points (13)	142	6
Field Goal Percentage (58.3)	2	1
FG Percentage Defense (44.4)	246	15
Fouls Per Game (17.5)	190	11
FT Attempts Per Game (21.5)	152	11
Free Throw Percentage (81.4)	19	2
Free Throws Made Per Game (17.5)	88	8
Rebound Margin (12)	42	2
Rebounds (28.5)	110	7
Rebounds (9)	278	17
Rebounds Per Game (37.5)	199	13
Scoring Defense (68)	144	11
Scoring Margin (32.5)	13	1
Scoring Offense (100.5)	6	1
Steals Per Game (10.5)	43	4
3-Point Attempts Per Game (24)	177	9
3-Point Percentage (37.5)	86	3
3-Point Percentage Defense (31.9)	187	10
3-Pointers Per Game (9)	110	7
Turnover Margin (6)	44	2
Turnovers Forced Per Game (13.5)	187	11
Turnovers Per Game (7.5)	8	1
Winning Percentage (100)	1	1

### Individual (Top-50 Nationally)

Category (Value)	NCAA	ACC
------------------	------	-----

### Assist/Turnover Ratio

Nijel Pack (11.0)	8	2
-------------------	---	---

### Field Goal Percentage

Lynn Kidd (86.7)	5	1
------------------	---	---

### Free Throw Percentage

Jalil Bethea (100.0)	1	1
----------------------	---	---

### Defensive Rebounds Per Game

Brandon Johnson (7.0)	45	5
-----------------------	----	---

### 3-Point Field Goal Percentage

Jalen Blackmon (60.0)	29	3
-----------------------	----	---

\* updated 11/15/24

## HOME SWEET HOME

• As a whole, Miami is 276-99 (.735) at the Watsco Center, which opened as the Miami Convocation Center Jan. 4, 2003.

• The Hurricanes are 154-55 (.734) at the Watsco Center in Jim Larrañaga's 13 seasons at the helm. A year-by-year breakdown of the Hurricanes' performance at home under Coach L is below.

Year	Overall	Non-Conf.	ACC
2011-12	14-4 (.778)	8-2 (.800)	6-2 (.750)
2012-13	14-1 (.933)	6-0 (1.000)	8-1 (.889)
2013-14	8-8 (.500)	5-2 (.714)	3-6 (.333)
2014-15	12-6 (.667)	7-2 (.778)	5-4 (.556)
2015-16	15-1 (.938)	6-1 (.857)	9-0 (1.000)
2016-17	14-2 (.875)	7-0 (1.000)	7-2 (.778)
2017-18	11-3 (.786)	5-0 (1.000)	6-3 (.667)
2018-19	11-5 (.688)	6-1 (.857)	5-4 (.556)
2019-20	9-5 (.643)	4-0 (1.000)	5-5 (.500)
2020-21	7-8 (.467)	4-1 (.800)	3-7 (.300)
2021-22	10-5 (.667)	4-1 (.800)	6-4 (.600)
2022-23	16-1 (.941)	7-0 (1.000)	9-1 (.900)
2023-24	11-6 (.647)	7-0 (1.000)	4-6 (.400)
2024-25	2-0 (1.000)	2-0 (1.000)	-
<b>Totals</b>	<b>154-55 (.734)</b>	<b>78-10 (.883)</b>	<b>76-45 (.628)</b>

• Miami has gone undefeated at home against non-conference opponents over the last two seasons, posting a perfect 14-0 record.

## VS. 2024-25 OPPONENTS

OPPONENT	REC.	STRK	LAST MEETING
Arkansas	1-0	W1	W, 75-71 (3/17/00)
Binghamton	0-1	L1	L, 79-74 (12/20/06)
Boston College	29-30	L3	L, 81-65 (3/12/24)
California	N/A	N/A	N/A
Charleston South.	N/A	N/A	N/A
Clemson	17-18	L1	L, 77-60 (2/14/24)
Coppin State	3-0	W3	W, 91-60 (12/21/19)
Duke	10-26	L2	L, 84-55 (2/21/24)
FDU	1-1	W1	W, 81-68 (1/4/88)
Florida State	37-56	L3	L, 83-75 (3/9/24)
Georgia Tech	16-14	L2	L, 80-76 (2/24/24)
Louisville	8-14	L1	L, 80-71 (1/10/24)
Mount St. Mary's	1-0	W1	W, 86-83 (12/8/66)
North Carolina	10-28	L2	L, 75-71 (2/26/24)
NC State	14-17	L2	L, 74-68 (1/30/24)
Notre Dame	15-15	W3	W, 73-61 (1/24/24)
Pittsburgh	27-21	W2	W, 72-68 (1/27/24)
Presbyterian	N/A	N/A	N/A
SMU	0-2	L2	L, 69-60 (12/19/90)
Stanford	2-2	W1	W, 67-53 (11/24/16)
Syracuse	12-21	L1	L, 72-69 (1/20/24)
Virginia	13-16	L1	L, 60-38 (2/5/24)
Virginia Tech	29-20	W4	W, 82-74 (2/3/24)
Wake Forest	16-14	L1	L, 86-82 OT (1/6/24)

\*All information is as of the start of the 2024-25 season

## GAME-BY-GAME BREAKDOWN

Date	Opponent	Site	Time	TV	Jersey	Tip-off	Attend.	Result
11/4	FDU	Coral Gables, Fla.	7 p.m.	ACCNX	White	Miami	5,550	W, 113-72
11/10	Binghamton	Coral Gables, Fla.	2 p.m.	ACCNX	White	Miami	5,701	W, 88-64
11/17	Coppin State	Coral Gables, Fla.	2 p.m.	ACCNX				
11/21	vs. Drake	Charleston, S.C.	12 p.m.	ESPN2/U				
11/22	vs. TBD	Charleston, S.C.	TBD	ESPN2/U				
11/24	vs. TBD	Charleston, S.C.	TBD	ESPN/2				
11/30	Char. Southern	Coral Gables, Fla.	2 p.m.	ACCNX				
12/3	Arkansas	Coral Gables, Fla.	7/7:30 p.m.	ESPN/2				
12/7	Clemson	Coral Gables, Fla.	12 p.m.	ESPN2				
12/10	vs. Tennessee	New York, N.Y.	6:30 p.m.	ESPN				
12/15	Presbyterian	Coral Gables, Fla.	2 p.m.	ACCNX				
12/21	Mount St. Mary's	Coral Gables, Fla.	2 p.m.	ACCNX				
1/1	at Boston Coll.	Chestnut Hill, Mass.	TBA	ACCN				
1/4	at Virginia Tech	Blacksburg, Va.	2 p.m.	ACCN				
1/8	Florida State	Coral Gables, Fla.	7 p.m.	ACCN				
1/11	Wake Forest	Coral Gables, Fla.	5:15 p.m.	The CW				
1/14	at Duke	Durham, N.C.	9 p.m.	ESPN				
1/18	SMU	Coral Gables, Fla.	TBA	ESPN2/U				
1/22	at Stanford	Stanford, Calif.	11 p.m.	ESPN2/U				
1/25	at Cal	Berkeley, Calif.	8:30 p.m.	ESPN2/U				
1/29	Virginia	Coral Gables, Fla.	7 p.m.	ESPN2/U				
2/1	Notre Dame	Coral Gables, Fla.	8 p.m.	ESPN2				
2/8	at Louisville	Louisville, Ky.	2 p.m.	ESPN2				
2/11	Syracuse	Coral Gables, Fla.	7 p.m.	ACCN				
2/15	at Pittsburgh	Pittsburgh, Pa.	12 p.m.	ESPN/2				
2/19	at Florida State	Tallahassee, Fla.	9 p.m.	ACCN				
2/22	Virginia Tech	Coral Gables, Fla.	6 p.m.	ACCN				
2/25	Duke	Coral Gables, Fla.	7 p.m.	ESPN				
3/1	at North Carolina	Chapel Hill, N.C.	12 p.m.	ESPN/2				
3/4	at Georgia Tech	Atlanta, Ga.	7 p.m.	ACCN				
3/8	NC State	Coral Gables, Fla.	2:15 p.m.	The CW				



## A MIAMI WIN WOULD...

- > Move the Hurricanes to 4-0 against Coppin State all-time.
- > Bring head coach Jim Larrañaga to 743 career wins, just seven away from 750.
- > Be the third straight win for the Hurricanes, something that has not happened since the end of non-conference play in 2023-24.

## KY TO THE LEAGUE

- In June, Kyshawn George was selected 24th overall by the Washington Wizards via a proposed trade with the New York Knicks in the 2024 NBA Draft at the Barclays Center in Brooklyn, N.Y.
- George was the 26th player in Miami program history to hear his name called in the NBA Draft and the first first-round draft pick since Lonnie Walker IV was selected 18th overall in 2018.
- At least one Hurricane has been chosen in five of the last eight NBA Drafts – George, Jordan Miller (2023), Isaiah Wong (2023), Dewan Hernandez (2019), Lonnie Walker IV (2018) and Bruce Brown Jr. (2018) and Davon Reed (2017).

## PRESEASON PREDICTIONS

- Despite finishing the 2024-25 season with a 6-14 conference record (14th in the ACC), the Hurricanes were predicted to finish sixth out of 18 ACC teams in the preseason ACC poll.

## CANES TO WATCH

A pair of Hurricanes earned Basketball Hall of Fame preseason honors this season as one of the top 20 players at their position.

- > Matthew Cleveland – Julius Erving Award (SF)
- > Jalil Bethea – Jerry West Award (SG)

The list will be narrowed down to 10 in late January, with plans to announce the final five in late March.

## NON-CON AWAITS

- The Hurricanes are set for a non-conference slate full of opportunities as they will compete in the 2024 Charleston Classic, the second iteration of the SEC/ACC Challenge and the 2024 Jimmy V Classic, among other regularly scheduled home non-conference games.
- This will be Miami's fourth appearance in the Charleston Classic and first ever in the Jimmy V Classic.

## STARTING LINEUPS

Date	Opponent	1	2	3	4	5
11/4	FDU	Nijel Pack	Jalen Blackmon	AJ Staton-McCray	Brandon Johnson	Lynn Kidd
11/10	Binghamton	Nijel Pack	Jalen Blackmon	AJ Staton-McCray	Brandon Johnson	Lynn Kidd
11/17	Coppin State					
11/21	vs. Drake					
11/22	vs. TBD					
11/24	vs. TBD					
11/30	Char. Southern					
12/3	Arkansas					
12/7	Clemson					
12/10	vs. Tennessee					
12/15	Presbyterian					
12/21	Mount St. Mary's					
1/1	at Boston Coll.					
1/4	at Virginia Tech					
1/8	Florida State					
1/11	Wake Forest					
1/14	at Duke					
1/18	SMU					
1/22	at Stanford					
1/25	at Cal					
1/29	Virginia					
2/1	Notre Dame					
2/8	at Louisville					
2/11	Syracuse					
2/15	at Pittsburgh					
2/19	at Florida State					
2/22	Virginia Tech					
2/25	Duke					
3/1	at North Carolina					
3/4	at Georgia Tech					
3/8	NC State					

## NET TRACKER

### MIAMI BY WEEK

Date	NET
12/2	
12/9	
12/16	
12/23	
12/30	
1/6	
1/13	
1/20	
1/27	
2/3	
2/10	
2/17	
2/24	
3/3	
3/10	
3/17	

### OPPONENT NET RANKING

To Be Played	Date	NET
FDU		
Binghamton		
Coppin State		
vs. Drake		
vs. TBD		
vs. TBD		
Char. Southern		
Arkansas		
Clemson		
vs. Tennessee		
Presbyterian		
Mount St. Mary's		
at Boston College		
at Virginia Tech		
Florida State		
Wake Forest		
at Duke		
SMU		
at Stanford		
at Cal		
Virginia		
Notre Dame		
at Louisville		
Syracuse		
at Pittsburgh		
at Florida State		
Virginia Tech		
Duke		
at North Carolina		
at Georgia Tech		
NC State		

\* updated 11/3/24



## PRO CANES

### CURRENT CANES OVERSEAS (34)

#### Rion Brown

> Panionios Athens (Greece)

#### Ivan Cruz-Uceda

> Fuenlabrada (Spain)

#### Julian Gamble

> Scafati (Italy)

#### Gary Hamilton

> Koshigaya Alphas (Japan)

#### Dewan Hernandez

> ASP Promitheas Patras (Greece)

#### Ebuka Izundu

> Galatasaray Ekmas Istanbul (Turkey)

#### Tonye Jekiri

> CSKA (Russia)

#### DeQuan Jones

> NLEX Road Warriors (Phillipines)

#### Kenny Kadji

> Al Ahli (Saudi Arabia)

#### Shane Larkin

> Anadolu Efes Istanbul (Turkey)

#### Sheldon Mac

> Aguada (Puerto Rico)

#### Deng Gak

> Amman United (Jordan)

#### Julian Gamble

> Lobos BUAP (Mexico)

#### Gary Hamilton

> Gukui Blowinds (Japan)

#### Dewan Hernandez

> ASP Promitheas Patras (Greece)

#### Ebuka Izundu

> Galatasaray Ekmas Istanbul (Turkey)

#### Tonye Jekiri

> CSKA (Russia)

#### DeQuan Jones

> Al Sharjah (UAE)

#### Kenny Kadji

> KSA (Cameroon)

#### Shane Larkin

> Anadolu Efes Istanbul (Turkey)

#### Anthony Lawrence II

> Pilots (Taiwan)

#### Kameron McGusty

> Legia Warszawa (Poland)

#### Trey McKinney-Jones

> Gunma Crane (Japan)

#### Charlie Moore

> Leche Rio Breogan Lugo (Spain)

#### Kamari Murphy

> Verona (Italy)

#### Ja'Quan Newton

> Albany Patroons (United States)

#### Angel Rodriguez

> RSW Liege Basket (Belgium)

#### Durand Scott

> Oviedo (Spain)

#### Keith Stone

> Mineros de Zacatecas (Mexico)

#### Ivan Uceda

> Zunder Palencia (Spain)

#### Dejan Vasiljevic

> Adelaide (Australia)

#### Sam Waardenburg

> Cairns Taipans (Australia)

#### Anthony Walker

> Beroe (Bulgaria)

#### Lonnie Walker IV

> Zalgiris (Lithuania)

## STAFFING UPDATES

• During the offseason, head coach Jim Larrañaga made a few updates to his coaching staff.

• Joe Gimbel was elevated to Assistant Coach / Head Video Director after serving as the program's head video director for the last three seasons.

• Pete Matthews was tabbed as the Director of Recruiting after spending the past two seasons as a graduate assistant with the men's basketball program.

• Both Gimbel and Matthews were instrumental to the program during the Hurricanes' Final Four run in 2022-23.

## RIGHTFUL RECOGNITION

• In late September, head coach Jim Larrañaga was honored as a 2024 Joe Lapchick Character Award recipient by the Joe Lapchick Character Award Foundation.

• The Joe Lapchick Character Award is presented annually to basketball figures, from all levels of men's and women's basketball, who have demonstrated honorable character throughout their careers, much like the legendary Coach Joe Lapchick.

• Larrañaga was one of four honorees this year, alongside Fran Dunphy, Lon Kruger and Dianna Nolan.

• Larrañaga ranks sixth among all Division I head coaches (first among active ACC head coaches) in total wins at 742. He is currently in 27th on the list of all-time winningest head coaches, with the opportunity to crack the top-25 this season.

## NBA CANES

### Bruce Brown

> Toronto Raptors

> has not played in 2024-25

### Kyshawn George

> Washington Wizards

> 9.8 ppg, 4.3 rpg, 2.8 apg in 10 games

### Jordan Miller

> LA Clippers

> 3.0 ppg, 1.0 rpg, 0.3 apg in 3 games

## G-LEAGUE CANES

### Davon Reed

> Mexico City Capitanes

### Isaiah Wong

> Salt Lake City Stars (Utah Jazz)

## FIRST POINTS OF THE GAME

Player	Dunk/Layup	Jumper	3-Pointer	Free Throw
Matthew Cleveland				
Brandon Johnson				
Lynn Kidd	2			
Nijel Pack				
AJ Staton-McCray				
Team				

## 10 COMMITMENTS OF MIAMI BASKETBALL

Prior to each practice, 10 poster boards are placed on the baseline, each featuring one commitment of Miami basketball. The 10 commitments are as follows:

1. We will set our defense every time.
2. We will pressure the man with the ball.
3. We will pack the lane to prevent penetration.
4. We will contest all shots, hands high, without fouling.
5. We will block out, rebound and run.
6. We will run for layups and open threes.
7. We will share the ball.
8. We will penetrate the defense.
9. We will create good shots both inside and outside.
10. We will attack the offensive boards.

## HONORS/WATCHLISTS

### Jalil Bethea

• Jerry West Shooting Guard Presason Top 20

### Matthew Cleveland

• Julius Erving Small Forward Presason Top 20

### Nijel Pack

• Preseason All-ACC First Team

• ACC Co-Player of the Week (Nov. 11)



# THE NUMBERS

## SPECIALTY STATS

Date	Opponent	W/L	UM Big	Opp Big	Ties	Chg	UM in	Opp in	Tied	Pts Off TOs		Paint		2nd Ch		Fast Brk		Bench	
			Lead	Lead			Lead	Lead		UM	Opp	UM	Opp	UM	Opp	UM	Opp	UM	Opp
11/4	FDU	W	43 (2H)	3 (1H)	0	1	37:41	1:20	00:59	27	9	66	34	14	4	13	3	39	16
11/10	Binghamton	W	29 (2H)	6 (1H)	1	1	34:32	4:13	1:15	17	9	30	28	10	3	13	10	36	19
11/17	Coppin State																		
11/21	vs. Drake																		
11/22	vs. TBD																		
11/24	vs. TBD																		
11/30	Char. Southern																		
12/3	Arkansas																		
12/7	Clemson																		
12/10	vs. Tennessee																		
12/15	Presbyterian																		
12/21	Mount St. Mary's																		
1/1	at Boston Coll.																		
1/4	at Virginia Tech																		
1/8	Florida State																		
1/11	Wake Forest																		
1/14	at Duke																		
1/18	SMU																		
1/22	at Stanford																		
1/25	at Cal																		
1/29	Virginia																		
2/1	Notre Dame																		
2/8	at Louisville																		
2/11	Syracuse																		
2/15	at Pittsburgh																		
2/19	at Florida State																		
2/22	Virginia Tech																		
2/25	Duke																		
3/1	at North Carolina																		
3/4	at Georgia Tech																		
3/8	NC State																		

## FIRST HALF VS. SECOND HALF BREAKDOWN

Half	PTS	Opp PTS	Margin	FG%	Opp FG%	3FG%	Opp 3FG%	FT%	Opp FT%	REB	AST	TO	STL	BLK
First	21.0	30.0	+21.0	.625	.436	.476	.321	.667	.429	17.0	12.0	4.0	8.0	0.5
Second	49.5	38.0	+11.5	.540	.453	.296	.316	.920	.688	20.5	4.5	3.5	2.5	0.5
Overtime														

## WINS VS. LOSSES BREAKDOWN

	PTS	Opp PTS	Margin	FG%	Opp FG%	3FG%	Opp 3FG%	FT%	Opp FT%	REB	AST	TO	STL	BLK
Wins	100.5	68.0	+32.5	.583	.319	.375	.319	.814	.641	37.5	16.5	7.5	10.5	1.0
Losses														

## MONTH-BY-MONTH BREAKDOWN

Month	Record	PPG	Opp PPG	Margin	FG%	Opp FG%	3FG%	Opp 3FG%	RPG	APG	SPG	BPG
November	2-0	100.5	68.0	+32.5	.583	.319	.375	.319	37.5	16.5	10.5	1.0
December												
January												
February												
March												



# MIAMI HURRICANES ROSTER

## NUMERICAL ROSTER

#	NAME	POS.	HT.	WT.	CL.	HOMETOWN / HIGH SCHOOL / LAST SCHOOL
0	Matthew Cleveland	G	6-7	210	Sr.	Atlanta, Ga. / Pace Academy / Florida State
1	Lynn Kidd	C	6-10	241	Gr.	Gainesville, Fla. / IMG Academy / Virginia Tech
2	Brandon Johnson	F	6-8	223	Sr.	Raleigh, N.C. / Rolesville / East Carolina
3	Jalil Bethea	G	6-5	190	Fr.	Philadelphia, Pa. / Archbishop Wood
4	Isaiah Johnson-Arigu	F	6-7	220	Fr.	Minneapolis, Minn. / Totino-Grace
5	Jalen Blackmon	G	6-2	180	Sr.	Marion, Ind. / Marion / Stetson
8	Xander Alarie	F	6-8	195	Fr.	Potomac, Md. / St. Andrew's Episcopal School
10	Paul Djobet	G	6-7	209	So.	Lille, France / West Oaks Academy (Fla.)
11	AJ Staton-McCray	G	6-4	196	R-Jr.	Delray Beach, Fla. / West Oaks Academy (Fla.) / Samford
15	Kiree Huie	F	6-9	228	Sr.	Grayson, Ga. / Grayson / Idaho State
23	Austin Swartz	G	6-4	200	Fr.	Concord, N.C. / Cannon School
24	Nijel Pack	G	6-0	185	Gr.	Indianapolis, Ind. / Lawrence Central / Kansas State
35	Yussif Basa-Ama	F	6-9	213	Gr.	Bolgatanga, Ghana / Saint Andrew's School (Fla.) / Yale
99	Divine Ugochukwu	G	6-3	190	Fr.	Sugar Land, Texas / Clements

## ALPHABETICAL ROSTER

#	NAME	POS.	HT.	WT.	CL.	HOMETOWN / HIGH SCHOOL / LAST SCHOOL
35	Yussif Basa-Ama	F	6-9	213	Gr.	Bolgatanga, Ghana / Saint Andrew's School (Fla.) / Yale
8	Xander Alarie	F	6-8	195	Fr.	Potomac, Md. / St. Andrew's Episcopal School
5	Jalen Blackmon	G	6-2	180	Sr.	Marion, Ind. / Marion / Stetson
3	Jalil Bethea	G	6-5	190	Fr.	Philadelphia, Pa. / Archbishop Wood
0	Matthew Cleveland	G	6-7	210	Sr.	Atlanta, Ga. / Pace Academy / Florida State
10	Paul Djobet	G	6-7	209	So.	Lille, France / West Oaks Academy (Fla.)
15	Kiree Huie	F	6-9	228	Sr.	Grayson, Ga. / Grayson / Idaho State
2	Brandon Johnson	F	6-8	223	Sr.	Raleigh, N.C. / Rolesville / East Carolina
4	Isaiah Johnson-Arigu	F	6-7	220	Fr.	Minneapolis, Minn. / Totino-Grace
1	Lynn Kidd	C	6-10	241	Gr.	Gainesville, Fla. / IMG Academy / Virginia Tech
24	Nijel Pack	G	6-0	185	Gr.	Indianapolis, Ind. / Lawrence Central / Kansas State
11	AJ Staton-McCray	G	6-4	196	R-Jr.	Delray Beach, Fla. / West Oaks Academy (Fla.) / Samford
23	Austin Swartz	G	6-4	200	Fr.	Concord, N.C. / Cannon School
99	Divine Ugochukwu	G	6-3	190	Fr.	Sugar Land, Texas / Clements

## BASKETBALL STAFF

**Head Coach:** Jim Larrañaga (Providence '71, 14th season)  
**Associate Head Coach:** Bill Courtney (Bucknell '92, sixth season)  
**Assistant Coach:** DJ Irving (Boston University '14, fourth season)  
**Assistant Coach:** Kotie Kimble (Coastal Carolina '07, third season)  
**Assistant Coach / Head Video Director:** Joe Gimbel (Temple '18, fourth season)  
**Director of Basketball Operations:** Jeff Dyer (Delaware '14, eighth season, fourth as DOBO)  
**Director of Player Development:** Chris Alvarez (Northeastern '09, second season)  
**Director of Recruiting:** Pete Matthews (Robert Morris '22, first season)  
**Assistant Director of Basketball Operations:** Jacob Klee (Miami '20, second season)  
**Strength & Conditioning Coach:** Brandon Kuhn (Angelo State '06, second season)  
**Athletic Trainer:** Sam Johnson (Grand Valley State [Mich.] '14, fourth season)  
**Physical Therapist:** Tommy Otley (Asbury [Ky.] '17, third season)

## PRONUNCIATION GUIDE

NAME	FIRST	LAST
Xander Alarie	ZAN-der	AL-er-ee (like pal)
Yussif Basa-Ama	YOO-sif	BAHSH-yamma
Jalil Bethea	juh-LEEL	beth-EE-uh
Paul Djobet		joe-BAY
Joe Gimbel		GIMM-Bull
Kiree Huie	ky-REE	HUE-ee
Isaiah Johnson-Arigu		ah-REE-goo
Brandon Kuhn		KOON
Jim Larrañaga		lare-uh-NAY-guh
AJ Staton-McCray		STAY-ton
Nijel Pack	NYE-juhl (like "Nigel")	
Divine Ugochukwu		oo-go-CHOOK-woo

## CLASS BREAKDOWN

<b>Freshmen</b>	<b>5</b>
Xander Alarie	
Jalil Bethea	
Isaiah Johnson-Arigu	
Austin Swartz	
Divine Ugochukwu	
<b>Sophomore</b>	<b>1</b>
Paul Djobet	
<b>Redshirt Junior</b>	<b>1</b>
A.J. Staton-McCray	
<b>Seniors</b>	<b>4</b>
Jalen Blackmon	
Matthew Cleveland	
Kiree Huie	
Brandon Johnson	
<b>Graduate Students</b>	<b>3</b>
Yussif Basa-Ama	
Lynn Kidd	
Nijel Pack	

## GEOGRAPHIC BREAKDOWN

<b>Florida</b>	<b>2</b>
Lynn Kidd	
A.J. Staton-McCray	
<b>France</b>	<b>1</b>
Paul Djobet	
<b>Ghana</b>	<b>1</b>
Yussif Basa-Ama	
<b>Georgia</b>	<b>2</b>
Matthew Cleveland	
Kiree Huie	
<b>Indiana</b>	<b>2</b>
Jalen Blackmon	
Nijel Pack	
<b>Maryland</b>	<b>1</b>
Xander Alarie	
<b>Minnesota</b>	<b>1</b>
Isaiah Johnson-Arigu	
<b>North Carolina</b>	<b>2</b>
Brandon Johnson	
Austin Swartz	
<b>Pennsylvania</b>	<b>1</b>
Jalil Bethea	
<b>Texas</b>	<b>1</b>
Divine Ugochukwu	





## RECORD WHEN

last time it happened

Record	2024-25		Larrañaga	
	All	ACC	At UM	ACC
All games	2-0	0-0	272-166	126-115
Home	2-0	0-0	153-55	76-45
Away	0-0	0-0	71-77	50-70
Neutral	0-0	0-0	47-34	—
November	2-0	0-0	63-18	0-1
December	0-0	0-0	61-16	10-3
January	0-0	0-0	49-53	47-53
February	0-0	0-0	56-47	55-47
March	0-0	0-0	43-29	14-11
April	0-0	0-0	0-2	0-0
vs. Top-10 opponents	0-0	0-0	13-31	9-23
vs. Top-25 (includes top-10)	0-0	0-0	32-63	21-46
vs. RV opponents	0-0	0-0	20-17	11-11
vs. Teams over .500 on gameday	0-0	0-0	170-143	89-97
vs. Teams under .500 on gameday	0-0	0-0	65-17	28-15
vs. Teams at .500 on gameday	2-0	0-0	37-6	8-3
While UM in Top 10	0-0	0-0	22-11	10-7
While UM in Top 25 (includes top 10)	0-0	0-0	85-34	43-22
While UM is RV (only)	0-0	0-0	72-29	33-19
In Top-25 matchups	0-0	0-0	15-13	10-6
In Top-10 matchups	0-0	0-0	0-3	0-2
~Note: above rankings records include teams that were top-25/top-10/RV in either poll, with precedence given to the team's higher ranking				
~Note: 0-0 teams playing their first game are considered .500 on this list				
Leading at halftime	2-0	0-0	201-35	87-28
Trailing at halftime	0-0	0-0	58-119	34-79
Tied at halftime	0-0	0-0	13-13	6-8
In overtime games	0-0	0-0	12-14	8-9
Single overtime	0-0	0-0	7-13	5-8
Double overtime	0-0	0-0	3-1	2-1
Triple overtime	—	—	1-0	1-0
Leading w/2:00 left in regulation	2-0	0-0	251-19	115-14
Trailing w/2:00 left in regulation	0-0	0-0	15-142	10-95
Tied w/2:00 left in regulation	0-0	0-0	6-6	2-6
UM shoots 50% or better from field	1-0	0-0	115-14	42-9
UM shoots 40-49.9% from field	1-0	0-0	130-66	72-49
UM shoots under 40% from field	0-0	0-0	27-85	12-56
Opp. shoots 50% or better from field	0-0	0-0	27-60	17-35
Opp. shoots 40-49.9% from field	2-0	0-0	125-82	64-63
Opp. shoots under 40% from field	0-0	0-0	120-23	45-16
UM shoots 70% or better from line	2-0	0-0	183-91	90-65
UM shoots under 70% from line	0-0	0-0	89-74	36-49
UM makes more 3-point FGs	1-0	0-0	147-55	67-45
UM makes fewer 3-point FGs	0-0	0-0	96-88	47-61
3-point FGs are even	1-0	0-0	29-21	12-7
4+ Canes in double figures	2-0	0-0	152-47	69-37
3 Canes in double figures	0-0	0-0	97-66	47-41
2 or fewer Canes in double figures	0-0	0-0	23-52	10-36
Outrebounding opponent	2-0	0-0	169-44	71-30
Opponent outrebounds UM	0-0	0-0	89-120	47-83
Tied in rebounds	0-0	0-0	14-2	8-2
UM records 10 or more steals	2-0	0-0	51-20	21-16
UM records fewer than 10 steals	0-0	0-0	221-146	105-99
UM records 15 or more assists	2-0	0-0	112-18	52-16
UM records fewer than 15 assists	0-0	0-0	160-148	74-99
UM commits fewer than 15 turnovers	2-0	0-0	233-139	109-94
UM commits 15 or more turnovers	0-0	0-0	39-27	17-21
UM commits fewer turnovers than opp.	2-0	0-0	164-71	71-47
UM commits more turnovers than opp.	0-0	0-0	83-72	42-52
Tied in turnovers	0-0	0-0	25-22	13-15
Games decided by 3 points or fewer	0-0	0-0	41-34	22-26
Games decided by 4-9 points	0-0	0-0	85-56	52-42
Games decided by 10-19 points	0-0	0-0	90-51	36-32
Games decided by 20-29 points	1-0	0-0	37-21	16-12
Games decided by 30-39 points	0-0	0-0	13-4	0-3
Games decided by 40+ points	1-0	0-0	6-0	—
Playing in morning	0-0	0-0	6-1	—
Playing in afternoon (12-4:59 p.m.)	1-0	0-0	92-66	49-46
Playing in evening (5 p.m. or later)	1-0	0-0	174-99	77-69
~Note: above game times are based off local time at game location				
UM scores 49 points or fewer	0-0	0-0	2-9	1-7
UM scores 50-59 points	0-0	0-0	12-56	6-37
UM scores 60-69 points	0-0	0-0	58-50	30-29
UM scores 70-79 points	0-0	0-0	105-41	50-34
UM scores 80-89 points	1-0	0-0	65-9	28-7
UM scores 90-99 points	0-0	0-0	25-1	10-1
UM scores 100 or more points	1-0	0-0	5-0	1-0
Opponent scores 39 points or fewer	0-0	0-0	2-0	—
Opponent scores 40-49 points	0-0	0-0	31-2	15-2
Opponent scores 50-59 points	0-0	0-0	74-12	26-9
Opponent scores 60-69 points	1-0	0-0	80-42	39-28
Opponent scores 70-79 points	1-0	0-0	62-58	33-37
Opponent scores 80-89 points	0-0	0-0	20-40	12-32
Opponent scores 90-99 points	0-0	0-0	2-11	1-6
Opponent scores 100 or more points	0-0	0-0	1-1	0-1

## TEAM

### Team Scored 100+ Points

**Miami** ..... 113, vs. FDU, 11/4/24  
**Opp.** ..... 105, vs. Cornell, 12/7/22

### Team Scored 90-99 Points

**Miami** ..... 95, vs. Clemson, 1/3/24  
**Opp.** ..... 90, vs. Colorado, NABC Brooklyn Showcase, 12/10/23

### Team Scored 50 Points in a Half

**Miami** ..... 57, second half, vs. FDU, 11/4/24  
**Opp.** ..... 53, second half, vs. Colorado, NABC Brooklyn Showcase, 12/10/23

### Team Shot 50 Percent in Both Halves

**Miami** ..... 706 (24-34) / .629 (22-35), vs. FDU, 11/4/24  
**Opp.** ..... .531 (17-32) / .667 (20-30), at #12 Kentucky, ACC/SEC Challenge, 11/28/23

### Team Shot 60 Percent in a Half

**Miami** ..... .629 (22-35), second half, vs. FDU, 11/4/24  
**Opp.** ..... .600 (15-25), vs. Duke, 2/21/24

### Team Shot 60 Percent in Both Halves

**Miami** ..... 706 (24-34) / .629 (22-35), vs. FDU, 11/4/24  
**Opp.** ..... .640 (16-25) / .615 (16-26), vs. Villanova in NCAA Tournament, 3/24/16

### Team Shot 70 Percent in a Half

**Miami** ..... 706 (24-34), first half, vs. FDU, 11/4/24  
**Opp.** ..... 700 (21-30), second half, vs. Colorado, NABC Brooklyn Showcase, 12/10/23

### Team Shot 60 Percent in a Game

**Miami** ..... .667 (46-69), vs. FDU, 11/4/24  
**Opp.** ..... .600 (30-50), vs. Maryland in Naimsmith HOF Tip-Off Tournament, 11/20/22

### Team Shot Under 30 Percent in a Game

**Miami** ..... .286 (14-49), at Virginia (2/5/24)  
**Opp.** ..... .298 (17-57), at Louisville, 12/4/12

### Team Shot 60 Percent on 3-Pointers in a Game

**Miami** ..... .619 (13-21), vs. FIU, 11/13/23  
**Opp.** ..... .600 (12-20), vs. Florida State, 1/27/19

### Team Won by 50+ Points

**Miami** ..... 50, vs. Nova Southeastern (108-58), 11/16/09  
**Opp.** ..... 53, vs. Notre Dame (126-73), 2/22/86

### Team won by 40-49 Points

**Miami** ..... 41, vs. FDU (113-72), 11/4/24  
**Opp.** ..... 41, at North Carolina (105-64), 1/31/07

### Team Won by 30-39 Points

**Miami** ..... 38, vs. Stonehill, 12/21/23  
**Opp.** ..... 32, vs. Alabama in ESPN Events Invitational (96-64), 11/28/21

### Overtime

Miami won in overtime ..... 71-69 (OT), vs. Boston College in ACC Tournament, 3/10/22  
Miami lost in overtime ..... 86-82 (OT), at Wake Forest, 1/6/24

### Rankings

Miami defeated a ranked opponent ..... 95-82, vs. No. 16 Clemson, 1/3/24  
Miami lost to a ranked opponent ..... 75-71, at No. 10/9 North Carolina, 2/26/24  
Miami defeated a top-10 opponent ..... 88-81, vs. No. 5/7 Texas in NCAA Tournament, 3/26/23  
Miami lost to a top-10 opponent ..... 75-71, at No. 10/9 North Carolina, 2/26/24  
Miami defeated a top-five opponent ..... 88-81, vs. No. 5/7 Texas in NCAA Tournament, 3/26/23  
Miami lost to a top-five opponent ..... 75-72, vs. No. 3 North Carolina, 2/10/24

### Comebacks

Miami won when down 10+ points ..... 82-74 (down 10), vs. Virginia Tech, 2/3/24  
Miami lost when up 10+ points ..... 67-57 (up 10), vs. Boston College, 3/6/24  
Miami won when down 15+ points ..... 80-73 (down 16), vs. NC State, 12/10/22  
Miami lost when up 15+ points ..... 85-84 (up 25), vs. Florida State, 2/25/23  
Miami won when down 20+ points ..... 58-54 (down 20), vs. Purdue, 12/8/20  
Miami lost when up 20+ points ..... 85-84 (up 25), vs. Florida State, 2/25/23  
Miami lost when up 25+ points ..... 85-84 (up 25), vs. Florida State, 2/25/23  
Miami won when down at halftime ..... 82-74 (down 9), vs. Virginia Tech, 2/3/24  
Miami lost when up at halftime ..... 67-57 (up 4), vs. Boston College, 3/6/24  
Miami won when down 10+ at halftime ..... 75-72 (down 11), at Syracuse, 3/5/22  
Miami lost when up 10+ at halftime ..... 85-84 (up 23), vs. Florida State, 2/25/23  
Miami won when down 15+ at halftime ..... 58-54 (down 18), vs. Purdue, 12/8/20  
Miami lost when up 15+ at halftime ..... 85-84 (up 23), vs. Florida State, 2/25/23  
Miami lost when up 20+ at halftime ..... 85-84 (up 23), vs. Florida State, 2/25/23



## INDIVIDUAL

### Player Scored 40+ Points

**Miami** ..... Darius Rice (43), vs. Connecticut, 1/20/03  
**Opp.** ..... RJ Davis (42), at North Carolina, 2/26/24

### Player Scored 35+ Points

**Miami** ..... Isaiah Wong (36), vs. Cornell, 12/7/22  
**Opp.** ..... Xavier Rathan-Mayes (35), vs. Florida State, 2/25/15

### Player Scored 30+ Points

**Miami** ..... Norchad Omier (33), at Notre Dame, 1/24/24  
**Opp.** ..... Quinten Post (30), vs. Boston College, 3/12/24

### Two Players (not 2+) Scored 20 Points

**Miami** ..... Lynn Kidd (24), Nijel Pack (21), vs. FDU, 11/4/24  
**Opp.** ..... Mason Madsen (25), Quinten Post (23), at Boston College, 2/17/24

### Three Players Scored 20+ Points

**Miami** ..... Nijel Pack (25), Norchad Omier (23), Matthew Cleveland (23), vs. Clemson, 1/3/24  
**Opp.** ..... Joseph Girard III (26), Jesse Edwards (22), Cole Swider (20), vs. Syracuse, 1/5/22

### Player Scored 20+ Points in a Half

**Miami** ..... Nijel Pack (23), second half, at NC State, 1/30/24  
**Opp.** ..... Josh Cohen (20), second half, vs. St. Francis (PA), 12/17/22

### Five (not 5+) Players Scored in Double Figures

**Miami** ..... George (16), Omier (16), Cleveland (15), Pack (14), Joseph (14), vs. Virginia Tech, 2/3/24  
**Opp.** ..... Roach (16), Filipowski (15), Mitchell (15), Proctor (12), Foster (11), vs. Duke, 2/21/24

### Six (not 6+) Players Scored in Double Figures

**Miami** ..... Wong (22), Poplar (20), Joseph (14), Omier (14), Anthony Walker (10), vs. St. Francis (PA), 12/17/22  
**Opp.** ..... da Silva (22), Simpson (20), O'Brien (13), Hadley (11), Hammond (11), Lampkin (11), vs. Colorado, 12/10/23

### Seven+ Players Scored in Double Figures

**Miami** ..... McClellan (18), Newton (15), Palmer (14), Izundu (11), Rodriguez (11), Cruz Uceda (10),  
 ..... Lawrence II (10), vs. Mississippi State, 11/19/15

### Player Grabbed 15+ Rebounds

**Miami** ..... Norchad Omier (17), at Florida State, 3/9/24  
**Opp.** ..... Jabari Smith (15), vs. Auburn in NCAA Tournament, 3/20/22

### Player Grabbed 20+ Rebounds

**Miami** ..... Reggie Johnson (20), vs. Florida Atlantic, 3/16/11  
**Opp.** ..... Kelly Wise (21), vs. Memphis, 12/21/00

### Two Players Grabbed 10+ Rebounds

**Miami** ..... Matthew Cleveland (10) & Norchad Omier (10), vs. North Florida, 12/29/23  
**Opp.** ..... Armando Bacot (12) & Harrison Ingram (10), at North Carolina, 2/26/24

### Three Players Grabbed 10+ Rebounds

**Miami** ..... Mark Richardson (11), Eric Brown (10), Joe Wylie (10) vs. FIU, 3/6/89  
**Opp.** ..... Matt Harpring (12), Dion Glover (10), Michael Maddox (10), Georgia Tech, 12/27/97

### Player Had 10+ Assists

**Miami** ..... Bensley Joseph (10), vs. North Florida, 12/29/23  
**Opp.** ..... Judah Mintz (13), at Syracuse, 1/20/24

### Player Had 10+ Blocks

**Miami** ..... Anthony King (10), vs. Florida Atlantic, 11/29/04  
**Opp.** ..... Jarvis Varnado (10), Mississippi State, 12/13/07

### Player Had 5+ Blocks

**Miami** ..... Tonye Jekiri (5), vs. Northeastern, 11/27/15  
**Opp.** ..... Trayce Jackson-Davis (5), vs. Indiana in NCAA Tournament, 3/19/23

### Player Had 5+ Steals

**Miami** ..... Bensley Joseph (5), vs. UCF, 11/10/23  
**Opp.** ..... Harrison Ingram (5), at North Carolina, 2/26/24

### Player Had a Double-Double

**Miami** ..... Norchad Omier (18 pts, 13 reb), vs. Boston College, 3/12/24  
**Opp.** ..... Quinten Post (30 pts, 13 reb), vs. Boston College, 3/12/24

### Player Had a Triple-Double

**Miami** ..... Bruce Brown, Jr. (10 pts, 11 reb, 10 ast), vs. Gardner-Webb, 11/10/17  
**Opp.** ..... Brendan Haywood (18 pts, 14 reb, 10 blk), North Carolina, 12/4/00

### Two Players Had Double-Doubles

**Miami** ..... Norchad Omier (20 pts, 11 reb) & Wooga Poplar (13 pts, 10 reb), vs. North Carolina, 2/10/24  
**Opp.** ..... Maliq Brown (10 pts, 11 reb) & Judah Mintz (10 pts, 13 ast), at Syracuse, 1/20/24

### Three Players Had Double-Doubles

**Miami** ..... Cleveland (15 pts, 10 reb), Joseph (11 pts, 10 ast) & Omier (27 pts, 10 reb), vs. North Florida, 12/29/23

### Hit Last-Second Shot to Win

**Miami** ..... Jordan Miller, vs. Boston College, fast-break layup at the buzzer off a 50-foot pass, 71-69 (OT), 3/10/22  
**Opp.** ..... Quadir Copeland, 3-pointer at the buzzer, 72-69, at Syracuse, 1/20/24

## MIAMI FRESHMAN

### Scored 30 Points:

Bruce Brown Jr. (30), vs. North Carolina, 1/28/17

### Scored 20+ Points:

Kyshawn George (21), at Wake Forest, 1/6/24

### Perfect from Field (5+ att):

Reggie Johnson (RS), 8-of-8, vs. Wake Forest, 3/11/10

### Perfect from 3-Pt (3+ att):

Anthony Lawrence II, 4-of-4, vs. Notre Dame, 2/3/16

### Perfect from FT Line (5+ att):

Isaiah Wong, 14-of-14, at Virginia Tech, 2/19/20

### 10+ Rebounds:

Isaiah Wong, 12, at Virginia Tech, 2/19/20

### 10+ Assists:

Bruce Brown, Jr., 10, vs. South Carolina State, 12/6/16

### 5-9 Assists:

Kyshawn George, 6, vs. Georgia Tech, 2/24/24

### 5+ Steals:

Earl Timberlake, 5, vs. North Carolina, 1/5/21

### 4+ Blocks:

Raphael Akpejori, 4, vs. McNeese State, 11/24/10

### Double-Double:

Isaiah Wong (27 pts, 12 reb), at Virginia Tech, 2/19/20

### Triple-Double:

Bruce Brown Jr. (11 pts, 11 reb, 10 ast), vs. South Carolina St., 12/6/16



# HEAD COACH JIM LARRAÑAGA

14TH SEASON AT MIAMI | 41ST SEASON OVERALL | PROVIDENCE, 1971

Career Record: 742-500 | UM Record: 272-166 | ACC Record: 126-115

## LARRAÑAGA'S CAREER RECORDS

School	Years	Overall	Conf.
American International	1977-79 (2)	27-26	n/a
Bowling Green	1986-97 (11)	170-144	101-85
George Mason	1997-2011 (14)	273-164	165-79
Miami	2011-pres. (12)	272-166	126-115
Overall	40	742-500	392-279

## LARRAÑAGA'S CAREER

1971-76	Davidson Assistant Coach
1976-77	Geronemo BC Player/Coach
1977-79	American Int'l Head Coach
1979-86	Virginia Assistant Coach
1986-97	Bowling Green Head Coach
1997-2011	George Mason Head Coach
2011-pres.	Miami Head Coach

## EDUCATION

Archbishop Molloy High School, 1967  
Providence, 1971 (B.A. Economics)

## NCAA APPEARANCES

1999 - George Mason - First Round  
 2001 - George Mason - First Round  
 2006 - George Mason - Final Four  
 2008 - George Mason - First Round  
 2011 - George Mason - Second Round  
 2013 - Miami - Sweet 16  
 2016 - Miami - Sweet 16  
 2017 - Miami - First Round  
 2018 - Miami - First Round  
 2022 - Miami - Elite Eight  
 2023 - Miami - Final Four

## NIT APPEARANCES

1990 - Bowling Green - First Round  
 1991 - Bowling Green - First Round  
 1997 - Bowling Green - First Round  
 2002 - George Mason - Opening Round  
 2004 - George Mason - Round of 16  
 2009 - George Mason - First Round  
 2012 - Miami - Round of 16  
 2015 - Miami - Final

## CIT APPEARANCES

2010 - George Mason - First Round

## PLAYING CAREER

Archbishop Molloy High School, 1963-67  
 Providence College, 1968-71  
 1971 NBA Draft sixth-round pick (Detroit)  
 Geronemo BC (Belgium), 1976-77

## NATIONAL COACHING HONORS

Associated Press - 2013  
 Naismith - 2013  
 Rupp - 2013  
 USBWA Henry Iba - 2013  
 Clair Bee - 2006

## REGION COACHING HONORS

USBWA District IV - 2016, 2013 (2x)  
 NABC All-District II - 2013

## CONFERENCE COACHING HONORS

ACC - 2016, 2013 (2x)  
 CAA - 2011, 1999 (2x)  
 MAC - 1997

## TEAM SUCCESS

19 postseason appearances (seven at Miami)  
 10 NCAA Tournament berths (five at Miami)  
 Eight NIT appearances (two at Miami)  
 Seven 25-win seasons (five at Miami)  
 14 20-win campaigns (eight at Miami)  
 23 10-win conference seasons (seven at Miami)  
 Seven conference regular season titles (two at Miami)  
 Four conference tournament titles (one at Miami)

In his 13 seasons at the University of Miami, head coach Jim Larrañaga has led the Hurricanes to six NCAA Tournament appearances, including four trips to the Sweet 16. He has guided the Hurricanes to their first Elite Eight (2022), first Final Four (2023), first ACC Tournament title (2013) and first two ACC regular season crowns (2013 and 2023).

Larrañaga has been named the Associated Press, Naismith, USBWA and Henry Iba National Coach of the Year, twice was both the ACC and USBWA District Coach of the Year and was the 2013 NABC District Coach of the Year.

The winningest coach in program history, Larrañaga has posted five 25-win seasons at UM – the only Miami coach to do so even once – and seven in his career. He also has recorded eight 20-win campaigns at Miami and 14 in his career.

In conference action, the Hurricanes have won nine or more league games in eight of 13 seasons, while prior to Larrañaga's arrival, Miami had never won more than eight ACC games in a season.

Larrañaga has helped the Hurricanes to 30 postseason victories, including 11 in the NCAA Tournament (six appearances), 13 in the ACC Tournament (13) and five in the NIT (two). He ranks top-30 all-time among Division I coaches with 740 victories, including seventh among active coaches.

During his time at Miami, Larrañaga has coached eight NBA Draft picks, two All-Americans and 22 All-ACC honorees.

In 2023, Larrañaga was both inducted into the UM Sports Hall of Fame & Museum and named a Naismith Memorial Basketball Hall of Fame first-time nominee.

Miami has seen unprecedented fan interest in the program under Larrañaga. In 2017-18, for the third straight season, the Hurricanes sold out their season-ticket allotment at the Watsco Center. The 2015-16 campaign marked the first time in UM history that any team sold out of season tickets. Across 2021-22 and 2022-23, Miami recorded four of the five highest single-game student attendance marks in program history.

## MIAMI

During the 2023-24 season, the Hurricanes posted a 15-17 overall record and a 6-14 mark in ACC play. Under Larrañaga's tutelage, fourth-year junior Norchad Omier earned his second consecutive All-ACC Second Team honor and was named the 2024 Skip Prosser Award recipient, honoring the league's top men's basketball scholar-athlete.

Freshman Kyshawn George was selected 24th overall in the 2024 NBA Draft by the New York Knicks, becoming the 26th player drafted into the NBA in program history. Miami is one of 12 schools with three or more draft picks in the last two years.

In 2022-23, Larrañaga guided Miami to its best year ever. The Hurricanes finished 29-8 (15-5 ACC), shared the ACC regular season title and earned their first Final Four appearance. Miami set or tied program records for overall, ACC, regular season (24), home (16), top-25 (seven), top-10 (three) and top-five (two) victories. The team ended the year third in the USA TODAY Coaches Poll, good for its best finish ever.

Seeded No. 5 in the Midwest Region, the Hurricanes knocked off top-seeded and No. 2/1-ranked Houston, 89-75, and second-seeded and No. 5/7-ranked Texas, 88-81, in a three-day span in Kansas City, Mo., to clinch their Final Four bid. They also knocked off seven teams with a combined 23 NCAA titles (including one vacated) during the 2022-23 campaign, including an eight-point road victory at North Carolina, a 22-point home win over Duke and a 16-point triumph over Indiana in the NCAA Tournament. The team lost by more than seven points just twice all year.

Larrañaga earned multiple significant achievements during the historic season. First, on Nov. 19, 2022, he led Miami to a 74-64 victory over his alma mater, Providence, in Uncasville, Conn., to become just the 35th coach with DI experience to reach 700 wins, including only the fourth to do so while in the ACC. On Dec., 21, 2022, he was named a Naismith Memorial Basketball Hall of Fame first-time nominee. Following the season, on May 4, 2023, he was inducted into the UM Sports Hall of Fame & Museum.

Numerous Hurricanes claimed major awards during the season, as well. Isaiah Wong became Miami's second ACC Player of the Year and sixth All-America, garnering NABC third-team distinction. He was also a finalist for the John R. Wooden Award and the Jerry West Award, among many other accomplishments. Jordan Miller received Second Team All-ACC status, while Norchad Omier picked up third-team plaudits. Nijel Pack won NCAA Tournament Midwest Region Most Outstanding Player honors, while Miller and Wong both tallied All-Tournament Team status.

The 2022-23 success followed another tremendous season the year before, as Miami, picked No. 12 in the ACC preseason poll, went 26-11 (14-6 ACC). Seeded No. 10 in the Midwest Region, the Hurricanes rattled off three straight victories to make the Elite Eight for the first time, including throttling second-seeded and No. 8/7 ranked-Auburn, 79-61, in the Round of 32, en route to finishing co-No. 16 in the USA TODAY Coaches Poll.

Larrañaga set the program record with his 221st victory at The U on March 2, 2022, at Boston College, just weeks after a Feb. 9, 2022, triumph over Georgia Tech made him the first coach in NCAA history with 100 league wins at three DI schools and/or in three DI conferences. Kameron McGusty turned in one of the best years in program history, claiming First Team All-ACC, NABC First Team All-District 2, ACC All-Tournament First Team, NCAA Tournament All-Midwest Region and Senior CLASS Award finalist accolades.

In 2017-18, Miami played in its fourth NCAA Tournament in a six-year span, claiming the No. 6 seed in the South Region. The Hurricanes tied for third in the ACC and finished the season with a 22-10 mark, including an 11-7 record in conference play. The Hurricanes were nationally ranked for 15 weeks, reaching as high as No. 6 in the polls.

Freshman Lonnie Walker IV was named Honorable Mention All-ACC, becoming the first freshman all-conference honoree in program history. He also was named to the ACC All-Freshman Team. Miami earned road wins over then-No. 12 Minnesota and then-No. 9 North Carolina, the fourth straight year and the sixth time in Larrañaga's first seven seasons that Miami defeated two or more top-15 teams.

In 2016-17, Miami went 21-12 overall and claimed the No. 8 seed in the Midwest Region. It defeated three ranked teams, including two in the top 10. Davon Reed won the Skip Prosser Award and Larrañaga registered his 600th all-time win with a 72-46 triumph at Pittsburgh on Jan. 14, 2017.

The 2015-16 Hurricanes played their way into the NCAA Tournament's Sweet 16 for the second time in four seasons, and just the third time in school history.

In 2012-13, Larrañaga helped Miami to a No. 2 national ranking by both the AP and USA TODAY and a No. 2 seed in the NCAA





tournament. At the time, he was the 10th coach in the last 10 years to lead two top-10 programs, as Miami was No. 2 on Feb. 18, 2013, and George Mason was No. 8 in the final Top 25 poll in 2006.

Individually, Shane Larkin earned the ACC Player of the Year and Lute Olson National Player of the Year awards, as well as All-American status and finalist nods for the Bob Cousy, John Wooden and James Naismith player of the year honors before declaring early for the 2013 NBA Draft. Larkin was also the ACC Tournament MVP, on the ACC All-Defensive Team and a Defensive All-American. Durand Scott was the ACC Defensive Player of the Year.

#### GEORGE MASON

Larrañaga came to Miami after serving as the head coach at George Mason for 14 seasons. He guided the program to five NCAA Tournament appearances (1999, 2001, 2006, 2008, 2011), including an unprecedented run to the 2006 Final Four that captured the nation's attention, as the Patriots defeated Michigan State, North Carolina, Wichita State and Connecticut along the way. Following that run, Larrañaga was selected the 2006 Clair Bee National Coach of the Year.

Larrañaga built the George Mason program into a perennial contender in the highly-regarded Colonial Athletic Association, winning more games than any other coach in program and conference history (273) en route to three conference titles (1999, 2001, 2008).

In 2006, Larrañaga became the first coach at a mid-major school to take his team to the Final Four in 27 years and earned the CAA's first NCAA tournament at-large berth in 20 years. Along the way, he led Mason to a school record in wins, its first-ever national ranking, its first-ever appearance in the Top 10 and its first wins over Top 10 teams.

#### BOWLING GREEN

Larrañaga served as the head coach at Bowling Green for 11 seasons (1986-1997) and at Division II American International for two seasons (1977-79).

At Bowling Green, he made an immediate impact in his first season. In 1986-87, the Falcons were the nation's most improved team under a first-year head coach that took over a program with a losing record, posting a 15-14 record for an eight-game improvement over the previous season. Larrañaga went on to record a 170-144 mark in 11 years at Bowling Green, earning 1997 Mid-American Conference Coach of the Year honors after leading Bowling Green to a 22-10 record, a conference regular season co-championship and a berth in the NIT. The 22 victories were the most by a Bowling Green team in 47 years and the 13 conference wins were the second-highest total in BGSU history.

Larrañaga's 170 victories at Bowling Green ranked second all-time on the Falcons' coaching list and he was only the second coach to record consecutive postseason appearances. Larrañaga led his squad to NIT berths in 1990 (18-11) and in 1991 (17-13), the first time the Falcons enjoyed back-to-back postseason appearances since the early '60s. Bowling Green won better than 60 percent of its games in Larrañaga's last four years (70-44). The Falcons finished fourth or better in the MAC in five of Larrañaga's 11 seasons and he is among the winningest coaches in MAC history.

#### AMERICAN INTERNATIONAL

Larrañaga earned his first head coaching position in 1977 when he was named to the post at American International, a Division II program in Springfield, Mass. Taking over a team that had suffered through five consecutive losing seasons prior to his arrival, Larrañaga turned AIC into a winning program in his first year and compiled a 28-25 mark in two seasons.

Larrañaga's first coaching opportunity came at Davidson College from 1971-76, serving as an assistant coach to Terry Holland. Davidson captured three Southern Conference regular-season championships and an NIT berth in his five years there, and he compiled a 47-12 record doubling as the freshman team coach. In 1976, he left Davidson and spent one season as player-coach for the Geronimo Basketball Club in Belgium.

After his two-year stint at American International, Larrañaga was reunited with Holland at the University of Virginia in April 1979. An assistant coach under Holland at UVA for seven seasons from 1979-86, he helped the Cavaliers reach the NCAA Final Four on two occasions (1981 and 1984), finish in the top five of the AP and UPI polls and average more than 24 victories per season. The Cavaliers were 169-62, won three regular-season Atlantic Coast Conference championships and made four NCAA Tournament appearances in that span. Virginia also made a pair of NIT appearances, winning the NIT Championship in 1980. Larrañaga was on the staff during the careers of three-time National Player of the Year Ralph Sampson and NBA first-round draft choice Olden Polynice.

A 1971 graduate of Providence College with a degree in economics, Larrañaga was a four-year letterman for the Friars. As the team captain in his senior season, he led Providence to a 20-8 record and an NIT appearance. He graduated as the school's fifth all-time leading scorer with 1,258 points and was selected in the sixth round of the draft by the Detroit Pistons of the National Basketball Association. He was the team's top scorer as a sophomore and junior and was named New England's Division I Sophomore of the Year in 1969. He was inducted into the Providence College Hall of Fame in 1991.

Larrañaga and his wife, Liz, have two sons and four grandchildren. Their son, Jay, played for his father at Bowling Green, was the head coach of the NBDL's Erie Bayhawks and is now an assistant coach with the Los Angeles Clippers. Jon was a member of his father's George Mason teams from 1999-2003, earning first team Academic All-America honors for NCAA Division I-AAA schools.

### LARRAÑAGA YEAR-BY-YEAR

Year	School	Overall W-L	Conf. W-L	Finish	Post-Season
1977-78	American Int'l	14-13			
1978-79	American Int'l	13-13			
1986-87	Bowling Green	15-14	10-6	3	
1987-88	Bowling Green	12-16	7-9	t-5	
1988-89	Bowling Green	13-15	6-10	t-6	
1989-90	Bowling Green	18-11	9-7	t-3	NIT 0-1
1990-91	Bowling Green	17-13	9-7	t-4	NIT 0-1
1991-92	Bowling Green	14-15	8-8	5	
1992-93	Bowling Green	11-16	8-10	t-6	
1993-94	Bowling Green	18-10	12-6	t-2	
1994-95	Bowling Green	16-11	10-8	t-5	
1995-96	Bowling Green	14-13	9-9	t-6	
1996-97	Bowling Green	22-10	13-5	t-1	NIT 0-1
1997-98	George Mason	9-18	6-10	6	
1998-99	George Mason	19-11	13-3	1	NCAA 0-1
1999-2000	George Mason	19-11	12-4	t-1	
2000-01	George Mason	18-12	11-5	3	NCAA 0-1
2001-02	George Mason	19-10	13-5	2	NIT 0-1
2002-03	George Mason	16-12	11-7	4	
2003-04	George Mason	23-10	12-6	3	NIT 2-1
2004-05	George Mason	16-13	10-8	6	
2005-06	George Mason	27-8	15-3	t-1	NCAA 4-1
2006-07	George Mason	18-15	9-9	5	
2007-08	George Mason	23-11	12-6	2	NCAA 0-1
2008-09	George Mason	22-11	13-5	2	NIT 0-1
2009-10	George Mason	17-15	12-6	4	CIT 0-1
2010-11	George Mason	27-7	16-2	1	NCAA 1-1
2011-12	Miami	20-13	9-7	t-4	NIT 1-1
2012-13	Miami	29-7	15-3	1	NCAA 2-1
2013-14	Miami	17-16	7-11	10	
2014-15	Miami	25-13	10-8	t-6	NIT 4-1
2015-16	Miami	27-8	13-5	t-2	NCAA 2-1
2016-17	Miami	21-12	10-8	t-7	NCAA 0-1
2017-18	Miami	22-10	11-7	t-3	NCAA 0-1
2018-19	Miami	14-18	5-13	t-11	
2019-20	Miami	15-16	7-13	t-10	n/a (COVID)
2020-21	Miami	10-17	4-15	13	
2021-22	Miami	26-11	14-6	4	NCAA 3-1
2022-23	Miami	29-8	15-5	t-1	NCAA 4-1
2023-24	Miami	15-17	6-14	-	-
2024-25	Miami	2-0	-	-	-
Overall		742-500	392-279		23-20 total 16-11 NCAA

### STUDENT-ATHLETE HONORS

#### AT MIAMI

- Once NCAA Tournament All-Region MOP
- One ACC Defensive Player of the Year
- One ACC Skip Prosser Award winner (ACC scholar-athlete of the year)
- One ACC Tournament MVP
- Two All-Americans
- Two ACC Players of the Year
- Two ACC All-Rookie Team members
- Three USBWA All-District IV selections
- Four NCAA Tourn. All-Region Team selections
- Five Senior CLASS Award candidates
- Six Preseason All-ACC honorees
- Seven NABC All-District 2 choices
- Seven ACC-All-Defensive Team members
- Eight ACC Rookie of the Week selections
- Eight NBA players (five drafted)
- 10 ACC All-Tournament team honorees
- 10 NABC Honors Court designees
- 12 ACC Player of the Week choices
- 15 All-ACC Academic Team selections
- 24 All-ACC honorees

#### PRIOR TO MIAMI

- Two All-Americans
- Two MAC Freshman of the Year designees
- Three Dean Ehlers Award winners
- Four MAC All-Freshman Team selections
- Eight CAA All-Rookie Team honorees
- Nine CAA All-Defensive Team picks
- 12 All-MAC honorees
- 28 All-CAA selections

### NBA PLAYERS/DRAFTEES COACHED

Name	School
Lance Blanks	Virginia
Frank Booker	Bowling Green
Bruce Brown Jr.	Miami
Rick Carlisle	Virginia
Antonio Daniels	Bowling Green
Kyshawn George	Miami
Dewan Hernandez	Miami
DeQuan Jones	Miami
Jeff Jones	Virginia
Andrew Kennedy	Virginia
Jeff Lamp	Virginia
Shane Larkin	Miami
Lewis Latimore	Virginia
Sheldon Mac	Miami
Trey McKinney Jones	Miami
Jordan Miller	Miami
Jason Miskiri	George Mason
Olden Polynice	Virginia
Lee Raker	Virginia
Davon Reed	Miami
Ralph Sampson	Virginia
Tom Sheehy	Virginia
Clinton Venable	Bowling Green
Lonnie Walker IV	Miami
Othell Wilson	Virginia
Isaiah Wong	Miami





G • Matthew Cleveland  
Sr. • 6-7 • Atlanta, Ga.

- Recorded his first double-digit rebounding game of the season against Binghamton (11)
- Went 4-for-4 in dunks in the season opener against FDU (11/4)
- Julius Erving Small Forward of the Year Preseason Watch List Top-20
- The **ONLY** ACC guard in 2023-24 to average 13.0+ points and 6.0+ rebounds per game (min. played 50% of games)
- Scored 10-plus points in 22 games and recorded six double-doubles last year
- Eclipsed the 20-point mark five times in 2023-24
- 2021 ACC Sixth Man of the Year and 2021 All-ACC Academic Team
- Listed as a top-30 prospect by all major outlets coming out of high school, finishing as a five-star recruit in the 247Sports Composite, placing No. 25 overall

0

## PLAYER HIGHS

### Minutes

24-25 ..20, 2x, last vs. Binghamton (11/10/24)  
Career.....43, at Wake Forest (1/6/24)

### Points

24-25 ..9, 2x, last vs. Binghamton (11/10/24)  
Career.....23, 3x, last vs. Clemson (1/3/24)

### Field Goals Made

24-25 .....4, vs. FDU (11/4/24)  
Career.....9, 3x, last vs. Clemson (1/3/24)

### Field Goals Attempted

24-25 .....7, vs. Binghamton (11/10/24)  
Career.....19, vs. Syracuse (2/8/23)

### 3-Point Field Goals Made

24-25 .....3, 4x, last vs. Clemson (1/3/24)  
Career.....3, 4x, last vs. Clemson (1/3/24)

### 3-Point Field Goals Attempted

23-24 ..1, 2x, last vs. Binghamton (11/10/24)  
Career.....9, vs. Clemson (1/28/23)

### Free Throws Made

24-25 .....3, vs. Binghamton (11/10/24)  
Career.....10, at Duke (12/31/22)

### Free Throws Attempted

24-25 .....6, vs. Binghamton (11/10/24)  
Career.....11, at Wake Forest (1/4/22)

### Rebounds

24-25 .....11, vs. Binghamton (11/10/24)  
Career.....16, at Notre Dame (1/17/23)

### Assists

24-25 .....2, vs. Binghamton (11/10/24)  
Career.....5, at Notre Dame (1/17/23)

### Blocks

24-25 .....3, 2x, last at Notre Dame (1/17/23)  
Career.....3, 2x, last at Notre Dame (1/17/23)

### Steals

24-25 ..1, 2x, last vs. Binghamton (11/10/24)  
Career.....4, 2x, last vs. LIU (12/6/23)

### Double-Doubles

24-25 .....19, last at N. Carolina (2/26/24)  
Career.....19, last at N. Carolina (2/26/24)

### Double-Digit Game

24-25 .....57, last vs. Boston Coll (3/12/24)  
Career.....57, last vs. Boston Coll (3/12/24)

## 2024-25 game-by-game

Opponent	Date	GS	MIN	Total		3-Pointers		Free throws		Rebounds								PTS	AVG
				FG-FGA	PCT	3FG-3FGA	PCT	FT-FTA	PCT	OFF	DEF	TOT	AVG	PF	A	TO	BLK	STL	
FDU	11/04/2024		20:24	4-5	.800	0-1	.000	1-1	1.000	0	0	0	0.0	2	1	1	0	1	9
Binghamton	11/10/2024		20:27	3-7	.429	0-1	.000	3-6	.500	2	9	11	5.5	0	2	0	0	1	9
Totals		0	40:51	7-12	.583	0-2	.000	4-7	.571	2	9	11	5.5	2	3	1	0	2	18

## CAREER STATS

				Field Goals		3-Point		F-Throws		Rebounds										Scoring	
SEASON	TEAM	GP-GS	MIN/AVG	FG-FGA	FG%	3FG-3FGA	3FG%	FT-FTA	FT%	OFF	DEF	TOT	AVG	PF-FO	A	TO	BLK	STL	PTS	AVG	
2021-22	FSU	29-8	759/26.2	133-294	.452	6-34	.176	61-110	.555	43	89	132	4.6	59-0	35	38	14	20	333	11.5	
2022-23	FSU	30-30	1009/33.6	157-353	.445	21-60	.350	80-116	.690	42	181	223	7.4	56-3	53	66	24	25	415	13.8	
2023-24	UM	29-29	963/33.2	154-315	.489	30-84	.357	58-73	.795	50	127	177	6.1	37-0	48	55	11	39	396	13.7	
2024-25	UM	2-0	41/20.4	7-12	.583	0-2	.000	4-7	.571	2	9	11	5.5	2-0	3	1	0	2	18	9.0	
TOTAL FOR UM		31-29	1004/32.4	161-327	.492	30-86	.349	62-80	.775	52	136	188	6.1	39-0	51	56	11	41	414	13.4	
TOTAL		90-67	2772/30.8	451-974	.463	57-180	.317	203-306	.663	137	406	543	6.0	154-3	139	160	49	86	1162	12.9	



C • Lynn Kidd

Gr. • 6-10 • Gainesville, Fla.

- Recorded his first 20-point game (24) as a Hurricane against FDU (11/4)
- Led the ACC and ranked third nationally in field-goal percentage at 66.8 percent (177-265) in 2023-24
- ACC's leader in points per game improvement from last season to this season (+8.2)
- Had five games of 20 or more points and 24 games of 10 or more points
- Shot 84.2 percent from the foul line, which ranked seventh in the ACC
- Started 38 of 77 games played at Virginia Tech
- Spent one season at Clemson before transferring to Virginia Tech for three years

1

## PLAYER HIGHS

### Minutes

24-25 .. 25, 2x, last vs. Binghamton (11/10/24)  
Career...29, 5x, last vs. Florida St. (2/13/24)

### Points

24-25 ..... 24, vs. FDU (11/4/24)  
Career..... 31, vs. American (12/21/23)

### Field Goals Made

24-25 ..... 10, vs. FDU (11/4/24)  
Career..... 14, vs. American (12/21/23)

### Field Goals Attempted

24-25 .....11, vs. FDU (11/4/24)  
Career.. 15, 2x, last at Wake Forest, 12/30/23

### 3-Point Field Goals Made

23-24 .....  
Career.....

### 3-Point Field Goals Attempted

24-25 .....  
Career.....

### Free Throws Made

24-25 ..... 4, vs. FDU (11/4/24)  
Career..... 9, vs. Vermont (12/16/23)

### Free Throws Attempted

24-25 ..... 4, vs. FDU (11/4/24)  
Career..... 11, vs. Vermont (12/16/23)

### Rebounds

24-25 ..... 9, vs. FDU (11/4/24)  
Career...15, 2x, last vs. Florida St. (2/13/24)

### Assists

24-25 .....  
Career...3, 6x, last vs. Wake Forest (3/2/24)

### Blocks

24-25 .....  
Career.....2, 6x, last vs. Clemson (1/10/24)

### Steals

24-25 .. 1, 2x, last vs. Binghamton (11/10/24)  
Career..2, 6x, last vs. Boston Coll (1/23/24)

### Double-Doubles

24-25 .....  
Career..... 5, last vs. Florida State (2/13/24)

### Double-Digit Game

24-25 ..... 1, vs. FDU (11/4/24)  
Career.....39, last vs. FDU (11/4/24)

## 2024-25 game-by-game

Opponent	Date	GS	MIN	Total		3-Pointers		Free throws		Rebounds				PF	A	TO	BLK	STL	PTS	AVG
				FG-FGA	PCT	3FG-3FGA	PCT	FT-FTA	PCT	OFF	DEF	TOT	AVG							
FDU	11/04/2024	*	25:26	10-11	.909	0-0	.000	4-4	1.000	3	6	9	9.0	1	0	1	0	1	24	24.0
Binghamton	11/10/2024	*	25:28	3-4	.750	0-0	.000	0-0	.000	3	1	4	6.5	1	0	3	0	1	6	15.0
Totals			2 50:54	13-15	.867	0-0	.000	4-4	1.000	6	7	13	6.5	2	0	4	0	2	30	15.0

## CAREER STATS

				Field Goals		3-Point		F-Throws		Rebounds				Scoring						
SEASON	TEAM	GP-GS	MIN/AVG	FG-FGA	FG%	3FG-3FGA	3FG%	FT-FTA	FT%	OFF	DEF	TOT	AVG	PF-FO	A	TO	BLK	STL	PTS	AVG
2020-21	CU	7-0	32/4.6	2-6	.333	0-0	.000	4-4	1.000	4	3	7	1.0	6-0	1	2	2	0	8	1.1
2021-22	VT	10-0	25/2.5	3-8	.375	0-0	.000	1-1	1.000	6	5	11	1.1	0-0	0	3	2	0	7	0.7
2022-23	VT	34-5	429/12.6	77-116	.664	0-0	.000	17-29	.586	34	82	116	3.4	53-0	21	21	15	9	171	5.0
2023-24	VT	33-33	768/23.3	177-265	.668	0-0	.000	80-95	.842	51	165	216	6.5	67-0	36	43	14	17	434	13.2
2024-25	UM	2-2	51/25.5	13-15	.867	0-0	.000	4-4	1.000	6	7	13	6.5	2-0	0	4	0	2	30	15.0
TOTAL FOR UM		2-2	51/25.5	13-15	.867	0-0	.000	4-4	1.000	6	7	13	6.5	2-0	0	4	0	2	30	15.0
TOTAL		86-40	1305/15.2	272-410	.663	0-0	.000	106-133	.797	101	262	363	4.2	128-0	58	73	33	28	650	7.6



F • Brandon Johnson  
Sr. • 6-8 • Raleigh, N.C.

- Tallied his first double-digit game as a Hurricane with 10 points vs. Binghamton
- Started all 31 games played for the Pirates in 2023-24
- Second on the team in scoring (14.0) and led team in rebounding (8.6)
- Posted 11 double-doubles in 2023-24
- 12th all-time in ECU program history with 681 career rebounds
- Recorded 52 steals, the eighth-most by a Pirate in one season
- Played freshman year at East Brunswick Community College before transferring to East Carolina for next three seasons
- Graduated from East Carolina with a bachelor's degree in communications

2

## PLAYER HIGHS

### Minutes

24-25 ..... 31, vs. Binghamton (11/10/24)  
Career..... 42, vs. Temple (1/28/24)

### Points

24-25 ..... 10, vs. Binghamton (11/10/24)  
Career..... 30, vs. SMU (2/4/23)

### Field Goals Made

24-25 ..... 3, vs. Binghamton (11/10/24)  
Career..... 10, 2x, last at UTSA (2/10/24)

### Field Goals Attempted

24-25 ..... 7, vs. Binghamton (11/10/24)  
Career..... 19, at UTSA (2/10/24)

### 3-Point Field Goals Made

23-24 ..... 2, vs. Binghamton (11/10/24)  
Career..... 7, at UTSA (2/10/24)

### 3-Point Field Goals Attempted

24-25 ..... 5, vs. Binghamton (11/10/24)  
Career..... 11, 2x, last at UTSA (2/10/24)

### Free Throws Made

24-25 ..... 3, vs. FDU (11/4/24)  
Career..... 10, vs. Ferrum (11/6/23)

### Free Throws Attempted

24-25 ..... 5, vs. FDU (11/4/24)  
Career..... 10, 2x, last vs. Ferrum (11/6/23)

### Rebounds

24-25 ..... 9, vs. FDU (11/4/24)  
Career..... 19, vs. Coppin State (11/27/21)

### Assists

24-25 .. 1, 2x, last vs. Binghamton (11/10/24)  
Career..... 4, 4x, last vs. Charlotte (3/9/24)

### Blocks

24-25 ..... 1, vs. FDU (11/4/24)  
Career..... 4, at Tulane (2/5/22)

### Steals

24-25 .. 1, 2x, last vs. Binghamton (11/10/24)  
Career..... 5, vs. Memphis (2/29/24)

### Double-Doubles

24-25 .....  
Career.. 23, last vs. South Florida (3/15/24)

### Double-Digit Game

24-25 ..... 1, vs. Binghamton (11/10/24)  
Career... 52, last vs. Binghamton (11/10/24)

## 2024-25 game-by-game

Opponent	Date	GS	MIN	Total		3-Pointers		Free throws		Rebounds								PTS	AVG
				FG-FGA	PCT	3FG-3FGA	PCT	FT-FTA	PCT	OFF	DEF	TOT	AVG	PF	A	TO	BLK	STL	
FDU	11/04/2024	*	19:33	2-2	1.000	0-0	.000	3-5	.600	1	8	9	9.0	3	1	4	1	1	7
Binghamton	11/10/2024	*	30:40	3-7	.429	2-5	.400	2-2	1.000	1	6	7	8.0	2	1	0	0	1	10
Totals			2 50:13	5-9	.556	2-5	.400	5-7	.714	2	14	16	8.0	5	2	4	1	2	17

## CAREER STATS

				Field Goals		3-Point		F-Throws		Rebounds										Scoring	
SEASON	TEAM	GP-GS	MIN/AVG	FG-FGA	FG%	3FG-3FGA	3FG%	FT-FTA	FT%	OFF	DEF	TOT	AVG	PF-FO	A	TO	BLK	STL	PTS	AVG	
2021-22	ECU	30-5	523/17.4	57-110	.518	3-14	.214	23-40	.575	42	111	153	5.1	57-1	22	12	16	12	140	4.7	
2022-23	ECU	32-32	1036/32.4	125-285	.439	47-141	.333	97-130	.746	83	177	260	8.1	86-2	60	61	22	30	394	12.3	
2023-24	ECU	31-31	1075/34.7	144-343	.420	65-178	.365	82-111	.739	78	190	268	8.6	67-1	49	53	16	52	435	14.0	
2024-25	UM	2-2	50/25.1	5-9	.556	2-5	.400	5-7	.714	2	14	16	8.0	5-0	2	4	1	2	17	8.5	
TOTAL FOR UM		2-2	50/25.1	5-9	.556	2-5	.400	5-7	.714	2	14	16	8.0	5-0	2	4	1	2	17	8.5	
TOTAL		95-70	2685/28.3	331-747	.443	117-338	.346	207-288	.719	205	492	697	7.3	215-4	133	130	55	96	986	10.4	



G • Jalil Bethea

Fr. • 6-5 • Philadelphia, Pa.

3

- Recorded his first double-digit game at Miami with 13 points vs. Binghamton
- Consensus five-star, top-10 recruit in nation
  - > No. 7 overall recruit and No. 3 shooting guard per 247 Composite
  - > No. 10 overall and No. 3 shooting guard per ESPN
- 2024 McDonald's All-American, started for East Team
- 2024 Pennsylvania Gatorade Player of the Year
- 2024 Naismith Second Team All-American
- 2024 Pennsylvania Sports Writers Class 6A Player of the Year
- Archbishop Wood's all-time leading scorer at 1,693 points
- As a senior, averaged 22.7 points, 7.5 rebounds and 3.5 assists per game in 28 games
- Helped Team Final to 2023 Nike EYBL No. 1 ranking and Final Four of Peach Jam

## PLAYER HIGHS

### Minutes

24-25 ..... 16, vs. Binghamton (11/10/24)  
Career..... 16, vs. Binghamton (11/10/24)

### Points

24-25 ..... 13, vs. Binghamton (11/10/24)  
Career..... 13, vs. Binghamton (11/10/24)

### Field Goals Made

24-25 ..... 4, vs. FDU (11/4/24)  
Career..... 4, vs. FDU (11/4/24)

### Field Goals Attempted

24-25 ..... 9, vs. FDU (11/4/24)  
Career..... 9, vs. FDU (11/4/24)

### 3-Point Field Goals Made

23-24 ..... 2, vs. Binghamton (11/10/24)  
Career..... 2, vs. Binghamton (11/10/24)

### 3-Point Field Goals Attempted

24-25 ..... 5, vs. Binghamton (11/10/24)  
Career..... 5, vs. Binghamton (11/10/24)

### Free Throws Made

24-25 ..... 5, vs. Binghamton (11/10/24)  
Career..... 5, vs. Binghamton (11/10/24)

### Free Throws Attempted

24-25 ..... 5, vs. Binghamton (11/10/24)  
Career..... 5, vs. Binghamton (11/10/24)

### Rebounds

24-25 ..... 2, vs. FDU (11/4/24)  
Career..... 2, vs. FDU (11/4/24)

### Assists

24-25 ..... 3, vs. Binghamton (11/10/24)  
Career..... 3, vs. Binghamton (11/10/24)

### Blocks

24-25 .....  
Career.....

### Steals

24-25 ..... 2, vs. Binghamton (11/10/24)  
Career..... 2, vs. Binghamton (11/10/24)

### Double-Doubles

24-25 .....  
Career.....

### Double-Digit Game

24-25 ..... 1, vs. Binghamton (11/10/24)  
Career..... 1, vs. Binghamton (11/10/24)

## 2024-25 game-by-game

Opponent	Date	GS	MIN	Total		3-Pointers		Free throws		Rebounds								PTS	AVG
				FG-FGA	PCT	3FG-3FGA	PCT	FT-FTA	PCT	OFF	DEF	TOT	AVG	PF	A	TO	BLK	STL	
FDU	11/04/2024		12:38	4-9	.444	1-3	.333	0-0	.000	0	2	2	2.0	2	0	0	0	1	9
Binghamton	11/10/2024		15:41	3-8	.375	2-5	.400	5-5	1.000	0	1	1	1.5	1	3	0	0	2	13
Totals		0	28:19	7-17	.412	3-8	.375	5-5	1.000	0	3	3	1.5	3	3	0	0	3	22

## CAREER STATS

				Field Goals		3-Point		F-Throws		Rebounds									Scoring	
SEASON	TEAM	GP-GS	MIN/AVG	FG-FGA	FG%	3FG-3FGA	3FG%	FT-FTA	FT%	OFF	DEF	TOT	AVG	PF-FO	A	TO	BLK	STL	PTS	AVG
2024-25	UM	2-0	28/14.2	7-17	.412	3-8	.375	5-5	1.000	0	3	3	1.5	3-0	3	0	0	3	22	11.0
TOTAL		2-0	28/14.2	7-17	.412	3-8	.375	5-5	1.000	0	3	3	1.5	3-0	3	0	0	3	22	11.0





G • Isaiah Johnson-Arigo  
Fr. • 6-7 • Minneapolis, Minn.

- Four-star recruit per 247 Composite and ESPN  
> Third-ranked recruit in state of Minnesota
- Averaged 20.2 points, 8.5 rebounds and 4.5 assists per game in 2023-24
- Helped Totino-Grace to its third straight Class 3A state title as a senior
- 2023-24 Star Tribune All-Metro First Team honoree

4

## PLAYER HIGHS

### Minutes

24-25 .....4, vs. Binghamton (11/10/24)  
Career.....4, vs. Binghamton (11/10/24)

### Points

24-25 .....  
Career.....

### Field Goals Made

24-25 .....  
Career.....

### Field Goals Attempted

24-25 .....  
Career.....

### 3-Point Field Goals Made

23-24 .....  
Career.....

### 3-Point Field Goals Attempted

24-25 .....  
Career.....

### Free Throws Made

24-25 .....  
Career.....

### Free Throws Attempted

24-25 .....  
Career.....

### Rebounds

24-25 ..1, 2x, last vs. Binghamton (11/10/24)  
Career..1, 2x, last vs. Binghamton (11/10/24)

### Assists

24-25 .....  
Career.....

### Blocks

24-25 .....  
Career.....

### Steals

24-25 .....  
Career.....

### Double-Doubles

24-25 .....  
Career.....

### Double-Digit Game

24-25 .....  
Career.....

## 2024-25 game-by-game

Opponent	Date	GS	MIN	Total		3-Pointers		Free throws		Rebounds				PF	A	TO	BLK	STL	PTS	AVG
				FG-FGA	PCT	3FG-3FGA	PCT	FT-FTA	PCT	OFF	DEF	TOT	AVG							
FDU	11/04/2024		03:20	0-0	.000	0-0	.000	0-0	.000	0	1	1	1.0	1	0	0	0	0	0	0.0
Binghamton	11/10/2024		03:43	0-0	.000	0-0	.000	0-0	.000	0	1	1	1.0	0	0	0	0	0	0	0.0
Totals		0	07:03	0-0	.000	0-0	.000	0-0	.000	0	2	2	1.0	1	0	0	0	0	0	0.0

## CAREER STATS

				Field Goals		3-Point		F-Throws		Rebounds				Scoring						
SEASON	TEAM	GP-GS	MIN/AVG	FG-FGA	FG%	3FG-3FGA	3FG%	FT-FTA	FT%	OFF	DEF	TOT	AVG	PF-FO	A	TO	BLK	STL	PTS	AVG
2024-25	UM	2-0	7/3.5	0-0	.000	0-0	.000	0-0	.000	0	2	2	1.0	1-0	0	0	0	0	0	0.0
TOTAL		2-0	7/3.5	0-0	.000	0-0	.000	0-0	.000	0	2	2	1.0	1-0	0	0	0	0	0	0.0



G • Jalen Blackmon  
Sr. • 6-2 • Marion, Ind.

- Reached double-figures (15) for the first time as a Hurricane vs. FDU (11/4)
- All-ASUN First Team (2023, 2024)
- Led Stetson in scoring (21.3), total points (744) and 3-point field goals made (110)
- Ranked 13th in nation in FT% (.907), 14th in points (21.3) and 15th in 3-pointers (3.14)
- Scored a career-best 43 points vs. Austin Peay (3/10) in the ASUN Championship and named 2024 ASUN Championship MVP
- Helped Stetson to first ever NCAA Tournament appearance
- Eclipsed the 1,000 career-point-mark at North Alabama (Feb. 1)
- Basketball family: father (James – Kentucky), brother (James Jr., – Indiana) and brother (Vijay – St. Francis, Indiana, Lindenwood) all played college basketball

5

## PLAYER HIGHS

### Minutes

24-25 ..... 22, vs. Binghamton (11/10/24)  
Career..... 34, vs. Austin Peay (3/10/24)

### Points

24-25 ..... 17, vs. Binghamton (11/10/24)  
Career..... 43, vs. Austin Peay (3/10/24)

### Field Goals Made

24-25 ..... 6, vs. FDU (11/4/24)  
Career..... 14, vs. Charlotte (12/29/23)

### Field Goals Attempted

24-25 ..... 10, vs. FDU (11/4/24)  
Career...25, 2x, last vs. Charlotte (12/29/23)

### 3-Point Field Goals Made

23-24 .. 3, 2x, last vs. Binghamton (11/10/24)  
Career..... 8, at Bellarmine (2/7/24)

### 3-Point Field Goals Attempted

24-25 .. 5, 2x, last vs. Binghamton (11/10/24)  
Career..... 14, at Bellarmine (2/7/24)

### Free Throws Made

24-25 .....4, vs. Binghamton (11/10/24)  
Career..... 14, vs. Austin Peay (3/10/24)

### Free Throws Attempted

24-25 .....5, vs. Binghamton (11/10/24)  
Career..... 17, vs. Austin Peay (3/10/24)

### Rebounds

24-25 .. 1, 2x, last vs. Binghamton (11/10/24)  
Career..... 8, 2x, last vs. UConn (3/22/24)

### Assists

24-25 .. 1, 2x, last vs. Binghamton (11/10/24)  
Career..... 4, 6x, last vs. UConn (3/22/24)

### Blocks

24-25 .....  
Career.. 1, 8x, last at Kennesaw St (1/10/24)

### Steals

24-25 .....2, vs. Binghamton (11/10/24)  
Career.....3, 3x, last at Omaha (12/17/23)

### Double-Doubles

24-25 .....  
Career.....

### Double-Digit Game

24-25 .....2, last vs. Binghamton (11/10/24)  
Career...56, last vs. Binghamton (11/10/24)

## 2024-25 game-by-game

Opponent	Date	GS	MIN	Total		3-Pointers		Free throws		Rebounds								PTS	AVG
				FG-FGA	PCT	3FG-3FGA	PCT	FT-FTA	PCT	OFF	DEF	TOT	AVG	PF	A	TO	BLK	STL	
FDU	11/04/2024	*	21:00	6-10	.600	3-5	.600	0-0	.000	0	1	1	1.0	1	1	0	0	1	15.0
Binghamton	11/10/2024	*	22:09	5-9	.556	3-5	.600	4-5	.800	0	1	1	1.0	1	1	0	0	2	17
Totals			2 43:09	11-19	.579	6-10	.600	4-5	.800	0	2	2	1.0	2	2	0	0	3	32 16.0

## CAREER STATS

				Field Goals		3-Point		F-Throws		Rebounds									Scoring	
SEASON	TEAM	GP-GS	MIN/AVG	FG-FGA	FG%	3FG-3FGA	3FG%	FT-FTA	FT%	OFF	DEF	TOT	AVG	PF-FO	A	TO	BLK	STL	PTS	AVG
2021-22	GCU	23-0	184/8.0	17-52	.327	14-39	.359	13-15	.867	1	19	20	0.9	9-0	15	12	0	5	61	2.7
2022-23	Stet	31-27	896/28.9	162-391	.414	71-211	.336	83-91	.912	11	60	71	2.3	34-0	53	51	5	18	478	15.4
2023-24	Stet	35-35	1217/34.8	244-570	.428	110-289	.381	146-161	.907	23	77	100	2.9	42-0	66	67	3	28	744	21.3
2024-25	UM	2-2	43/21.6	11-19	.579	6-10	.600	4-5	.800	0	2	2	1.0	2-0	2	0	0	3	32	16.0
TOTAL FOR UM		2-2	43/21.6	11-19	.579	6-10	.600	4-5	.800	0	2	2	1.0	2-0	2	0	0	3	32	16.0
TOTAL		91-64	2340/25.7	434-1032	.421	201-549	.366	246-272	.904	35	158	193	2.1	87-0	136	130	8	54	1315	14.5



F • Xander Alarie

Fr. • 6-8 • Potomac, Md.

- Two-time All-MAC Selection (2022-23 and 2023-24)
- Averaged 15 points, eight rebounds and three assists per game as a senior
- Helped Saint Andrew's to a 22-9 overall record in 2023-24
- Tabbed Washington Post All-Met Honorable Mention in 2022-23
- Averaged 16.0 points, 7.0 rebounds, 3.0 assists and 2.0 blocks as a junior
- Played for Global Squad UAA in 2022-23

8

## PLAYER HIGHS

### Minutes

24-25 .....  
Career.....

### Points

24-25 .....  
Career.....

### Field Goals Made

24-25 .....  
Career.....

### Field Goals Attempted

24-25 .....  
Career.....

### 3-Point Field Goals Made

23-24 .....  
Career.....

### 3-Point Field Goals Attempted

24-25 .....  
Career.....

### Free Throws Made

24-25 .....  
Career.....

### Free Throws Attempted

24-25 .....  
Career.....

### Rebounds

24-25 .....  
Career.....

### Assists

24-25 .....  
Career.....

### Blocks

24-25 .....  
Career.....

### Steals

24-25 .....  
Career.....

### Double-Doubles

24-25 .....  
Career.....

### Double-Digit Game

24-25 .....  
Career.....

## 2024-25 game-by-game



G • Paul Djobet  
So. • 6-7 • Lille, France

- Played in 16 games, starting one as a freshman in 2023-24
- Scored a career-high eight points at Boston College (2/17/24)
- Set a new career high in rebounding with seven at NC State last season
- Tabbed a four-star prospect and the No. 14 player in Florida by ESPN
- Averaged 18.0 points, 9.8 rebounds and 2.8 assists per game as a senior at West Oaks Academy in Orlando, Fla.
- Earned SIAA Player of the Year and First Team All-State honors
- Spent junior and sophomore years at Solid Rock Academy (Ga.), winning the GISA state championship and GISA Player of the Year plaudits both seasons

10

## PLAYER HIGHS

### Minutes

24-25 ..... 16, vs. FDU (11/4/24)  
Career..... 23, at NC State (1/31/24)

### Points

24-25 .. 4, 2x, last vs. Binghamton (11/10/24)  
Career..... 8, at Boston College (2/14/24)

### Field Goals Made

24-25 ..... 2, vs. FDU (11/4/24)  
Career..... 3, vs. UNF (12/29/23)

### Field Goals Attempted

24-25 ..... 4, vs. FDU (11/4/24)  
Career..... 4, 3x, last vs. FDU (11/4/24)

### 3-Point Field Goals Made

24-25 ..... 2, at Boston College (2/17/24)  
Career..... 2, at Boston College (2/17/24)

### 3-Point Field Goals Attempted

24-25 ..... 3, vs. Stonehill (12/21/23)  
Career..... 3, vs. Stonehill (12/21/23)

### Free Throws Made

24-25 ..... 2, vs. Binghamton (11/10/24)  
Career..... 2, 3x, last vs. Ga. Tech (2/24/24)

### Free Throws Attempted

24-25 ..... 2, vs. Binghamton (11/10/24)  
Career.. 4, 2x, last at Boston Coll. (2/17/24)

### Rebounds

24-25 ..... 5, vs. FDU (11/4/24)  
Career..... 7, at NC State (1/31/24)

### Assists

24-25 ..... 3, vs. FDU (11/4/24)  
Career..... 3, vs. FDU (11/4/24)

### Blocks

24-25 ..... 1, 2x, last vs. Boston Coll (3/12/24)  
Career..... 1, 2x, last vs. Boston Coll (3/12/24)

### Steals

24-25 ..... 2, vs. FDU (11/4/24)  
Career..... 2, vs. FDU (11/4/24)

### Double-Doubles

24-25 .....  
Career.....

### Double-Digit Game

24-25 .....  
Career.....

## 2024-25 game-by-game

Opponent	Date	GS	MIN	Total		3-Pointers		Free throws		Rebounds				PF	A	TO	BLK	STL	PTS	AVG
				FG-FGA	PCT	3FG-3FGA	PCT	FT-FTA	PCT	OFF	DEF	TOT	AVG							
FDU	11/04/2024		15:47	2-4	.500	0-0	.000	0-0	.000	3	2	5	5.0	2	3	0	0	2	4	4.0
Binghamton	11/10/2024		12:19	1-1	1.000	0-0	.000	2-2	1.000	0	4	4	4.5	2	2	1	0	0	4	4.0
Totals		0	28:06	3-5	.600	0-0	.000	2-2	1.000	3	6	9	4.5	4	5	1	0	2	8	4.0

## CAREER STATS

				Field Goals		3-Point		F-Throws		Rebounds									Scoring	
SEASON	TEAM	GP-GS	MIN/AVG	FG-FGA	FG%	3FG-3FGA	3FG%	FT-FTA	FT%	OFF	DEF	TOT	AVG	PF-FO	A	TO	BLK	STL	PTS	AVG
2023-24	UM	16-1	163/10.2	13-31	.419	7-17	.412	6-11	.545	9	16	25	1.6	10-0	7	6	2	4	39	2.4
2024-25	UM	2-0	28/14.1	3-5	.600	0-0	.000	2-2	1.000	3	6	9	4.5	4-0	5	1	0	2	8	4.0
TOTAL		18-1	191/10.6	16-36	.444	7-17	.412	8-13	.615	12	22	34	1.9	14-0	12	7	2	6	47	2.6





11

G • A.J. Staton-McCray  
R-Jr. • 6-4 • Delray Beach, Fla.

- Appeared in 31 of 35 games, making 27 starts in 2023-24
- 2024 All-SoCon Third Team and SoCon All-Defensive Team
- Averaged 11.5 points and 4.5 rebounds per contest
- Recorded 18 double-digit outings and one double-double
- Finished fifth in SoCon in steals (1.6) and sixth in free throw percentage (.835)
- Led the SoCon with an average of 1.8 steals per game in 2022-23
- Faced a season-ending injury as a sophomore leading to a redshirt year
- Played competitive tennis on the Pro Futures Circuit at age 14

## PLAYER HIGHS

### Minutes

24-25 ..... 25, vs. FDU (11/4/24)  
Career..... 38, vs. Mercer (2/10/21)

### Points

24-25 ..... 7, vs. FDU (11/4/24)  
Career..... 29, vs. Chattanooga (1/3/24)

### Field Goals Made

24-25 ..... 3, vs. FDU (11/4/24)  
Career..... 9, vs. Chattanooga (1/3/24)

### Field Goals Attempted

24-25 ..... 6, vs. FDU (11/4/24)  
Career..... 18, vs. Belmont (12/16/23)

### 3-Point Field Goals Made

23-24 ..... 1, vs. FDU (11/4/24)  
Career..... 6, vs. Chattanooga (1/3/24)

### 3-Point Field Goals Attempted

24-25 ..... 3, vs. Binghamton (11/10/24)  
Career..... 7, 2x, last at Furman (1/24/24)

### Free Throws Made

24-25 ..... 2, vs. Binghamton (11/10/24)  
Career... 8, 2x, last vs. Louisiana (11/30/23)

### Free Throws Attempted

24-25 ..... 2, vs. Binghamton (11/10/24)  
Career..... 10, vs. Louisiana (11/30/23)

### Rebounds

24-25 ..... 5, vs. FDU (11/4/24)  
Career.. 10, 2x, last at Chattanooga (2/3/24)

### Assists

24-25 ..... 2, vs. FDU (11/4/24)  
Career..... 4, 2x, last vs. Kansas (3/21/24)

### Blocks

24-25 .....  
Career.. 3, vs. South Carolina St. (11/17/23)

### Steals

24-25 ..... 2, vs. Binghamton (11/10/24)  
Career..... 5, 2x, last vs. Mercer (1/20/24)

### Double-Doubles

24-25 .....  
Career..... 2, last at Chattanooga (2/3/24)

### Double-Digit Game

24-25 .....

## 2024-25 game-by-game

Opponent	Date	GS	MIN	Total		3-Pointers		Free throws		Rebounds				PF	A	TO	BLK	STL	PTS	AVG
				FG-FGA	PCT	3FG-3FGA	PCT	FT-FTA	PCT	OFF	DEF	TOT	AVG							
FDU	11/04/2024	*	24:44	3-6	.500	1-2	.500	0-0	.000	2	3	5	5.0	2	2	0	0	1	7	7.0
Binghamton	11/10/2024	*	18:00	0-4	.000	0-3	.000	2-2	1.000	0	1	1	3.0	3	1	0	0	2	2	4.5
Totals		2	42:44	3-10	.300	1-5	.200	2-2	1.000	2	4	6	3.0	5	3	0	0	3	9	4.5

## CAREER STATS

				Field Goals		3-Point		F-Throws		Rebounds				Scoring						
SEASON	TEAM	GP-GS	MIN/AVG	FG-FGA	FG%	3FG-3FGA	3FG%	FT-FTA	FT%	OFF	DEF	TOT	AVG	PF-FO	A	TO	BLK	STL	PTS	AVG
2020-21	SU	19-14	500/26.3	62-181	.343	27-94	.287	36-48	.750	16	71	87	4.6	53-2	33	35	7	32	187	9.8
2021-22	SU	3-1	53/17.7	5-14	.357	2-7	.286	2-5	.400	4	4	8	2.7	9-0	2	2	0	3	14	4.7
2022-23	SU	31-11	679/21.9	88-192	.458	22-76	.289	56-73	.767	33	93	126	4.1	66-1	20	28	5	56	254	8.2
2023-24	SU	31-27	658/21.2	123-278	.442	38-92	.413	71-85	.835	27	113	140	4.5	75-0	41	50	15	50	355	11.5
2024-25	UM	2-2	43/21.4	3-10	.300	1-5	.200	2-2	1.000	2	4	6	3.0	5-0	3	0	0	3	9	4.5
TOTAL FOR UM		2-2	43/21.4	3-10	.300	1-5	.200	2-2	1.000	2	4	6	3.0	5-0	3	0	0	3	9	4.5
TOTAL		86-55	1933/22.5	281-675	.416	90-274	.328	167-213	.784	82	285	367	4.3	208-3	99	115	27	144	819	9.5



F • Kiree Huie  
Sr. • 6-9 • Grayson, Ga.

- Will miss games in the foreseeable future due to a hand injury
- Started 32 of 34 games played for Idaho State in 2023-24
- Averaged 11.3 points, 5.8 rebounds and 1.2 blocks per contest
- Totaled 21 double-digit point outings
- Eclipsed the 20-point mark on four occasions
- Co-led Idaho State in rebounding, second in blocks and second in field goal percentage (.536)
- Spent two seasons at Odessa College prior to transferring to Idaho State

15

## PLAYER HIGHS

### Minutes

24-25 .....  
Career.....37, 3x, last at Montana (3/4/24)

### Points

24-25 .....  
Career.....20, 4x, last at Montana (3/4/24)

### Field Goals Made

24-25 .....  
Career.....10, at Southern Utah (12/9/23)

### Field Goals Attempted

24-25 .....  
Career.....15, at Montana (3/4/24)

### 3-Point Field Goals Made

23-24 .....  
Career.....

### 3-Point Field Goals Attempted

24-25 .....  
Career.....1, at Montana State (1/22/24)

### Free Throws Made

24-25 .....  
Career.....5, vs. Portland State (2/10/24)

### Free Throws Attempted

24-25 .....  
Career.....9, at Montana State (1/22/24)

### Rebounds

24-25 .....  
Career.....12, vs. Northwest (11/16/23)

### Assists

24-25 .....  
Career.....4, vs. Northern Colorado (3/2/24)

### Blocks

24-25 .....  
Career.....4, vs. Northern Colorado (3/2/24)

### Steals

24-25 .....  
Career...3, 2x, last vs. N. Colorado (3/2/24)

### Double-Doubles

24-25 .....  
Career.....4, last at Montana (3/4/24)

### Double-Digit Game

24-25 .....  
Career.....21, last vs. Montana (3/12/24)

## 2024-25 game-by-game

## CAREER STATS

				Field Goals		3-Point		F-Throws		Rebounds				Scoring						
SEASON	TEAM	GP-GS	MIN/AVG	FG-FGA	FG%	3FG-3FGA	3FG%	FT-FTA	FT%	OFF	DEF	TOT	AVG	PF-FO	A	TO	BLK	STL	PTS	AVG
2023-24	ISU	34-32	912/26.8	165-308	.536	0-2	.000	54-92	.587	73	123	196	5.8	73-3	25	58	40	19	384	11.3
TOTAL FOR UM		0-0	0/0.0	0-0	.000	0-0	.000	0-0	.000	0	0	0	0.0	0-0	0	0	0	0	0	0.0
TOTAL		34-32	912/26.8	165-308	.536	0-2	.000	54-92	.587	73	123	196	5.8	73-3	25	58	40	19	384	11.3



G • Austin Swartz  
Fr. • 6-4 • Concord, N.C.

23

- Consensus top-50 recruit in nation
  - > No. 46 overall, No. 7 shooting guard and No. 5 in N.C. per 247 Composite
  - > No. 47 overall recruit, No. 11 shooting guard and No. 6 in N.C. per ESPN
- Averaged 26.0 points, 6.0 assists and 5.0 rebounds per game as a senior
- Named NCISAA All-State honoree and CISAA Conference Player of the Year
- Helped Cannon School to CISAA conference championship in 2022-23
- Ranked third among all players in scoring on 2023 Nike EYBL circuit, averaging 21.0 points per game
- Tabbed to 2024 All-Observer First Team

## PLAYER HIGHS

### Minutes

24-25 ..... 12, vs. FDU (11/4/24)  
Career..... 12, vs. FDU (11/4/24)

### Points

24-25 ..... 3, vs. Binghamton (11/10/24)  
Career..... 3, vs. Binghamton (11/10/24)

### Field Goals Made

24-25 ..... 1, vs. Binghamton (11/10/24)  
Career..... 2, vs. Binghamton (11/10/24)

### Field Goals Attempted

24-25 .. 2, 2x, last vs. Binghamton (11/10/24)  
Career.. 2, 2x, last vs. Binghamton (11/10/24)

### 3-Point Field Goals Made

23-24 ..... 1, vs. Binghamton (11/10/24)  
Career..... 1, vs. Binghamton (11/10/24)

### 3-Point Field Goals Attempted

24-25 .. 2, 2x, last vs. Binghamton (11/10/24)  
Career.. 2, 2x, last vs. Binghamton (11/10/24)

### Free Throws Made

24-25 ..... 2, vs. FDU (11/4/24)  
Career..... 2, vs. FDU (11/4/24)

### Free Throws Attempted

24-25 ..... 2, vs. FDU (11/4/24)  
Career..... 2, vs. FDU (11/4/24)

### Rebounds

24-25 .....  
Career.....

### Assists

24-25 ..... 1, vs. FDU (11/4/24)  
Career..... 1, vs. FDU (11/4/24)

### Blocks

24-25 ..... 1, vs. Binghamton (11/10/24)  
Career..... 1, vs. Binghamton (11/10/24)

### Steals

24-25 ..... 2, vs. FDU (11/4/24)  
Career..... 2, vs. FDU (11/4/24)

### Double-Doubles

24-25 .....  
Career.....

### Double-Digit Game

24-25 .....  
Career.....

## 2024-25 game-by-game

Opponent	Date	GS	MIN	Total		3-Pointers		Free throws		Rebounds											
				FG-FGA	PCT	3FG-3FGA	PCT	FT-FTA	PCT	OFF	DEF	TOT	AVG	PF	A	TO	BLK	STL	PTS	AVG	
FDU	11/04/2024		11:58	0-2	.000	0-2	.000	2-2	1.000	0	0	0	0.0	1	1	1	0	2	2	2.0	
Binghamton	11/10/2024		09:07	1-2	.500	1-2	.500	0-0	.000	0	0	0	0.0	0	0	0	1	0	3	2.5	
Totals		0	21:05	1-4	.250	1-4	.250	2-2	1.000	0	0	0	0.0	1	1	1	1	2	5	2.5	

## CAREER STATS

				Field Goals		3-Point		F-Throws		Rebounds									Scoring		
SEASON	TEAM	GP-GS	MIN/AVG	FG-FGA	FG%	3FG-3FGA	3FG%	FT-FTA	FT%	OFF	DEF	TOT	AVG	PF	FO	A	TO	BLK	STL	PTS	AVG
2024-25	UM	2-0	21/10.5	1-4	.250	1-4	.250	2-2	1.000	0	0	0	0.0	1	0	1	1	1	2	5	2.5
TOTAL		2-0	21/10.5	1-4	.250	1-4	.250	2-2	1.000	0	0	0	0.0	1	0	1	1	1	2	5	2.5



G • Nijel Pack

Gr. • 6-0 • Indianapolis, Ind.

24

- Named ACC Co-Player of the Week on Nov. 11 (alongside Jamir Watkins)
- Recorded his 23rd 20-point game with 21 points against FDU (11/4)
- Earned Preseason All-ACC First Team honors ahead of 2024-25 season
- Averaged 13.3 points, 2.6 rebounds, 3.6 assists, and 1.0 steals per game
- Led Miami in assists (3.6), second in minutes (32.5) and fourth in scoring
- Scored in double-digits 18 times, with 15-plus on 12 occasions
- The lone returning player from Miami's Final Four run in 2022-23
- Spent two seasons at Kansas State before transferring to Miami in 2022
- Big 12 Most Improved Player, First Team All-Big 12 and AP First Team All-Big 12 plaudits in 2021-22
- Set a Kansas St. record by making a 3-pointer in 34 straight games (previous 30-year-old mark was 25)

## PLAYER HIGHS

### Minutes

24-25 ..... 30, vs. Binghamton (11/10/24)  
Career..... 43, at Oklahoma St. (2/19/22)

### Points

24-25 ..... 21, vs. FDU (11/4/24)  
Career..... 35, vs. Kansas (1/22/22)

### Field Goals Made

24-25 ..... 9, vs. FDU (11/4/24)  
Career..... 12, vs. Kansas (1/22/22)

### Field Goals Attempted

24-25 ..... 13, vs. Binghamton (11/10/24)  
Career..... 19, 3x, last vs. Pitt (1/27/24)

### 3-Point Field Goals Made

24-25 ..... 3, vs. Binghamton (11/10/24)  
Career..... 8, 2x, last vs. Kansas (1/22/22)

### 3-Point Field Goals Attempted

24-25 ..... 10, vs. Binghamton (11/10/24)  
Career..... 15, at West Virginia (1/8/22)

### Free Throws Made

24-25 ..... 2, vs. Binghamton (11/10/24)  
Career..... 7, 2x, last vs. Georgia (11/17/23)

### Free Throws Attempted

24-25 ..... 2, vs. Binghamton (11/10/24)  
Career..... 10, vs. Baylor (2/9/22)

### Rebounds

24-25 ..... 3, vs. Binghamton (11/10/24)  
Career.. 8, 3x, last at Virginia Tech (1/13/24)

### Assists

24-25 ..... 6, vs. Binghamton (11/10/24)  
Career..... 9, 2x, last vs. NJIT (11/6/23)

### Blocks

24-25 .....  
Career..... 2, at Iowa St. (2/12/22)

### Steals

24-25 .....  
Career.. 4, 2x, last vs. Wake Forest (2/18/23)

### Double-Doubles

24-25 .....  
Career.....

### Double-Digit Game

24-25 ..... 2  
Career... 86, last vs. Binghamton (11/10/24)

## 2024-25 game-by-game

Opponent	Date	GS	MIN	Total		3-Pointers		Free throws		Rebounds				PF				PTS		AVG
				FG-FGA	PCT	3FG-3FGA	PCT	FT-FTA	PCT	OFF	DEF	TOT	AVG	PF	A	TO	BLK	STL	PTS	
FDU	11/04/2024	*	27:22	9-11	.818	2-3	.667	1-1	1.000	0	2	2	2.0	1	5	0	0	0	21	21.0
Binghamton	11/10/2024	*	30:12	6-13	.462	3-10	.300	2-2	1.000	0	3	3	2.5	1	6	1	0	0	17	19.0
Totals			2 57:34	15-24	.625	5-13	.385	3-3	1.000	0	5	5	2.5	2	11	1	0	0	38	19.0

## CAREER STATS

				Field Goals		3-Point		F-Throws		Rebounds										Scoring	
SEASON	TEAM	GP-GS	MIN/AVG	FG-FGA	FG%	3FG-3FGA	3FG%	FT-FTA	FT%	OFF	DEF	TOT	AVG	PF-FO	A	TO	BLK	STL	PTS	AVG	
2020-21	KState	24-24	806/33.6	109-261	.418	60-148	.405	27-34	.794	14	74	88	3.7	49-0	91	49	0	28	305	12.7	
2021-22	KState	29-28	958/33.0	175-385	.455	95-218	.436	60-71	.845	22	88	110	3.8	49-0	65	43	3	39	505	17.4	
2022-23	UM	35-35	1106/31.6	173-392	.441	86-213	.404	45-51	.882	20	75	95	2.7	53-1	81	59	6	34	477	13.6	
2023-24	UM	25-25	812/32.5	122-305	.400	50-140	.357	39-51	.765	9	55	64	2.6	26-0	89	44	7	24	333	13.3	
2024-25	UM	2-2	58/28.8	15-24	.625	5-13	.385	3-3	1.000	0	5	5	2.5	2-0	11	1	0	0	38	19.0	
TOTAL FOR UM		62-62	1976/31.9	310-721	.430	141-366	.385	87-105	.829	29	135	164	2.6	81-1	181	104	13	58	848	13.7	
TOTAL		115-114	3740/32.5	594-1367	.435	296-732	.404	174-210	.829	65	297	362	3.1	179-1	337	196	16	125	1658	14.4	





F • Yussif Basa-Ama

Gr. • 6-9 • Bolgatanga, Ghana

- Appeared in 13 games off the bench with one start as a senior at Yale
- Played three minutes in Yale's NCAA tournament loss to San Diego State
- Shot 50 percent from the field in 2023-24
- Freshman season at Yale canceled due to COVID-19 pandemic
- Florida Mr. Basketball finalist at the Saint Andrew's School in Boca Raton
- 2020 Class 3A Player of the Year

35

## PLAYER HIGHS

### Minutes

24-25 ..... 3, vs. FDU (11/4/24)  
Career..... 22, at Fairfield (12/12/22)

### Points

24-25 .....  
Career..... 12, vs. Miss. Valley (11/13/22)

### Field Goals Made

24-25 .....  
Career..... 5, vs. Miss. Valley (11/13/22)

### Field Goals Attempted

24-25 .....  
Career.. 5, 5x, last vs. Miss. Valley (11/13/22)

### 3-Point Field Goals Made

23-24 .....  
Career..... 1, vs. Miss. Valley (11/13/22)

### 3-Point Field Goals Attempted

24-25 .....  
Career..... 1, 11x, last vs. Vassar (11/6/23)

### Free Throws Made

24-25 .....  
Career..... 2, vs. Sarah Lawrence (11/7/22)

### Free Throws Attempted

24-25 .....  
Career..... 3, vs. Sarah Lawrence (11/7/22)

### Rebounds

24-25 ..... 1, vs. FDU (11/4/24)  
Career..... 12, at Fairfield (12/12/22)

### Assists

24-25 .....  
Career.. 2, 5x, last vs. Colby-Saw. (12/8/23)

### Blocks

24-25 .....  
Career..... 3, vs. Vassar (11/9/21)

### Steals

24-25 .....  
Career..... 2, 2x, last at Colorado (11/27/22)

### Double-Doubles

24-25 .....  
Career.....

### Double-Digit Game

24-25 .....  
Career..... 1, last vs. Miss. Valley (11/13/22)

## 2024-25 game-by-game

Opponent	Date	GS	MIN	Total		3-Pointers		Free throws		Rebounds				PF	A	TO	BLK	STL	PTS	AVG
				FG-FGA	PCT	3FG-3FGA	PCT	FT-FTA	PCT	OFF	DEF	TOT	AVG							
FDU	11/04/2024		03:20	0-0	.000	0-0	.000	0-0	.000	0	1	1	1.0	1	0	0	0	0	0	0.0
Binghamton	11/10/2024		02:26	0-0	.000	0-0	.000	0-0	.000	0	0	0	0.5	0	0	0	0	0	0	0.0
Totals		0	05:46	0-0	.000	0-0	.000	0-0	.000	0	1	1	0.5	1	0	0	0	0	0	0.0

## CAREER STATS

SEASON	TEAM	GP-GS	MIN/AVG	FG-FGA	FG%	3FG-3FGA	3FG%	FT-FTA	FT%	OFF	DEF	TOT	AVG	PF-FO	A	TO	BLK	STL	PTS	AVG
2021-22	Yale	22-0	197/8.9	22-36	.611	0-5	.000	1-7	.143	16	33	49	2.2	34-0	13	16	12	8	45	2.0
2022-23	Yale	12-0	97/8.1	15-24	.625	1-5	.200	4-6	.667	17	19	36	3.0	15-0	4	8	4	5	35	2.9
2023-24	Yale	14-1	61/4.3	7-14	.500	0-1	.000	1-2	.500	9	6	15	1.1	5-0	5	0	1	4	15	1.1
2024-25	UM	2-0	6/2.9	0-0	.000	0-0	.000	0-0	.000	0	1	1	0.5	1-0	0	0	0	0	0	0.0
TOTAL FOR UM		2-0	6/2.9	0-0	.000	0-0	.000	0-0	.000	0	1	1	0.5	1-0	0	0	0	0	0	0.0



G • Divine Ugochukwu  
Fr. • 6-3 • Sugar Land, Texas

- Reached double-figures for the first time as a Hurricane against FDU (11/4)
- Three-star recruit per ESPN and 247Sports
- Top-20 player in state of Texas
- Averaged 17.1 points, 5.7 assists, 4.6 rebounds and 1.8 steals over four years
- Helped Clements to 32-1 record in 2023-24
- TABCC 6A All-Region III Team honoree as a senior
- Finalist for Guy V. Lewis Award, given to top boys basketball player in Houston area

99

## PLAYER HIGHS

### Minutes

24-25 ..... 14, vs. FDU (11/4/24)  
Career..... 14, vs. FDU (11/4/24)

### Points

24-25 ..... 15, vs. FDU (11/4/24)  
Career..... 15, vs. FDU (11/4/24)

### Field Goals Made

24-25 ..... 6, vs. FDU (11/4/24)  
Career..... 6, vs. FDU (11/4/24)

### Field Goals Attempted

24-25 ..... 9, vs. FDU (11/4/24)  
Career..... 9, vs. FDU (11/4/24)

### 3-Point Field Goals Made

23-24 .....  
Career.....

### 3-Point Field Goals Attempted

24-25 ..... 1, vs. FDU (11/4/24)  
Career..... 1, vs. FDU (11/4/24)

### Free Throws Made

24-25 ..... 3, vs. FDU (11/4/24)  
Career..... 3, vs. FDU (11/4/24)

### Free Throws Attempted

24-25 ..... 5, vs. FDU (11/4/24)  
Career..... 5, vs. FDU (11/4/24)

### Rebounds

24-25 ..... 1, vs. FDU (11/4/24)  
Career..... 1, vs. FDU (11/4/24)

### Assists

24-25 ..... 2, vs. FDU (11/4/24)  
Career..... 2, vs. FDU (11/4/24)

### Blocks

24-25 .....  
Career.....

### Steals

24-25 .. 1, 2x, last vs. Binghamton (11/10/24)  
Career.. 1, 2x, last vs. Binghamton (11/10/24)

### Double-Doubles

24-25 .....  
Career.....

### Double-Digit Game

24-25 ..... 1, vs. FDU (11/4/24)  
Career..... 1, vs. FDU (11/4/24)

## 2024-25 game-by-game

Opponent	Date	GS	MIN	Total		3-Pointers		Free throws		Rebounds				PF	A	TO	BLK	STL	PTS	AVG
				FG-FGA	PCT	3FG-3FGA	PCT	FT-FTA	PCT	OFF	DEF	TOT	AVG							
FDU	11/04/2024		14:28	6-9	.667	0-1	.000	3-5	.600	0	1	1	1.0	4	2	0	0	1	15	15.0
Binghamton	11/10/2024		09:48	3-3	1.000	0-0	.000	1-1	1.000	0	0	0	0.5	3	1	2	0	1	7	11.0
Totals		0	24:16	9-12	.750	0-1	.000	4-6	.667	0	1	1	0.5	7	3	2	0	2	22	11.0

## CAREER STATS

				Field Goals		3-Point		F-Throws		Rebounds				Scoring						
SEASON	TEAM	GP-GS	MIN/AVG	FG-FGA	FG%	3FG-3FGA	3FG%	FT-FTA	FT%	OFF	DEF	TOT	AVG	PF-FO	A	TO	BLK	STL	PTS	AVG
2024-25	UM	2-0	24/12.1	9-12	.750	0-1	.000	4-6	.667	0	1	1	0.5	7-0	3	2	0	2	22	11.0
TOTAL		2-0	24/12.1	9-12	.750	0-1	.000	4-6	.667	0	1	1	0.5	7-0	3	2	0	2	22	11.0



2024-25 OVERALL STATS

Game Records

Record	Overall	Home	Away	Neutral
ALL GAMES	2-0	2-0	0-0	0-0
CONFERENCE	0-0	0-0	0-0	0-0
NON-CONFERENCE	2-0	2-0	0-0	0-0

Score by Periods

Team	1st	2nd	OT	TOT
Miami (FL)	102	99	0	201
Opponents	60	76	0	136

Team Box Score

No.	Player				Total		3-Point		F-Throw		Rebounds											PTS	AVG
		GP-GS	MIN	AVG	FG-FGA	FG%	3FG-3FGA	3FG%	FT-FTA	FT%	OFF	DEF	TOT	AVG	PF	DQ	A	TO	BLK	STL			
24	PACK, Nijel	2-2	57:34	28.8	15-24	.625	5-13	.385	3-3	1.000	0	5	5	2.5	2	0	11	1	0	0	38	19.0	
5	BLACKMON, Jalen	2-2	43:09	21.6	11-19	.579	6-10	.600	4-5	.800	0	2	2	1.0	2	0	2	0	0	3	32	16.0	
1	KIDD, Lynn	2-2	50:54	25.5	13-15	.867	0-0	.000	4-4	1.000	6	7	13	6.5	2	0	0	4	0	2	30	15.0	
3	BETHEA, Jalil	2-0	28:19	14.2	7-17	.412	3-8	.375	5-5	1.000	0	3	3	1.5	3	0	3	0	0	3	22	11.0	
99	UGOCHUKWU, Divine	2-0	24:16	12.1	9-12	.750	0-1	.000	4-6	.667	0	1	1	0.5	7	0	3	2	0	2	22	11.0	
0	CLEVELAND, Matthew	2-0	40:51	20.4	7-12	.583	0-2	.000	4-7	.571	2	9	11	5.5	2	0	3	1	0	2	18	9.0	
2	JOHNSON, Brandon	2-2	50:13	25.1	5-9	.556	2-5	.400	5-7	.714	2	14	16	8.0	5	0	2	4	1	2	17	8.5	
11	STATON-MCCRAY, A.J.	2-2	42:44	21.4	3-10	.300	1-5	.200	2-2	1.000	2	4	6	3.0	5	0	3	0	0	3	9	4.5	
10	DJOBET, Paul	2-0	28:06	14.1	3-5	.600	0-0	.000	2-2	1.000	3	6	9	4.5	4	0	5	1	0	2	8	4.0	
23	SWARTZ, Austin	2-0	21:05	10.5	1-4	.250	1-4	.250	2-2	1.000	0	0	0	0.0	1	0	1	1	1	2	5	2.5	
35	BASA-AMA, Yussif	2-0	05:46	2.9	0-0	.000	0-0	.000	0-0	.000	0	1	1	0.5	1	0	0	0	0	0	0	0.0	
4	JOHNSON-ARIGU, Isaiah	2-0	07:03	3.5	0-0	.000	0-0	.000	0-0	.000	0	2	2	1.0	1	0	0	0	0	0	0	0.0	
Team											3	3	6					1					
Total		2	400		74-127	.583	18-48	.375	35-43	.814	18	57	75	37.5	35	0	33	15	2	21	201	100.5	
Opponents		2	400		48-108	.444	15-47	.319	25-39	.641	12	39	51	25.5	36	0	30	27	5	5	136	68.0	

Team Statistics

	UM	OPP
Scoring	201	136
Points per game	100.5	68.0
Scoring margin	+32.5	-
Field goals-att	74-127	48-108
Field goal pct	.583	.444
3 point fg-att	18-48	15-47
3-point FG pct	.375	.319
3-pt FG made per game	9.0	7.5
Free throws-att	35-43	25-39
Free throw pct	.814	.641
F-Throws made per game	17.5	12.5
Rebounds	75	51
Rebounds per game	37.5	25.5
Rebounding margin	+12.0	-
Assists	33	30
Assists per game	16.5	15.0
Turnovers	15	27
Turnovers per game	7.5	13.5
Turnover margin	+6.0	-
Assist/turnover ratio	2.2	1.1
Steals	21	5
Steals per game	10.5	2.5
Blocks	2	5
Blocks per game	1.0	2.5
Winning streak	2	-
Home win streak	2	-
Attendance	11251	0
Home games-Avg/Game	2-5626	0-0
Neutral site-Avg/Game	-	0-0

Team Results

Date	Opponent		Score	Att.
11/04/2024	FDU	W	113-72	5550
11/10/2024	Binghamton	W	88-64	5701



## MIAMI GAME-BY-GAME

				Total		3-Pointers		Free throws		Rebounds										
Opponent	Date	Score		FG-FGA	PCT	3FG-3FGA	PCT	FT-FTA	PCT	OFF	DEF	TOT	AVG	PF	A	TO	BLK	STL	PTS	AVG
FDU	11/04/2024	113-72	W	46-69	.667	7-17	.412	14-18	.778	10	27	37	37.0	21	16	8	1	11	113	113.0
Binghamton	11/10/2024	88-64	W	28-58	.483	11-31	.355	21-25	.840	8	30	38	37.5	14	17	7	1	10	88	100.5
Total		201		74-127	.583	18-48	.375	35-43	.814	18	57	75	37.5	35	33	15	2	21	201	100.5
Opponents		136		48-108	.444	15-47	.319	25-39	.641	12	39	51	25.5	36	30	27	5	5	136	68.0

### Miami (FL) Averages

Games Played	Points/game	FG Pct	3FG Pct	FT Pct	Rebounds/game	Assists/game	Turnovers/game	Assist/Turnover ratio	Steals/game	Blocks/game
2	100.5	58.3	37.5	81.4	37.5	16.5	7.5	2.2	10.5	1.0





OPPONENT GAME-BY-GAME

				Total		3-Pointers		Free throws		Rebounds											
Opponent	Date	Score		FG-FGA	PCT	3FG-3FGA	PCT	FT-FTA	PCT	OFF	DEF	TOT	AVG	PF	A	TO	BLK	STL	PTS	AVG	
FDU	11/04/2024	113-72	W	25-53	.472	7-23	.304	15-24	.625	6	16	22	22.0	19	10	15	1	2	72	72.0	
Binghamton	11/10/2024	88-64	W	23-55	.418	8-24	.333	10-15	.667	6	23	29	25.5	17	20	12	4	3	64	68.0	
Total		136		48-108	.444	15-47	.319	25-39	.641	12	39	51	25.5	36	30	27	5	5	136	68.0	
Miami (FL)		201		74-127	.583	18-48	.375	35-43	.814	18	57	75	37.5	35	33	15	2	21	201	100.5	

Opponents Averages

Games Played	Points/ game	FG Pct	3FG Pct	FT Pct	Rebounds/ game	Assists/ game	Turnovers/ game	Assist/Turnover ratio	Steals/ game	Blocks/ game
2	68.0	44.4	31.9	64.1	25.5	15.0	13.5	1.1	2.5	2.5



## INDIVIDUAL GAME HIGHS

### Miami (FL) - Individual Game Highs

POINTS	24	Lynn Kidd vs FDU (11/04/2024)
	21	Nijel Pack vs FDU (11/04/2024)
	17	Nijel Pack vs Binghamton (11/10/2024)
	17	Jalen Blackmon vs Binghamton (11/10/2024)
	15	Jalen Blackmon vs FDU (11/04/2024)
	15	Divine Ugochukwu vs FDU (11/04/2024)
FIELD GOALS MADE	10	Lynn Kidd vs FDU (11/04/2024)
	9	Nijel Pack vs FDU (11/04/2024)
FIELD GOAL ATTEMPTS	13	Nijel Pack vs Binghamton (11/10/2024)
	11	Nijel Pack vs FDU (11/04/2024)
	11	Lynn Kidd vs FDU (11/04/2024)
FIELD GOAL PERCENTAGE (min 5 made)	.909 (10-11)	Lynn Kidd vs FDU (11/04/2024)
	.818 (9-11)	Nijel Pack vs FDU (11/04/2024)
3 PT FG MADE	3	Nijel Pack vs Binghamton (11/10/2024)
	3	Jalen Blackmon vs Binghamton (11/10/2024)
	3	Jalen Blackmon vs FDU (11/04/2024)
3 PT FG ATTEMPTS	10	Nijel Pack vs Binghamton (11/10/2024)
	5	Jalen Blackmon vs Binghamton (11/10/2024)
	5	Brandon Johnson vs Binghamton (11/10/2024)
	5	Jalil Bethea vs Binghamton (11/10/2024)
	5	Jalen Blackmon vs FDU (11/04/2024)
3 PT FG PERCENTAGE (min 2 made)	.667 (2-3)	Nijel Pack vs FDU (11/04/2024)
	.600 (3-5)	Jalen Blackmon vs Binghamton (11/10/2024)
FREE THROWS MADE	5	Jalil Bethea vs Binghamton (11/10/2024)
	4	Jalen Blackmon vs Binghamton (11/10/2024)
FREE THROW ATTEMPTS	6	Matthew Cleveland vs Binghamton (11/10/2024)
	5	Jalen Blackmon vs Binghamton (11/10/2024)
	5	Jalil Bethea vs Binghamton (11/10/2024)
	5	Brandon Johnson vs FDU (11/04/2024)
	5	Divine Ugochukwu vs FDU (11/04/2024)
	5	Jalil Bethea vs Binghamton (11/10/2024)
FREE THROW PERCENTAGE (min 3 made)	1.000 (5-5)	Jalil Bethea vs Binghamton (11/10/2024)
	1.000 (4-4)	Lynn Kidd vs FDU (11/04/2024)
REBOUNDS	11	Matthew Cleveland vs Binghamton (11/10/2024)
	9	Lynn Kidd vs FDU (11/04/2024)
	9	Brandon Johnson vs FDU (11/04/2024)
ASSISTS	6	Nijel Pack vs Binghamton (11/10/2024)
	5	Nijel Pack vs FDU (11/04/2024)
STEALS	2	A.J. Staton-McCray vs Binghamton (11/10/2024)
	2	Jalen Blackmon vs Binghamton (11/10/2024)
	2	Jalil Bethea vs Binghamton (11/10/2024)
	2	Paul Djobet vs FDU (11/04/2024)
	2	Austin Swartz vs FDU (11/04/2024)
BLOCKED SHOTS	1	Austin Swartz vs Binghamton (11/10/2024)
	1	Brandon Johnson vs FDU (11/04/2024)
TURNOVERS	4	Brandon Johnson vs FDU (11/04/2024)
	3	Lynn Kidd vs Binghamton (11/10/2024)
FOULS	4	Divine Ugochukwu vs FDU (11/04/2024)
	3	A.J. Staton-McCray vs Binghamton (11/10/2024)
	3	Divine Ugochukwu vs Binghamton (11/10/2024)
	3	Brandon Johnson vs FDU (11/04/2024)

### Opponent - Individual Game Highs

POINTS	21	Gavin Walsh vs Binghamton (11/10/2024)
	18	Terrence Brown vs FDU (11/04/2024)
	15	Dylan Jones vs FDU (11/04/2024)
	13	Jo'el Emanuel vs FDU (11/04/2024)
	12	Nehemiah Benson vs Binghamton (11/10/2024)
FIELD GOALS MADE	8	Terrence Brown vs FDU (11/04/2024)
	7	Gavin Walsh vs Binghamton (11/10/2024)
FIELD GOAL ATTEMPTS	14	Terrence Brown vs FDU (11/04/2024)
	13	Gavin Walsh vs Binghamton (11/10/2024)
FIELD GOAL PERCENTAGE (min 5 made)	.625 (5-8)	Jo'el Emanuel vs FDU (11/04/2024)
	.600 (6-10)	Nehemiah Benson vs Binghamton (11/10/2024)
3 PT FG MADE	5	Dylan Jones vs FDU (11/04/2024)
	4	Gavin Walsh vs Binghamton (11/10/2024)
3 PT FG ATTEMPTS	10	Dylan Jones vs FDU (11/04/2024)
	7	Evan Ashe vs Binghamton (11/10/2024)
	7	Gavin Walsh vs Binghamton (11/10/2024)
3 PT FG PERCENTAGE (min 2 made)	.571 (4-7)	Gavin Walsh vs Binghamton (11/10/2024)
	.500 (5-10)	Dylan Jones vs FDU (11/04/2024)
FREE THROWS MADE	3	Evan Ashe vs Binghamton (11/10/2024)
	3	Gavin Walsh vs Binghamton (11/10/2024)
FREE THROW ATTEMPTS	3	Jo'el Emanuel vs FDU (11/04/2024)
	5	Gavin Walsh vs Binghamton (11/10/2024)
FREE THROW PERCENTAGE (min 3 made)	.750 (3-4)	Evan Ashe vs Binghamton (11/10/2024)
	.600 (3-5)	Gavin Walsh vs Binghamton (11/10/2024)
REBOUNDS	10	Gavin Walsh vs Binghamton (11/10/2024)
	5	Jo'el Emanuel vs FDU (11/04/2024)
ASSISTS	5	Chris Walker vs Binghamton (11/10/2024)
	5	Evan Ashe vs Binghamton (11/10/2024)
STEALS	2	Tymu Chenery vs Binghamton (11/10/2024)
	2	Evan Ashe vs Binghamton (11/10/2024)
	1	Jo'el Emanuel vs FDU (11/04/2024)
	1	Brayden Reynolds vs FDU (11/04/2024)
	1	Evan Ashe vs Binghamton (11/10/2024)
BLOCKED SHOTS	3	Evan Ashe vs Binghamton (11/10/2024)
	1	Chris Walker vs Binghamton (11/10/2024)
	1	Terrence Brown vs FDU (11/04/2024)
TURNOVERS	5	Gavin Walsh vs Binghamton (11/10/2024)
	4	Terrence Brown vs FDU (11/04/2024)
FOULS	4	Jameel Morris vs FDU (11/04/2024)
	4	Terrence Brown vs FDU (11/04/2024)



## TEAM GAME HIGHS/LOWS

### Miami (FL) - Game Highs

POINTS	113	FDU (11/04/2024)
	88	Binghamton (11/10/2024)
FIELD GOALS MADE	46	FDU (11/04/2024)
	28	Binghamton (11/10/2024)
FIELD GOAL ATTEMPTS	69	FDU (11/04/2024)
	58	Binghamton (11/10/2024)
FIELD GOAL PERCENTAGE	.667 (46-69)	FDU (11/04/2024)
	.483 (28-58)	Binghamton (11/10/2024)
3 PT FG MADE	11	Binghamton (11/10/2024)
	7	FDU (11/04/2024)
3 PT FG ATTEMPTS	31	Binghamton (11/10/2024)
	17	FDU (11/04/2024)
3 PT FG PERCENTAGE	.412 (7-17)	FDU (11/04/2024)
	.355 (11-31)	Binghamton (11/10/2024)
FREE THROWS MADE	21	Binghamton (11/10/2024)
	14	FDU (11/04/2024)
FREE THROW ATTEMPTS	25	Binghamton (11/10/2024)
	18	FDU (11/04/2024)
FREE THROW PERCENTAGE	.840 (21-25)	Binghamton (11/10/2024)
	.778 (14-18)	FDU (11/04/2024)
REBOUNDS	38	Binghamton (11/10/2024)
	37	FDU (11/04/2024)
ASSISTS	17	Binghamton (11/10/2024)
	16	FDU (11/04/2024)
STEALS	11	FDU (11/04/2024)
	10	Binghamton (11/10/2024)
BLOCKED SHOTS	1	Binghamton (11/10/2024)
	1	FDU (11/04/2024)
TURNOVERS	8	FDU (11/04/2024)
	7	Binghamton (11/10/2024)
FOULS	21	FDU (11/04/2024)
	14	Binghamton (11/10/2024)

### Miami (FL) - Game Lows

POINTS	88	Binghamton (11/10/2024)
	113	FDU (11/04/2024)
FIELD GOALS MADE	28	Binghamton (11/10/2024)
	46	FDU (11/04/2024)
FIELD GOAL ATTEMPTS	58	Binghamton (11/10/2024)
	69	FDU (11/04/2024)
FIELD GOAL PERCENTAGE	.483 (28-58)	Binghamton (11/10/2024)
	.667 (46-69)	FDU (11/04/2024)
3 PT FG MADE	7	FDU (11/04/2024)
	11	Binghamton (11/10/2024)
3 PT FG ATTEMPTS	17	FDU (11/04/2024)
	31	Binghamton (11/10/2024)
3 PT FG PERCENTAGE	.355 (11-31)	Binghamton (11/10/2024)
	.412 (7-17)	FDU (11/04/2024)
FREE THROWS MADE	14	FDU (11/04/2024)
	21	Binghamton (11/10/2024)
FREE THROW ATTEMPTS	18	FDU (11/04/2024)
	25	Binghamton (11/10/2024)
FREE THROW PERCENTAGE	.778 (14-18)	FDU (11/04/2024)
	.840 (21-25)	Binghamton (11/10/2024)
REBOUNDS	37	FDU (11/04/2024)
	38	Binghamton (11/10/2024)
ASSISTS	16	FDU (11/04/2024)
	17	Binghamton (11/10/2024)
STEALS	10	Binghamton (11/10/2024)
	11	FDU (11/04/2024)
BLOCKED SHOTS	1	Binghamton (11/10/2024)
	1	FDU (11/04/2024)
TURNOVERS	7	Binghamton (11/10/2024)
	8	FDU (11/04/2024)
FOULS	14	Binghamton (11/10/2024)
	21	FDU (11/04/2024)

### Opponent - Game Highs

POINTS	72	FDU (11/04/2024)
	64	Binghamton (11/10/2024)
FIELD GOALS MADE	25	FDU (11/04/2024)
	23	Binghamton (11/10/2024)
FIELD GOAL ATTEMPTS	55	Binghamton (11/10/2024)
	53	FDU (11/04/2024)
FIELD GOAL PERCENTAGE	.472 (25-53)	FDU (11/04/2024)
	.418 (23-55)	Binghamton (11/10/2024)
3 PT FG MADE	8	Binghamton (11/10/2024)
	7	FDU (11/04/2024)
3 PT FG ATTEMPTS	24	Binghamton (11/10/2024)
	23	FDU (11/04/2024)
3 PT FG PERCENTAGE	.333 (8-24)	Binghamton (11/10/2024)
	.304 (7-23)	FDU (11/04/2024)
FREE THROWS MADE	15	FDU (11/04/2024)
	10	Binghamton (11/10/2024)
FREE THROW ATTEMPTS	24	FDU (11/04/2024)
	15	Binghamton (11/10/2024)
FREE THROW PERCENTAGE	.667 (10-15)	Binghamton (11/10/2024)
	.625 (15-24)	FDU (11/04/2024)
REBOUNDS	29	Binghamton (11/10/2024)
	22	FDU (11/04/2024)
ASSISTS	20	Binghamton (11/10/2024)
	10	FDU (11/04/2024)
STEALS	3	Binghamton (11/10/2024)
	2	FDU (11/04/2024)
BLOCKED SHOTS	4	Binghamton (11/10/2024)
	1	FDU (11/04/2024)
TURNOVERS	15	FDU (11/04/2024)
	12	Binghamton (11/10/2024)
FOULS	19	FDU (11/04/2024)
	17	Binghamton (11/10/2024)

### Opponent - Game Lows

POINTS	64	Binghamton (11/10/2024)
	72	FDU (11/04/2024)
FIELD GOALS MADE	23	Binghamton (11/10/2024)
	25	FDU (11/04/2024)
FIELD GOAL ATTEMPTS	53	FDU (11/04/2024)
	55	Binghamton (11/10/2024)
FIELD GOAL PERCENTAGE	.418 (23-55)	Binghamton (11/10/2024)
	.472 (25-53)	FDU (11/04/2024)
3 PT FG MADE	7	FDU (11/04/2024)
	8	Binghamton (11/10/2024)
3 PT FG ATTEMPTS	23	FDU (11/04/2024)
	24	Binghamton (11/10/2024)
3 PT FG PERCENTAGE	.304 (7-23)	FDU (11/04/2024)
	.333 (8-24)	Binghamton (11/10/2024)
FREE THROWS MADE	10	Binghamton (11/10/2024)
	15	FDU (11/04/2024)
FREE THROW ATTEMPTS	15	Binghamton (11/10/2024)
	24	FDU (11/04/2024)
FREE THROW PERCENTAGE	.625 (15-24)	FDU (11/04/2024)
	.667 (10-15)	Binghamton (11/10/2024)
REBOUNDS	22	FDU (11/04/2024)
	29	Binghamton (11/10/2024)
ASSISTS	10	FDU (11/04/2024)
	20	Binghamton (11/10/2024)
STEALS	2	FDU (11/04/2024)
	3	Binghamton (11/10/2024)
BLOCKED SHOTS	1	FDU (11/04/2024)
	4	Binghamton (11/10/2024)
TURNOVERS	12	Binghamton (11/10/2024)
	15	FDU (11/04/2024)
FOULS	17	Binghamton (11/10/2024)
	19	FDU (11/04/2024)

## BOX SCORES



Official Basketball Box Score - Final  
**FDU at Miami (FL)**  
11/04/24 Watsco Center, Coral Gables, Fla.  
2024-25 Men's Basketball

Game Time: 7:00 PM  
Game Duration: 2:01  
Attendance: 5,550

Officials: Mark Schnur, Justin Porterfield, Clare Aubry

FDU - 72

Record: 0-1

NO.	Name	Min	FG M-A	3P M-A	FT M-A	Rebounds OR DR TOT	Fouls PF FO	TP	AS	TO	ST	Blocks BS BA	+/-
7	Bismark Nsiah	F 18:23	2-5	0-1	2-2	0 1 1	1 1	6	0	3	0	0 0	-29
13	Jo'el Emanuel	F 29:58	5-8	0-2	3-7	2 3 5	2 6	13	2	1	1	0 1	-27
2	Terrence Brown	G 30:19	8-14	0-1	2-3	1 3 4	4 6	18	2	4	0	1 0	-32
8	Ahmed Barba-Bey	G 23:12	1-3	1-3	1-2	0 1 1	1 1	4	2	1	0	0 0	-23
20	Dylan Jones	G 28:42	5-10	5-10	0-0	0 0 0	2 0	15	0	1	0	0 0	-36
21	Cameron Tweedy	14:04	1-2	0-0	0-0	0 1 1	2 0	2	2	1	0	0 0	-14
24	Brayden Reynolds	23:44	2-4	0-1	2-2	1 1 2	1 3	6	2	1	1	0 0	-24
1	Jameel Morris	07:12	0-2	0-2	1-2	0 2 2	4 1	1	0	1	0	0 0	-5
35	Jacob Warren	12:30	1-2	1-1	0-0	1 0 1	1 0	3	0	1	0	0 0	-11
5	Chidube Ekwomadu	04:14	0-1	0-1	2-4	0 0 0	1 2	2	0	0	0	0 0	-2
15	Josiah Francis	03:20	0-1	0-0	2-2	0 0 0	0 1	2	0	0	0	0 0	-1
14	Davin Francis	02:50	0-1	0-1	0-0	0 0 0	0 0	0	0	0	0	0 0	2
0	Brashon Hall	00:46	0-0	0-0	0-0	0 0 0	0 0	0	0	0	0	0 0	-1
30	Andrew Canda	00:46	0-0	0-0	0-0	0 0 0	0 0	0	0	0	0	0 0	-2
Team						1 4 5		0		1			
Totals			25-53	7-23	15-24	6 16 22	19 21	72	10	15	2	1 1	-41

Technical Fouls: NONE

Miami (FL) - 113

Record: 1-0

NO.	Name	Min	FG M-A	3P M-A	FT M-A	Rebounds OR DR TOT	Fouls PF FO	TP	AS	TO	ST	Blocks BS BA	+/-
2	Brandon Johnson	F 19:33	2-2	0-0	3-5	1 8 9	3 4	7	1	4	1	1 0	27
1	Lynn Kidd	C 25:26	10-11	0-0	4-4	3 6 9	1 2	24	0	1	1	0 0	24
5	Jalen Blackmon	G 21:00	6-10	3-5	0-0	0 1 1	1 2	15	1	0	1	0 0	21
11	A.J. Staton-McCray	G 24:44	3-6	1-2	0-0	2 3 5	2 1	7	2	0	1	0 0	28
24	Nijel Pack	G 27:22	9-11	2-3	1-1	0 2 2	1 3	21	5	0	0	0 0	32
0	Matthew Cleveland	20:24	4-5	0-1	1-1	0 0 0	2 1	9	1	1	1	0 0	22
10	Paul Djobet	15:47	2-4	0-0	0-0	3 2 5	2 0	4	3	0	2	0 0	16
3	Jalil Bethea	12:38	4-9	1-3	0-0	0 2 2	2 0	9	0	0	1	0 0	9
99	Divine Ugochukwu	14:28	6-9	0-1	3-5	0 1 1	4 5	15	2	0	1	0 1	13
23	Austin Swartz	11:58	0-2	0-2	2-2	0 0 0	1 1	2	1	1	2	0 0	11
4	Isaiah Johnson-Arigo	03:20	0-0	0-0	0-0	0 1 1	1 0	0	0	0	0	0 0	1
35	Yussif Basa-Ama	03:20	0-0	0-0	0-0	0 1 1	1 0	0	0	0	0	0 0	1
Team						1 0 1		0		1			
Totals			46-69	7-17	14-18	10 27 37	21 19	113	16	8	11	1 1	41

Technical Fouls: NONE

	FDU	MIA
Biggest lead	3 (1 <sup>st</sup> 19:01)	43 (2 <sup>nd</sup> 3:12)
Best Scoring Run	5 (1 <sup>st</sup> 2:55)	12 (1 <sup>st</sup> 15:57)
Lead Changes	1	
Times Tied	0	
Time with Lead	01:20	37:41

Points from	FDU	MIA
Turnovers	9	27
Paint	34	66
Second Chance	4	14
Fast Breaks	3	13
Bench	16	39

Period by Period Scoring			
	1st	2nd	TOT
FDU	35	37	72
MIA	56	57	113

Shooting By Period		
1 <sup>st</sup> FG%	24-34	70.6%
3PT%	2-5	40.0%
FT%	6-9	66.7%
2 <sup>nd</sup> FG%	22-35	62.9%
FT%	8-9	88.9%
GM FG%	46-69	66.7%
3PT%	7-17	41.2%
FT%	14-18	77.8%
Dead Ball Rebounds: 1-0		



Official Basketball Box Score - Final  
**Binghamton at Miami (FL)**  
11/10/24 Watsco Center, Coral Gables, Fla.  
2024-25 Men's Basketball

Game Time: 2:00 PM  
Game Duration: 1:55  
Attendance: 5,701

Officials: Doug Shows, Jemel Spearman, Ryan Sassano

Binghamton - 64

Record: 1-2

NO.	Name	Min	FG M-A	3P M-A	FT M-A	Rebounds OR DR TOT	Fouls PF FO	TP	AS	TO	ST	Blocks BS BA	+/-
0	Tymu Chenery	F 27:24	3-8	1-2	1-2	1 3 4	3 1	8	3	2	2	0 0	-19
21	Ben Callahan-Gold	F 24:29	3-7	1-5	0-0	0 4 4	2 0	7	2	1	0	0 0	-6
22	Gavin Walsh	F 31:29	7-13	4-7	3-5	2 8 10	2 5	21	1	5	0	0 0	-4
1	Jayden Lemond	G 25:56	0-1	0-0	1-2	0 0 0	3 2	1	4	1	0	0 0	-15
3	Evan Ashe	G 33:39	2-10	1-7	3-4	0 4 4	3 4	8	5	1	1	3 0	-13
5	Nehemiah Benson	20:59	6-10	0-0	0-0	1 1 2	2 1	12	0	0	0	0 0	-28
10	Chris Walker	24:43	1-5	0-2	2-2	0 2 2	1 1	4	5	1	0	1 1	-19
23	Wes Peterson	07:38	0-0	0-0	0-0	0 1 1	1 0	0	0	0	0	0 0	-17
35	Max Sims	03:43	1-1	1-1	0-0	0 0 0	0 0	3	0	1	0	0 0	1
Team						2 0 2		0		0			
Totals			23-55	8-24	10-15	6 23 29	17 14	64	20	12	3	4 1	24

Technical Fouls: NONE

Miami (FL) - 88

Record: 2-0

NO.	Name	Min	FG M-A	3P M-A	FT M-A	Rebounds OR DR TOT	Fouls PF FO	TP	AS	TO	ST	Blocks BS BA	+/-
2	Brandon Johnson	F 30:40	3-7	2-5	2-2	1 6 7	2 1	10	1	0	1	0 0	20
1	Lynn Kidd	C 25:28	3-4	0-0	0-0	3 1 4	1 1	6	0	3	1	0 1	4
5	Jalen Blackmon	G 22:09	5-9	3-5	4-5	0 1 1	1 3	17	1	0	2	0 0	11
11	A.J. Staton-McCray	G 18:00	0-4	0-3	2-2	0 1 1	3 1	2	1	0	2	0 0	9
24	Nijel Pack	G 30:12	6-13	3-10	2-2	0 3 3	1 2	17	6	1	0	0 0	24
0	Matthew Cleveland	20:27	3-7	0-1	3-6	2 9 11	0 4	9	2	1	0	0 2	22
10	Paul Djobet	12:19	1-1	0-0	2-2	0 4 4	2 2	4	2	1	0	0 0	23
3	Jalil Bethea	15:41	3-8	2-5	5-5	0 1 1	1 2	13	3	0	2	0 1	8
99	Divine Ugochukwu	09:48	3-3	0-0	1-1	0 0 0	3 1	7	1	2	1	0 0	0
23	Austin Swartz	09:07	1-2	1-2	0-0	0 0 0	0 0	3	0	0	0	1 0	-1
4	Isaiah Johnson-Arigo	03:43	0-0	0-0	0-0	0 1 1	0 0	0	0	0	0	0 0	-2
35	Yussif Basa-Ama	02:26	0-0	0-0	0-0	0 0 0	0 0	0	0	0	0	0 0	0
Team						2 3 5		0		0			
Totals			28-58	11-31	21-25	8 30 38	14 17	88	17	7	10	1 4	24

Technical Fouls: NONE

	BIN	MIA								
Biggest lead	6 (1 <sup>st</sup> 16:14)	29 (2 <sup>nd</sup> 4:35)	Points from	BIN	MIA	Period by Period Scoring				
			Turnovers	8	17		1st	2nd	TOT	
Best Scoring Run	7(2 <sup>nd</sup> 2:36)	12(1 <sup>st</sup> 12:00)	Paint	28	30	BIN	25	39	64	
Lead Changes			Second Chance	3	10					
Times Tied	1		Fast Breaks	10	13	MIA	46	42	88	
Time with Lead	04:13	34:32	Bench	19	36					





POINTS-REBOUNDS-ASSISTS

Opponent	Date	Score		0	1	2	3	4	5	10	11	23	24	35
				CLEVELAND, KIDD, LYNN	JOHNSON, BR	BETHEA, JAL	JOHNSON-AR	BLACKMON, J	DJOBET, PAU	STATON-MCC	SWARTZ, AUS	PACK, NIJEL	BASA-AMA, Y	
FDU	11/04/2024	113-72	W	9-0-1	24-9-0	7-9-1	9-2-0	0-1-0	15-1-1	4-5-3	7-5-2	2-0-1	21-2-5	0-1-0
Binghamton	11/10/2024	88-64	W	9-11-2	6-4-0	10-7-1	13-1-3	0-1-0	17-1-1	4-4-2	2-1-1	3-0-0	17-3-6	0-0-0
Opponent	Date	Score		99	UGOCHUKWU,									
FDU	11/04/2024	113-72	W	15-1-2										
Binghamton	11/10/2024	88-64	W	7-0-1										



## TV/RADIO PHOTO ROSTER



#0

**MATTHEW CLEVELAND**  
Sr. | G | 6-7  
ATLANTA, GA.  
(Florida State/Pace Academy)



#1

**LYNN KIDD**  
Gr. | C | 6-10  
GAINESVILLE, FLA.  
(Virginia Tech/IMG Academy)



#2

**BRANDON JOHNSON**  
Sr. | F | 6-8  
RALEIGH, N.C.  
(East Carolina/Rolesville)



#3

**JALIL BETHEA**  
Fr. | G | 6-5  
PHILADELPHIA, PA.  
(Archbishop Wood)



#4

**ISAIAH JOHNSON-ARIGU**  
Fr. | F | 6-7  
MINNEAPOLIS, MINN.  
(Totino-Grace)



#5

**JALEN BLACKMON**  
Sr. | G | 6-2  
MARION, IND.  
(Stetson/Marion)



#8

**XANDER ALARIE**  
Fr. | F | 6-8  
POTOMAC, MD.  
(St. Andrew's Episcopal School)



#10

**PAUL DJOBET**  
So. | G | 6-7  
LILLE, FRANCE  
(West Oaks Academy (Fla.))



#11

**A.J. STATON MCCRAY**  
R-Jr. | G | 6-4  
DELRAY BEACH, FLA.  
(Samford/West Oaks Academy (Fla.))



#15

**KIREE HUIE**  
Sr. | F | 6-9  
PHILADELPHIA, PA.  
(Idaho State/Grayson)



#23

**AUSTIN SWARTZ**  
Fr. | G | 6-4  
CONCORD, N.C.  
(Cannon School)



#24

**NIJEL PACK**  
Gr. | G | 6-0  
INDIANAPOLIS, IND.  
(Kansas State/Lawrence Central)



#35

**YUSSIF BASA-AMA**  
Gr. | F | 6-9  
BOLGATANGA, GHANA  
(Yale/ Saint Andrew's School (Fla.))



#99

**DIVINE UGOCHUKWU**  
Fr. | G | 6-3  
SUGAR LAND, TEXAS  
(Clements)



HC

**JIM LARRAÑAGA**  
HEAD COACH  
14TH SEASON



AHC

**BILL COURTNEY**  
ASSOCIATE HEAD COACH  
SIXTH SEASON



AC

**DJ IRVING**  
ASSISTANT COACH  
FOURTH SEASON



AC

**KOTIE KIMBLE**  
ASSISTANT COACH  
THIRD SEASON



AC

**JOE GIMBEL**  
ASSISTANT COACH / HEAD VIDEO DIR.  
FOURTH SEASON, FIRST AS AC