

# MOUNT ST. MARY'S MOUNTAINEERS

2024-25 Game Notes ♦ Game 12 ♦ Watsco Center ♦ Coral Gables, Fla.



MOUNT ST. MARY'S		MIAMI		
Overall	MAAC	Overall	ACC	
6-4	1-1	Record	4-7	0-0
4-1	1-0	Home	4-3	0-0
2-3	0-1	Away	0-0	0-0
0-0	0-0	Neutral	0-4	0-0
255	-	KenPom	96	

## 2024-25 Schedule/Results

Day	Date	Opponent (TV/Stream)	Time/Result
Mon.	Nov. 4	NOTRE DAME of MARYLAND (ESPN+)	W, 98-62
Fri.	Nov. 8	at Maryland (B10 Network)	L, 52-86
Wed.	Nov. 13	at Bucknell	W, 93-89 (2ot)
Sat.	Nov. 16	SAINT FRANCIS% (ESPN+)	W, 66-58
Wed.	Nov. 20	at Georgetown% (FS1)	L, 51-79
Sat.	Nov. 23	DELAWARE ST. (ESPN+)	W, 76-66
Sat.	Nov. 30	at Howard	W, 79-75
Fri.	Dec. 6	at Marist* (ESPN+)	L, 50-53
Sun.	Dec. 8	FAIRFIELD* (ESPN+)	W, 101-94
Sat.	Dec. 14	LOYOLA (ESPN+)	L, 66-79
Wed.	Dec. 18	at LIU (NEC Front Row)	W, 80-72
Sat.	Dec. 21	at Miami (ACCNX)	2 pm
Sat.	Dec. 28	at George Mason (ESPN+)	2 pm
Sun.	Jan. 5	NIAGARA* (ESPN+)	2 pm
Thu.	Jan. 10	at Manhattan* (ESPN+)	7 pm
Sun.	Jan. 12	SACRED HEART* (ESPN+)	2 pm
Thu.	Jan. 16	at Rider* (ESPN+)	7 pm
Sat.	Jan. 18	QUINNIPIAC* (ESPN+)	4 pm
Thu.	Jan. 23	at Siena* (ESPN+)	7 pm
Sat.	Jan. 25	MANHATTAN* (ESPN+)	4 pm
Fri.	Jan. 31	at Merrimack* (ESPN+)	7 pm
Sun.	Feb. 2	at Saint Peter's* (ESPN+)	2 pm
Thu.	Feb. 6	IONA* (ESPN+)	7 pm
Fri.	Feb. 14	at Niagara* (ESPN+)	6:30 pm
Sun.	Feb. 16	at Canisius* (ESPN+)	1 pm
Fri.	Feb. 21	SAINT PETER'S* (ESPN+)	7 pm
Sun.	Feb. 23	RIDER* (ESPN+)	2 pm
Fri.	Feb. 28	at Fairfield* (ESPN+)	7 pm
Sun.	Mar. 2	SIENA* (ESPN+)	2 pm
Thu.	Mar. 6	at Quinnipiac* (ESPN+)	7 pm
Sat.	Mar. 8	MARIST* (ESPN+)	4 pm

Mar. 11-15 MAAC Tournament (Atlantic City, N.J.)

HOME GAMES IN BOLD CAPS | \* - Metro Atlantic Athletic Conference Game

! - Metro Atlantic Athletic Conference Tournament (Atlantic City, N.J.)

% - Hoya MTE

@MountHoops

## MOUNT STORYLINES

► Mount St. Mary's improved to 7-4 this season with an 80-72 win at LIU on Wednesday night. Dola Adebayo led four Mountaineers in double figures, matching his career high with 16 points in the win. Freshman Abdou Khadre Kebe chipped in a career-best 12 points while Javon Ervin added 11 and Terrell Ard Jr. 10 points, 11 rebounds and seven assists.

► Mount St. Mary's is 0-1 all-time against Miami with the Hurricanes winning first-ever meeting, 86-83, on Dec. 8, 1966, at the Baltimore Civic Center. The matchup in Baltimore was a wild one that featured a melee between the two teams. Miami's Rick Jones finished with a game-high 26 points while teammate Junior Gee added 20 points for the Hurricanes. Fred Carter led the Mount with a game-high 29 points while Bob Sutor added 19 points and 12 rebounds.

► The Mountaineers improved to 6-3 this season in non-conference play with the win at LIU on Wednesday, clinching a winning non-conference record for the first time since 2002-03. The Mount has two remaining non-conference games, at Miami and at George Mason (Dec. 28).






► Mount St. Mary's is 1-26 all-time against the Atlantic Coast Conference. The Mount's lone ACC win was a big one, a victory over No. 21 Georgia Tech at the Omni in Atlanta, Ga., on Dec. 18, 1995.

## INSIDE THE NUMBERS

► Terrell Ard Jr. finished with 10 points, 11 rebounds and seven assists, recording his fourth career double-double, in the win over LIU on Wednesday night. He is the first Mountaineer to finish with 10+ points, 10+ rebounds and 7+ assists in a game since Jeremy Goode posted 18 points, 10 rebounds and nine assists in a win over FDU on January 27, 2007.

► Mount St. Mary's went 31-for-41 (.756) at the foul line in the victory. The 41 free throw attempts were the most in a game since going 25-for-41 against Morgan State on Nov. 25, 2018. The 31 made free throws were the most since the Mount went 31-for-40 in an NEC Quarterfinal win over St. Francis Brooklyn on March 5, 2014.

## MOUNT ST. MARY'S PROJECTED GAME STARTERS

	<b>1 CARMELO PACHECO</b> Guard   So.   6-5   190 Harrisonburg, Va. Spotswood   UVA Wise	<b>Points</b> 7.0	<b>Rebounds</b> 1.4	<b>Assists</b> 1.2	<b>Minutes</b> 24.4
<b>Last Game:</b> Finished with six points in the Mount's win at LIU on Wednesday night. <b>Note:</b> Is 14-of-24 (.583) from three-point range over the past five games.					
	<b>4 DOLA ADEBAYO</b> Forward   R-Jr.   6-8   210 Fort Myers, Fla. Canterbury School	<b>Points</b> 12.0	<b>Rebounds</b> 6.5	<b>Blocks</b> 1.2	<b>Minutes</b> 26.0
<b>Last Game:</b> Matched his career high with 16 points while adding five rebounds and two steals in win at LIU <b>Note:</b> Averaging 15.0 points and 6.3 rebounds over the past three games.					
	<b>14 JEDY CORDILIA</b> Forward   Sr.   6-9   210 Tilburg, Netherlands West Nottingham Acad. (Md.)	<b>Points</b> 9.8	<b>Rebounds</b> 7.4	<b>Blocks</b> 1.0	<b>Minutes</b> 25.2
<b>Last Game:</b> Finished four points and six rebounds at LIU. <b>Note:</b> Shooting 65.6 percent from the field this season.					
	<b>23 JAVON ERVIN</b> Guard   Jr.   6-3   200 Tacoma, Wash. Lakes   Peninsula College	<b>Points</b> 6.9	<b>Rebounds</b> 2.2	<b>Assists</b> 0.8	<b>Minutes</b> 16.1
<b>Last Game:</b> Recorded 11 points, hitting 7-of-10 from the foul line, in the win at LIU. <b>Note:</b> Started past three games, averaging 12.7 points over that stretch.					
	<b>45 XAVIER LIPSCOMB</b> Guard   Gr.   6-2   195 Washington, D.C. St. Stephen's & St. Agnes   Radford	<b>Points</b> 7.2	<b>Rebounds</b> 2.7	<b>Assists</b> 3.9	<b>Minutes</b> 31.9
<b>Last Game:</b> Tallied eight points, four rebounds and four assists in win at LIU. <b>Note:</b> Leads the Mount in assists (3.9) and minutes (31.9).					

## GAMEDAY INFO

Game No.	11
Date	Saturday, December 21, 2024
Tip Time	2:00 p.m.
Location	Coral Gables, Fla.
Arena (Capacity)	Watsco Center (8,000)
Watch	ACC Network Extra
Listen	Mount All-Access

## SERIES INFO

Series	Miami leads, 1-0
Last Mount Win	---
Last Miami Win	Miami 86, Mount 83 (12-8-66)
at Mount	0-0
at Miami	0-0
at Neutral Site	0-1

## BY THE NUMBERS

Category	Mount	Miami
Record	7-4	4-7
Streak	W1	W1
Scoring Offense	74.1	79.1
Scoring Defense	73.7	73.6
Scoring Margin	+0.4	+5.5
Field Goal Pct.	.432	.495
Field Goal Pct. Defense	.431	.462
3-Point Pct.	.314	.332
3-Point Pct. Defense	.292	.364
Free Throw Pct.	.754	.796
Rebound Margin	+3.3	+3.5
Assists per Game	15.0	13.3
Turnovers per Game	15.4	10.2
Turnover Margin	-2.4	-0.7
Steals per Game	7.4	5.7
Blocks per Game	3.0	2.7

NCAA TOURNAMENT 1995, 1999, 2008, 2014, 2017, 2021



## 2024-25 MOUNT BASKETBALL ROSTER

No.	Name	Pos.	Ht./Wt.	Cl.	Hometown/High School (Previous School)
1	Carmelo Pacheco	G	6-5/180	So.	Harrisonburg, Va./Spotswood (UVA Wise)
2	Arlandus Keyes	G	6-2/173	Jr.	Florissant, Mo./Abeka Academy (Ellsworth C.C.)
3	Jonathan Ogunfuye	F	6-7/190	R-Fr.	Houston, Texas/Spire Academy
4	Dola Adebayo	F	6-8/210	R-Jr.	Fort Myers, Fla./Canterbury School
5	Malcolm Dread	G	6-4/210	R-Jr.	Detroit, Mich./Gonzaga (D.C.) (Richmond)
6	Jaxon Hartman	G	6-3/195	R-Fr.	Staunton, Va./Miller School (West Virginia Wesleyan)
7	Elijah Espinosa	F	6-9/200	Fr.	Etters, Pa./Red Land
8	Dallas Hobbs	G	6-1/175	So.	Dallas, Texas/Dynamic Prep
9	Abdou Khadre Kébé	F	6-7/170	Fr.	Dakar, Senegal/Seed Academy (NBA Acad. Latin America)
10	Patrick Haigh	G	6-4/190	So.	Altroona, Pa./Bishop Guilfoyle
12	Trey Wilson	G	6-3/188	Fr.	Miramar, Fla./Miami Country Day
13	Terrell Ard Jr.	F	6-7/200	Sr.	Marietta, Ga./Putnam Science Academy (Presbyterian)
14	Jedy Cordilia	F	6-9/210	Sr.	Tilburg, Netherlands/West Nottingham Academy (Md.)
23	Javon Ervin	G	6-3/200	Jr.	Tacoma, Wash./Lakes (Peninsula College)
45	Xavier Lipscomb	G	6-2/195	Gr.	Washington, D.C./St. Stephen's & Agnes School (Radford)

## COACHING STAFF

Head Coach: Donny Lind (Loyola '10, 1st Season)

Assistant Coach: Keith Chesley (Maine-Augusta '15, 1st Season)

Assistant Coach: Dave Matturro (St. John Fisher '06, 1st Season)

Assistant Coach: Jeremy Freeman (Cornell '15, 4th Season)

Dir. of Basketball Ops: Sidy Sall (Christian Brothers '15, 1st Season)

Graduate Assistant: Andrew Winton (Gettysburg '23, 2nd Season)

Graduate Assistant: Demico Coleman (1st Season)

Strength & Conditioning Coach: Travis Scott (3rd Season)

Athletic Trainer: Meghan Weakes (2nd Season)

## PRONUNCIATION GUIDE

Dola Adebayo	Dole-ah Add-ah-bye-oh
Jedy Cordilia	JD Cor-deal-ee-uh
Patrick Haigh	HAGUE
Arlandus Keyes	Ar-lan-duss Keys
Abdou Khadre Kébé	Cod-dray Kay-bay
Xavier Lipscomb	Zavier
Jonathan Ogunfuye	O-gun-Fway-e
Carmelo Pacheco	PA-check-oh

## 2023-24 RADIO/TV CHART



**1 CARMELO PACHECO**  
G, 6-5, 190, Sophomore  
Harrisonburg, Va.



**2 ARLANDUS KEYES**  
G, 6-2, 173, Junior  
Florissant, Mo.



**3 JONATHAN OGUNFUYE**  
F, 6-7, 190, Redshirt Freshman  
Houston, Texas



**4 DOLA ADEBAYO**  
F, 6-8, 210, Redshirt Junior  
Ocala, Fla.



**5 MALCOLM DREAD**  
G, 6-4, 210, Redshirt Junior  
Washington, D.C.



**6 JAXON HARTMAN**  
G, 6-3, 195, Redshirt Freshman  
Staunton, Va.



**7 ELIJAH ESPINOSA**  
F, 6-9, 200, Freshman  
Etters, Pa.



**8 DALLAS HOBBS**  
G, 6-1, 175, Sophomore  
Dallas, Texas



**9 ABDOU KHADRE KÉBÉ**  
F, 6-7, 170, Freshman  
Dakar, Senegal



**10 PATRICK HAIGH**  
G, 6-4, 190, Sophomore  
Altroona, Pa.



**12 TREY WILSON**  
G, 6-3, 188, Freshman  
Miramar, Fla.



**13 TERRELL ARD JR.**  
F, 6-7, 220, Senior  
Marietta, Ga.



**14 JEDY CORDILIA**  
F, 6-9, 210, Senior  
Tilburg, Netherlands



**23 JAVON ERVIN**  
G, 6-3, 200, Junior  
Tacoma, Wash.



**45 XAVIER LIPSCOMB**  
G, 6-2, 195, Graduate Student  
Washington, D.C.





## MOUNT ST. MARY'S ATHLETIC COMMUNICATIONS

Mark Vandergrift, Assistant AD for Communications/Men's Basketball Contact  
Email: vandergrift@msmary.edu O: 301.447.5384 C: 717.357.3326

16300 Old Emmitsburg Rd.  
Emmitsburg, MD 21727

### UNIVERSITY INFORMATION

Mount St. Mary's University  
Emmitsburg, Md.

Founded .....1808  
Enrollment.....2,166  
Nickname.....Mountaineers, The Mount  
School Colors.....Blue and White  
Affiliation.....NCAA Division I  
Conference.....Metro Atlantic Athletic  
President.....Gerard J. Joyce, Ph.D.  
Director of Athletics.....Brad Davis  
Athletic Dept. Phone.....301-447-5296  
Ticket Office Phone.....301-447-5700  
Website.....www.mountathletics.com

### HEAD COACH - DONNY LIND

Seasons.....1st Season Overall/1st Season at the Mount  
Overall Record.....7-4  
Record at MSM.....7-4  
MAAC Regular Season Record.....1-1  
Conference Tournament Record.....0-0

### KNOTT ARENA

Opened.....Nov. 28, 1987  
Season.....38th  
Capacity.....2,817  
Record at Knott Arena.....284-187 (.603)  
Lind's Record at Knott Arena.....4-1 (.800)

### ALL-TIME RECORD

- ▶ 115th season of basketball
- ▶ Years: 1908 to present
- ▶ Overall Record: 1595-1212 (.568)
- ▶ MAAC Regular Season Record: 18-24 (.429)
- ▶ NCAA Division I Tournament Record: 2-6
- ▶ Conference Tournament Record: 31-21 (1-2 MAAC)

### CONFERENCE REGULAR SEASON TITLES

NEC: 1996, 2017

### CONFERENCE TOURNAMENT TITLES

NEC: 1995, 1999, 2008, 2014, 2017, 2021

### NCAA TOURNAMENT HISTORY

#### Division I

Appearances (6): 1995, 1999, 2008, 2014, 2017, 2021

#### Division II

Appearances (14): 1957, 1961, 1962, 1963, 1967, 1969, 1970, 1979, 1980, 1981, 1982, 1985, 1986, 1987  
Final Four (5): 1957, 1961, 1962, 1981, 1985  
National Championship (1): 1962

### NIT TOURNAMENT HISTORY

Appearances (1): 1996

### ▶ MOUNT UPDATE

◆ Mount St. Mary's outlasted LIU, 80-72, on Wednesday night in Brooklyn, N.Y. Dola Adebayo matched his career high with 16 points as four Mountaineers scored in double figures. Freshman Abdou Khadre Kebe added a career-high 12, Javon Ervin 11 and Terrell Ard Jr. 10 in the victory. Ard Jr. chipped 11 rebounds and a career-high seven assists for his second double-double of the year.

◆ Leading 34-29 at the half, the Mount saw LIU take a 40-38 advantage after a Blake Lander three-pointer. The Mount's Xavier Lipscomb countered with a three of his own to put the Mount back ahead, 42-40. After Lander tied the score at 42-42, Javon Ervin's free throw with 16:30 left gave the Mount the lead for good. The lead oscillated between four and eight points for most of the second half. The Mount held its largest lead, 78-68, with 2:26 on the clock.

◆ Dallas Hobbs, who has missed the past two games due to injury, leads three Mountaineers in double figures at 14.0 points per game. Adebayo is averaging 12.0 points while Ard Jr. is averaging 11.3 points and a team-high 7.9 rebounds. Lipscomb leads the team in assists (3.9) and minutes (31.9).

### ▶ ABOUT MIAMI

◆ Miami snapped a seven-game losing streak with a 94-75 win over Presbyterian at the Watsco Center on Sunday. The Hurricanes had a trio of players top 20 points in the victory. Matthew Cleveland had a game-high 24 points, Brandon Johnson added 20 while Lynn Kidd finished with 20 points, 11 rebounds and six assists.

◆ Nijel Pack leads four Miami players in double figures at 13.9 points per game this year. Kidd is averaging 11.7 points and 6.7 rebounds, Cleveland 10.6 points and Johnson 10.1 points and a team-high 7.2 boards. Pack is the team's assist leader with 4.3 per game.

◆ Miami is averaging 79.1 points on the season while allowing 73.6. The Hurricanes are shooting 49.5 percent overall and 33.2 percent from beyond the arc.

◆ Miami has wins over FDU (113-72), Binghamton (88-64) and Coppin State (93-63) in addition to the win over Presbyterian.

### ▶ THE MOUNT vs. THE ACC

◆ Mount St. Mary's is 1-26 all-time against the Atlantic Coast Conference. This will be the Mount's first game against an ACC opponent since opening the season at NC State on November 6, 2018.

◆ The Mount's lone ACC win was a big one, a victory over No. 21 Georgia Tech at the Omni in Atlanta, Ga., on Dec. 18, 1995. Jeff Balistrere hit a game-winning lay-up at the buzzer to send the Mountaineers to victory. Georgia Tech went on to

win the ACC regular season title that year.

◆ The Mount is 1-2 vs. Georgia Tech, 0-8 vs. Maryland, 0-4 vs. Wake Forest, 0-4 vs. North Carolina State, 0-2 vs. Notre Dame, 0-2 vs. Virginia Tech, 0-1 vs. Florida State, 0-1 vs. North Carolina, 0-1 vs. Pittsburgh and 0-1 vs. Virginia.

### The Mount vs. The Atlantic Coast Conference

Date	Opponent	Result
Nov. 6, 2018	at NC State	L, 55-105
Dec. 5, 2017	at Pittsburgh	L, 78-82 (ot)
Nov. 13, 2017	at #13 Notre Dame	L, 62-88
Dec. 9, 2014	at Notre Dame	L, 67-93
Nov. 26, 2014	at Wake Forest	L, 49-83
Dec. 7, 2011	at Maryland	L, 74-77
Jan. 2, 2011	at Virginia Tech	L, 34-99
Nov. 17, 2008	at Virginia Tech	L, 57-62
Mar. 21, 2008	vs. #1 North Carolina	L, 74-113
Dec. 28, 2006	at Maryland	L, 50-91
Dec. 16, 2006	at N.C. State	L, 65-80
Jan. 4, 2005	at #22 Maryland	L, 53-85
Nov. 18, 2005	at Virginia Tech	L, 62-74
Jan. 3, 2004	at Maryland	L, 56-89
Nov. 23, 2003	at Virginia	L, 71-80
Nov. 22, 2002	at N.C. State	L, 60-84
Nov. 16, 2000	at #18 Wake Forest	L, 61-108
Dec. 30, 1998	at Georgia Tech	L, 74-80
Nov. 22, 1997	at #23 Maryland	L, 74-102
Dec. 18, 1995	at #21 Georgia Tech	W, 71-69
Nov. 25, 1995	at #11 Wake Forest	L, 62-75
Dec. 22, 1993	at Florida State	L, 81-108
Dec. 20, 1993	at #14 Georgia Tech	L, 62-79
Jan. 2, 1992	at Wake Forest	L, 65-76
Dec. 8, 1990	at N.C. State	L, 104-114
Nov. 23, 1990	at Maryland	L, 53-83
Jan. 8, 1987	Maryland	L, 54-82

### ▶ HEAD COACH DONNY LIND

◆ Mount head coach Donny Lind earned his first career victory in his first game as a head coach in the Mount's 98-62 win over Notre Dame of Maryland. He is the first Mount head coach to post a win in their first game at the Mount since Jim Phelan won his first career game with a 99-84 victory over St. Francis Brooklyn on Dec. 4, 1954.

◆ Lind has posted a 7-4 record over his first 11 career games with the Mountaineers, the best start to a career by a Mount head coach since Jim Phelan went 9-2 over his first 11 games in his first season in 1954-55. Phelan, a member of the College Basketball Hall of Fame, went on to win 830 games in 49 seasons at Mount St. Mary's.

◆ Named the 23rd head coach in Mount history in April, Lind served as an assistant coach at UNC Greensboro, Radford, the Mount and VCU prior to coming back to the Mount.



## THE ALL-TIME SERIES vs. MIAMI

► Mount St. Mary's is 0-1 all-time against Miami with the Hurricanes winning first-ever meeting, 86-83, on Dec. 8, 1966, at the Baltimore Civic Center.

► The matchup in Baltimore was a wild one that featured a melee between the two teams. With 6:43 remaining and Miami leading, 70-64, Miami's Rick Jones and the Mount's Pete Johnston became entangled for a loose ball. Jones had his arms around Johnston's neck as they tumbled to the floor. This prompted the Mount's star player, future NBA player Fred Carter, to rush across the court to come to his teammate's defense. According to the Baltimore Sun article, Carter punched Jones in the nose, and several other skirmishes broke out. Carter was awarded a personal foul, but remained in the game while a Miami bench player was assessed a technical foul.

► Jones had the last laugh as he finished with a game-high 26 points in the win. Teammate Junior Gee added 20 points for the Hurricanes, including a four-point play on an intentional foul by Carter with 2:14 left that gave Miami an 82-74 advantage. Carter led the Mount with a game-high 29 points while Bob Sutor added 19 points and 12 rebounds.

### SERIES QUICK FACTS

Overall .....	0-1
at Mount.....	0-0
at Miami.....	0-0
at a neutral site.....	0-1
First Meeting.....	Dec. 8, 1966 (Miami 86, Mount 83)
Lind vs. Miami.....	0-0
Most Mount Points.....	83 (Dec. 8, 1966)
Most Miami Points.....	86 (Dec. 8, 1966)
Fewest Mount Points.....	83 (Dec. 8, 1966)
Fewest Miami Points.....	86 (Dec. 8, 1966)
Current Streak.....	L1
Longest Mount Win Streak.....	
Longest Miami Win Streak.....	W1

### GAME BY GAME

DATE	SITE	W/L	SCORE
Dec. 8, 1966	N	L	83-86

Miami leads, 1-0

Home: 0-0 \* Away: 0-0 \* Neutral: 0-1

### ► NON-CONFERENCE SUCCESS

◆ The Mountaineers have gone 6-3 so far this season in non-conference action, clinching the team's first winning non-conference record since 2002-03. The six non-conference wins this season are the most since going 6-7 in 2017-18.

◆ Since joining NCAA Division I in 1988-89, this is the third time the Mount has posted six non-conference victories, joining the 2017-18 team (6-7) and the 1989-90 team (6-6).

◆ This is just the second time the Mount has had a winning season in non-conference play at the Division I level. The 2002-03 team went 5-4 in non-conference action before finishing the year with an 11-16 record.

◆ Since joining NCAA Division I, the Mount is 115-260 (.307) in non-conference action, going 66-51 (.564) at home, 40-194 (.171) on the road and 9-18 (.333) at a neutral site.

### Mount's Best Non-Conference Seasons

by winning percentage in D1 ERA (since 1988-89)

Season	Non-Conference Record	Final Record
2024-25	6-3 (.667)	---
2002-03	5-4 (.556)	11-16
1989-90	6-6 (.500)	16-12
1993-94	4-4 (.500)	14-14
1996-97	4-4 (.500)	14-13

### ► MOUNT OFF TO BEST START IN D1 ERA

◆ Mount St. Mary's has opened the 2024-25 season with seven wins in its first 11 games, the best start in program history since moving to NCAA Division I in 1988-89.

◆ The last time the Mount had a better record after nine games was when the 1986-87 team was 9-1 en route to an 11-1 start to that season.

◆ The Mountaineers posted five wins in the month of November, the most in program history. The previous mark was three November wins on five separate occasions.

### BEST STARTS FOR THE MOUNT IN NCAA DIVISION I (Since 1988-89)

Year	Start	Final Record	Result Next Game
2024-25	7-4	---	---
2007-08	6-5	19-15	at Oregon (L, 73-81)
1995-96	6-5	21-8	at Monmouth (L, 77-82)

### ► MOUNT HITS CENTURY MARK

◆ Mount St. Mary's topped the century mark in a 101-94 home win over Fairfield on December 8. It is the 11th time since the Mountaineers moved to NCAA Division I in 1988-89 that the team has reached 100 points.

◆ It is the first time the Mount has scored 100 points since a 117-62 win over Washington (Md.) on Nov. 11, 2021, at Knott

Arena. The last time the Mount scored 100 points or more points against an NCAA Division I opponent was a 104-84 win at Norfolk State on Jan. 3, 2014. The last time the Mountaineers scored 100 or more points at home against a Division I opponent at home was a 103-86 win over LIU on Jan. 14, 1995.

### 100-Point Games in the Mount's D1 Era (since 1988-89)

Date	Opponent	Result
Dec. 8, 2024	Fairfield	W, 101-94
Nov. 11, 2021	Washington (Md.)	W, 117-62
Jan. 3, 2014	at Norfolk St.	W, 104-84
Mar. 2, 2013	at FDU	W, 103-82
Jan. 14, 1995	LIU	W, 103-86
Feb. 2, 1994	Marist	W, 113-91
Jan. 15, 1994	LIU	W, 110-92
Feb. 4, 1991	LIU	W, 109-98
Dec. 8, 1990	at NC State	L, 104-114
Jan. 25, 1990	at Marist	W, 100-89
Jan. 31, 1989	at Wright State	W, 102-100

### ► FREE THROWS BIG IN WINS AT HOWARD, LIU

◆ Mount St. Mary's went 29-for-30 (.967) at the foul line in the win over Howard on November 30. The Mount its first free throw attempt in the game, and proceeded to make its final 29 tosses at the foul line, including a 24-for-24 mark in the second half.

◆ The Mount's effort at the foul line was also a program single-game record for free throw percentage with a minimum of 15 attempts, besting the old mark of .963 (26-of-27) set against Bryant on Feb. 14, 2013. The Mount has been perfect at the line four times in program history, topped by a 12-for-12 performance against Manhattan on Nov. 21, 2000.

◆ Mount St. Mary's went 31-for-41 (.756) at the foul line in the victory. The 41 free throw attempts were the most in a game since going 25-for-41 against Morgan State on Nov. 25, 2018. The 31 made free throws were the most since the Mount went 31-for-40 in an NEC Quarterfinal win over St. Francis Brooklyn on March 5, 2014.

### Top Single Game Free Throw Marks at the Mount (Min. 15 Free Throw Attempts)

Date	Opponent	FT-FTA (Pct.)
11-30-2024	at Howard	29-30 (.967)
2-14-2013	Bryant	26-27 (.963)
2-1-1975	at Baltimore	20-21 (.952)
2-21-2013	LIU	20-21 (.952)
1-31-2015	at Sacred Heart	19-20 (.950)

### ► FRONTCOURT TRIO AMONG MAAC LEADERS

◆ The Mount's trio of forwards (Dola Adebayo, Terrell Ard Jr. and Jedy Cordilia) are among the MAAC's best in both re-



bounding and field goal percentage.

- ◆ Cordilia leads the MAAC in field goal percentage at 65.6 percent while Adebayo is fourth (51.8) and Ard Jr. fifth (51.7). In rebounding, Ard Jr. is second with 7.9 rebounds per game, Cordilia fourth (7.4) and Adebayo tied for seventh (6.5).

▶ ADEBAYO'S VERSATILITY

- ◆ Redshirt junior forward Dola Adebayo is having a solid start to the season, averaging 12.0 points, 6.5 rebounds and a team-high 1.2 blocks per game while shooting 51.8 percent from the field and 80.9 percent at the foul line.
- ◆ Adebayo, a Preseason Third Team All-MAAC selection, is averaging 15.0 points over the past three games, matching his career high of 16 points in his last game at LIU. Adebayo has matched his career high of 16 points three times this year, and he has scored in double figures in nine of the Mount's 11 contests this year.
- ◆ Adebayo had a strong all-around game in the Mount's 101-94 victory over Fairfield, finishing with 15 points, nine rebounds, five assists and four blocks. He is just the third player in NCAA Division I this season to post 15+ points, 9+ rebounds, 5+ assists and 4+ blocks in a game. Creighton's Jamiya Neal had 19 points, nine rebounds, nine assists and four blocks against UNLV while Auburn's Johni Broome had 21 points, 16 rebounds, six assists and four blocks against Memphis.

▶ ARD JR. PROVIDING CONSISTENT PRODUCTION

- ◆ Senior forward Terrell Ard Jr. has been giving the Mount consistent production this year, averaging 11.3 points and 7.9 rebounds, 2.2 assists and 1.4 steals while shooting 51.7 percent from the floor.
- ◆ Ard Jr. flirted with a triple-double in the win at LIU, posting 10 points, 11 rebounds and a career-high seven assists. It was his second double-double this year and fourth of his career. He is the first Mountaineer to post 10+ points, 10+rebounds and 7+ assists in a game since Jeremy Goode just missed a triple double with 18 points, 10 rebounds and nine assists in a win over FDU on January 27, 2007.
- ◆ Ard Jr. has scored in double figures eight times this season. He scored a season-high 16 points while adding nine rebounds in the Mount's win at Howard. Ard Jr. has grabbed five or more rebounds in each of the Mount's 11 games this season.

▶ HOBBS TAKING SOPHOMORE LEAP

- ◆ Sophomore guard Dallas Hobbs is off to a quick start to the 2024-25 season. Hobbs leads the Mount in scoring this season at 14.0 points per game while chipping in 3.7 assists and 3.6 rebounds. He has scored in double figures seven times this year, including each of this past three games. Hobbs missed the Mount's past two games due to injury.

2024-25 Metro Atlantic Athletic Conference Standings

Team	MAAC	Pct.	Overall	Pct.	Home	Away	Neutral	Streak
Marist	2-0	1.000	7-2	.778	4-0	3-2	0-0	W3
Quinnipiac	2-0	1.000	5-6	.455	3-1	2-5	0-0	L1
Merrimack	2-0	1.000	5-8	.385	2-1	3-6	0-1	L2
Mount St. Mary's	1-1	.500	7-4	.636	4-1	3-3	0-0	W1
Manhattan	1-1	.500	5-5	.500	3-2	2-3	0-0	W1
Fairfield	1-1	.500	5-6	.455	3-2	1-3	1-1	L2
Niagara	1-1	.500	5-6	.455	3-1	0-5	2-0	W1
Siena	1-1	.500	5-6	.455	2-1	2-3	1-2	L1
Sacred Heart	1-1	.500	4-7	.364	2-1	1-5	1-1	L2
Iona	1-1	.500	3-8	.273	2-2	0-4	1-2	W1
Saint Peter's	0-2	.000	4-5	.444	1-1	3-4	0-0	L2
Rider	0-2	.000	4-7	.364	0-3	4-4	0-0	L5
Canisius	0-2	.000	0-12	.000	0-5	0-6	0-1	L12

UPCOMING SCHEDULE

<b>Tuesday, December 17</b> Marist 68, Stony Brook 66 St. Bonaventure 65, Siena 48 Holy Cross 70, Quinnipiac 69 Stanford 74, Merrimack 68
<b>Wednesday, December 18</b> Mount St. Mary's 80, LIU 72 UAlbany 74, Sacred Heart 66 Manhattan 80, Wagner 66 Central Connecticut 64, Fairfield 63 Loyola Chicago 72, Canisius 60
<b>Thursday, December 19</b> Saint Mary's 73, Merrimack 68
<b>Friday, December 20</b> Rider at penn, 6 pm Holy Cross at Siena, 7 pm Delaware at Saint Peter's, 7 pm
<b>Saturday, December 21</b> Mount St. Mary's at Miami (Fla.), 2 pm Quinnipiac at Central Connecticut, 1 pm Niagara at St. Bonaventure, 1 pm Fairfield at Monmouth, 1 pm Manhattan at Presbyterian, 1 pm UMBC at Marist, 1 pm Canisius at Bradley, 2 pm
<b>Sunday, December 22</b> Iona at Colgate, 1 pm Sacred Heart at Miami (Ohio), 1 pm Rider at NC State, 4 pm

Head to Head in 2024-25 Regular Season

HOME	Result	+/-
Canisius	----	
Fairfield	W, 101-94	+7
Iona		
Manhattan		
Marist		
Merrimack	----	
Niagara		
Quinnipiac		
Rider		
Sacred Heart		
Saint Peter's		
Siena		
ROAD	Result	+/-
Canisius		
Fairfield		
Iona	----	
Manhattan		
Marist	L, 50-53	-3
Merrimack		
Niagara		
Quinnipiac		
Rider		
Sacred Heart	----	
Saint Peter's		
Siena		

ALL-TIME TEAM-BY-TEAM vs. the MAAC

Opponent	All-Time	Streak	Home	Road	Neutral	Last Meeting
Canisius	5-2	L2	3-0	1-1	1-1	Mar. 12, 2024 (CAN 77, MSM 61)
Fairfield	2-4	W1	1-2	0-2	1-0	Dec. 8, 2024 (MSM 101, FFD 94)
Iona	2-6	W1	1-1	1-4	0-1	Feb. 25, 2024 (MSM 72, ION 65)
Manhattan	8-12	W1	4-2	3-9	1-1	Feb. 8, 2024 (MSM 82, MAN 78)
Marist	15-8	L1	10-2	5-6	0-0	Dec. 6, 2024 (MAR 53, MSM 50)
Merrimack	6-1	W5	4-0	1-1	1-0	Feb. 3, 2022 (MSM 69, MC 53)
Niagara	2-4	W1	1-2	1-2	0-0	Mar. 3, 2024 (MSM 91, NIA 72)
Quinnipiac	16-15	W1	10-4	5-11	1-0	Feb. 10, 2024 (MSM 96, QU 79)
Rider	13-16	L2	5-7	7-9	1-0	Feb. 16, 2024 (RID 61, MSM 57)
Saint Peter's	3-5	L3	1-2	2-3	0-0	Feb. 23, 2024 (SPU 70, MSM 65)
Sacred Heart	30-15	L1	17-6	12-9	1-0	Feb. 24, 2022 (SHU 77, MSM 65)
Siena	2-6	W2	1-3	1-3	0-0	Feb. 4, 2024 (MSM 68, SIE 61)



## THE MOUNT'S RECORD WHEN

At home	4-1
On the road	3-3
Neutral Site	0-0
Overtime	0-0
Day Games	3-0
Night Games	4-4
Home MAAC Regular Season	1-0
Away MAAC Regular Season	0-1
Games decided by 1 point	0-0
Games decided by 2-5 points	2-1
Games decided by 6-9 points	3-1
Games decided by 10 points or more	2-2
When outrebounding opponent	6-2
When outrebounded by opponent	1-2
When rebounds equal	0-0
When leading at the half	6-0
When trailing at the half	1-4
When tied at the half	0-0
When playing teams w/ winning record	2-3
When playing teams w/ losing record	4-0
When playing teams w/ .500 record	1-1
When outshooting opponent	5-1
When outshot by opponent	2-3
When tied in shooting w/ opponent	0-0
When team has 30-39 rebounds	2-4
When team has 40-49 rebounds	3-0
When team has 50+ rebounds	1-0
When team shoots below 40%	1-2
When team shoots 40-49.9%	4-2
When team shoots 50% or above	2-0
When Mount makes 5-9 3-pointers	5-2
When Mount makes 10+ 3-pointers	2-0
When a Mount player scores 20+	2-1
When a Mount player scores 30+	0-0
When a Mount player scores 40+	0-0
When a Mount player has 10+ rebounds	3-1
When a Mount player has 10+ assists	0-0
When a Mount player at 5+ steals	0-0
<b>SCORING</b>	
When scoring 80+ points	4-0
When scoring 70-79 points	2-0
When scoring 60-69 points	1-1
When scoring below 60 points	0-3
When opponents score under 60 points	1-1
When opponents score 60-69 points	2-0
When opponents score 70-79 points	2-2
When opponents score 80+ points	2-1
<b>STREAKS</b>	
Coming off a win	2-4
Coming off a loss	4-0
Longest winning streak	W2
Longest losing streak	L1
Current Streak	W1
<b>DAYS OF THE WEEK</b>	
Monday	1-0
Tuesday	0-0
Wednesday	2-1
Thursday	0-0
Friday	0-2
Saturday	3-1
Sunday	1-0

## Mount St. Mary's Career Leaders

<b>POINTS</b>		<b>Points</b>
1. Jack Sullivan (1953-57)		2,672
2. Chris McGuthrie (1992-96)		2,297
3. Junior Robinson (2014-18)		1,872
4. Fred Carter (1966-69)		1,840
5. Mike Cataline (1972-76)		1,838
<b>REBOUNDS</b>		<b>Rebounds</b>
1. Bob Sutor (1965-70)		1,368
2. Sal Angelo (1952-55)		1,334
3. Jack Sullivan (1953-57)		1,216
4. Bill Williams (1954-58)		1,154
5. John O'Reilly (1960-63)		1,113
<b>ASSISTS</b>		<b>Assists</b>
1. Jeremy Goode (2006-10)		603
2. Gregory Harris (1996-00)		529
3. John Moore (1984-88)		471
4. Riley Inge (1993-96)		466
5. Marlon Cook (1981-85)		463
<b>STEALS</b>		<b>Steals</b>
1. Paul Edwards (1982-87)		316
2. Jeremy Goode (2006-10)		260
3. Darryle Edwards (1981-85)		226
4. Gregory Harris (1996-00)		205
5. Riley Inge (1993-96)		204
<b>BLOCKS</b>		<b>Blocks</b>
1. Mike Grimes (1984-88)		231
2. Gerben Van Dorpe (1994-98)		195
3. Nana Opoku (2018-22)		194
4. Chris Wray (2014-18)		141
5. Michael Watson (1991-95)		140
<b>GAMES PLAYED</b>		<b>Games Played</b>
1. Malik Jefferson (2018-23)		134
2. Junior Robinson (2014-18)		131
3. Jeremy Goode (2006-10)		128
3. Markus Mitchell (2006-10)		128
3. Taylor Danaher (2012-16)		128
3. Will Miller (2013-17)		128

♦ Hobbs had 12 points, six rebounds and five assists for the Mount in the win over Saint Francis, the third time in his career he has recorded 10+ points, 5+ rebounds and 5+ assists in the same game.

♦ Hobbs scored a career-high 21 points in the Mount's loss at Maryland. He hit all five of his three-point shots in the game, the third 20-point effort of his career.

♦ Hobbs went 5-for-5 from three-point range in the loss at Maryland, becoming the fifth Mountaineer all-time to make five or more threes in a game without a miss. Kevin Booth holds the standard, going 7-for-7 against Widener on January 21, 1989. Dakota Leffew (5-for-5 vs. Siena on 12/3/23), Chris Vann (5-for-5 at James Madison on 11/24/07 and Will Miller (5-for-5 at Norfolk State on 1/3/14).

## The Mount's Top Individual 3-Point Shooting Games Without a Miss

Name	Opponent	3FGM/3FGA
Kevin Booth	Widener (1/21/89)	7-for-7
Dallas Hobbs	Maryland (11/8/24)	5-for-5
Dakota Leffew	Siena (12/3/23)	5-for-5
Will Miller	Norfolk State (1/13/14)	5-for-5
Chris Vann	James Madison (11/24/07)	5-for-5

## THE STARTING FIVE

Opponent	Guard	Guard	Guard	Forward	Forward	Times Used (Record)	Lineup# (Streak)
NOTRE DAME (Md.)	Pacheco	Hobbs	Lipscomb	Adebayo	Cordilia	1 (1-0)	1(1)
at Maryland	Pacheco	Hobbs	Lipscomb	Adebayo	Cordilia	2 (1-1)	1 (2)
at Bucknell	Pacheco	Hobbs	Lipscomb	Adebayo	Ard Jr.	1 (1-0)	2 (1)
SAINT FRANCIS U	Pacheco	Hobbs	Lipscomb	Adebayo	Ard Jr.	2 (2-0)	2 (2)
at Georgetown	Pacheco	Hobbs	Lipscomb	Adebayo	Ard Jr.	3 (2-1)	2 (3)
DELAWARE ST.	Pacheco	Hobbs	Lipscomb	Adebayo	Cordilia	3 (2-1)	1 (1)
at Howard	Pacheco	Hobbs	Lipscomb	Adebayo	Cordilia	4 (3-1)	1 (2)
at Marist	Pacheco	Hobbs	Lipscomb	Adebayo	Cordilia	5 (3-2)	1 (3)
FAIRFIELD	Pacheco	Ervin	Lipscomb	Adebayo	Cordilia	1 (1-0)	3 (1)
LOYOLA	Keyes	Ervin	Lipscomb	Adebayo	Cordilia	1 (0-1)	4 (1)
at LIU	Pacheco	Ervin	Lipscomb	Adebayo	Cordilia	2 (2-0)	3 (1)
at Miami							
at George Mason							
NIAGARA							
at Manhattan							
SACRED HEART							
at Rider							
QUINNIPIAC							
at Siena							
MANHATTAN							
at Merrimack							
at Saint Peter's							
IONA							
at Niagara							
at Canisius							
SAINT PETER'S							
RIDER							
at Fairfield							
SIENA							
at Quinnipiac							
MARIST							



## ► CORDILIA HAS BIG WEEK TO START MAAC PLAY

- ◆ Jedy Cordilia started MAAC play strong, averaging 12.5 points and 9.5 rebounds while shooting 12-of-17 (.706) from the field in the Mount's first two MAAC games.
- ◆ Cordilia recorded a career-high 12 rebounds in the Mount's loss at Fairfield on December 6, and followed with a 21-point, seven-rebound effort in the Mount's 101-94 victory over Fairfield on Dec. 8.
- ◆ Cordilia is averaging 9.8 points and 7.4 rebounds while shooting 65.6 percent (42-of-64) from the field this year. He matched a career-high with 22 points in the Mount's win at Bucknell earlier this season. He now has three career 20-point games.
- ◆ The senior forward is shooting 58.9 percent from the field in his Mount career, the top mark in program history.

## Mount Career Field Goal Percentage Leaders

(Min. 300 attempts)

Name	Years	FGM-FGA	PCT.
Jedy Cordilia	2021-	229-389	.589
Chris Wray	2014-18	304-517	.588
Michael Watson	1991-95	458-779	.588
Raven Barber	2009-13	287-491	.585
Alex Watson	1987-91	466-800	.583

## ► LIPSCOMB BACK AT THE POINT

- ◆ Point guard Xavier Lipscomb is back this season after missing all but two games last year due to a broken foot. The graduate student is averaging 7.2 points, 3.9 assists and 2.7 rebounds while leading the team in minutes played (31.9).
- ◆ He matched his career high with seven assists in each of the Mount's first two games this season. He is the first Mountaineer to have back-to-back games with seven or more assists since Jalen Benjamin in January of 2023.
- ◆ Lipscomb matched his season high with 12 points while adding five assists in the Mount's win over Fairfield on December 8.
- ◆ Lipscomb started the first two games last year before suffering a season-ending injury. He averaged 5.0 points, 4.5 rebounds and 4.0 assists in those games, including 10 points, seven boards and five assists in the Mount's win over Coppin State.
- ◆ Mount head coach Donny Lind was an assistant coach at Radford from 2016-21, and he recruited Lipscomb to the program. The pair were together one season before Lind moved on as an assistant coach at UNC Greensboro.

## ► PACHECO HEATING UP

- ◆ Sophomore Carmelo Pacheco has been heating up from three-point range for the Mountaineers. The transfer from UVA Wise scored a game-high 18 points while hitting 6-of-8 from three-point range in the win over Howard on Nov. 30.

- ◆ Pacheco is shooting 58.3 percent (14-of-24) from beyond the arc over his past four games to improve his three-point percentage to 42.6 (20-of-47) on the year. Pacheco has scored in double figures three times this season. He missed the Mount's game against Loyola due to injury.

## ► DOUBLE-DOUBLES

- ◆ Dola Adebayo registered his first career double-double with 10 points and a career high 13 rebounds in the Mount's 66-58 win over Saint Francis. He is the third Mountaineer this season to record a double-double.
- ◆ Jedy Cordilia (14 points, 11 rebounds) and Terrell Ard Jr. (12 points, 14 rebounds) each finished with a double-double for the Mountaineers in the season opening win over Notre Dame of Maryland. It was the first time the Mount had a pair of double-doubles in the same game since Feb. 21, 2021 when Damian Chong Qui (14 points, 11 rebounds) and Mezie Offurum (22 points, 13 rebounds) achieved the feat.
- ◆ Ard Jr. tallied 10 points, 11 rebounds and seven assists in the win at LIU, notching his second double-double this season and the fourth of his career. He finished with 14 rebounds in the win over Notre Dame of Maryland, tied for the most rebounds in a season opener by a Mountaineer in the Mount's Division I era (since 1988-89). Michael Watson had 14 rebounds against Central Connecticut in the season opener on December 3, 1993.

## ► OPENING GAME TIDBITS

- ◆ The Mount's 98-62 win over Notre Dame of Maryland at Knott Arena on Monday night was the first time in 26 years that Mount St. Mary's opened the season at home, dating back to a 92-88 overtime win over LaSalle on Nov. 14, 1998.
- ◆ The 36-point win was the Mount's largest margin of victory since a 98-59 win over Sacred Heart on January 21, 2022. The 98 points scored are the most in a game since that 98-point effort against Sacred Heart as well.
- ◆ The Mount is now 59-57 all-time in season openers. This last time the Mount opened with a win in the season opener was a 62-55 victory at Morgan State on Nov. 25, 2020.

## ► MAAC PRESEASON POLL

- ◆ Mount St. Mary's was picked to finish in 11th place in the annual Metro Atlantic Athletic Conference Preseason Coaches Poll.
- ◆ Quinnipiac was tabbed as the league favorite collecting 11 first-place votes and 166 points. Marist was picked second with 144 points, followed by Iona (139), Fairfield (119), Saint Peter's (118), Merrimack (112), Rider (99), Niagara (66), Siena (54), Manhattan (49), Mount St. Mary's (42), Canisius (38) and Sacred Heart (37).
- ◆ Dola Adebayo was named to the Preseason All-MAAC Third Team. He was joined on the Third Team by Clarence

Rupert (Iona), Jaden Winston (Manhattan), Tanner Thomas (Sacred Heart), Marcus Randolph (Saint Peter's) and Mohammed Sow (Saint Peter's). Quinnipiac's Amarri Monroe was named the MAAC Preseason Player of the Year.

## 2024-25 MAAC PRESEASON POLL

1.	Quinnipiac.....	166 (11)
2.	Marist.....	144 (1)
3.	Iona.....	139
4.	Fairfield.....	119 (1)
5.	Saint Peter's.....	118
6.	Merrimack.....	112
7.	Rider.....	99
8.	Niagara.....	66
9.	Siena.....	54
10.	Manhattan.....	49
11.	Mount St. Mary's.....	42
12.	Canisius.....	38
13.	Sacred Heart.....	37

First Place votes in ( ).

## ► ADEBAYO COLLECTS PRESEASON HONORS

- ◆ Forward Dola Adebayo was named to the Preseason All-MAAC Third Team prior to the season. Adebayo matched his career high with 16 points while adding seven boards in the season opening win over Notre Dame of Maryland.
- ◆ Last season, the redshirt junior averaged 6.7 points and 4.5 rebound for the Mountaineers. He led the Mount with 28 blocked shots a year ago while shooting 51.9 percent from the field and 76.0 percent at the foul line. He scored in double figures seven times, topped by 16-point efforts against Rider (Jan. 25) and Siena (Feb. 4). He collected a career-high 10 rebounds at Saint Francis U on Dec. 15 last year.

## ► CHANGES IN THE MAAC

- ◆ The Metro Atlantic Athletic Conference welcomed two new members this past April to bring the membership to the league to 13 teams. The newcomers are former Northeast Conference schools Merrimack and Sacred Heart.
- ◆ With the new additions, the MAAC announced a new format for the 2025 Hercules Tires MAAC Men's and Women's Basketball Championships at historic Jim Whelan Boardwalk Hall in Atlantic City, New Jersey. Beginning in 2025, the MAAC basketball championship field will feature the league's top-10 teams.
- ◆ This marks the first time in the league's 44-year history that the championship will not include every conference team. The championship will once again run from Tuesday through Saturday, with this year's games being played March 11-15, 2025.
- ◆ With the new championship field format, competition will commence with the first round on Tuesday with two games each for both the men's and women's for a total of four con-



tests, which is amended from the six total games that were played in the previous format dating back to 2014. First round games will put the No. 8 seed against the No. 9 seed and the No. 7 seed against the No. 10 seed.

- ◆ In addition to the changes in the MAAC Tournament, the regular season schedule was kept at 20 games. Each team will play eight opponents twice in a home-and-home series (16 games). The remaining four contests on each team's schedule will be single games against the remaining four opponents, featuring two home contests and two road contests.

## THE MOUNT BECOMES A FOOTBALL SCHOOL

- ◆ Mount St. Mary's announced women's flag football as a its 26th varsity sport, becoming the second Division I school in the country to add the sport. The Mountaineers have selected Sandi James, who plays professional tackle football for the DC Divas, to lead the program.

- ◆ At the interscholastic level, the game is evolving into a readily available option for high school athletes. Frederick County, which the Mount is located in, has been a pioneer for the sport, with all ten schools now fielding a varsity and JV roster. Other Maryland jurisdictions joined in, including all 25 schools in Montgomery County, a dozen in Baltimore City, and six from Washington County. Earlier this year, Pennsylvania agreed to sanction the sport as well, becoming the 13th state to add the sport. According to the National Federation of State High School Associations (NFHS), 42,955 girls participated in flag football during the 2023-2024 school year, more than double from the year before.



## THE LAST TIME IT HAPPENED...

### SCORING

A Player Scored 40 Points: Sam Prescott (44) vs. Bryant (2/14/13)

A Player Scored 35 Points: Junior Robinson (39) vs. Loyola (12/2/17)

A Player Scored 30 Points: Dakota Leffew (34) at Marist (2/2/24)

A Player Scored 25 Points: De'Shayne Montgomery (26) vs. Canisius (3/12/24)

A Player Scored 20 Points: Jedy Cordilla (21) vs. Fairfield (12/8/24)

Two players with 20+ points same game: De'Shayne Montgomery (26) and Dakota Leffew (23) vs. Canisius (3/12-24)

A Player Scored at Least 30 Points in Back-to-Back Games:

Chris McGuthrie, 32 at Loyola (12/16/95) and 37 at Georgia Tech (12/18/95)

Five Players Scored in Double Figures in a Game: Jedy Cordilla (21), Dola Adebayo (15),

Dallas Hobbs (14), Javon Ervin (14), Xavier Lipscomb (12), Arlandus Keyes (11) vs. Fairfield (12/8/24)

Five Players Scored in Double Figures in Back-to-Back Games:

at Bucknell (11/13/24) and vs. Saint Francis U (11/16/24)

Six Players Scored in Double Figures in a Game: Jedy Cordilla (21), Dola Adebayo (15),

Dallas Hobbs (14), Javon Ervin (14), Xavier Lipscomb (12), Arlandus Keyes (11) vs. Fairfield (12/8/24)

Leading Scorer off the Bench: De'Shayne Montgomery (25) at Fairfield (2/18/24)

### REBOUNDING

A Player Had 10+ Rebounds: Terrell Ard Jr. (11) at LIU (12/18/24)

A Player Had 15+ Rebounds: Mezie Offurum (16) vs. Texas Southern (3/18/21)

A Player Had 16+ Rebounds: Mezie Offurum (16) vs. Texas Southern (3/18/21)

A Player Had 17+ Rebounds: Omar Habwe (17) vs. Bryant (1/10/19)

A Player Had 18+ Rebounds: Malik Jefferson (20) at American (12/18/18)

A Player Had 20+ Rebounds: Malik Jefferson (20) at American (12/18/18)

A Player Had 25+ Rebounds: Bob Sutor (29) vs. Towson (12/15/69)

Two Players Had Double-Figure Rebounds in the Same Game: Terrell Ard Jr. (14) and Jedy Cordilla (11) vs. Notre Dame of Maryland (11/4/24)

### ASSISTS

A Player Had 10+ Assists in a Game: Jalen Benjamin (12) vs. Canisius (2/19/23)

A Player Had 11+ Assists in a Game: Jalen Benjamin (12) vs. Canisius (2/19/23)

A Player Had 12+ Assists in a Game: Jalen Benjamin (12) vs. Canisius (2/19/23)

A Player Had 13+ Assists in a Game: Riley Inge (13) vs. Long Island (1/15/94)

A Player Had 14+ Assists in a Game: Riley Inge (15) vs. Robert Morris (1/8/94)

A Player Had 15+ Assists in a Game: Riley Inge (15) vs. Robert Morris (1/8/94)

Two Players with Double-Figure Assists in the Same Game:

Riley Inge (11) and Chris McGuthrie (10) at St. Francis (N.Y.) (2/11/95)

### BLOCKS

A Player Had 5+ Blocks in a Game: Nana Opoku (5) vs. Morgan State (12/18/21)

A Player Had 6+ Blocks in a Game: Nana Opoku (6) vs. Sacred Heart (1/30/21)

A Player Had 7+ Blocks in a Game: Nana Opoku (9) vs. Saint Francis U (2/2/19)

A Player Had 8+ Blocks in a Game: Nana Opoku (9) vs. Saint Francis U (2/2/19)

A Player Had 9+ Blocks in a Game: Nana Opoku (9) vs. Saint Francis U (2/2/19)

A Player Had 10+ Blocks in a Game: Gerben Van Dorpe vs. Rider (1/11/96)

### STEALS

A Player Had 5+ Steals in a Game: De'Shayne Montgomery (5) at Manhattan (12/1/23)

A Player Had 6+ Steals in a Game: Mezie Offurum (6) at CCSU (1/21/21)

A Player Had 7+ Steals in a Game: Jeremy Goode (7), vs. Loyola (12/1/07)

A Player Had 8+ Steals in a Game: Riley Inge (9) at St. Francis (N.Y.) (1/13/96)

A Player Had 9+ Steals in a Game: Riley Inge (9) at St. Francis (N.Y.) (1/13/96)

A Player Had 10+ Steals in a Game: Durelle Lewis (10) vs. Glassboro State (12/28/79)

### DOUBLE-DOUBLES

A Player Had a Double-Double in Points and Rebounds: Terrell Ard Jr. (10 points and 11 rebounds) at LIU (12/18/24)

A Player Had a Double-Double in Points and Assists: Jalen Benjamin (10 points and 12 assists) vs. Canisius (2/19/23)

Two Players Had Double-Doubles in the Same Game: Terrell Ard Jr. (12 points, 14 rebounds) and Jedy Cordilla (14 points, 11 rebounds) vs. Notre Dame of Maryland (11/4/24)

A Player Had Back-to-Back Double-Doubles: Malik Jefferson vs. Saint Francis U (10 points, 12 rebounds on 2/25/21), Wagner (10 points, 10 rebounds on 3/6/21) and at Bryant (10 points, 15 rebounds on 3/9/21)

### MINUTES PLAYED

Played all 40 mins. (reg.): Joshua Reaves (40) vs. Iona (2/25/24)

Played 50+ mins.: Chris Vann (53) and Jeremy Goode (50), at Long Island (1/4/07)

Played 55+ mins.: Landy Thompson (55) at Central Connecticut (2/2/04)

Played 60+ mins.: Dave Samuels (60), Dick Talley (60), Ed Pfeiffer (60), Dave Maloney (60) vs. Albright (3/9/1962)

### TEAM STATISTICS

Scored 100+ points

at Home: Mount 101, Fairfield 94 (12/8/24)

on Road: Mount 103, Norfolk State 84 (1/3/14)

at Neutral Site: Mount 110, East Stroudsburg 90 (1/24/86)

Scored 90+ points: Mount 101, Fairfield 94 (12/8/24)

Allowed 100+ points

at Home: Wagner 109, Mount 99 (1/22/00)

on Road: NC State 105, Mount 55 (11/6/18)

at Neutral Site: North Carolina 113, Mount 74 (3/21/08)

Allowed 90+ points: Mount 101, Fairfield 94 (12/8/24)

Allowed less than 50 points: Mount 80 Siena (48) (12/3/23)

Allowed less than 40 points: Mount 51, Loyola 34 (12/10/22)

Most Points Scored in a Half (Division I Era):

1st Half: 61, vs. Washington (Md.) (11/11/21), 1st Half: Final: MSM 117, WC 62

2nd Half: 63, vs. Marist (2/24/94), 2nd half: Final: MSM 113, Marist 91

Fewest Points Scored in a Half (Division I Era):

1st Half: 11, at Virginia Tech (1/2/11); Final: Virginia Tech 99, Mount 34

1st Half: 11, vs. Maryland Eastern Shore (1/19/14); Final: MDES 53, Mount 41

2nd Half: 15, at Savannah State (12/22/11); Final: Savannah State 45, Mount 41

2nd Half: 15, Wagner (2/16/21); Final: Wagner 61, Mount 39

Fewest Points Allowed in a Half (Division I Era)

1st Half: 10, Columbia (12/9/1997); Mount 69, Columbia 42 (Halftime Score: 31-10)

1st Half: 10, Loyola (12/10/22); Mount 51, Loyola 34 (Halftime Score: 24-10)

1st Half: 13, at Robert Morris (1/14/2016); Mount 76, Robert Morris 52

2nd Half: 13, McDaniel (11/15/22); Mount 60, McDaniel 38

Shot 60 percent or better: 60.3 (35-of-58) vs. Fairfield (3/9/24)

Shot 50 percent or better: 53.8 (35-of-65) vs. Fairfield (12/8/24)

Blocked 10 shots: 10 at Bryant (3/9/21)

Had 5 or fewer turnovers: 5 vs. Fairfield (12/8/24)

Forced 20 turnovers: 20 vs. Notre Dame of Maryland (11/4/24)

Won by 30+ points: Mount 98, Notre Dame of Maryland 62 (11/4/24)

Won by 40+ points: Mount 80, Widener 33 (1/21/88)

Won by 50+ points: Mount 117, Washington (Md.) 62 (11/11/21)

Won 5 in a row: Jan. 17, 2022 thru Feb. 3, 2022 (6 games)

Won 10 in a row: Jan. 28, 2010 thru Mar. 7, 2010 (11 Games)

Won 15 in a row: Jan. 20, 1996 thru Mar. 1, 1996 (15 Games)

Won 20 in a row: Feb. 12, 1957 thru Mar. 13, 1957 (21 games)

### TOP COMEBACKS IN A WIN UNDER DONNY LIND

Deficit	Score	Time	Half	Final Score	Margin	Opponent	Date
15	54-39	15:36	2H	93-89 (2ot)	+4	Bucknell	11-13-24

### TOP DEFICITS OVERCOME UNDER DONNY LIND

Deficit	Score	Time	Half	Final Score	Margin	Opponent	Date
15	54-39	15:36	2H	93-89 (2ot)	+4	Bucknell	11-13-24

### TOP COMEBACKS IN A WIN (NCAA DIVISION I ERA)

Deficit	Score	Time	Half	Final Score	Margin	Opponent	Date
21	25-4	6:13	1st	61-54	+7	at Long Island	1-17-15
19	56-37	9:15	2nd	72-71	+1	St. Francis Brooklyn	3-5-14
18	36-18	1:31	1st	73-71	+2	at St. Francis Brooklyn	3-2-19
18	32-14	1:00	1st	61-59	+2	Monmouth	1-15-97
17	39-22	18:22	2nd	74-70ot	+4	at Robert Morris	11-19-21
17	44-27	2:24	1st	81-73	+8	Bucknell	12-8-15

### TOP DEFICITS OVERCOME (NCAA DIVISION I ERA)

Deficit	Score	Time	Half	Final Score	Margin	Opponent	Date
22	33-11	6:58	1st	75-74	-1	at Manhattan	12-1-23
21	25-4	6:13	1st	61-54	+7	at Long Island	1-17-15
19	21-2	11:32	1st	71-64	-7	vs. Albany	3-18-14
19	56-37	9:15	2nd	72-71	+1	St. Francis Brooklyn	3-5-14
18	36-18	1:31	1st	73-71	+2	at St. Francis Brooklyn	3-2-19
18	32-14	1:00	1st	61-59	+2	Monmouth	1-15-9
17	four times						

NOTES: Since moving to NCAA Division I, the Mount has rallied from a double-digit deficit to take the lead 98 times..The Mountaineers own a 52-46 record in those games.

## THE MOUNT BY POSSESSION

GAME	Offense PPP	Defense PPP
NOTRE DAME (Md.)	1.17	0.84
at Maryland	0.74	1.23
at Bucknell	1.09	1.05
SAINT FRANCIS U	0.97	0.85
at Georgetown	0.73	1.13
DELAWARE ST.	1.17	1.02
at Howard	1.08	1.03
at Marist	0.78	0.83
FAIRFIELD	1.42	1.32
LOYOLA	0.96	1.07
at LIU	1.11	1.00

at Miami
at George Mason
NIAGARA
at Manhattan
SACRED HEART
at Rider
QUINNIPIAC
at Siena
MANHATTAN
at Merrimack
at Saint Peter's
IONA
at Niagara
at Canisius
SAINT PETER'S
RIDER
at Fairfield
SIENA
at Quinnipiac
MARIST

### OVERALL

Mount offensive high - 1.42 vs. Fairfield

Mount offensive low - 0.73 at Georgetown

Mount defensive high - 1.32 vs. Fairfield

Mount defensive low - 0.74 vs. Notre Dame of Maryland

### MAAC PLAY

Mount offensive high - 1.42 vs. Fairfield

Mount offensive low - 0.78 at Marist

Mount defensive high - 1.32 vs. Fairfield

Mount defensive low - 0.83 at Marist



## All-Time 20-Point Games

(Since Joining NCAA Division I)

Name	20-Point Games
Chris McGuthrie	50
Junior Robinson	34
Kevin Booth	33
Gregory Harris	28
Landy Thompson	28
Jeremy Goode	21
Rashad Whack	19
Julian Norfleet	19
Dakota Leffew	18
Riley Inge	18
John Miller	16
Chris Vann	15
Jalen Benjamin	13
Jalen Gibbs	11
Vado Morse	10
Elijah Long	10
BK Ashe	10
Michael Watson	10
De'Shayne Montgomery	9
Scott Murphy	8
Mike Tate	8
Gerben Van Dorpe	8
Damian Chong Qui	7
Charles Cook	7
Jean Calou	6
Silas Cheung	6
Jamion Christian	6
Robert Balgac	5
Phil Galvin	5
Jeff Hall	5
Malik Jefferson	4
Sam Prescott	4
Shivaughn Wiggins	4
Pat Atangana	4
Jerry Lloyd	4
Melvin Whitaker	4
Shawn Atupem	4
Miles Wilson	4
Jedy Cordilia	3
Dallas Hobbs	3
Joshua Reaves	3
Chris Wray	3
Gregory Graves	3
Lamar Trice	3
Eric Bethel	3
Kiel Butler	3
Chris Cavanaugh	3
Tony Hayden	3
Aaron Herbert	3
Keith Price	3
Alex Watson	3
Terrence Wilson	3
Mezie Offurum	2
Nana Opoku	2
Omar Habwe	2
Jonah Antonio	2
Kelvin Parker	2
Danny Thompson	2
Kelly Beidler	2
Will Holland	2
Mychal Kears	2
Irv Conwell	2
Dee Barnes	1
Charles Glover	1
Will Miller	1
Chris Martin	1
Andrew Smeathers	1
Raven Barber	1
Koko Adesi	1
Mike Brown	1
Anthony Carr	1
Nick Dodson	1
Newton Gayle	1
Doua John	1
Antonio Johnson	1
Dave Kapaona	1
Anael Rivera	1
Sefton Robinson	1
Konata Springer	1
Chad Stull	1
Larry Townes	1
Cliff Warren	1

## All-Time 30-Point Games

(Since Joining NCAA Division I)

Name	30-Point Games
Chris McGuthrie	13
Kevin Booth	7
Landy Thompson	6
Junior Robinson	5
Scott Murphy	2
Dakota Leffew	1
Damian Chong Qui	1
Jalen Gibbs	1
Julian Norfleet	1
Rashad Whack	1
Charles Cook	1
Gregory Harris	1
Riley Inge	1

## All-Time 40-Point Games

(Since Joining NCAA Division I)

Name	40-Point Games
Chris McGuthrie	1
Sam Prescott	1

## All-Time Double-Doubles

(Since Joining NCAA Division I)

Name	Double-Doubles
Malik Jefferson	17
Michael Watson	15
Mychal Kears	13
Pat Atangana	13
Nana Opoku	11
Riley Inge	11
Alex Watson	11
Gregory Harris	9
Gregory Graves	8
Kelly Beidler	8
Gerben Van Dorpe	7
Randy Edney	6
Anthony Carr	6
Chris Cavanaugh	6
Chris Wray	5
Melvin Whitaker	5
Tony Hayden	5
Robert Balgac	4
Newton Gayle	4
Chad Stull	4
Jedy Cordilia	3
Terrell Ard Jr.	3
George Tinsley	3
Mezie Offurum	3
Danny Thompson	3
Jeremy Goode	3
Damian Chong Qui	2
Junior Robinson	2
Miles Wilson	2
Elijah Long	2
Julian Norfleet	2
Rashad Whack	2
Markus Mitchell	2
Nick Dodson	2
Chris McGuthrie	2
Mike Tate	2
Jeff Hall	2
Dola Adebayo	1
De'Shayne Montgomery	1
Dallas Hobbs	1
Jalen Benjamin	1
Omar Habwe	1
Jonah Antonio	1
Donald Carey	1
Mawdo Sallah	1
Taylor Danaher	1
BK Ashe	1
Raven Barber	1
Kelvin Parker	1
Will Holland	1
Sam Atupem	1
Kiel Butler	1
Landy Thompson	1
Jerry Lloyd	1
Angel Rivera	1
Jamion Christian	1
Aaron Herbert	1
Keith Price	1
Terrence Wilson	1
Michael Cook	1
Konata Springer	1
Mike Brown	1
Kevin Booth	1


## Starter/Bench Scoring

Game	Total	Starters	Bench
NOTRE DAME (Md.)	98	55	43
at Maryland	52	40	12
at Bucknell	93	60	33
SAINT FRANCIS	66	52	14
at Georgetown	51	34	17
DELAWARE ST.	76	57	19
at Howard	79	57	22
at Marist	50	36	14
FAIRFIELD	101	64	37
LOYOLA	69	48	21
at LIU	80	45	35
at Miami			
at George Mason			
NIAGARA			
at Manhattan			
SACRED HEART			
at Rider			
QUINNIPIAC			
at Siena			
MANHATTAN			
at Merrimack			
at Saint Peter's			
IONA			
at Niagara			
at Canisius			
SAINT PETER'S			
RIDER			
at Fairfield			
SIENA			
at Quinnipiac			
MARIST			

## DUNK SCOREBOARD

Dunks	2024-25	Career
Dola Adebayo	7	27
Terrell Ard, Jr.	6	11
Jedy Cordilia	2	13
Dallas Hobbs	1	1
Abdou Khadre Kébé	1	1
TOTAL	17	





## HEAD COACH DONNY LIND

1st Season at Mount St. Mary's; 1st Season Overall ♦ Career Record: 7-4 ♦ Loyola (Md.) (2010)

Mount St. Mary's has chosen Donny Lind as the 23rd head coach in men's basketball program history. An assistant coach at University of North Carolina Greensboro for the past several years, Lind, who has been successful at every stop, brings tremendous energy along with an up-tempo offense and defense.

Lind served on coaching staffs at both Radford and UNCG under head coach Mike Jones. Radford won back-to-back Big South regular season titles in 2018-19 and 2019-20 during his tenure in Virginia. He also helped the Highlanders win the 2017-18 Big South Tournament, leading to a First Four win over LIU Brooklyn for the program's first NCAA Tournament win. Earning high marks at UNCG as well, the Spartans earned the No. 2 seed in the SoCon last year after earning a 21-11 record. Electric from long range, UNCG ranked fourth in the country for three-point percentage, making 39.7 percent of all shots and drilling over 10 shots per game from beyond-the-arc.

Serving as assistant coach and recruiting coordinator for the Mount from 2013 to 2016, Lind was on staff for the 2014 Northeast Conference Championship and helped put many of the pieces together for the team's 2017 run. He worked on both sides of the ball, improving the Mountaineers offense before transitioning to directing the "Mayhem" full court pressure defense. Using a background in basketball analytics, he improved both sides of the ball, producing the top offense in the NEC for the 2013-14 season.

Following the 2019-20 season after Radford went 21-11 with a 15-3 Big South record, Lind was recognized as a Top 50 Impactful Low Major Coach in D1 by Silver Waves Media and a top five assistant coach for the Big South by Jeff Goodman.

Former Mount Head Coach Jamion Christian brought Lind along from Virginia Commonwealth University where he worked as a graduate manager before being elevated to video coordinator. He was part of the Rams' storied run as the team won 84 games, including seven NCAA Tournament games and the team's run to the 2011 Final Four.

Originally hailing from New Knoxville, Ohio, he graduated with an economics degree from Loyola in Baltimore in 2010. He went on to earn his M.Ed in Sports Leadership from VCU while employed there.

Lind returns to Emmitsburg with his wife, Ciara, and his two children, Magnolia and Silas.

### The Lind File

**Birthdate:** December 15, 1986

**Hometown:** New Knoxville, Ohio

**Age:** 37

**Alma Mater / Year:** Loyola (Md.)/2010

**Degrees:** BA Economics, Business Administration Minor  
M.Ed in Sports Leadership (VCU)

**High School:** Nanuet Senior HS (Nanuet, N.Y.)

### COLLEGIATE COACHING EXPERIENCE

**Mount St. Mary's**

-Head Coach (2024- )

**UNC Greensboro (2021-24)**

-Assistant Coach

**Radford**

-Assistant Coach (2016-21)

**Mount St. Mary's**

-Assistant Coach (2013-16)

**VCU**

-Video Coordinator (2010-13)



### Year-by-Year Coaching Record

School	Year	Record	Conf. Record	Conference Finish	Postseason
Mount St. Mary's	2024-25	7-4 (.636)	1-1 (.500)		
<b>TOTAL</b>		<b>7-4 (.636)</b>	<b>1-1 (.500)</b>		

### LIND'S RECORD BY OPPONENT

Bucknell	1-0
Canisius	0-0
Delaware State	1-0
Fairfield	1-0
George Mason	0-0
Georgetown	0-1
Howard	1-0
Iona	0-0
LIU	1-0
Loyola	0-1
Manhattan	0-0
Marist	0-1
Maryland	0-1
Merrimack	0-0
Miami (Fla.)	0-0
Niagara	0-0
Notre Dame of Maryland	1-0
Quinnipiac	0-0
Rider	0-0
Sacred Heart	0-0
Saint Francis	1-0
Saint Peter's	0-0

### LIND'S RECORD BY CONFERENCE

ACC	0-1
Atlantic 10	0-0
Big East	0-1
Big 10	0-0
Non Division I	1-0
MEAC	2-0
Metro Atlantic Athletic	1-1
Northeast	2-0
Patriot League	1-1

### Did you know...

Mount St. Mary's head coach Donny Lind made a run at the Nathan's Hot Dog Eating Contest, competing in a qualifier in 2008. Lind fell short of the mark, but did eat a respectable 13 hot dogs and buns in 10 minutes. After the event, Lind turned down an offer to train with Eric "Badlands" Booker for the upcoming Philadelphia Wing Bowl.




**NCAA TOURNAMENT 1995, 1999, 2008, 2014, 2017, 2021**



# CARMELO PACHECO

# 1

Guard | So. | 6-5 | 190  
Harrisonburg, Va.  
Spotswood | UVA Wise



## 2024-25 SEASON HIGHS

Category	Opponent	Date
Pts.....18	at Howard	11-30-24
Reb.....3	vs. two opponents	
FG.....6	at Howard	11-30-24
FGA.....10	at Bucknell	11-13-24
3FG.....6	at Howard	11-30-24
3FGA.....10	at Bucknell	11-13-24
FT.....2	Delaware St.	11-23-24
FTA.....2	vs. two opponents	
Ast.....3	vs. three opponents	
Stl.....2	at Howard	11-30-24
Blk.....		
Min.....38	at Bucknell	11-13-24

## CAREER HIGHS

Category	Opponent	Date
Pts.....28	vs. two opponents	
Reb.....8	Tusculum	2-7-24
FG.....11	at Coker	1-20-24
FGA.....19	at Coker	1-20-24
3FG.....6	vs. two opponents	
3FGA.....10	vs. three opponents	
FT.....4	Emory & Henry	1-31-24
FTA.....4	vs. two opponents	
Ast.....6	Limestone	2-10-24
Stl.....2	vs. four opponents	
Blk.....1	vs. two opponents	
Min.....38	at Bucknell	11-13-24

## MISCELLANEOUS

Category	2024-25	Career
10+ points.....	2	16
20+ points.....	0	5
5+ rebounds.....	0	6
10+ rebounds.....	0	0
2+ three-pointers.....	6	22
5+ assists.....	0	3
2+ steals.....	1	4
2+ blocks.....	0	0
Double-Doubles.....	0	0
Leading Scorer.....	1	1
Leading Rebounder.....	0	0
Assists Leader.....	0	0

## 2025-25 SEASON

◆ Joins the Mount this season after playing at UVA Wise as a freshman...Tallied four points and three assists while starting in his debut in a Mountaineer uniform...Scored 10 points in the Mount's double-overtime win at Bucknell...Recorded 14 points, hitting 4-of-5 from three-point range, in win over Delaware State...Hit six three-pointers while scoring all 18 of his points in the first half of the Mount's win at Howard...Finished the game 6-for-8 from three-point range.

## CAREER NOTES

◆ Averaged 12.3 points, 3.1 rebounds and 2.3 assists for UVA Wise as a freshman in 2023-24...Shot 47.5 percent from the field and hit 60-of-138 (.435) three-point attempts...Scored 20 or more points on five occasions, including a pair of 28-point efforts.

## 2024-25 Game-by-Game Statistics

Opponent	Date	MIN	FG-A	3FG-A	FT-A	O-R-D	PF	AST	TO	BLK	STL	PTS
Notre Dame of Maryland	11-4	19	1-4	1-3	1-2	0-0-0	1	3	0	0	1	4
at Maryland	11-8	23	1-2	0-1	0-0	0-1-1	1	0	1	0	0	2
at Bucknell	11-13	38	3-10	3-10	1-2	0-3-3	2	3	0	0	1	10
Saint Francis U	11-16	27	3-9	2-6	0-1	1-1-2	2	0	0	0	0	8
at Georgetown	11-20	19	0-4	0-3	0-0	2-0-2	1	1	0	0	0	0
Delaware St.	11-23	20	4-5	4-5	2-2	2-1-3	1	3	0	0	0	14
at Howard	11-30	32	6-8	6-8	0-0	0-2-2	1	0	0	0	2	18
at Marist	12-6	30	2-3	2-3	0-0	0-0-0	1	0	1	0	1	6
Fairfield	12-8	11	1-2	0-1	0-0	0-0-0	0	1	0	0	0	2
Loyola	12-14	DNP--Injury										
at LIU	12-18	26	2-8	2-7	0-0	0-1-1	1	1	0	0	0	6
at Miami	12-21											
at George Mason	12-28											
Niagara	1-5											
at Manhattan	1-10											
Sacred Heart	1-12											
at Rider	1-16											
Quinnipiac	1-18											
at Siena	1-23											
Manhattan	1-25											
at Merrimack	1-31											
at Saint Peter's	2-2											
Iona	2-6											
at Niagara	2-14											
at Canisius	2-16											
Saint Peter's	2-21											
Rider	2-23											
at Fairfield	2-28											
Siena	3-2											
at Quinnipiac	3-6											
Marist	3-8											

## CAREER STATISTICS


### PACHECO, Carmelo

				Field Goals		3-Point		F-Throws		Rebounds				Scoring						
SEASON	TEAM	GP-GS	MIN/AVG	FG-FGA	FG%	3FG-3FGA	3FG%	FT-FTA	FT%	OFF	DEF	TOT	AVG	PF-FO	A	TO	BLK	STL	PTS	AVG
2023-24	Wise	24-20	748/31.2	107-226	.473	62-142	.437	18-23	.783	17	58	75	3.1	36-1	54	16	2	14	294	12.3
2024-25	MSM	10-10	244/24.4	23-55	.418	20-47	.426	4-7	.571	5	9	14	1.4	11-0	12	2	0	5	70	7.0
TOTAL FOR MSM		10-10	244/24.4	23-55	.418	20-47	.426	4-7	.571	5	9	14	1.4	11-0	12	2	0	5	70	7.0
TOTAL		34-30	992/29.2	130-281	.463	82-189	.434	22-30	.733	22	67	89	2.6	47-1	66	18	2	19	364	10.7



# ARLANDUS KEYES 2

Guard | Fr. | 6-2 | 173  
Florissant, Mo.  
Abeka Academy | Ellsworth C.C.



## 2024-25 SEASON

♦ In his first season with the Mountaineers after playing two years at Ellsworth Community College...Had six points and four assists in his Mount debut against Notre Dame of Maryland...Scored season high 11 points in the Mount's win over Fairfield...Made first start at the Mount against Loyola, finishing with eight points and five assists... Had nine points and three steals in win at LIU.

## CAREER NOTES

♦ Played two seasons at Ellsworth Community College... Averaged 12.7 points, 4.1 rebounds and 3.9 assists in 2023-24...Had seven games with 20 or more points, topped by a 29-point game while shooting 64-for-176 (.364) from beyond the three-point arc...In 2022-23, averaged 8.6 points, 3.3 rebounds and 1.7 assists.

## 2024-25 SEASON HIGHS

Category	Opponent	Date
Pts.....11	Fairfield	12-8-24
Reb.....4	at LIU	12-18-24
FG.....4	Fairfield	12-8-24
FGA.....8	at Georgetown	11-20-24
3FG.....3	Fairfield	12-8-24
3FGA.....5	vs. two opponents	
FT.....4	at LIU	12-18-24
FTA.....4	at LIU	12-18-24
Ast.....5	Loyola	12-14-24
Stl.....3	vs. three opponents	
Blk.....1	Delaware St.	11-23-24
Min.....28	Loyola	12-14-24

## CAREER HIGHS

Category	Opponent	Date
Pts.....11	Fairfield	12-8-24
Reb.....4	at LIU	12-18-24
FG.....4	Fairfield	12-8-24
FGA.....8	at Georgetown	11-20-24
3FG.....3	Fairfield	12-8-24
3FGA.....5	vs. two opponents	
FT.....4	at LIU	12-18-24
FTA.....4	at LIU	12-18-24
Ast.....5	Loyola	12-14-24
Stl.....3	vs. three opponents	
Blk.....1	Delaware St.	11-23-24
Min.....28	Loyola	12-14-24

## MISCELLANEOUS

Category	2024-25	Career
10+ points.....	1	1
20+ points.....	0	0
5+ rebounds.....	0	0
10+ rebounds.....	0	0
2+ three-pointers.....	1	1
5+ assists.....	1	1
2+ steals.....	3	3
2+ blocks.....	0	0
Double-Doubles.....	0	0
Leading Scorer.....	0	0
Leading Rebounder.....	0	0
Assists Leader.....	2	2

## 2024-25 Game-by-Game Statistics

Opponent	Date	MIN	FG-A	3FG-A	FT-A	O-R-D	PF	AST	TO	BLK	STL	PTS
Notre Dame of Maryland	11-4	15	1-3	1-3	3-3	0-1-1	2	4	3	0	1	6
at Maryland	11-8	7	0-2	0-0	0-0	0-1-1	1	0	2	0	0	0
at Bucknell	11-13	17	1-5	0-3	0-0	0-3-3	2	4	1	0	1	2
Saint Francis U	11-16	19	2-6	0-3	0-2	0-2-2	1	0	0	0	3	4
at Georgetown	11-20	16	1-8	1-3	0-0	0-1-1	1	0	0	0	0	3
Delaware St.	11-23	12	0-2	0-2	0-0	0-1-1	0	2	1	1	1	0
at Howard	11-30	DNP-Injury										
at Marist	12-6	4	0-0	0-0	0-0	0-0-0	0	0	0	0	0	0
Fairfield	12-8	15	4-7	3-5	0-0	0-2-2	2	1	1	0	0	11
Loyola	12-14	28	3-7	0-3	2-2	2-1-3	1	5	4	0	3	8
at LIU	12-18	17	2-7	1-5	4-4	1-3-4	1	1	2	0	3	9
at Miami	12-21											
at George Mason	12-28											
Niagara	1-5											
at Manhattan	1-10											
Sacred Heart	1-12											
at Rider	1-16											
Quinnipiac	1-18											
at Siena	1-23											
Manhattan	1-25											
at Merrimack	1-31											
at Saint Peter's	2-2											
Iona	2-6											
at Niagara	2-14											
at Canisius	2-16											
Saint Peter's	2-21											
Rider	2-23											
at Fairfield	2-28											
Siena	3-2											
at Quinnipiac	3-6											
Marist	3-8											

## CAREER STATISTICS

### KEYES, Arlandus

				Field Goals		3-Point		F-Throws		Rebounds								Scoring		
SEASON	TEAM	GP-GS	MIN/AVG	FG-FGA	FG%	3FG-3FGA	3FG%	FT-FTA	FT%	OFF	DEF	TOT	AVG	PF-FO	A	TO	BLK	STL	PTS	AVG
2024-25	MSM	10-1	152/15.2	14-47	.298	6-27	.222	9-11	.818	3	15	18	1.8	11-0	17	14	1	12	43	4.3
TOTAL		10-1	152/15.2	14-47	.298	6-27	.222	9-11	.818	3	15	18	1.8	11-0	17	14	1	12	43	4.3



# JONATHAN OGUNFUYE

## 3

Forward | R-Fr. | 6-7 | 190  
Houston, Texas  
Spire Academy



### 2024-25 SEASON HIGHS

Category	Opponent	Date
Pts.....2	vs. two opponents	
Reb.....3	Notre Dame Md.	11-4-24
FG.....1	vs. two opponents	
FGA.....1	vs. two opponents	
3FG.....		
3FGA.....		
FT.....		
FTA.....		
Ast.....		
Stl.....		
Blk.....		
Min.....4	Notre Dame Md.	11-4-24

### CAREER HIGHS

Category	Opponent	Date
Pts.....2	vs. two opponents	
Reb.....3	Notre Dame Md.	11-4-24
FG.....1	vs. two opponents	
FGA.....1	vs. two opponents	
3FG.....		
3FGA.....		
FT.....		
FTA.....		
Ast.....		
Stl.....		
Blk.....		
Min.....4	Notre Dame Md.	11-4-24

### MISCELLANEOUS

Category	2024-25	Career
10+ points.....	0	0
20+ points.....	0	0
5+ rebounds.....	0	0
10+ rebounds.....	0	0
2+ three-pointers.....	0	0
5+ assists.....	0	0
2+ steals.....	0	0
2+ blocks.....	0	0
Double-Doubles.....	0	0
Leading Scorer.....	0	0
Leading Rebounder.....	0	0
Assists Leader.....	0	0

### 2024-25 SEASON

- ♦ Had two points and three rebounds in four minutes of action in his collegiate debut against Notre Dame of Maryland.

### CAREER NOTES

- ♦ Played at Spire Academy in his final season of high school.

### 2024-25 Game-by-Game Statistics

Opponent	Date	MIN	FG-A	3FG-A	FT-A	Q-R-D	PF	AST	TO	BLK	STL	PTS
Notre Dame of Maryland	11-4	4	1-1	0-0	0-0	2-1-3	0	0	1	0	0	2
at Maryland	11-8	2	1-1	0-0	0-0	0-0-0	0	0	0	0	0	2
at Bucknell	11-13	DNP	DNP	DNP	DNP	DNP	DNP	DNP	DNP	DNP	DNP	DNP
Saint Francis U	11-16	DNP	DNP	DNP	DNP	DNP	DNP	DNP	DNP	DNP	DNP	DNP
at Georgetown	11-20	DNP	DNP	DNP	DNP	DNP	DNP	DNP	DNP	DNP	DNP	DNP
Delaware St.	11-23	DNP	DNP	DNP	DNP	DNP	DNP	DNP	DNP	DNP	DNP	DNP
at Howard	11-30	DNP	DNP	DNP	DNP	DNP	DNP	DNP	DNP	DNP	DNP	DNP
at Marist	12-6	DNP	DNP	DNP	DNP	DNP	DNP	DNP	DNP	DNP	DNP	DNP
Fairfield	12-8	DNP	DNP	DNP	DNP	DNP	DNP	DNP	DNP	DNP	DNP	DNP
Loyola	12-14	DNP	DNP	DNP	DNP	DNP	DNP	DNP	DNP	DNP	DNP	DNP
at LIU	12-18	DNP	DNP	DNP	DNP	DNP	DNP	DNP	DNP	DNP	DNP	DNP
at Miami	12-21											
at George Mason	12-28											
Niagara	1-5											
at Manhattan	1-10											
Sacred Heart	1-12											
at Rider	1-16											
Quinnipiac	1-18											
at Siena	1-23											
Manhattan	1-25											
at Merrimack	1-31											
at Saint Peter's	2-2											
Iona	2-6											
at Niagara	2-14											
at Canisius	2-16											
Saint Peter's	2-21											
Rider	2-23											
at Fairfield	2-28											
Siena	3-2											
at Quinnipiac	3-6											
Marist	3-8											

### CAREER STATISTICS

#### OGUNFUYE, Jonathan

				Field Goals		3-Point		F-Throws		Rebounds									Scoring	
SEASON	TEAM	GP-GS	MIN/AVG	FG-FGA	FG%	3FG-3FGA	3FG%	FT-FTA	FT%	OFF	DEF	TOT	AVG	PF-FO	A	TO	BLK	STL	PTS	AVG
2024-25	MSM	2-0	6/3.0	2-2	1.000	0-0	.000	0-0	.000	2	1	3	1.5	0-0	0	1	0	0	4	2.0
TOTAL		2-0	6/3.0	2-2	1.000	0-0	.000	0-0	.000	2	1	3	1.5	0-0	0	1	0	0	4	2.0





Forward | R-Jr. | 6-8 | 190  
Ocala, Fla.  
Canterbury School



2024-25 SEASON HIGHS		
Category	Opponent	Date
Pts.....16	vs. three opponents	
Reb.....13	Saint Francis	11-16-24
FG.....5	vs five opponents	
FGA.....11	vs. two opponents	
3FG.....2	at LIU	12-18-24
3FGA.....3	vs. two opponents	
FT.....6	vs. two opponents	
FTA.....8	Notre Dame Md.	11-4-24
Ast.....5	Fairfield	12-8-24
Stl.....2	vs. two opponents	
Blk.....4	vs. two opponents	
Min.....30	vs. two opponents	

CAREER HIGHS		
Category	Opponent	Date
Pts.....16	vs. four opponents	
Reb.....13	Saint Francis	11-16-24
FG.....7	Rider	1-27-24
FGA.....13	at Siena	2-4-24
3FG.....2	vs. two opponents	
3FGA.....3	vs. four opponents	
FT.....6	vs. two opponents	
FTA.....8	Notre Dame Md.	11-4-24
Ast.....5	Fairfield	12-8-24
Stl.....3	vs. two opponents	
Blk.....4	vs. three opponents	
Min.....31	at Manhattan	12-1-23

MISCELLANEOUS		
Category	2024-25	Career
10+ points.....	9	17
20+ points.....	0	0
5+ rebounds.....	9	24
10+ rebounds.....	1	2
2+ three-pointers.....	1	2
5+ assists.....	1	1
2+ steals.....	2	9
2+ blocks.....	2	10
Double-Doubles.....	1	1
Leading Scorer.....	3	5
Leading Rebounder.....	3	9
Assists Leader.....	1	3

#### 2024-25 SEASON

◆ Named to Third Team Preseason All-Metro Atlantic Athletic Conference...Had 16 points and seven boards in season-opening win over Notre Dame of Maryland...Had 11 points and five boards at Maryland...Had 10 points and a career-high 13 rebounds in 66-58 win over Saint Francis...Matched career high with 16 points while adding seven rebounds in win over Delaware State...Recorded 15 points, nine rebounds, a career high five assists and four blocks in home win over Fairfield...Had 14 points and five rebounds in the Mount's loss to Loyola...Matched career high again with team-high 16 points in the Mount's win at LIU.

#### CAREER NOTES

◆ Averaged 6.7 points and 4.5 rebounds last season while starting 13 of 32 games...Shot 51.9 percent from the floor and led the team with 28 blocked shots.

#### 2024-25 Game-by-Game Statistics

Opponent	Date	MIN	FG-A	3FG-A	FT-A	O-R-D	PF	AST	TO	BLK	STL	PTS
Notre Dame of Maryland	11-4	19	5-7	0-1	6-8	1-6-7	3	1	1	1	1	16
at Maryland	11-8	29	4-7	0-1	3-4	0-5-5	4	1	2	1	0	11
at Bucknell	11-13	28	3-5	0-1	0-2	4-3-7	5	1	3	0	0	6
Saint Francis U	11-16	30	2-8	0-1	6-7	5-8-13	2	0	3	4	1	10
at Georgetown	11-20	23	4-11	0-2	2-2	3-3-6	3	0	2	1	0	10
Delaware St.	11-23	22	5-10	1-3	5-5	4-3-7	1	0	1	1	0	16
at Howard	11-30	27	3-4	1-1	4-4	1-2-3	3	0	1	0	1	11
at Marist	12-6	22	3-5	0-1	1-2	0-4-4	2	1	4	0	1	7
Fairfield	12-8	28	5-7	1-2	4-4	4-5-9	2	5	0	4	0	15
Loyola	12-14	29	5-10	1-2	3-4	2-3-5	5	1	2	0	2	14
at LIU	12-18	30	5-11	2-3	4-5	4-1-5	4	1	2	1	2	16
at Miami	12-21											
at George Mason	12-28											
Niagara	1-5											
at Manhattan	1-10											
Sacred Heart	1-12											
at Rider	1-16											
Quinnipiac	1-18											
at Siena	1-23											
Manhattan	1-25											
at Merrimack	1-31											
at Saint Peter's	2-2											
Iona	2-6											
at Niagara	2-14											
at Canisius	2-16											
Saint Peter's	2-21											
Rider	2-23											
at Fairfield	2-28											
Siena	3-2											
at Quinnipiac	3-6											
Marist	3-8											

## CAREER STATISTICS

### ADEBAYO, Dola

				Field Goals		3-Point		F-Throws		Rebounds				Scoring						
SEASON	TEAM	GP-GS	MIN/AVG	FG-FGA	FG%	3FG-3FGA	3FG%	FT-FTA	FT%	OFF	DEF	TOT	AVG	PF-FO	A	TO	BLK	STL	PTS	AVG
2022-23	MSM	27-2	153/5.7	17-40	.425	4-11	.364	11-16	.688	11	14	25	0.9	18-0	1	11	8	2	49	1.8
2023-24	MSM	32-13	666/20.8	82-158	.519	12-36	.333	38-50	.760	43	100	143	4.5	65-2	34	25	28	31	214	6.7
2024-25	MSM	11-11	286/26.0	44-85	.518	6-18	.333	38-47	.809	28	43	71	6.5	34-2	11	21	13	8	132	12.0
TOTAL		70-26	1106/15.8	143-283	.505	22-65	.338	87-113	.770	82	157	239	3.4	117-4	46	57	49	41	395	5.6



# MALCOLM DREAD 5

Guard | R-Jr. | 6-4 | 210  
 Detroit, Mich.  
 Gonzaga (D.C.) | Richmond



2024-25 SEASON HIGHS		
Category	Opponent	Date
Pts.....		
Reb.....		
FG.....		
FGA.....		
3FG.....		
3FGA.....		
FT.....		
FTA.....		
Ast.....		
Stl.....		
Blk.....		
Min.....	3 at Howard	11-30-24

CAREER HIGHS		
Category	Opponent	Date
Pts.....	3 at Fairfield	2-18-24
Reb.....	2 Siena	12-3-23
FG.....	1 vs. two opponents	
FGA.....	2 at Fairfield	2-18-24
3FG.....	1 at Fairfield	2-18-24
3FGA.....	2 at Fairfield	2-18-24
FT.....		
FTA.....	1 vs. Canisius	3-12-24
Ast.....		
Stl.....	1 at Fairfield	2-18-24
Blk.....		
Min.....	3 vs. three opponents	

MISCELLANEOUS		
Category	2024-25	Career
10+ points.....	0	0
20+ points.....	0	0
5+ rebounds.....	0	0
10+ rebounds.....	0	0
2+ three-pointers.....	0	0
5+ assists.....	0	0
2+ steals.....	0	0
2+ blocks.....	0	0
Double-Doubles.....	0	0
Leading Scorer.....	0	0
Leading Rebounder.....	0	0
Assists Leader.....	0	0

## 2024-25 SEASON

♦ In his third season with the Mount...Made season debut with three minutes of action in win at Howard.

## CAREER NOTES

♦ Played in seven games for the Mount last season.

## 2024-25 Game-by-Game Statistics

Opponent	Date	MIN	FG-A	3FG-A	FT-A	O-R-D	PF	AST	TO	BLK	STL	PTS
Notre Dame of Maryland	11-4	DNP—Did Not Dress										
at Maryland	11-8	DNP—Did Not Dress										
at Bucknell	11-13	DNP—Coaches Decision										
Saint Francis U	11-16	DNP—Coaches Decision										
at Georgetown	11-20	DNP—Coaches Decision										
DELAWARE ST.	11-23	DNP—Coaches Decision										
at Howard	11-30	3	0-0	0-0	0-0	0-0-0	0	0	1	0	0	0
at Marist	12-6	DNP—Coaches Decision										
Fairfield	12-8	DNP—Coaches Decision										
Loyola	12-14	DNP—Coaches Decision										
at LIU	12-18	DNP—Coaches Decision										
at Miami	12-21											
at George Mason	12-28											
Niagara	1-5											
at Manhattan	1-10											
Sacred Heart	1-12											
at Rider	1-16											
Quinnipiac	1-18											
at Siena	1-23											
Manhattan	1-25											
at Merrimack	1-31											
at Saint Peter's	2-2											
Iona	2-6											
at Niagara	2-14											
at Canisius	2-16											
Saint Peter's	2-21											
Rider	2-23											
at Fairfield	2-28											
Siena	3-2											
at Quinnipiac	3-6											
Marist	3-8											

## CAREER STATISTICS

### DREAD, Malcolm

				Field Goals		3-Point		F-Throws		Rebounds									Scoring	
SEASON	TEAM	GP-GS	MIN/AVG	FG-FGA	FG%	3FG-3FGA	3FG%	FT-FTA	FT%	OFF	DEF	TOT	AVG	PF-FO	A	TO	BLK	STL	PTS	AVG
2022-23	UR	3-0	6/2.1	0-2	.000	0-1	.000	0-0	.000	0	2	2	0.7	0-0	0	0	0	0	0	0.0
2023-24	MSM	7-0	13/1.8	2-3	.667	1-2	.500	0-1	.000	1	2	3	0.4	1-0	0	0	0	1	5	0.7
2024-25	MSM	1-0	3/3.0	0-0	.000	0-0	.000	0-0	.000	0	0	0	0.0	0-0	0	1	0	0	0	0.0
TOTAL FOR MSM		8-0	16/2.0	2-3	.667	1-2	.500	0-1	.000	1	2	3	0.4	1-0	0	1	0	1	5	0.6
TOTAL		11-0	22/2.0	2-5	.400	1-3	.333	0-1	.000	1	4	5	0.5	1-0	0	1	0	1	5	0.5



# JAXON HARTMAN 6

Guard | R-Fr. | 6-3 | 195  
Staunton, Va. | Miller School of Albemarle | West Virginia Wesleyan



2024-25 SEASON HIGHS		
Category	Opponent	Date
Pts.....		
Reb.....		
FG.....		
FGA.....		
3FG.....		
3FGA.....		
FT.....		
FTA.....		
Ast.....		
Stl.....		
Blk.....		
Min.....2	at Maryland	11-8-24

CAREER HIGHS		
Category	Opponent	Date
Pts.....		
Reb.....		
FG.....		
FGA.....		
3FG.....		
3FGA.....		
FT.....		
FTA.....		
Ast.....		
Stl.....		
Blk.....		
Min.....2	at Maryland	11-8-24

MISCELLANEOUS		
Category	2024-25	Career
10+ points.....	0	0
20+ points.....	0	0
5+ rebounds.....	0	0
10+ rebounds.....	0	0
2+ three-pointers.....	0	0
5+ assists.....	0	0
2+ steals.....	0	0
2+ blocks.....	0	0
Double-Doubles.....	0	0
Leading Scorer.....	0	0
Leading Rebounder.....	0	0
Assists Leader.....	0	0

## 2024-25 SEASON

♦ In his first season with the Mountaineers...Made collegiate debut with two minutes of action at Maryland.

## CAREER NOTES

♦ Transferred to the Mount from West Virginia Wesleyan...Sat out last season at West Virginia Wesleyan...Earned All-District and All-Region honors in his high school career.

## 2024-25 Game-by-Game Statistics

Opponent	Date	MIN	FG-A	3FG-A	FT-A	O-R-D	PF	AST	TO	BLK	STL	PTS
Notre Dame of Maryland	11-4	DNP—Did Not Dress										
at Maryland	11-8	2	0-0	0-0	0-0	0-0-0	0	0	0	0	0	0
at Bucknell	11-13	DNP—Coaches Decision										
Saint Francis U	11-16	DNP—Coaches Decision										
at Georgetown	11-20	DNP—Coaches Decision										
Delaware St.	11-23	DNP—Coaches Decision										
at Howard	11-30	DNP—Coaches Decision										
at Marist	12-6	DNP—Coaches Decision										
Fairfield	12-8	DNP—Coaches Decision										
Loyola	12-14	DNP—Coaches Decision										
at LIU	12-18	DNP—Coaches Decision										
at Miami	12-21											
at George Mason	12-28											
Niagara	1-5											
at Manhattan	1-10											
Sacred Heart	1-12											
at Rider	1-16											
Quinnipiac	1-18											
at Siena	1-23											
Manhattan	1-25											
at Merrimack	1-31											
at Saint Peter's	2-2											
Iona	2-6											
at Niagara	2-14											
at Canisius	2-16											
Saint Peter's	2-21											
Rider	2-23											
at Fairfield	2-28											
Siena	3-2											
at Quinnipiac	3-6											
Marist	3-8											

## CAREER STATISTICS

### HARTMAN, Jaxon

				Field Goals		3-Point		F-Throws		Rebounds									Scoring	
SEASON	TEAM	GP-GS	MIN/AVG	FG-FGA	FG%	3FG-3FGA	3FG%	FT-FTA	FT%	OFF	DEF	TOT	AVG	PF-FO	A	TO	BLK	STL	PTS	AVG
2024-25	MSM	1-0	2/2.0	0-0	.000	0-0	.000	0-0	.000	0	0	0	0.0	0-0	0	0	0	0	0	0.0
TOTAL		1-0	2/2.0	0-0	.000	0-0	.000	0-0	.000	0	0	0	0.0	0-0	0	0	0	0	0	0.0



ELIJAH  
ESPINOSA  
7

Forward | Fr. | 6-9 | 200  
Etters, Pa.  
Red Land



2024-25 SEASON HIGHS		
Category	Opponent	Date
Pts.....		
Reb.....		
FG.....		
FGA.....		
3FG.....		
3FGA.....		
FT.....		
FTA.....		
Ast.....		
Stl.....		
Blk.....		
Min.....		

CAREER HIGHS		
Category	Opponent	Date
Pts.....		
Reb.....		
FG.....		
FGA.....		
3FG.....		
3FGA.....		
FT.....		
FTA.....		
Ast.....		
Stl.....		
Blk.....		
Min.....		

MISCELLANEOUS		
Category	2024-25	Career
10+ points.....	0	0
20+ points.....	0	0
5+ rebounds.....	0	0
10+ rebounds.....	0	0
2+ three-pointers.....	0	0
5+ assists.....	0	0
2+ steals.....	0	0
2+ blocks.....	0	0
Double-Doubles.....	0	0
Leading Scorer.....	0	0
Leading Rebounder.....	0	0
Assists Leader.....	0	0

2024-25 SEASON

◆ In his first season with the Mountaineers....Expected to be a red-shirt for the Mount in 2024-25.

CAREER NOTES

◆ Named the Defensive Player of the Year and Second Team All-Conference by PennLive his senior year at Red Land High School.

2024-25 Game-by-Game Statistics

Opponent	Date	MIN	FG-A	3FG-A	FT-A	O-R-D	PF	AST	TO	BLK	STL	PTS
Notre Dame of Maryland	11-4	DNP	Did Not Dress									
at Maryland	11-8	DNP	Did Not Dress									
at Bucknell	11-13	DNP	Did Not Dress									
Saint Francis U	11-16	DNP	Did Not Dress									
at Georgetown	11-20	DNP	Did Not Dress									
DELAWARE ST.	11-23	DNP	Did Not Dress									
at Howard	11-30	DNP	Did Not Dress									
at Marist	12-6	DNP	Did Not Dress									
Fairfield	12-8	DNP	Did Not Dress									
Loyola	12-14	DNP	Did Not Dress									
at LIU	12-18	DNP	Did Not Dress									
at Miami	12-21											
at George Mason	12-28											
Niagara	1-5											
at Manhattan	1-10											
Sacred Heart	1-12											
at Rider	1-16											
Quinnipiac	1-18											
at Siena	1-23											
Manhattan	1-25											
at Merrimack	1-31											
at Saint Peter's	2-2											
Iona	2-6											
at Niagara	2-14											
at Canisius	2-16											
Saint Peter's	2-21											
Rider	2-23											
at Fairfield	2-28											
Siena	3-2											
at Quinnipiac	3-6											
Marist	3-8											

CAREER STATISTICS

Year	GP-GS	Min/Avg	Total		3-Point		FT-FTA	Rebounds		PF-FO	Ast	TO	Blk	Stl	Pts/Avg
			FG-FGA	Pct	FG-FGA	Pct		Pct	Off-Def						
2024-25															
TOTAL															



# DALLAS HOBBS

## 8

Guard | So. | 6-1 | 175  
Dallas, Texas  
Dynamic Prep



2024-25 SEASON HIGHS		
Category	Opponent	Date
Pts.....21	at Maryland	11-8-24
Reb.....7	at Georgetown	11-20-24
FG.....7	at Maryland	11-8-24
FGA.....17	at Marist	12-6-24
3FG.....5	at Maryland	11-8-24
3FGA.....9	at Bucknell	11-13-24
FT.....5	at Bucknell	11-13-24
FTA.....6	at Bucknell	11-13-24
Ast.....8	Delaware St.	11-23-24
Stl.....3	Saint Francis	11-16-24
Blk.....		
Min.....36	at Bucknell	11-13-24

CAREER HIGHS		
Category	Opponent	Date
Pts.....21	at Maryland	11-8-24
Reb.....10	at Georgetown	11-18-23
FG.....7	vs. three opponents	
FGA.....17	at Marist	12-6-24
3FG.....5	at Maryland	11-8-24
3FGA.....9	at Bucknell	11-13-24
FT.....8	at Loyola	12-9-23
FTA.....9	at Loyola	12-9-23
Ast.....8	vs. two opponents	
Stl.....3	vs. three opponents	
Blk.....1	vs. two opponents	
Min.....40	Howard	11-25-23

MISCELLANEOUS		
Category	2024-25	Career
10+ points.....	7	14
20+ points.....	1	3
5+ rebounds.....	3	11
10+ rebounds.....	0	1
2+ three-pointers.....	4	9
5+ assists.....	4	10
2+ steals.....	3	7
2+ blocks.....	0	0
Double-Doubles.....	0	1
Leading Scorer.....	4	5
Leading Rebounder.....	1	3
Assists Leader.....	4	11

### 2024-25 SEASON

♦ Had 17 points and five assists in the Mount's season-opening win over Notre Dame of Maryland...Hit 5-of-5 from three-point range en route to career high 21 points at Maryland...Had 19 points and six boards in the Mount's double-overtime win at Bucknell...Had 12 points, six rebounds and five assists in win over Saint Francis... Matched career high with eight assists in win over Delaware St.

### CAREER NOTES

♦ Averaged 7.5 points, 3.3 rebounds and 2.5 assists in his freshman season with the Mount last year.

### 2024-25 Game-by-Game Statistics

Opponent	Date	MIN	FG-A	3FG-A	FT-A	O-R-D	PF	AST	TO	BLK	STL	PTS
Notre Dame of Maryland	11-4	23	7-13	1-5	2-2	0-2-2	0	5	6	0	2	17
at Maryland	11-8	23	7-11	5-5	2-2	0-3-3	4	0	2	0	0	21
at Bucknell	11-13	36	5-14	4-9	5-6	0-6-6	0	1	2	0	2	19
Saint Francis U	11-16	30	4-12	1-6	3-3	1-5-6	1	5	5	0	3	12
at Georgetown	11-20	24	3-10	1-5	1-2	0-7-7	2	2	2	0	1	8
DELAWARE ST.	11-23	24	2-7	2-5	1-3	0-1-1	4	8	2	0	1	7
at Howard	11-30	31	5-16	1-8	6-7	1-0-1	2	4	2	0	1	17
at Marist	12-6	26	4-17	0-4	3-4	0-3-3	1	3	3	0	1	11
Fairfield	12-8	28	4-9	2-4	4-4	0-3-3	2	5	0	0	0	14
Loyola	12-14	DNP--Injury										
at LIU	12-18	DNP--Injury										
at Miami	12-21											
at George Mason	12-28											
Niagara	1-5											
at Manhattan	1-10											
Sacred Heart	1-12											
at Rider	1-16											
Quinnipiac	1-18											
at Siena	1-23											
Manhattan	1-25											
at Merrimack	1-31											
at Saint Peter's	2-2											
Iona	2-6											
at Niagara	2-14											
at Canisius	2-16											
Saint Peter's	2-21											
Rider	2-23											
at Fairfield	2-28											
Siena	3-2											
at Quinnipiac	3-6											
Marist	3-8											

## CAREER STATISTICS

### HOBBS, Dallas

				Field Goals		3-Point		F-Throws		Rebounds									Scoring	
SEASON	TEAM	GP-GS	MIN/AVG	FG-FGA	FG%	3FG-3FGA	3FG%	FT-FTA	FT%	OFF	DEF	TOT	AVG	PF-FO	A	TO	BLK	STL	PTS	AVG
2023-24	MSM	26-11	587/22.6	65-179	.363	21-65	.323	43-60	.717	14	72	86	3.3	57-2	66	58	2	18	194	7.5
2024-25	MSM	9-8	244/27.1	41-109	.376	17-51	.333	27-33	.818	2	30	32	3.6	16-0	33	24	0	11	126	14.0
TOTAL		35-19	831/23.7	106-288	.368	38-116	.328	70-93	.753	16	102	118	3.4	73-2	99	82	2	29	320	9.1



ABDOU  
KHADRE KÉBÉ  
9

Forward | Fr. | 6-7 | 170  
Dakar, Senegal | Seed Academy  
NBA Academy Latin America



2024-25 SEASON HIGHS		
Category	Opponent	Date
Pts.....12	at LIU	12-18-24
Reb.....4	at LIU	12-18-24
FG.....4	Notre Dame Md.	11-4-24
FGA.....9	at LIU	12-18-24
3FG.....2	vs. two opponents	
3FGA.....7	at LIU	12-18-24
FT.....4	at LIU	12-18-24
FTA.....5	at LIU	12-18-24
Ast.....2	at Howard	11-30-24
Stl.....3	vs. two opponents	
Blk.....1		
Min.....22	at LIU	12-18-24

CAREER HIGHS		
Category	Opponent	Date
Pts.....12	at LIU	12-18-24
Reb.....4	at LIU	12-18-24
FG.....4	Notre Dame Md.	11-4-24
FGA.....9	at LIU	12-18-24
3FG.....2	vs. two opponents	
3FGA.....7	at LIU	12-18-24
FT.....4	at LIU	12-18-24
FTA.....5	at LIU	12-18-24
Ast.....2	at Howard	11-30-24
Stl.....3	vs. two opponents	
Blk.....1		
Min.....22	at LIU	12-18-24

MISCELLANEOUS		
Category	2024-25	Career
10+ points.....	2	2
20+ points.....	0	0
5+ rebounds.....	0	0
10+ rebounds.....	0	0
2+ three-pointers.....	2	2
5+ assists.....	0	0
2+ steals.....	2	2
2+ blocks.....	0	0
Double-Doubles.....	0	0
Leading Scorer.....	0	0
Leading Rebounder.....	0	0
Assists Leader.....	0	0

2024-25 SEASON

♦ Had 10 points and three steals in his collegiate debut in the Mount's win over Notre Dame of Maryland in the season opener...  
Recorded career high 12 points in the Mount's win at LIU.

CAREER NOTES

♦ Averaged 15 points per game at the NBA Academy Latin America in 2023-24.

2024-25 Game-by-Game Statistics

Opponent	Date	MIN	FG-A	3FG-A	FT-A	O-R-D	PF	AST	TO	BLK	STL	PTS
Notre Dame of Maryland	11-4	20	4-7	2-5	0-0	0-3-3	3	1	1	0	3	10
at Maryland	11-8	17	0-4	0-2	0-0	0-1-1	2	1	3	0	1	0
at Bucknell	11-13	13	1-3	1-3	2-4	0-2-2	0	0	0	0	0	5
Saint Francis U	11-16	13	0-0	0-0	0-0	0-1-1	2	0	1	0	1	0
at Georgetown	11-20	13	2-4	1-3	0-0	1-1-2	1	0	0	0	3	5
Delaware St.	11-23	9	1-4	1-1	0-0	1-1-2	3	0	1	0	1	3
at Howard	11-30	10	0-1	0-1	0-0	0-2-2	0	2	1	0	0	0
at Marist	12-6	10	0-0	0-0	0-0	0-0-0	2	0	0	0	0	0
Fairfield	12-8	13	0-3	0-2	1-2	0-0-0	1	0	1	0	1	1
Loyola	12-14	13	1-3	0-2	0-0	0-2-2	4	0	0	0	0	2
at LIU	12-18	22	3-9	2-7	4-5	2-2-4	0	1	1	0	0	12
at Miami	12-21											
at George Mason	12-28											
Niagara	1-5											
at Manhattan	1-10											
Sacred Heart	1-12											
at Rider	1-16											
Quinnipiac	1-18											
at Siena	1-23											
Manhattan	1-25											
at Merrimack	1-31											
at Saint Peter's	2-2											
Iona	2-6											
at Niagara	2-14											
at Canisius	2-16											
Saint Peter's	2-21											
Rider	2-23											
at Fairfield	2-28											
Siena	3-2											
at Quinnipiac	3-6											
Marist	3-8											

CAREER STATISTICS

KHADRE KÉBÉ, Abdou

				Field Goals		3-Point		F-Throws		Rebounds									Scoring	
SEASON	TEAM	GP-GS	MIN/AVG	FG-FGA	FG%	3FG-3FGA	3FG%	FT-FTA	FT%	OFF	DEF	TOT	AVG	PF-FO	A	TO	BLK	STL	PTS	AVG
2024-25	MSM	11-0	154/14.0	12-38	.316	7-24	.292	7-11	.636	4	15	19	1.7	18-0	5	9	0	10	38	3.5
TOTAL		11-0	154/14.0	12-38	.316	7-24	.292	7-11	.636	4	15	19	1.7	18-0	5	9	0	10	38	3.5



# PATRICK HAIGH 10

Guard | Fr. | 6-4 | 190  
Altoona, Pa.  
Bishop Guilfoyle



2024-25 SEASON HIGHS		
Category	Opponent	Date
Pts.....6	Loyola	12-14-24
Reb.....2	Loyola	12-14-24
FG.....2	Loyola	12-14-24
FGA.....7	Loyola	12-14-24
3FG.....2	Loyola	12-14-24
3FGA.....7	Loyola	12-14-24
FT.....		
FTA.....		
Ast.....		
Stl.....		
Blk.....		
Min.....12	Loyola	12-14-24

CAREER HIGHS		
Category	Opponent	Date
Pts.....6	vs. two opponents	
Reb.....2	Loyola	12-14-24
FG.....2	vs. two opponents	
FGA.....7	Loyola	12-14-24
3FG.....2	vs. two opponents	
3FGA.....7	Loyola	12-14-24
FT.....		
FTA.....		
Ast.....1	vs. two opponents	
Stl.....		
Blk.....		
Min.....12	vs. two opponents	

MISCELLANEOUS		
Category	2024-25	Career
10+ points.....	0	0
20+ points.....	0	0
5+ rebounds.....	0	0
10+ rebounds.....	0	0
2+ three-pointers.....	2	2
5+ assists.....	0	0
2+ steals.....	0	0
2+ blocks.....	0	0
Double-Doubles.....	0	0
Leading Scorer.....	0	0
Leading Rebounder.....	0	0
Assists Leader.....	0	0

## 2024-25 SEASON

♦ Had two points and a rebound in season-opening win over Notre Dame of Maryland...Matched career high with six points and 12 minutes against Loyola.

## CAREER NOTES

♦ Broke Bishop Guilfoyle's all-time scoring record by recording 1,744 career points during his high school career...Led his team to the Laurel Highlands Athletic Conference (LHAC) Championship as a senior...Named to the LHAC All-Star team...Named First Team All-State in Class 3A in Pennsylvania.

## 2024-25 Game-by-Game Statistics

Opponent	Date	MIN	FG-A	3FG-A	FT-A	O-R-D	PF	AST	TO	BLK	STL	PTS
Notre Dame of Maryland	11-4	4	1-3	0-2	0-0	0-1-1	1	0	0	0	0	2
at Maryland	11-8	2	0-0	0-0	0-0	0-0-0	0	0	0	0	0	0
at Bucknell	11-13	DNP	Coaches Decision									
Saint Francis U	11-16	DNP	Coaches Decision									
at Georgetown	11-20	DNP	Coaches Decision									
Delaware St.	11-23	DNP	Coaches Decision									
at Howard	11-30	DNP	Coaches Decision									
at Marist	12-6	DNP	Coaches Decision									
Fairfield	12-8	DNP	Coaches Decision									
Loyola	12-14	12	2-7	2-7	0-0	2-0-2	1	0	1	0	0	6
at LIU	12-18	4	0-1	0-1	0-0	0-0-0	1	0	0	0	0	0
at Miami	12-21											
at George Mason	12-28											
Niagara	1-5											
at Manhattan	1-10											
Sacred Heart	1-12											
at Rider	1-16											
Quinnipiac	1-18											
at Siena	1-23											
Manhattan	1-25											
at Merrimack	1-31											
at Saint Peter's	2-2											
Iona	2-6											
at Niagara	2-14											
at Canisius	2-16											
Saint Peter's	2-21											
Rider	2-23											
at Fairfield	2-28											
Siena	3-2											
at Quinnipiac	3-6											
Marist	3-8											

## CAREER STATISTICS

### HAIGH, Patrick

				Field Goals		3-Point		F-Throws		Rebounds									Scoring	
SEASON	TEAM	GP-GS	MIN/AVG	FG-FGA	FG%	3FG-3FGA	3FG%	FT-FTA	FT%	OFF	DEF	TOT	AVG	PF-FO	A	TO	BLK	STL	PTS	AVG
2023-24	MSM	12-0	43/3.6	4-10	.400	4-9	.444	0-0	.000	1	2	3	0.3	2-0	2	1	0	0	12	1.0
2024-25	MSM	4-0	22/5.5	3-11	.273	2-10	.200	0-0	.000	2	1	3	0.8	3-0	0	1	0	0	8	2.0
TOTAL		16-0	66/4.1	7-21	.333	6-19	.316	0-0	.000	3	3	6	0.4	5-0	2	2	0	0	20	1.3



# TREY WILSON 12

Guard | Fr. | 6-3 | 188  
Miramar, Fla.  
Miami Country Dade



2024-25 SEASON HIGHS		
Category	Opponent	Date
Pts.....8	Notre Dame Md.	11-4-24
Reb.....3	Notre Dame Md.	11-4-24
FG.....1	vs. three opponents	
FGA.....2	Notre Dame Md.	11-4-24
3FG.....1	vs. two opponents	
3FGA.....1	vs. two opponents	
FT.....5	Notre Dame Md.	11-4-24
FTA.....6	Notre Dame Md.	11-4-24
Ast.....1	vs. three opponents	
Stl.....2	at LIU	12-18-24
Blk.....2	Notre Dame Md.	11-4-24
Min.....11	Notre Dame Md.	11-4-24

CAREER HIGHS		
Category	Opponent	Date
Pts.....8	Notre Dame Md.	11-4-24
Reb.....3	Notre Dame Md.	11-4-24
FG.....1	vs. three opponents	
FGA.....2	Notre Dame Md.	11-4-24
3FG.....1	vs. two opponents	
3FGA.....1	vs. two opponents	
FT.....5	Notre Dame Md.	11-4-24
FTA.....6	Notre Dame Md.	11-4-24
Ast.....1	vs. three opponents	
Stl.....2	at LIU	12-18-24
Blk.....2	Notre Dame Md.	11-4-24
Min.....11	Notre Dame Md.	11-4-24

MISCELLANEOUS		
Category	2024-25	Career
10+ points.....	0	0
20+ points.....	0	0
5+ rebounds.....	0	0
10+ rebounds.....	0	0
2+ three-pointers.....	0	0
5+ assists.....	0	0
2+ steals.....	1	1
2+ blocks.....	1	1
Double-Doubles.....	0	0
Leading Scorer.....	0	0
Leading Rebounder.....	0	0
Assists Leader.....	0	0

## 2024-25 SEASON

♦ Scored eight points while adding three rebounds and two blocks in his collegiate debut against Notre Dame of Maryland...Had four points in the Mount's win at LIU.

## CAREER NOTES

♦ Named the Athlete of the Year at Miami Country Day as a senior... Was named Second Team All-Dade and set the Miami Country Day single-game scoring record...Had a 33-point triple-double his senior year.

## 2024-25 Game-by-Game Statistics

Opponent	Date	MIN	FG-A	3FG-A	FT-A	O-R-D	PF	AST	TO	BLK	STL	PTS
Notre Dame of Maryland	11-4	11	1-2	1-1	5-6	2-1-3	1	0	2	2	0	8
at Maryland	11-8	4	0-0	0-0	0-1	0-2-2	1	1	2	0	0	0
at Bucknell	11-13	4	0-0	0-0	0-0	0-2-2	0	0	1	0	0	0
Saint Francis U	11-16	2	0-0	0-0	0-0	0-1-1	0	0	0	0	0	0
at Georgetown	11-20	4	0-1	0-0	0-0	0-1-1	0	1	0	0	0	0
Delaware St.	11-23	5	0-0	0-0	0-0	0-0-0	1	0	0	0	0	0
at Howard	11-30	5	1-1	0-0	0-0	0-0-0	0	0	1	0	0	2
at Marist	12-6	4	1-2	1-1	0-0	0-0-0	2	0	0	0	0	3
Fairfield	12-8	8	0-0	0-0	0-0	0-0-0	0	1	1	0	1	0
Loyola	12-14	4	1-1	0-0	2-2	1-0-1	0	0	0	0	2	4
at LIU	12-18											
at Miami	12-21											
at George Mason	12-28											
Niagara	1-5											
at Manhattan	1-10											
Sacred Heart	1-12											
at Rider	1-16											
Quinnipiac	1-18											
at Siena	1-23											
Manhattan	1-25											
at Merrimack	1-31											
at Saint Peter's	2-2											
Iona	2-6											
at Niagara	2-14											
at Canisius	2-16											
Saint Peter's	2-21											
Rider	2-23											
at Fairfield	2-28											
Siena	3-2											
at Quinnipiac	3-6											
Marist	3-8											

## CAREER STATISTICS

### WILSON, Trey

				Field Goals		3-Point		F-Throws		Rebounds									Scoring	
SEASON	TEAM	GP-GS	MIN/AVG	FG-FGA	FG%	3FG-3FGA	3FG%	FT-FTA	FT%	OFF	DEF	TOT	AVG	PF-FO	A	TO	BLK	STL	PTS	AVG
2024-25	MSM	11-0	56/5.1	4-7	.571	2-2	1.000	7-9	.778	3	7	10	0.9	5-0	3	7	2	3	17	1.5
TOTAL		11-0	56/5.1	4-7	.571	2-2	1.000	7-9	.778	3	7	10	0.9	5-0	3	7	2	3	17	1.5



# TERRELL ARD JR. 13

Forward | Sr. | 6-7 | 220  
Marietta, Ga. | Putnam Science  
Academy (Conn.) | Presbyterian



## 2023-24 SEASON

♦ Recorded a double-double of 12 points and 14 rebounds in the Mount's season-opening win over Notre Dame of Maryland...Started at Bucknell and finished with 13 points and six boards...Had 12 points, nine rebounds and three assists in home win over Saint Francis...Had 12 points, six rebounds and four assists at Georgetown...Recorded 14 points and five boards in win over Delaware State...Finished with 16 points and nine rebounds in win at Howard...Had 13 points, six rebounds and four steals in loss to Loyola...Notched fourth career double-double with 10 points and 11 rebounds in win at LIU while adding seven assists and three steals.

## CAREER NOTES

♦ Played in 19 games, averaging 5.9 points and 3.7 rebounds for the Mount last season.

## 2024-25 SEASON HIGHS

Category	Opponent	Date
Pts.....16	at Howard	11-30-24
Reb.....14	Notre Dame Md.	11-4-24
FG.....6	vs. two opponents	
FGA.....14	at Georgetown	11-20-24
3FG.....1		
3FGA.....1	at Bucknell	11-13-24
FT.....8	at Howard	11-30-24
FTA.....8	vs. two opponents	
Ast.....7	at LIU	12-18-24
Stl.....4	Loyola	12-14-24
Blk.....1	vs. three opponents	
Min.....35	at Georgetown	11-20-24

## CAREER HIGHS

Category	Opponent	Date
Pts.....18	at Winthrop	1-4-23
Reb.....14	at UAB	11-16-22
FG.....7	vs. three opponents	
FGA.....15	at UNC Asheville	1-25-23
3FG.....1	six times	
3FGA.....3	at Gardner-Webb	2-4-23
FT.....8	at Howard	11-30-24
FTA.....13	Radford	2-1-23
Ast.....7	at LIU	12-18-24
Stl.....4	vs. two opponents	
Blk.....2	three times	
Min.....38	Radford	2-1-23

## MISCELLANEOUS

Category	2024-25	Career
10+ points.....	7	20
20+ points.....	0	0
5+ rebounds.....	11	43
10+ rebounds.....	2	7
2+ three-pointers.....	0	0
5+ assists.....	1	2
2+ steals.....	5	14
2+ blocks.....	0	3
Double-Doubles.....	2	4
Leading Scorer.....	2	2
Leading Rebounder.....	4	8
Assists Leader.....	1	1

## 2024-25 Game-by-Game Statistics

Opponent	Date	MIN	FG-A	3FG-A	FT-A	O-R-D	PF	AST	TO	BLK	STL	PTS
Notre Dame of Maryland	11-4	22	4-7	0-0	4-5	5-9-14	1	0	2	1	2	12
at Maryland	11-8	21	2-4	0-0	2-3	0-5-5	1	1	5	0	2	6
at Bucknell	11-13	32	6-10	0-1	1-3	1-5-6	3	2	1	1	0	13
Saint Francis U	11-16	31	4-7	0-0	4-4	1-8-9	2	3	3	0	1	12
at Georgetown	11-20	35	6-14	0-0	0-0	2-4-6	3	4	3	0	1	12
Delaware St.	11-23	26	5-7	0-0	4-4	1-4-5	2	0	3	1	0	14
at Howard	11-30	30	4-6	0-0	8-8	2-7-9	2	0	2	0	0	16
at Marist	12-6	27	4-10	0-1	0-2	4-4-8	1	2	2	1	2	8
Fairfield	12-8	23	3-7	0-0	2-4	2-6-8	2	3	0	0	0	8
Loyola	12-14	28	5-8	0-0	3-4	3-3-6	2	2	3	0	4	13
at LIU	12-18	26	2-7	0-0	6-8	6-5-11	2	7	3	0	3	10
at Miami	12-21											
at George Mason	12-28											
Niagara	1-5											
at Manhattan	1-10											
Sacred Heart	1-12											
at Rider	1-16											
Quinnipiac	1-18											
at Siena	1-23											
Manhattan	1-25											
at Merrimack	1-31											
at Saint Peter's	2-2											
Iona	2-6											
at Niagara	2-14											
at Canisius	2-16											
Saint Peter's	2-21											
Rider	2-23											
at Fairfield	2-28											
Siena	3-2											
at Quinnipiac	3-6											
Marist	3-8											

## CAREER STATISTICS

### ARD JR., Terrell

				Field Goals		3-Point		F-Throws		Rebounds									Scoring	
SEASON	TEAM	GP-GS	MIN/AVG	FG-FGA	FG%	3FG-3FGA	3FG%	FT-FTA	FT%	OFF	DEF	TOT	AVG	PF-FO	A	TO	BLK	STL	PTS	AVG
2020-21	UAB	4-0	8/2.1	1-1	1.000	0-0	.000	0-0	.000	0	2	2	0.5	1-0	0	0	0	0	2	0.5
2021-22	Presb	31-13	510/16.5	46-119	.387	3-14	.214	25-46	.543	32	74	106	3.4	51-2	30	36	9	15	120	3.9
2022-23	Presb	32-30	777/24.3	87-201	.433	3-12	.250	50-95	.526	59	126	185	5.8	72-2	37	65	11	25	227	7.1
2023-24	MSM	19-0	287/15.1	45-96	.469	0-9	.000	22-32	.688	18	52	70	3.7	27-0	20	23	4	11	112	5.9
2024-25	MSM	11-3	300/27.3	45-87	.517	0-2	.000	34-45	.756	27	60	87	7.9	21-0	24	27	4	15	124	11.3
TOTAL FOR MSM		30-3	587/19.6	90-183	.492	0-11	.000	56-77	.727	45	112	157	5.2	48-0	44	50	8	26	236	7.9
TOTAL		97-46	1883/19.4	224-504	.444	6-37	.162	131-218	.601	136	314	450	4.6	172-4	111	151	28	66	585	6.0

NCAA TOURNAMENT 1995, 1999, 2008, 2014, 2017, 2021



# JEDY CORDILIA 14

Forward | Sr. | 6-9 | 210  
Tilburg, Netherlands  
West Nottingham Academy (Md.)



2024-25 SEASON HIGHS		
Category	Opponent	Date
Pts.....22	at Bucknell	11-13-24
Reb.....12	at Marist	12-6-24
FG.....10	Fairfield	12-8-24
FGA.....15	Fairfield	12-8-24
3FG.....1	Notre Dame Md.	11-4-24
3FGA.....1	vs. four opponents	
FT.....6	at Bucknell	11-13-24
FTA.....8	at Bucknell	11-13-24
Ast.....3	at Bucknell	11-13-24
Stl.....1	vs. two opponents	
Blk.....3	Notre Dame Md.	11-4-24
Min.....35	at Bucknell	11-13-24

CAREER HIGHS		
Category	Opponent	Date
Pts.....22	vs. two opponents	
Reb.....12	at Marist	12-6-24
FG.....11	at Quinnipiac	2-5-23
FGA.....15	Fairfield	12-8-24
3FG.....1	vs. two opponents	
3FGA.....3	at Delaware St.	12-30-23
FT.....6	at Bucknell	11-13-24
FTA.....8	at Bucknell	11-13-24
Ast.....3	vs. two opponents	
Stl.....2	vs. five opponents	
Blk.....3	Quinnipiac	2-10-24
Min.....40	Howard	11-25-23

MISCELLANEOUS		
Category	2024-25	Career
10+ points.....	4	20
20+ points.....	2	3
5+ rebounds.....	9	38
10+ rebounds.....	2	4
2+ three-pointers.....	0	0
5+ assists.....	0	0
2+ steals.....	0	5
2+ blocks.....	3	8
Double-Doubles.....	1	3
Leading Scorer.....	2	6
Leading Rebounder.....	6	19
Assists Leader.....	0	0

## 2024-25 SEASON

◆Recorded third career double-double with 14 points and 11 rebounds in season-opening win over Notre Dame of Maryland... Matched career high with 22 points while adding eight boards in the Mount's double-overtime win at Bucknell...Posted 14 points and seven rebounds in home win over Delaware State...Pulled down career high 12 rebounds at Marist...Scored team-high 21 points on 10-of-15 shooting in win over Fairfield.

## CAREER NOTES

◆Started 29 of 30 games played as a junior...Shot 56.4 percent from the field while averaging 6.6 points and 4.5 rebounds in 19.6 minutes per game.

## 2024-25 Game-by-Game Statistics

Opponent	Date	MIN	FG-A	3FG-A	FT-A	O-R-D	PF	AST	TO	BLK	STL	PTS
Notre Dame of Maryland	11-4	26	5-6	1-1	3-4	2-9-11	2	0	1	3	1	14
at Maryland	11-8	23	1-4	0-1	0-0	1-5-6	3	0	0	0	0	2
at Bucknell	11-13	35	8-10	0-0	6-8	5-3-8	4	3	3	2	0	22
Saint Francis U	11-16	DNP--Illness										
at Georgetown	11-20	22	2-6	0-1	0-0	4-3-7	4	0	2	2	0	4
Delaware St.	11-23	32	7-10	0-0	0-0	1-6-7	2	1	3	2	0	14
at Howard	11-30	16	2-3	0-0	1-1	1-3-4	5	1	2	1	0	5
at Marist	12-6	27	2-2	0-0	0-0	5-7-12	1	1	2	0	0	4
Fairfield	12-8	29	10-15	0-1	1-1	4-3-7	3	1	0	0	1	21
Loyola	12-14	23	4-5	0-0	0-0	1-5-6	4	0	2	1	0	8
at LIU	12-18	18	1-3	0-0	2-5	2-4-6	5	1	0	0	0	6
at Miami	12-21											
at George Mason	12-28											
Niagara	1-5											
at Manhattan	1-10											
Sacred Heart	1-12											
at Rider	1-16											
Quinnipiac	1-18											
at Siena	1-23											
Manhattan	1-25											
at Merrimack	1-31											
at Saint Peter's	2-2											
Iona	2-6											
at Niagara	2-14											
at Canisius	2-16											
Saint Peter's	2-21											
Rider	2-23											
at Fairfield	2-28											
Siena	3-2											
at Quinnipiac	3-6											
Marist	3-8											

## CAREER STATISTICS


### CORDILIA, Jedy

				Field Goals		3-Point		F-Throws		Rebounds									Scoring	
SEASON	TEAM	GP-GS	MIN/AVG	FG-FGA	FG%	3FG-3FGA	3FG%	FT-FTA	FT%	OFF	DEF	TOT	AVG	PF-FO	A	TO	BLK	STL	PTS	AVG
2021-22	MSM	24-1	107/4.5	14-23	.609	0-0	.000	5-9	.556	14	21	35	1.5	15-0	3	11	1	2	33	1.4
2022-23	MSM	32-13	571/17.9	89-153	.582	1-6	.167	35-40	.875	37	83	120	3.8	80-7	16	33	12	9	214	6.7
2023-24	MSM	30-29	587/19.6	84-149	.564	0-5	.000	30-42	.714	38	98	136	4.5	70-4	18	40	15	12	198	6.6
2024-25	MSM	10-8	252/25.2	42-64	.656	1-4	.250	13-19	.684	26	48	74	7.4	33-2	8	15	10	2	98	9.8
TOTAL		96-51	1517/15.8	229-389	.589	2-15	.133	83-110	.755	115	250	365	3.8	198-13	45	99	38	25	543	5.7



# JAVON ERVIN 23

Guard | Jr. | 6-3 | 200  
Tacoma, Wash.  
Lakes | Peninsula College



## 2024-25 SEASON HIGHS

Category	Opponent	Date
Pts.....14	Fairfield	12-8-24
Reb.....6	Loyola	12-14-24
FG.....5	vs. three opponents	
FGA.....13	Loyola	12-14-24
3FG.....1	vs. four opponents	
3FGA.....4	Loyola	12-14-24
FT.....7	at LIU	12-18-24
FTA.....10	at LIU	12-18-24
Ast.....2	vs. three opponents	
Stl.....2	at Georgetown	11-20-24
Blk.....		
Min.....24	Loyola	12-14-24

## CAREER HIGHS

Category	Opponent	Date
Pts.....14	Fairfield	12-8-24
Reb.....6	Loyola	12-14-24
FG.....5	vs. three opponents	
FGA.....13	Loyola	12-14-24
3FG.....1	vs. four opponents	
3FGA.....4	Loyola	12-14-24
FT.....7	at LIU	12-18-24
FTA.....10	at LIU	12-18-24
Ast.....2	vs. three opponents	
Stl.....2	at Georgetown	11-20-24
Blk.....		
Min.....24	Loyola	12-14-24

## MISCELLANEOUS

Category	2024-25	Career
10+ points.....	4	4
20+ points.....	0	0
5+ rebounds.....	1	1
10+ rebounds.....	0	0
2+ three-pointers.....	0	0
5+ assists.....	0	0
2+ steals.....	1	1
2+ blocks.....	0	0
Double-Doubles.....	0	0
Leading Scorer.....	0	0
Leading Rebounder.....	1	1
Assists Leader.....	0	0

## 2024-25 SEASON

♦ Had three points in his debut as a Mountaineer in the season-opening win over Notre Dame of Maryland...Recorded season-high 10 points in the Mount's win over Saint Francis...Made first starts as a Mountaineer at home against Fairfield, scoring season high 14 points in the victory...Recorded 13 points and six rebounds in the Mount's loss to Loyola...Hit 7-of-10 at the line en route to 11 points in win at LIU.

## CAREER NOTES

♦ Ervin joins the Mountaineers after playing the past two seasons at Peninsula College..In 2023-24, Ervin started all 30 games while averaging 19.2 points per game...Connected on 47-of-139 (.338) from three-point range while adding 4.4 rebounds, 3.1 assists and 1.2 steals per game...Registered 13 games with 20 or more points while scoring 30 or more three times...He had a season-high 32 points on two occasions.

## 2024-25 Game-by-Game Statistics

Opponent	Date	MIN	FG-A	3FG-A	FT-A	O-R-D	PF	AST	TO	BLK	STL	PTS
Notre Dame of Maryland	11-4	14	1-3	1-1	0-0	0-1-1	3	0	4	0	1	3
at Maryland	11-8	13	1-5	1-2	1-2	2-1-3	2	0	4	0	0	4
at Bucknell	11-13	7	2-2	0-0	0-0	0-0-0	0	0	1	0	0	4
Saint Francis U	11-16	15	5-8	0-2	0-1	2-0-2	0	1	1	0	0	10
at Georgetown	11-20	16	2-6	1-1	0-0	0-1-1	1	1	1	0	2	5
Delaware St.	11-23	16	1-4	0-2	0-1	0-3-3	2	2	0	0	0	2
at Howard	11-30	14	0-4	0-1	4-4	0-2-2	3	0	0	0	1	4
at Marist	12-6	18	3-9	0-2	0-0	1-2-3	2	1	0	0	1	6
Fairfield	12-8	19	5-8	1-2	3-4	0-2-2	3	2	2	0	1	14
Loyola	12-14	24	5-13	0-4	3-3	2-4-6	5	2	4	0	0	13
at LIU	12-18	20	2-9	0-3	7-10	1-0-1	3	0	1	0	0	11
at Miami	12-21											
at George Mason	12-28											
Niagara	1-5											
at Manhattan	1-10											
Sacred Heart	1-12											
at Rider	1-16											
Quinnipiac	1-18											
at Siena	1-23											
Manhattan	1-25											
at Merrimack	1-31											
at Saint Peter's	2-2											
Iona	2-6											
at Niagara	2-14											
at Canisius	2-16											
Saint Peter's	2-21											
Rider	2-23											
at Fairfield	2-28											
Siena	3-2											
at Quinnipiac	3-6											
Marist	3-8											

## CAREER STATISTICS

### ERVIN, Javon

				Field Goals		3-Point		F-Throws		Rebounds									Scoring	
SEASON	TEAM	GP-GS	MIN/AVG	FG-FGA	FG%	3FG-3FGA	3FG%	FT-FTA	FT%	OFF	DEF	TOT	AVG	PF-FO	A	TO	BLK	STL	PTS	AVG
2024-25	MSM	11-3	177/16.1	27-71	.380	4-20	.200	18-25	.720	8	16	24	2.2	24-1	9	18	0	6	76	6.9
TOTAL		11-3	177/16.1	27-71	.380	4-20	.200	18-25	.720	8	16	24	2.2	24-1	9	18	0	6	76	6.9



# XAVIER LIPSCOMB 45

Guard | Gr. | 6-2 | 195  
Washington, D.C. | St. Stephen's &  
St. Agnes School | Radford



## 2024-25 SEASON

♦ Tallied four points and seven assists in the season-opening win over Notre Dame of Maryland...Had seven assists at Maryland...Recorded 12 points and for rebounds in double-overtime win at Bucknell...Had 10 points in home win over Saint Francis...Had 12 points and five assists in home win over Fairfield.

## CAREER NOTES

♦ Missed all but the first two games with a foot injury last season.

## 2024-25 SEASON HIGHS

Category	Opponent	Date
Pts.....12	vs. two opponents	
Reb.....5	Loyola	12-14-24
FG.....4	at Bucknell	11-13-24
FGA.....9	vs. two opponents	
3FG.....2	vs. four opponents	
3FGA.....6	at Marist	12-6-24
FT.....6	vs. two opponents	
FTA.....8	vs. two opponents	
Ast.....7	vs. two opponents	
Stl.....1	vs. nine opponents	
Blk.....1	vs. three opponents	
Min.....39	at Bucknell	11-13-24

## CAREER HIGHS

Category	Opponent	Date
Pts.....14	vs. two opponents	
Reb.....9	at UNC Asheville	1-24-21
FG.....4	vs. five opponents	
FGA.....9	vs. two opponents	
3FG.....3	Hampton	1-5-21
3FGA.....6	at Marist	12-6-24
FT.....7	at UNC Asheville	1-25-21
FTA.....9	at UNC Asheville	1-24-21
Ast.....7	vs. three opponents	
Stl.....5	at Howard	12-21-22
Blk.....1	vs. eight opponents	
Min.....39	at Bucknell	11-13-24

## MISCELLANEOUS

Category	2024-25	Career
10+ points.....	3	13
20+ points.....	0	0
5+ rebounds.....	1	12
10+ rebounds.....	0	0
2+ three-pointers.....	4	12
5+ assists.....	5	7
2+ steals.....	0	9
2+ blocks.....	0	0
Double-Doubles.....	0	0
Leading Scorer.....	0	1
Leading Rebounder.....	0	2
Assists Leader.....	6	9

## 2024-25 Game-by-Game Statistics

Opponent	Date	MIN	FG-A	3FG-A	FT-A	O-R-D	PF	AST	TO	BLK	STL	PTS
Notre Dame of Maryland	11-4	24	2-4	0-2	0-0	1-1-2	1	7	3	0	0	4
at Maryland	11-8	34	0-2	0-1	4-8	2-0-2	4	7	4	0	1	4
at Bucknell	11-13	39	4-9	2-5	2-3	0-4-4	4	2	4	0	1	12
Saint Francis U	11-16	32	3-6	2-5	2-2	0-3-3	0	0	1	1	0	10
at Georgetown	11-20	27	1-3	1-1	1-2	1-0-1	0	5	2	0	1	4
DELAWARE ST.	11-23	34	2-8	0-2	2-3	0-4-4	1	1	2	0	1	6
at Howard	11-30	32	0-7	0-4	6-6	0-0-0	4	5	3	0	1	6
at Marist	12-6	31	2-9	1-6	3-3	0-3-3	0	3	1	0	1	8
Fairfield	12-8	31	2-5	2-5	6-8	1-1-2	2	5	1	1	1	12
Loyola	12-14	36	1-4	1-3	2-4	0-5-5	0	4	2	1	1	5
at LIU	12-18	32	2-6	2-3	2-2	0-4-4	2	4	2	0	1	8
at Miami	12-21											
at George Mason	12-28											
Niagara	1-5											
at Manhattan	1-10											
Sacred Heart	1-12											
at Rider	1-16											
Quinnipiac	1-18											
at Siena	1-23											
Manhattan	1-25											
at Merrimack	1-31											
at Saint Peter's	2-2											
Iona	2-6											
at Niagara	2-14											
at Canisius	2-16											
Saint Peter's	2-21											
Rider	2-23											
at Fairfield	2-28											
Siena	3-2											
at Quinnipiac	3-6											
Marist	3-8											

## CAREER STATISTICS

### LIPSCOMB, Xavier

				Field Goals		3-Point		F-Throws		Rebounds									Scoring	
SEASON	TEAM	GP-GS	MIN/AVG	FG-FGA	FG%	3FG-3FGA	3FG%	FT-FTA	FT%	OFF	DEF	TOT	AVG	PF-FO	A	TO	BLK	STL	PTS	AVG
2020-21	Rad	27-17	665/24.6	50-120	.417	19-48	.396	60-74	.811	4	79	83	3.1	49-0	44	60	2	12	179	6.6
2021-22	Rad	20-8	271/13.5	17-54	.315	6-21	.286	6-10	.600	4	25	29	1.5	17-0	34	26	1	9	46	2.3
2022-23	MSM	32-6	601/18.8	41-100	.410	18-39	.462	28-33	.848	4	78	82	2.6	41-0	43	35	2	24	128	4.0
2023-24	MSM	2-2	47/23.7	4-9	.444	2-5	.400	0-0	.000	3	6	9	4.5	3-0	8	4	0	2	10	5.0
2024-25	MSM	11-11	351/31.9	19-63	.302	11-37	.297	30-41	.732	5	25	30	2.7	18-0	43	25	3	9	79	7.2
TOTAL FOR MSM		45-19	1000/22.2	64-172	.372	31-81	.383	58-74	.784	12	109	121	2.7	62-0	94	64	5	35	217	4.8
TOTAL		92-44	1936/21.0	131-346	.379	56-150	.373	124-158	.785	20	213	233	2.5	128-0	172	150	8	56	442	4.8

NCAA TOURNAMENT 1995, 1999, 2008, 2014, 2017, 2021



# 2024-25 OVERALL STATISTICS



## 2024-25 Mount St. Mary's Men's Basketball Combined Team Statistics All games

Page 1/1  
as of Dec 19, 2024

### Game Records

Record	Overall	Home	Away	Neutral
ALL GAMES	7-4	4-1	3-3	0-0
CONFERENCE	1-1	1-0	0-1	0-0
NON-CONFERENCE	6-3	3-1	3-2	0-0

### Score by Periods

Team	1st	2nd	OT	TOT
Mount St. Mary's	367	426	22	815
Opponents	390	403	18	811

### Team Box Score

No.	Player				Total		3-Point		F-Throw		Rebounds													
		GP-GS	MIN	AVG	FG-FGA	FG%	3FG-3FGA	3FG%	FT-FTA	FT%	OFF	DEF	TOT	AVG	PF	DQ	A	TO	BLK	STL	PTS	AVG		
8	HOBBS, Dallas	9-8	243:40	27.1	41-109	.376	17-51	.333	27-33	.818	2	30	32	3.6	16	0	33	24	0	11	126	14.0		
4	ADEBAYO, Dola	11-11	286:24	26.0	44-85	.518	6-18	.333	38-47	.809	28	43	71	6.5	34	2	11	21	13	8	132	12.0		
13	ARD JR., Terrell	11-3	300:08	27.3	45-87	.517	0-2	.000	34-45	.756	27	60	87	7.9	21	0	24	27	4	15	124	11.3		
14	CORDILIA, Jedy	10-8	251:36	25.2	42-64	.656	1-4	.250	13-19	.684	26	48	74	7.4	33	2	8	15	10	2	98	9.8		
45	LIPSCOMB, Xavier	11-11	351:20	31.9	19-63	.302	11-37	.297	30-41	.732	5	25	30	2.7	18	0	43	25	3	9	79	7.2		
1	PACHECO, Carmelo	10-10	244:28	24.4	23-55	.418	20-47	.426	4-7	.571	5	9	14	1.4	11	0	12	2	0	5	70	7.0		
23	ERVIN, Javon	11-3	177:07	16.1	27-71	.380	4-20	.200	18-25	.720	8	16	24	2.2	24	1	9	18	0	6	76	6.9		
2	KEYES, Arlandus	10-1	151:31	15.2	14-47	.298	6-27	.222	9-11	.818	3	15	18	1.8	11	0	17	14	1	12	43	4.3		
9	KHADRE KEBÉ, Abdou	11-0	154:18	14.0	12-38	.316	7-24	.292	7-11	.636	4	15	19	1.7	18	0	5	9	0	10	38	3.5		
3	OGUNFUYE, Jonathan	2-0	05:59	3.0	2-2	1.000	0-0	.000	0-0	.000	2	1	3	1.5	0	0	0	1	0	0	4	2.0		
10	HAIGH, Patrick	4-0	22:05	5.5	3-11	.273	2-10	.200	0-0	.000	2	1	3	0.8	3	0	0	1	0	0	8	2.0		
12	WILSON, Trey	11-0	56:21	5.1	4-7	.571	2-2	1.000	7-9	.778	3	7	10	0.9	5	0	3	7	2	3	17	1.5		
5	DREAD, Malcolm	1-0	03:01	3.0	0-0	.000	0-0	.000	0-0	.000	0	0	0	0.0	0	0	0	1	0	0	0	0.0		
6	HARTMAN, Jaxon	1-0	02:00	2.0	0-0	.000	0-0	.000	0-0	.000	0	0	0	0.0	0	0	0	0	0	0	0	0.0		
Team											14	21	35				4							
Total		11	2250		276-639	.432	76-242	.314	187-248	.754	129	291	420	38.2	194	5	165	169	33	81	815	74.1		
Opponents		11	2250		292-678	.431	77-264	.292	150-209	.718	127	257	384	34.9	203	6	141	143	36	100	811	73.7		

### Team Statistics

	MSM	OPP
<b>Scoring</b>		
Points per game	815	811
Scoring margin	74.1	73.7
Scoring margin	+0.4	-
<b>Field goals-att</b>		
Field goal pct	276-639	292-678
Field goal pct	.432	.431
<b>3 point fg-att</b>		
3-point FG pct	76-242	77-264
3-pt FG made per game	.314	.292
3-pt FG made per game	6.9	7.0
<b>Free throws-att</b>		
Free throw pct	187-248	150-209
Free throw pct	.754	.718
F-Throws made per game	17.0	13.6
<b>Rebounds</b>		
Rebounds per game	420	384
Rebounding margin	38.2	34.9
Rebounding margin	+3.3	-
<b>Assists</b>		
Assists per game	165	141
Assists per game	15.0	12.8
<b>Turnovers</b>		
Turnovers per game	169	143
Turnover margin	15.4	13.0
Turnover margin	-2.4	-
Assist/turnover ratio	1.0	1.0
<b>Steals</b>		
Steals per game	81	100
Steals per game	7.4	9.1
<b>Blocks</b>		
Blocks per game	33	36
Blocks per game	3.0	3.3
<b>Winning streak</b>		
Home win streak	1	-
Home win streak	0	-
<b>Attendance</b>		
Home games-Avg/Game	8174	18457
Home games-Avg/Game	5-1635	6-3076
Neutral site-Avg/Game	-	0-0

### Team Results

Date	Opponent		Score	Att.
11/04/2024	Notre Dame (MD)	W	98-62	1711
11/08/2024	at Maryland	L	52-86	11726
11/13/2024	at Bucknell	Wot2	93-89	1381
11/16/2024	Saint Francis	W	66-58	2133
11/20/2024	at Georgetown	L	51-79	2756
11/23/2024	Delaware St.	W	76-66	1590
11/30/2024	at Howard	W	79-75	655
12/06/2024	at Marist	L	50-53	1596
12/08/2024	Fairfield	W	101-94	1213
12/14/2024	Loyola Maryland	L	69-77	1527
12/18/2024	at LIU	W	80-72	343



# 2024-25 MAAC STATISTICS



## 2024-25 Mount St. Mary's Men's Basketball Combined Team Statistics In Conference games

Page 1/1  
as of Dec 09, 2024

### Game Records

Record	Overall	Home	Away	Neutral
ALL GAMES	1-1	1-0	0-1	0-0
CONFERENCE	1-1	1-0	0-1	0-0
NON-CONFERENCE	0-0	0-0	0-0	0-0

### Score by Periods

Team	1st	2nd	OT	TOT
Mount St. Mary's	78	73	0	151
Opponents	70	77	0	147

### Team Box Score

No.	Player					Total		3-Point		F-Throw		Rebounds											
		GP-GS	MIN	AVG	FG-FGA	FG%	3FG-3FGA	3FG%	FT-FTA	FT%	OFF	DEF	TOT	AVG	PF	DQ	A	TO	BLK	STL	PTS	AVG	
14	CORDILIA, Jedy	2-2	55:42	27.9	12-17	.706	0-1	.000	1-1	1.000	9	10	19	9.5	4	0	2	2	0	1	25	12.5	
8	HOBBS, Dallas	2-1	54:21	27.2	8-26	.308	2-8	.250	7-8	.875	0	6	6	3.0	3	0	8	3	0	1	25	12.5	
4	ADEBAYO, Dola	2-2	49:40	24.8	8-12	.667	1-3	.333	5-6	.833	4	9	13	6.5	4	0	6	4	4	1	22	11.0	
45	LIPSCOMB, Xavier	2-2	61:18	30.7	4-14	.286	3-11	.273	9-11	.818	1	4	5	2.5	2	0	8	2	1	2	20	10.0	
23	ERVIN, Javon	2-1	36:44	18.4	8-17	.471	1-4	.250	3-4	.750	1	4	5	2.5	5	0	3	2	0	2	20	10.0	
13	ARD JR., Terrell	2-0	50:08	25.1	7-17	.412	0-1	.000	2-6	.333	6	10	16	8.0	3	0	5	2	1	2	16	8.0	
2	KEYES, Arlandus	2-0	19:20	9.7	4-7	.571	3-5	.600	0-0	.000	0	2	2	1.0	2	0	1	1	0	0	11	5.5	
1	PACHECO, Carmelo	2-2	40:14	20.1	3-5	.600	2-4	.500	0-0	.000	0	0	0	0.0	1	0	1	1	0	1	8	4.0	
12	WILSON, Trey	2-0	08:41	4.3	1-2	.500	1-1	1.000	0-0	.000	0	0	0	0.0	2	0	0	0	0	0	3	1.5	
9	KHADRE KÉBÉ, Abdou	2-0	23:51	11.9	0-3	.000	0-2	.000	1-2	.500	0	0	0	0.0	3	0	0	1	0	1	1	0.5	
Team											1	5	6										
Total		2	400		55-120	.458	13-40	.325	28-38	.737	22	50	72	36.0	29	0	34	18	6	11	151	75.5	
Opponents		2	400		56-122	.459	17-53	.321	18-26	.692	21	45	66	33.0	31	0	27	23	9	10	147	73.5	

### Team Statistics

	MSM	OPP
<b>Scoring</b>		
Points per game	75.5	73.5
Scoring margin	+2.0	-
<b>Field goals-att</b>		
Field goal pct	.458	.459
<b>3 point fg-att</b>		
3-point FG pct	.325	.321
3-pt FG made per game	6.5	8.5
<b>Free throws-att</b>		
Free throw pct	.737	.692
F-Throws made per game	14.0	9.0
<b>Rebounds</b>		
Rebounds per game	36.0	33.0
Rebounding margin	+3.0	-
<b>Assists</b>		
Assists per game	17.0	13.5
<b>Turnovers</b>		
Turnovers per game	9.0	11.5
Turnover margin	+2.5	-
Assist/turnover ratio	1.9	1.2
<b>Steals</b>		
Steals per game	5.5	5.0
<b>Blocks</b>		
Blocks per game	3.0	4.5
<b>Winning streak</b>		
Home win streak	1	-
<b>Attendance</b>		
Home games-Avg/Game	1-1213	1-1596
Neutral site-Avg/Game	-	0-0

### Team Results

Date	Opponent		Score	Att.
12/06/2024	at Marist	L	50-53	1596
12/08/2024	Fairfield	W	101-94	1213



# 2024-25 BOX SCORES



Official Basketball Box Score - Final  
**Notre Dame (MD) at Mount St. Mary's**  
11/04/24 Knott Arena, Emmitsburg  
2024-25 Men's Basketball

Game Time: 7:00 PM  
Game Duration: 2:04  
Attendance: 1,711

Officials: Jared Trotman, Jason Stalworth, Joseph Carmione

Notre Dame (MD) - 62

Record: 0-0

NO.	Name	Min	FG	3P	FT	Reb	OR	DR	Fouls	TP	AS	TO	ST	Blocks	BS	+/-	
5	Amari Bell	13:12	0-5	0-1	0-0	1	1	2	0	1	0	0	1	0	0	-15	
23	Jahbreco Daposta	22:22	2-3	0-0	0-0	2	4	6	2	1	4	0	1	2	0	-13	
1	Jackson Pugh	17:57	0-4	0-1	0-0	0	1	1	0	1	1	1	1	2	0	-17	
7	Chandler Johnson	13:55	0-4	0-2	0-0	1	0	1	2	0	0	1	2	1	0	-15	
12	Jamal Lee	16:44	2-4	1-2	2-3	0	1	1	1	3	7	1	4	2	1	-15	
8	Anthony Wright	16:25	1-4	0-0	0-1	0	0	0	0	2	3	2	1	0	1	-21	
4	K'Won Johnson	17:22	6-12	3-7	0-0	1	1	2	1	15	2	2	2	0	1	-11	
55	Ahmad Harrison	16:45	0-9	0-2	0-0	0	0	0	1	5	6	3	2	0	0	-9	
0	Jermaine Koger Jr.	18:20	7-9	1-2	0-0	1	1	2	1	15	0	1	1	1	0	-8	
14	Corwin Holland II	06:30	0-3	0-1	0-0	1	0	1	2	0	0	0	0	0	0	-18	
2	Dezmynn Nicholson	05:09	0-4	0-1	0-0	0	3	3	1	0	0	0	3	0	0	-17	
33	Dylan Long	04:05	0-0	0-0	0-0	0	1	1	2	0	0	0	0	0	0	-16	
11	Tristan Alvarez	08:02	0-1	0-1	1-2	0	0	0	1	1	1	1	0	0	0	-12	
21	Jalen Yates	06:32	0-1	0-1	0-0	0	0	0	1	0	0	1	0	0	0	-2	
24	Mike Duffy	06:32	1-1	1-1	0-0	1	0	1	0	0	3	1	1	1	0	-2	
10	Braedon Beard	05:14	3-4	1-2	2-3	0	1	1	2	9	0	0	1	0	0	3	
15	Azaan Sheikh	02:21	0-4	0-4	0-0	1	0	1	0	0	1	0	1	0	1	0	
25	Joshua Butler	02:33	0-0	0-0	0-0	0	0	0	0	0	0	0	0	0	0	4	
Team						8			2			0					
Totals			22-72			7-28			17			16			33		

Technical Fouls: NONE

Mount St. Mary's - 98

Record: 1-0

NO.	Name	Min	FG	3P	FT	OR	DR	TO	Fouls	TP	AS	TO	ST	Blocks	BS	BA	+/-
4	Dola Adebayo	F 19:10	5-7	0-1	6-8	1	6	7	3	6	16	1	1	1	1	0	23
14	Jedy Cordelia	F 25:32	5-6	1-1	3-4	2	9	11	2	2	14	0	1	1	1	3	0
1	Carmelo Pacheco	G 18:55	1-4	1-3	1-2	0	0	0	1	2	4	3	0	1	0	1	16
8	Dallas Hobbs	G 22:33	7-13	1-5	2-2	0	2	2	0	1	17	5	6	2	0	0	27
45	Xavier Lipscomb	G 23:40	2-4	0-2	0-0	1	1	2	1	0	4	7	3	0	0	0	23
13	Terrell Ard Jr.	G 21:35	4-7	0-0	4-5	5	9	14	4	12	0	2	2	1	0	1	19
23	Javon Ervin	14:25	1-3	1-1	0-0	0	1	1	3	0	3	4	1	0	1	0	5
9	Abdou Khadre Kébé	19:40	4-7	2-5	0-0	0	3	3	0	10	1	1	3	0	1	0	16
2	Arlandus Keyes	15:14	1-3	1-3	0-0	0	1	1	2	1	6	4	3	1	0	0	22
12	Trey Wilson	11:09	1-2	1-1	0-0	2	1	3	1	3	8	0	2	0	2	0	12
3	Jonathan Ogunluyé	03:59	1-1	0-0	0-0	2	1	3	0	2	0	1	0	0	0	0	-7
10	Patrick Haigh	03:59	1-3	0-2	0-0	0	1	1	1	0	2	0	0	0	0	0	-5
Team						1			2			0					
Totals			33-60			8-24			14			37			51		

Technical Fouls: NONE

		NDMD		MOUNT	
Biggest lead		0 (1 <sup>st</sup> 20:00)		43 (2 <sup>nd</sup> 3:59)	
Best Scoring Run		7 (2 <sup>nd</sup> 1:15)		21 (2 <sup>nd</sup> 3:59)	
Lead Changes		0			
Times Tied		0			
Time with Lead		00:00		39:11	

Shooting By Period	
1 <sup>st</sup> FG%	18-33 54.5%
3PT%	5-12 41.7%
FT%	4-7 57.1%
2 <sup>nd</sup> FG%	15-27 55.6%
3PT%	3-12 25.0%
FT%	20-23 87%
GM FG%	33-60 55.0%
3PT%	8-24 33.3%
FT%	24-30 80.0%
Dead Ball Rebounds: 2	



Official Basketball Box Score - Final  
**Mount St. Mary's at Maryland**  
11/05/24 SPNBY Center, College Park  
2024-25 Men's Basketball

Game Time: 8:00 PM  
Game Duration: 2:05  
Attendance: 11,726

Officials: Verne Harris, Amy Bonner, Andy O'Brien

Mount St. Mary's - 52

Record: 1-1

NO.	Name	Min	FG	3P	FT	Reb	OR	DR	Fouls	TP	AS	TO	ST	Blocks	BS	+/-				
4	Dola Adebayo	F 28:38	4-7	0-1	3-4	0	5	5	4	3	11	1	2	0	1	0	-27			
14	Jedy Cordlia	F 23:22	1-4	0-1	0-0	1	5	6	3	1	2	0	0	0	0	0	-14			
1	Carmelo Pacheco	G 23:04	1-2	0-1	0-0	0	1	1	1	1	2	0	1	0	0	0	-21			
8	Dallas Hobbs	G 23:03	7-11	5-5	2-2	0	3	3	4	3	21	0	2	0	0	0	0			
45	Xavier Lipscomb	G 33:33	0-2	0-1	4-8	2	0	2	4	4	7	4	1	0	0	0	-28			
13	Terrell Ard Jr.	G 20:51	2-4	0-0	2-3	0	5	5	1	2	6	1	5	2	0	0	-11			
23	Javon Ervin	13:29	1-5	1-2	1-2	2	1	2	1	3	1	4	0	4	0	0	-22			
9	Abdou Khadre Kébé	17:14	0-4	0-2	0-0	0	1	1	2	0	0	1	3	1	0	1	-19			
5	Arlandus Keyes	06:40	0-2	0-0	0-0	0	1	1	1	0	0	0	2	0	0	0	-15			
12	Trey Wilson	04:06	0-0	0-0	0-1	0	2	2	1	1	0	1	2	0	0	0	-13			
6	Javon Hartman	02:00	0-0	0-0	0-0	0	0	0	0	0	0	0	0	0	0	0	0			
10	Patrick Haigh	02:00	0-0	0-0	0-0	0	0	0	0	0	0	0	0	0	0	0	0			
22	Jonathan Ogunluyé	02:00	1-1	0-0	0-0	0	0	0	0	0	2	0	0	0	0	0	0			
Team						1			3			4			0					
Totals			17-42			6-13			12-20			6			27			33		

Technical Fouls: NONE

Maryland - 86

Record: 2-0

No.	Name	Min	FG		3P	FT	Rebounds		Fouls	TP	AS	TO	ST	Blocks		+/-	
			M	A	M	A	OR	DR	PF	FD				BS	BA		
9	Selton Miguel	F 22:13	4-11	1-4	2-4	0	3	3	0	2	11	1	0	0	0	11	
10	Julian Reese	F 23:03	2-3	0-0	5-10	3	7	10	4	7	9	1	2	1	0	15	
25	Derik Queen	C 20:21	3-8	0-2	2-2	0	1	1	1	1	8	3	1	2	0	21	
0	Ja'Kobi Gillespie	G 23:28	4-8	3-4	2-2	1	1	2	1	3	13	2	1	1	0	31	
5	DeShawn Harris-Smith	G 15:56	2-4	0-0	0-1	0	3	3	3	1	4	1	1	1	0	-4	
1	Rodney Rice	19:56	10-14	3-5	5-5	3	2	5	3	3	28	2	1	2	0	42	
22	Jordan Geromino	16:03	1-3	0-0	0-0	4	1	5	0	0	0	2	1	0	1	18	
6	Talana Gapare	12:23	0-1	0-1	5-6	0	1	1	1	5	5	0	0	4	0	7	
8	Jaylton Young	20:13	1-5	1-3	0-0	0	0	0	0	1	3	2	0	3	0	17	
7	Malachi Palmer	11:30	0-3	0-1	0-0	0	1	1	2	0	0	0	0	1	0	20	
13	Chance Stephens	07:59	1-3	1-3	0-0	0	0	0	0	1	3	0	0	0	0	-6	
6	Braden Pierce	04:45	0-1	0-0	0-0	1	1	2	0	0	0	0	0	0	0	-2	
30	Lukas Sotell	01:05	0-0	0-0	0-0	0	0	0	0	1	0	0	0	0	0	0	
40	Ben Murphy	01:05	0-1	0-0	0-0	0	1	1	0	0	0	0	0	0	0	0	
Team						3			1			4			0		
Totals			28-65			9-23			21-30			15			23		

Technical Fouls: NONE

		MSM		UMD	
Biggest lead	8 (1 <sup>st</sup> 16:27)		40 (2 <sup>nd</sup> 8:23)		
Best Scoring Run	7 (1 <sup>st</sup> 17:28)		16 (1 <sup>st</sup> 5:54)		
Lead Changes	3				
Times Tied	1				
Time with Lead	07:59	31:15			

Points from		MSM		UMD	
Turnovers	4	27			
Paint	16	28			
Second Chance	5	20			
Fast Breaks	4	27			
Bench	12	41			

Period by Period Scoring			
	1st	2nd	TOT
MSM	26	26	52
UMD	58	28	86



# 2024-25 BOX SCORES



Official Basketball Box Score - Final  
Mount St. Mary's at Georgetown  
11/20/24 Capital One Arena, Washington  
2024-25 Men's Basketball

Game Time: 8:30 PM  
Game Duration: 1:51  
Attendance: 2,756

Officials: Evon Burroughs, Greg Evans, Mike Palau

Mount St. Mary's - 51

Record: 3-2

NO. Name	Min	FG	3P	FT	Rebounds	Fouls	TP	AS	TO	ST	Blocks	+/-
4 Dola Adebayo	F 22:43	4-11	0-2	2-2	3 3 6	3 1	10	0	2	0	1 1	0 -12
13 Terrell Ard Jr.	F 35:16	6-14	0-0	0-0	2 4 6	3 1	12	4	3	1	0 0	0 -31
1 Carmelo Pacheco	G 19:25	0-4	0-3	0-0	2 0 2	1 0	0	1	0	0	0 0	-21
8 Dallas Hobbs	G 23:46	3-10	1-5	1-2	0 1 7	2 1	8	2	2	1	0 1	-23
45 Xavier Lipscomb	G 26:33	1-3	1-1	1-2	1 0 1	0 2	4	5	2	1	0 0	-8
2 Arlandus Keyes	16:08	1-8	1-3	0-0	0 1 1	1 2	3	0	0	0	0 0	-12
14 Jedy Cordilla	22:01	2-6	0-1	0-0	4 3 7	4 0	4	0	2	0	1 1	-13
9 Abdou Khadre Kébé	13:23	2-4	1-3	0-0	1 1 2	1 0	5	0	0	3	0 0	-2
23 Javon Ervin	16:21	2-6	1-1	0-0	0 1 1	1 4	5	1	1	2	0 0	-15
12 Trey Wilson	04:24	0-1	0-0	0-0	0 1 1	0 0	1	0	0	0	0 0	-3
Team					0 2 2		0	1				
Totals		21-67	5-19	4-6	13 23 36	16 11	57	14	13	8	2 2	-28

Technical Fouls: NONE

Georgetown - 79

Record: 3-1

NO. Name	Min	FG	3P	FT	Rebounds	Fouls	TP	AS	TO	ST	Blocks	+/-
20 Drew Fielder	F 21:43	4-6	0-1	1-2	3 4 7	2 3	9	0	2	0	0 0	0 15
35 Thomas Sorber	F 23:20	7-10	0-0	0-1	4 8 12	2 4	14	5	1	1	0 1	0 20
2 Malik Mack	G 34:05	4-14	1-5	1-2	0 4 4	2 2	10	5	2	0	0 1	0 15
5 Micah Peavy	G 26:37	4-6	2-4	2-2	0 4 4	1 1	12	4	3	1	1 0	0 21
10 Jayden Epps	G 31:42	6-14	3-7	4-4	0 4 0	5 19	2	1	0	0	0 0	0 28
25 Julius Halaforua	16:40	3-5	0-0	0-0	1 1 2	0 6	0	1	0	0	0 0	0 8
23 Jordan Burks	14:23	2-2	0-0	0-0	1 1 2	1 4	0	0	1	0	0 0	0 9
4 Caleb Williams	15:17	1-2	0-1	1-1	0 4 0	1 3	0	1	0	0	0 0	0 11
45 Kayvaun Mulready	14:13	1-5	0-2	0-0	1 2 3	1 0	2	1	0	3	0 0	0 11
Team					2 0 2		0	1				
Totals		32-64	6-20	9-12	12 31 43	11 16	79	17	13	6	2 2	18

Technical Fouls: NONE

MT. SM	GTWN	Points from Turnovers	MT. SM	GTWN	Period by Period Scoring
0 (1 <sup>st</sup> 20:00)	31 (2 <sup>nd</sup> 1:20)	7 7 13	24 46	1st 2nd TOT	
Best Scoring Run	8 (1 <sup>st</sup> 5:05)	8 (2 <sup>nd</sup> 2:51)	Paint	22 29 51	
Lead Changes	0	0	Second Chance	10 12	
Times Tied	0	0	Fast Breaks	7 23	
Time with Lead	00:00	39:14	Bench	17 15	GTWN 35 44 79



Official Basketball Box Score - Final  
Delaware St. at Mount St. Mary's  
11/23/24 Knott Arena, Emmitsburg  
2024-25 Men's Basketball

Game Time: 4:00 PM  
Game Duration: 2:02  
Attendance: 1,590

Officials: Mikelangelo Flury, Tony Crisp, Vasil Milius

Delaware St. - 66

Record: 2-4

NO. Name	Min	FG	3P	FT	Rebounds	Fouls	TP	AS	TO	ST	Blocks	+/-
Aliston Andrews	F 23:17	0-0	0-0	1-2	2 3	4 1	0	0	2	2	1 0	-5
25 Munster Newton	F 35:08	5-5	0-0	0-0	4 1 5	2 0	10	0	1	1	0 0	-5
0 Robert Smith	G 29:46	5-15	2-10	2-5	1 5 6	3 4	14	2	3	0	0 2	0
3 Martez Robinson	G 34:25	7-18	0-1	2-2	2 1 3	2 7	16	1	0	2	0 2	-9
11 Kaseem Watson	G 37:20	8-18	0-1	0-1	3 3 6	1 4	16	1	1	0	0 0	-10
2 Corey Perkins	14:54	2-6	0-1	0-0	1 1 2	4 1	4	2	0	1	0 1	0
24 Raymond Somerville	18:14	3-4	0-0	0-0	2 4 6	1 0	6	0	0	1	2 0	-13
4 Caleb Surges	02:30	0-0	0-0	0-0	1 4 1	1 0	0	1	1	0	0 0	-2
13 Kaseem Watson	02:16	0-0	0-0	0-0	0 0 0	0 0	0	0	0	0	0 0	-2
5 John Clammons	00:40	0-1	0-0	0-0	1 0 1	0 0	0	0	0	0	0 0	-1
22 Dean Shepherd	00:31	0-0	0-0	0-0	0 0 0	0 0	0	0	0	0	0 0	-1
15 Ponce James	01:00	0-0	0-0	0-0	0 0 0	0 0	0	0	0	0	0 0	-2
Team					0 2 2		0	0				
Totals		30-67	2-13	4-9	15 20 35	18 17	65	7	8	7	4 5	-10

Technical Fouls: NONE

Mount St. Mary's - 76

Record: 4-2

NO. Name	Min	FG	3P	FT	Rebounds	Fouls	TP	AS	TO	ST	Blocks	+/-
4 Dola Adebayo	F 22:01	5-10	1-3	5-5	4 3 7	1 4	16	0	1	0	1 1	8
14 Jedy Cordilla	F 32:07	7-10	0-0	0-0	1 6 7	2 0	14	1	3	0	2 2	6
1 Carmelo Pacheco	G 20:26	4-5	4-5	2-2	2 1 3	1 1	14	3	0	0	0 0	4
8 Dallas Hobbs	G 23:38	2-7	2-5	1-3	0 1 1	4 5	7	8	2	1	0 0	2
45 Xavier Lipscomb	G 00:01	0-2	0-2	0-0	4 4 1	1 2	6	1	2	1	0 0	11
13 Terrell Ard Jr.	25:52	5-7	0-0	4-4	1 4 5	2 3	14	0	3	0	1 0	6
9 Abdou Khadre Kébé	08:56	1-4	1-1	0-0	1 1 2	3 0	3	0	1	1	0 0	0
15 Arlandus Keyes	12:23	0-2	0-2	0-0	0 1 1	0 0	0	2	1	1	0 0	7
23 Javon Ervin	05:02	0-0	0-0	0-0	0 0 0	0 1	1	0	0	0	0 0	5
22 Javon Ervin	15:34	1-4	0-2	0-1	0 3 3	2 2	2	2	0	0	0 0	1
Team					4 1 5		0					
Totals		27-57	8-20	14-18	13 25 38	17 18	76	17	13	4	5 4	10

Technical Fouls: NONE

DSU	MOUNT	Points from Turnovers	DSU	MOUNT	Period by Period Scoring
1 (1 <sup>st</sup> 15:52)	12 (2 <sup>nd</sup> 2:21)	18 17	Paint	36 36	
Best Scoring Run	8 (1 <sup>st</sup> 7:36)	11 (2 <sup>nd</sup> 2:21)	Second Chance	18 17	
Lead Changes	4	4	Fast Breaks	7 7	
Times Tied	5	5	Bench	10 19	DSU 31 35 66
Time with Lead	00:36	36:29			MOUNT 38 38 76



Official Basketball Box Score - Final  
Mount St. Mary's at Howard  
11/20/24 Burr Gymnasium, Washington  
Howard vs. Mount St. Mary's

Game Time: 11:00 AM  
Game Duration: 2:21  
Attendance: 555

Officials:

Mount St. Mary's - 79

Record: 5-2

NO. Name	Min	FG	3P	FT	Rebounds	Fouls	TP	AS	TO	ST	Blocks	+/-
4 Dola Adebayo	F 26:37	3-4	1-1	4-4	1 2 3	3 3	11	0	1	1	0 1	15
14 Jedy Cordilla	F 16:24	2-3	0-0	1-1	1 3 4	5 4	5	1	2	0	0 0	6
1 Carmelo Pacheco	G 31:42	5-9	0-0	0-0	0 2 2	1 0	19	0	0	2	0 0	8
8 Dallas Hobbs	G 31:07	5-16	1-8	6-7	1 0 1	2 5	17	4	2	1	0 1	8
45 Xavier Lipscomb	G 32:08	0-7	0-4	6-6	0 0 0	4 3	6	5	3	1	0 0	8
9 Abdou Khadre Kébé	10:17	0-1	0-1	0-0	0 2 2	0 1	0	2	1	0	0 0	-8
13 Terrell Ard Jr.	29:57	4-6	0-0	8-8	2 7 9	2 5	16	0	2	0	0 0	-1
23 Javon Ervin	13:38	0-4	0-1	4-4	0 2 2	3 2	4	0	0	1	0 0	-6
5 Malcolm Dread	03:01	0-0	0-0	0-0	0 0 0	0 0	0	0	1	0	0 0	-6
12 Trey Wilson	05:10	1-1	0-0	0-0	0 0 0	0 0	0	0	1	0	0 0	-4
Team					0 6 6		0	0				
Totals		21-50	8-23	29-30	5 24 29	20 23	79	12	13	6	1 2	4

Technical Fouls: NONE

Howard - 75

Record: 3-5

NO. Name	Min	FG	3P	FT	Rebounds	Fouls	TP	AS	TO	ST	Blocks	+/-
2 Dom Campbell	F 22:57	4-6	0-0	2-2	3 5 8	4 3	10	0	4	1	0 0	-1
1 Arwar Gill	G 30:44	5-9	0-2	6-10	0 3 3	5 6	18	3	2	1	0 0	0
5 Marcus Dockery	G 25:23	4-10	1-5	0-0	0 1 1	0 0	9	2	4	0	0 0	-3
7 Blake Harper	G 38:09	4-12	0-4	7-11	1 6 7	1 7	15	2	2	2	0 0	-6
8 Joshua Strong	G 29:51	4-7	4-7	0-0	0 2 2	2 1	12	2	0	0	0 0	3
15 Cameron Shockley-Okeke	13:38	2-4	2-4	1-2	0 2 2	5 2	7	1	0	1	0 0	-6
3 Jaren Johnson	20:21	0-1	0-0	2-2	0 2 2	2 1	2	0	0	0	0 0	-4
4 Miles Stewart	06:27	1-2	0-0	0-0	0 0 0	2 0	2	0	0	1	0 0	-8
14 Ayodele Taiwo	01:51	0-0	0-0	0-0	0 0 0	0 0	0	0	1	0	0 0	2
23 Mounir Hima	10:39	0-1	0-0	0-0	1 0 1	2 0	0	1	2	0	1 0	3
Team					0 2 2		0	0				
Totals		24-52	7-22	20-27	7 23 30	23 20	75	11	16	5	2 1	-4

Technical Fouls: NONE

MSM	HOW	Points from Turnovers	MSM	HOW	Period by Period Scoring
8 (2 <sup>nd</sup> 15:18)	6 (1 <sup>st</sup> 6:26)	20 13	24 26	1st 2nd TOT	
Best Scoring Run	13 (1 <sup>st</sup> 4:12)	8 (1 <sup>st</sup> 6:26)	Paint	36 43 79	
Lead Changes	11	0	Second Chance	3 10	
Times Tied	9	0	Fast Breaks	15 11	
Time with Lead	26:57	08:28	Bench	22 11	HOW 34 41 75



Official Basketball Box Score - End of 2nd Period  
Mount St. Mary's at Marist  
12/06/24 McCann Arena, Poughkeepsie  
2024-25 Men's Basketball

Game Time: 7:00 PM  
Game Duration: 1:50

Officials: Ed Cordis, Adam Vandenburgh, Vasil Milius

Mount St. Mary's - 50

NO. Name	Min	FG	3P	FT	Rebounds		Fouls	TP	AS	TO	ST	Blocks	B+/-	Shooting By Period		
					Off	Def								1st FG	2nd FG	
4 Dola Adebayo	F 21:38	3-5	0-1	1-2	0	4	2	7	1	4	1	0	0	-5	1st FG 12-24 50.0%	
14 Jody Cordilla	F 27:08	2-2	0-0	0	5	7	12	1	4	1	2	0	0	-2	3PT% 33.3%	
1 Carmelo Pacheco	G 29:38	2-3	0-0	0-0	0	0	0	1	0	6	0	1	0	-5	2nd FG 56	
8 Dallas Hobbs	G 26:29	4-17	0-4	3-4	0	3	3	1	3	11	3	1	0	-4	2nd FG 8-31 25.8%	
45 Xavier Lipscomb	G 30:48	2-9	1-6	3-3	0	3	3	0	2	8	3	1	1	0	0	3PT% 1-11 9.1%
13 Terrell Ard Jr.	26:45	4-10	0-1	0-2	4	4	8	1	3	8	2	2	2	0	0	FT% 45 8.0%
9 Abdou Khadre Kébé	10:22	0-0	0-0	0-0	0	0	0	0	0	0	0	0	0	0	0	GMFG% 20-55 36.4%
23 Javon Ervin	18:14	3-9	0-2	0-0	1	2	3	2	1	6	1	0	0	0	0	3PT% 3-7 42.9%
2 Arlandus Keyes	04:29	0-0	0-0	0-0	0	0	0	0	0	0	0	0	0	0	0	FT% 7-11 63.6%
12 Trey Wilson	04:29	0-0	0-0	0-0	0	0	0	0	0	0	0	0	0	0	0	Dead Ball Rebounds: 3-0
Team					0	2	2	0	0	0	0					
Totals		20-55	7-17	7-11	10	25	35	10	11	50	11	13	7	1	2	-3



# 2024-25 BOX SCORES



Official Basketball Box Score - Final  
Fairfield at Mount St. Mary's  
12/08/24 Knott Arena, Emmitsburg  
2024-25 Men's Basketball

Game Time: 2:00 PM  
Game Duration: 2:05  
Attendance: 1,113

Officials: Clarence Armstrong, Mike Nardone, Steven Perry

Fairfield - 94

Record: 5-5 (1-1)

NO. Name	Min	FG M-A	3P M-A	FT M-A	Rebounds OR DR TOT	Fouls PF BS	TP	AS	TO	ST	Blocks BS BA	+/-
12 Louis Bleechmore	F 20:33	4-5	2-3	1-2	1 2 3	3 3	11	2	1	0	0	-10
33 Peyton Smith	F 15:48	3-7	0-2	0-0	0 1 1	1 0	6	0	0	1	1	0
0 Deon Perry	G 10:39	0-4	0-3	2-2	0 0 0	1 1	2	1	0	0	0	-10
3 Jamie Bergens	G 35:53	4-8	2-5	5-6	1 3 4	3 5 15	4	2	0	0	0	-1
16 Prophet Johnson	G 29:41	9-16	0-3	4-5	6 4 10	3 6 22	5	1	2	0	0	-3
1 Brinna Sack	03:34	0-0	0-0	0-0	0 0 0	0 0	0	0	0	0	-9	0
4 Braden Sparks	17:18	5-12	4-6	2-3	0 0 0	3 2 16	4	0	1	0	3	5
5 Matt Curtis	05:06	1-2	0-0	0-0	0 0 0	0 0	1	2	0	0	0	-1
14 Kyle Jenkins	09:39	1-2	0-1	0-0	0 0 0	0 0	0	0	0	0	0	-9
20 Isaac Munkadi	20:25	1-4	0-1	1-2	2 4 6	3 1 3	1	1	0	5	0	5
13 Noah Best	21:24	5-6	2-3	1-2	1 5 6	3 2 13	0	0	1	0	1	0
25 Michael Rogan	10:00	1-2	0-1	0-0	0 1 1	1 0	2	0	0	0	0	-5
Team					2 0 2	0	0					
Totals		34-68	10-30	16-22	13 20 33	20 19 94	17	6	3	7	5	-7

Technical Fouls: NONE

Mount St. Mary's - 101

Record: 6-3 (1-1)

NO. Name	Min	FG M-A	3P M-A	FT M-A	Rebounds OR DR TOT	Fouls PF FD	TP	AS	TO	ST	Blocks BS BA	+/-				
4 Dola Adebayo	F 28:02	5-7	1-2	4-4	4	5	9	2	3	15	5	0	4	0	9	
14 Jedy Cordilla	F 28:34	10-15	0-1	1-1	4	3	7	3	1	21	1	0	1	0	2	
1 Carmelo Pacheco	G 10:36	1-2	0-1	0-0	0	0	0	0	1	2	1	0	0	0	2	
23 Javon Ervin	G 18:30	5-8	1-2	3-4	0	2	2	3	2	14	2	2	1	0	1	
45 Xavier Lipscomb	G 30:30	2-5	2-5	6-8	1	1	2	2	5	12	5	1	1	0	8	
8 Dallas Hobbs	27:52	4-9	2-4	4-4	0	3	3	2	4	14	5	0	0	1	0	
9 Abdou Khadre Kébé	13:29	0-3	0-2	1-2	0	0	0	1	1	1	0	1	1	0	0	
13 Terrell Ard Jr.	23:23	3-7	0-0	2-4	2	6	8	2	3	8	3	0	0	0	1	
2 Arlandus Keyes	14:51	4-7	3-5	0-0	0	2	2	2	0	11	1	1	0	0	1	
12 Trey Wilson	04:12	1-2	1-1	0-0	0	0	0	2	0	3	0	0	0	1	9	
					1	3	4			0						
Totals		35-65	10-23	21-27	12	25	37	19	20	101	23	5	4	5	7	7

Technical Fouls: NONE

	STAGS	MOUNT
Biggest lead	0 (1 <sup>st</sup> 20:00)	16 (2 <sup>nd</sup> 5:14)
Best Scoring Run	8 (1 <sup>st</sup> 10:12)	7 (1 <sup>st</sup> 14:02)
Lead Changes	0	
Times Tied	2	
Time with Lead	00:00	38:57

Points from Turnovers	STAGS	MOUNT
Paint	44	44
Second Chance	19	18
Fast Breaks	15	15
Bench	38	37

Period by Period Scoring	1st	2nd	TOT
STAGS	39	55	94
MOUNT	49	52	101



Official Basketball Box Score - Final  
Mount St. Mary's at LIU  
12/18/24 Wellness Center, Brooklyn, NY  
2024-25 Men's Basketball

Game Time: 7:00 PM  
Game Duration: 2:16  
Attendance: 343

Officials:

Mount St. Mary's - 80

Record: 7-4

NO. Name	Min	FG M/A	3P M/A	FT M/A	Rebounds OR DR TOT	Fouls PF FD	TP	AS	TO	ST	Blocks BS BA			
4 Dola Adebayo	29:59	5-11	2-3	4-5	4	1	5	4	5	16	1	2	2	1
14 Jedy Cordilla	18:20	1-3	0-0	2-5	2	4	6	5	6	4	1	0	0	0
1 Carmelo Pacheco	G 25:31	2-8	2-7	0-0	0	1	1	1	0	5	1	0	0	0
23 Javon Ervin	G 20:25	2-9	0-3	7-10	1	0	1	3	5	11	0	1	0	2
45 Xavier Lipscomb	G 32:14	2-6	2-3	2-2	0	4	4	2	1	8	4	2	1	0
2 Arlandus Keyes	17:11	2-7	1-5	4-4	1	3	4	1	3	9	1	2	3	0
13 Terrell Ard Jr.	25:45	2-7	0-0	6-8	6	5	11	2	4	10	7	3	3	0
9 Abdou Khadre Kébé	22:23	3-9	2-7	4-5	2	2	4	0	3	12	1	1	0	0
12 Trey Wilson	04:02	1-1	0-0	2-2	1	0	1	0	1	4	0	0	2	0
10 Patrick Hagh	04:11	0-1	0-1	0-0	0	0	0	0	1	0	0	0	0	0
Team					4	1	5			0				
Totals		20-62	9-29	31-41	21	21	42	20	28	80	16	12	11	7

Technical Fouls: Bench 2

Technical Fouls: Bench 2<sup>nd</sup> 17:34

LIU - 72

Record: 4-10

NO. Name	Min	FG M-A	3P M-A	FT M-A	Rebounds OR DR TOT	Fouls PF FD	TP	AS	TO	ST	Blocks BS BA					
9 Jalen Lee	F 21:42	2-7	1-2	3-4	2	2	4	4	3	8	2	1	1	0	0	11
22 Shadrak Lasu	F 36:23	2-5	0-1	5-7	3	7	10	4	5	9	2	3	1	4	0	-2
33 Jamal Fuller	F 30:54	1-3	0-2	3-5	0	5	5	3	3	5	1	2	0	1	0	-4
0 Malachi Davis	G 40:00	6-18	0-4	11-14	2	2	4	2	6	23	4	5	1	1	1	-8
11 Terrell Strickland	G 08:52	1-2	1-2	0-0	0	1	1	1	0	3	2	0	0	0	0	-4
2 Blake Lander	27:33	4-6	2-4	2-2	0	1	1	5	2	12	0	3	2	0	0	-9
34 Xinyi Li	23:00	4-5	1-1	0-0	1	2	3	3	0	9	2	2	1	1	0	-13
8 Jason Steele	10:05	1-3	1-2	0-0	3	3	6	5	0	3	1	1	1	0	0	-9
24 Gavin Pendergast	01:31	0-0	0-0	0-0	0	0	0	1	0	0	0	0	0	0	0	-2
Team					0	2	2			0						
Totals		21-49	6-18	24-32	11	25	36	28	19	72	14	18	7	7	1	-8

Technical Fouls: NONE

	MSM	LIU
Biggest lead	10 (2 <sup>nd</sup> 2:26)	5 (1 <sup>st</sup> 16:43)
Best Scoring Run	8 (1 <sup>st</sup> 12:38)	6 (2 <sup>nd</sup> 19:06)
Lead Changes	2	
Times Tied	2	
Time with Lead	32:11	05:51

Points from Turnovers	MSM	LIU
Paint	22	26
Second Chance	24	9
Fast Breaks	10	14
Bench	35	24

Period by Period Scoring	1st	2nd	TOT
MSM	34	46	80
LIU	29	43	72

