


# PRESBYTERIAN COLLEGE MEN'S BASKETBALL

## www.GoBlueHose.com - @BlueHoseMBB

### LAST GAME STARTING LINEUP



30

F

PPG

RPG

APG

MPG

7.2


5.4


0.5


21.5

Kaleb Scott

Raleigh, N.C. - Sr.

	3	Kobe Stewart Augusta, Ga. - Sr.			
	G	PPG	RPG	APG	MPG
		14.4	4.6	2.6	32.0

	4	Kory Mincy East Point, Ga. - So.			
	G	PPG	RPG	APG	MPG
		15.0	3.2	4.4	31.7




10

Jamahri Harvey

Fayetteville, N.C. - Sr.

	PPG	RPG	APG	MPG
G	7.5	2.6	0.9	25.1



12

Carl Parrish

Miami Gardens, Fla. - So.

PPG	RPG	APG	MPG
6.9	2.1	1.2	19.6

G

### 2024-25 Schedule/Results

Record: 6-5, Big South: 0-0  
(Home: 3-0, Away: 1-5, Neutral: 2-0)

Date	Opponent	Time/Results
Nov. 4	at Charlotte	L, 79-88
Nov. 6	CAROLINA CHRISTIAN COLLEGE	W, 120-45
Nov. 8	at NC State	L, 72-81
Nov. 13	WOFFORD	W, 71-68
Nov. 16	at Kennesaw State	L, 67-85
Nov. 21-23	at The Axe 'Em Classic (at Stephen F. Austin)	
Nov. 21	at Stephen F. Austin	W 58-55 (OT)
Nov. 22	vs. Youngstown State	W, 67-42
Nov. 23	vs. Monmouth	W, 71-61
Nov. 27	at Tennessee Tech	L, 75-90
Dec. 3	at Florida A&M	L, 63-66
Dec. 11	COLUMBIA COLLEGE	W, 97-57
Dec. 15	at Miami	2:00 p.m.
Dec. 18	VIRGINIA UNIVERSITY OF LYNCHBURG	2:00 p.m.
Dec. 21	MANHATTAN	1:00 p.m.
Dec. 30	at South Carolina	7:00 p.m.
Jan. 2	LONGWOOD*	2:00 p.m.
Jan. 4	at Gardner-Webb*	2:00 p.m.
Jan. 8	at USC Upstate*	7:00 p.m.
Jan. 11	UNC ASHEVILLE*	2:00 p.m.
Jan. 18	at High Point*	7:00 p.m.
Jan. 22	CHARLESTON SOUTHERN*	7:00 p.m.
Jan. 25	RADFORD* (DH with WBB)	4:30 p.m.
Jan. 29	at Winthrop*	6:30 p.m.
Feb. 1	HIGH POINT*	2:00 p.m.
Feb. 5	USC UPSTATE*	7:00 p.m.
Feb. 12	at Charleston Southern*	7:00 p.m.
Feb. 15	at Longwood*	3:00 p.m.
Feb. 19	WINTHROP*	7:00 p.m.
Feb. 22	at Radford* (DH with WBB)	4:30 p.m.
Feb. 26	at UNC Asheville	6:30 p.m.
Mar. 1	GARDNER-WEBB*	2:00 p.m.
Mar. 5-9	at Big South Conference Tournament (Freedom Hall Civic Center - Johnson City, Tenn.)	

All home games in **BOLD** are played at the Templeton Center  
\* - Big South Conference Game

### PRESBYTERIAN vs MIAMI

Sun., December 15, 2024 || Watsco Center || Coral Gables, Fla.



### PRESBYTERIAN COLLEGE BLUE HOSE (6-5)

Head Coach: Quinton Ferrell (Presbyterian, 2007)

Record at Presbyterian: 54-108 (6th Season)

Career Record: Same



### MIAMI HURRICANES (3-7)

Head Coach: Jim Larranaga (Providence College, 1971)

Record at Miami: 273-173 (14th Season)

Career Record: 743-507 (41st Season)



77.6	POINTS PER GAME	76.4
73.5	SCORING DEFENSE	67.1
+4.1	SCORING MARGIN	+9.3
34.0	REBOUNDS PER GAME	37.0
+2.6	REBOUNDING MARGIN	+4.3
13.1	ASSISTS PER GAME	14.2
2.6	BLOCKS PER GAME	3.2
6.2	STEALS PER GAME	7.2
47.9	FIELD GOAL PCT.	47.5
32.3	3-PT. FIELD GOAL PCT.	39.3
79.9	FREE THROW PCT.	65.4
1.3	ASSIST-TO-TURN. RATIO	1.2

### SERIES BREAKDOWN

Overall: First Meeting

### Game Information

Opponent: Miami

Date: Sunday, December 15

Time: 2:00 p.m.

Site: Coral Gables, Fla. (Watsco Center)

Watch: ESPN+

Live Stats: Statbroadcast.com

X/Instagram: @BlueHoseMBB

### OPENING TIP

**AXE'EM CLASSIC TITLE** - The Blue Hose won the Axe'Em Classic title at Stephen F. Austin, November 21-23 with wins over Stephen F. Austin, Youngstown State, and Monmouth. Kobe Stewart was named MVP of the Axe'Em Classic. This was the fourth straight season that the Blue Hose played in a tournament in the month of November. The Axe'Em Classic was the 13th regular-season tournament that PC has played in since moving to Division I in 2007-08. In the 2021-22 season, the Blue Hose claimed the University of New Orleans Classic title with wins over New Orleans, VMI, and Central Arkansas. Last season, the Blue Hose won two games with victories over North Florida and Northwestern State in the First Coast Classic at North Florida.

### BIG SOUTH PLAYER OF THE WEEK -

Kory Mincy was named Big South Co-Player of the Week on November 11. Mincy is the 10th player in the program's history to earn Big South Player of the Week honors. Mincy earned the award after averaging 18.7 points and eight assists in Presbyterian's home game against Carolina Christian and road games at Charlotte and NC State.

**1,000 CAREER POINTS** - Jonah Pierce recorded his 1,000th point in his college career with a basket with six seconds left in the Charlotte game (November 4). Pierce went over the 1,000 points mark in impressive fashion scoring 22 points (shooting a perfect 11-for-11 from the field) in the game. Pierce began the season by making his first 16 shots.

**General Information**

School Name .....	Presbyterian College
Location .....	Clinton, SC
Founded .....	1880
Enrollment .....	1,199
President .....	Dr. Anita Gustafson
Director of Athletics .....	Dee Nichols
Affiliation .....	NCAA Division I
Conference .....	Big South
Nickname .....	Blue Hose
Colors .....	Blue (PMS 286) and Garnet (PMS 201)
Home Court/Cap. ....	Templeton Center/2,500

**Athletic Communications**

Assistant AD/Communications/MBB SID .....	Brent Stastny
Director of Strategic Communications .....	Brandon Burke
Assoc. Director of Strategic Communications .....	Jesse Firman
Director of Video Production .....	Drew Hoag
Stastny's Office Phone .....	864.833.8252
Stastny's Mobile Phone .....	980.253.4946
Stastny's E-Mail .....	bmstastny@presby.edu
Website .....	GoBlueHose.com
X .....	@bluehosembb; @bluehosesports
Instagram .....	@bluehosembb, @bluehosesports
Mailing Address .....	105 Ashland Ave. Clinton, S.C. 29325

**Coaching Staff**

Head Coach .....	Quinton Ferrell/Presbyterian College, 2007
Career Record/Years .....	54-108/6th
PC Record/Years .....	54-108/6th
Assistant Coaches .....	Al'lonzo Coleman/Presbyterian, 2012 Justin Griffith/N.C. Wesleyan, 2012 Rob Lane/Pittsburgh, 2019
Strength & Conditioning Coach/DOBO .....	Andrew Thiede
Video Coordinator .....	Kenny Starr
Athletic Trainer .....	DJ Elmore

**Program History**

First year of Basketball: .....	1913
Overall Record: .....	1,306-1,356
Record since entering Division I: .....	181-384
First year of Division I Transition: .....	2007-08
First year of Full-Fledged Division I: .....	2012-13
NCAA Tournament Appearances (DII): .....	3 (1996-03-06)
NCAA Tournament Record (DII): .....	4-3
Last NCAA postseason opponent: .....	Georgia College & State, 2006 NCAA Div. II Regional Semifinal (L, 58-77)
Last postseason opponent: .....	Montana, 2024 CBI (L, 79-82)
Big South Regular-Season Record: .....	85-210
Big South Tournament Record: .....	2-12

**2024-25 Season Preview**

Letterwinners Returning/Lost .....	9/6
Starters Returning/Lost .....	3/2
Newcomers .....	5

**OVERTIME** – Presbyterian defeated Stephen F. Austin, 58-55, in overtime on November 21, which marked the first time Presbyterian had won an overtime game since defeating The Citadel, 74-70, in double overtime on November 15, 2021. Presbyterian played in a Division I school-record five overtime games during the 2021-22 season. Since joining Division I, the Blue Hose are 11-16 all-time in overtime games.

**SCHOOL SCORING RECORD** - Presbyterian scored a school Division I era record for points in a game with 120 in their season opening win over Carolina Christian (November 6). Presbyterian had six double-figure scorers and 12 PC players scored at least two points in the game.

**REACHING THE CENTURY MARK** - PC scored 120 points in the win over Carolina Christian (November 6) which set the program's record for the most points scored in a game in the Division I era. In the Division I era, the Blue Hose have scored at least 100 points in a game 14 times, and PC is 14-0 in those games. In the 2018-19 season, Presbyterian scored 100 points five times. In the 2017-18 and this 2023-24 seasons, PC has reached the century mark twice. In the 2016-17, 2015-16, 2011-12, and 2007-08 seasons, PC recorded a one hundred point scoring game in each of those seasons.

**DOUBLE-DOUBLES** - In the first 11 games, the Blue Hose have had seven double-double performances. Against Charlotte (November 4), Kory Mincy scored 17 points and dished out 10 assists. Against Carolina Christian (November 6) Mincy scored 11 points and tallied 10 assists. Against Wofford (November 13) senior guard Kobe Stewart recorded his first double-double of the season with 26 points and 10 rebounds. Jonah Pierce had a double-double with 14 points and 10 rebounds at Kennesaw State (November 16). Pierce picked up his second double-double with 15 points and 11 rebounds against Stephen F. Austin (November 21). Jaylen Peterson tallied his first career double-double with 11 points and 11 rebounds at Tennessee Tech (November 27). Peterson recorded his second double-double with 11 points and 12 rebounds against Columbia College (December 11).

**DOUBLE DIGIT ASSISTS** - Kory Mincy began the season with consecutive 10 assists games at Charlotte and at home against Carolina Christian. In both those games, he scored in double-figures as well.

**HOME OPENER** – Presbyterian is 16-1 in their home opening game while a member of Division I. The Blue Hose defeated Carolina Christian, 120-45, in their home opener last Wednesday.

**FIELD GOAL PERCENTAGE** - Last season, Presbyterian had 12 games shooting 50 percent or higher from the field while leading the Big South in field goal percentage. The Blue Hose picked up right where they left off last season shooting 56.1 percent (32-57) from the field at Charlotte on November 4. PC shot 62.3 percent (43-69) from the field in the win over Carolina Christian on November 6. The Blue Hose shot 58.7 percent (37-63) from the field in the win over Columbia College on December 11.

**PERFECT FROM THE FIELD** – Jonah Pierce was a perfect 11-for-11 from the field scoring 22 points on the road at Charlotte on November 4.

**PC COACH QUINTON FERRELL** - Quinton Ferrell is in his sixth season as the head coach of his alma mater, Presbyterian College. Ferrell, a former Blue Hose team captain and a 2007 PC graduate, is one of 50 coaches in the NCAA Division I ranks who are coaching their alma maters.

**BENCH POINTS** - In Presbyterian's season-opening game at Charlotte, the Blue Hose finished the game with a 34-8 advantage in bench points behind 22 points from Pierce and 12 points from Parrish. In the win over Carolina Christian, Presbyterian had a 54-13 advantage in bench points. This season, the Blue Hose average 22.9 bench points per game..

**2024-25 Game-by-Game Starters**

<b>Opponent</b>	<b>G</b>	<b>G</b>	<b>G</b>	<b>F/G</b>	<b>F</b>	<b>No.*</b>	<b>Record*</b>
at Charlotte (11/4/24)	Stewart	Mincy	Harvey	Peterson	Scott	1	0-1
Carolina Christian (11/6/24)	Stewart	Mincy	Harvey	Peterson	Pierce	1	1-0
at NC State (11/8/24)	Stewart	Mincy	Harvey	Peterson	Scott	2	0-2
Wofford (11/13/24)	Stewart	Mincy	Parrish	Peterson	Scott	1	1-0
at Kennesaw St. (11/16/24)	Stewart	Mincy	Parrish	Peterson	Pierce	1	0-1
at Stephen F. Austin (11/21/24)	Stewart	Mincy	Harvey	Peterson	Pierce	2	1-1
vs. Youngstown State (11/22/24)	Stewart	Mincy	Harvey	Peterson	Pierce	3	2-1
vs. Monmouth (11/23/24)	Stewart	Mincy	Harvey	Peterson	Pierce	4	3-1
at Tennessee Tech (11/27/24)	Stewart	Mincy	Harvey	Peterson	Scott	2	0-2
at Florida A&M (12/3/24)	Stewart	Mincy	Harvey	Peterson	Scott	3	0-3
Columbia College (12/11/24)	Stewart	Mincy	Harvey	Parrish	Scott	1	1-0

**Miscellaneous Statistics (PC/Opp.)**

	<b>Off TO</b>	<b>Paint</b>	<b>2nd Ch.</b>	<b>Fast Break</b>	<b>Bench</b>
at Charlotte (11/4/24)	12/16	46/40	21/10	8/6	34/8
Carolina Christian (11/6/24)	28/9	60/22	14/10	31/5	54/13
at NC State (11/8/24)	12/19	42/48	17/12	11/27	17/24
Wofford (11/13/24)	13/6	26/32	9/9	12/6	16/17
at Kennesaw State (11/16/24)	9/21	34/30	12/17	8/13	24/33
at Stephen F. Austin (11/21/24)	15/13	26/30	12/10	14/12	18/16
vs. Youngstown State (11/22/24)	12/9	36/18	7/5	11/4	24/10
vs. Monmouth (11/23/24)	14/13	34/18	16/11	9/15	13/19
at Tennessee Tech (11/27/24)	10/4	34/34	15/18	3/10	22/12
at Florida A&M (12/3/24)	17/20	22/26	11/10	14/17	5/31
Columbia College (12/11/24)	15/12	50/28	19/12	26/9	25/14
<b>TOTALS</b>	157/142	410/326	153/124	147/124	252/197
<b>PER GAME</b>	14.3/12.9	37.3/29.6	13.9/11.3	13.4/11.3	22.9/17.9

**Leading the Team (Points/Rebounds/Assists)**

<b>Game</b>	<b>Points</b>	<b>Rebounds</b>	<b>Assists</b>
at Charlotte (11/4/24)	Pierce - 22	Pierce - 9	Mincy - 10
Carolina Christian (11/6/24)	Stewart - 19	Peterson, King - 8	Mincy - 10
at NC State (11/8/24)	Mincy - 28	Pierce - 10	Mincy - 4
Wofford (11/15/24)	Stewart - 26	Stewart - 10	Mincy - 4
at Kennesaw State (11/16/24)	Pierce - 14	Pierce - 10	Pettaway - 4
at Stephen F. Austin (11/21/24)	Pierce - 15	Pierce - 11	Pierce, Stewart - 2
vs. Youngstown State (11/22/24)	Pierce - 20	Pierce - 9	Peterson, Mincy, Pettaway - 2
vs. Monmouth (11/23/24)	Stewart - 17	Peterson - 12	Stewart - 6
at Tennessee Tech (11/27/24)	Scott - 14	Peterson - 11	Stewart - 6
at Florida A&M (12/3/24)	Mincy - 27	Scott - 13	Mincy - 5
Columbia College (12/11/24)	Stewart - 21	Peterson - 12	Parrish - 7

**LAST TIME IT HAPPENED...****The Last Time A Blue Hose Player...**

**Scored 35+:** 35, Francois Lewis vs. St. Francis, 11/28/18  
**Scored 30+:** 32, Rayshon Harrison vs. VMI, 11/12/21  
**Had 15+ rebounds:** 15, Kobe Stewart vs. High Point, 2/15/23  
**Had 5+ blocked shots:** 5, Marquis Barnett vs. The Citadel, 11/13/23  
**Had 15+ assists:** 15, Davon Bell vs. Winthrop, 1/26/19  
**Had 10+ assists:** 10, Kory Mincey vs. Carolina Christian, 11/6/24  
**Had 6+ steals:** 6, Marquis Barnett at High Point, 1/14/23  
**Had 9+ 3FGM:** 9, JC Younger vs. VMI, 12/12/18  
**Had 10+ FGM:** 11, Jonah Pierce (11-11) at Charlotte, 11/4/24  
**Made 10+ Free Throws:** 11, Rayshon Harris vs. Longwood, 1/22/22  
**Double-Double:** Jaylen Peterson (11 pts., 12 rebs.) vs. Columbia College, 12/11/24  
**1,000 Field Goal Percentage (min 5 made):**  
 Jonah Pierce (6-6) vs. Carolina Christian, 11/6/24  
**1,000 Free Throw Percentage (min. 5 made):**  
 Samage Teel (8-8) vs. Northwestern State, 11/18/23

**The Last Time Presbyterian...**

**Had six double-figure scorers:** 6 players at Tennessee Tech, 11/27/24  
**Had six players hit a three-pointer:** 7 vs. Carolina Christian, 11/6/24  
**Had at least two players score 20 points:**  
 2 (Marquis Barnett - 25, Samage Teel - 22) vs. High Point, 1/17/24  
**Scored 100 points:** 120 (120-45) vs. Carolina Christian, 11/6/24  
**Scored 90 points:** 97 (W, 97-57) vs. Columbia College, 12/11/24  
**Scored 100 and Lost:** NA  
**Scored 90 and Lost:** 96 (L, 96-98 (3 OT)) at UNC Asheville, 2/26/22  
**Allowed 90+ points:** 90 (L, 75-90) at Tennessee Tech, 11/27/24  
**Was held to 60 points or less:** 58 at Stephen F. Austin, 11/21/24  
**Was held to 50 points or less:** 46 at Longwood, 2/8/23  
**Held an opponent to 60 points or less:** 57 by Columbia College, 12/11/24  
**Held an opponent to 50 points or less:** 42 by Youngstown State, 11/22/24  
**Had 50+ rebounds:** 52 at Gardner-Webb, 1/4/20  
**Had 25+ assists:** 28 vs. Mid-Atlantic Christian, 12/13/23  
**Had 15+ steals:** 15 vs. Montreat, 12/7/15  
**Had 10+ steals:** 10 vs. Columbia College, 12/11/24  
**Had 10+ blocked shots:** 10 vs. Toccoa Falls, 11/18/13  
**Made 10+ Three-Point FGs:** 10 vs. Monmouth, 11/23/24  
**Shot 90% from the free-throw line:** 93.8% (15-16) vs. Winthrop, 1/19/21  
**Shot 60% from the field:** 62/3 (43-69) vs. Carolina Christian, 1/6/24  
**Shot 50% from three-point range:** 52% (10-19) vs. High Point, 1/17/24  
**Forced 20+ turnovers:** 21 at Stephen F. Austin, 11/21/24  
**Had 5 or fewer turnovers:** 3 vs. Mid-Atlantic Christian, 12/13/23  
**Played an overtime game:** at Stephen F. Austin (W, 58-55), 11/21/24  
**Played a double overtime game:** vs. Campbell (L, 72-75), 3/2/22  
**Played a triple overtime game:** at UNC Asheville (L, 96-98), 3/26/22  
**Won an overtime game:** at Stephen F. Austin (W, 58-55), 11/21/24

**Presbyterian's Record When**

	2024-25	
	Overall	Big South
Leading at halftime	4-0	0-0
Trailing at halftime	2-5	0-0
Tied at halftime	0-0	0-0
Playing in overtime	1-0	0-0
Shooting 50% or better	2-1	0-0
Shooting between 40-50%	3-2	0-0
Shooting below 40%	1-1	0-0
Opponents shoot 50% or better	0-2	0-0
Opponents shoot between 40-50%	2-2	0-0
Opponents shoot below 40%	4-1	0-0
PC shoots 70% FT or better	2-0	0-0
PC shoots below 70% FT	4-5	0-0
PC has more rebounds	4-3	0-0
Opponent has more rebounds	2-2	0-0
Teams are tied in rebounds	0-0	0-0
PC has 10 or more steals	3-0	0-0
Scoring fewer than 50 points	0-0	0-0
Scoring 50-59 points	1-0	0-0
Scoring 60-69 points	1-2	0-0
Scoring 70-79 points	2-3	0-0
Scoring 80-89 points	0-0	0-0
Scoring 90+ points	2-0	0-0
Allowing fewer than 50 points	2-0	0-0
Allowing 50-59 points	2-0	0-0
Allowing 60-69 points	2-1	0-0
Allowing 70-79 points	0-0	0-0
Allowing 80-89 points	0-3	0-0
Allowing 90+ points	0-1	0-0
Playing at home	3-0	0-0
Play on the road	1-5	0-0
Playing on a neutral court	2-0	0-0
Game decided by 1-4 points or in OT	2-1	0-0
Game decided by 5-10 points	1-2	0-0
Game decided by 11+ points	2-2	0-0
Playing at night (5 p.m. or later)	3-3	0-0
Playing in the afternoon	3-2	0-0
Playing on Monday	0-1	0-0
Playing on Tuesday	0-1	0-0
Playing on Wednesday	3-1	0-0
Playing on Thursday	1-0	0-0
Playing on Friday	1-1	0-0
Playing on Saturday	1-1	0-0
Playing on Sunday	0-0	0-0
Playing in November	5-4	0-0
Playing in December	1-1	0-0
Playing in January	0-0	0-0
Playing in February	0-0	0-0
Playing in March	0-0	0-0
Winning the opening tip	2-0	0-0
Losing the opening tip	4-5	0-0

# 2024-25 ROSTER

## BY CLASS

### Seniors - 4

Jamahri Harvey  
Jonah Pierce  
Kaleb Scott  
Kobe Stewart

### Juniors - 1

Quadir Pettaway

### Sophomores - 5

Khalon Hudson  
Houston Jones  
Kory Mincy  
Carl Parrish  
Jaylen Peterson

### Freshmen - 4

Luke Allison  
Chidi Chiakwelu  
Iverson King  
Triston Wilson

## BY STATE

### Florida - 3

Carl Parrish (Miami Gardens)  
Jonah Pierce (Sanford)  
Triston Wilson (Miami Gardens)

### Georgia - 4

Khalon Hudson (Augusta)  
Kory Mincy (East Point)  
Jaylen Peterson (Stone Mountain)  
Kobe Stewart (Augusta)

### North Carolina - 3

Jamahri Harvey (Fayetteville)  
Iverson King (Lewisville)  
Kaleb Scott (Raleigh)

### South Carolina - 2

Houston Jones (Lexington)

### Texas - 1

Chidi Chiakwelu (Houston)

### Virginia - 1

Quadir Pettaway (Newport News)

## BY POSITION

### Guards - 10

Luke Allison  
Jamahri Harvey  
Khalon Hudson  
Iverson King  
Houston Jones  
Kory Mincy  
Carl Parrish  
Quadir Pettaway  
Kobe Stewart\*  
Triston Wilson

### Forwards - 5

Chidi Chiakwelu  
Jaylen Peterson  
Jonah Pierce  
Kobe Stewart\*  
Kaleb Scott

\* - play multiple positions

## NUMERICAL ROSTER

No.	Name	Pos.	Ht.	Wt.	Yr.	Hometown/Previous School
0	Iverson King	G	6-6	205	Fr.	Lewisville, N.C./Forsyth Country Day
1	Luke Allison	G	6-0	170	Fr.	Missoula, Mont./Sentinel
2	Khalon Hudson	G	6-6	215	So.	Augusta, Ga./Spartanburg Methodist J.C.
3	Kobe Stewart	G/F	6-7	200	Sr.	Augusta, Ga./Cross Creek
4	Kory Mincy	G	6-2	180	So.	East Point, Ga./Tri-Cities
5	Houston Jones	G	6-5	195	R-So.	Lexington, S.C./Dutch Fork
6	Chidi Chiakwelu	F	6-8	205	Fr.	Houston, Texas/George Ranch
7	Triston Wilson	G	6-6	205	Fr.	Miami, Fla./Miami Norland Senior
10	Jamahri Harvey	G	6-5	175	Sr.	Fayetteville, N.C./UNCW
11	Quadir Pettaway	G	6-2	180	Jr.	Newport News, Va./Woodside
12	Carl Parrish III	G	6-3	170	So.	Miami Gardens, Fla./Miami Norland Senior
14	Jaylen Peterson	F	6-8	200	R-So.	Stone Mountain, Ga./Greenforest-McCalep Christian
15	Jonah Pierce	F	6-10	235	Sr.	Sanford, Fla./Francis Marion University
30	Kaleb Scott	F	6-8	250	Sr.	Raleigh, N.C./Georgia State

## ALPHABETICAL

No.	Name	Pos.	Ht.	Wt.	Yr.	Hometown/Previous School
1	Luke Allison	G	6-0	170	Fr.	Missoula, Mont./Sentinel
6	Chidi Chiakwelu	F	6-8	205	Fr.	Houston, Texas/George Ranch
10	Jamahri Harvey	G	6-5	175	Sr.	Fayetteville, N.C./UNCW
2	Khalon Hudson	G	6-6	215	So.	Augusta, Ga./Spartanburg Methodist J.C.
5	Houston Jones	G	6-5	195	R-So.	Lexington, S.C./Dutch Fork
0	Iverson King	G	6-6	205	Fr.	Lewisville, N.C./Forsyth Country Day
4	Kory Mincy	G	6-2	180	So.	East Point, Ga./Tri-Cities
12	Carl Parrish III	G	6-3	170	So.	Miami Gardens, Fla./Miami Norland Senior
14	Jaylen Peterson	F	6-8	200	R-So.	Stone Mountain, Ga./Greenforest-McCalep Christian
11	Quadir Pettaway	G	6-2	180	Jr.	Newport News, Va./Woodside
15	Jonah Pierce	F	6-10	235	Sr.	Sanford, Fla./Francis Marion University
30	Kaleb Scott	F	6-8	250	Sr.	Raleigh, N.C./Georgia State
3	Kobe Stewart	G/F	6-7	200	Sr.	Augusta, Ga./Cross Creek
7	Triston Wilson	G	6-6	205	Fr.	Miami, Fla./Miami Norland Senior

**Head Coach:** Quinton Ferrell (Presbyterian, 2007) – Sixth Season

**Assistant Coach:** Justin Griffith (North Carolina Wesleyan, 2012) – Third Season

**Assistant Coach:** Al'Lonzo Coleman (Presbyterian, 2012) – Second Season

**Assistant Coach:** Rob Lane (Pittsburgh, 2019) – Third Season

**Strength and Conditioning Coach/DOBO:** Andrew Thiede (Kalamazoo College, 2017) – First Season


**Video Coordinator:** Kenny Starr (Pittsburgh, 2024) – First Season

## Pronunciation Guide

Chidi Chiakwelu .....	Chee-dee Chek-way-lou
Quadir Pettaway.....	Kwah-deer Pet-tah-way
Kobe Stewart.....	Koe-bee



# 2024-25 Presbyterian Blue Hose Basketball



**#0 IVERSON KING**  
FRESHMAN GUARD



**#1 LUKE ALLISON**  
FRESHMAN GUARD



**#2 KHALON HUDSON**  
SOPHOMORE GUARD



**#3 KOBE STEWART**  
SENIOR GUARD




**#4 KORY MINCY**  
SOPHOMORE GUARD



**#5 HOUSTON JONES**  
SOPHOMORE GUARD



**#6 CHIDI CHIAKWELU**  
FRESHMAN FORWARD



**#7 TRISTON WILSON**  
FRESHMAN GUARD



**#10 JAMAHRI HARVEY**  
SENIOR GUARD



**#11 QUADIR PETTAWAY**  
JUNIOR GUARD



**#12 CARL PARRISH III**  
SOPHOMORE GUARD



**#14 JAYLEN PETERSON**  
SOPHOMORE FORWARD



**#15 JONAH PIERCE**  
SENIOR FORWARD



**#30 KALEB SCOTT**  
SENIOR FORWARD



**QUINTON FERRELL**  
HEAD COACH



**AL'LONZO COLEMAN**  
ASSISTANT COACH



**JUSTIN GRIFFITH**  
ASSISTANT COACH



**ROB LANE**  
ASSISTANT COACH



**ANDREW THIEDE**  
STRENGTH &  
CONDITIONING COACH/  
DOBO



## Head Coach Quinton Ferrell

### Sixth Season

Quinton Ferrell is in his sixth season as head coach, and eleventh overall as a member of the PC coaching staff, having served as an assistant coach from 2007-2012.

Ferrell, who helped Presbyterian College to an NCAA Division II Tournament appearance in 2005 and two 20-win seasons in his four years as a student-athlete, returned to his alma mater as the 19th head coach in men's basketball program history on April 11, 2019.

#### COACHING CAREER AT PRESBYTERIAN

In his first season (2019-20), the Blue Hose collected a 10-22 overall record and 7-11 mark in the league. The 10 overall wins tied for seventh in the PC DI record book for total victories, and the seven conference wins, tied for fourth. PC experienced a five-game winning streak during the season, which tied for the longest winning streak since the 2017 season.

In his second season (2020-21) which came during the COVID-19 pandemic, Rayshon Harrison was named Big South Conference Freshman of the Year, Second Team All-Big South Conference as well as being a CollegeInsider.com Freshman All-American. Owen McCormack earned Big South Conference All-Academic team honors.

In his third season (2021-22), the Blue Hose defeated VMI, New Orleans, and Central Arkansas to capture the University of New Orleans Classic title. Rayshon Harrison was named Second Team All-Big South Conference and earned Second Team NABC All-District 3 honors. Owen McCormack garnered the Big South Scholar-Athlete of the Year award while being named to the Big South Conference All-Academic team. Marquis Barnett was named to the Big South All-Freshman team. Owen McCormack and Jack McMahon were recognized for their hard work in the classroom by being selected for the NABC Honors Court. McCormack also earned College Sports Communicators Academic All-District honors.

In his fourth season (2022-23), Jalen Forrest was named to the Big South All-Freshman team. Owen McCormack claimed the Big South Scholar-Athlete of the Year award for the second straight season while being named to the Big South Conference All-Academic team for the second time. McCormack also earned College Sports Communicators Academic All-District honors again.

In his fifth season (2023-24), he guided the Blue Hose to the program's second postseason tournament bid in the Division I era with a berth in the CBI. Presbyterian began the season with a road victory at SEC foe Vanderbilt. The Blue Hose tied for fifth in the Big South which was tied for the highest Big South finish in school history. Marquis Barnett was a Second Team All-Big South honoree. Kory Mincy earned Big South All-Freshman team accolades. Trevon Reddish-Rhone was recognized for his hard work in the classroom with a Big South All-Academic team selection.

#### PREVIOUS COACHING EXPERIENCE

Ferrell returned to PC after five seasons as an assistant coach at the College of Charleston, where he had a major responsibility in recruiting, scouting, and developing perimeter players.

Promoted to lead assistant in 2018-19, he worked with several standout players, including 2019 Colonial Athletic Association First Team All-Conference selections Jarrell Brantley and Grant Riller, as well as one of the best players in school history Joe Chealey, who garnered several awards during his time at CofC, including multiple CAA and NABC All-Conference honors, the Lou Henson All-American team, and became the third Cougar to play in the NBA.

The Cougars finished 2018-19 with a 24-9 overall record, its third straight 20+ win season, including non-conference victories over Rhode Island, VCU and Memphis. In 2017-18, the Cougars made a memorable run that included the program's second-straight 25-win campaign, an impressive 26-8 overall record and 14-4 mark in CAA play. The co-regular-season champions won the CAA Men's Basketball Championship and earned their first trip to the NCAA Tournament since 1999. Brantley was named to the All-CAA Second Team and Cameron Johnson to the CAA All-Defensive Team for the third year in a row.

Of the 13 scholarship players CofC had in 2019-20, Ferrell was responsible for signing 11 of them, and helped Head Coach Earl Grant resurrect a team that won nine games in 2014-15, to three straight 20+ winning seasons.

In 2016-17, the Cougars posted a 25-10 overall record, marking the program's first 20-win campaign since 2013. Charleston advanced to the championship game of the CAA Tournament for the first time since CofC joined the Colonial in 2013. The Cougars were also selected and made their fifth all-time appearance in the Postseason NIT. It was their first postseason berth (NCAA or NIT) since 2011.

In 2015-16 Ferrell helped develop four all-conference players including CAA All-Freshman team selection Marquis Pointer, as well as Rookie of the Year and All-CAA Third Team selection Brantley, the first freshman to receive such honors since 2006. CofC went 9-4 in non-conference action, including an upset of LSU and projected No. 1 NBA Draft pick Ben Simmons.

Prior to CofC, Ferrell served as an assistant coach at Army for one season under head coach Zach Spiker. The Black Knights recorded a program-best 10 conference wins in the Patriot League in 2013-14 and also turned in back-to-back winning seasons in league play for the first time in school history. He mentored unanimous First Team All-Patriot League selection Kyle Wilson and Patriot League All-Rookie Team member Tanner Omild.

During the 2012-13 season, Ferrell served as an assistant coach at The Citadel under head coach Chuck Driesell. He worked with the Bulldogs' perimeter players, while holding major responsibility in recruiting, opponent scouting and the monitoring of players' academic progress. Ferrell worked with developing Citadel point guard Marshall Harris III, who handed out the second-most single-season assists (155) in program history, and recruited Southern Conference All-Freshman Team member Brian White.

Prior to his tenure at The Citadel, Ferrell spent five years as an assistant coach at PC. In addition to working with both perimeter and post players, he was responsible for a wide variety of tasks including recruiting, scouting, team travel, equipment and academics.

In 2007-08, Ferrell helped the Blue Hose transition from NCAA Division II status into the NCAA Division I ranks, and was part of a staff which engineered victories over Auburn, Wake Forest and 20th-ranked Cincinnati during his time in Clinton, S.C.. He recruited the top two scorers in school history in Khalid Mutakabbir (1,576 points) and Al'Lonzo Coleman (1,501 points), who went on to earn All-Big South Conference honors twice.

#### COLLEGIATE PLAYING CAREER

Ferrell joined the Blue Hose coaching staff the first time around after a productive four years on the PC men's basketball team. A three-year starter at point guard for PC, Ferrell is regarded as one of the best defenders to ever play at PC under former head coach Gregg Nibert.

Ferrell was on the 2005-06 Blue Hose basketball team that advanced to the NCAA Division II South Atlantic Regional Semifinals. He was also a senior captain on the 2006-07 Blue Hose squad that finished with 20 wins for the second consecutive season and led the Blue Hose in assists and steals in each of his final two seasons and was twice named the program's Most Valuable Defensive Player.

#### EDUCATION

Ferrell graduated from Presbyterian with a degree in accounting in 2007.

#### FAMILY

Ferrell is married to the former Kimberly Turner, of Augusta, Ga., and the couple has a son, Qaiden Mauricio (8), and two daughters, Keziah Renata (6), and Kelie Riel (Born in Sept. 2024).

#### QUINTON FERRELL FILE:

##### Alma Mater:

Presbyterian - 2007  
(Bachelor's - Accounting)

##### Family:

Wife: Kimberly  
Children: Qaiden, Keziah, Kelsie

**Record at Presbyterian:** 54-108 (6 years)

**Career Record:** Same

**Conference Record at Presbyterian:** 23-62 (5 years)

**Career Conference Record:** Same

#### COACHING HISTORY:

Presbyterian, Head Coach: 2019 -  
College of Charleston, Assistant Coach: 2014-19  
Army, Assistant Coach: 2013-14  
The Citadel, Assistant Coach: 2012-13  
Presbyterian, Assistant Coach: 2007-12

#### COACH QUINTON FERRELL

##### YEAR-BY-YEAR RECORD

YEAR	OVERALL	CONFERENCE
2019-20	10-22	7-11
2020-21	7-15	5-12
2021-22	12-20	4-12
2022-23	5-27	1-17
2023-24	14-19	6-10
2024-25	6-5	0-0
<b>Totals</b>	<b>54-108</b>	<b>23-62</b>





## AL'LONZO COLEMAN ASSISTANT COACH

Former Blue Hose standout forward Al'Lonzo Coleman is in his second season as an assistant coach. Coleman joined the Blue Hose coaching staff after spending 11 years playing professional basketball.

In his first season on the Blue Hose coaching staff, Coleman helped the Blue Hose earn the program's second postseason tournament bid in the Division I era with a berth in the CBI. Presbyterian began the season with a road victory at SEC foe Vanderbilt.

Before joining Presbyterian's coaching staff, he played pro basketball in Argentina, Ecuador, Mexico, Iceland, Finland, Israel, France, the Dominican Republic, Hungary, and Turkey. He averaged double-figure points in each of his 11 seasons of professional basketball. He averaged 20.7 points and 12.1 rebounds playing for Stjarnan in Iceland's First Division in the 2015-16 season while earning All-League honors. On February 7, 2016, he scored a career-high 41 points against Thor Thorl playing for Stjarnan. Playing for Hapoel Ramat Gan in Israel, he averaged 19.0 points and 14.0 rebounds. Playing for Maccabi Rehovot in Israel, he grabbed a career-high 24 rebounds against Maccabi Haifa on January 9, 2018. During his career, he was a two-time Import Player of the Year in Israel in the 2017-18 and 2020-21 seasons. In 2016-17, he was a member of the All-Defensive team in Finland. He played on three teams that reached the Finals of their respective leagues including being part of a league championship team in Ecuador.

During his career at Presbyterian, Coleman became the first player in the program's history to garner First Team All-Big South honors when he collected the accolade in 2012. He was a Second Team All-Big South selection in 2009. As a freshman, while helping the Blue Hose usher in the Division I era he was named NCAA Division I Independent Newcomer of the Year in 2008 after leading the Blue Hose in scoring (11.2 ppg) and rebounding (5.0 rpg). He also garnered a spot on the All-Independent Second Team and on the Division I Independent All-Newcomer team.

In his stellar career at Presbyterian from 2007-12, Coleman scored 1,499 points, which is the third most points scored by a Blue Hose player in the Division I era, while grabbing a program Division I record 786 rebounds. Coleman was the first player in school history to score 1,000 points in Division I basketball. He holds Presbyterian Division I era career records for free throws made (417), free throws attempted (632), defensive rebounds (532), and offensive rebounds (254). He also collected six of the eight highest single-game rebounds totals in the program's Division I era including grabbing a program-best 18 boards at Winthrop on February 14, 2012.

A Charlotte, North Carolina native, Coleman graduated from Presbyterian with a degree in Business Management with a double minor in Physical Education and Coaching in 2012. Coleman has a daughter, Zoë (8).



## JUSTIN GRIFFITH ASSISTANT COACH

Justin Griffith is in his third season as an assistant coach at Presbyterian College.

Griffith during his 12-year college coaching career, which has included stops at Presbyterian, North Carolina Wesleyan, Lander, Mount Olive, and Winston-Salem State, has coached and recruited four All-Americans, five All-Region players, 26 All-Conference Players, three Conference Defensive Players of the Year, two Conference Players of the Year and one Conference Freshman of the Year.

In his two seasons at Presbyterian, the Blue Hose earned the program's second postseason tournament bid in the Division I era with a berth in the 2024 CBI. He has coached one All-Big South selection and two Big South All-Freshman team honorees. The Blue Hose also began the 2023-24 season with a road victory at SEC foe Vanderbilt.

Before coming to PC, Griffith spent two years as an assistant coach at his alma mater North Carolina Wesleyan College.

In Griffith's two seasons as an assistant coach at North Carolina Wesleyan, he helped guide the Battling Bishops to a 20-11 record which included a 19-2 home record. In the 2020-21 season, the Bishops won the USA South Athletic Conference East Division title and reached a national ranking of 15th.

Before his time at North Carolina Wesleyan, Griffith spent the 2019-20 season as an assistant coach at Lander University. In that season, he helped lead the Bearcats to a 23-8 overall record, a Peach Belt Conference Tournament Championship, and a berth in the NCAA tournament.

Griffith began his coaching career at the University of Mount Olive in 2012. During his six seasons at Mount Olive, the Trojans won the 2014 Conference Carolinas Championship while finishing in the top four in the conference five of his six seasons. At Mount Olive, he coached and recruited three league defensive players of the year, one conference player of the year, and numerous all-conference players.

In the 2013-14 season, Griffith left Mount Olive for one season to be on the coaching staff at Winston-Salem State. He would return to Mount Olive for the 2014-15 season. In his one season at Winston-Salem State, he helped guide the Rams to a 19-7 record which included the CIAA South Division regular-season title and a trip to the CIAA championship game.

The Winston-Salem, North Carolina native graduated in 2012 with a Bachelor's degree in Business Administration from North Carolina Wesleyan. During his playing career at North Carolina Wesleyan, he was a two-year team captain who helped the Bishops capture three USA South Conference Championships. In 2020, Griffith graduated with a Master's degree in Athletic Administration from Coker University.

Griffith and his wife Juannette have one daughter: Zoe.



## ROB LANE ASSISTANT COACH

Rob Lane is in his first season as an assistant coach and his third season as a member of Presbyterian's coaching staff after spending the last two seasons as the program's Director of Basketball Operations.

Lane came to Presbyterian after spending the 2021-22 season as an assistant basketball coach at Sarah Lawrence College. At Sarah Lawrence, he helped with skill development as well as opponent scouting and creating game plans. He played an integral role in helping the Gryphons make their third straight postseason appearance.

Before Sarah Lawrence, Lane was a graduate assistant at his alma mater, the University of Pittsburgh from 2019-21. In that role, he assisted with day-to-day operations, video scouting and analytics, skill development, and on-campus recruiting. At Pitt, he played a role in the development of All-American Justin Champagnie.

As an undergraduate at Pitt, he was a four-year manager with the men's basketball program. In 2019, the White Plains, New York native graduated from Pittsburgh with a degree in communications and a minor in sociology.



**#0 // IVERSON KING****Freshman // G // 6-6 // 205 // Lewisville, N.C. // Forsyth Country Day****SEASON HIGHS**

Points.....	14 vs. Carolina Christian (11/6/24)
Field Goals.....	5 vs. Carolina Christian (11/6/24)
Field Goal Attempts.....	7 vs. Carolina Christian (11/6/24)
3-Pt Field Goals.....	1 (four times)
3-Pt Field Goal Attempts.....	2 vs. Youngstown State (11/22/24)
Free Throws.....	3 vs. Carolina Christian (11/6/24)
Free Throws Attempts.....	4 vs. Carolina Christian (11/6/24)
Rebounds.....	8 vs. Carolina Christian (11/6/24)
Offensive.....	2 vs. Carolina Christian (11/6/24)
Defensive.....	6 vs. Carolina Christian (11/6/24)
Assists.....	2 (three times)
Blocked Shots.....	1 (two times)
Steals.....	4 vs. Carolina Christian (11/6/24)
Minutes.....	23 vs. Wofford (11/13/24)

**Season**

Double Figure Scoring games.....	3
20-point games.....	0
30-point games.....	0
Double Figure Rebounding games.....	0
Double Figure Assists games.....	0
Led in Scoring.....	0
Led in Rebounding.....	0
Led in Assists.....	0
Double-Doubles.....	0

**At Presbyterian -**

**2024-25:** Played in his first college game at Charlotte (November 4)...Recorded his first career double-figure scoring game with 14 points (5-for-7 shooting from the field) with four steals in the win over Carolina Christian (November 6)...Solid game with eight points (3-for-3 shooting from the field) in the win over Wofford (November 13)...Scored 10 points (4-for-5 shooting from the field) in the win over Youngstown State (November 22)...Scored 11 points (4-for-5 shooting from the field) with two assists at Tennessee Tech (November 27).

**2024-25 GAME BY GAME**

Opponent	Date	GS	Min	TOTAL			3-PTS			FREE THROWS			REBOUNDS			PF	FO	A	TO	Blk	Stl	Pts	Avg
				FG	FGA	Pct	3FG	FGA	Pct	FT	FTA	Pct	Off	Def	Tot								
at Charlotte	11/4/24		2	0	1	.000	0	0	.000	0	0	.000	0	0	0	0	0	0	0	0	0	0	0.0
Carolina Christian	11/6/24		16	5	7	.714	1	1	1.000	3	4	.750	2	6	8	4.0	0	2	0	0	4	14	7.0
at NC State	11/8/24		5	2	3	.667	0	0	.000	0	0	.000	0	1	1	3.0	1	0	0	1	0	4	6.0
Wofford	11/13/24		23	3	3	1.000	1	1	1.000	1	2	.500	0	1	1	2.5	3	0	1	0	0	8	6.5
at Kennesaw State	11/16/24		18	0	0	.000	0	0	.000	3	6	.500	1	2	3	2.6	1	0	0	1	0	3	5.8
at Stephen F. Austin	11/21/24		17	1	4	.250	0	1	.000	0	0	.000	0	1	1	2.3	4	0	1	0	1	2	5.2
vs. Youngstown State	11/22/24		13	4	5	.800	1	2	.500	1	2	.500	1	1	2	2.3	3	0	1	1	0	10	5.9
vs. Monmouth	11/23/24		13	2	3	.667	0	0	.000	0	0	.000	0	0	0	2.0	0	0	0	0	1	4	5.6
at Tennessee Tech	11/27/24		16	4	5	.800	1	1	1.000	2	2	1.000	0	1	1	1.9	5	1	2	0	1	11	6.2
at Florida A&M	12/3/24		18	1	4	.250	0	0	.000	0	0	.000	0	2	2	1.9	2	0	1	2	1	2	5.8
Columbia College	12/11/24		20	1	2	.500	0	0	.000	1	3	.333	1	2	3	2.0	2	0	1	1	1	3	5.5
<b>Totals</b>			<b>161</b>	<b>23</b>	<b>37</b>	<b>.622</b>	<b>4</b>	<b>7</b>	<b>.571</b>	<b>11</b>	<b>19</b>	<b>.579</b>	<b>5</b>	<b>17</b>	<b>22</b>	<b>20</b>	<b>21</b>	<b>0</b>	<b>10</b>	<b>5</b>	<b>13</b>	<b>61</b>	<b>5.5</b>

**CAREER STATISTICS**

				Field Goals		3-Point		F-Throws		Rebounds									Scoring	
SEASON	TEAM	GP-GS	MIN/AVG	FG-FGA	FG%	3FG-3FGA	3FG%	FT-FTA	FT%	OFF	DEF	TOT	AVG	PF-FO	A	TO	BLK	STL	PTS	AVG
2024-25	Presb	11-0	161/14.7	23-37	.622	4-7	.571	11-19	.579	5	17	22	2.0	21-1	10	5	3	13	61	5.5
TOTAL		11-0	161/14.7	23-37	.622	4-7	.571	11-19	.579	5	17	22	2.0	21-1	10	5	3	13	61	5.5

## #3 // KOBE STEWART

Senior // G/F // 6-7 // 200 // Augusta, Ga. // Cross Creek



SEASON HIGHS	CATEGORIES	CAREER HIGHS
26 vs. Wofford (11/13/24)	POINTS	26 vs. Wofford (11/13/24)
9 (two times)	FIELD GOALS	9 (two times)
16 at NC State (11/8/24)	FIELD GOAL ATTEMPTS	16 at NC State (11/8/24)
6 vs. Wofford (11/13/24)	3-PT. FIELD GOALS	6 vs. Wofford (11/13/24)
7 vs. Wofford (11/13/24)	3-PT. FIELD GOAL ATTEMPTS	7 vs. Wofford (11/13/24)
5 at Florida A&M (12/3/24)	FREE THROWS	5 at Florida A&M (12/3/24)
7 vs. Wofford (11/13/24)	FREE THROW ATTEMPTS	7 vs. Wofford (11/13/24)
10 vs. Wofford (11/13/24)	REBOUNDS	15 vs. High Point (2/15/23)
3 at NC State (11/8/24)	OFFENSIVE REBOUNDS	6 (2x) latest at Winthrop (1/4/23)
8 (two times)	DEFENSIVE REBOUNDS	12 vs. High Point (2/15/23)
6 (two times)	ASSISTS	6 (two times)
1 (two times)	BLOCKED SHOTS	2 (two times)
3 (two times)	STEALS	6 vs. USC Upstate (2/15/21)
41 at Stephen F. Austin (11/21/24)	MINUTES	41 at Stephen F. Austin (11/21/24)
<b>Season (Career)</b>		
Double Figure Scoring games		7 (28)
20-point games		3 (4)
30-point games		0 (0)
Double Figure Rebounding games		1 (3)
Double Figure Assists games		0 (0)
Led in Scoring		4 (8)
Led in Rebounding		1 (13)
Led in Assists		3 (13)
Double-Doubles		1 (3)

## At Presbyterian -

**2024-25:** Strong performance with 21 points (9-for-12 shooting from the field) with four rebounds and four assists in just 23 minutes of action in the win over Columbia College (December 11)...Named MVP of the Axe'Em Classic (November 21-23) after averaging 12.3 points, 6.3 rebounds, and 3 assists while helping lead the Blue Hose to the tournament title...Scored 17 points, grabbed five rebounds and dished out six assists in the win over Monmouth (November 23)...Solid game with 11 points and eight rebounds in the win over Youngstown State (November 22)...Posted a double-double with 26 points (shooting 6-for-7 from beyond the three-point arc) while grabbing 10 rebounds in the win over Wofford (November 13). Scored 21 points and grabbed seven rebounds in the second half in helping the Blue Hose rally from an eight point halftime deficit in the Wofford win...Scored 20 points while connecting on nine field goals while dishing out three assists with three steals at NC State (November 8)...Strong game with 19 points (7-for-11 shooting from the field) in 20 minutes of action in the win over Carolina Christian (November 6).

## 2024-25 GAME BY GAME

				TOTAL		3-PTS		FREE THROWS		REBOUNDS														
Opponent	Date	GS	Min	FG	FGA	Pct	3FG	FGA	Pct	FT	FTA	Pct	Off	Def	Tot	Avg	PF	FO	A	TO	Blk	Stl	Pts	Avg
at Charlotte	11/4/24	*	25	3	8	.375	2	6	.333	0	0	.000	0	1	1	1.0	4	0	1	0	0	0	8	8.0
Carolina Christian	11/6/24	*	20	7	11	.636	1	4	.250	4	4	1.000	1	2	3	2.0	0	0	1	0	0	0	19	13.5
at NC State	11/8/24	*	38	9	16	.563	1	6	.167	1	2	.500	3	1	4	2.7	1	0	3	1	0	3	20	15.7
Wofford	11/13/24	*	35	8	14	.571	6	7	.857	4	7	.571	2	8	10	4.5	2	0	2	0	0	1	26	18.3
at Kennesaw State	11/16/24	*	28	3	10	.300	0	3	.000	0	0	.000	0	1	1	3.8	5	1	0	0	0	0	6	15.8
at Stephen F. Austin	11/21/24	*	40	2	13	.154	1	5	.200	4	6	.667	1	5	6	4.2	3	0	2	2	1	0	9	14.7
vs. Youngstown State	11/22/24	*	37	4	9	.444	1	2	.500	2	2	1.000	0	8	8	4.7	0	0	1	1	1	3	11	14.1
vs. Monmouth	11/23/24	*	36	7	13	.538	3	5	.600	0	1	.000	1	4	5	4.8	2	0	6	5	0	2	17	14.5
at Tennessee Tech	11/27/24	*	35	3	14	.214	1	4	.250	0	0	.000	0	4	4	4.7	1	0	6	0	0	1	7	13.7
at Florida A&M	12/3/24	*	36	4	15	.267	1	5	.200	5	6	.833	2	3	5	4.7	2	0	3	1	0	1	14	13.7
Columbia College	12/11/24	*	23	9	12	.750	1	2	.500	2	2	1.000	2	2	4	4.6	0	0	4	1	1	1	21	14.4
Totals		11	352	59	135	.437	18	49	.367	22	30	.733	12	39	51	4.6	20	1	29	11	3	12	158	14.4

## CAREER STATISTICS

				Field Goals		3-Point		F-Throws		Rebounds									Scoring	
SEASON	TEAM	GP-GS	MIN/AVG	FG-FGA	FG%	3FG-3FGA	3FG%	FT-FTA	FT%	OFF	DEF	TOT	AVG	PF-FO	A	TO	BLK	STL	PTS	AVG
2020-21	Presb	21-0	211/10.0	13-38	.342	2-15	.133	8-9	.889	5	14	19	0.9	27-0	10	13	2	15	36	1.7
2021-22	Presb	32-18	628/19.6	68-145	.469	21-65	.323	14-27	.519	33	73	106	3.3	71-2	32	27	8	36	171	5.3
2022-23	Presb	32-0	666/20.8	90-173	.520	19-57	.333	26-47	.553	59	87	146	4.6	70-0	39	37	17	21	225	7.0
2023-24	Presb	33-15	891/27.0	102-222	.459	33-108	.306	32-47	.681	35	116	151	4.6	65-1	48	27	14	44	269	8.2
2024-25	Presb	11-11	352/32.0	59-135	.437	18-49	.367	22-30	.733	12	39	51	4.6	20-1	29	11	3	12	158	14.4
TOTAL		129-44	2749/21.3	332-713	.466	93-294	.316	102-160	.638	144	329	473	3.7	253-4	158	115	44	128	859	6.7

## #4 // KORY MINCY

Sophomore // G // 6-2 // 180 // East Point, Ga. // Tri-Cities



SEASON HIGHS	CATEGORIES	CAREER HIGHS
28 at NC State (11/8/24)	POINTS	28 at NC State (11/8/24)
9 at Florida A&M (12/3/24)	FIELD GOALS	9 at Florida A&M (12/3/24)
19 at Florida A&M (12/3/24)	FIELD GOAL ATTEMPTS	19 at Florida A&M (12/3/24)
4 (two times)	3-PT FIELD GOALS	4 (three times)
10 at Florida A&M (12/3/24)	3-PT FIELD GOAL ATTEMPTS	10 at Florida A&M (12/3/24)
8 at NC State (11/8/24)	FREE THROWS	8 at NC State (11/8/24)
9 at NC State (11/8/24)	FREE THROW ATTEMPTS	9 at NC State (11/8/24)
7 at Florida A&M (12/3/24)	REBOUNDS	7 at Florida A&M (12/3/24)
3 at Florida A&M (12/3/24)	OFFENSIVE	3 at Florida A&M (12/3/24)
4 (four times)	DEFENSIVE	4 (five times)
10 (two times)	ASSISTS	10 (two times)
NA	BLOCKED SHOTS	1 vs. Charleston Southern (3/2/24)
5 at Florida A&M (12/3/24)	STEALS	5 at Florida A&M (12/3/24)
40 (two times)	MINUTES	40 (two times)

Season/Career
Double Figure Scoring games..... 10 (16)
20-point games..... 2 (2)
30-point games..... 0 (0)
Double Figure Rebounding games..... 0 (0)
Double Figure Assists games..... 2 (2)
Led in Scoring..... 2 (4)
Led in Rebounding..... 0 (0)
Led in Assists..... 6 (12)
Double-Doubles..... 2 (2)

## At Presbyterian -

**2024-25:** Named Big South Player of the Week (November 12) after averaging 18.7 points and 8 assists in Presbyterian's first three games... Scored a career-high 28 points (shooting 4-for-6 from beyond the three-point arc) with four assists and two steals at 2024 Final Four participant NC State (November 8)... Scored a career-high tying 17 points while dishing out ten assists for his first career double-double in Presbyterian's season-opening game at Charlotte (November 4)... Tallied another double-double with 11 points and 10 assists in the Blue Hose's win over Carolina Christian (November 6)... Scored 10 points and dished out four assists in a career-high 40 minutes in the win over Wofford (November 13)... Tallied a double-digit scoring game with 11 points in the win at Stephen F. Austin (November 21)... Scored 11 points with two steals in the win over Youngstown State (November 22)... Scored 16 points while grabbing 5 rebounds in the win over Monmouth (November 23)... Strong all-around performance with 27 points (5-for-5 from the free throw line), seven rebounds, five assists and five steals at Florida A&M (December 3).

## 2024-25 GAME BY GAME

Opponent	Date	GS	Min	TOTAL			3-PTS			FREE THROWS			REBOUNDS			PF	FO	A	TO	Blk	Stl	Pts	Avg		
				FG	FGA	Pct	3FG	FGA	Pct	FT	FTA	Pct	Off	Def	Tot									Avg	
at Charlotte	11/4/24	*	35	4	12	.333	3	7	.429	6	7	.857	0	3	3	3.0	1	0	10	3	0	0	17	17.0	
Carolina Christian	11/6/24	*	21	3	5	.600	3	4	.750	2	2	1.000	0	4	4	3.5	1	0	10	1	0	3	11	14.0	
at NC State	11/8/24	*	38	8	15	.533	4	6	.667	8	9	.889	0	1	1	2.7	3	0	4	4	0	2	28	18.7	
Wofford	11/13/24	*	40	3	11	.273	1	6	.167	3	4	.750	1	1	2	2.5	3	0	4	2	0	0	10	16.5	
at Kennesaw State	11/16/24	*	27	2	9	.222	1	2	.500	3	3	1.000	0	1	1	2.2	2	0	3	2	0	3	8	14.8	
at Stephen F. Austin	11/21/24	*	33	4	13	.308	1	6	.167	2	3	.667	0	2	2	2.2	2	0	1	6	0	3	11	14.2	
vs. Youngstown State	11/22/24	*	28	5	11	.455	2	5	.400	0	0	.000	0	1	1	2.0	2	0	2	1	0	2	12	13.9	
vs. Monmouth	11/23/24	*	32	4	11	.364	3	8	.375	5	6	.833	1	4	5	2.4	3	0	2	2	0	0	16	14.1	
at Tennessee Tech	11/27/24	*	26	4	12	.333	3	7	.429	0	0	.000	0	4	4	2.6	0	0	1	3	0	0	11	13.8	
at Florida A&M	12/3/24	*	40	9	19	.474	4	10	.400	5	5	1.000	3	4	7	3.0	3	0	5	5	0	5	27	15.1	
Columbia College	12/11/24	*	28	6	9	.667	1	3	.333	1	1	1.000	2	3	5	3.2	2	0	6	3	0	3	14	15.0	
Totals			11	349	52	127	.409	26	64	.406	35	40	.875	7	28	35	3.2	22	0	48	32	0	21	165	15.0

## CAREER STATISTICS

SEASON	TEAM	GP-GS	MIN/AVG	Field Goals		3-Point		F-Throws		Rebounds				Scoring						
				FG-FGA	FG%	3FG-3FGA	3FG%	FT-FTA	FT%	OFF	DEF	TOT	AVG	PF-FO	A	TO	BLK	STL	PTS	AVG
2023-24	Presb	33-11	516/15.6	73-163	.448	28-76	.368	23-34	.676	8	39	47	1.4	52-0	42	23	1	21	197	6.0
2024-25	Presb	11-11	349/31.7	52-127	.409	26-64	.406	35-40	.875	7	28	35	3.2	22-0	48	32	0	21	165	15.0
<b>TOTAL</b>		<b>44-22</b>	<b>865/19.7</b>	<b>125-290</b>	<b>.431</b>	<b>54-140</b>	<b>.386</b>	<b>58-74</b>	<b>.784</b>	<b>15</b>	<b>67</b>	<b>82</b>	<b>1.9</b>	<b>74-0</b>	<b>90</b>	<b>55</b>	<b>1</b>	<b>42</b>	<b>362</b>	<b>8.2</b>

**#5 // HOUSTON JONES****Redshirt Sophomore // G // 6-5 // 195 // Lexington, S.C. //**

SEASON HIGHS	CATEGORIES	CAREER HIGHS
7 vs. Columbia College (12/11/24)	POINTS	11 vs. Allen (12/19/22)
2 vs. Columbia College (12/11/24)	FIELD GOALS	3 (3x) latest vs. Allen (12/19/22)
5 vs. Carolina Christian (11/6/24)	FIELD GOAL ATTEMPTS	7 (2x) latest vs. Allen (12/19/22)
2 vs. Columbia College (12/11/24)	3-PT FIELD GOALS	3 (2x) vs. Elon (12/15/22)
3 (two times)	3-PT FIELD GOAL ATTEMPTS	7 vs. Elon (12/15/22)
1 vs. Columbia College (12/11/24)	FREE THROWS	3 vs. Allen (12/19/22)
2 vs. Columbia College (12/11/24)	FREE THROW ATTEMPTS	4 vs. Allen (12/19/22)
2 vs. Carolina Christian (11/6/24)	REBOUNDS	3 vs. Elon (12/15/22)
NA	OFFENSIVE	1 (2x) vs. Elon (12/15/22)
2 vs. Carolina Christian (11/6/24)	DEFENSIVE	2 (two times)
1 (two times)	ASSISTS	1 (three times)
NA	BLOCKED SHOTS	1 (2x) latest at Campbell (2/18/23)
1 (two times)	STEALS	1 (three times)
15 vs. Carolina Christian (11/6/24)	MINUTES	25 vs. Elon (12/15/22)
<b>Season (Career)</b>		
Double Figure Scoring games		0 (2)
20-point games		0 (0)
30-point games		0 (0)
Double Figure Rebounding games		0 (0)
Double Figure Assists games		0 (0)
Led in Scoring		0 (1)
Led in Rebounding		0 (0)
Led in Assists		0 (0)
Double-Doubles		0 (0)

**At Presbyterian -**

**2024-25:** Saw action in 15 minutes off the bench in the win over Carolina Christian (November 6)...Scored seven points while shooting 2-for-3 from beyond the three-point arc in the win over Columbia College (December 11).


**2024-25 GAME BY GAME**

Opponent	Date	GS	Min	TOTAL			3-PTS			FREE THROWS			REBOUNDS			PF	FO	A	TO	Blk	Stl	Pts	Avg	
				FG	FGA	Pct	3FG	FGA	Pct	FT	FTA	Pct	Off	Def	Tot									
Carolina Christian	11/6/24		15	1	5	.200	0	3	.000	0	0	.000	0	2	2	2.0	0	0	1	1	0	1	2	2.0
at Tennessee Tech	11/27/24		3	0	1	.000	0	1	.000	0	0	.000	0	0	0	1.0	0	0	1	0	0	0	0	1.0
at Florida A&M	12/3/24		1	0	0	.000	0	0	.000	0	0	.000	0	0	0	0.7	0	0	0	0	0	0	0	0.7
Columbia College	12/11/24		13	2	3	.667	2	3	.667	1	2	.500	0	0	0	0.5	2	0	0	1	0	1	7	2.3
Totals			32	3	9	.333	2	7	.286	1	2	.500	0	2	2	0.5	2	0	2	2	0	2	9	2.3

**CAREER STATISTICS**

SEASON	TEAM	GP-GS	MIN/AVG	FG-FGA	FG%	3FG-3FGA	3FG%	FT-FTA	FT%	OFF	DEF	TOT	AVG	PF-FO	A	TO	BLK	STL	PTS	AVG
2022-23	Presb	20-0	181/9.0	15-39	.385	13-34	.382	7-13	.538	2	6	8	0.4	11-0	1	2	2	1	50	2.5
2024-25	Presb	4-0	32/8.0	3-9	.333	2-7	.286	1-2	.500	0	2	2	0.5	2-0	2	2	0	2	9	2.3
<b>TOTAL</b>		<b>24-0</b>	<b>213/8.9</b>	<b>18-48</b>	<b>.375</b>	<b>15-41</b>	<b>.366</b>	<b>8-15</b>	<b>.533</b>	<b>2</b>	<b>8</b>	<b>10</b>	<b>0.4</b>	<b>13-0</b>	<b>3</b>	<b>4</b>	<b>2</b>	<b>3</b>	<b>59</b>	<b>2.5</b>



**#7 // TRISTON WILSON****Freshman // G // 6-6 // 205 // Miami, Fla. // Miami Norland Senior****SEASON HIGHS**

Points.....	6 vs. Carolina Christian (11/6/24)
Field Goals.....	3 vs. Carolina Christian (11/6/24)
Field Goal Attempts.....	5 vs. Columbia College (12/11/24)
3-Pt Field Goals.....	NA
3-Pt Field Goal Attempts.....	3 vs. Columbia College (12/11/24)
Free Throws.....	2 (two times)
Free Throws Attempts.....	2 (two times)
Rebounds.....	2 (two times)
Offensive.....	NA
Defensive.....	2 (two times)
Assists.....	3 vs. Columbia College (12/11/24)
Blocked Shots.....	1 (two times)
Steals.....	1 (two times)
Minutes.....	17 vs. Columbia College (12/11/24)

**Season**

Double Figure Scoring games.....	3
20-point games.....	0
30-point games.....	0
Double Figure Rebounding games.....	0
Double Figure Assists games.....	0
Led in Scoring.....	0
Led in Rebounding.....	0
Led in Assists.....	0
Double-Doubles.....	0

**At Presbyterian -**

**2024-25:** Scored his first career points with six points (3-for-3 shooting from the field) with two rebounds off the bench in the win over Carolina Christian (November 6)...Scored four points and dished out three assists in the win over Columbia College (December 11).

**2024-25 GAME BY GAME**

Opponent	Date	GS	TOTAL			3-PTS			FREE THROWS			REBOUNDS			PF	FO	A	TO	Blk	Stl	Pts	Avg		
			Min	FG	FGA	Pct	3FG	FGA	Pct	FT	FTA	Pct	Off	Def									Tot	
Carolina Christian	11/6/24		13	3	3	1.000	0	0	.000	0	0	.000	0	2	2	2.0	2	0	1	0	0	6	6.0	
Wofford	11/13/24		4	0	1	.000	0	0	.000	0	0	.000	0	0	0	1.0	1	0	0	0	0	3.0		
at Kennesaw State	11/16/24		12	0	0	.000	0	0	.000	2	2	1.000	0	1	1	1.0	5	1	0	0	0	2	2.7	
at Stephen F. Austin	11/21/24		4	0	0	.000	0	0	.000	0	0	.000	0	1	1	1.0	0	0	0	0	0	0	2.0	
vs. Youngstown State	11/22/24		3	0	0	.000	0	0	.000	0	0	.000	0	0	0	0.8	0	0	0	0	0	0	1.6	
vs. Monmouth	11/23/24		1	0	0	.000	0	0	.000	0	0	.000	0	0	0	0.7	0	0	0	0	0	0	1.3	
at Florida A&M	12/3/24		3	0	0	.000	0	0	.000	0	0	.000	0	0	0	0.6	0	0	0	0	0	0	1.1	
Columbia College	12/11/24		17	1	5	.200	0	3	.000	2	2	1.000	0	2	2	0.8	2	0	3	2	0	1	4	1.5
Totals			57	4	9	.444	0	3	.000	4	4	1.000	0	6	6	0.8	10	0	4	2	0	2	12	1.5

**CAREER STATISTICS**

				Field Goals		3-Point		F-Throws		Rebounds								Scoring		
SEASON	TEAM	GP-GS	MIN/AVG	FG-FGA	FG%	3FG-3FGA	3FG%	FT-FTA	FT%	OFF	DEF	TOT	AVG	PF-FO	A	TO	BLK	STL	PTS	AVG
2024-25	Presb	8-0	57/7.1	4-9	.444	0-3	.000	4-4	1.000	0	6	6	0.8	10-1	4	2	0	2	12	1.5
TOTAL		8-0	57/7.1	4-9	.444	0-3	.000	4-4	1.000	0	6	6	0.8	10-1	4	2	0	2	12	1.5

## #10 // JAMAHRI HARVEY

Senior // G // 6-5 // 175 // Fayetteville, N.C. // UNCW



SEASON HIGHS	CATEGORIES	CAREER HIGHS
17 vs. Columbia College (12/11/24)	POINTS	21 (2x) latest at North Florida (11/16/23)
6 vs. Columbia College (12/11/24)	FIELD GOALS	6 (five times)
14 vs. Monmouth (11/23/24)	FIELD GOAL ATTEMPTS	14 at Towson (1/19/21)
5 vs. Columbia College (12/11/24)	3-PT FIELD GOALS	5 (two times)
9 (two times)	3-PT. FIELD GOAL ATTEMPTS	9 (two times)
1 at Tennessee Tech (11/27/24)	FREE THROWS	7 at North Florida (11/16/23)
2 at Tennessee Tech (11/27/24)	FREE THROW ATTEMPTS	8 (two times)
6 at Tennessee Tech (11/27/24)	REBOUNDS	8 (two times)
1 (two times)	OFFENSIVE REBOUNDS	2 (two times)
6 at Tennessee Tech (11/27/24)	DEFENSIVE REBOUNDS	8 at North Florida (11/16/23)
3 (two times)	ASSISTS	4 (three times)
1 vs. Youngstown State (11/22/24)	BLOCKED SHOTS	1 (six times)
1 (five times)	STEALS	3 (four times)
32 at Charlotte (11/4/24)	MINUTES	35 at UNC Asheville (11/27/20)
Italics - Occurred while at UNCW		
Season/Career at PC		
Double Figure Scoring games		5 (14)
20-point games		0 (1)
30-point games		0 (0)
Double Figure Rebounding games		0 (0)
Double Figure Assists games		0 (0)
Led in Scoring		0 (4)
Led in Rebounding		0 (2)
Led in Assists		0 (2)
Double-Doubles		0 (0)

## At Presbyterian -

**2024-25:** Enjoyed his best performance of the season with 17 points while connecting on five three-point field goals with three assists in the win over Columbia College (December 11)...Solid game with 10 points and six rebounds at Tennessee Tech (November 27)...Scored 13 points including connecting a big three-point field goal at the first half buzzer in the win over Monmouth (November 23)...Came off the bench and scored 11 points (shooting 3-for-5 from beyond the three-point arc) at Kennesaw State (November 16)...Dished out a three assists while starting the Blue Hose's season opening game at Charlotte (November 4)...Tallied his first double digit scoring game of the season with 11 points in the win over Carolina Christian (November 6).

## 2024-25 GAME BY GAME

2024-2025 Season Totals																									
Opponent	Date	GS	Min	TOTAL			3-PTS			FREE THROWS			REBOUNDS			PF	FO	A	TO	Blk	Stl	Pts	Avg		
				FG	FGA	Pct	3FG	FGA	Pct	FT	FTA	Pct	Off	Def	Tot									Avg	
at Charlotte	11/4/24	*	32	2	8	.250	2	5	.250	0	0	.000	0	1	1	1.0	3	0	3	1	0	1	6.0		
Carolina Christian	11/6/24	*	22	5	9	.556	1	3	.333	0	0	.000	0	0	0	0.5	4	0	0	0	1	11	8.5		
at NC State	11/8/24	*	18	0	4	.000	0	2	.000	1	2	.500	0	0	0	0.3	2	0	0	2	0	1	6.0		
at Kennesaw State	11/16/24		21	4	7	.571	3	5	.600	0	0	.000	1	1	2	0.8	2	0	0	2	0	11	7.3		
at Stephen F. Austin	11/21/24	*	17	1	6	.167	1	3	.333	0	0	.000	1	3	4	1.4	1	0	1	1	0	3	6.4		
vs. Youngstown State	11/22/24	*	29	0	3	.000	0	1	.000	0	0	.000	0	3	3	1.7	1	0	1	2	1	0	5.3		
vs. Monmouth	11/23/24	*	31	5	14	.357	3	9	.333	0	0	.000	0	3	3	1.9	2	0	0	0	1	13	6.4		
at Tennessee Tech	11/27/24	*	31	3	10	.300	3	7	.429	1	2	.500	0	6	6	2.4	3	0	1	2	0	10	6.9		
at Florida A&M	12/3/24	*	24	1	5	.200	1	5	.200	0	0	.000	0	4	4	2.6	4	0	0	4	0	1	3	6.4	
Columbia College	12/11/24	*	24	6	10	.600	5	9	.556	0	0	.000	0	3	3	2.6	1	0	3	2	0	17	7.5		
Totals			9	251	27	.355	19	49	.388	2	4	.500	2	24	26	2.6	23	0	9	16	1	5	75	7.5	

## CAREER STATISTICS

SEASON	TEAM	GP-GS	MIN/AVG	Field Goals		3-Point		F-Throws		Rebounds				Scoring			
				FG-FGA	FG%	3FG-3FGA	3FG%	FT-FTA	FT%	OFF	DEF	TOT	AVG	PF-FO	A	TO	BLK STL
2020-21	UNCW	16-13	421/26.3	45-125	.360	21-58	.362	11-16	.688	7	27	34	2.1	48-1	28	21	0 11
2021-22	UNCW	31-12	570/18.4	53-152	.349	30-83	.361	24-32	.750	1	55	56	1.8	52-1	13	26	2 10
2022-23	UNCW	30-2	384/12.8	29-95	.305	24-75	.320	4-4	1.000	2	28	30	1.0	39-1	18	16	1 14
2023-24	Presb	21-16	489/23.3	56-154	.364	21-82	.256	32-42	.762	4	44	48	2.3	40-1	23	14	4 17
2024-25	Presb	10-9	251/25.1	27-76	.355	19-49	.388	2-4	.500	2	24	26	2.6	23-0	9	16	1 5
<b>TOTAL FOR Presb</b>		<b>31-25</b>	<b>740/23.9</b>	<b>83-230</b>	<b>.361</b>	<b>40-131</b>	<b>.305</b>	<b>34-46</b>	<b>.739</b>	<b>6</b>	<b>68</b>	<b>74</b>	<b>2.4</b>	<b>63-1</b>	<b>32</b>	<b>30</b>	<b>5 22</b>
<b>TOTAL</b>		<b>108-52</b>	<b>2115/19.6</b>	<b>210-602</b>	<b>.349</b>	<b>115-347</b>	<b>.331</b>	<b>73-98</b>	<b>.745</b>	<b>16</b>	<b>178</b>	<b>194</b>	<b>1.8</b>	<b>202-4</b>	<b>91</b>	<b>93</b>	<b>8 57</b>

## #11 // QUADIR PETTAWAY

Junior // G // 6-2 // 180 // Newport News, Va. // Woodside



SEASON HIGHS	CATEGORIES	CAREER HIGHS
11 at Tennessee Tech (11/27/24)	POINTS	12 vs. High Point (2/15/23)
4 at Tennessee Tech (11/27/24)	FIELD GOALS	4 (three times)
6 at Stephen F. Austin (11/21/24)	FIELD GOAL ATTEMPTS	6 at Stephen F. Austin (11/21/24)
3 at Tennessee Tech (11/27/24)	3-PT FIELD GOALS	3 at Tennessee Tech (11/27/24)
5 at Stephen F. Austin (11/21/24)	3-PT FIELD GOAL ATTEMPTS	5 at Stephen F. Austin (11/21/24)
2 vs. Carolina Christian (11/6/24)	FREE THROWS	2 (two times)
2 vs. Carolina Christian (11/6/24)	FREE THROW ATTEMPTS	3 vs. High Point (2/15/23)
3 (two times)	REBOUNDS	3 (three times)
NA	OFFENSIVE	2 vs. CIU (11/9/23)
3 (two times)	DEFENSIVE	3 (two times)
4 at Kennesaw State (11/16/24)	ASSISTS	4 at Kennesaw State (11/16/24)
NA	BLOCKED SHOTS	1 at Longwood (2/8/23)
1 (two times)	STEALS	1 (nine times)
20 at Tennessee Tech (11/27/24)	MINUTES	24 at East Carolina (11/12/22)
Season (Career)		
Double Figure Scoring games		1 (3)
20-point games		0 (0)
30-point games		0 (0)
Double Figure Rebounding games		0 (0)
Double Figure Assists games		0 (0)
Led in Scoring		0 (0)
Led in Rebounding		0 (0)
Led in Assists		2 (3)
Double-Doubles		0 (0)

## At Presbyterian -

**2024-25:** Recorded his first double-figure scoring of the season with 11 points (4-for-5 shooting from the field, 3-for-4 shooting from beyond the three-point arc) while dishing out three assists at Tennessee Tech (November 27)...Scored seven points, grabbed three rebounds and dished out three assists in the win over Carolina Christian (November 6)...Dished out a game-high four assists at Kennesaw State (November 16).

## 2024-25 GAME BY GAME

Opponent	Date	GS	Min	TOTAL			3-PTS			FREE THROWS			REBOUNDS			PF	FO	A	TO	Blk	Stl	Pts	Avg
				FG	FGA	Pct	3FG	FGA	Pct	FT	FTA	Pct	Off	Def	Tot								
at Charlotte	11/4/24		4	0	1	.000	0	0	.000	0	0	.000	0	1	1	1.0	0	0	1	0	0	0	0.0
Carolina Christian	11/6/24		19	2	4	.500	1	2	.500	2	2	1.000	0	3	3	2.0	2	0	3	0	0	7	3.5
at NC State	11/8/24		16	0	2	.000	0	1	.000	0	0	.000	0	2	2	2.0	2	0	1	1	0	0	2.3
Wofford	11/13/24		6	1	1	1.000	0	0	.000	1	1	1.000	0	0	0	1.5	0	0	0	0	0	3	2.5
at Kennesaw State	11/16/24		13	0	1	.000	0	0	.000	0	0	.000	0	2	2	1.6	0	4	1	0	0	0	2.0
at Stephen F. Austin	11/21/24		13	1	6	.167	1	5	.200	0	0	.000	0	0	0	1.3	0	0	1	0	1	3	2.2
vs. Youngstown State	11/22/24		12	0	1	.000	0	0	.000	0	0	.000	0	0	0	1.1	1	0	2	0	0	1	1.9
vs. Monmouth	11/23/24		17	1	3	.333	1	2	.500	0	0	.000	0	1	1	1.1	3	0	2	0	0	3	2.0
at Tennessee Tech	11/27/24		20	4	5	.800	3	4	.750	0	0	.000	0	0	0	1.0	1	0	3	0	0	11	3.0
at Florida A&M	12/3/24		21	1	3	.333	1	2	.500	0	1	.000	0	3	3	1.2	1	0	2	1	0	3	3.0
<b>Totals</b>			<b>140</b>	<b>10</b>	<b>27</b>	<b>.370</b>	<b>7</b>	<b>16</b>	<b>.438</b>	<b>3</b>	<b>4</b>	<b>.750</b>	<b>0</b>	<b>12</b>	<b>12</b>	<b>1.2</b>	<b>10</b>	<b>0</b>	<b>17</b>	<b>5</b>	<b>0</b>	<b>30</b>	<b>3.0</b>

## CAREER STATISTICS

				Field Goals		3-Point		F-Throws		Rebounds				Scoring			
SEASON	TEAM	GP-GS	MIN/AVG	FG-FGA	FG%	3FG-3FGA	3FG%	FT-FTA	FT%	OFF	DEF	TOT	AVG	PF-FO	A	TO	BLK/STL
2022-23	Presb	19-0	220/11.6	14-31	.452	5-10	.500	4-6	.667	2	5	7	0.4	17-0	15	13	1 6
2023-24	Presb	1-0	11/10.9	0-3	.000	0-2	.000	0-0	.000	2	1	3	3.0	0-0	1	0	0 1
2024-25	Presb	10-0	140/14.0	10-27	.370	7-16	.438	3-4	.750	0	12	12	1.2	10-0	17	5	0 2
<b>TOTAL</b>		<b>30-0</b>	<b>371/12.4</b>	<b>24-61</b>	<b>.393</b>	<b>12-28</b>	<b>.429</b>	<b>7-10</b>	<b>.700</b>	<b>4</b>	<b>18</b>	<b>22</b>	<b>0.7</b>	<b>27-0</b>	<b>33</b>	<b>18</b>	<b>1 9</b>

## #12 // CARL PARRISH

Sophomore // G // 6-3 // 170 // Miami Gardens, Fla. // Miami Norland Senior



SEASON HIGHS	CATEGORIES	CAREER HIGHS
12 (two times)	POINTS	15 vs. CIU (11/9/23)
5 (two times)	FIELD GOALS	5 (three times)
10 (two times)	FIELD GOAL ATTEMPTS	10 (three times)
3 vs. Carolina Christian (11/6/24)	3-PT FIELD GOALS	5 vs. CIU (11/9/23)
8 vs. Carolina Christian (11/6/24)	3-PT FIELD GOAL ATTEMPTS	8 (two times)
4 at Stephen F. Austin (11/21/24)	FREE THROWS	4 at Stephen F. Austin (11/21/24)
6 at Stephen F. Austin (11/21/24)	FREE THROW ATTEMPTS	6 at Stephen F. Austin (11/21/24)
6 at Stephen F. Austin (11/21/24)	REBOUNDS	6 at Stephen F. Austin (11/21/24)
NA	OFFENSIVE	1 vs. Johnson & Wales (December 30)
6 at Stephen F. Austin (11/21/24)	DEFENSIVE	6 at Stephen F. Austin (11/21/24)
7 vs. Columbia College (12/11/24)	ASSISTS	7 vs. Columbia College (12/11/24)
NA	BLOCKED SHOTS	NA
2 (two times)	STEALS	2 (four times)
34 vs. Wofford (11/13/24)	MINUTES	34 vs. Wofford (11/13/24)
<b>Season/Career</b>		
Double Figure Scoring games		5 (7)
20-point games		0 (0)
30-point games		0 (0)
Double Figure Rebounding games		0 (0)
Double Figure Assists games		0 (0)
Led in Scoring		0 (0)
Led in Rebounding		0 (0)
Led in Assists		1 (2)
Double-Doubles		0 (0)

## At Presbyterian -

**2024-25:** Came off the bench and scored 12 points (shooting 5-for-6 from the field, 2-for-2 from beyond the three-point arc) in Presbyterian's season-opening game at Charlotte (November 4)...Scored 11 points while grabbing five rebounds in the win over Carolina Christian (November 6)...Started and scored 11 points in the win over Wofford (November 13)...Solid game with 11 points and six rebounds in the win at Stephen F. Austin (November 21)...Strong game with 12 points (5-for-9 shooting from the field) while dishing out seven assists in the win over Columbia College (December 11).

## 2024-25 GAME BY GAME

Opponent	Date	GS	Min	TOTAL			3-PTS			FREE THROWS			REBOUNDS			PF	FO	A	TO	Blk	Stl	Pts	Avg
				FG	FGA	Pct	3FG	FGA	Pct	FT	FTA	Pct	Off	Def	Tot								
at Charlotte	11/4/24		23	5	6	.833	2	2	1.000	0	0	.000	0	0	0	0	0	0	0	0	0	12	12.0
Carolina Christian	11/6/24		14	4	10	.400	3	8	.375	0	0	.000	0	5	5	2.5	1	0	1	0	2	11	11.5
at NC State	11/8/24		23	2	5	.400	0	1	.000	1	1	1.000	0	1	1	2.0	1	0	0	1	0	5	9.3
Wofford	11/13/24	*	34	4	10	.400	1	4	.250	2	2	1.000	0	1	1	1.8	2	0	1	0	1	11	9.8
at Kennesaw State	11/16/24	*	19	1	3	.333	1	3	.333	1	2	.500	0	2	2	1.8	1	0	0	1	0	4	8.6
at Stephen F. Austin	11/21/24		24	3	7	.429	1	3	.333	4	6	.667	0	6	6	2.5	1	0	1	1	0	11	9.0
vs. Youngstown State	11/22/24		11	1	2	.500	1	1	1.000	0	0	.000	0	1	1	2.3	1	0	1	0	0	3	8.1
vs. Monmouth	11/23/24		4	0	0	.000	0	0	.000	0	0	.000	0	0	0	2.0	1	0	1	0	0	0	7.1
at Tennessee Tech	11/27/24		13	0	1	.000	0	1	.000	0	0	.000	0	1	1	1.9	1	0	0	2	0	0	6.3
Columbia College	12/11/24	*	31	5	9	.556	2	5	.400	0	0	.000	0	4	4	2.1	2	0	7	1	0	12	6.9
<b>Totals</b>			<b>3</b>	<b>196</b>	<b>25</b>	<b>.472</b>	<b>11</b>	<b>28</b>	<b>.393</b>	<b>8</b>	<b>11</b>	<b>.727</b>	<b>0</b>	<b>21</b>	<b>21</b>	<b>2.1</b>	<b>12</b>	<b>0</b>	<b>12</b>	<b>7</b>	<b>0</b>	<b>69</b>	<b>6.9</b>

## CAREER STATISTICS

SEASON	TEAM	GP-GS	MIN/AVG	Field Goals		3-Point		F-Throws		Rebounds				Scoring			
				FG-FGA	FG%	3FG-3FGA	3FG%	FT-FTA	FT%	OFF	DEF	TOT	AVG	PF-FO	A	TO	BLK/STL
2023-24	Presb	22-3	176/8.0	22-54	.407	14-34	.412	4-4	1.000	1	14	15	0.7	17-0	18	13	0 6
2024-25	Presb	10-3	196/19.6	25-53	.472	11-28	.393	8-11	.727	0	21	21	2.1	12-0	12	7	0 7
<b>TOTAL</b>		<b>32-6</b>	<b>372/11.6</b>	<b>47-107</b>	<b>.439</b>	<b>25-62</b>	<b>.403</b>	<b>12-15</b>	<b>.800</b>	<b>1</b>	<b>35</b>	<b>36</b>	<b>1.1</b>	<b>29-0</b>	<b>30</b>	<b>20</b>	<b>0 13</b>



**#14 // JAYLEN PETERSON****Redshirt Sophomore // F // 6-8 // 200 // Stone Mountain, Ga. // Greenforest-McCalep**

SEASON HIGHS	CATEGORIES	CAREER HIGHS
11 (three times)	POINTS	11 (three times)
5 (two times)	FIELD GOALS	5 (two times)
8 (two times)	FIELD GOAL ATTEMPTS	8 (two times)
NA	3-PT FIELD GOALS	NA
NA	3-PT FIELD GOAL ATTEMPTS	NA
3 (two times)	FREE THROWS	3 (two times)
6 at Florida A&M (12/3/24)	FREE THROW ATTEMPTS	6 at Florida A&M (12/3/24)
12 vs. Monmouth (11/23/24)	REBOUNDS	12 vs. Monmouth (11/23/24)
7 vs. Monmouth (11/23/24)	OFFENSIVE	7 vs. Monmouth (11/23/24)
8 vs. Columbia College (12/11/24)	DEFENSIVE	8 vs. Columbia College (12/11/24)
2 (two times)	ASSISTS	2 (two times)
4 vs. Carolina Christian (11/6/24)	BLOCKED SHOTS	4 vs. Carolina Christian (11/6/24)
1 (three times)	STEALS	1 (four times)
31 at Stephen F. Austin (11/21/24)	MINUTES	31 at Stephen F. Austin (11/21/24)

**Season/Career**

Double Figure Scoring games	3 (3)
20-point games	0 (0)
30-point games	0 (0)
Double Figure Rebounding games	3 (3)
Double Figure Assists games	0 (0)
Led in Scoring	0 (0)
Led in Rebounding	4 (5)
Led in Assists	1 (1)
Double-Doubles	2 (2)

**At Presbyterian -**

**2024-25:** Posted his second double-double with 11 points and 12 rebounds in the win over Columbia College (December 11)...Tallied his first career double-double with 11 points and 11 rebounds at Tennessee Tech (November 27)...Had one of the best games of his career with his first career double-digits rebounds performance with 12 boards (with 7 offensive rebounds) while scoring eight points in the win over Monmouth (November 23)...Recorded his first career double-figure scoring game with 11 points (5-for-8 shooting from the field) at Kennesaw State (November 16)...Made his first career start in Presbyterian's season opening game at Charlotte (November 4), scored six points and grabbed six rebounds...Nearly recorded a double-double with eight points and eight rebounds with four blocked shots in the win over Carolina Christian (November 6).

**2024-25 GAME BY GAME**

Opponent	Date	GS	Min	TOTAL			3-PTS			FREE THROWS			REBOUNDS			PF	FO	A	TO	Blk	Stl	Pts	Avg	
				FG	FGA	Pct	3FG	FGA	Pct	FT	FTA	Pct	Off	Def	Tot									Avg
at Charlotte	11/4/24	*	19	3	5	.600	0	0	.000	0	0	.000	2	4	6	6.0	1	0	0	1	2	0	6	6.0
Carolina Christian	11/6/24	*	26	3	4	.750	0	0	.000	2	2	1.000	1	7	8	7.0	2	0	2	1	4	1	8	7.0
at NC State	11/8/24	*	19	2	4	.500	0	0	.000	0	0	.000	3	4	7	7.0	0	0	0	1	1	0	4	6.0
Wofford	11/13/24	*	17	3	4	.750	0	0	.000	0	0	.000	1	5	6	6.8	0	0	0	3	0	0	6	6.0
at Kennesaw State	11/16/24	*	21	5	8	.625	0	0	.000	1	1	1.000	3	0	3	6.0	2	0	1	2	1	0	11	7.0
at Stephen F. Austin	11/21/24	*	31	0	1	.000	0	0	.000	2	2	1.000	2	4	6	6.0	2	0	0	2	0	0	2	6.2
vs. Youngstown State	11/22/24	*	20	0	2	.000	0	0	.000	0	2	.000	0	3	3	5.6	3	0	2	1	1	1	0	5.3
vs. Monmouth	11/23/24	*	27	3	6	.500	0	0	.000	2	3	.667	7	5	12	6.4	2	0	1	0	2	1	8	5.6
at Tennessee Tech	11/27/24	*	29	5	8	.625	0	0	.000	1	2	.500	5	6	11	6.9	1	0	1	0	1	0	11	6.2
at Florida A&M	12/3/24	*	21	1	5	.200	0	0	.000	3	6	.500	5	3	8	7.0	3	0	0	3	2	0	5	6.1
Columbia College	12/11/24		19	4	6	.667	0	0	.000	3	4	.750	4	8	12	7.5	0	0	0	1	2	1	11	6.5
Totals		11	248	29	53	.547	0	0	.000	14	22	.636	33	49	82	7.5	16	0	7	15	16	4	72	6.5

**CAREER STATISTICS**

				Field Goals		3-Point		F-Throws		Rebounds				Scoring						
SEASON	TEAM	GP-GS	MIN/AVG	FG-FGA	FG%	3FG-3FGA	3FG%	FT-FTA	FT%	OFF	DEF	TOT	AVG	PF-FO	A	TO	BLK	STL	PTS	AVG
2022-23	Presb	14-0	70/5.0	6-12	.500	0-0	.000	4-6	.667	11	10	21	1.5	13-0	1	5	3	1	16	1.1
2024-25	Presb	11-10	248/22.6	29-53	.547	0-0	.000	14-22	.636	33	49	82	7.5	16-0	7	15	16	4	72	6.5
<b>TOTAL</b>		<b>25-10</b>	<b>318/12.7</b>	<b>35-65</b>	<b>.538</b>	<b>0-0</b>	<b>.000</b>	<b>18-28</b>	<b>.643</b>	<b>44</b>	<b>59</b>	<b>103</b>	<b>4.1</b>	<b>29-0</b>	<b>8</b>	<b>20</b>	<b>19</b>	<b>5</b>	<b>88</b>	<b>3.5</b>

## #15 // JONAH PIERCE

Senior // F // 6-10 // 235 // Sanford, Fla. // Francis Marion University



SEASON HIGHS	CATEGORIES	CAREER HIGHS
22 at Charlotte (11/4/24)	POINTS	31 at Southern Wesleyan (1/16/23)
11 at Charlotte (11/4/24)	FIELD GOALS	14 at Southern Wesleyan (1/16/23)
13 vs. Youngstown State (11/22/24)	FIELD GOAL ATTEMPTS	19 at Southern Wesleyan (1/16/23)
NA	3-PT FIELD GOALS	1 (three times)
NA	3-PT FIELD GOAL ATTEMPTS	2 (two times)
8 at Kennesaw State (11/16/24)	FREE THROWS	10 vs. Lees-McRae (1/28/23)
12 at Kennesaw State (11/16/24)	FREE THROW ATTEMPTS	13 vs. Lees-McRae (1/28/23)
11 at Stephen F. Austin (11/21/24)	REBOUNDS	19 vs. Coker (12/30/22)
5 (two times)	OFFENSIVE REBOUNDS	7 at Chowan (2/1/23)
7 (two times)	DEFENSIVE REBOUNDS	13 vs. Coker (12/30/22)
2 (five times)	ASSISTS	6 vs. Pfeiffer (11/17/21)
2 (three times)	BLOCKED SHOTS	5 (two times)
1 (five times)	STEALS	3 (three times)
34 at Stephen F. Austin (11/21/24)	MINUTES	40 at Southern Wesleyan (1/16/23)
Italics - Occurred while at Francis Marion		
Season/Career at PC		
Double Figure Scoring games		5 (14)
20-point games		2 (2)
30-point games		0 (0)
Double Figure Rebounding games		3 (4)
Double Figure Assists games		0 (0)
Led in Scoring		4 (8)
Led in Rebounding		5 (15)
Led in Assists		1 (2)
Double-Doubles		2 (3)

## At Presbyterian -

**2024-25:** Shot a perfect 11-for-11 from the field while scoring a game-high 22 points in Presbyterian's season opening game at Charlotte (November 4)...With his final basket with six seconds on the clock in the Charlotte game he went over the 1,000 points mark in his college career...Was a perfect 5-for-5 from the field while scoring 17 points in the win over Carolina Christian (November 6)...Recorded his first double-figure rebounds total for the season with 10 boards at NC State (November 8)...Collected a double-double with 14 points and 10 rebounds at Kennesaw State (November 16)...Posted his second straight double-double with 15 points and 11 rebounds in the win at Stephen F. Austin (November 21)...Paced the Blue Hose with 20 points (7-for-13 shooting from the field) and nine rebounds in the win over Youngstown State (November 22)...Missed the Tennessee Tech game due to an injury (November 27).

## 2024-25 GAME BY GAME

		TOTAL			3-PTS			FREE THROWS			REBOUNDS													
Opponent	Date	GS	Min	FG	FGA	Pct	3FG	FGA	Pct	FT	FTA	Pct	Off	Def	Tot	Avg	PF	FO	A	TO	Blk	Stl	Pts	Avg
at Charlotte	11/4/24		28	11	11	1.000	0	0	.000	0	1	.000	5	4	9	9.0	4	0	2	3	2	0	22	22.0
Carolina Christian	11/6/24	*	20	5	5	1.000	0	0	.000	7	11	.636	2	2	4	6.5	2	0	1	4	2	0	17	19.5
at NC State	11/8/24		26	4	6	.667	0	0	.000	0	0	.000	5	5	10	7.7	4	0	2	4	0	1	8	15.7
Wofford	11/13/24		20	2	4	.500	0	0	.000	1	3	.333	0	1	1	6.0	1	0	2	0	2	0	5	13.0
at Kennesaw State	11/16/24	*	25	3	5	.600	0	0	.000	8	12	.667	3	7	10	6.8	2	0	2	4	1	1	14	13.2
at Stephen F. Austin	11/21/24	*	34	7	11	.636	0	0	.000	1	3	.333	4	7	11	7.5	5	1	2	5	1	1	15	13.5
vs. Youngstown State	11/22/24	*	29	7	13	.538	0	0	.000	6	9	.667	4	5	9	7.7	2	0	1	2	1	1	20	14.4
vs. Monmouth	11/23/24	*	15	2	6	.333	0	0	.000	0	0	.000	2	1	3	7.1	3	0	1	2	0	1	4	13.1
Totals			5	196	41	.672	0	0	.000	23	39	.590	25	32	57	7.1	23	1	13	24	9	5	105	13.1

## CAREER STATISTICS

				Field Goals		3-Point		F-Throws		Rebounds										Scoring	
SEASON	TEAM	GP-GS	MIN/AVG	FG-FGA	FG%	3FG-3FGA	3FG%	FT-FTA	FT%	OFF	DEF	TOT	AVG	PF-FO	A	TO	BLK	STL	PTS	AVG	
2021-22	FMU	28-24	731/26.1	153-248	.617	3-15	.200	54-91	.593	70	158	228	8.1	75-2	31	74	34	20	363	13.0	
2022-23	FMU	26-23	704/27.1	159-258	.616	0-2	.000	57-100	.570	79	169	248	9.5	59-2	46	66	35	12	375	14.4	
2023-24	Presb	33-3	610/18.5	90-158	.570	0-0	.000	61-102	.598	55	106	161	4.9	59-2	27	38	25	11	241	7.3	
2024-25	Presb	8-5	196/24.5	41-61	.672	0-0	.000	23-39	.590	25	32	57	7.1	23-1	13	24	9	5	105	13.1	
TOTAL FOR Presb		41-8	806/19.6	131-219	.598	0-0	.000	84-141	.596	80	138	218	5.3	82-3	40	62	34	16	346	8.4	
TOTAL		95-55	2241/23.6	443-725	.611	3-17	.176	195-332	.587	229	465	694	7.3	216-7	117	202	103	48	1084	11.4	

## #30 // KALEB SCOTT

Senior // F // 6-8 // 250 // Raleigh, N.C. // Georgia State



SEASON HIGHS	CATEGORIES	CAREER HIGHS
14 at Tennessee Tech (11/27/24)	POINTS	22 vs. Johnson & Wales (12/30/23)
6 at Tennessee Tech (11/27/24)	FIELD GOALS	10 vs. Johnson & Wales (12/30/23)
10 at Tennessee Tech (11/27/24)	FIELD GOAL ATTEMPTS	12 vs. Johnson & Wales (12/30/23)
NA	3-PT FIELD GOALS	1 vs. The Citadel (11/13/23)
NA	3-PT FIELD GOAL ATTEMPTS	1 (three times)
3 vs. Youngstown State (11/22/24)	FREE THROWS	5 vs. Gardner-Webb (2/7/24)
6 at Tennessee Tech (11/27/24)	FREE THROW ATTEMPTS	7 vs. Johnson & Wales (12/30/23)
13 at Florida A&M (12/3/24)	REBOUNDS	13 at Florida A&M (12/3/24)
6 (two times)	OFFENSIVE REBOUNDS	6 (two times)
7 (three times)	DEFENSIVE REBOUNDS	8 vs. Johnson & Wales (12/30/23)
2 at Charlotte (11/4/24)	ASSISTS	3 vs. Kennesaw State (12/16/23)
1 (three times)	BLOCKED SHOTS	3 (two times)
2 at Charlotte (11/4/24)	STEALS	2 (two times)
35 at Florida A&M (12/3/24)	MINUTES	35 at Florida A&M (12/3/24)
Season/Career at PC		
Double Figure Scoring games		2 (10)
20-point games		0 (1)
30-point games		0 (0)
Double Figure Rebounding games		1 (2)
Double Figure Assists games		0 (0)
Led in Scoring		1 (3)
Led in Rebounding		1 (9)
Led in Assists		0 (2)
Double-Doubles		0 (1)

## At Presbyterian -

**2024-25:** Scored a team-high 14 points while grabbing seven rebounds at Tennessee Tech (November 27)...Scored 11 points and grabbed eight rebounds in the win over Youngstown State (November 22)...Scored eight points (4-for-5 shooting from the field) and grabbed seven rebounds while starting Presbyterian's season opening game at Charlotte (November 4)...Scored nine points (shooting a perfect 4-for-4 from the field) in the win over Carolina Christian (November 6)...Nearly recorded a double-double with nine points and 13 rebounds at Florida A&M (December 3)...Almost tallied a double-double with eight points and eight rebounds in the win over Columbia College (December 11).

## 2024-25 GAME BY GAME

Opponent	Date	GS	Min	TOTAL			3-PTS			FREE THROWS			REBOUNDS			PF	FO	A	TO	Blk	Stl	Pts	Avg		
				FG	FGA	Pct	3FG	FGA	Pct	FT	FTA	Pct	Off	Def	Tot										
at Charlotte	11/4/24	*	31	4	5	.800	0	0	.000	0	2	.000	2	5	7	7.0	2	0	2	0	0	2	8.0		
Carolina Christian	11/6/24		13	4	4	1.000	0	0	.000	1	2	.500	2	2	4	5.5	1	0	0	0	0	1	9	8.5	
at NC State	11/8/24	*	19	1	2	.500	0	0	.000	0	2	.000	1	2	3	4.7	5	1	0	0	0	1	2	6.3	
Wofford	11/13/24	*	21	1	4	.250	0	0	.000	0	2	.000	2	2	4	4.5	1	0	1	4	1	0	2	5.3	
at Kennesaw State	11/16/24		16	4	6	.667	0	0	.000	0	2	.000	0	2	2	4.0	2	0	0	1	0	1	8	5.8	
at Stephen F. Austin	11/21/24		12	0	0	.000	0	0	.000	2	4	.500	0	0	0	3.3	3	0	0	1	0	0	2	5.2	
vs. Youngstown State	11/22/24		17	4	8	.500	0	0	.000	3	4	.750	1	7	8	4.0	0	0	0	1	0	0	11	6.0	
vs. Monmouth	11/23/24		25	3	4	.750	0	0	.000	0	1	.000	1	2	3	3.9	1	0	1	1	0	1	6	6.0	
at Tennessee Tech	11/27/24	*	27	6	10	.600	0	0	.000	2	6	.333	6	1	7	4.2	1	0	1	0	0	0	14	6.9	
at Florida A&M	12/3/24	*	35	4	7	.444	0	0	.000	1	4	.250	6	7	13	5.1	3	0	0	4	1	0	9	7.1	
Columbia College	12/11/24	*	21	3	7	.429	0	0	.000	2	2	1.000	1	7	8	5.4	1	0	0	0	1	0	8	7.2	
Totals			6	236	34	59	.576	0	0	.000	11	31	.355	22	37	59	5.4	20	1	5	12	3	6	79	7.2

## CAREER STATISTICS

				Field Goals		3-Point		F-Throws		Rebounds									Scoring	
SEASON	TEAM	GP-GS	MIN/AVG	FG-FGA	FG%	3FG-3FGA	3FG%	FT-FTA	FT%	OFF	DEF	TOT	AVG	PF-FO	A	TO	BLK	STL	PTS	AVG
2020-21	GSU	14-0	105/7.5	14-19	.737	0-1	.000	5-14	.357	6	12	18	1.3	14-0	2	2	3	2	33	2.4
2021-22	GSU	15-1	109/7.3	11-22	.500	0-0	.000	9-19	.474	14	12	26	1.7	27-2	4	8	5	3	31	2.1
2022-23	GSU	25-3	259/10.4	36-58	.621	0-0	.000	14-19	.737	21	34	55	2.2	29-0	8	9	4	3	86	3.4
2023-24	Presb	33-30	696/21.1	101-168	.601	1-3	.333	34-63	.540	54	106	160	4.8	78-6	21	33	19	11	237	7.2
2024-25	Presb	11-6	236/21.5	34-59	.576	0-0	.000	11-31	.355	22	37	59	5.4	20-1	5	12	3	6	79	7.2
TOTAL FOR Presb		44-36	932/21.2	135-227	.595	1-3	.333	45-94	.479	76	143	219	5.0	98-7	26	45	22	17	316	7.2
TOTAL		98-40	1405/14.3	196-326	.601	1-4	.250	73-146	.500	117	201	318	3.2	168-9	40	64	34	25	466	4.8

**#1 // LUKE ALLISON**

Freshman // G // 6-0 // 170 // Missoula, Montana // Sentinel

**At Presbyterian -**

**2024-25:** Scored his first career points with five points off the bench in the win over Carolina Christian (November 6)...Saw four minutes of action in the win over Columbia College (December 11).

**CAREER STATISTICS**

				Field Goals		3-Point		F-Throws		Rebounds									Scoring	
SEASON	TEAM	GP-GS	MIN/AVG	FG-FGA	FG%	3FG-3FGA	3FG%	FT-FTA	FT%	OFF	DEF	TOT	AVG	PF-FO	A	TO	BLK	STL	PTS	AVG
2024-25	Presb	2-0	7/3.4	1-2	.500	1-1	1.000	2-2	1.000	1	0	1	0.5	0-0	0	0	0	0	5	2.5
TOTAL		2-0	7/3.4	1-2	.500	1-1	1.000	2-2	1.000	1	0	1	0.5	0-0	0	0	0	0	5	2.5

**#2 // KHALON HUDSON**

Sophomore // G // 6-6 // 215 // Augusta, Ga. // Spartanburg Methodist J.C.



**At Spartanburg Methodist:** Earned NJCCA Honorable Mention All-American accolades after averaging 18.5 points and 9.3 rebounds per game while shooting 60.6 percent from the field in the 2023-24 season... A First Team All-Region X selection...Tallied 27 double-figure scoring games and 14 double-doubles in the 2023-24 season...In Spartanburg Methodist's road win over USC Salkehatchie on January 31, he scored a season-high 30 points while grabbing 13 rebounds.

**Prep:** Georgia High School Association, Atlanta Journal-Constitution, and HoopSeen 2A State Player of the Year while leading Westside High School to two state championships...Was the Augusta Area High School Sports Award Player of the Year...During his Westside High School career, he averaged 19.1 points, 10.5 rebounds, 3.1 assists, 2.1 steals and 1.0 blocks per game...Finished his career scoring a Westside High School record 1,755 points...A two-time All-State and four-time All-Region selection...Capped off his high school career by being selected to the GACA/GBCA All-Star team.



**#6 // CHIDI CHIAKWELU****Freshman // F // 6-8 // 205 // Houston, Texas // George Ranch**

**Prep:** A three-time First Team All-District selection, averaging 15 points, 12 rebounds, 5 blocked shots, and 2.5 assists per game...Played AAU on the EYBL circuit for LivOn and the 3SSB circuit for the TJ Ford Elite.

## Game 1 - Charlotte 88, Presbyterian 79



Official Basketball Box Score - Final  
Presbyterian at Charlotte  
11/04/24 Haddon Arena, Charlotte, N.C.  
2024-25 Men's Basketball

Game Time: 8:00 PM  
Game Duration: 1:51  
Attendance: 3,343

Officials: Arthur Vauk, Matt Jarman, Nick Nadeau

Presbyterian - 79

Record: 0-1

NO. Name	Min	FG	3P	FT	Rebounds	Fouls	TP	AS	TO	ST	Blocks	+/
14 Jaylen Peterson	F 18:54	3-5	0-0	0-0	2 4 6	1 0	6	0	1	0	2 0	-18
30 Kaleb Scott	F 31:11	4-5	0-0	0-2	2 5 7	2 2	8	2	0	2	0 0	-1
3 Kobe Stewart	G 24:54	3-8	2-6	0-0	0 1 1	4 0	8	1	0	0	0 0	-18
4 Kory Mincy	G 35:54	4-12	3-7	6-7	0 3 3	1 4	17	10	3	0	0 0	-3
10 Jamahri Harvey	G 31:35	2-8	2-5	0-0	0 1 1	3 1	6	3	1	1	0 0	-8
15 Jonah Pierce	28:01	11-11	0-0	0-1	5 4 9	4 2	22	2	3	0	2 0	2
11 Quadir Pettaway	04:06	0-1	0-0	0-0	0 0 1	1 0	0	0	1	0	0 0	-6
0 Iverson King	01:54	0-1	0-1	0-0	0 0 0	0 0	0	0	0	0	0 0	-1
12 Carl Parrish	23:31	5-6	2-2	0-0	0 0 0	1 0	12	0	0	0	0 0	8
Team					2 1 3		0	0				
Totals		32-57	9-21	6-10	11 20 31	16 9	79	18	9	3	4 0	-9

Technical Fouls: NONE

Charlotte - 88

Record: 1-0

NO. Name	Min	FG	3P	FT	Rebounds	Fouls	TP	AS	TO	ST	Blocks	+/
1 Giancarlo Rosado	F 35:10	5-8	0-1	6-6	0 5 5	0 4	16	7	1	1	0 1	6
20 Robert Braswell	F 27:44	6-9	5-6	1-1	0 2 2	1 1	18	1	0	1	0 0	22
24 Rich Rolf	F 36:01	5-9	3-5	2-2	1 1 2	1 1	15	2	0	1	0 1	1
10 Nik Graves	G 32:01	5-11	0-4	3-4	2 1 3	3 3	13	4	0	1	0 0	5
22 Jaeshon Thomas	G 32:54	6-8	3-4	3-4	0 3 3	0 4	18	4	1	1	0 2	5
5 Isaiah Folkes	15:06	2-3	0-0	0-2	0 0 0	2 3	4	2	1	1	0 0	8
21 Dean Reiber	16:15	2-4	0-2	0-0	0 1 1	1 0	4	0	1	0	0 0	-5
31 Nick Richart	03:45	0-1	0-0	0-0	0 0 0	1 0	0	0	0	0	0 0	5
11 Aleks Szymczyk	01:05	0-1	0-0	0-0	0 0 0	0 0	0	0	0	0	0 0	-2
Team					2 3 5		0	1				
Totals		31-54	11-22	15-19	5 16 21	9 16	88	20	5	6	0 4	9

Technical Fouls: NONE

	PC	CLT
Biggest lead	3 (1 <sup>st</sup> 17:45)	15 (2 <sup>nd</sup> 15:44)
Best Scoring Run	7 (1 <sup>st</sup> 8:18)	12 (1 <sup>st</sup> 12:58)
Lead Changes	2	
Times Tied	4	
Time with Lead	00:36	37:17

Points from Turnovers	PC	CLT
Paint	46	40
Second Chance	21	10
Fast Breaks	8	16
Bench	34	8

Period by Period Scoring	1st	2nd	TOT
PC	33	46	79
CLT	45	43	88

Technical Fouls: NONE

## Game 2 - Presbyterian 120, Carolina Christian 45



Official Basketball Box Score - Final  
Carolina Christian at Presbyterian  
11/06/24 Ross E. Templeton Center, Clinton  
2024-25 Men's Basketball

Game Time: 7:00 PM  
Game Duration: 1:54  
Attendance: 954

Officials: Jeremy Mosier, Grant Toney, Zach Kmiecik

Carolina Christian - 45

Record: 0-5

NO. Name	Min	FG	3P	FT	Rebounds	Fouls	TP	AS	TO	ST	Blocks	+/
1 A J Rouse	16:42	0-5	0-0	0-0	0 2 2	1 1	0	1	0	0	0 1	-31
4 Robert Murdock	26:37	1-4	1-2	2-6	0 2 2	2 3	5	0	7	1	0 0	-40
5 Antwon Corbin	29:26	2-4	1-2	1-2	2 1 3	2 3	6	4	2	2	0 0	-52
12 Dyshun Smith	34:02	3-20	0-4	1-2	3 3 6	4 3	7	2	2	0	1 3	-62
33 Cam Miller	27:32	6-8	0-0	2-2	1 0 1	2 1	14	0	0	0	0 0	-54
2 Jack Twomey	15:46	1-5	1-5	0-0	1 1 2	2 0	3	0	2	0	0 0	-26
24 Luke Garrett	13:44	0-3	0-2	0-0	0 0 0	3 0	0	0	1	0	0 0	-21
11 Myles Randolph	10:01	1-2	0-1	2-4	0 1 1	1 0	4	0	2	0	0 0	-26
21 Malik Russell	17:16	2-6	0-3	0-0	0 2 2	1 0	4	0	0	1	0 0	-35
23 Elijah Skinner	04:16	1-1	0-0	0-0	0 0 0	0 0	2	0	0	0	0 0	-10
10 Jaylen Brown	02:19	0-2	0-1	0-0	0 0 0	1 0	0	0	0	0	0 0	-9
30 Jalen Littlejohn	02:19	0-0	0-0	0-0	0 1 1	0 0	0	0	0	0	0 0	-9
Team					3 4 7		0	2				
Totals		17-60	3-22	8-16	10 17 27	18 15	45	7	19	4	1 6	-75

Technical Fouls: NONE

Presbyterian - 120

Record: 1-1

NO. Name	Min	FG	3P	FT	Rebounds	Fouls	TP	AS	TO	ST	Blocks	+/
14 Jaylen Peterson	F 25:41	3-4	0-0	2-2	1 7 8	2 1	8	2	1	1	4 0	46
15 Jonah Pierce	F 19:35	5-5	0-0	7-11	2 2 4	2 6	17	1	4	0	2 0	30
3 Kobe Stewart	G 20:07	7-11	1-4	4-4	1 2 3	0 3	19	1	0	0	0 0	32
4 Kory Mincy	G 21:28	3-5	3-4	2-2	0 4 4	1 1	11	10	1	3	0 0	33
10 Jamahri Harvey	G 21:57	5-9	1-3	0-0	0 0 0	4 4	0	11	0	0	1 0	26
30 Kaleb Scott	12:52	4-4	0-0	1-2	2 2 4	1 1	9	0	0	1	0 0	25
0 Iverson King	15:46	5-7	1-1	3-4	2 6 8	0 2	14	2	0	4	0 1	37
5 Houston Jones	14:59	1-5	0-3	0-0	0 2 2	0 0	2	1	1	1	0 0	31
11 Quadir Pettaway	18:32	2-4	1-2	2-2	0 3 3	2 1	7	3	0	0	0 0	42
12 Carl Parrish	13:50	4-10	3-8	0-0	0 5 5	1 1	11	1	0	2	0 0	36
7 Triston Wilson	12:31	3-3	0-0	0-0	2 2 2	1 6	1	0	1	0	0 0	29
1 Luke Allison	02:42	1-2	1-1	2-2	1 0 1	0 1	5	0	0	0	0 0	12
Team					2 3 5		0	0				
Totals		43-69	11-26	23-29	11 38 49	15 18	120	22	7	14	6 1	75

Technical Fouls: NONE

	CCC	Presby
Biggest lead	0 (1 <sup>st</sup> 20:00)	75 (2 <sup>nd</sup> 0:49)
Best Scoring Run	4 (1 <sup>st</sup> 4:29)	28 (2 <sup>nd</sup> 0:49)
Lead Changes	0	
Times Tied	1	
Time with Lead	00:00	38:20

Points from Turnovers	CCC	Presby
Paint	22	60
Second Chance	10	14
Fast Breaks	5	31
Bench	13	54

Period by Period Scoring	1st	2nd	TOT
CCC	28	17	45
Presby	47	73	120

Technical Fouls: NONE

## Game 3 - NC State 81, Presbyterian 72



Official Basketball Box Score - Final  
Presbyterian at NC State  
11/08/24 Lenovo Center, Raleigh  
2024-25 Men's Basketball

Game Time: 7:00 PM  
Game Duration: 2:03  
Attendance: 12,949

Officials: Chuck Jones, Justin Porterfield, Anthony Eades

Presbyterian - 72

Record: 1-2

NO. Name	Min	FG	3P	FT	Rebounds	Fouls	TP	AS	TO	ST	Blocks	+/
14 Jaylen Peterson	F 18:30	2-4	0-0	0-0	3 4 7	0 2	4	0	1	0	1 0	-11
30 Kaleb Scott	F 18:36	1-2	0-0	0-2	1 2 3	5 1	2	0	0	1	0 0	-5
3 Kobe Stewart	G 37:31	9-16	1-6	1-2	3 1 4	1 2	20	3	1	3	0 0	-5
4 Kory Mincy	G 37:46	8-15	4-6	8-9	0 1 1	3 7	28	4	4	2	0 3	-9
10 Jamahri Harvey	G 18:08	0-4	0-2	1-2	0 0 0	2 1	1	0	2	0	0 0	-13
15 Jonah Pierce	25:33	4-6	0-0	0-0	5 5 10	4 1	8	2	4	1	0 0	-6
11 Quadir Pettaway	16:13	0-2	0-1	0-0	0 2 2	2 1	0	0	1	1	0 0	0
12 Carl Parrish	22:36	2-5	0-1	1-1	0 1 1	1 1	5	0	1	0	0 0	5
0 Iverson King	05:08	2-3	0-0	0-0	0 0 1	1 1	0	4	0	1	0 0	-1
Team					0 1 1		0	0				
Totals		28-57	5-16	11-16	12 18 30	19 16	72	10	15	7	1 3	-9

Technical Fouls: NONE

NC State - 81

Record: 2-0

NO. Name	Min	FG	3P	FT	Rebounds	Fouls	TP	AS	TO	ST	Blocks	+/
1 Brandon Huntley-Hatfield	F 20:35	5-6	0-0	1-3	2 5 7	1 4	11	1	0	0	0 0	12
3 Dontrez Styles	G 34:22	4-9	1-3	0-0	1 5 6	3 0	9	0	1	0	2 0	6
8 Jayden Taylor	G 32:35	7-14	2-7	3-4	1 0 1	1 5	19	2	5	5	1 1	9
10 Marcus Byrd	G 26:01	3-6	0-1	1-2	2 1 3	3 1	7	5	1	1	0 0	19
12 Michael O'Connell	G 31:59	4-7	2-4	1-2	1 2 3	2 3	11	8	1	1	0 0	25
4 Breon Pass	18:07	2-4	1-1	1-2	2 2 4	2 2	6	1	2	1	0 0	-6
7 Bryce Heard	06:54	0-0	0-0	0-0	0 0 0	1 0	0	0	0	0	0 0	-3
34 Ben Middlebrooks	19:25	6-7	1-1	3-4	0 1 1	1 2	16	1	0	3	0 0	-3
5 Trey Parker	09:00	0-3	0-2	0-0	1 1 2	1 1	0	0	2	1	0 0	-11
2 Paul McNeil, Jr.	01:02	0-0	0-0	2-2	0 0 0	1 1	2	0	0	0	0 0	-3
Team					0 2 2		0	0				
Totals		31-56	7-19	12-19	10 19 29	16 19	81	18	12	12	3 1	9

Technical Fouls: NONE

	PC	ST
Biggest lead	0 (1 <sup>st</sup> 20:00)	15 (2 <sup>nd</sup> 4:38)
Best Scoring Run	7 (1 <sup>st</sup> 12:29)	9 (1 <sup>st</sup> 4:21)
Lead Changes	0	
Times Tied	0	
Time with Lead	00:00	39:44

Points from Turnovers	PC	ST
Paint	42	48
Second Chance	17	12
Fast Breaks	11	27
Bench	17	24

Period by Period Scoring	1st	2nd	TOT
PC	31	41	72
ST	38	43	81

Technical Fouls: NONE

## Game 4 - Presbyterian 71, Wofford 68



Official Basketball Box Score - Final  
Wofford at Presbyterian  
11/13/24 Ross E. Templeton Center, Clinton  
2024-25 Men's Basketball

Game Time: 7:00 PM  
Game Duration: 1:58  
Attendance: 552

Officials: Sean Linberger, Jon Riggsbee, Kyle Luckie

Wofford - 68

Record: 1-2

No.	Name		Min	FG	3P	FT	Rebounds		Fouls	TP	AS	TO	ST	Blocks	B	+/	
				M-A	M-A	M-A	OR	DR	TOT	P							
14	Kyley Fiewlich	C	27:02	3-6	0-0	0-0	4	6	10	0	1	6	2	3	0	1	-1
0	Jackson Sivills	G	22:50	5-9	3-7	0-0	1	1	2	1	1	13	1	1	0	0	-1
2	Dillon Bailey	G	21:40	3-5	1-3	0-0	0	0	1	3	0	7	0	1	0	0	-4
5	Justin Bailey	G	29:37	4-8	1-3	1-1	0	4	4	2	1	10	2	1	3	0	1
10	Corey Tripp	G	32:13	4-11	2-7	5-6	0	3	3	3	5	15	6	1	1	0	3
32	Jeremy Lorenz		20:31	5-7	1-3	0-0	0	4	4	3	2	11	1	1	1	0	-4
30	Anthony Arrington		18:51	1-6	0-2	0-0	2	0	2	2	0	2	0	2	1	0	6
4	Luke Flynn		12:07	1-2	1-1	0-0	1	1	2	2	1	3	2	0	0	1	-3
11	Kahmare Holmes		07:05	0-1	0-1	1-2	0	0	0	1	2	1	0	1	0	1	-7
24	Bellai El Shakery		08:05	0-2	0-1	0-0	0	0	4	4	2	0	2	0	1	0	-5
Team																	
				28-67	9-25	17-22	1	3	4	20	0	1	1	0	1	0	-5

## Game 5 - Kennesaw State 85, Presbyterian 67



Official Basketball Box Score - Final  
**Presbyterian at Kennesaw St.**  
 11/16/24 KSU Convocation Center, Kennesaw  
 2024-25 Men's Basketball

Game Time: 11:00 AM  
 Game Duration: 2:02  
 Attendance: 1,136

Officials: Byron Jarrett, Garrick Shannon, Michael Wallace

Presbyterian - 67

Record: 2-3

NO.	Name	Min	FG	3P	FT	Rebounds	Fouls	TP	AS	TO	ST	Blocks	+/-
			M-A	M-A	M-A	OR DR TOT	PF FD					BS BA	
14	Jaylen Peterson	F 20:58	5-8	0-0	1-1	3 0 3	2 2	11	1	2	0	1	-18
15	Jonah Pierce	F 24:51	3-5	0-0	8-12	3 7 10	2 6	14	2	4	1	1	-14
3	Kobe Stewart	G 27:36	3-10	0-3	0-0	0 1 1	5 1	6	0	0	0	0	-23
4	Kory Mincy	G 27:03	2-9	1-2	3-3	0 1 1	2 2	8	3	2	3	0	-23
12	Carl Parrish	G 18:51	1-3	1-3	1-2	0 2 2	1 3	4	0	1	1	0	-21
0	Iverson King	18:18	0-0	0-0	3-6	1 2 3	1 3	3	0	1	1	0	-6
30	Kaleb Scott	16:22	4-6	0-0	2 0 2	5 2	2 3	4	0	1	1	0	-8
10	Jamahi Harvey	21:22	4-7	3-5	0-0	1 1 2	2 0	11	0	2	0	0	-5
11	Quadir Pettaway	12:57	0-1	0-0	0-0	2 2 0	0 0	4	1	0	0	1	5
7	Triston Wilson	11:42	0-0	0-0	2-2	0 1 1	5 1	2	0	0	0	0	-11
Team						2 3 5				0	0		
<b>Totals</b>			22-49	5-13	18-28	10 22 32	22 20	67	10	14	7	2	4 -18

Shooting By Period		
1st FG%	9-27	33.3%
3PT%	2-8	25.0%
FT%	7-10	70%
2nd FG%	13-22	59.1%
3PT%	3-5	60.0%
FT%	11-18	61.1%
GM FG%	22-49	44.9%
3PT%	5-13	38.5%
FT%	18-28	64.3%
Dead Ball Rebounds: 3, 1		

Technical Fouls: Stewart 2<sup>nd</sup> 8:37

Kennesaw St. - 85

Record: 3-1

NO.	Name	Min	FG	3P	FT	Rebounds	Fouls	TP	AS	TO	ST	Blocks	+/-
			M-A	M-A	M-A	OR DR TOT	PF FD					BS BA	
6	Frankquon Sherman	F 15:24	2-5	0-1	2-3	1 4 5	3 2	6	0	0	1	1	0 16
3	Andre Weir	G 10:36	1-1	0-0	0-0	1 0 1	1 3	2	2	0	1	0	0 5
5	Simson Cottle	G 30:30	5-7	5-6	12-12	1 0 1	1 6	27	4	3	2	0	0 34
10	Jamir Miller	G 29:56	1-5	0-2	2-4	0 5 5	2 3	4	1	1	0	1	0 16
14	Adrian Wooley	G 26:53	5-9	3-4	0-2	1 3 4	4 5	13	2	1	3	0	0 17
13	Braedan Lue	23:43	3-9	1-3	2-4	4 7 11	2 2	9	0	0	0	2	0 3
25	Rongie Gordon	28:15	3-6	0-0	4 3 7	1 0	6	2	0	1	0	1	0 17
1	Ricardo Wright	21:55	5-14	2-8	3-3	0 2 2	1 2	15	0	3	0	1	0 1
11	Delaney Heard	09:10	1-2	0-1	1-1	0 0 0	1 1	3	1	1	0	0	-5
0	Ramone Seals	01:26	0-0	0-0	0-0	0 0 0	1 0	0	0	0	0	0	-4
4	Mekhi Turner	01:09	0-0	0-0	0-0	0 0 0	1 0	0	0	0	0	0	-4
31	Charles Stone	00:34	0-0	0-0	0-0	0 0 0	0 0	0	0	0	0	0	-2
30	Dozie Onyirimba	00:29	0-0	0-0	0-0	0 0 0	0 0	0	0	0	0	0	-3
Team						1 0 1				0	1		
<b>Totals</b>			26-58	11-25	22-29	13 24 37	20 21	85	12	10	8	4	2 -18

Shooting By Period		
1st FG%	14-27	51.9%
3PT%	8-15	53.3%
FT%	10-14	71.4%
2nd FG%	12-31	38.7%
3PT%	3-10	30.0%
FT%	12-15	80%
GM FG%	26-58	44.8%
3PT%	11-25	44.0%
FT%	22-29	75.9%
Dead Ball Rebounds: 3, 0		

Technical Fouls: Team 1<sup>st</sup> 20:00

	PRE	KSU
<b>Biggest lead</b>	1 (1 <sup>st</sup> 20:00)	26 (2 <sup>nd</sup> 17:11)
<b>Best Scoring Run</b>	7 (2 <sup>nd</sup> 10:01)	11 (1 <sup>st</sup> 16:11)
<b>Lead Changes</b>	1	
<b>Times Tied</b>	1	
<b>Time with Lead</b>	00:11	39:49

Points from		PRE	KSU
Turnovers		9	21
Paint		34	30
Second Chance		12	17
Fast Breaks		8	13
Bench		24	33

Period by Period Scoring			
	1st	2nd	TOT
PRE	27	40	67
KSU	46	39	85

## Game 6 - Presbyterian 58, Stephen F. Austin 55 (OT)



Official Basketball Box Score - Final  
**Presbyterian at Stephen F. Austin**  
 11/21/24 William R. Johnson Coliseum, Nacogdoches  
 2024-25 Men's Basketball

Game Time: 6:30 PM  
 Game Duration: 2:27  
 Attendance: 1,469

Officials:

Presbyterian - 58

Record: 3-3

NO.	Name	Min	FG	3P	FT	Rebounds	Fouls	TP	AS	TO	ST	Blocks	+/-
			M-A	M-A	M-A	OR DR TOT	PF FD					BS BA	
14	Jaylen Peterson	F 30:31	0-1	0-0	2-2	2 4 6	2 1	2	0	2	0	0	0 4
15	Jonah Pierce	F 33:59	7-11	0-0	1-3	4 7 11	5 2	15	2	5	1	1	6
3	Kobe Stewart	G 40:11	2-13	1-5	4-6	1 5 6	3 3	9	2	2	0	1	0
4	Kory Mincy	G 32:44	4-13	1-6	2-3	0 2 2	2 4	11	1	6	3	0	-2
10	Jamahi Harvey	G 17:29	1-6	1-3	0-0	1 3 4	1 0	3	1	1	0	0	1 5
0	Iverson King	16:47	1-4	0-1	0-0	0 1 1	4 0	2	1	0	3	1	2 3
7	Triston Wilson	04:14	0-0	0-0	0-0	0 1 1	0 0	0	0	0	0	0	0 3
12	Carl Parrish	23:54	3-7	1-3	4-6	0 6 6	1 3	11	1	1	2	0	0 -2
30	Kaleb Scott	12:20	0-0	0-0	2-4	0 0 0	3 3	2	0	1	0	0	0 -7
11	Quadir Pettaway	12:51	1-6	1-5	0-0	0 0 0	0 0	3	0	1	1	0	0 5
Team						4 1 5				0	0		
<b>Totals</b>			19-61	5-23	15-24	12 30 42	21 16	58	8	19	10	3	5 -3

Shooting By Period		
1st FG%	9-31	29.0%
3PT%	3-14	21.4%
FT%	1-3	33.3%
2nd FG%	9-24	37.5%
3PT%	2-9	22.2%
FT%	10-15	66.7%
OT FG%	1-6	16.7%
3PT%	0-0	0.0%
FT%	4-6	66.7%
GM FG%	19-61	31.1%
3PT%	5-23	21.7%
FT%	15-24	62.5%
Dead Ball Rebounds: 6, 0		

Technical Fouls: NONE

Stephen F. Austin - 55

Record: 2-3

NO.	Name	Min	FG	3P	FT	Rebounds	Fouls	TP	AS	TO	ST	Blocks	+/-
			M-A	M-A	M-A	OR DR TOT	PF FD					BS BA	
11	Chrishawn Christmas	F 32:58	2-9	0-0	0-0	1 7 8	2 1	4	2	4	1	1	2 -5
22	Nana Antwi-Boasiako	F 33:44	1-6	0-4	6-14	1 5 6	4 9	8	2	1	0	1	0 -2
32	Juhlannei Stone	F 30:10	4-0	0-0	1-2	6 7 13	2 3	3	9	0	1	2	1 -8
0	Myles Jenkins	G 17:54	3-5	0-0	0-0	0 2 2	1 1	6	0	2	1	0	0 -13
1	Matt Hayman	G 27:54	5-10	1-4	1-3	1 2 3	3 2	12	0	3	2	0	0 -6
8	Keith Lamar	33:15	3-10	3-8	0-0	0 2 2	1 0	9	1	3	1	1	0 5
2	DaeVonn Scott	02:30	0-0	0-0	0-0	0 0 0	0 0	0	0	1	0	0	0 1
10	Dominic Pangonis	30:37	2-4	0-1	1-3	0 3 3	2 3	5	1	1	2	0	0 6
23	Clayton Southwick	06:17	1-2	0-0	0-0	0 0 0	0 1	2	1	0	1	0	0 4
13	Thierno Sylla	09:41	0-1	0-0	0-0	0 4 4	2 1	0	2	1	0	1	0 3
Team						4 1 5				0	4		
<b>Totals</b>			21-54	4-17	9-22	13 33 46	17 21	55	9	21	10	5	3 -3

Technical Fouls: Sylla 2<sup>nd</sup> 12:56

	PRE	SFA
<b>Biggest lead</b>	5 (1 <sup>st</sup> OT 0:05)	11 (1 <sup>st</sup> 1:14)
<b>Best Scoring Run</b>	11 (2 <sup>nd</sup> 16:14)	7 (1 <sup>st</sup> 5:10)
<b>Lead Changes</b>	5	
<b>Times Tied</b>	5	
<b>Time with Lead</b>	07:14	32:12

Points from		PRE	SFA
Turnovers		15	13
Paint		26	30
Second Chance		12	10
Fast Breaks		14	12
Bench		18	16

Period by Period Scoring				
	1st	2nd	OT1	TOT
PRE	22	30	6	58
SFA	30	22	3	55

## Game 7 - Presbyterian 67, Youngstown State 42



Official Basketball Box Score - Final  
**Presbyterian at Youngstown St.**  
 11/22/24 William R. Johnson Coliseum, Nacogdoches  
 2024-25 Men's Basketball

Game Time: 2:30 PM  
 Game Duration: 1:03  
 Attendance: 103

Officials: Andre Crawford, Danny Chance, Trenton Cheney

Presbyterian - 67

Record: 4-3

NO.	Name	Min	FG M-A	3P M-A	FT M-A	Rebounds OR DR TOT	Fouls PF FD	TP	AS	TO	ST	Blocks BS BA	+/-
14	Jaylen Peterson	F 19:55	0-2	0-0	0-2	0 3 3	3 1	0	2	1	1	1	2
15	Jonah Pierce	F 29:23	7-13	0-0	6-9	4 5 9	2 6	20	1	2	1	1	20
3	Kobe Stewart	G 36:48	4-9	1-2	2-2	0 8 8	0 1	11	1	1	3	1	0
4	Kory Mincy	G 28:03	5-11	2-5	0-0	0 1 1	2 1	12	2	1	2	0	22
10	Jamahi Harvey	G 29:27	0-3	0-1	0-0	0 3 3	1 1	0	1	2	0	1	0
12	Carl Parrish	11:28	1-2	1-1	0-0	0 1 1	1 0	3	1	1	0	0	15
30	Kaleb Scott	16:41	4-8	0-0	3-4	1 7 8	0 3	11	0	1	0	0	9
0	Iverson King	13:06	4-5	1-2	1-2	1 1 2	3 1	10	1	1	1	0	9
11	Quadir Pettaway	11:57	0-1	0-0	0-0	0 0 0	1 0	0	2	0	1	0	12
7	Triston Wilson	03:12	0-0	0-0	0-0	0 0 0	0 0	0	0	0	0	0	3
						0 0 0							
Team								0	1				
Totals			25-54	5-11	12-19	6 29 35	13 14	67	11	9	4	2	25

## Game 9 - Tennessee Tech 90, Presbyterian 75



Official Basketball Box Score - Final  
Presbyterian at Tennessee Tech  
11/27/24 Eblen Center, Cookeville, TN  
2024-25 Men's Basketball

Game Time: 1:00 PM  
Game Duration: 1:43  
Attendance: 642

Officials: John Dillon, Justin Dorris, Kyle Ray

Presbyterian - 75

Record: 5-4

NO.	Name	Min	FG M-A	3P M-A	FT M-A	Rebounds OR DR TOT	Fouls PF FD	TP	AS	TO	ST	Blocks BS BA	+/-
14	Jaylen Peterson	F 29:07	5-8	0-0	1-2	5	6	11	1	1	1	0	-13
30	Kaleb Scott	F 26:47	6-10	0-0	2-6	6	1	7	1	3	14	1	0
3	Kobe Stewart	G 34:32	3-14	1-4	0-0	0	4	4	1	0	7	6	0
4	Kory Mincy	G 26:15	4-12	3-7	0-0	0	4	4	0	1	11	1	-22
10	Jamahi Harvey	G 31:29	3-10	3-7	1-2	0	6	6	3	1	10	1	2
0	Iverson King	16:10	4-5	1-1	2-2	0	1	1	5	3	11	2	0
12	Carl Parrish	12:52	0-1	0-1	0-0	0	1	1	1	0	0	2	0
11	Quadir Pettaway	20:01	4-5	3-4	0-0	0	0	0	0	1	0	0	-13
5	Houston Jones	02:47	0-1	0-1	0-0	0	0	0	0	0	1	0	0
Team						1	1	2	0	0	0	0	
Totals			29-66	11-25	6-12	12	24	36	13	9	75	16	7

Technical Fouls: NONE

Shooting By Period		
1st FG%	12-33	36.4%
3PT%	2-11	18.2%
FT%	3-4	75%
2nd FG%	17-33	51.5%
3PT%	9-14	64.3%
FT%	3-8	37.5%
GM FG%	29-66	43.9%
3PT%	11-25	44.0%
FT%	6-12	50.0%

Dead Ball Rebounds: 3, 0

Tennessee Tech - 90

Record: 4-3

NO.	Name	Min	FG M-A	3P M-A	FT M-A	Rebounds OR DR TOT	Fouls PF FD	TP	AS	TO	ST	Blocks BS BA	+/-
0	Daniel Egbuniwe	F 25:21	5-13	2-7	4-4	2	4	6	3	2	16	2	2
5	Rodney Johnson Jr.	F 21:05	7-8	0-0	0-0	1	1	2	2	0	14	3	0
1	Mekhi Cameron	G 29:46	5-11	2-4	1-2	0	4	4	0	2	13	1	0
2	Kyle Layton	G 30:42	5-10	5-8	0-1	0	2	2	1	3	15	4	0
3	Jaylon Johnson	G 31:57	7-11	5-8	1-1	4	6	10	0	3	20	8	2
4	Ray Glasgow	19:32	1-7	0-1	2-2	0	4	4	1	2	4	1	0
8	Ola Ajiyoye	18:55	3-4	0-0	0-0	2	3	5	2	1	6	1	0
12	Matthew Sells	08:03	0-0	0-0	0-0	0	1	1	0	0	0	1	0
10	Grant Slaten	14:39	1-4	0-2	0-0	0	1	1	0	0	2	1	0
Team						2	2	4	0	0	2	0	
Totals			34-68	14-30	8-10	11	28	39	9	13	90	22	6

Technical Fouls: NONE

PC Tech		Points from		Turnovers		PC Tech		Period by Period Scoring	
Biggest lead	4 (1st 15:51)	26 (2nd 7:50)	10	4	1st	2nd	TOT	1st	2nd
Best Scoring Run	8 (2nd 14:29)	11 (1st 0:00)	Paint	34	34	45	45	90	
Lead Changes	5	Second Chance	15	18	PC	29	46	75	
Times Tied	3	Fast Breaks	3	10	Tech	45	45	90	
Time with Lead	07:29	30:31	Bench	22	12				

## Game 10 - Florida A&amp;M 66, Presbyterian 63



Official Basketball Box Score - Final  
Presbyterian at Florida A&M  
12/03/24 Al Lawson Center, Tallahassee  
2024-25 Men's Basketball

Game Time: 7:00 PM  
Game Duration: 1:59  
Attendance: 1,088

Officials:

Presbyterian - 63

Record: 5-5

NO.	Name	Min	FG M-A	3P M-A	FT M-A	Rebounds OR DR TOT	Fouls PF FD	TP	AS	TO	ST	Blocks BS BA	+/-
14	Jaylen Peterson	F 21:27	1-5	0-0	3-6	5	3	8	3	4	5	0	3
30	Kaleb Scott	F 34:57	4-9	0-0	1-4	6	7	13	3	3	9	0	4
3	Kobe Stewart	G 36:01	4-15	1-5	5-6	2	3	5	2	3	14	3	1
4	Kory Mincy	G 40:00	9-19	4-10	5-5	3	4	7	3	5	27	5	5
10	Jamahi Harvey	G 24:27	1-5	1-5	0-0	0	4	4	4	1	3	0	4
0	Iverson King	18:03	1-4	0-0	0-0	0	2	2	2	0	2	1	2
11	Quadir Pettaway	20:52	1-3	1-2	0-1	0	3	3	1	2	3	2	1
7	Triston Wilson	03:02	0-0	0-0	0-0	0	0	0	0	0	0	0	0
5	Houston Jones	01:11	0-0	0-0	0-0	0	0	0	0	0	0	0	0
Team						2	4	6	0	0	0	0	
Totals			21-60	7-22	14-22	18	30	48	18	18	63	11	20

Technical Fouls: NONE

Shooting By Period		
1st FG%	8-31	25.8%
3PT%	2-13	15.4%
FT%	4-7	57.1%
2nd FG%	13-29	44.8%
3PT%	5-9	55.6%
FT%	10-15	66.7%
GM FG%	21-60	35.0%
3PT%	7-22	31.8%
FT%	14-22	63.6%

Dead Ball Rebounds: 1, 0

Florida A&M - 66

Record: 2-5

NO.	Name	Min	FG M-A	3P M-A	FT M-A	Rebounds OR DR TOT	Fouls PF FD	TP	AS	TO	ST	Blocks BS BA	+/-
1	Roderick Coffee III	F 32:26	1-4	1-2	0-0	3	2	5	1	3	3	5	3
8	Shadrif O'Neal	F 15:25	2-6	0-1	0-0	2	2	4	2	0	4	0	1
24	Ja'Derrynus Eatmon	F 22:40	2-7	0-0	3-5	1	3	4	4	2	7	1	1
2	Jordan Chatman	G 32:21	2-4	1-3	3-4	0	6	6	1	3	8	2	0
5	Milton Matthews	G 27:14	5-14	3-11	0-0	0	2	2	4	1	13	0	1
4	Stirling Young	28:33	6-14	1-4	4-5	1	3	4	1	4	17	2	4
10	Kaleb Washington	02:07	0-1	0-0	0-0	0	0	0	0	0	0	0	0
20	Jamaine Charles	16:40	1-1	0-0	0-0	0	4	4	1	1	2	0	1
3	Trey Lewis	06:11	0-1	0-1	0-0	0	1	1	1	0	0	1	0
35	Saiyd Burnside	01:14	0-0	0-0	0-0	0	0	0	1	0	0	0	0
23	Jacobi Hendricks	15:09	3-7	1-2	5-6	1	2	3	2	4	12	0	1
Team						2	3	5	0	0	1	0	
Totals			22-59	7-24	15-20	10	28	38	18	18	66	11	13

Technical Fouls: NONE

PCU FAMU		Points from		Turnovers		PCU FAMU		Period by Period Scoring	
Biggest lead	2 (1st 9:17)	13 (2nd 8:47)	17	20	1st	2nd	TOT	1st	2nd
Best Scoring Run	9 (1st 9:17)	9 (1st 5:29)	Paint	22	26	32	41	63	
Lead Changes	4	Second Chance	11	10	PCU	22	41	63	
Times Tied	2	Fast Breaks	14	17	FAMU	32	34	66	
Time with Lead	00:48	33:57	Bench	5	31				

## Game 11 - Presbyterian 97, Columbia College 57



Official Basketball Box Score - Final  
Columbia (SC) at Presbyterian  
12/11/24 Ross E. Templeton Center, Clinton  
2024-25 Men's Basketball

Game Time: 12:00 PM  
Game Duration: 1:42  
Attendance: 583

Officials: Mark Schnur, Anthony Franklin, Ben Stirt

Columbia (SC) - 57

Record: 8-6

NO.	Name	Min	FG M-A	3P M-A	FT M-A	Rebounds OR DR TOT	Fouls PF FD	TP	AS	TO	ST	Blocks BS BA	+/-
1	Chandler O'Bannon	30:34	3-6	0-2	1-2	2	5	7	2	3	7	3	2
2	Thomas Whitley	24:51	5-13	3-7	2-2	0	2	2	3	1	15	1	0
15	AJ Vaught	31:03	2-11	1-3	3-4	0	1	1	0	4	8	0	5
22	Kendall Brasfield	27:22	4-9	0-1	1-2	0	1	1	2	1	9	2	2
41	Nakia Johnson	23:19	2-5	0-0	0-0	4	3	7	3	1	4	0	2
10	Mac Washington	09:15	1-3	0-1	0-0	0	1	1	0	0	2	0	1
12	Austin Harrell	18:58	1-4	1-4	0-0	1	1	2	1	1	3	1	2
24	James Munlyn	16:41	2-4	0-1	0-0	1	2	3	1	1	4	0	0
11	Alvaro Mendez	11:50	2-4	1-3	0-0	0	0	0	2	0	5	2	0
14	Zach Smith	03:43	0-2	0-1	0-0	0	0	0	0	0	0	0	0
4	Norman Haynes	02:24	0-0	0-0	0-0	0	1	1	0	0	0	0	0
Team						0	1	1	0	0	0	0	
Totals			22-61	8-23	7-10	8	18	26	14	12	57	9	14

Technical Fouls: NONE

Shooting By Period		
1st FG%	10-30	33.3%
3PT%	4-13	30.8%
FT%	3-4	75%
2nd FG%	12-31	38.7%
3PT%	2-10	20.0%
FT%	4-6	66.7%
GM FG%	22-61	36.1%
3PT%	6-23	26.1%
FT%	7-10	70.0%

Dead Ball Rebounds: 1, 0

Presbyterian - 97

Record: 6-5

NO.	Name	Min	FG M-A	3P M-A	FT M-A	Rebounds OR DR TOT	Fouls PF FD	TP	AS	TO	ST	Blocks BS BA	+/-
30	Kaleb Scott	F 20:39	3-7	0-0	2-2	1	7	8	1	2	8	0	0
3	Kobe Stewart	G 23:16	9-12	1-2	2-2	2	2	4	0	2	21	4	1
4	Kory Mincy	G 27:47	6-9	1-3	1-1	2	3	5	2	2	14	6	3
10	Jamahi Harvey	G 23:49	6-10	5-9	0-0	0	3	3	1	0	17	3	2
12	Carl Parrish	G 31:05	5-9	2-5	0-0	0	4	4	2	0	12	7	1
0	Iverson King	20:09	1-2	0-0	1-3	1	2	3	2	3	2	0	1
14	Jaylen Peterson	19:21	4-6	0-0	3-4	4	8	12	0	3	11	0	1
7	Triston Wilson	16:44	1-5	0-3	2-2	0	2	2	2	1	4	3	2
5	Houston Jones	13:02	2-3	2-3	1-2	0	0	0	2	1	7	0	1
1	Luke Allison	04:08	0-0	0-0	0-0	0	0	0	0	0	0	0	0
Team						1	2	3	0	0	0	0	
Totals			37-63	11-25	12-16	11	33	44	12	14	97	25	11

Technical Fouls: NONE

Shooting By Period		
1st FG%	22-37	59.5%
3PT%	7-17	41.2%
FT%	4-4	100%
2nd FG%	15-26	57.7%
3PT%	4-6	50.0%
FT%	8-12	66.7%
GM FG%	37-63	58.7%
3PT%	11-25	44.0%
FT%	12-16	75.0%

Dead Ball Rebounds: 1, 0





# 2024-25 Presbyterian Men's Basketball Combined Team Statistics All games

Page 1/1  
as of Dec 11, 2024

## Game Records

Record	Overall	Home	Away	Neutral
ALL GAMES	6-5	3-0	1-5	2-0
CONFERENCE	0-0	0-0	0-0	0-0
NON-CONFERENCE	6-5	3-0	1-5	2-0

## Score by Periods

Team	1st	2nd	OT	TOT
Presbyterian	371	463	6	840
Opponents	379	356	3	738

## Team Box Score

No.	Player				Total		3-Point		F-Throw		Rebounds															
		GP-GS	MIN	AVG	FG-FGA	FG%	3FG-3FGA	3FG%	FT-FTA	FT%	OFF	DEF	TOT	AVG	PF	DQ	A	TO	BLK	STL	PTS	AVG				
4	MINCY, Kory	11-11	349:14	31.7	52-127	.409	26-64	.406	35-40	.875	7	28	35	3.2	22	0	48	32	0	21	165	15.0				
3	STEWART, Kobe	11-11	352:21	32.0	59-135	.437	18-49	.367	22-30	.733	12	39	51	4.6	20	1	29	11	3	12	158	14.4				
15	PIERCE, Jonah	8-5	195:52	24.5	41-61	.672	0-0	.000	23-39	.590	25	32	57	7.1	23	1	13	24	9	5	105	13.1				
10	HARVEY, Jamahri	10-9	250:34	25.1	27-76	.355	19-49	.388	2-4	.500	2	24	26	2.6	23	0	9	16	1	5	75	7.5				
30	SCOTT, Kaleb	11-6	236:05	21.5	34-59	.576	0-0	.000	11-31	.355	22	37	59	5.4	20	1	5	12	3	6	79	7.2				
12	PARRISH, Carl	10-3	195:54	19.6	25-53	.472	11-28	.393	8-11	.727	0	21	21	2.1	12	0	12	7	0	7	69	6.9				
14	PETERSON, Jaylen	11-10	248:14	22.6	29-53	.547	0-0	.000	14-22	.636	33	49	82	7.5	16	0	7	15	16	4	72	6.5				
0	KING, Iverson	11-0	161:15	14.7	23-37	.622	4-7	.571	11-19	.579	5	17	22	2.0	21	1	10	5	3	13	61	5.5				
11	PETTAWAY, Quadir	10-0	139:57	14.0	10-27	.370	7-16	.438	3-4	.750	0	12	12	1.2	10	0	17	5	0	2	30	3.0				
1	ALLISON, Luke	2-0	06:50	3.4	1-2	.500	1-1	1.000	2-2	1.000	1	0	1	0.5	0	0	0	0	0	0	5	2.5				
5	JONES, Houston	4-0	31:59	8.0	3-9	.333	2-7	.286	1-2	.500	0	2	2	0.5	2	0	2	2	0	2	9	2.3				
7	WILSON, Triston	8-0	56:45	7.1	4-9	.444	0-3	.000	4-4	1.000	0	6	6	0.8	10	1	4	2	0	2	12	1.5				
Team											16	17	33					3								
Total		11	2225		308-648	.475	88-224	.393	136-208	.654	123	284	407	37.0	179	5	156	134	35	79	840	76.4				
Opponents		11	2225		265-631	.420	84-254	.331	124-187	.663	110	250	360	32.7	168	0	139	141	37	86	738	67.1				

## Team Statistics

	PRESB	OPP
<b>Scoring</b>	<b>840</b>	<b>738</b>
Points per game	76.4	67.1
Scoring margin	+9.3	-
<b>Field goals-att</b>	<b>308-648</b>	<b>265-631</b>
Field goal pct	.475	.420
<b>3 point fg-att</b>	<b>88-224</b>	<b>84-254</b>
3-point FG pct	.393	.331
3-pt FG made per game	8.0	7.6
<b>Free throws-att</b>	<b>136-208</b>	<b>124-187</b>
Free throw pct	.654	.663
F-Throws made per game	12.4	11.3
<b>Rebounds</b>	<b>407</b>	<b>360</b>
Rebounds per game	37.0	32.7
Rebounding margin	+4.3	-
<b>Assists</b>	<b>156</b>	<b>139</b>
Assists per game	14.2	12.6
<b>Turnovers</b>	<b>134</b>	<b>141</b>
Turnovers per game	12.2	12.8
Turnover margin	+0.6	-
Assist/turnover ratio	1.2	1.0
<b>Steals</b>	<b>79</b>	<b>86</b>
Steals per game	7.2	7.8
<b>Blocks</b>	<b>35</b>	<b>37</b>
Blocks per game	3.2	3.4
<b>Winning streak</b>	<b>1</b>	<b>-</b>
Home win streak	3	-
<b>Attendance</b>	<b>1489</b>	<b>20627</b>
Home games-Avg/Game	3-496	6-3438
Neutral site-Avg/Game	-	2-103

## Team Results

Date	Opponent		Score	Att.
11/04/2024	at Charlotte	L	79-88	3343
11/06/2024	Carolina Christian	W	120-45	354
11/08/2024	at NC State	L	72-81	12949
11/13/2024	Wofford	W	71-68	552
11/16/2024	at Kennesaw St.	L	67-85	1136
11/21/2024	at SFA	Wot	58-55	1469
11/22/2024	vs Youngstown St.	W	67-42	103
11/23/2024	vs Monmouth	W	71-61	103
11/27/2024	at Tennessee Tech	L	75-90	642
12/03/2024	at Florida A&M	L	63-66	1088
12/11/2024	Columbia (SC)	W	97-57	583



2024-25 Presbyterian Men's Basketball  
Team High/Low Analysis  
All games

Page 1/4  
as of Dec 11, 2024

Presbyterian - Game Highs

POINTS	120		Carolina Christian (11/06/2024)
	97		Columbia (SC) (12/11/2024)
	79		at Charlotte (11/04/2024)
	75		at Tennessee Tech (11/27/2024)
	72		at NC State (11/08/2024)
FIELD GOALS MADE	43		Carolina Christian (11/06/2024)
	37		Columbia (SC) (12/11/2024)
FIELD GOAL ATTEMPTS	69		Carolina Christian (11/06/2024)
	66		at Tennessee Tech (11/27/2024)
FIELD GOAL PERCENTAGE	.623	(43-69)	Carolina Christian (11/06/2024)
	.587	(37-63)	Columbia (SC) (12/11/2024)
3 PT FG MADE	11		Columbia (SC) (12/11/2024)
	11		at Tennessee Tech (11/27/2024)
	11		Carolina Christian (11/06/2024)
3 PT FG ATTEMPTS	26		Carolina Christian (11/06/2024)
	25		Columbia (SC) (12/11/2024)
	25		at Tennessee Tech (11/27/2024)
3 PT FG PERCENTAGE	.500	(9-18)	Wofford (11/13/2024)
	.455	(5-11)	vs Youngstown St. (N) (11/22/2024)
FREE THROWS MADE	23		Carolina Christian (11/06/2024)
	18		at Kennesaw St. (11/16/2024)
FREE THROW ATTEMPTS	29		Carolina Christian (11/06/2024)
	28		at Kennesaw St. (11/16/2024)
FREE THROW PERCENTAGE	.793	(23-29)	Carolina Christian (11/06/2024)
	.750	(12-16)	Columbia (SC) (12/11/2024)
REBOUNDS	49		Carolina Christian (11/06/2024)
	48		at Florida A&M (12/03/2024)
ASSISTS	25		Columbia (SC) (12/11/2024)
	22		Carolina Christian (11/06/2024)
STEALS	14		Carolina Christian (11/06/2024)
	10		Columbia (SC) (12/11/2024)
	10		at SFA (11/21/2024)
BLOCKED SHOTS	6		Carolina Christian (11/06/2024)
	5		Columbia (SC) (12/11/2024)
TURNOVERS	20		at Florida A&M (12/03/2024)
	19		at SFA (11/21/2024)
FOULS	22		at Kennesaw St. (11/16/2024)
	21		at SFA (11/21/2024)



2024-25 Presbyterian Men's Basketball  
Team High/Low Analysis  
All games

Page 2/4  
as of Dec 11, 2024

Opponent - Game Highs

POINTS	90		at Tennessee Tech (11/27/2024)
	88		at Charlotte (11/04/2024)
	85		at Kennesaw St. (11/16/2024)
	81		at NC State (11/08/2024)
	68		Wofford (11/13/2024)
FIELD GOALS MADE	34		at Tennessee Tech (11/27/2024)
	31		at NC State (11/08/2024)
	31		at Charlotte (11/04/2024)
FIELD GOAL ATTEMPTS	68		at Tennessee Tech (11/27/2024)
	61		Columbia (SC) (12/11/2024)
FIELD GOAL PERCENTAGE	.574	(31-54)	at Charlotte (11/04/2024)
	.554	(31-56)	at NC State (11/08/2024)
3 PT FG MADE	14		at Tennessee Tech (11/27/2024)
	11		at Kennesaw St. (11/16/2024)
	11		at Charlotte (11/04/2024)
3 PT FG ATTEMPTS	30		at Tennessee Tech (11/27/2024)
	28		Wofford (11/13/2024)
3 PT FG PERCENTAGE	.500	(11-22)	at Charlotte (11/04/2024)
	.467	(14-30)	at Tennessee Tech (11/27/2024)
FREE THROWS MADE	22		at Kennesaw St. (11/16/2024)
	17		vs Monmouth (N) (11/23/2024)
FREE THROW ATTEMPTS	29		at Kennesaw St. (11/16/2024)
	24		vs Monmouth (N) (11/23/2024)
FREE THROW PERCENTAGE	.800	(8-10)	at Tennessee Tech (11/27/2024)
	.789	(15-19)	at Charlotte (11/04/2024)
REBOUNDS	46		at SFA (11/21/2024)
	39		at Tennessee Tech (11/27/2024)
ASSISTS	22		at Tennessee Tech (11/27/2024)
	20		at Charlotte (11/04/2024)
STEALS	12		at Florida A&M (12/03/2024)
	12		at NC State (11/08/2024)
BLOCKED SHOTS	8		at Florida A&M (12/03/2024)
	5		at Tennessee Tech (11/27/2024)
	5		at SFA (11/21/2024)
TURNOVERS	21		at SFA (11/21/2024)
	19		Carolina Christian (11/06/2024)
FOULS	20		at Kennesaw St. (11/16/2024)
	19		Wofford (11/13/2024)



2024-25 Presbyterian Men's Basketball  
Team High/Low Analysis  
All games

Page 3/4  
as of Dec 11, 2024

Presbyterian - Game Lows

POINTS	58		at SFA (11/21/2024)
	63		at Florida A&M (12/03/2024)
	67		vs Youngstown St. (N) (11/22/2024)
	67		at Kennesaw St. (11/16/2024)
	71		vs Monmouth (N) (11/23/2024)
	71		Wofford (11/13/2024)
FIELD GOALS MADE	19		at SFA (11/21/2024)
	21		at Florida A&M (12/03/2024)
FIELD GOAL ATTEMPTS	49		at Kennesaw St. (11/16/2024)
	52		Wofford (11/13/2024)
FIELD GOAL PERCENTAGE	.311	(19-61)	at SFA (11/21/2024)
	.350	(21-60)	at Florida A&M (12/03/2024)
3 PT FG MADE	5		vs Youngstown St. (N) (11/22/2024)
	5		at SFA (11/21/2024)
	5		at Kennesaw St. (11/16/2024)
	5		at NC State (11/08/2024)
3 PT FG ATTEMPTS	11		vs Youngstown St. (N) (11/22/2024)
	13		at Kennesaw St. (11/16/2024)
3 PT FG PERCENTAGE	.217	(5-23)	at SFA (11/21/2024)
	.313	(5-16)	at NC State (11/08/2024)
FREE THROWS MADE	6		at Tennessee Tech (11/27/2024)
	6		at Charlotte (11/04/2024)
FREE THROW ATTEMPTS	10		at Charlotte (11/04/2024)
	11		vs Monmouth (N) (11/23/2024)
FREE THROW PERCENTAGE	.500	(6-12)	at Tennessee Tech (11/27/2024)
	.571	(12-21)	Wofford (11/13/2024)
REBOUNDS	28		Wofford (11/13/2024)
	30		at NC State (11/08/2024)
ASSISTS	8		at SFA (11/21/2024)
	10		at Kennesaw St. (11/16/2024)
	10		at NC State (11/08/2024)
STEALS	2		at Tennessee Tech (11/27/2024)
	2		Wofford (11/13/2024)
BLOCKED SHOTS	1		at Tennessee Tech (11/27/2024)
	1		at NC State (11/08/2024)
TURNOVERS	7		at Tennessee Tech (11/27/2024)
	7		Carolina Christian (11/06/2024)
FOULS	12		Columbia (SC) (12/11/2024)
	13		at Tennessee Tech (11/27/2024)
	13		vs Youngstown St. (N) (11/22/2024)
	13		Wofford (11/13/2024)





2024-25 Presbyterian Men's Basketball  
Team High/Low Analysis  
All games

Page 4/4  
as of Dec 11, 2024

Opponent - Game Lows

POINTS	42		vs Youngstown St. (N) (11/22/2024)
	45		Carolina Christian (11/06/2024)
	55		at SFA (11/21/2024)
	57		Columbia (SC) (12/11/2024)
	61		vs Monmouth (N) (11/23/2024)
FIELD GOALS MADE	16		vs Youngstown St. (N) (11/22/2024)
	17		Carolina Christian (11/06/2024)
FIELD GOAL ATTEMPTS	45		vs Monmouth (N) (11/23/2024)
	54		at SFA (11/21/2024)
	54		at Charlotte (11/04/2024)
FIELD GOAL PERCENTAGE	.271	(16-59)	vs Youngstown St. (N) (11/22/2024)
	.283	(17-60)	Carolina Christian (11/06/2024)
3 PT FG MADE	3		Carolina Christian (11/06/2024)
	4		at SFA (11/21/2024)
3 PT FG ATTEMPTS	17		vs Monmouth (N) (11/23/2024)
	17		at SFA (11/21/2024)
3 PT FG PERCENTAGE	.136	(3-22)	Carolina Christian (11/06/2024)
	.222	(6-27)	vs Youngstown St. (N) (11/22/2024)
FREE THROWS MADE	4		vs Youngstown St. (N) (11/22/2024)
	7		Columbia (SC) (12/11/2024)
	7		Wofford (11/13/2024)
FREE THROW ATTEMPTS	9		vs Youngstown St. (N) (11/22/2024)
	9		Wofford (11/13/2024)
FREE THROW PERCENTAGE	.409	(9-22)	at SFA (11/21/2024)
	.444	(4-9)	vs Youngstown St. (N) (11/22/2024)
REBOUNDS	21		at Charlotte (11/04/2024)
	26		Columbia (SC) (12/11/2024)
ASSISTS	7		vs Youngstown St. (N) (11/22/2024)
	7		Carolina Christian (11/06/2024)
STEALS	4		Carolina Christian (11/06/2024)
	6		at Tennessee Tech (11/27/2024)
	6		vs Youngstown St. (N) (11/22/2024)
	6		at Charlotte (11/04/2024)
BLOCKED SHOTS	0		at Charlotte (11/04/2024)
	1		Carolina Christian (11/06/2024)
TURNOVERS	5		at Charlotte (11/04/2024)
	6		at Tennessee Tech (11/27/2024)
FOULS	9		at Tennessee Tech (11/27/2024)
	9		at Charlotte (11/04/2024)



2024-25 Presbyterian Men's Basketball  
Player Highs Analysis  
All games

Page 1/2  
as of Dec 11, 2024

Presbyterian - Individual Game Highs

POINTS	28		Kory Mincy at NC State (11/08/2024)
	27		Kory Mincy at Florida A&M (12/03/2024)
	26		Kobe Stewart vs Wofford (11/13/2024)
	22		Jonah Pierce at Charlotte (11/04/2024)
	21		Kobe Stewart vs Columbia (SC) (12/11/2024)
FIELD GOALS MADE	11		Jonah Pierce at Charlotte (11/04/2024)
	9		Kobe Stewart vs Columbia (SC) (12/11/2024)
	9		Kory Mincy at Florida A&M (12/03/2024)
	9		Kobe Stewart at NC State (11/08/2024)
FIELD GOAL ATTEMPTS	19		Kory Mincy at Florida A&M (12/03/2024)
	16		Kobe Stewart at NC State (11/08/2024)
FIELD GOAL PERCENTAGE (min 5 made)	1.000	(11-11)	Jonah Pierce at Charlotte (11/04/2024)
	1.000	(5-5)	Jonah Pierce vs Carolina Christian (11/06/2024)
3 PT FG MADE	6		Kobe Stewart vs Wofford (11/13/2024)
	5		Jamahri Harvey vs Columbia (SC) (12/11/2024)
3 PT FG ATTEMPTS	10		Kory Mincy at Florida A&M (12/03/2024)
	9		Jamahri Harvey vs Columbia (SC) (12/11/2024)
	9		Jamahri Harvey vs Monmouth (N) (11/23/2024)
3 PT FG PERCENTAGE (min 2 made)	1.000	(2-2)	Carl Parrish at Charlotte (11/04/2024)
	.857	(6-7)	Kobe Stewart vs Wofford (11/13/2024)
FREE THROWS MADE	8		Jonah Pierce at Kennesaw St. (11/16/2024)
	8		Kory Mincy at NC State (11/08/2024)
FREE THROW ATTEMPTS	12		Jonah Pierce at Kennesaw St. (11/16/2024)
	11		Jonah Pierce vs Carolina Christian (11/06/2024)
FREE THROW PERCENTAGE (min 3 made)	1.000	(5-5)	Kory Mincy at Florida A&M (12/03/2024)
	1.000	(4-4)	Kobe Stewart vs Carolina Christian (11/06/2024)
	1.000	(3-3)	Kory Mincy at Kennesaw St. (11/16/2024)
REBOUNDS	13		Kaleb Scott at Florida A&M (12/03/2024)
	12		Jaylen Peterson vs Columbia (SC) (12/11/2024)
	12		Jaylen Peterson vs Monmouth (N) (11/23/2024)
ASSISTS	10		Kory Mincy vs Carolina Christian (11/06/2024)
	10		Kory Mincy at Charlotte (11/04/2024)
STEALS	5		Kory Mincy at Florida A&M (12/03/2024)
	4		Iverson King vs Carolina Christian (11/06/2024)
BLOCKED SHOTS	4		Jaylen Peterson vs Carolina Christian (11/06/2024)
	2		Jaylen Peterson vs Columbia (SC) (12/11/2024)
	2		Jaylen Peterson at Florida A&M (12/03/2024)
	2		Jaylen Peterson vs Monmouth (N) (11/23/2024)
	2		Jonah Pierce vs Wofford (11/13/2024)
	2		Jonah Pierce vs Carolina Christian (11/06/2024)
	2		Jonah Pierce at Charlotte (11/04/2024)
	2		Jaylen Peterson at Charlotte (11/04/2024)
TURNOVERS	6		Kory Mincy at SFA (11/21/2024)
	5		Kory Mincy at Florida A&M (12/03/2024)
	5		Kobe Stewart vs Monmouth (N) (11/23/2024)
	5		Jonah Pierce at SFA (11/21/2024)
FOULS	5		Iverson King at Tennessee Tech (11/27/2024)
	5		Jonah Pierce at SFA (11/21/2024)
	5		Kobe Stewart at Kennesaw St. (11/16/2024)
	5		Triston Wilson at Kennesaw St. (11/16/2024)
	5		Kaleb Scott at NC State (11/08/2024)



2024-25 Presbyterian Men's Basketball  
Player Highs Analysis  
All games

Page 2/2  
as of Dec 11, 2024

Opponent - Individual Game Highs

POINTS	27		Simeon Cottle at Kennesaw St. (11/16/2024)
	25		Jack Collins vs Monmouth (N) (11/23/2024)
	20		Jaylon Johnson at Tennessee Tech (11/27/2024)
	19		Jayden Taylor at NC State (11/08/2024)
	18		Robert Braswell at Charlotte (11/04/2024)
	18		Jaeshon Thomas at Charlotte (11/04/2024)
FIELD GOALS MADE	8		Jack Collins vs Monmouth (N) (11/23/2024)
	7		Jaylon Johnson at Tennessee Tech (11/27/2024)
	7		Rodney Johnson Jr. at Tennessee Tech (11/27/2024)
	7		Jayden Taylor at NC State (11/08/2024)
FIELD GOAL ATTEMPTS	20		Dyshun Smith vs Carolina Christian (11/06/2024)
	17		Jack Collins vs Monmouth (N) (11/23/2024)
FIELD GOAL PERCENTAGE (min 5 made)	.875	(7-8)	Rodney Johnson Jr. at Tennessee Tech (11/27/2024)
	.857	(6-7)	Ben Middlebrooks at NC State (11/08/2024)
3 PT FG MADE	5		Jaylon Johnson at Tennessee Tech (11/27/2024)
	5		Kyle Layton at Tennessee Tech (11/27/2024)
	5		Simeon Cottle at Kennesaw St. (11/16/2024)
	5		Robert Braswell at Charlotte (11/04/2024)
3 PT FG ATTEMPTS	11		Milton Matthews at Florida A&M (12/03/2024)
	11		Jack Collins vs Monmouth (N) (11/23/2024)
3 PT FG PERCENTAGE (min 2 made)	.833	(5-6)	Simeon Cottle at Kennesaw St. (11/16/2024)
	.833	(5-6)	Robert Braswell at Charlotte (11/04/2024)
FREE THROWS MADE	12		Simeon Cottle at Kennesaw St. (11/16/2024)
	6		Nana Antwi-Boasiako at SFA (11/21/2024)
	6		Giancarlo Rosado at Charlotte (11/04/2024)
FREE THROW ATTEMPTS	14		Nana Antwi-Boasiako at SFA (11/21/2024)
	12		Simeon Cottle at Kennesaw St. (11/16/2024)
FREE THROW PERCENTAGE (min 3 made)	1.000	(12-12)	Simeon Cottle at Kennesaw St. (11/16/2024)
	1.000	(6-6)	Giancarlo Rosado at Charlotte (11/04/2024)
	1.000	(4-4)	Daniel Egbuniwe at Tennessee Tech (11/27/2024)
	1.000	(4-4)	Abdi Bashir Jr. vs Monmouth (N) (11/23/2024)
	1.000	(3-3)	Madison Durr vs Monmouth (N) (11/23/2024)
	1.000	(3-3)	Ricardo Wright at Kennesaw St. (11/16/2024)
REBOUNDS	13		Juhlawnei Stone at SFA (11/21/2024)
	11		Braedan Lue at Kennesaw St. (11/16/2024)
ASSISTS	8		Jaylon Johnson at Tennessee Tech (11/27/2024)
	8		Michael O'Connell at NC State (11/08/2024)
STEALS	5		Jayden Taylor at NC State (11/08/2024)
	3		Jordan Chatman at Florida A&M (12/03/2024)
	3		Roderick Coffee III at Florida A&M (12/03/2024)
	3		EJ Farmer vs Youngstown St. (N) (11/22/2024)
	3		Adrian Wooley at Kennesaw St. (11/16/2024)
	3		Justin Bailey vs Wofford (11/13/2024)
	3		Ben Middlebrooks at NC State (11/08/2024)
BLOCKED SHOTS	3		Ja'Derryus Eatmon at Florida A&M (12/03/2024)
	3		Jamine Charles at Florida A&M (12/03/2024)
TURNOVERS	7		Robert Murdock vs Carolina Christian (11/06/2024)
	5		AJ Vaught vs Columbia (SC) (12/11/2024)
	5		Jayden Taylor at NC State (11/08/2024)
FOULS	4		Milton Matthews at Florida A&M (12/03/2024)
	4		Ja'Derryus Eatmon at Florida A&M (12/03/2024)
	4		Nana Antwi-Boasiako at SFA (11/21/2024)
	4		Adrian Wooley at Kennesaw St. (11/16/2024)
	4		Dyshun Smith vs Carolina Christian (11/06/2024)