



GAME 16

Wake Forest

2024-25 MEN'S BASKETBALL



WAKE FOREST DEMON DEACONS

11-4 | 3-1 ACC

Head Coach: Steve Forbes
Record at Wake Forest: 82-58; Fifth Season
Career Record: 380-162; 17th Season
Last Game: W, 77-59 vs NC State

VS

Miami Hurricanes

4-11 | 0-4 ACC

Head Coach: Bill Courtney
Record at Miami: 0-2; Interim
Career Record: 60-115; 7th Season
Last Game: L, 80-65 vs Florida State

JAN. 11, 2025 - 5:15P.M. - WATSCO CENTER

TV - THE CW - THOM BRENNAMAN AND BRIAN OLIVER

RADIO - WAKE FOREST SPORTS NETWORK FROM LEARFIELD - STAN COTTEN AND MARK 'DINGER' FREIDINGER



Quick Comparison - 2024-25

69.1	PPG	77.5
.436	FG%	.477
.282	3FG%	.317
34.3	RPG	33.5



Top Headlines

The Forbes Era

Since the start of the 2021-22 season, Wake Forest holds the fourth most total wins in the ACC:

Rank	Team	Total Wins
1	Duke	99
2	North Carolina	88
3	Virginia	77
T4	Wake Forest	76
T4	Clemson	76
5	Miami	74

The Road to 10-0

Wake Forest is currently 8-0 at home, with the Deacs having started 10-0 or better each of the past three seasons. Wins over Stanford and North Carolina over the next two weeks would secure the Deacs' 4th consecutive season starting 10-0 at home.

Wake Forest is one of just three ACC teams unbeaten at home this season, joining Duke (9-0) and Pitt (9-0).

Demon Deacon Defense

The Deacs' defense has proved to be one of the toughest in the country, with Wake holding opponents to just 38.5 percent from the field, second-best in the ACC (behind only No. 4 Duke) and 9th among major conferences. Additionally, the team's total of 118 steals ranks 3rd in the ACC and 28th among major conferences. The Deacs also force teams to an average of 14.5 turnovers per game, 2nd in the ACC and 17th among major conferences. Wake Forest holds opponents to an average of 64.9 ppg, third-best in the league and 16th among major conferences.

Shooting Sallis

Hunter Sallis is one of just two active ACC student-athletes with over 300 field-goals made in his Wake Forest career, knocking down 324 shots since joining the Demon Deacons a season ago. His 47.6 FG percentage during that time is tops among those with 300 or more made field goals:

Name	School	FG Made/Attempted	FG%
Hunter Sallis	Wake Forest	324/680	47.6
RJ Davis	North Carolina	353/848	41.6

Boards on Boards on Boards

Tre'Von Spillers has quickly established himself as one of the top rebounders in the ACC, with 136 total on the season and 91 per game, as both rank 3rd in the ACC:

Name	School	RPG	Total
Maxime Raynaud	Stanford	11.6	174
Ian Schiefflin	Clemson	10.7	171
Tre'Von Spillers	Wake Forest	9.1	136
Cooper Flagg	Duke	8.5	127

Every Minute Counts

Wake Forest is one of two schools (Clemson) to have three players in the top 15 in the league in minutes played, with all averaging over 32.5 minutes a contest:

Hunter Sallis - 2nd in ACC with 35.3 mpg | Cameron Hildreth - 14th in ACC with 33.2 mpg | Tre'Von Spillers - 15th in ACC with 32.9 mpg

WAKE FOREST MOST RECENT STARTERS

#	Name	Pos.	Ht.	Wt.	Cl.	Min./G	Pts./G	Notes
23	Hunter Sallis	G	6-5	195	Sr.	35.4	18.3	4th in ACC in scoring
6	Cameron Hildreth	G	6-4	195	Sr.	33.2	12.4	Top 11 in ACC with 3.5 assists per game
8	Ty-Laur Johnson	G	6-0	170	So.	16.2	4.3	Made first start of the season at Syracuse
25	Tre'Von Spillers	F	6-7	215	Sr.	32.9	9.7	3rd in ACC averaging 9.1 rebounds per game
4	Efton Reid III	C	7-0	250	Sr.	27.4	7.5	Top 15 in the ACC in blocks with 15 in 14 games

NOVEMBER

4	Coppin State	W, 64-49
7	North Carolina A&T	W, 80-64
10	vs. Michigan	W, 72-70
13	USC Upstate	W, 85-80
16	at Xavier	L, 75-60
19	Western Carolina	W, 82-69
23	Detroit Mercy	W, 67-57
28	vs No. 18 Florida ^	L, 75-58
29	vs Minnesota ^	W, 57-51

DECEMBER

3	at No. 22 Texas A&M #	L, 57-44
7	Boston College*	W, 72-66
17	James Madison	W, 75-58
21	at Clemson*	L, 73-62
31	at Syracuse*	W, 81-71

JANUARY

4	NC State*	W, 77-59
11	at Miami*	5:15 p.m.
15	Stanford*	6:30 p.m.
18	at Virginia Tech*	2 p.m.
21	North Carolina*	9 p.m.
25	Duke*	4:30 p.m.
28	at Louisville*	7 p.m.

FEBRUARY

1	Pittsburgh*	12 p.m.
5	at Stanford*	11 p.m.
8	at California*	5 p.m.
12	Florida State*	7 p.m.
15	at SMU*	6 p.m.
22	at NC State*	2 p.m.
26	Virginia*	9 p.m.

MARCH

1	Notre Dame*	5:30 p.m.
3	at Duke*	7 p.m.
8	Georgia Tech*	12 p.m.

^ - ESPN Events Invitational

+ - ACC/SEC Challenge

* - ACC Game

! - ACC Tournament

QUICK FACTS

UNIVERSITY QUICK FACTS

Location	Winston-Salem, NC 27109
Founded	1834 in Wake Forest, NC
Enrollment	5,033 undergraduate
Affiliation	NCAA Division I
Conference	Atlantic Coast
Colors	Old Gold & Black
President	Dr. Susan R. Went
Faculty Athletic Rep.	Dr. Peter Brubaker
Athletic Director	John Currie
Athletic Department Phone	(336) 758-4620
Ticket Office Phone	(888) 758-DEAC

ARENA INFORMATION

Arena	Lawrence Joel Veterans Memorial Coliseum
Capacity	12,800
Opened	1989-90
Record in Facility	396-131

PROGRAM HISTORY

Years of Basketball	117th
First Season of Basketball	1906
All-Time Head Coaches	23
All-Time Record	1,620-1,297
Winning Seasons	69
20+ Win Seasons	23
All-Time ACC Record	479-579
ACC Championships	4 (1961, '62, '95, '96)
Winning ACC Seasons	25
NCAA Tournament Appearances (Last)	23 (2017)
NCAA Tournament Record	28-23
NCAA Sweet 16's	10
NCAA Elite Eight	7
NCAA Final Four	1 (1962)
NIT Appearances (Last)	8 (2024)
NIT Record	13-7
NIT Championships	1 (2000)

COACHING STAFF

Head Coach	Steve Forbes
Alma Mater, Year	Southern Arkansas '88
Record at Wake Forest	71-44
Record Overall	369-158
Assistant Coach	Matt Woodley
Years at WFU/Alma Mater	5th/Drake '00
Assistant Coach	B.J. McKie
Years at WFU/Alma Mater	5th/South Carolina '99
Assistant Coach	Jason Shay
Years at WFU/Alma Mater	4th/Iowa '95
Assistant Coach	Antanas Kavaliauskas
Years at WFU/Alma Mater	5th/Texas A&M '07
Dir. of Basketball Operations	Frank Davis
Years at WFU/Alma Mater	5th/Tennessee Tech '10
Director of Athletic Performance	Mike Starke
Director of Player Relations	Darnell Harris
General Manager	Mike Muse
Video Coordinator	Chris Forbes
Sports Medicine	Mark Armour
Equipment Manager	Tyler Shore
Basketball Office Phone	(336) 758-5622

TEAM INFORMATION

2023-24 Overall Record	21-14
Home / Away / Neutral	17-2/2-9/2-3
2023-24 ACC Record / Finish	11-9/5th
Overall Letterwinners Returning/Lost	5/7
Starters Returning/Lost	3/2
Newcomers	6

KEY STORYLINES

Most Recent

Wake Forest is coming off a decisive 77-59 win over NC State last weekend inside The Joel Coliseum. The Deacs remain perfect at home for the 2024-25 season at 8-0 inside LJVM. The Demon Deacons had their best shooting performance of the season, shooting 55 percent, including an efficient 38 percent from beyond the arc.

The Demon Deacons are fourth in the ACC in turnovers forced over the first 15 games of the season with 218, forcing 13 turnovers against the Wolfpack last week. The Deacs recorded five steals against NC State, as they lead the ACC during conference play with 35 total and 8.75 per game.

Wake Forest in the Preseason

For the first time since the 2005-06 season, Wake Forest has been voted to finish in the top three in the Atlantic Coast Conference standings in addition to having a preseason All-ACC player selected.

The Deacs received 800 points and one first place vote, predicted to finish behind league powerhouses Duke and North Carolina. In addition to being selected to the All-ACC First Team, Hunter Sallis also received three Player of the Year votes.

The last time Wake Forest was predicted to finish in the top three with a preseason All-ACC player was October 2005, ahead of the 2005-06 season. The Deacs were predicted to finish third with Justin Gray earning a nod on the Preseason All-ACC Team.

Reid Named to Naismith Starting 5 - Kareem Abdul-Jabbar Center of the Year Top 20 Preseason Watch List

Senior Efton Reid III has been named to the Kareem Abdul-Jabbar Center of the Year Top 20 Preseason Watch List, as announced by the Naismith Basketball Hall of Fame.

Last season, Reid arrived to act as one of three team captains during his first year on campus. The 7-foot big man ultimately made 28 appearances with 25 starts, immediately creating a notable paint presence with leadership on both ends of the floor. He ranked ninth in the conference in both rebounding (7.9/game) and blocked shots (1.3/game) -- finishing second on the roster in both categories.

Sallis Named to Naismith Starting 5 - Jerry West Shooting Guard of the Year Top 20 Preseason Watch List

Sallis finished the 2023-24 season earning All-ACC First Team honors after a breakout year in the league, being named the Associated Press ACC Newcomer of the Year. That marked the first time since 2003, 2004 and 2005 that Wake Forest had a First Team honoree for three-straight years. Sallis, Tyree Appleby and Alondes Williams joined the likes of Josh Howard ('03), Justin Gray ('04) and Chris Paul ('05).

Sallis Named to NABC and Naismith Player of the Year Preseason Watch Lists

Sallis was named to the National Association of Basketball Coaches (NABC) Player of the Year Preseason Watch List, as announced by the NABC, and also to the Jersey Mike's Naismith Trophy Men's College Player of the Year Watch List Presented by AXIA Time.

Sallis Named to Lute Olson National Player of the Year Early Season Watch List

Wake Forest senior guard Hunter Sallis is adding to his resume of early season nods with selection to the 2024-25 Lute Olson National Player of the Year Early Season Watch List, as announced by the organization.

Sallis, who recently surpassed the 1,000-career-point milestone against Western Carolina (Nov. 19), is one of five ACC players on the Watch List. He has been a dominant force for the Demon Deacons since arriving in Winston-Salem last season, having averaged 18.0 points, 4.1 rebounds, and 2.5 assists a game as part of an All-ACC junior campaign.



KEY STORYLINES

Two Times Three

One of the recent rule changes in NCAA Basketball is the ability to use jersey numbers 6, 7, 8 and 9. Senior guard Cameron Hildreth has capitalized on this and changed his jersey to #6, after three years in the Old Gold and Black as #2. His father wore 6 while playing professionally in Europe and he wore 6 as a child, so when the opportunity came to rep it again, he took it.

Hildreth is entering his fourth and final season as a Demon Deacon, and his third season as a staple in the starting lineup (he still played significant minutes as a freshman in 21-22).

In the new age of NIL and one-time transfers, Hildreth is one of just five ACC players to be finishing their collegiate career this season at the same school they started, and as a three+ season starter for. There are 280+ men's basketball players in the ACC this season.

He joins the likes of RJ Davis (North Carolina), Ian Schieffelin and Chase Hunter (Clemson) and Maxime Raynaud (Stanford).

Building on Excellence

- Last season, the Demon Deacons defeated five teams that reached the 2024 NCAA Tournament, including three wins over Elite Eight teams and a victory over a Final Four team.
- The core of Hunter Sallis, Efton Reid III and Cameron Hildreth provided an exciting environment for Deacon Nation all year long.
- Wake Forest saw success in season attendance numbers this season with 164,931 fans packing Lawrence Joel Veterans Memorial Coliseum.
- This marked the highest number of attendance since the 2014-15 season, when Wake Forest hosted 174,336 fans that year.
- The team looks to build upon a season that saw the Deacs reach the ACC Tournament Quarterfinals and make a second-round appearance in the NIT.
- For the first time since 1995-97, Wake Forest has tallied 10 or more ACC wins in three consecutive seasons.
- The 34 ACC wins during that three-year period marked the most since the 2003-05 run - when the Demon Deacons had 35 ACC wins.
- With a win against Notre Dame in the 2024 ACC Tournament, Wake Forest reached over 20 wins for the second time in the last three years.
- The 65 wins over the last three seasons mark the most victories in a three-year stretch since the 2002-03 to 2004-05 run.

Impact Transfers and Homegrown Talent**Tre'Von Spillers**

- Named First Team All-Sun Belt at App State during the 2023-24 season after pacing the Mountaineers to a 27-7 overall record.
- Ultimately racked up 12 double-doubles for the year - the most by an App State individual since the 1980-81 season.

Omaha Biliew


- Out for 1-3 more weeks with a foot injury.
- Named the 2023 Gatorade Iowa Boys Basketball Player of the Year.
- Played as a consensus five-star recruit during his high school tenure, earning a spot in the McDonald's All-American Game.
- Represented Team USA at the FIBA Men's U-19 World Cup & Nike Hoops Summit.

Davin Cosby

- Competed for the Alabama Crimson Tide last season, appearing in 22 games.
- Named to the 2023-24 SEC Academic Honor Roll.
- Was a four-star prospect in high school.
- Finished his prep career in the state of North Carolina at Word of God Christian Academy.

Ty-Laur Johnson

- Comes from the University of Louisville.
- Competed in 30 games for the Cardinals as a freshman in 2023-24.
- Led the team in assists and steals while also ranking 10th and 13th among all ACC players in assists and steals, respectively.
- Seventh-best in the ACC in free-throw percentage.

Churchill Abass

- Started in 13 of 30 games as a freshman at DePaul.
- Shot 57.8 percent from the floor.
- Attended the NBA Africa Academy before his college days, emerging as a four-star prospect.
- Joined the Basketball Africa League's Elevate Program.

Juke Harris

- A local freshman from Salisbury, N.C. - recorded over 2,000 career points at Salisbury High School.
- Finished as the all-time men's leading scorer in Rowan County History.
- Recognized as a four-star prospect and a top-20 shooting guard nationally.

FORBES ERA
RECORD WHEN...

SINCE NOV. 2020

Home.....	60-13
Road.....	13-36
Neutral.....	8-10
Ranked Opponent (either AP or Coaches).....	3-16
Unranked Opponent.....	78-40
Leads at halftime.....	62-18
Trails at halftime.....	15-41
Tied at halftime.....	2-0
Goes into overtime.....	5-4
Leads by 10 or more points.....	66-10
Trails by 10 or more points.....	9-44
Shoots 50% or better.....	34-9
Shoots less than 50%.....	22-14
Shoots less than 45%.....	18-15
Shoots less than 40%.....	8-22
Opponent shoots 50% or better.....	6-33
Opponent shoots less than 50%.....	13-11
Opponent shoots less than 45%.....	20-10
Opponent shoots less than 40%.....	38-6
Has higher FG% than opponent.....	66-9
Has lower FG% than opponent.....	14-50
Has same FG% as opponent.....	1-0
Outrebounds its opponent.....	51-22
Outrebounded by opponent.....	26-32
Has same rebounds as opponent.....	3-5
Has more off rebounds than opponent.....	33-30
Has fewer off rebounds than opponent.....	46-19
Has same off rebounds as opponent.....	2-10
Has fewer turnovers than opponent.....	46-16
Has more turnovers than opponent.....	29-40
Has same turnovers as opponent.....	6-3
Has fewer than 10 turnovers.....	21-14
Opponent has fewer than 10 turnovers.....	9-16
Shoots more FTs than opponent.....	57-15
Shoots fewer FTs than opponent.....	20-41
Shoots the same FTs as opponent.....	4-3
Game decided by 10 points or less or OT.....	21-16
Game decided by 5 points or less or OT.....	17-16
Scores <60 points.....	1-11
Scores 60-69 points.....	11-24
Scores 70-79 points.....	25-19
Scores 80-89 points.....	28-5
Scores 90+ points.....	19-0
Allows <60 points.....	23-2
Allows 60-69 points.....	21-3
Allows 70-79 points.....	34-31
Allows 80-89 points.....	3-18
Allows 90+ points.....	0-5
Wins the tip.....	47-25
Loses the tip.....	34-35
White uniforms.....	56-16
Black uniforms.....	17-40
Gold Uniforms.....	6-1

FORBES ERA FIRSTS

SINCE NOV. 2020

2021-22 season -

First Road ACC Wins at ...

Virginia since Feb. 6, 2010.

Georgia Tech since Feb. 22, 2004.

Florida State since Feb. 14, 2008.

With its wins at UVA and GT in back-to-back road contests, Wake Forest secured its first two-straight road win streak in league play since the 2008-09 season.

The Deacs won both their conference home and road opener for the first time since the 2008-09 campaign.

Wake Forest won three games in overtime (Oregon State, Northwestern, Syracuse) for the first time since winning five OT contests during the 2009-10 season.

With its 98-76 win over North Carolina inside Joel Coliseum on Jan. 22, Wake Forest won its second-straight home game over the Tar Heels for the first time since 2002 (90-66, 2/6/2002) and 2003 (75-60, 3/5/2003).

Additionally, the 22-point victory (98-76) over the Tar Heels in January marked Wake Forest's biggest win over UNC since Feb. 6, 2002.

Wake Forest's 98 points were the second-most points the program has ever scored against North Carolina, behind only the 1964-65 team's 107-85 victory (1/6/1965).

When the Deacs defeated Boston College on Jan. 24, Wake Forest clinched its first four-game winning streak in regular season ACC play since the 2009-10 season.

The Deacs' 30-point margin-of-victory (87-57) over the Eagles was the program's largest over Boston College and the largest over an ACC opponent since the team defeated NC State 88-58 on February 2, 2017.

Prior to setting multiple records in conference play, Wake Forest recorded its most non-conference wins since the 2013-14 season (10).

Wake Forest reached 20 overall wins for the first time since the 2009-10 season (20-11) and 10 conference wins since the 2008-09 season (11-5).

Additionally, the Demon Deacons became the first ACC team to reach 20 overall and 10 conference wins last season.

The Deacs' five ACC road wins last season were the most since 2004-05.

2022-23 season -

First win over Duke since Feb. 2020

With the win over Virginia Tech on Dec. 31, 2022, Wake Forest started 2023 an astounding 26-2 inside Joel Coliseum since the start of the 2021-22 season.

Wake Forest has now won 13-straight games inside Joel Coliseum, which is tied for the longest streak since the Deacs won 13 in a row from March 10, 2013 to Jan. 25, 2014.

The 80-72 win over Louisville Jan. 7 marked the first time Wake Forest has won a game inside the KFC Yum! Center.

The 87-77 win over No. 19 Clemson was the Demon Deacons' second win over a Top-25 team this season. It is the first such feat for the program since the 2013-14 campaign.

Wake Forest has now started 10-0 at home for the second season in a row, marking the first time Wake has had back-to-back 10-0 home starts in program history.

Wake Forest has defeated North Carolina in three consecutive home games for the first time since the 1960s.

Wake Forest advanced to the Quarterfinals of the ACC Tournament for the first time since 2009.

2023-24 season -

Wake Forest started 10-0 at home for the third season in a row, marking the first time Wake has had back-to-back-to-back 10-0 home starts in program history.

For the first time since 1995-97, Wake Forest finished with 10 or more ACC wins in three consecutive seasons. Additionally, the 34 ACC wins during that three-year period marked the most since the 2003-05 run and when the Demon Deacons had 35 ACC wins.

The 65 wins over the last three seasons mark the most wins in a three-year stretch since the 2002-03 to 2004-05 run.

Wake Forest ended the season 48-7 inside LJV since the start of the 21-22 year, which marked the second-most home wins in the country during that time period.

The 17 home wins this season were the second-most in program history, trailing just the 2021-22 season when the Demon Deacons finished with an impressive home record of 18-2.

Wake Forest saw a resurgence in season attendance numbers this season with 164,931 fans packing Lawrence Joel Veterans Memorial Coliseum. This marked the highest total attendance since the 2014-15 season when Wake Forest hosted 174,336 fans

The 2024-25 season will mark the first time in the Steve Forbes era the leading scorer from the previous season has returned to the roster (Hunter Sallis)

FORBES IN THE ACC

Boston College: 4-1
0-1 in ACC Tournament
Home: 2-1
Away: 2-0

Clemson: 1-4
Home: 1-1
Away: 0-3

Duke: 1-5
Home: 1-2
Away: 0-3

Florida State: 3-1
Home: 2-0
Away: 1-1

Georgia Tech: 2-2
Home: 1-1
Away: 1-1

Louisville: 2-2
Home: 1-1
Away: 1-1

Miami: 1-3
0-1 in ACC Tournament
Home: 1-1
Away: 0-2

North Carolina: 2-2
Home: 2-0
Away: 0-2

NC State: 3-4
Home: 2-2
Away: 1-2

Notre Dame: 3-1
0-1 in ACC Tournament
Home: 1-0
Away: 2-1

Pitt: 2-2
Home: 2-0
Away: 0-2

Syracuse: 3-2
1-0 in ACC Tournament
Home: 1-0
Away: 1-2

Virginia: 1-2
Home: 0-1
Away: 1-1

Virginia Tech: 2-2
Home: 1-1
Away: 1-1

Stanford: 0-0
Home: 0-0
Away: 0-0

Cal: 0-0
Home: 0-0
Away: 0-0

SMU: 0-0
Home: 0-0
Away: 0-0


2024-25 PHOTO ROSTER



0 Omaha Biliew
So. / 6-8 / F
Denison, Iowa
Waukee High / (Iowa State)




1 Davin Cosby
So. / 6-5 / G
Richmond, Va.
Word of God / (Alabama)



2 Juke Harris
Fr. / 6-7 / F
Salisbury, N.C.
Salisbury High School



4 Efton Reid III
Sr. / 7-0 / C
Richmond, Va.
IMG Academy / (Gonzaga)



6 Cameron Hildreth
Sr. / 6-4 / G
Worthing, England
Worthing Thunder



7 Parker Friedrichsen
So. / 6-4 / G
Bixby, Okla.
Bixby High School



8 Ty-Laur Johnson
So. / 6-0 / G
Brooklyn, N.Y.
St. Benedict's / (Louisville)



11 Marqus Marion
So. / 6-9 / F
Skovlunde, Denmark
BMS Herlev




20 Mason Hagedorn
Fr. / 6-10 / F
Charlotte, N.C.
Huntington Prep



23 Hunter Sallis
Sr. / 6-5 / G
Omaha, Neb.
Millard North / (Gonzaga)



25 Tre'Von Spillers
Sr. / 6-7 / F
Charleston, S.C.
Military Magnet Academy
(App State)



55 Churchill Abass
So. / 6-10 / C
Edo State, Nigeria
NBA Africa Academy /
(DePaul)



40 RJ Kennah
Sr. / 6-5 / G
Parker, Colo.
Kent Denver High School




44 Owen Kmety
Jr. / 6-6 / F
Chicago, Ill.
La Lumiere High School



45 Vincent Ricchiuti
So. / 6-6 / F
San Diego, Calif.
St. Augustine High School



51 Kevin Dunn
Sr. / 6-2 / G
Winston-Salem, N.C.
Choate Rosemary Hall



52 Will Underwood
So. / 6-3 / G
Mahtomedi, Minn.
Mahtomedia High School



STEVE FORBES
Head Coach
5th Season
Southern Arkansas '88



BJ MCKIE
Assistant Coach
5th Season
South Carolina '99



MATT WOODLEY
Assistant Coach
5th Season
Drake '00



JASON SHAY
Assistant Coach
4th Season
Iowa '95



ANTANAS KAVALIAUSKAS
Assistant Coach
4th Season
Texas A&M '07

2024-25 ROSTER & BREAKDOWN

ROSTER BREAKDOWN	
BY CLASS	
Seniors (6)	
Cameron Hildreth	
Efton Reid	
Hunter Sallis	
Tre'Von Spillers	
RJ Kennah	
Kevin Dunn	
Juniors (1)	
Owen Kmety	
Sophomores (8)	
Parker Friedrichsen	
Marqus Marion	
Vince Ricciuti	
Will Underwood	
Davin Cosby	
Omaha Biliew	
Churchill Abass	
Ty-Laur Johnson	
Freshmen (2)	
Juke Harris	
Mason Hagedorn	
BY STATE/COUNTRY	
Virginia (2)	
Efton Reid	
Davin Cosby	
Oklahoma (1)	
Parker Friedrichsen	
North Carolina (3)	
Kevin Dunn	
Juke Harris	
Mason Hagedorn	
South Carolina (1)	
Tre'Von Spillers	
England (1)	
Cameron Hildreth	
Colorado (1)	
RJ Kennah	
Nebraska (1)	
Hunter Sallis	
Minnesota (1)	
Will Underwood	
Illinois (1)	
Owen Kmety	
Iowa (1)	
Omaha Biliew	
New York (1)	
Ty-Laur Johnson	
Denmark (1)	
Marqus Marion	
Nigeria (1)	
Churchill Abass	
California (1)	
Vincent Ricchiuti	

NUMERICAL ROSTER							
No.	Name	Pos.	Ht.	Wt.	Yr.	Hometown	Previous School
0	Omaha Biliew	F	6-8	225	So.	Denison, Iowa	Iowa State
1	Davin Cosby	G	6-5	210	So.	Richmond, Va.	Alabama
2	Juke Harris	F	6-7	200	Fr.	Salisbury, N.C.	
4	Efton Reid III	C	7-0	250	Sr.	Richmond, Va.	Gonzaga
6	Cameron Hildreth	G	6-4	195	Sr.	Worthing, England	
7	Parker Friedrichsen	G	6-4	185	So.	Bixby, Okla.	
8	Ty-Laur Johnson	G	6-0	170	So.	Brooklyn, N.Y.	Louisville
11	Marqus Marion	F	6-9	215	So.	Skovlunde, Denmark	
20	Mason Hagedorn	F	6-9	225	Fr.	Charlotte, N.C.	
23	Hunter Sallis	G	6-5	185	Sr.	Omaha, Neb.	Gonzaga
25	Tre'Von Spillers	F	6-7	215	Sr.	Charleston, S.C.	App State
40	RJ Kennah	G	6-5	200	Sr.	Parker, Col.	
44	Owen Kmety	F	6-7	210	Jr.	Chicago, Ill.	
45	Vincent Ricchiuti	F	6-6	195	So.	San Diego, Calif.	
51	Kevin Dunn	G	6-3	210	Sr.	Winston Salem, N.C.	
52	Will Underwood	G	6-3	190	So.	Mahtomedi, Minn.	
55	Churchill Abass	C	6-10	250	So.	Edo State, Nigeria	DePaul
ALPHABETICAL ROSTER							
No.	Name	Pos.	Ht.	Wt.	Yr.	Hometown	Previous School
55	Churchill Abass	C	6-10	250	So.	Edo State, Nigeria	DePaul
0	Omaha Biliew	F	6-8	225	So.	Denison, Iowa	Iowa State
1	Davin Cosby	G	6-5	210	So.	Richmond, Va.	Alabama
51	Kevin Dunn	G	6-3	210	Sr.	Winston Salem, N.C.	
7	Parker Friedrichsen	G	6-4	185	So.	Bixby, Okla.	
20	Mason Hagedorn	F	6-9	225	Fr.	Charlotte, N.C.	
2	Juke Harris	F	6-7	200	Fr.	Salisbury, N.C.	
6	Cameron Hildreth	G	6-4	195	Sr.	Worthing, England	
8	Ty-Laur Johnson	G	6-0	170	So.	Brooklyn, N.Y.	Louisville
40	RJ Kennah	G	6-5	200	Sr.	Parker, Col.	
44	Owen Kmety	F	6-7	210	Jr.	Chicago, Ill.	
11	Marqus Marion	F	6-9	215	So.	Skovlunde, Denmark	
4	Efton Reid III	C	7-0	250	Sr.	Richmond, Va.	Gonzaga
45	Vincent Ricchiuti	F	6-6	195	So.	San Diego, Calif.	
23	Hunter Sallis	G	6-5	185	Sr.	Omaha, Neb.	Gonzaga
25	Tre'Von Spillers	F	6-7	215	Sr.	Charleston, S.C.	App State
52	Will Underwood	G	6-3	190	So.	Mahtomedi, Minn.	
COACHING & SUPPORT STAFF							
Head Coach			Steve Forbes		5th Season/Southern Arkansas '88		
Assistant Coach			B.J. McKie		5th Season/South Carolina '99		
Assistant Coach			Jason Shay		4th Season/Iowa '95		
Assistant Coach			Matt Woodley		5th Season/Drake '00		
Assistant Coach			Antanas Kavaliauskas		4th Season/Texas A&M '07		
Director of Basketball Operations			Frank Davis		5th Season/Tennessee Tech '10		
General Manager			Mike Muse		3rd Season/App State '85		
Director of Sports Performance			Mike Starke		5th Season/Concordia College '13		
Director of Player Relations			Darnell Harris		2nd Season/Middle Tennessee '16		
Video Coordinator			Chris Forbes		5th Season/East Tennessee St. '18		
Student Athlete Services			Jane Caldwell		27th Season/UNC Greensboro		
Sports Medicine			Mark Armour		4th Season/Southeastern Louisiana '07		
Equipment			Tyler Shore		5th Season/Western Carolina '08		
Communications			Lucy Berres		5th Season/Illinois State '16		
PRONUNCIATION GUIDE							
Hunter Sallis						Sal-iss	
Marqus Marion						Marcus	
Parker Friedrichsen						Fred-Rick-Sen	

THE LAST TIME WAKE FOREST...

WAKE INDIVIDUALS...

- Scored 30 points: Hunter Sallis (31) vs. Detroit Mercy (11/23/24)
- Scored 35 points: Tyree Appleby (35) vs. North Carolina (2/7/23)
- Scored 40 points: Randolph Childress (40), vs. Duke (3/10/95) ACCT
- Two players with 20 points: Hunter Sallis (24) & Kevin Miller (21) vs. Syracuse (2/3/24)
- Two players with 25 points: Daivien Williamson (27) & Isaiah Mucius (27) at N. Carolina (1/20/21)
- Three players with 20 points: Cameron Hildreth (23), Andrew Carr (22) & Damari Monsanto (22), vs. Florida State (1/11/23)
- 20-point game off the bench: Damari Monsanto (22), at Rutgers (12/17/22)
- A player with back-to-back 30-point games: Alondes Williams, 36 vs. VMI (12/14/21); 34 vs. Charlotte (12/17/21)
- One player scored in double figures: at Virginia Tech (2/27/21)
- No players scored in double figures: at Georgia Tech (1/19/11)
- Five players scored in double figures: at Syracuse (12/31/24)
- All five starters scored in double figures: vs. North Carolina A&T (11/7/24)
- Six players scored in double figures: at Georgia Tech (2/6/24)
- Had 15 rebounds: TreVon Spillers (16) vs. Minnesota (11/29/24)
- Had 20 rebounds: Devin Thomas (21) at NC State (2/13/16)
- Had 25 rebounds: Dickie Hemric (36) vs. Clemson (2/4/55)
- Two players with 10 rebounds: Hunter Sallis (12) & TreVon Spillers (11) vs. James Madison (12/17/24)
- Two players with 15 rebounds: Devin Thomas (17) and Dinos Mitoglou (16) vs. UMBC (11/13/15)
- Double-Double: TreVon Spillers (11 points, 10 rebounds) at Syracuse (12/31/24)
- Two players had a double-double: Bobi Klintman (17 pts, 11 rebounds) and Tyree Appleby (15 pts, 12 asts) vs. Syracuse (3/8/23)
- Three players had a double-double: Al-Farouq Aminu (13 pts, 12 rebs), James Johnson (14 pts,14 rebs) & L.D. Williams (15 pts, 10 rebs) vs. Baylor (11/30/08)
- Double-Double with points and assists: Tyree Appleby (15 pts, 12 assists) vs. Syracuse (3/8/23)
- Four Double-Doubles in a row: Doral Moore (4 games), Feb. 7-17, 2018
- Triple-Double: Cameron Hildreth (14 points, 11 rebounds, 10 assists) vs. Hampton (11/26/22)
- 20 points and 20 rebounds: Eric Williams (22 pts, 20 rebs) at Clemson (1/11/06)
- 10 assists: Tyree Appleby (12) vs. Syracuse (3/8/23)
- 5 Blocked Shots: Efton Reid (5), vs. Virginia (1/13/24)
- 5 Steals: Tyree Appleby (5) vs. Clemson (1/17/23)
- Led WF in Points, Rebounds and Assists: Hunter Sallis, vs. James Madison (12/17/24)
- Led WF in Points, Rebounds, Assists, Steals and Blocks: Jake LaRavia vs. Boston College (3/10/22)ACCT
- Hit a last second shot to win a game (1.0 or later): Davien Williamson, vs. Syracuse (3/8/23), hit three with 0.5 seconds left in regulation in to win 77-74
- Played the entire game: Hunter Sallis, at Syracuse (12/31/24)
- Played 40 or more minutes: Hunter Sallis (40), at Syracuse (12/31/24)

WAKE TEAM...

- Won in Overtime: Jan. 6, 2024, Won 86-82 in OT vs. Miami
- Lost in Overtime: Nov. 19, 2023, Lost 80-86 in OT vs. LSU
- Played Two Overtimes: Feb. 25, 2020, Won 113-101 in 2OT vs. Duke
- Played Three Overtimes: Dec. 20, 2003, Won 119-114 in 3OT at North Carolina
- Shot 70 percent for a Half: 77.8% (21-27), vs. South Carolina State (11/23/22), 2nd half
- Shot 60 percent in a Game: 60.4% (29-48) vs. Duke (2/24/24)
- Shot less than 30 percent in a Game: 28.3% (17-60), at Texas A&M (12/3/24)
- Shot 90 percent from the free throw line: 90.9% (20-22) vs. North Carolina A&T (11/7/24)
- Shot 50 percent from 3-point line: 52.9% (9-17) vs. Duke (2/24/24)
- Shot less than 30 percent in a half: 25.9% (7-27) at Texas A&M (12/3/24), 2nd half
- Shot less than 20 percent in a half: 19.0% (4-21), at Georgia Tech (1/19/11)
- Shot 55 percent or better and lost: 55.2% (32-58) at Miami (2/18/23)
- Attempted 50 FTs: 50, vs. Duke (2/25/20)
- Made 30 FTs: 33 (of 42), vs. North Carolina (2/7/23)
- Made 10+ 3-pt FGs: 10, vs. Detroit Mercy (11/23/24)
- Failed to make a 3-pt FG: at NC State (2/20/10)
- Had 50 rebounds: 53, vs. Florida State (1/4/22)
- Had 25 assists: 28, at East Carolina (12/22/08)
- Had 15+ steals: 20, vs. Delaware State (11/25/20)
- Had 10 blocks: 10, vs. Detroit Mercy (11/23/24)
- Scored 50 pts in a half: 51, vs. App State (3/20/24), 2nd half
- Scored 60 pts in a half: 60, vs. NC State (3/2/22), 2nd half
- Scored 100 pts (ACC): 101, vs. NC State (3/2/22)
- Scored 100 pts (non-conf): 101, vs. Elon (11/6/23)
- Scored under 20 pts in 1st half: 15, Clemson (2/24/21)
- Scored under 20 pts in 2nd half: 18, at Texas A&M (12/3/24)
- Scored under 50 pts in a game: 44, at Texas A&M (12/3/24)
- Never trailed: vs. Coppin State (11/4/24)

THE LAST TIME AN OPPONENT...

OPPONENT INDIVIDUALS...

- Scored 30 points: Ishmael Leggett (30), vs. Pitt (3/14/24)
- Scored 35 points: RJ Davis (36), vs. North Carolina (1/22/24)
- Scored 40 points: J.R. Reynolds (40), at Virginia (1/21/07)
- Two players with 20 points: Cord Stansberry (20) and Ice Emery (20), vs. Western Carolina (11/19/24)
- Two players with 25 points: Cole Anthony (28) and Garrison Brooks (25), at North Carolina (3/3/20)
- Three players with 20 points: Martinas Geben (22), Matt Farrell (21) & TJ Gibbs (20), Notre Dame (2/24/18)
- 20-point game off the bench: Justin Hill (21), vs. Georgia (3/24/24)
- One player scored in double figures: vs. Coppin State (11/4/24)
- No players scored in double figures: at Richmond (12/22/05)
- Five players scored in double figures: at Clemson (12/21/24)
- All five starters scored in double figures: at Georgia (11/10/23)
- Six players scored in double figures: vs. South Carolina State (11/23/22)
- Had 15 rebounds: Andersson Garcia (16), at Texas A&M (12/3/24)
- Had 20 rebounds: Jesse Edwards (20), at Syracuse (3/4/23)
- Had 25 rebounds: Len Elmore (26), at Maryland (2/27/74)
- Two players with 10 rebounds: Kyle Filipowski (10) & Jared McCain (10), at Duke (2/12/24)
- Double-Double: Dontrez Styles (11 pts & 10 rebs), vs. NC State (1/4/25)
- Two players had a double-double: Kyle Filipowski (21 pts & 10 rebs) & Jared McCain (17 pts & 10 rebs), at Duke (2/12/24)
- Three players had a double-double: Raymond Felton (22 pts, 11 assts), Sean May (15 pts, 11 rebs) & Jawad Williams (17 pts, 12 rebs), at North Carolina (12/20/03)
- Double-Double with points and assists: Prentiss Hubb (10 pts, 10 assts), at Notre Dame (2/2/21)
- Triple-Double: Tu Holloway (14 pts, 10 rebs, 14 assts), at Xavier (12/18/10)
- 20 points and 20 rebounds: Jesse Edwards (27 pts, 20 rebs), at Syracuse (3/4/23)
- 10 assists: Prentiss Hubb (10), at Notre Dame (2/2/21)
- 5 Blocked Shots: Ryan Dunn (7), at Virginia (2/17/24)
- 5 Steals: Jaeden Zackery (5), at Clemson (12/21/24)
- Led Opponent in Points, Rebounds and Assists: Kyle Filipowski vs. Duke (2/24/24)
- Hit a last second shot to win a game: Baye Ndogo, vs. Georgia Tech (3/5/24), layup with 0.4 seconds left to win 70-69

OPPONENT TEAM...

- Shot 70 percent for a Half: 70.0% (14-20), at Clemson (12/2/22)
- Shot 60 percent in a Game: 61.5 (32-52), at Miami (1/1/22)
- Shot less than 30 percent in a Game: 28.3% (17-60), vs. Coppin State (11/4/24)
- Shot 90 percent from the free throw line: 93.7% (15-16), at Clemson (12/21/24)
- Shot 50 percent from 3-point line: 51.9 (14-27), vs. Georgia (3/24/24)
- Shot less than 30 percent in a half: 26.7% (8-30) at Texas A&M (12/3/24), 2nd half
- Shot less than 20 percent in a half: 13.8% (4-29) at Georgia Tech (2/6/24), 1st half
- Shot 55 percent or better and lost: 60.0% (24-40), Richmond (12/22/06)
- Attempted 50 FTs: 50, Boston College (2/8/06)
- Made 30 FTs: 31 (of 34), Duke (2/25/20)
- Made 10 3-pt FGs: 10, at Clemson (12/21/24)
- Failed to make a 3-pt FG: at NC State (1/16/24)
- Had 50 rebounds: 50, North Carolina (2/7/23)
- Had 25 assists: 27, at Maryland (2/5/11)
- Had 15 steals: 15, at Florida State (2/5/22)
- Had 10 blocks: 11, vs. NC State (1/28/23)
- Scored 50 pts in a half: 50, at Virginia Tech (3/2/24), 2nd half
- Scored 60 pts in a half: 60, North Carolina (2/7/23), 2nd half
- Scored 70 pts in a half: 74, at NC State (3/5/83), 2nd half
- Scored 100 pts (ACC): 101, Duke (2/25/20)
- Scored 100 pts (non-conf): 111, West Virginia (3/19/05) NCAAAT
- Scored under 20 pts in 1st half: 18, vs USC Upstate (12/11/21)
- Scored under 20 pts in 2nd half: 17, at East Carolina (12/22/08)
- Scored under 50 pts in a game: 49, vs. Coppin State (11/4/24)

BY THE NUMBERS

- 54.9
- Coming off a home victory over NC State in its first Big Four matchup of the season (Jan. 4), Wake Forest had its best shooting performance of the season, going 28-of-51 in attempts across the floor - good for a 54.9 field goal percentage. Saturday's overall mark resulted as the best shooting performance by the Demon Deacons since the team shot 58 percent last season at home versus Clemson (March 9, 2024).
- 20
- Hunter Sallis has jumped on a scoring tear for the Deacons, having plugged in 20-plus points in each of his last four showings - the longest such stretch of his collegiate career. Most recently, the Omaha native totaled a game-high 20 points, including five rebounds and three assists, during Wake Forest's recent win over NC State. Sallis ranks fourth in the ACC in scoring (18.3 points per game) and 10th in field goal percentage (.455).
- 70
- Using rim protection as a piece of its defensive intensity, Wake Forest is second in the ACC in total blocks (70). The Deacons rejected seven shots by the Wolfpack in its last showing (Jan. 4). Additionally, the team is currently averaging 4.67 blocks per game -- the highest average during the Steve Forbes era thus far.
- 136
- Tre'Von Spillers has maintained his presence on the glass through the first half of the regular season, continuing to rank third in the ACC in both total rebounds (136) and rebounds per game (9.07). Against NC State this past weekend (Jan. 4), Spillers pulled down five rebounds to go along with 12 points, a steal, and a team-high four blocks.
- 218
- Over its first 15 games of 2024-25, Wake Forest has forced the fourth-most turnovers in the ACC this season with 218. The Deacons have caused double-digit turnovers by opponents in all but one of their 15 contests. In the win over NC State, Wake Forest forced 13 turnovers and recorded five steals - currently ranked third in the conference in total steals (118).
- 17
- Freshman Juke Harris provided a spark as a reserve for Wake Forest last Saturday, finishing with a career-high 17 points in 28 minutes versus NC State. The Salisbury scored 14 alone in the first half, ultimately making six of eight field goal attempts for the game. Harris also grabbed five rebounds, tying his best single-game total of the season. In three of his first four conference games, Harris has registered double figures in points.

ON THIS DAY...

JAN. 11

THE RECORD: 12-13

THE STREAK: W1

LAST TIME:
W, 90-75, vs. Florida State, 2023

TOTAL GAMES			
Year	Score	Opponent	Place
2023	W, 90-75	Florida State	Winston-Salem, N.C.
2020	L, 59-90	(2) Duke	Durham, N.C.
2017	L, 87-93	(11) North Carolina	Winston-Salem, N.C.
2014	L, 65-80	Pittsburgh	Pittsburgh, Pa.
2012	L, 64-70	Maryland	College Park, Md.
2009	W, 92-89	(3) North Carolina	Winston-Salem, N.C.
2006	L-ot, 73-74	Clemson	Clemson, S.C.
2005	W, 81-66	Maryland	Winston-Salem, N.C.
1997	W, 81-69	(10) Duke	Durham, N.C.
1995	W, 74-64	(11) Duke	Winston-Salem, N.C.
1992	L-ot, 85-88	Florida State	Winston-Salem, N.C.
1989	W, 84-73	Stetson	DeLand, Fla.
1986	L, 65-89	(1) North Carolina	Greensboro, N.C.
1984	W, 80-53	William & Mary	Winston-Salem, N.C.
1975	L, 73-89	(5) Maryland	College Park, Md.
1974	L, 59-72	(3) Maryland	Winston-Salem, N.C.
1969	W, 88-79	NC State	Raleigh, N.C.
1964	L, 72-77	Virginia Tech	Blacksburg, Va.
1958	W, 81-72	Virginia	Winston-Salem, N.C.
1955	W, 71-63	(20) Seton Hall	New York, N.Y.
1951	L, 56-65	North Carolina	Wake Forest, N.C.
1950	W, 50-41	Furman	Greenville, S.C.
1943	L, 24-43	South Carolina	Columbia, S.C.
1940	W, 56-36	Furman	Greenville, S.C.
1938	L, 26-31	North Carolina	Chapel Hill, N.C.

2024-25 ACC STANDINGS as of Jan. 9

SCHOOL	ACC RECORD	OVERALL RECORD	STREAK
Duke	5-0	13-2	W9
Clemson	4-1	12-4	L1
Louisville	4-1	11-5	W5
Pitt	3-1	12-3	L1
Wake Forest	3-1	11-4	W2
North Carolina	3-1	10-6	W2
SMU	2-2	11-4	L2
Florida State	2-2	11-4	W2
Stanford	2-2	10-5	W1
NC State	2-2	9-6	W1
Georgia Tech	2-3	8-8	L1
Boston College	1-3	9-6	L1
Virginia	1-3	8-7	L2
California	1-3	8-7	W1
Notre Dame	1-3	7-8	L3
Syracuse	1-3	7-8	W1
Virginia Tech	1-3	6-9	L1
Miami	0-4	4-11	L4

SEASON RECORDS

Season Scoring Leaders

Rk.	Player	Points	Year
1.	Len Chappell	932	1961-62
2.	Dickie Hemric	746	1954-55
3.	Len Chappell	745	1960-61
4.	Charlie Davis	690	1970-71
5.	Dickie Hemric	680	1953-54
6.	Charlie Davis	664	1969-70
7.	Alondes Williams	649	2021-22
8.	Tim Duncan	645	1996-97
	Bob Leonard	645	1964-65
10.	Randolph Childress	644	1994-95
11.	Rodney Rogers	636	1992-93
12.	John Collins	632	2016-17

Season Rebound Leaders

Rk.	Player	Rebounds	Year
1.	Dickie Hemric	515	1954-55
2.	Len Chappell	470	1961-62
3.	Tim Duncan	457	1996-97
4.	Dickie Hemric	447	1951-52
5.	Dickie Hemric	424	1953-54
6.	Dickie Hemric	416	1952-33
7.	Tim Duncan	401	1994-95
8.	Tim Duncan	395	1995-96
9.	Len Chappell	393	1960-61
10.	Ronny Watts	352	1964-65

NATIONAL RANKINGS

as of Jan. 6

ASSOCIATED PRESS

1	Tennessee (45)	14-0	1484
2	Auburn (15)	13-1	1453
3	Iowa State	12-1	1369
4	Duke	12-2	1309
5	Alabama	12-2	1260
6	Kentucky	12-2	1154
7	Marquette	13-2	1134
8	Florida	13-1	1045
9	UConn	12-3	964
10	Texas A&M	12-2	924
11	Kansas	10-3	809
12	Houston	10-3	768
13	Illinois	11-3	693
14	Mississippi State	13-1	690
15	Oregon	13-2	624
16	Michigan State	12-2	616
17	Oklahoma	13-1	553
18	Gonzaga	12-4	469
19	Memphis	12-3	384
20	Purdue	11-4	374
21	West Virginia	11-2	277
22	UCLA	11-3	234
23	Ole Miss	12-2	219
24	Michigan	11-3	160
25	Utah State	14-1	119

Receiving votes: Pittsburgh 91; Arkansas 62; Nebraska 62; Baylor 32; Wisconsin 31; St. John's 27; San Diego State 26; Cincinnati 22; Clemson 19; Maryland 7; Georgia 6; Indiana 6; Texas Tech 6; St. Bonaventure 6; Missouri 5; Arizona 3; Dayton 1; Georgetown 1; Vanderbilt 1; Xavier 1;

USA TODAY COACHES

1	Tennessee (21)	14-0	765
2	Auburn (10)	13-1	749
3	Iowa State	12-1	711
4	Duke	12-2	670
5	Alabama	12-2	651
6	Marquette	13-2	581
7	Kentucky	12-2	560
8	Florida	13-1	529
9	Texas A&M	12-2	488
10	UConn	12-3	461
11	Houston	10-3	454
12	Kansas	10-3	438
13	Mississippi State	13-1	372
14	Michigan State	12-2	350
15	Illinois	11-3	300
16	Oklahoma	13-1	287
17	Oregon	13-2	284
18	Gonzaga	12-4	246
19	Purdue	11-4	228
20	Memphis	12-3	192
21	UCLA	11-3	147
22	Ole Miss	12-2	119
23	West Virginia	11-2	110
24	Michigan	11-3	98
25	Utah State	14-1	73

Receiving Votes: Baylor 49; Cincinnati 38; Pittsburgh 32; San Diego State 25; St. John's 24; Clemson 10; Maryland 9; Georgia 5; Nebraska 4; Arizona 4; Wisconsin 3; Vanderbilt 3; Indiana 3; UC San Diego 1; Texas Tech 1; Arkansas 1;

GAME-BY-GAME STARTERS

Game	GUARD	GUARD	GUARD	FORWARD	FORWARD	6TH	FIRST POINTS
Coppin State	Sallis	Friedrichsen	Hildreth	Spillers	Reid	Biliew	Sallis
North Carolina A&T	Sallis	Friedrichsen	Hildreth	Spillers	Reid	Biliew	Reid
Michigan	Sallis	Friedrichsen	Hildreth	Spillers	Reid	Biliew	Spillers
USC Upstate	Sallis	Friedrichsen	Hildreth	Spillers	Reid	Harris	Sallis
Xavier	Sallis	Hildreth	Cosby	Spillers	Reid	Harris	Cosby
Western Carolina	Sallis	Hildreth	Cosby	Spillers	Reid	Harris	Reid
Detroit Mercy	Sallis	Hildreth	Cosby	Spillers	Abass	Friedrichsen	Cosby
Florida	Sallis	Hildreth	Cosby	Spillers	Reid	Abass	Cosby
Minnesota	Sallis	Hildreth	Cosby	Spillers	Reid	Friedrichsen	Spillers
Texas A&M	Sallis	Hildreth	Cosby	Spillers	Reid	Friedrichsen	Hildreth
Boston College	Sallis	Hildreth	Cosby	Spillers	Reid	Friedrichsen	Spillers
James Madison	Sallis	Friedrichsen	Cosby	Spillers	Reid	Hildreth	Cosby
Clemson	Sallis	Hildreth	Cosby	Spillers	Reid	Abass	Sallis
Syracuse	Johnson	Sallis	Hildreth	Spillers	Reid	Harris	Spillers
NC State	Johnson	Sallis	Hildreth	Spillers	Reid	Harris	Reid

GAME-BY-GAME LEADERS

Game	Points	Rebounds	Assists
Coppin State	15 (Hildreth)	9 (Spillers)	5 (Sallis)
North Carolina A&T	15 (Spillers)	16 (Spillers)	3 (Hildreth/Sallis)
Michigan	18 (Sallis)	10 (Reid)	7 (Hildreth)
USC Upstate	23 (Sallis)	8 (Reid)	6 (Sallis)
Xavier	16 (Sallis)	9 (Spillers)	5 (Sallis)
Western Carolina	20 (Sallis)	5 (Spillers)	6 (Hildreth)
Detroit Mercy	31 (Sallis)	9 (Spillers)	4 (Sallis)
Florida	15 (Sallis/Hildreth)	13 (Spillers)	3 (Friedrichsen/Hildreth)
Minnesota	18 (Spillers)	16 (Spillers)	4 (Johnson)
Texas A&M	19 (Sallis)	11 (Reid)	6 (Hildreth)
Boston College	22 (Hildreth)	10 (Hildreth)	4 (Johnson)
James Madison	27 (Sallis)	12 (Sallis)	5 (Sallis)
Clemson	26 (Sallis)	8 (Reid)	2 (Sallis)
Syracuse	23 (Sallis)	10 (Spillers)	4 (Sallis)
NC State	20 (Sallis)	5 (Four players)	4 (Hildreth/Johnson)

MEDIA INFORMATION

Media Credentials: Please direct your media to email Milita Godette on the Wake Forest Communications staff (godettem@wfu.edu) to request game credentials and parking. You may also submit your media list to Lucy Berres along with the team credential list if you prefer.

NBA Scouts: Please request your ticket and parking needs on a game-by-game basis using the form on the Media Center page.

Game Notes: Email Lucy Berres a PDF of your game notes. We will make limited copies for TV crews.

Parking: Media parking is located in the Pepsi lot outside the West Lobby. You will receive a digital parking pass via email prior to the game. Visiting team personnel parking can be made available in the Operations lot directly behind LJVM if necessary.

Media Will Call / Entrance: Media members must pick up credentials and enter the arena at the West Lobby Will Call window. Media Will Call opens two hours prior to the scheduled start time.

Media Seating: Media seating at LJVM is located in section 113/114 behind the home team basket. Seats will not be assigned in the media seating area. Power and wifi will be provided.

Photo/Video Locations: Photo/Video locations are located on the baseline opposite the team benches (closest to courtside seating sideline) with limited space available on the bench-side of the basket. The LED tables on the benchside of the baseline CANNOT be blocked during the game. There will be assigned spots for photo/video on the baselines; the seating chart will be posted in the media work room prior to the game.

Photographers and videographers may set up workstations in the media work room that is through the Wake Forest tunnel and down the hall on the left side across from the visiting team locker room.

Visiting Radio: The visiting team receives three seats for its radio crew at the scorer's table next to the visiting team bench. There is a fourth seat at the radio location that can be used by an SID or administrator.

TV Announcer Location: Courtside across from the scorer's table.

Team Scorebook: We can provide one seat at center court for the visiting team scorer next to our public address announcer and official scorer if needed. Please let Lucy know ahead of time if this seat will be used or not.

SID Seat Location: If the SID does not keep the visiting team scorebook, the SID will be seated at the visiting radio's location.

PA Announcer: Joe Cristy; **Official Scorer:** Ryan Pegarsch; **Official Stats:** Cameron Goodman, Lori Hall.

Official Stats: Wake Forest uses NCAA LiveStats.

The official stats crew is located at the scorer's table two seats down from the official scorer. Stat sheets (maximum of 6) can be picked up by the visiting team at each media timeout. Managers or SIDs may pick up a couple box scores at halftime and/or after the game if requested. Otherwise, we will deliver 10 copies of the final stat books to both locker rooms after the game.

Live game stats are available at wakeforest.statbroadcast.com.

Postgame Interviews: Wake Forest will continue in-person postgame interviews for head coach Steve Forbes and players in the press room. Visiting teams will have the option to do an in-person interview in the press room or utilize the hallway outside their locker room.

Our standard format for postgame pressers will be visiting coach/players, Wake Forest players then Wake Forest head coach Steve Forbes. Visiting team SIDs are asked to moderate your own press conference unless you request that we provide someone to coordinate that. The amount of players you bring to the press conference will be at your discretion. The table seats a maximum of three people.

Meals: A pregame meal voucher will be provided to credentialed media and school officials in the press room and can be redeemed at Concessions. Media members are asked to eat in the media workroom.

Internet Access: Visiting team personnel and media can connect to the Wake Forest media wireless network with the login provided in the media workroom. A member of the Wake Forest IT department will also be on hand on game day to assist with any connectivity issues.

2024-25 TEAM GAME-BY-GAME

			Total		3-Pointers		Free throws		Rebounds											
Opponent	Date	Score		FG-FGA	PCT	3FG-3FGA	PCT	FT-FTA	PCT	OFF	DEF	TOT	AVG	PF	A	TO	BLK	STL	PTS	AVG
Coppin St.	11/04/2024	64-49	W	22-56	.393	9-37	.243	11-23	.478	9	29	38	38.0	18	14	12	6	11	64	64.0
N.C. A&T	11/07/2024	80-64	W	27-62	.435	6-25	.240	20-22	.909	10	39	49	43.5	15	15	19	4	7	80	72.0
vs Michigan	11/10/2024	72-70	W	26-56	.464	6-20	.300	14-19	.737	11	22	33	40.0	17	11	13	3	9	72	72.0
USC Upstate	11/13/2024	85-80	W	28-55	.509	7-26	.269	22-33	.667	11	22	33	38.3	14	14	11	1	10	85	75.3
at Xavier	11/16/2024	60-75	L	22-47	.468	5-15	.333	11-15	.733	7	22	29	36.4	18	11	18	7	5	60	72.2
Western Caro.	11/19/2024	82-69	W	27-63	.429	12-31	.387	16-19	.842	11	17	28	35.0	14	17	8	4	6	82	73.8
Detroit Mercy	11/23/2024	67-57	W	24-61	.393	10-35	.286	9-13	.692	6	25	31	34.4	18	16	5	10	6	67	72.9
vs Florida	11/28/2024	58-75	L	21-56	.375	3-20	.150	13-15	.867	8	22	30	33.9	17	9	13	4	7	58	71.0
vs Minnesota	11/29/2024	57-51	W	21-53	.396	1-15	.067	14-16	.875	13	29	42	34.8	15	9	13	3	8	57	69.4
at Texas A&M	12/03/2024	44-57	L	17-60	.283	6-28	.214	4-7	.571	15	18	33	34.6	16	10	15	4	10	44	66.9
Boston College	12/07/2024	72-66	W	21-47	.447	5-13	.385	25-34	.735	7	25	32	34.4	16	12	8	2	9	72	67.4
James Madison	12/17/2024	75-58	W	30-60	.500	7-24	.292	8-13	.615	15	26	41	34.9	12	12	9	9	4	75	68.0
at Clemson	12/21/2024	62-73	L	25-50	.500	3-13	.231	9-12	.750	5	27	32	34.7	17	5	19	1	10	62	67.5
at Syracuse	12/31/2024	81-71	W	26-60	.433	9-19	.474	20-26	.769	9	24	33	34.6	24	13	11	5	11	81	68.5
NC State	01/04/2025	77-59	W	28-51	.549	6-16	.375	15-19	.789	8	23	31	34.3	17	13	11	7	5	77	69.1
Total		1036		365-837	.436	95-337	.282	211-286	.738	145	370	515	34.3	248	181	185	70	118	1036	69.1
Opponents		974		331-860	.385	117-379	.309	195-252	.774	170	361	531	35.4	262	182	218	25	105	974	64.9

Wake Forest Averages

Games Played	Points/game	FG Pct	3FG Pct	FT Pct	Rebounds/game	Assists/game	Turnovers/game	Assist/Turnover ratio	Steals/game	Blocks/game
15	69.1	43.6	28.2	73.8	34.3	12.1	12.3	1.0	7.9	4.7

2024-25 OPPONENT GAME-BY-GAME

				Total		3-Pointers		Free throws		Rebounds											
Opponent	Date	Score		FG-FGA	PCT	3FG-3FGA	PCT	FT-FTA	PCT	OFF	DEF	TOT	AVG	PF	A	TO	BLK	STL	PTS	AVG	
Coppin St.	11/04/2024	64-49	W	17-60	.283	4-18	.222	11-15	.733	14	30	44	44.0	21	9	20	0	5	49	49.0	
N.C. A&T	11/07/2024	80-64	W	22-67	.328	11-35	.314	9-12	.750	6	23	29	36.5	22	11	13	0	10	64	56.5	
vs Michigan	11/10/2024	72-70	W	24-57	.421	10-33	.303	12-15	.800	10	23	33	35.3	20	15	16	2	5	70	61.0	
USC Upstate	11/13/2024	85-80	W	30-63	.476	11-29	.379	9-10	.900	11	23	34	35.0	24	14	17	0	8	80	65.8	
at Xavier	11/16/2024	60-75	L	23-57	.404	10-26	.385	19-22	.864	12	19	31	34.2	14	17	12	3	12	75	67.6	
Western Caro.	11/19/2024	82-69	W	24-56	.429	11-32	.344	10-11	.909	12	25	37	34.7	17	14	21	2	4	69	67.8	
Detroit Mercy	11/23/2024	67-57	W	20-60	.333	5-19	.263	12-16	.750	14	34	48	36.6	14	11	14	3	4	57	66.3	
vs Florida	11/28/2024	58-75	L	23-58	.397	8-27	.296	21-27	.778	15	29	44	37.5	17	8	11	1	10	75	67.4	
vs Minnesota	11/29/2024	57-51	W	21-51	.412	3-18	.167	6-15	.400	8	19	27	36.3	16	8	11	2	8	51	65.6	
at Texas A&M	12/03/2024	44-57	L	19-49	.388	5-22	.227	14-17	.824	13	30	43	37.0	12	12	18	1	10	57	64.7	
Boston College	12/07/2024	72-66	W	21-57	.368	12-30	.400	12-14	.857	10	23	33	36.6	24	16	14	1	3	66	64.8	
James Madison	12/17/2024	75-58	W	22-58	.379	8-24	.333	6-9	.667	11	17	28	35.9	13	12	8	3	7	58	64.3	
at Clemson	12/21/2024	62-73	L	24-61	.393	10-31	.323	15-16	.938	10	22	32	35.6	12	17	12	3	11	73	64.9	
at Syracuse	12/31/2024	81-71	W	21-56	.375	5-22	.227	24-32	.750	15	28	43	36.1	23	8	18	3	5	71	65.4	
NC State	01/04/2025	77-59	W	20-50	.400	4-13	.308	15-21	.714	9	16	25	35.4	13	10	13	1	3	59	64.9	
Total		974		331-860	.385	117-379	.309	195-252	.774	170	361	531	35.4	262	182	218	25	105	974	64.9	
Wake Forest		1036		365-837	.436	95-337	.282	211-286	.738	145	370	515	34.3	248	181	185	70	118	1036	69.1	

Opponents Averages

Games Played	Points/ game	FG Pct	3FG Pct	FT Pct	Rebounds/ game	Assists/ game	Turnovers/ game	Assist/Turnover ratio	Steals/ game	Blocks/ game
15	64.9	38.5	30.9	77.4	35.4	12.1	14.5	0.8	7.0	1.7

2024-25 Points-Rebounds-Assists

Opponent	Date	Score		0	1	2	4	6	7	8	23	25
				BILIEW,OMA	COSBY JR.,	HARRIS,JUK	REID,EFTON	HILDRETH,C	FRIEDRICHS	JOHNSON,TY	SALLIS,HUN	SPILLERS,T
Coppin St.	11/04/2024	64-49	W	11-4-1	3-1-1	3-0-0	4-6-1	15-5-4	2-3-2	7-4-0	10-3-5	9-9-0
N.C. A&T	11/07/2024	80-64	W	2-2-2	7-2-0	5-3-1	12-6-1	11-8-3	10-2-2	4-1-2	14-3-3	15-16-1
vs Michigan	11/10/2024	72-70	W	3-1-0	3-0-0	11-5-0	7-10-2	8-3-7	6-3-0	DNP	18-4-2	16-5-0
USC Upstate	11/13/2024	85-80	W	DNP	15-0-0	8-2-0	14-8-1	18-5-5	1-2-1	DNP	23-5-6	4-6-1
at Xavier	11/16/2024	60-75	L	DNP	13-1-1	0-0-0	9-4-1	2-5-2	2-1-1	4-1-1	16-2-5	8-9-0
Western Caro.	11/19/2024	82-69	W	DNP	8-0-2	8-3-0	2-2-0	18-3-6	14-1-0	0-0-3	20-3-5	9-5-1
Detroit Mercy	11/23/2024	67-57	W	DNP	11-3-3	4-4-1	DNP	5-5-3	0-0-0	5-2-1	31-3-4	7-9-2
vs Florida	11/28/2024	58-75	L	DNP	3-2-2	4-3-0	4-3-1	15-0-3	3-2-3	DNP	15-6-0	14-13-0
vs Minnesota	11/29/2024	57-51	W	DNP	2-0-0	2-2-0	10-8-1	13-4-2	6-1-1	2-2-4	4-5-1	18-16-0
at Texas A&M	12/03/2024	44-57	L	DNP	11-5-2	DNP	2-11-2	4-3-6	0-0-0	0-0-0	19-3-0	6-7-0
Boston College	12/07/2024	72-66	W	DNP	0-0-0	12-2-1	11-4-0	22-10-3	3-0-2	4-1-4	9-2-2	11-9-0
James Madison	12/17/2024	75-58	W	DNP	13-3-1	0-0-0	9-3-2	18-3-1	2-0-1	0-0-0	27-12-5	4-11-1
at Clemson	12/21/2024	62-73	L	DNP	0-3-0	2-1-0	7-8-0	15-4-1	4-1-0	6-2-1	26-3-2	2-6-1
at Syracuse	12/31/2024	81-71	W	DNP	0-1-2	10-4-1	9-6-0	14-3-2	3-1-2	11-2-2	23-2-4	11-10-0
NC State	01/04/2025	77-59	W	DNP	DNP	17-5-1	5-5-1	8-4-4	6-2-0	9-3-4	20-5-3	12-5-0

Opponent	Date	Score		51	55
				DUNN,KEVIN	ABASS,CHUR
Coppin St.	11/04/2024	64-49	W	DNP	DNP
N.C. A&T	11/07/2024	80-64	W	DNP	0-1-0
vs Michigan	11/10/2024	72-70	W	DNP	DNP
USC Upstate	11/13/2024	85-80	W	DNP	2-2-0
at Xavier	11/16/2024	60-75	L	DNP	6-4-0
Western Caro.	11/19/2024	82-69	W	0-0-0	3-2-0
Detroit Mercy	11/23/2024	67-57	W	DNP	4-3-2
vs Florida	11/28/2024	58-75	L	DNP	0-0-0
vs Minnesota	11/29/2024	57-51	W	DNP	0-0-0
at Texas A&M	12/03/2024	44-57	L	DNP	2-2-0
Boston College	12/07/2024	72-66	W	DNP	0-3-0
James Madison	12/17/2024	75-58	W	DNP	2-3-1
at Clemson	12/21/2024	62-73	L	DNP	0-2-0
at Syracuse	12/31/2024	81-71	W	DNP	0-2-0
NC State	01/04/2025	77-59	W	DNP	DNP





OMAHA BILIEW

SOPHOMORE / 6-8 / 225 / F / DENISON, IOWA

5.3 PPG | 2.3 RPG | 1.0 APG | 1.3 SPG | 66.7 FG% | 50.0 3FG% | 13.5 MPG

SEASON/CAREER HIGHS

POINTS
Career: 14, vs. Grambling (11/19/23)
Season: 11, vs. Coppin State (11/4/24)

REBOUNDS
Career: 5, vs. Idaho State (11/12/23)
Season: 4, vs. Coppin State (11/4/24)

FIELD GOALS
Career: 6, vs. Grambling (11/19/23)
Season: 4, vs. Coppin State (11/4/24)

FIELD GOAL ATTEMPTS
Career: 7, vs. Grambling (11/19/23)
Season: 5, vs. Coppin State (11/4/24)

3-POINTERS
Career: 2, vs. Coppin State (11/4/24)
Season: 2, vs. Coppin State (11/4/24)

3-POINT ATTEMPTS
Career: 3, vs. Coppin State (11/4/24)
Season: 3, vs. Coppin State (11/4/24)

FREE THROWS
Career: 5, vs. Prairie View (12/10/23)
Season: 1, vs. Coppin State (11/4/24)

FREE THROW ATTEMPTS
Career: 9, vs. Prairie View (12/10/23)
Season: 2, vs. Coppin State (11/4/24)

ASSISTS
Career: 2, twice - last vs. NC A&T (11/7/24)
Season: 2, vs. NC A&T (11/7/24)

TURNOVERS
Career: 2, vs. Prairie View (12/10/23)
Season: 1, twice - last vs. Michigan (11/10/24)

BLOCKS
Career: 1, 3x - last vs. Michigan (11/10/24)
Season: 1, twice - last vs. Michigan (11/10/24)

STEALS
Career: 3, vs. Coppin State (11/4/24)
Season: 3, vs. Coppin State (11/4/24)

MINUTES
Career: 20, vs. Grambling (11/19/23)
Season: 15, vs. Coppin State (11/4/24)

2024-25 GAME-BY-GAME STATS

#0 BILIEW, Omaha																			
Opponent	Date	GS	MIN	Total		3-Pointers		Free throws		Rebounds				PF	A	TO	BLK	STL	PTS
				FG-FGA	PCT	3FG-3FGA	PCT	FT-FTA	PCT	OFF	DEF	TOT	AVG						
Coppin St.	11/04/2024		15:06	4-5	.800	2-3	.667	1-2	.500	3	1	4	4.0	1	1	0	1	3	11
N.C. A&T	11/07/2024		11:49	1-2	.500	0-1	.000	0-0	.000	0	2	2	3.0	1	2	1	0	1	2
vs Michigan	11/10/2024		13:41	1-2	.500	1-2	.500	0-0	.000	0	1	1	2.3	0	0	1	1	0	3
Totals		0	40:36	6-9	.667	3-6	.500	1-2	.500	3	4	7	2.3	2	3	2	2	4	16

Player Averages											
Games Played	Minutes/ game	Points/ game	FG Pct	3FG Pct	FT Pct	Rebounds/ game	Assists/ game	Turnovers/ game	Assist/Turnover ratio	Steals/ game	Blocks/ game
3	13.5	5.3	66.7	50.0	50.0	2.3	1.0	0.7	1.5	1.3	0.7

BILIEW, Omaha

				Field Goals		3-Point		F-Throws		Rebounds									Scoring	
SEASON	TEAM	GP-GS	MIN/AVG	FG-FGA	FG%	3FG-3FGA	3FG%	FT-FTA	FT%	OFF	DEF	TOT	AVG	PF-FO	A	TO	BLK	STL	PTS	AVG
2023-24	IowaSt	20-0	147/7.3	15-29	.517	0-3	.000	17-28	.607	11	14	25	1.3	20-1	6	6	1	6	47	2.4
2024-25	WF	3-0	41/13.5	6-9	.667	3-6	.500	1-2	.500	3	4	7	2.3	2-0	3	2	2	4	16	5.3
TOTAL FOR WF		3-0	41/13.5	6-9	.667	3-6	.500	1-2	.500	3	4	7	2.3	2-0	3	2	2	4	16	5.3
TOTAL		23-0	187/8.1	21-38	.553	3-9	.333	18-30	.600	14	18	32	1.4	22-1	9	8	3	10	63	2.7



1

DAVIN COSBY
SOPHOMORE / 6-5 / 210 / G / RICHMOND, VA.

6.4 PPG | 1.5 RPG | 1.0 APG | 17.5 MPG

SEASON/CAREER HIGHS

POINTS
Career: 15, twice - last vs. USC Upstate (11/13/24)
Season: 15, vs. USC Upstate (11/13/24)

REBOUNDS
Career: 5, twice - last at Texas A&M (12/3/24)
Season: 5, at Texas A&M (12/3/24)

FIELD GOALS
Career: 5, 3x - last vs. James Madison (12/17/24)
Season: 5, twice - last vs. James Madison (12/17/24)

FIELD GOAL ATTEMPTS
Career: 13, at Texas A&M (12/3/24)
Season: 13, at Texas A&M (12/3/24)

3-POINTERS
Career: 5, twice - last vs. USC Upstate (11/13/24)
Season: 5, vs. USC Upstate (11/13/24)

3-POINT ATTEMPTS
Career: 11, twice - last at Texas A&M (12/3/24)
Season: 11, twice - last at Texas A&M (12/3/24)

FREE THROWS
Career: 3, vs. Mercer (11/17/23)
Season: 2, at Xavier (11/16/24)

FREE THROW ATTEMPTS
Career: 4, vs. Mercer (11/17/23)
Season: 2, 3x - last at Xavier (11/16/24)

ASSISTS
Career: 3, vs. Detroit Mercy (11/23/24)
Season: 3, vs. Detroit Mercy (11/23/24)

TURNOVERS
Career: 2, 3x - last vs. James Madison (12/17/24)
Season: 2, twice - last vs. James Madison (12/17/24)

BLOCKS
Career: 1, twice - last at Texas A&M (12/3/24)
Season: 1, at Texas A&M (12/3/24)

STEALS
Career: 3, 3x - last at Texas A&M (12/3/24)
Season: 3, twice - last at Texas A&M (12/3/24)

MINUTES
Career: 33, twice - last at Texas A&M (12/3/24)
Season: 33, twice - last at Texas A&M (12/3/24)

2024-25 GAME-BY-GAME STATS

#1 COSBY JR., Davin

Opponent	Date	GS	MIN	Total		3-Pointers		Free throws		Rebounds				PF	A	TO	BLK	STL	PTS	AVG
				FG	PCT	3FG	PCT	FT	PCT	OFF	DEF	TOT	AVG							
Coppin St.	11/04/2024		13:38	1-8	.125	1-8	.125	0-0	.000	0	1	1	1.0	2	1	0	0	2	3	3.0
N.C. A&T	11/07/2024		13:13	2-6	.333	2-6	.333	1-2	.500	1	1	2	1.5	0	0	1	0	0	7	5.0
vs Michigan	11/10/2024		07:26	1-3	.333	1-3	.333	0-0	.000	0	0	0	1.0	0	0	0	0	0	3	4.3
USC Upstate	11/13/2024		18:52	5-8	.625	5-7	.714	0-2	.000	0	0	0	0.8	1	0	1	0	3	15	7.0
at Xavier	11/16/2024	*	21:33	4-6	.667	3-5	.600	2-2	1.000	1	0	1	0.8	4	1	0	0	0	13	8.2
Western Caro.	11/19/2024	*	21:50	3-9	.333	2-8	.250	0-0	.000	0	0	0	0.7	2	2	0	0	0	8	8.2
Detroit Mercy	11/23/2024	*	32:46	4-12	.333	3-11	.273	0-0	.000	0	3	3	1.0	2	3	0	0	0	11	8.6
vs Florida	11/28/2024	*	13:01	1-5	.200	1-5	.200	0-0	.000	0	2	2	1.1	1	2	1	0	0	3	7.9
vs Minnesota	11/29/2024	*	06:45	1-2	.500	0-1	.000	0-0	.000	0	0	0	1.0	0	0	2	0	0	2	7.2
at Texas A&M	12/03/2024	*	32:55	4-13	.308	3-11	.273	0-0	.000	0	5	5	1.4	1	2	1	1	3	11	7.6
Boston College	12/07/2024	*	03:40	0-0	.000	0-0	.000	0-0	.000	0	0	0	1.3	0	0	1	0	0	0	6.9
James Madison	12/17/2024	*	29:43	5-10	.500	3-8	.375	0-0	.000	1	2	3	1.4	2	1	2	0	0	13	7.4
at Clemson	12/21/2024	*	15:17	0-3	.000	0-1	.000	0-0	.000	2	1	3	1.5	1	0	1	0	0	0	6.8
at Syracuse	12/31/2024		14:36	0-2	.000	0-2	.000	0-0	.000	0	1	1	1.5	0	2	0	0	1	0	6.4
Totals		9	245:15	31-87	.356	24-76	.316	3-6	.500	5	16	21	1.5	16	14	10	1	9	89	6.4

Player Averages

Games Played	Minutes/game	Points/game	FG Pct	3FG Pct	FT Pct	Rebounds/game	Assists/game	Turnovers/game	Assist/Turnover ratio	Steals/game	Blocks/game
14	17.5	6.4	35.6	31.6	50.0	1.5	1.0	0.7	1.4	0.6	0.1

COSBY JR., Davin

				Field Goals		3-Point		F-Throws		Rebounds				Scoring						
SEASON	TEAM	GP-GS	MIN/AVG	FG-FGA	FG%	3FG-3FGA	3FG%	FT-FTA	FT%	OFF	DEF	TOT	AVG	PF-FO	A	TO	BLK	STL	PTS	AVG
2023-24	UA	22-0	175/8.0	26-71	.366	22-64	.344	5-7	.714	2	17	19	0.9	14-0	10	8	1	6	79	3.6
2024-25	WF	14-9	245/17.5	31-87	.356	24-76	.316	3-6	.500	5	16	21	1.5	16-0	14	10	1	9	89	6.4
TOTAL FOR WF		14-9	245/17.5	31-87	.356	24-76	.316	3-6	.500	5	16	21	1.5	16-0	14	10	1	9	89	6.4
TOTAL		36-9	420/11.7	57-158	.361	46-140	.329	8-13	.615	7	33	40	1.1	30-0	24	18	2	15	168	4.7



2

JUKE HARRIS

FRESHMAN / 6-7 / 200 / F / SALISBURY, N.C.

6.1 PPG | 2.4 RPG | 47.5 FG% | 37.5 3FG% | 17.1 MPG

SEASON/CAREER HIGHS

POINTS
Career: 17, vs. NC State (1/4/25)
Season: 17, vs. NC State (1/4/25)

REBOUNDS
Career: 5, twice - last vs. NC State (1/4/25)
Season: 5, twice - last vs. NC State (1/4/25)

FIELD GOALS
Career: 6, vs. NC State (1/4/25)
Season: 6, vs. NC State (1/4/25)

FIELD GOAL ATTEMPTS
Career: 9, vs. USC Upstate (11/13/24)
Season: 9, vs. USC Upstate (11/13/24)

3-POINTERS
Career: 3, vs. Boston College (12/7/24)
Season: 3, vs. Boston College (12/7/24)

3-POINT ATTEMPTS
Career: 6, vs. USC Upstate (11/13/24)
Season: 6, vs. USC Upstate (11/13/24)

FREE THROWS
Career: 4, vs. NC State (1/4/25)
Season: 4, vs. NC State (1/4/25)

FREE THROW ATTEMPTS
Career: 6, vs. NC State (1/4/25)
Season: 6, vs. NC State (1/4/25)

ASSISTS
Career: 1, 5x - last vs. NC State (1/4/25)
Season: 1, 5x - last vs. NC State (1/4/25)

TURNOVERS
Career: 1, 6x - last vs. NC State (1/4/25)
Season: 1, 6x - last vs. NC State (1/4/25)

BLOCKS
Career: 2, vs. Detroit Mercy (11/23/24)
Season: 2, vs. Detroit Mercy (11/23/24)

STEALS
Career: 2, at Clemson (12/21/24)
Season: 2, at Clemson (12/21/24)

MINUTES
Career: 30, vs. Boston College (12/7/24)
Season: 30, vs. Boston College (12/7/24)

2024-25 GAME-BY-GAME STATS

#2 HARRIS, Juke

Opponent	Date	GS	MIN	Total		3-Pointers		Free throws		Rebounds				PF	A	TO	BLK	STL	PTS	AVG
				FG-FGA	PCT	3FG-3FGA	PCT	FT-FTA	PCT	OFF	DEF	TOT	AVG							
Coppin St.	11/04/2024		12:06	1-3	.333	0-2	.000	1-3	.333	0	0	0	0.0	3	0	1	0	0	3	3.0
N.C. A&T	11/07/2024		11:05	2-5	.400	1-1	1.000	0-0	.000	2	1	3	1.5	0	1	0	1	1	5	4.0
vs Michigan	11/10/2024		23:45	4-7	.571	1-3	.333	2-2	1.000	2	3	5	2.7	2	0	1	1	1	11	6.3
USC Upstate	11/13/2024		22:39	3-9	.333	1-6	.167	1-2	.500	0	2	2	2.5	0	0	0	0	0	8	6.8
at Xavier	11/16/2024		10:55	0-1	.000	0-1	.000	0-2	.000	0	0	0	2.0	2	0	0	0	0	0	5.4
Western Caro.	11/19/2024		19:57	2-4	.500	2-3	.667	2-2	1.000	0	3	3	2.2	2	0	0	0	1	8	5.8
Detroit Mercy	11/23/2024		21:24	1-7	.143	1-4	.250	1-2	.500	1	3	4	2.4	2	1	0	2	0	4	5.6
vs Florida	11/28/2024		14:51	1-1	1.000	0-0	.000	2-2	1.000	1	2	3	2.5	1	0	0	0	0	4	5.4
vs Minnesota	11/29/2024		11:41	1-3	.333	0-2	.000	0-0	.000	0	2	2	2.4	0	0	0	0	0	2	5.0
Boston College	12/07/2024		30:18	3-6	.500	3-5	.600	3-4	.750	0	2	2	2.4	1	1	0	0	0	12	5.7
James Madison	12/17/2024		04:11	0-0	.000	0-0	.000	0-0	.000	0	0	0	2.2	1	0	0	0	0	0	5.2
at Clemson	12/21/2024		09:30	1-1	1.000	0-0	.000	0-0	.000	0	1	1	2.1	0	0	1	0	2	2	4.9
at Syracuse	12/31/2024		18:57	3-4	.750	2-3	.667	2-3	.667	1	3	4	2.2	4	1	1	0	1	10	5.3
NC State	01/04/2025		27:45	6-8	.750	1-2	.500	4-6	.667	0	5	5	2.4	3	1	1	0	0	17	6.1
Totals		0	239:04	28-59	.475	12-32	.375	18-28	.643	7	27	34	2.4	21	5	6	4	6	86	6.1

Player Averages

Games Played	Minutes/ game	Points/ game	FG Pct	3FG Pct	FT Pct	Rebounds/ game	Assists/ game	Turnovers/ game	Assist/Turnover ratio	Steals/ game	Blocks/ game
14	17.1	6.1	47.5	37.5	64.3	2.4	0.4	0.4	0.8	0.4	0.3

HARRIS, Juke

				Field Goals		3-Point		F-Throws		Rebounds				Scoring						
SEASON	TEAM	GP-GS	MIN/AVG	FG-FGA	FG%	3FG-3FGA	3FG%	FT-FTA	FT%	OFF	DEF	TOT	AVG	PF-FO	A	TO	BLK	STL	PTS	AVG
2024-25	WF	14-0	239/17.1	28-59	.475	12-32	.375	18-28	.643	7	27	34	2.4	21-0	5	6	4	6	86	6.1
TOTAL		14-0	239/17.1	28-59	.475	12-32	.375	18-28	.643	7	27	34	2.4	21-0	5	6	4	6	86	6.1



4

EFTON REID

SENIOR / 7-0 / 250 / C / RICHMOND, VA.

7.5 PPG | 6.0 RPG | 1.1 BPG | 54.1 FG% | 27.4 MPG

SEASON/CAREER HIGHS

POINTS
Career: 17, vs. App State (3/20/24)
Season: 14, vs. USC Upstate (11/13/24)

REBOUNDS
Career: 14, twice - last at Boston College (1/2/24)
Season: 11, at Texas A&M (12/3/24)

FIELD GOALS
Career: 8, vs. Eastern Oregon (12/28/22)
Season: 5, twice - last vs. USC Upstate (11/13/24)

FIELD GOAL ATTEMPTS
Career: 13, twice - last vs. Rutgers (12/6/23)
Season: 9, vs. James Madison (12/17/24)

3-POINTERS
Career: 1, 10x - last vs. Michigan (11/10/24)
Season: 1, vs. Michigan (11/10/24)

3-POINT ATTEMPTS
Career: 3, 3x - last vs. James Madison (12/17/24)
Season: 3, twice - last vs. James Madison (12/17/24)

FREE THROWS
Career: 5, twice - last at Syracuse (12/31/24)
Season: 5, twice - last at Syracuse (12/31/24)

FREE THROW ATTEMPTS
Career: 7, vs. USC Upstate (11/13/24)
Season: 7, vs. USC Upstate (11/13/24)

ASSISTS
Career: 5, vs. Notre Dame (3/13/24)
Season: 2, 3x - last vs. James Madison (12/17/24)

TURNOVERS
Career: 5, 3x - last at Xavier (11/16/24)
Season: 5, twice - last at Xavier (11/16/24)

BLOCKS
Career: 5, 3x - last vs. Virginia (1/13/24)
Season: 4, vs. James Madison (12/17/24)

STEALS
Career: 2, 10x - last vs. James Madison (12/17/24)
Season: 2, 3x - last vs. James Madison (12/17/24)

MINUTES
Career: 37, 3x - last vs. Minnesota (11/29/24)
Season: 37, vs. Minnesota (11/29/24)

2024-25 GAME-BY-GAME STATS

#4 REID, Efton

Opponent	Date	GS	MIN	Total		3-Pointers		Free throws		Rebounds				PF		A	TO	BLK	STL	PTS	AVG
				FG-FGA	PCT	3FG-3FGA	PCT	FT-FTA	PCT	OFF	DEF	TOT	AVG								
Coppin St.	11/04/2024	*	28:05	2-6	.333	0-3	.000	0-3	.000	1	5	6	6.0	3	1	0	0	1	4	4.0	
N.C. A&T	11/07/2024	*	25:34	5-8	.625	0-2	.000	2-2	1.000	1	5	6	6.0	3	1	5	1	0	12	8.0	
vs Michigan	11/10/2024	*	29:20	3-7	.429	1-1	1.000	0-1	.000	6	4	10	7.3	4	2	2	1	0	7	7.7	
USC Upstate	11/13/2024	*	30:52	5-6	.833	0-1	.000	4-7	.571	3	5	8	7.5	4	1	2	0	0	14	9.3	
at Xavier	11/16/2024	*	29:45	4-6	.667	0-1	.000	1-2	.500	1	3	4	6.8	3	1	5	1	2	9	9.2	
Western Caro.	11/19/2024	*	05:55	1-1	1.000	0-0	.000	0-0	.000	1	1	2	6.0	1	0	0	0	0	2	8.0	
vs Florida	11/28/2024	*	28:16	1-7	.143	0-1	.000	2-2	1.000	0	3	3	5.6	4	1	1	2	1	4	7.4	
vs Minnesota	11/29/2024	*	36:36	4-5	.800	0-0	.000	2-2	1.000	2	6	8	5.9	3	1	0	2	1	10	7.8	
at Texas A&M	12/03/2024	*	31:09	1-1	1.000	0-0	.000	0-0	.000	6	5	11	6.4	5	2	1	0	0	2	7.1	
Boston College	12/07/2024	*	34:05	3-7	.429	0-0	.000	5-6	.833	1	3	4	6.2	2	0	0	1	2	11	7.5	
James Madison	12/17/2024	*	28:50	4-9	.444	0-3	.000	1-3	.333	0	3	3	5.9	2	2	2	4	2	9	7.6	
at Clemson	12/21/2024	*	32:43	3-5	.600	0-0	.000	1-2	.500	1	7	8	6.1	4	0	1	0	1	7	7.6	
at Syracuse	12/31/2024	*	21:60	2-4	.500	0-0	.000	5-6	.833	3	3	6	6.1	4	0	0	2	0	9	7.7	
NC State	01/04/2025	*	19:49	2-2	1.000	0-0	.000	1-1	1.000	2	3	5	6.0	4	1	1	1	1	5	7.5	
Totals		14	382:59	40-74	.541	1-12	.083	24-37	.649	28	56	84	6.0	46	13	20	15	11	105	7.5	

Player Averages

Games Played	Minutes/ game	Points/ game	FG Pct	3FG Pct	FT Pct	Rebounds/ game	Assists/ game	Turnovers/ game	Assist/Turnover ratio	Steals/ game	Blocks/ game
14	27.4	7.5	54.1	8.3	64.9	6.0	0.9	1.4	0.7	0.8	1.1

REID, Efton

				Field Goals		3-Point		F-Throws		Rebounds										Scoring	
SEASON	TEAM	GP-GS	MIN/AVG	FG-FGA	FG%	3FG-3FGA	3FG%	FT-FTA	FT%	OFF	DEF	TOT	AVG	PF-FO	A	TO	BLK	STL	PTS	AVG	
2021-22	LS	34-34	668/19.6	97-187	.519	5-20	.250	14-29	.483	51	95	146	4.3	113-5	16	47	26	17	213	6.3	
2022-23	Gonz	25-0	116/4.6	23-37	.622	0-3	.000	7-13	.538	10	16	26	1.0	27-1	2	14	2	3	53	2.1	
2023-24	WF	28-25	774/27.6	106-194	.546	9-32	.281	48-57	.842	65	155	220	7.9	91-3	44	44	36	18	269	9.6	
2024-25	WF	14-14	383/27.4	40-74	.541	1-12	.083	24-37	.649	28	56	84	6.0	46-1	13	20	15	11	105	7.5	
TOTAL FOR WF		42-39	1157/27.5	146-268	.545	10-44	.227	72-94	.766	93	211	304	7.2	137-4	57	64	51	29	374	8.9	
TOTAL		101-73	1941/19.2	266-492	.541	15-67	.224	93-136	.684	154	322	476	4.7	277-10	75	125	79	49	640	6.3	



6

CAMERON HILDRETH

SENIOR / 6-4 / 195 / G / WORTHING, ENGLAND

12.4 PPG | 4.3 RPG | 3.5 APG | 1.5 SPG | 82.1 FT% | 33.2 MPG

SEASON/CAREER HIGHS

POINTS
Career: 33, vs. Elon (11/6/23)
Season: 22, vs. Boston College (12/7/24)

REBOUNDS
Career: 12, vs. Syracuse (2/3/24)
Season: 10, vs. Boston College (12/7/24)

FIELD GOALS
Career: 13, vs. Elon (11/6/23)
Season: 6, 3x - last at Clemson (12/21/24)

FIELD GOAL ATTEMPTS
Career: 18, twice - last at Florida State (1/9/24)
Season: 13, vs. Michigan (11/10/24)

3-POINTERS
Career: 5, vs. Miami (1/6/24)
Season: 3, vs. Coppin State (11/4/24)

3-POINT ATTEMPTS
Career: 9, twice - last at Florida State (1/9/24)
Season: 6, vs. Coppin State (11/4/24)

FREE THROWS
Career: 14, vs. Boston College (12/7/24)
Season: 14, vs. Boston College (12/7/24)

FREE THROW ATTEMPTS
Career: 18, vs. Boston College (12/7/24)
Season: 18, vs. Boston College (12/7/24)

ASSISTS
Career: 10, vs. Hampton (11/26/22)
Season: 7, vs. Michigan (11/10/24)

TURNOVERS
Career: 5, 5x - last at Xavier (11/16/24)
Season: 5, twice - last at Xavier (11/16/24)

BLOCKS
Career: 2, 4x - last vs. Detroit Mercy (11/23/24)
Season: 2, vs. Detroit Mercy (11/23/24)

STEALS
Career: 4, 3x - last vs. Michigan (11/10/24)
Season: 4, vs. Michigan (11/10/24)

MINUTES
Career: 44, vs. LSU (11/19/23)
Season: 40, vs. Michigan (11/10/24)

2024-25 GAME-BY-GAME STATS

#6 HILDRETH, Cameron

Opponent	Date	GS	MIN	Total		3-Pointers		Free throws		Rebounds				PF	A	TO	BLK	STL	PTS	AVG
				FG-FGA	PCT	3FG-3FGA	PCT	FT-FTA	PCT	OFF	DEF	TOT	AVG							
Coppin St.	11/04/2024	*	30:22	4-8	.500	3-6	.500	4-6	.667	1	4	5	5.0	3	4	3	1	1	15	15.0
N.C. A&T	11/07/2024	*	30:24	3-8	.375	0-1	.000	5-5	1.000	0	8	8	6.5	4	3	0	0	2	11	13.0
vs Michigan	11/10/2024	*	40:00	4-13	.308	0-3	.000	0-1	.000	0	3	3	5.3	1	7	5	0	4	8	11.3
USC Upstate	11/13/2024	*	35:23	3-8	.375	0-2	.000	12-14	.857	3	2	5	5.3	3	5	3	1	2	18	13.0
at Xavier	11/16/2024	*	26:01	1-5	.200	0-3	.000	0-0	.000	0	5	5	5.2	1	2	5	1	1	2	10.8
Western Caro.	11/19/2024	*	34:12	6-12	.500	2-3	.667	4-4	1.000	1	2	3	4.8	0	6	1	0	2	18	12.0
Detroit Mercy	11/23/2024	*	34:13	1-10	.100	0-4	.000	3-4	.750	1	4	5	4.9	2	3	0	2	0	5	11.0
vs Florida	11/28/2024	*	36:11	6-12	.500	0-4	.000	3-3	1.000	0	0	0	4.3	4	3	3	0	3	15	11.5
vs Minnesota	11/29/2024	*	32:41	4-8	.500	0-1	.000	5-6	.833	0	4	4	4.2	2	2	4	0	1	13	11.7
at Texas A&M	12/03/2024	*	37:19	2-12	.167	0-2	.000	0-0	.000	1	2	3	4.1	4	6	4	0	2	4	10.9
Boston College	12/07/2024	*	38:18	4-8	.500	0-1	.000	14-18	.778	0	10	10	4.6	2	3	2	0	2	22	11.9
James Madison	12/17/2024	*	33:39	5-8	.625	2-3	.667	6-8	.750	0	3	3	4.5	4	1	3	0	0	18	12.4
at Clemson	12/21/2024	*	33:20	6-11	.545	1-1	1.000	2-2	1.000	0	4	4	4.5	3	1	4	0	0	15	12.6
at Syracuse	12/31/2024	*	24:40	5-9	.556	2-2	1.000	2-2	1.000	0	3	3	4.4	4	2	2	0	1	14	12.7
NC State	01/04/2025	*	31:35	2-9	.222	0-2	.000	4-5	.800	2	2	4	4.3	2	4	0	1	1	8	12.4
Totals			14 498:18	56-141	.397	10-38	.263	64-78	.821	9	56	65	4.3	39	52	39	6	22	186	12.4

Player Averages

Games Played	Minutes/game	Points/game	FG Pct	3FG Pct	FT Pct	Rebounds/game	Assists/game	Turnovers/game	Assist/Turnover ratio	Steals/game	Blocks/game
15	33.2	12.4	39.7	26.3	82.1	4.3	3.5	2.6	1.3	1.5	0.4

HILDRETH, Cameron

				Field Goals		3-Point		F-Throws		Rebounds				Scoring						
SEASON	TEAM	GP-GS	MIN/AVG	FG-FGA	FG%	3FG-3FGA	3FG%	FT-FTA	FT%	OFF	DEF	TOT	AVG	PF-FO	A	TO	BLK	STL	PTS	AVG
2021-22	WF	32-0	425/13.3	42-91	.462	8-29	.276	32-46	.696	19	73	92	2.9	42-0	37	36	3	19	124	3.9
2022-23	WF	33-28	1042/31.6	146-314	.465	20-61	.328	96-130	.738	32	142	174	5.3	81-1	94	74	5	41	408	12.4
2023-24	WF	35-35	1195/34.1	164-361	.454	40-114	.351	115-143	.804	14	150	164	4.7	87-2	84	72	6	35	483	13.8
2024-25	WF	15-14	498/33.2	56-141	.397	10-38	.263	64-78	.821	9	56	65	4.3	39-0	52	39	6	22	186	12.4
TOTAL		115-77	3161/27.5	408-907	.450	78-242	.322	307-397	.773	74	421	495	4.3	249-3	267	221	20	117	1201	10.4



7 PARKER FRIEDRICHSEN

SOPHOMORE / 6-4 / 185 / G / BIXBY, OKLA.

4.1 PPG | 1.3 RPG | 1.0 SPG | 87.5 FT% | 18.0 MPG

SEASON/CAREER HIGHS

POINTS
Career: 19, vs. NJIT (12/9/23)
Season: 14, vs. Western Carolina (11/19/24)

REBOUNDS
Career: 6, vs. Utah (11/16/23)
Season: 3, twice - last vs. Michigan (11/10/24)

FIELD GOALS
Career: 6, vs. NJIT (12/9/23)
Season: 4, vs. Western Carolina (11/19/24)

FIELD GOAL ATTEMPTS
Career: 9, vs. Western Carolina (11/19/24)
Season: 9, vs. Western Carolina (11/19/24)

3-POINTERS
Career: 5, vs. NJIT (12/9/23)
Season: 4, vs. Western Carolina (11/19/24)

3-POINT ATTEMPTS
Career: 8, twice - last vs. Western Carolina (11/19/24)
Season: 8, vs. Western Carolina (11/19/24)

FREE THROWS
Career: 4, twice - last vs. Michigan (11/10/24)
Season: 4, twice - last vs. Michigan (11/10/24)

FREE THROW ATTEMPTS
Career: 4, twice - last vs. Michigan (11/10/24)
Season: 4, twice - last vs. Michigan (11/10/24)

ASSISTS
Career: 3, twice - last vs. Florida (11/28/24)
Season: 3, vs. Florida (11/28/24)

TURNOVERS
Career: 2, at Florida State (1/9/24)
Season: 1, 6x - last vs. NC State (1/4/25)

BLOCKS
Career: 1, twice - last at Notre Dame (2/27/24)
Season: N/A

STEALS
Career: 4, vs. Delaware State (12/18/23)
Season: 3, twice - last at Clemson (12/21/24)

MINUTES
Career: 26, twice - last at Virginia Tech (3/2/24)
Season: 27, vs. NC A&T (11/7/24)

2024-25 GAME-BY-GAME STATS

#7 FRIEDRICHSEN, Parker

Opponent	Date	GS	MIN	Total		3-Pointers		Free throws		Rebounds				PF		A	TO	BLK	STL	PTS		AVG
				FG-FGA	PCT	3FG-3FGA	PCT	FT-FTA	PCT	OFF	DEF	TOT	AVG									
Coppin St.	11/04/2024	*	24:10	1-6	.167	0-5	.000	0-0	.000	0	3	3	3.0	1	2	1	0	2	2	2	2.0	
N.C. A&T	11/07/2024	*	26:41	2-5	.400	2-5	.400	4-4	1.000	0	2	2	2.5	2	2	1	0	1	10	6.0		
vs Michigan	11/10/2024	*	22:56	1-4	.250	0-3	.000	4-4	1.000	1	2	3	2.7	2	0	0	0	3	6	6.0		
USC Upstate	11/13/2024	*	17:21	0-5	.000	0-5	.000	1-2	.500	0	2	2	2.5	1	1	0	0	1	1	4.8		
at Xavier	11/16/2024		11:16	1-1	1.000	0-0	.000	0-0	.000	0	1	1	2.2	2	1	1	0	1	2	4.2		
Western Caro.	11/19/2024		21:43	4-9	.444	4-8	.500	2-2	1.000	0	1	1	2.0	1	0	1	0	1	14	5.8		
Detroit Mercy	11/23/2024		15:04	0-3	.000	0-3	.000	0-0	.000	0	0	0	1.7	1	0	0	0	0	0	5.0		
vs Florida	11/28/2024		24:36	1-5	.200	1-5	.200	0-0	.000	0	2	2	1.8	1	3	0	0	2	3	4.8		
vs Minnesota	11/29/2024		15:16	2-5	.400	1-4	.250	1-2	.500	1	0	1	1.7	3	1	0	0	0	6	4.9		
at Texas A&M	12/03/2024		11:14	0-2	.000	0-2	.000	0-0	.000	0	0	0	1.5	2	0	0	0	0	0	4.4		
Boston College	12/07/2024		16:56	1-2	.500	1-2	.500	0-0	.000	0	0	0	1.4	2	2	0	0	1	3	4.3		
James Madison	12/17/2024	*	15:43	1-5	.200	0-3	.000	0-0	.000	0	0	0	1.3	1	1	0	0	0	2	4.1		
at Clemson	12/21/2024		16:43	1-5	.200	0-4	.000	2-2	1.000	0	1	1	1.2	1	0	0	0	3	4	4.1		
at Syracuse	12/31/2024		16:05	1-3	.333	1-3	.333	0-0	.000	0	1	1	1.2	3	2	1	0	0	3	4.0		
NC State	01/04/2025		14:32	2-4	.500	2-4	.500	0-0	.000	0	2	2	1.3	1	0	1	0	0	6	4.1		
Totals		5	270:16	18-64	.281	12-56	.214	14-16	.875	2	17	19	1.3	24	15	6	0	15	62	4.1		

Player Averages

Games Played	Minutes/game	Points/game	FG Pct	3FG Pct	FT Pct	Rebounds/game	Assists/game	Turnovers/game	Assist/Turnover ratio	Steals/game	Blocks/game
15	18.0	4.1	28.1	21.4	87.5	1.3	1.0	0.4	2.5	1.0	0.0

FRIEDRICHSEN, Parker

				Field Goals		3-Point		F-Throws		Rebounds								Scoring		
SEASON	TEAM	GP-GS	MIN/AVG	FG-FGA	FG%	3FG-3FGA	3FG%	FT-FTA	FT%	OFF	DEF	TOT	AVG	PF-FO	A	TO	BLK	STL	PTS	AVG
2023-24	WF	35-1	628/17.9	59-149	.396	50-137	.365	9-13	.692	10	36	46	1.3	34-0	21	9	2	23	177	5.1
2024-25	WF	15-5	270/18.0	18-64	.281	12-56	.214	14-16	.875	2	17	19	1.3	24-0	15	6	0	15	62	4.1
TOTAL		50-6	898/18.0	77-213	.362	62-193	.321	23-29	.793	12	53	65	1.3	58-0	36	15	2	38	239	4.8



8

TY-LAUR JOHNSON

SOPHOMORE / 6-0 / 175 / G / BROOKLYN, N.Y.

4.3 PPG | 1.5 RPG | 1.8 APG | 1.0 SPG | 16.2 MPG

SEASON/CAREER HIGHS

POINTS
Career: 27, vs. Florida State (2/3/24)
Season: 11, at Syracuse (12/31/24)

REBOUNDS
Career: 6, vs. Florida State (2/3/24)
Season: 4, vs. Coppin State (11/4/24)

FIELD GOALS
Career: 9, vs. Florida State (2/3/24)
Season: 4, at Syracuse (12/31/24)

FIELD GOAL ATTEMPTS
Career: 15, vs. Florida State (2/3/24)
Season: 8, at Syracuse (12/31/24)

3-POINTERS
Career: 2, 3x - last at Syracuse (12/31/24)
Season: 2, at Syracuse (12/31/24)

3-POINT ATTEMPTS
Career: 5, twice - last at Duke (2/28/24)
Season: 4, 3x - last vs. NC State (1/4/25)

FREE THROWS
Career: 10, vs. Texas (11/19/23)
Season: 4, vs. NC State (1/4/25)

FREE THROW ATTEMPTS
Career: 12, vs. Texas (11/19/23)
Season: 4, twice - last vs. NC State (1/4/25)

ASSISTS
Career: 11, vs. Florida State (2/3/24)
Season: 4, 3x - last vs. NC State (1/4/25)

TURNOVERS
Career: 5, 4x - last vs. Georgia Tech (2/10/24)
Season: 4, twice - last vs. Minnesota (11/29/24)

BLOCKS
Career: 1, 11x - last vs. Western Carolina (11/19/24)
Season: 1, 3x - last vs. Western Carolina (11/19/24)

STEALS
Career: 4, at Boston College (2/13/24)
Season: 3, vs. Minnesota (11/29/24)

MINUTES
Career: 38, twice - last vs. NC State (1/4/25)
Season: 38, vs. NC State (1/4/25)

2024-25 GAME-BY-GAME STATS

#8 JOHNSON, Ty-Laur																			
				Total		3-Pointers		Free throws		Rebounds									
Opponent	Date	GS	MIN	FG-FGA	PCT	3FG-3FGA	PCT	FT-FTA	PCT	OFF	DEF	TOT	AVG	PF	A	TO	BLK	STL	PTS
Coppin St.	11/04/2024		16:16	2-6	.333	1-2	.500	2-3	.667	2	2	4	4.0	3	0	2	1	1	7
N.C. A&T	11/07/2024		16:31	1-2	.500	0-1	.000	2-2	1.000	0	1	1	2.5	0	2	4	0	1	4
at Xavier	11/16/2024		15:41	1-2	.500	0-1	.000	2-3	.667	0	1	1	2.0	0	1	1	1	0	4
Western Caro.	11/19/2024		18:11	0-5	.000	0-2	.000	0-0	.000	0	0	0	1.5	3	3	2	1	2	0
Detroit Mercy	11/23/2024		13:57	2-5	.400	1-4	.250	0-0	.000	0	2	2	1.6	1	1	2	0	1	5
vs Minnesota	11/29/2024		23:34	1-5	.200	0-2	.000	0-0	.000	1	1	2	1.7	0	4	4	0	3	2
at Texas A&M	12/03/2024		02:04	0-1	.000	0-0	.000	0-0	.000	0	0	0	1.4	0	0	2	0	0	0
Boston College	12/07/2024		19:40	1-2	.500	0-1	.000	2-4	.500	0	1	1	1.4	3	4	1	0	0	4
James Madison	12/17/2024		02:22	0-1	.000	0-1	.000	0-0	.000	0	0	0	1.2	0	0	1	0	0	0
at Clemson	12/21/2024		08:36	2-4	.500	0-1	.000	2-2	1.000	0	2	2	1.3	1	1	3	0	1	6
at Syracuse	12/31/2024	*	20:04	4-8	.500	2-4	.500	1-1	1.000	0	2	2	1.4	4	2	2	0	2	11
NC State	01/04/2025	*	37:42	2-7	.286	1-4	.250	4-4	1.000	2	1	3	1.5	1	4	3	0	1	9
Totals		2	194:37	16-48	.333	5-23	.217	15-19	.789	5	13	18	1.5	16	22	27	3	12	52

Player Averages											
Games Played	Minutes/ game	Points/ game	FG Pct	3FG Pct	FT Pct	Rebounds/ game	Assists/ game	Turnovers/ game	Assist/Turnover ratio	Steals/ game	Blocks/ game
12	16.2	4.3	33.3	21.7	78.9	1.5	1.8	2.3	0.8	1.0	0.3

JOHNSON, Ty-laur

				Field Goals		3-Point		F-Throws		Rebounds								Scoring	
SEASON	TEAM	GP-GS	MIN/AVG	FG-FGA	FG%	3FG-3FGA	3FG%	FT-FTA	FT%	OFF	DEF	TOT	AVG	PF-FO	A	TO	BLK	STL	PTS
2023-24	LOU	30-8	694/23.1	80-214	.374	12-62	.194	89-108	.824	15	38	53	1.8	86-5	109	70	8	41	261
2024-25	WF	12-2	195/16.2	16-48	.333	5-23	.217	15-19	.789	5	13	18	1.5	16-0	22	27	3	12	52
TOTAL FOR WF		12-2	195/16.2	16-48	.333	5-23	.217	15-19	.789	5	13	18	1.5	16-0	22	27	3	12	52
TOTAL		42-10	888/21.2	96-262	.366	17-85	.200	104-127	.819	20	51	71	1.7	102-5	131	97	11	53	313



11

MARQUS MARION
SOPHOMORE / 6-9 / 215 / F / SKOVLUNDE, DENMARK

-- PPG | -- RPG | -- APG | -- FG% | -- 3FG% | -- MPG

SEASON/CAREER HIGHS

POINTS
Career: 5, twice - last vs. Charleston So. (11/24/23)
Season: N/A

REBOUNDS
Career: 8, at Georgia (11/10/23)
Season: N/A

FIELD GOALS
Career: 2, vs. LSU (11/19/23)
Season: N/A

FIELD GOAL ATTEMPTS
Career: 2, 5x - last vs. Virginia Tech (12/30/23)
Season: N/A

3-POINTERS
Career: 1, twice - last vs. Charleston So. (11/24/23)
Season: N/A

3-POINT ATTEMPTS
Career: 2, at Georgia (11/10/23)
Season: N/A

FREE THROWS
Career: 2, 3x - last vs. Delaware State (12/18/23)
Season: N/A

FREE THROW ATTEMPTS
Career: 2, 6x - last at Virginia Tech (3/2/24)
Season: N/A

ASSISTS
Career: 2, vs. Utah (11/16/23)
Season: N/A

TURNOVERS
Career: 2, at Georgia (11/10/23)
Season: N/A

BLOCKS
Career: 3, vs. LSU (11/19/23)
Season: N/A

STEALS
Career: 2, twice - last vs. Charleston So. (11/24/23)
Season: N/A

MINUTES
Career: 29, at Georgia (11/10/23)
Season: N/A

2023-24 GAME-BY-GAME STATS

#1 MARION, Marqus

Opponent	Date	GS	MIN	Total		3-Pointers		Free throws		Rebounds				PF		A		TO		BLK		STL		PTS		AVG
				FG-FGA	PCT	3FG-3FGA	PCT	FT-FTA	PCT	OFF	DEF	TOT	AVG													
Elon	11/06/2023		28:28	0-2	.000	0-1	.000	0-0	.000	3	3	6	6.0	2	0	1	0	0	0	0	0	0	0.0			
at Georgia	11/10/2023		29:11	1-2	.500	1-2	.500	2-2	1.000	2	6	8	7.0	2	0	2	0	0	0	0	5	2.5				
vs Utah	11/16/2023		15:44	0-0	.000	0-0	.000	0-0	.000	1	2	3	5.7	1	2	0	0	0	2	0	1.7					
vs Towson	11/17/2023		19:21	0-1	.000	0-0	.000	0-0	.000	2	0	2	4.8	1	0	0	0	1	0	1.3						
vs LSU	11/19/2023		24:55	2-2	1.000	0-0	.000	0-2	.000	1	4	5	4.8	3	0	0	3	1	4	1.8						
Charleston So.	11/24/2023		27:02	1-1	1.000	1-1	1.000	2-2	1.000	0	4	4	4.7	1	0	0	1	2	5	2.3						
Florida	11/29/2023		01:55	0-0	.000	0-0	.000	0-0	.000	0	0	0	4.0	1	0	0	0	0	0	2.0						
Rutgers	12/06/2023		08:46	0-1	.000	0-1	.000	0-0	.000	2	1	3	3.9	1	0	1	0	0	0	1.8						
NJIT	12/09/2023		08:57	0-0	.000	0-0	.000	0-0	.000	0	2	2	3.7	0	0	0	0	0	0	1.6						
Delaware St.	12/18/2023		13:52	1-2	.500	0-0	.000	2-2	1.000	0	2	2	3.5	4	0	1	1	0	4	1.8						
Presbyterian	12/21/2023		05:46	0-0	.000	0-0	.000	0-0	.000	0	0	0	3.2	2	0	0	0	0	0	1.6						
Virginia Tech	12/30/2023		11:12	1-2	.500	0-0	.000	0-0	.000	3	1	4	3.3	1	0	0	0	0	2	1.7						
at Boston College	01/02/2024		05:19	0-0	.000	0-0	.000	0-0	.000	0	0	0	3.0	0	0	0	0	0	0	1.5						
Miami (FL)	01/06/2024		05:05	0-0	.000	0-0	.000	1-2	.500	1	0	1	2.9	0	1	0	0	0	1	1.5						
at Florida St.	01/09/2024		03:49	0-0	.000	0-0	.000	0-0	.000	0	0	0	2.7	1	0	0	0	0	0	1.4						
Virginia	01/13/2024		02:22	0-0	.000	0-0	.000	0-0	.000	0	0	0	2.5	0	0	0	0	0	0	1.3						
Syracuse	02/03/2024		01:13	0-0	.000	0-0	.000	0-0	.000	0	0	0	2.4	0	0	0	0	0	0	1.2						
at Georgia Tech	02/06/2024		02:55	0-0	.000	0-0	.000	0-0	.000	0	0	0	2.2	1	0	0	0	0	0	1.2						
Pittsburgh	02/20/2024		02:13	1-1	1.000	0-0	.000	0-0	.000	1	0	1	2.2	0	0	0	0	0	2	1.2						
at Virginia Tech	03/02/2024		08:39	0-0	.000	0-0	.000	0-2	.000	0	1	1	2.1	1	0	0	0	0	0	1.2						
Georgia Tech	03/05/2024		04:46	0-0	.000	0-0	.000	0-0	.000	0	1	1	2.0	0	0	0	0	0	0	1.1						
Totals		0	231:29	7-14	.500	2-5	.400	7-12	.583	16	27	43	2.0	22	3	5	5	6	23	1.1						

Player Averages

Games Played	Minutes/ game	Points/ game	FG Pct	3FG Pct	FT Pct	Rebounds/ game	Assists/ game	Turnovers/ game	Assist/Turnover ratio	Steals/ game	Blocks/ game
21	11.0	1.1	50.0	40.0	58.3	2.0	0.1	0.2	0.6	0.3	0.2

MARION, Marqus

				Field Goals		3-Point		F-Throws		Rebounds									Scoring	
SEASON	TEAM	GP-GS	MIN/AVG	FG-FGA	FG%	3FG-3FGA	3FG%	FT-FTA	FT%	OFF	DEF	TOT	AVG	PF-FO	A	TO	BLK	STL	PTS	AVG
2023-24	WF	21-0	231/11.0	7-14	.500	2-5	.400	7-12	.583	16	27	43	2.0	22-0	3	5	5	6	23	1.1
TOTAL		21-0	231/11.0	7-14	.500	2-5	.400	7-12	.583	16	27	43	2.0	22-0	3	5	5	6	23	1.1



20 MASON HAGEDORN

FRESHMAN / 6-9 / 225 / F / CHARLOTTE, N.C.

-- PPG | -- RPG | -- FG% | -- 3FG% | -- MPG

SEASON/CAREER HIGHS

POINTS

Career: N/A
Season: N/A

REBOUNDS

Career: N/A
Season: N/A

FIELD GOALS

Career: N/A
Season: N/A

FIELD GOAL ATTEMPTS

Career: N/A
Season: N/A

3-POINTERS

Career: N/A
Season: N/A

3-POINT ATTEMPTS

Career: N/A
Season: N/A

FREE THROWS

Career: N/A
Season: N/A

FREE THROW ATTEMPTS

Career: N/A
Season: N/A

ASSISTS

Career: N/A
Season: N/A

TURNOVERS

Career: N/A
Season: N/A

BLOCKS

Career: N/A
Season: N/A

STEALS

Career: N/A
Season: N/A

MINUTES

Career: N/A
Season: N/A

BIO

Competed for Huntington Prep in Huntington, West Virginia for his senior campaign, playing as a forward...Was a member of the Combine Academy National squad during the 2022-23 school year, helping the team go 36-5 overall en route to capturing the 2023 Hoop State Championship...Selected to Chris Paul's annual CP3 Rising Stars National Camp as an underclassman in 2021...Played for BSA Supreme and Garner Road 3SSB within the AAU scene



23

HUNTER SALLIS

SENIOR / 6-5 / 195 / G / OMAHA, NEB.

18.3 PPG | 4.1 RPG | 3.1 APG | 1.5 SPG | 45.5 FG% | 86.7 FT% | 35.4 MPG

SEASON/CAREER HIGHS

POINTS
Career: 33, vs. NC State (2/10/24)
Season: 31, vs. Detroit Mercy (11/23/24)

REBOUNDS
Career: 12, vs. James Madison (12/17/24)
Season: 12, vs. James Madison (12/17/24)

FIELD GOALS
Career: 12, 3x - last vs. James Madison (12/17/24)
Season: 12, twice - last vs. James Madison (12/17/24)

FIELD GOAL ATTEMPTS
Career: 22, at Texas A&M (12/3/24)
Season: 22, at Texas A&M (12/3/24)

3-POINTERS
Career: 5, 4x - last vs. Detroit Mercy (11/23/24)
Season: 5, vs. Detroit Mercy (11/23/24)

3-POINT ATTEMPTS
Career: 13, at Texas A&M (12/3/24)
Season: 13, at Texas A&M (12/3/24)

FREE THROWS
Career: 7, at Syracuse (12/31/24)
Season: 7, at Syracuse (12/31/24)

FREE THROW ATTEMPTS
Career: 10, at North Carolina (1/22/24)
Season: 8, at Syracuse (12/31/24)

ASSISTS
Career: 7, vs. Portland (1/14/23)
Season: 6, vs. USC Upstate (11/13/24)

TURNOVERS
Career: 6, vs. LSU (11/19/23)
Season: 5, twice - last at Clemson (12/21/24)

BLOCKS
Career: 2, 5x - last vs. Detroit Mercy (11/23/24)
Season: 2, twice - last vs. Detroit Mercy (11/23/24)

STEALS
Career: 4, 3x - last at Texas A&M (12/3/24)
Season: 4, at Texas A&M (12/3/24)

MINUTES
Career: 45, vs. LSU (11/19/23)
Season: 40, 3x - last at Syracuse (12/31/24)

2024-25 GAME-BY-GAME STATS

#23 SALLIS, Hunter

Opponent	Date	GS	MIN	Total		3-Pointers		Free throws		Rebounds				PF		A		TO		BLK		STL		PTS	AVG
				FG-FGA	PCT	3FG-3FGA	PCT	FT-FTA	PCT	OFF	DEF	TOT	AVG												
Coppin St.	11/04/2024	*	35:36	3-8	.375	1-5	.200	3-6	.500	0	3	3	3.0	1	5	2	1	0	10	10.0					
N.C. A&T	11/07/2024	*	30:45	4-12	.333	0-4	.000	6-7	.857	0	3	3	3.0	4	3	2	0	1	14	12.0					
vs Michigan	11/10/2024	*	33:37	6-13	.462	0-2	.000	6-7	.857	0	4	4	3.3	4	2	3	0	0	18	14.0					
USC Upstate	11/13/2024	*	38:29	9-14	.643	1-5	.200	4-4	1.000	0	5	5	3.8	2	6	4	0	3	23	16.3					
at Xavier	11/16/2024	*	40:00	5-13	.385	2-3	.667	4-4	1.000	0	2	2	3.4	2	5	4	2	1	16	16.2					
Western Caro.	11/19/2024	*	29:40	6-15	.400	2-7	.286	6-6	1.000	2	1	3	3.3	2	5	2	0	0	20	16.8					
Detroit Mercy	11/23/2024	*	38:03	12-18	.667	5-9	.556	2-2	1.000	0	3	3	3.3	3	4	2	2	3	31	18.9					
vs Florida	11/28/2024	*	38:32	5-17	.294	1-5	.200	4-4	1.000	0	6	6	3.6	3	0	4	0	1	15	18.4					
vs Minnesota	11/29/2024	*	30:52	1-11	.091	0-5	.000	2-2	1.000	1	4	5	3.8	4	1	1	0	1	4	16.8					
at Texas A&M	12/03/2024	*	40:00	7-22	.318	3-13	.231	2-4	.500	0	3	3	3.7	2	0	5	0	4	19	17.0					
Boston College	12/07/2024	*	26:14	4-10	.400	0-3	.000	1-1	1.000	0	2	2	3.5	3	2	2	0	2	9	16.3					
James Madison	12/17/2024	*	36:44	12-20	.600	2-5	.400	1-1	1.000	5	7	12	4.3	0	5	1	1	1	27	17.2					
at Clemson	12/21/2024	*	37:47	11-15	.733	2-4	.500	2-2	1.000	0	3	3	4.2	4	2	5	0	2	26	17.8					
at Syracuse	12/31/2024	*	40:00	7-18	.389	2-4	.500	7-8	.875	0	2	2	4.0	1	4	1	1	2	23	18.2					
NC State	01/04/2025	*	35:03	8-14	.571	2-4	.500	2-2	1.000	1	4	5	4.1	2	3	0	1	1	20	18.3					
Totals			15 531:23	100-220	.455	23-78	.295	52-60	.867	9	52	61	4.1	37	47	38	8	22	275	18.3					

Player Averages

Games Played	Minutes/ game	Points/ game	FG Pct	3FG Pct	FT Pct	Rebounds/ game	Assists/ game	Turnovers/ game	Assist/Turnover ratio	Steals/ game	Blocks/ game
15	35.4	18.3	45.5	29.5	86.7	4.1	3.1	2.5	1.2	1.5	0.5

SALLIS, Hunter

				Field Goals		3-Point		F-Throws		Rebounds									Scoring	
SEASON	TEAM	GP-GS	MIN/AVG	FG-FGA	FG%	3FG-3FGA	3FG%	FT-FTA	FT%	OFF	DEF	TOT	AVG	PF-FO	A	TO	BLK	STL	PTS	AVG
2021-22	Gonz	32-0	432/13.5	57-101	.564	5-19	.263	17-24	.708	18	45	63	2.0	35-0	20	21	5	19	136	4.3
2022-23	Gonz	37-0	619/16.7	61-131	.466	11-43	.256	32-41	.780	19	62	81	2.2	73-3	51	28	7	24	165	4.5
2023-24	WF	34-34	1204/35.4	224-460	.487	75-185	.405	90-115	.783	22	116	138	4.1	62-0	86	65	19	37	613	18.0
2024-25	WF	15-15	531/35.4	100-220	.455	23-78	.295	52-60	.867	9	52	61	4.1	37-0	47	38	8	22	275	18.3
TOTAL FOR WF		49-49	1735/35.4	324-680	.476	98-263	.373	142-175	.811	31	168	199	4.1	99-0	133	103	27	59	888	18.1
TOTAL		118-49	2787/23.6	442-912	.485	114-325	.351	191-240	.796	68	275	343	2.9	207-3	204	152	39	102	1189	10.1



25

TRE'VON SPILLERS

SENIOR / 6-7 / 215 / F / CHARLESTON, S.C.

9.7 PPG | 9.1 RPG | 1.5 BPG | 53.4 FG% | 32.9 MPG

SEASON/CAREER HIGHS

POINTS
Career: 23, twice - last vs. Georgia State (1/17/24)
Season: 18, vs. Minnesota (11/29/24)

REBOUNDS
Career: 16, 3x - last vs. Minnesota (11/29/24)
Season: 16, twice - last vs. Minnesota (11/29/24)

FIELD GOALS
Career: 11, at South Alabama (1/4/24)
Season: 7, twice - last vs. Minnesota (11/29/24)

FIELD GOAL ATTEMPTS
Career: 15, vs. Georgia State (1/17/24)
Season: 14, vs. NC A&T (11/7/24)

3-POINTERS
Career: 2, vs. Michigan (11/10/24)
Season: 2, vs. Michigan (11/10/24)

3-POINT ATTEMPTS
Career: 4, vs. NC A&T (11/7/24)
Season: 4, vs. NC A&T (11/7/24)

FREE THROWS
Career: 9, vs. James Madison (1/27/24)
Season: 4, vs. Minnesota (11/29/24)

FREE THROW ATTEMPTS
Career: 12, vs. James Madison (1/27/24)
Season: 6, at Syracuse (12/31/24)

ASSISTS
Career: 2, 3x - last vs. Detroit Mercy (11/23/24)
Season: 2, vs. Detroit Mercy (11/23/24)

TURNOVERS
Career: 3, 6x - last vs. NC State (1/4/25)
Season: 3, 3x - last vs. NC State (1/4/25)

BLOCKS
Career: 4, 3x - last vs. NC State (1/4/25)
Season: 4, twice - last vs. NC State (1/4/25)

STEALS
Career: 3, twice - last at Syracuse (12/31/24)
Season: 3, at Syracuse (12/31/24)

MINUTES
Career: 40, at Clemson (12/21/24)
Season: 40, at Clemson (12/21/24)

2024-25 GAME-BY-GAME STATS

#25 SPILLERS, Tre'Von																			
Opponent	Date	GS	MIN	Total		3-Pointers		Free throws		Rebounds				PF		TO		BLK	
				FG-FGA	PCT	3FG-3FGA	PCT	FT-FTA	PCT	OFF	DEF	TOT	AVG	A					
Coppin St.	11/04/2024	*	24:41	4-6	.667	1-3	.333	0-0	.000	2	7	9	9.0	1	0	3	2	1	9
N.C. A&T	11/07/2024	*	33:20	7-14	.500	1-4	.250	0-0	.000	6	10	16	12.5	1	1	3	2	0	15
vs Michigan	11/10/2024	*	29:15	6-7	.857	2-3	.667	2-4	.500	1	4	5	10.0	4	0	1	0	1	16
USC Upstate	11/13/2024	*	31:43	2-4	.500	0-0	.000	0-1	.000	3	3	6	9.0	1	1	0	0	0	4
at Xavier	11/16/2024	*	36:03	3-9	.333	0-1	.000	2-2	1.000	3	6	9	9.0	2	0	1	1	0	8
Western Caro.	11/19/2024	*	22:27	4-6	.667	0-0	.000	1-2	.500	2	3	5	8.3	0	1	0	0	0	9
Detroit Mercy	11/23/2024	*	28:53	3-5	.600	0-0	.000	1-2	.500	2	7	9	8.4	3	2	0	2	2	7
vs Florida	11/28/2024	*	35:55	6-9	.667	0-0	.000	2-4	.500	7	6	13	9.0	0	0	1	1	0	14
vs Minnesota	11/29/2024	*	39:11	7-13	.538	0-0	.000	4-4	1.000	6	10	16	9.8	1	0	1	1	2	18
at Texas A&M	12/03/2024	*	38:01	3-9	.333	0-0	.000	0-0	.000	5	2	7	9.5	1	0	1	2	1	6
Boston College	12/07/2024	*	24:54	5-9	.556	1-1	1.000	0-1	.000	4	5	9	9.5	3	0	1	1	1	11
James Madison	12/17/2024	*	37:38	2-4	.500	0-1	.000	0-0	.000	4	7	11	9.6	1	1	0	4	1	4
at Clemson	12/21/2024	*	40:00	1-5	.200	0-2	.000	0-2	.000	0	6	6	9.3	2	1	2	1	1	2
at Syracuse	12/31/2024	*	38:38	4-11	.364	0-1	.000	3-6	.500	2	8	10	9.4	1	0	2	2	3	11
NC State	01/04/2025	*	33:34	6-7	.857	0-0	.000	0-1	.000	0	5	5	9.1	4	0	3	4	1	12
Totals			15	494:13	63-118	.534	5-16	.313	15-29	.517	47	89	136	9.1	25	7	19	23	14
																			146
																			9.7

Player Averages

Games Played	Minutes/game	Points/game	FG Pct	3FG Pct	FT Pct	Rebounds/game	Assists/game	Turnovers/game	Assist/Turnover ratio	Steals/game	Blocks/game
15	32.9	9.7	53.4	31.3	51.7	9.1	0.5	1.3	0.4	0.9	1.5

SPILLERS, Tre'von

				Field Goals		3-Point		F-Throws		Rebounds				Scoring						
SEASON	TEAM	GP-GS	MIN/AVG	FG-FGA	FG%	3FG-3FGA	3FG%	FT-FTA	FT%	OFF	DEF	TOT	AVG	PF-FO	A	TO	BLK	STL	PTS	AVG
2023-24	APP	34-30	986/29.0	186-308	.604	0-1	.000	63-92	.685	103	198	301	8.9	46-0	15	26	44	25	435	12.8
2024-25	WF	15-15	494/32.9	63-118	.534	5-16	.313	15-29	.517	47	89	136	9.1	25-0	7	19	23	14	146	9.7
TOTAL FOR WF		15-15	494/32.9	63-118	.534	5-16	.313	15-29	.517	47	89	136	9.1	25-0	7	19	23	14	146	9.7
TOTAL		49-45	1481/30.2	249-426	.585	5-17	.294	78-121	.645	150	287	437	8.9	71-0	22	45	67	39	581	11.9



55

CHURCHILL ABASS

SOPHOMORE / 6-10 / 250 / C / EDO STATE, NIGERIA

1.6 PPG | 2.0 RPG | 8.4 MPG

SEASON/CAREER HIGHS

POINTS
Career: 13, vs. Xavier (2/3/24)
Season: 6, at Xavier (11/16/24)

REBOUNDS
Career: 9, twice - last at Marquette (2/21/24)
Season: 4, at Xavier (11/16/24)

FIELD GOALS
Career: 5, vs. Xavier (2/3/24)
Season: 3, at Xavier (11/16/24)

FIELD GOAL ATTEMPTS
Career: 8, vs. South Dakota (11/14/23)
Season: 4, at Xavier (11/16/24)

3-POINTERS
Career: N/A
Season: N/A

3-POINT ATTEMPTS
Career: 1, vs. Seton Hall (1/30/24)
Season: N/A

FREE THROWS
Career: 4, twice - last at Seton Hall (3/9/24)
Season: 2, twice - last at Texas A&M (12/3/24)

FREE THROW ATTEMPTS
Career: 6, 3x - last vs. Butler (3/2/24)
Season: 3, 3x - last at Texas A&M (12/3/24)

ASSISTS
Career: 2, twice - last vs. Detroit Mercy (11/23/24)
Season: 2, vs. Detroit Mercy (11/23/24)

TURNOVERS
Career: 3, 5x - last vs. Villanova (3/13/24)
Season: 2, vs. Western Carolina (11/19/24)

BLOCKS
Career: 4, twice - last vs. South Dakota (11/14/23)
Season: 3, vs. Western Carolina (11/19/24)

STEALS
Career: 3, twice - last vs. Villanova (3/13/24)
Season: 1, 3x - last at Syracuse (12/31/24)

MINUTES
Career: 28, vs. Butler (3/2/24)
Season: 23, vs. Western Carolina (11/19/24)

2024-25 GAME-BY-GAME

#55 ABASS, Churchill

Opponent	Date	GS	MIN	Total		3-Pointers		Free throws		Rebounds				PF	A	TO	BLK	STL	PTS	AVG
				FG-FGA	PCT	3FG-3FGA	PCT	FT-FTA	PCT	OFF	DEF	TOT	AVG							
N.C. A&T	11/07/2024		00:38	0-0	.000	0-0	.000	0-0	.000	0	1	1	1.0	0	0	0	0	0	0	0.0
USC Upstate	11/13/2024		04:41	1-1	1.000	0-0	.000	0-1	.000	2	0	2	1.5	2	0	1	0	1	2	1.0
at Xavier	11/16/2024		08:46	3-4	.750	0-0	.000	0-0	.000	1	3	4	2.3	2	0	1	1	0	6	2.7
Western Caro.	11/19/2024		23:11	1-1	1.000	0-0	.000	1-3	.333	1	1	2	2.3	3	0	2	3	0	3	2.8
Detroit Mercy	11/23/2024	*	15:40	1-1	1.000	0-0	.000	2-3	.667	1	2	3	2.4	4	2	1	2	0	4	3.0
vs Florida	11/28/2024		08:38	0-0	.000	0-0	.000	0-0	.000	0	0	0	2.0	3	0	1	1	0	0	2.5
vs Minnesota	11/29/2024		03:24	0-1	.000	0-0	.000	0-0	.000	0	0	0	1.7	2	0	1	0	0	0	2.1
at Texas A&M	12/03/2024		07:18	0-0	.000	0-0	.000	2-3	.667	2	0	2	1.8	1	0	0	1	0	2	2.1
Boston College	12/07/2024		05:55	0-3	.000	0-0	.000	0-0	.000	1	2	3	1.9	0	0	0	0	1	0	1.9
James Madison	12/17/2024		11:10	1-3	.333	0-0	.000	0-1	.000	1	2	3	2.0	1	1	0	0	0	2	1.9
at Clemson	12/21/2024		06:04	0-1	.000	0-0	.000	0-0	.000	1	1	2	2.0	1	0	1	0	0	0	1.7
at Syracuse	12/31/2024		05:00	0-1	.000	0-0	.000	0-0	.000	2	0	2	2.0	3	0	1	0	1	0	1.6
Totals		1	100:25	7-16	.438	0-0	.000	5-11	.455	12	12	24	2.0	22	3	9	8	3	19	1.6

Player Averages

Games Played	Minutes/ game	Points/ game	FG Pct	3FG Pct	FT Pct	Rebounds/ game	Assists/ game	Turnovers/ game	Assist/Turnover ratio	Steals/ game	Blocks/ game
12	8.4	1.6	43.8	0.0	45.5	2.0	0.3	0.8	0.3	0.3	0.7

ABASS, Churchill

				Field Goals		3-Point		F-Throws		Rebounds										Scoring	
SEASON	TEAM	GP-GS	MIN/AVG	FG-FGA	FG%	3FG-3FGA	3FG%	FT-FTA	FT%	OFF	DEF	TOT	AVG	PF-FO	A	TO	BLK	STL	PTS	AVG	
2023-24	DePaul	30-13	477/15.9	48-83	.578	0-1	.000	22-48	.458	29	76	105	3.5	55-0	6	33	27	19	118	3.9	
2024-25	WF	12-1	100/8.4	7-16	.438	0-0	.000	5-11	.455	12	12	24	2.0	22-0	3	9	8	3	19	1.6	
TOTAL FOR WF		12-1	100/8.4	7-16	.438	0-0	.000	5-11	.455	12	12	24	2.0	22-0	3	9	8	3	19	1.6	
TOTAL		42-14	577/13.7	55-99	.556	0-1	.000	27-59	.458	41	88	129	3.1	77-0	9	42	35	22	137	3.3	



40

RJ KENNAH

SENIOR / 6-5 / 195 / G / PARKER, COLO.



45

VINCENT RICCHIUTI

SOPHOMORE / 6-6 / 195 / F / SAN DIEGO, CALIF.



51

KEVIN DUNN

SENIOR / 6-2 / 205 / G / WINSTON-SALEM, N.C.



52

WILL UNDERWOOD

SOPHOMORE / 6-3 / 190 / G / MAHTOMEDI, MINN.



44

OWEN KMETY

JUNIOR / 6-6 / 210 / F / CHICAGO, ILL.

FORBES FILE



- Wake Forest Director of Athletics John Currie named Steve Forbes the 23rd head coach of Wake Forest basketball on April 30, 2020.
- Coach Forbes is a proven winner and builder of championship cultures with a 260-77 (.722) overall record in his five years as the head coach at East Tennessee State and at three previous community college head coaching stints.
- ETSU won 130 games and two SoCon championships during his tenure, while all 22 of his seniors earned their ETSU degrees.
- Forbes joined elite company in 2018-19, becoming one of just 10 active Division I head coaches who have reached the 100-win mark in their first four seasons.
- Forbes won at least 24 games in each of his five seasons as the head coach for the Buccaneers while finishing third or better in the SoCon every year.
- During the 2019-20 season, ETSU was having its best season in program history before the cancellation of the NCAA Tournament. The Bucs finished with a 30-4 record and SoCon regular season and tournament titles.
- Forbes earned conference coach of the year along with the Hugh Durham Award, given to the most outstanding mid-major coach in the country.
- During his time as an assistant, the Vols ascended to their first No. 1 overall ranking in program history in 2008 while winning a program record 31 games. In 2015, Wichita State won a NCAA record 35-straight games to start the season, earning the first No. 1 seed in program history.
- Forbes also spent two record-breaking seasons in College Station, Texas (2004-06) when Texas A&M set a program record for Big 12 Conference wins. Picked to finish last in the Big 12 prior to the 2004-05 season, the Aggies won their first 11 games and went on to a 21-10 record and an appearance in the National Invitation Tournament. In 2005-06, Texas A&M advanced to the NCAA Tournament for the first time since 1987 while recording a 22-9 record, the third-most wins in school history.
- A native of Lone Tree, Iowa, Forbes graduated from Southern Arkansas University with a degree in secondary education in 1988.

Year	School	Record	Pct.	Conf.	Pct.	Postseason
2023-24	Wake Forest	21-14	.600	11-9	.550	NIT Second Round
2022-23	Wake Forest	19-14	.576	10-10	.500	
2021-22	Wake Forest	25-10	.714	13-7	.650	NIT Quarterfinals
2020-21	Wake Forest	6-16	.272	3-15	.167	
2019-20	ETSU	30-4	.882	16-20	.889	
2018-19	ETSU	24-10	.705	13-5	.722	CIT First Round
2017-18	ETSU	25-9	.735	14-4	.778	
2016-17	ETSU	27-8	.771	14-4	.778	NCAA First Round
2015-16	ETSU	24-12	.666	14-4	.778	Vegas 16 Semifinals
2012-13	NW Florida State	30-4	.882	11-1	.916	NJCAA DI National Runner-Up
2011-12	NW Florida State	32-2	.941	11-1	.916	NJCAA DI National Runner-Up
1997-98	Barton County CC	29-4	.878	14-2	.875	
1996-97	Barton County CC	24-8	.750	11-5	.687	
1995-96	Barton County CC	15-16	.937	5-7	.416	
1991-95	Southwestern CC	36-29	.805			

PERSONAL INFORMATION

Born: March 22, 1965
Hometown: Lone Tree, Iowa
Education: Southern Arkansas, '88
(B.S., History)
Wife: Johnetta
Children: Elizabeth, Christopher, Johnathon

COACHING CAREER

2020-Pres.	Wake Forest	Head Coach
2015-20	ETSU	Head Coach
2013-15	Wichita State	Assistant Coach
2011-13	NW Florida State	Head Coach
2006-11	Tennessee	Assistant Coach
2004-06	Texas A&M	Assistant Coach
2003-04	Illinois State	Assistant Coach
2000-03	La. Tech	Assistant Coach
1998-99	Idaho	Assistant Coach
1995-98	Barton County CC	Head Coach
1991-95	Southwestern CC	Head Coach

WHAT THEY'RE SAYING...


"He's one of my very closest friends. We go way, way back to when we were both just starting out. I think Wake has got themselves one of the best coaches in the country. The guy has worked his way up and been in a lot of different places and had a lot of success. I'm super excited for Coach Forbes and for Wake Forest as well. It's going to be a great hire for them." -Nick Nurse, Toronto Raptors head coach

"Steve Forbes is a terrific choice for Wake Forest. He is a fine teacher of the game and a proven winning coach. Coach Forbes built a sustained winner at East Tennessee State, and I have no doubt he'll do the same at Wake Forest." -Jay Bilas, ESPN

"Coach Forbes is one the best coaches I've played for and he's an even better person when you get to know him. I'm so happy that he's getting his shot. There's nobody who deserves it more than him." -Fred VanVleet, Toronto Raptors guard and former Wichita State player under Forbes

"Steve is certainly a tremendous basketball coach, but that tells only part of his story. He is also a great family man, a fabulous relationship builder and a very like-able person. Wake Forest will enjoy his teams for how hard they compete and will cherish his tenure leading their basketball program." - Gregg Marshall, Wichita State head men's basketball coach

ASSISTANT COACHING STAFF



ASSISTANT COACH
BJ McKie


BJ McKie, a former All-SEC player at South Carolina, joined the Wake Forest basketball staff in May 2020 after coaching alongside Steve Forbes for three seasons at East Tennessee State. McKie joined the ETSU staff prior to the 2017-18 season after a 15-year professional playing career.

McKie is the most decorated player in South Carolina basketball history. The SEC Freshman of the Year in 1996, he became just the 12th player in league history to be named first team All-SEC by the Associated Press in three seasons. The two-year captain played in 123 consecutive games at guard for the Gamecocks, scoring in double figures in 111 games and collecting 38 games with 20 or more points. McKie was third in the SEC in scoring as a senior in 1999 with a 17.3 average. He helped the Gamecocks to the NCAA Tournament in 1997 and 1998 and represented South Carolina as an SEC Legend in 2011. McKie is one of just five Gamecock players to have his jersey retired after having scored 2,119 points at USC, the most of any Gamecock in school history.

Following his playing career, the Norfolk, Va. native played professionally both in the U.S. and overseas. McKie was a 2001 CBA All-Star while playing with the Connecticut Pride and spent time playing in France, Cyprus, Italy, and Israel while being named a Player of the Year in Germany.

He started his coaching career at Charleston Southern in 2011 and spent six years alongside head coach Barclay Radebaugh. McKie was a part of two CSU Big South regular season championship teams and helped the Bucs to a pair of NIT berths. He helped guide CSU to its winningest season in school history in 2015 and was promoted to associate head coach following the season.

McKie and his wife, the former Brittany Brooks, have a son Justin who played basketball at South Carolina and was a member of USC's 2017 Final Four team. BJ and Brittany also welcomed their daughter, Brielle Tonya McKie, in August of 2020.



ASSISTANT COACH
JASON SHAY

Jason Shay joined the Demon Deacons coaching staff on June 1, 2021.

While helping student-athletes achieve their goals on and off the floor, Jason Shay is a veteran coach that has been a part of one Elite Eight appearance, three Sweet 16 runs, 10 NCAA Tournaments and five conference championships in his 21 years as a collegiate coach.

Coach Forbes and Shay spent 12 seasons working together at East Tennessee State (2015-2020), Northwest Florida State College (2011-13) and Tennessee (2006-11) where the duo has led those institutions to an astounding 315-101 overall record, which is an average of 26 wins per season.

While at ETSU, Shay coached current Demon Deacon Damari Monsanto to Southern Conference Freshman of the Year and third team All-Conference honors in 2020-21. After redshirting under Forbes in his true freshman season two years ago, Monsanto played in all 25 games with 20 starts for the Buccaneers during last year, averaging 11.8 points and 7.3 rebounds in 27.4 minutes.

In his lone season as the Bucs head coach Coach Shay was named a finalist for the 2020-21 Joe B. Hall Award, which is presented annually to the top first-year coach in Division I college basketball. Shay led the Blue and Gold to a 13-win campaign, including eight in Southern Conference play. ETSU sat atop the league standings through the first seven games of the season as they won six of its first seven SoCon games. The Bucs defeated every team they played in conference at least once.

Prior to 2020-21, Shay spent five seasons as the Buccaneers' assistant coach under Steve Forbes where ETSU compiled an overall record of 130-42. The 130 wins are the most over a five-year run in program history and in the SoCon during that five-year (2015-20) span. The Bucs also won two Southern Conference regular season championships, two SoCon Tournament championships and made two NCAA Tournament appearances. In 2019-20, the Buccaneers set a program-record with 30 wins, becoming just the fourth team in SoCon history to accomplish the feat. In 2017-18, the Blue and Gold tied the school record by winning 16 straight games – a streak that was the longest in the country at one point that season.



ASSISTANT COACH
MATT WOODLEY

Wake Forest men's basketball coach Steve Forbes announced the addition of Matt Woodley to his staff as a special assistant in September 2020 and he was moved to assistant coach in April 2022.

Woodley came to Winston-Salem after spending two years at Drake University in Des Moines, Iowa as an assistant coach under Darian DeVries. He boasts extensive and diverse experience at the professional, collegiate and high school levels. Woodley has coached 21 (now 23) future NBA players including Klay Thompson and Hassan Whiteside in addition to serving as the head coach of the Memphis Grizzlies D-League team and an assistant for the franchise's summer league team.

As a three-year starter at Drake, Woodley played in 83 games and was twice named honorable mention All-MVC and the team MVP as a senior in 1999-00. He ended his career as the program's all-time leader in three-pointers and steals. He remains the Bulldogs' all-time steals leader with 194 and earned a bachelor's degree in education from Drake in 2000.

Since earning his degree, Woodley has accumulated nearly two decades of extensive coaching experience at nearly every level of the game. Prior to Drake, he served as special assistant to the head coach at the University of Pittsburgh during the 2017-18 season, where he assisted with game preparation, practice plans, scouting reports as well as day-to-day basketball operations.

Prior to Pitt, he gained experience in the professional ranks with three seasons on the staff of NBA G-League's Iowa Energy, including serving as the organization's head coach in 2016-17.

Woodley joined the NBA following three seasons as the head coach at Division II Truman State where he improved the team's record in each of his three seasons to amass a 38-44 record as a head coach by taking over a lagging program and leading the team to eight, 10 and 20 wins in his three seasons. In 2013-14, he guided the program to just the sixth 20-win season in program history and set a program record with 13 conference victories.




ASSISTANT COACH
ANTANAS
KAVALIAUSKAS

Antanas Kavaliauskas joins the Wake Forest basketball staff after an extensive professional career in Europe. A native of Vilnius, Lithuania, he entered the United States in the fall of 2003 to play basketball at Barton Community College in Kansas. After successful years on the court and in the classroom, Kavaliauskas earned his associate degree and transferred to Texas A&M where he finished his collegiate career with an NCAA Sweet 16 appearance in 2007 and a bachelor's degree in Agriculture.

Soon after graduating, Kavaliauskas played professionally in the Euroleague for 12 years, the last four of which were played in his home country of Lithuania. He also played for the Lithuanian National Team during the summers of 2005 and 2007. His team won gold at the U21 World Championships in Argentina in 2005 and won gold again at the Universiade in Thailand in 2007. He was called up to the Lithuanian National Team in 2012 for the Summer Olympics in London and represented Lithuania at the 2016 Summer Olympics in Rio.

During his playing career, Kavaliauskas was an LKL or LBL champion seven times and earned LKL MVP status twice. In 2015, he won a silver medal playing for the Lithuanian national team in the European Championship. Three years later in 2018, BC Zalgiris Kaunas finished third in the Euroleague.

He and his wife, Amanda, have one daughter, Alayna, and one son, Aaron.



DIRECTOR OF OPERATIONS
FRANK DAVIS

Frank Davis joined the Wake Forest basketball staff in May 2020 as the Director of Basketball Operations.

Davis spent the last three seasons as the director of operations on Steve Forbes' staff at East Tennessee State after having started his career as an assistant coach at Tennessee Tech.

Davis is Tennessee Tech's all-time three-point shooting leader with 251 triples during his playing career from 2006-10. He finished his career by appearing in 125 games, the second-most in school history, and scoring 1,118 career points. Davis excelled in the classroom as well, being named to the Ohio Valley Conference Commissioner's Honor Roll four times.

As a coach, Davis was instrumental in Tennessee Tech's 2015-16 season in which the Golden Eagles went 19-12 and returned to the postseason for the first time in four seasons. Following that season, Davis was named one of 30 assistant coaches to be recognized by the National Association of Basketball Coaches (NABC) on its 30-Under-30 team.

Davis is a native of Gainesville, Ga. and a 2010 graduate of Tennessee Tech with a bachelor's degree in exercise science and physical wellness and a Master of Arts in elementary and secondary physical education in 2013.

He is married to the former Allison Price who was a three-year starter at guard for the Tennessee Tech women's basketball team, and they are the proud parents of their son Cameron.

BOX SCORES

GAME 1
COPPIN STATE
WAKE FOREST

49

64

NOV. 4 - LJVM - ACCNX

Wake Forest	Min	FG	FT	R	A	TP
Efton Reid III*	28	2-6	0-3	6	1	4
Tre Von Spillers*	25	4-6	0-0	9	0	9
Parker Friedrichsen*	24	1-6	0-0	3	2	2
Cameron Hildreth*	30	4-8	4-6	5	4	15
Hunter Sallis*	36	3-8	3-6	3	5	10
Omaha Biliew	15	4-5	1-2	4	1	11
Juke Harris	12	1-3	1-3	0	0	3
Davin Cosby	14	1-8	0-0	1	1	3
Ty-Laur Johnson	16	2-6	2-3	4	0	7
Team	--	--	--	--	--	--
TOTAL	200	22-56	11-23	38	14	64

Coppin State	Min	FG	FT	R	A	TP
Khalil Horton*	11	2-7	0-0	3	0	5
Peter Oduro*	22	3-5	0-2	7	0	6
Cam'Ron Brown*	31	2-6	0-0	4	3	4
Julius Ellerbe III*	34	2-11	1-1	8	2	5
Toby Nnadozie*	22	1-1	0-0	2	3	2
Jonathan Dunn	12	0-3	0-0	3	0	0
Camaren Sparrow	5	0-0	0-0	2	0	0
Ryan Archey	24	2-13	4-6	4	1	8
Cam Liggins	8	0-1	0-0	1	0	0
Derrius Ward	31	5-13	6-6	5	0	19
Team	--	--	--	--	--	--
TOTAL	200	28-59	11-15	44	9	49

Points from	WFU	CSU
Turnovers	18	10
Paint	24	20
Second Chance	5	10
Fast Breaks	13	6
Bench	24	27

Period by Period Scoring	First	Second	Total
Coppin State	22	27	49
Wake Forest	42	22	64

GAME 2
NC A&T
WAKE FOREST

64

80

NOV. 7 - LJVM - ACCNX

Wake Forest	Min	FG	FT	R	A	TP
Tre Von Spillers*	33	7-14	0-0	16	1	15
Hunter Sallis*	31	4-12	6-7	3	3	14
Efton Reid III*	25	5-8	2-2	6	1	12
Cameron Hildreth*	30	3-8	5-5	8	3	11
Parker Friedrichsen*	27	2-5	4-4	2	2	10
Davin Cosby	13	2-6	1-2	2	0	7
Juke Harris	12	2-5	0-0	3	1	5
Ty-laur Johnson	17	1-2	2-2	1	2	4
Omaha Biliew	11	1-2	0-0	2	2	2
Churchill Abass	1	0-0	0-0	1	0	0
Team	--	--	--	5	--	--
TOTAL	200	27-62	20-22	49	15	80

North Carolina A&T	Min	FG	FT	R	A	TP
Landon Glasper*	38	7-29	2-2	3	2	23
Jahnathan Lamonthe*	39	3-8	2-4	5	4	9
Camian Shell*	33	1-5	4-4	1	3	7
Jamal Mckie*	17	2-7	1-2	0	0	5
Will Felton*	17	2-3	0-0	4	0	4
Ryan Forrest	11	4-5	0-0	2	0	10
Nikolas Chitikoudis	25	2-6	0-0	5	0	4
Bryson Ogletree	18	1-4	0-0	5	2	2
Jason Murphy	2	0-0	0-0	0	0	0
Team	--	--	--	4	--	--
TOTAL	200	22-67	9-12	29	11	64

Points from	WFU	CSU
Turnovers	15	12
Paint	38	16
Second Chance	6	4
Fast Breaks	13	9
Bench	18	16

Period by Period Scoring	First	Second	Total
North Carolina A&T	33	31	64
Wake Forest	39	41	80

GAME 3
MICHIGAN
WAKE FOREST

70

72

NOV. 10 - FIRST HORIZON COLISEUM - ESPN2

Wake Forest	Min	FG	FT	R	A	TP
Hunter Sallis*	34	6-13	6-7	4	2	18
Tre Von Spillers*	30	6-7	2-4	5	0	16
Cameron Hildreth*	40	4-13	0-1	3	7	8
Efton Reid III*	29	3-7	0-1	10	2	7
Parker Friedrichsen*	23	1-4	4-4	3	0	6
Juke Harris	23	4-7	2-2	5	0	11
Omaha Biliew	14	1-2	0-0	1	0	3
Davin Cosby	7	1-3	0-0	0	0	3
Team	--	--	--	2	--	--
TOTAL	200	26-56	14-19	33	11	72

Michigan	Min	FG	FT	R	A	TP
Roddy Gayle Jr.*	33	3-10	4-4	4	2	11
Tre Donaldson*	32	3-7	2-2	9	4	10
Nimari Burnett*	20	3-6	1-2	2	0	9
Vladislav Godin*	27	3-5	2-3	5	0	8
Danny Wolf*	28	2-6	0-0	2	4	4
L.J. Cason	17	4-10	2-2	2	4	10
Rubin Jones	15	3-8	1-2	1	0	9
Sam Walters	13	3-5	0-0	1	0	9
Will Tschetter	12	0-0	0-0	2	1	0
Phat Phat Brooks	3	0-0	0-0	2	0	0
Team	--	--	--	3	--	--
TOTAL	200	24-57	12-15	33	15	70

Points from	WFU	UM
Turnovers	12	14
Paint	38	28
Second Chance	8	14
Fast Breaks	4	8
Bench	17	28

Period by Period Scoring	First	Second	Total
Michigan	38	32	70
Wake Forest	34	38	72

GAME 4
USC UPSTATE
WAKE FOREST

80

85

NOV. 13 - LJVM - ACCNX

Wake Forest	Min	FG	FT	R	A	TP
Hunter Sallis*	39	9-14	4-4	5	6	23
Cameron Hildreth*	36	3-8	12-14	5	5	18
Efton Reid III*	31	5-6	4-7	8	1	14
Tre Von Spillers*	31	2-4	0-1	6	1	4
Parker Friedrichsen*	17	0-5	1-2	2	1	1
Davin Cosby	19	5-8	0-2	0	0	15
Juke Harris	23	3-9	1-2	2	0	8
Churchill Abass	4	1-1	0-1	2	0	2
Team	--	--	--	3	--	--
TOTAL	200	28-55	22-33	33	14	85

USC Upstate	Min	FG	FT	R	A	TP
Mister Dean*	24	10-14	3-4	4	0	24
Brit Harris*	30	6-9	2-2	3	3	16
Carmelo Adkins*	26	4-9	0-0	6	3	9
Karmani Gregory*	21	3-10	0-0	0	2	9
Daniel Helterhoff*	11	1-2	0-0	0	1	3
Andrew McConnell	14	3-4	0-0	2	0	9
Breylin Garcia	28	2-5	0-0	8	1	4
Isaiah Skinner	16	0-3	4-4	3	2	4
Chico Johnson	19	1-7	0-0	1	2	2
Nic Book	11	0-0	0-0	4	0	0
Team	--	--	--	3	--	--
TOTAL	200	30-63	9-10	34	14	80

Points from	WFU	Upstate
Turnovers	14	15
Paint	38	32
Second Chance	10	15
Fast Breaks	2	19
Bench	25	19

Period by Period Scoring	First	Second	Total
USC Upstate	38	42	80
Wake Forest	41	44	85

WAKE FOREST MEN'S BASKETBALL



GAME 5 WAKE FOREST XAVIER

60
75

NOV. 16 - CINTAS CENTER - FS1

Wake Forest	Min	FG	FT	R	A	TP
Hunter Sallis*	40	5-13	4-4	2	5	16
Davin Cosby*	21	4-6	2-2	1	1	13
Efton Reid III*	29	4-6	1-2	4	1	9
Tre Von Spillers*	37	3-9	2-2	9	0	8
Cameron Hildreth*	26	1-5	0-0	5	2	2
Churchill Abass	9	3-4	0-0	4	0	6
Ty-laur Johnson	16	1-2	2-3	1	1	4
Parker Friedrichsen	11	1-1	0-0	1	1	2
Juke Harris	11	0-1	0-2	0	0	0
Team	--	--	--	2	--	--
TOTAL	200	22-47	11-15	29	11	60

Xavier	Min	FG	FT	R	A	TP
Ryan Conwell*	35	5-14	7-8	0	4	21
Dayvion McKnight*	33	4-13	4-4	2	3	13
Zach Freemantle*	34	5-13	1-1	6	4	11
Marcus Foster*	26	3-5	0-0	2	1	8
Dailyn Swain*	24	2-3	0-0	6	2	4
Jerome Hunter	18	2-5	2-2	3	1	8
Dante Maddox Jr.	16	2-3	1-3	1	0	6
John Hugley IV	10	0-1	2-2	4	2	2
Trey Green	4	0-0	2-2	1	0	2
Team	--	--	--	6	--	--
TOTAL	200	23-57	19-22	31	17	75

Points from	WFU	XU
Turnovers	11	27
Paint	32	24
Second Chance	9	15
Fast Breaks	7	6
Bench	12	18

Period by Period Scoring	First	Second	Total
Xavier	34	41	75
Wake Forest	24	36	60



GAME 6 WESTERN CAROLINA WAKE FOREST

69
82

NOV. 19 - LJVM - ACC NETWORK

Wake Forest	Min	FG	FT	R	A	TP
Hunter Sallis*	30	6-15	6-6	3	5	20
Cameron Hildreth*	35	6-12	4-4	3	6	18
Tre Von Spillers*	23	4-6	1-2	5	1	9
Davin Cosby*	22	3-9	0-0	0	2	8
Efton Reid III*	6	1-1	0-0	2	0	2
Parker Friedrichsen	21	4-9	2-2	1	0	14
Juke Harris	19	2-4	2-2	3	0	8
Churchill Abass	23	1-1	1-3	2	0	3
Ty-Laur Johnson	18	0-5	0-0	0	3	0
Team	--	--	--	9	--	--
TOTAL	200	27-63	16-19	28	17	82

Western Carolina	Min	FG	FT	R	A	TP
Cord Stansberry*	34	7-11	2-2	5	2	20
Ice Emery*	32	7-18	3-3	3	2	20
Marcus Kell*	19	3-4	1-1	3	2	9
Bernard Pelote*	25	3-7	0-0	8	3	7
Brandon Morgan*	13	0-2	0-0	1	1	0
CJ Hyland	26	1-6	3-4	1	2	6
Vernon Collins	21	2-5	0-0	7	1	4
Jamar Livingston	9	1-3	1-1	1	0	3
Chase Mckey	15	0-0	0-0	1	1	0
Fischer Brown	6	0-0	0-0	1	0	0
Team	--	--	--	6	--	--
TOTAL	200	24-56	10-11	37	14	69

Points from	WFU	WCU
Turnovers	22	11
Paint	24	26
Second Chance	15	16
Fast Breaks	9	6
Bench	25	13

Period by Period Scoring	First	Second	Total
Western Carolina	34	35	69
Wake Forest	44	38	82



GAME 7 DETROIT MERCY WAKE FOREST

57
67

NOV. 23 - LJVM - ACCN3

Wake Forest	Min	FG	FT	R	A	TP
Hunter Sallis*	38	12-18	2-2	3	4	31
Davin Cosby*	33	4-12	0-0	3	3	11
Tre Von Spillers*	29	3-5	1-2	9	2	7
Cameron Hildreth*	34	1-10	3-4	5	3	5
Churchill Abass*	15	1-1	2-3	3	2	4
Ty-laur Johnson	14	2-5	0-0	2	1	5
Juke Harris	21	1-7	1-2	4	1	4
Parker Friedrichsen	16	0-3	0-0	0	0	0
Team	--	--	--	2	--	--
TOTAL	200	24-61	9-13	31	16	67

Detroit Mercy	Min	FG	FT	R	A	TP
Orlando Lovejoy*	36	4-14	6-8	8	6	15
Jared Lary*	22	3-11	3-3	4	0	10
Emmanuel Kuac*	28	2-5	0-0	3	1	5
Stephen Okoro*	10	1-1	0-0	4	1	7
Nate Johnson*	15	0-3	0-0	1	1	0
TJ Nadeau	30	5-15	2-2	9	0	13
Grant Gondrezick II	14	2-4	0-0	1	2	5
Legend Geeter	22	2-5	0-1	3	0	4
Miles Mitchell	13	1-2	0-0	3	0	2
Ryan Kalambay	8	0-0	1-2	5	0	1
Ryan Hurst	2	0-0	0-0	0	0	0
Team	--	--	--	7	--	--
TOTAL	200	20-60	12-16	48	11	57

Points from	WFU	DM
Turnovers	17	3
Paint	26	22
Second Chance	8	7
Fast Breaks	8	2
Bench	9	25

Period by Period Scoring	First	Second	Total
Detroit Mercy	23	34	57
Wake Forest	36	31	67



GAME 8 FLORIDA WAKE FOREST

75
58

NOV. 28 - ORLANDO, FL - ESPN

Wake Forest	Min	FG	FT	R	A	TP
Hunter Sallis*	39	5-17	4-4	6	0	15
Cameron Hildreth*	36	6-12	3-3	0	3	15
Tre Von Spillers*	36	6-9	2-4	13	0	14
Efton Reid III*	28	1-7	2-2	3	1	4
Davin Cosby*	13	1-5	0-0	2	2	3
Juke Harris	15	1-1	2-2	3	0	4
Parker Friedrichsen	25	1-5	0-0	2	3	3
Churchill Abass	18	0-0	0-0	0	0	0
Team	--	--	--	1	--	--
TOTAL	200	21-56	13-15	30	9	58

Florida	Min	FG	FT	R	A	TP
Walter Clayton Jr.*	35	6-18	5-6	2	3	21
Aljah Martin*	27	7-13	0-0	2	2	16
Will Richard*	31	4-7	5-6	6	1	14
Alex Condon*	30	2-4	8-11	8	0	12
Rueben Chinyelu*	20	1-2	0-0	9	0	2
Denzel Aberdeen	25	2-9	1-2	3	2	5
Thomas Haugh	22	1-2	2-2	8	0	5
Sam Alexis	8	0-2	0-0	1	0	0
Urban Klavzar	2	0-1	0-0	0	0	0
Team	--	--	--	5	--	--
TOTAL	200	23-58	15-29	44	8	75

Points from	WFU	UF
Turnovers	12	21
Paint	34	28
Second Chance	8	10
Fast Breaks	13	22
Bench	7	10

Period by Period Scoring	First	Second	Total
Florida	32	43	75
Wake Forest	28	30	58


GAME 9
MINNESOTA
WAKE FOREST
51
57

NOV. 29 - ORLANDO, FL - ESPN2

Wake Forest	Min	FG	FT	R	A	TP
Tre'Von Spillers*	39	7-13	4-4	16	0	18
Cameron Hildreth*	33	4-8	5-6	4	2	13
Efton Reid III*	37	4-5	2-2	8	1	10
Hunter Sallis*	31	1-11	2-2	5	1	4
Davin Cosby*	7	1-2	0-0	0	0	2
Parker Friedrichsen	15	2-5	1-2	1	1	6
Ty-laur Johnson	23	1-5	0-0	2	4	2
Juke Harris	12	1-3	0-0	2	0	2
Churchill Abass	3	0-1	0-0	0	0	0
Team	--	--	--	4	--	--
TOTAL	200	21-53	14-16	42	9	57

Minnesota	Min	FG	FT	R	A	TP
Lu'cye Patterson*	35	6-14	0-0	1	4	12
Dawson Garcia*	39	3-12	2-4	5	1	8
Femi Odukale*	37	3-7	0-0	4	1	7
BrennN Rigbsby*	15	1-5	0-0	2	0	2
Frank Mitchell*	6	1-3	0-0	2	0	2
Isaac Asuma	30	4-6	1-2	1	1	11
Trey Edmonds	12	2-2	2-5	4	1	6
Parker Fox	23	1-2	1-4	6	0	3
Kadyn Betts	3	0-0	0-0	0	0	0
Team	--	--	--	5	--	--
TOTAL	200	21-51	6-15	27	8	51

Points from	WFU	MINN
Turnovers	12	14
Paint	38	30
Second Chance	6	7
Fast Breaks	9	7
Bench	10	20

Period by Period Scoring	First	Second	Total
Minnesota	29	22	51
Wake Forest	27	30	57


GAME 10
WAKE FOREST
TEXAS A&M
44
57

DEC. 3 - REED ARENA - ESPN2

Wake Forest	Min	FG	FT	R	A	TP
Hunter Sallis*	40	7-22	2-4	3	0	19
Davin Cosby*	33	4-13	0-0	5	2	11
Tre'Von Spillers*	38	3-9	0-0	7	0	6
Cameron Hildreth*	37	2-12	0-0	3	6	4
Efton Reid III*	32	1-1	0-0	11	2	2
Churchill Abass	7	0-0	2-3	2	0	2
Parker Friedrichsen	11	0-2	0-0	0	0	0
Ty-laur Johnson	2	0-1	0-0	0	0	0
Team	--	--	--	2	--	--
TOTAL	200	17-60	4-7	33	10	44

Texas A&M	Min	FG	FT	R	A	TP
Wade Taylor IV*	33	4-11	3-4	4	4	15
Henry Coleman III*	21	4-6	2-3	3	0	10
Zhuric Phelps*	34	2-9	2-2	6	3	6
Solomon Washington*	22	2-3	1-1	4	1	5
Jace Carter*	13	0-3	1-2	2	0	1
Pharrel Payne	18	4-4	2-2	3	0	10
Andersson Garcia	29	1-2	3-3	16	2	5
C.J. Wilcher	9	1-4	0-0	0	0	3
Hayden Hefner	7	1-1	0-0	0	0	2
Manny Obaseki	14	0-6	0-0	2	2	0
Team	--	--	--	3	--	--
TOTAL	200	19-49	14-17	43	12	57

Points from	WFU	TAMU
Turnovers	19	19
Paint	18	24
Second Chance	20	13
Fast Breaks	8	8
Bench	2	20

Period by Period Scoring	First	Second	Total
Texas A&M	29	28	57
Wake Forest	26	18	44


GAME 11
BOSTON COLLEGE
WAKE FOREST
66
72

DEC. 7 - LJVM - ACC NETWORK

Wake Forest	Min	FG	FT	R	A	TP
Cameron Hildreth*	38	4-8	14-18	10	3	22
Efton Reid III*	34	3-7	5-6	4	0	11
Tre'Von Spillers*	25	5-9	0-1	9	0	11
Hunter Sallis*	26	4-10	1-1	2	2	9
Davin Cosby*	4	0-0	0-0	0	0	0
Juke Harris	31	3-6	3-4	2	1	12
Ty-laur Johnson	20	1-2	2-4	1	4	4
Parker Friedrichsen	16	1-2	0-0	0	2	3
Churchill Abass	6	0-3	0-0	3	0	0
Team	--	--	--	2	--	--
TOTAL	200	21-47	25-34	32	12	72

Boston College	Min	FG	FT	R	A	TP
Elijah Strong*	26	6-13	2-3	4	1	18
Donald Hand Jr.*	29	4-12	2-2	8	3	13
Dion Brown*	19	3-7	0-0	6	5	7
Chad Venning*	30	2-4	2-2	4	0	6
Joshua Beadle*	24	1-9	2-2	1	4	5
Fred Payne	17	3-5	4-5	1	0	12
Roger McFarlane	23	1-4	0-0	1	1	3
Kany Tchanda	6	1-1	0-0	0	0	2
Chas Kelley III	16	0-1	0-0	0	2	0
Jayden Hastings	10	0-1	0-0	6	0	0
Team	--	--	--	3	--	--
TOTAL	200	21-57	12-14	33	16	66

Points from	WFU	BC
Turnovers	24	11
Paint	30	16
Second Chance	0	14
Fast Breaks	8	0
Bench	19	17

Period by Period Scoring	First	Second	Total
Boston College	35	31	66
Wake Forest	38	34	72


GAME 12
JAMES MADISON
WAKE FOREST
58
75

DEC. 17 - LJVM - ACCNX

Wake Forest	Min	FG	FT	R	A	TP
Hunter Sallis*	37	12-20	1-1	12	5	27
Davin Cosby*	30	5-10	0-0	3	1	13
Efton Reid III*	29	4-9	1-3	3	2	9
Tre'Von Spillers*	38	2-4	0-0	11	1	4
Parker Friedrichsen*	15	1-5	0-0	0	1	2
Cameron Hildreth	34	5-8	6-8	3	1	18
Churchill Abass	11	1-3	0-1	3	1	2
Juke Harris	4	0-0	0-0	0	0	0
Ty-laur Johnson	2	0-1	0-0	0	0	0
Team	--	--	--	6	--	--
TOTAL	200	30-60	8-13	41	12	75

James Madison	Min	FG	FT	R	A	TP
Mark Freeman*	27	5-10	2-2	3	2	14
Elijah Hutchins-Everett*	19	4-10	2-3	3	1	10
Eddie Ricks III*	33	3-6	0-0	4	2	8
Xavier Brown*	22	1-6	0-0	1	2	2
AJ Smith*	15	0-4	0-0	4	1	0
Luke Anderson	19	4-5	0-0	2	0	11
Bryce Lindsay	29	2-8	2-2	1	4	7
Justin Taylor	24	2-5	0-0	2	0	4
Ebenezer Dowuona	10	1-3	0-2	3	2	2
Redd Thompson Jr.	12	0-1	0-0	0	0	0
Team	--	--	--	5	--	--
TOTAL	200	22-58	6-9	28	12	58

Points from	WFU	JMU
Turnovers	13	9
Paint	36	22
Second Chance	17	6
Fast Breaks	4	10
Bench	20	24

Period by Period Scoring	First	Second	Total
James Madison	32	26	58
Wake Forest	31	44	75


GAME 13
WAKE FOREST
CLEMSON
62
73

DEC. 21 - LITTLEJOHN - ESPN2

Wake Forest	Min	FG	FT	R	A	TP
Hunter Sallis*	38	11-15	2-2	3	2	26
Cameron Hildreth*	33	6-11	2-2	4	1	15
Efton Reid III*	33	3-5	1-2	8	0	7
Tre Von Spillers*	40	1-5	0-2	6	1	2
Davin Cosby*	15	0-3	0-0	3	0	0
Ty-laur Johnson	9	2-4	2-2	2	1	6
Parker Friedrichsen	17	1-5	2-2	1	0	4
Juke Harris	9	1-1	0-0	1	0	2
Churchill Abass	6	0-1	0-0	2	0	0
Team	--	--	--	2	--	--
TOTAL	200	25-50	9-12	32	5	62

Clemson	Min	FG	FT	R	A	TP
Chase Hunter*	26	5-9	2-2	2	0	16
Ian Schieffelin*	34	5-11	1-2	7	2	13
Viktor Lakhin*	28	5-12	2-2	9	6	13
Jaeden Zackery*	36	3-11	6-6	2	6	12
Chauncey Wiggins*	18	0-6	0-0	4	0	0
Jake Heidbreder	22	4-5	4-4	1	0	15
Dillon Hunter	24	1-5	0-0	2	3	2
Foster Myles	7	1-1	0-0	0	0	2
Christian Reeves	4	0-0	0-0	0	0	0
Del Jones	1	0-1	0-0	1	0	0
Team	--	--	--	4	--	--
TOTAL	200	24-61	15-16	32	17	73

Points from	WFU	CJ
Turnovers	18	35
Paint	34	28
Second Chance	2	8
Fast Breaks	9	13
Bench	12	19

Period by Period Scoring	First	Second	Total
Clemson	40	33	73
Wake Forest	31	31	62


GAME 15
NC STATE
WAKE FOREST
59
77

JAN. 4 - LJVM COLISEUM - THE CW

Wake Forest	Min	FG	FT	R	A	TP
Hunter Sallis*	35	8-14	2-2	5	3	20
Tre Von Spillers*	33	6-7	0-1	5	0	12
Ty-laur Johnson*	38	2-7	4-4	3	4	9
Cameron Hildreth*	31	2-9	4-5	4	4	8
Efton Reid III*	20	2-2	1-1	5	1	5
Juke Harris	28	6-8	4-6	5	1	17
Parker Friedrichsen	15	2-4	0-0	2	0	6
Team	--	--	--	2	--	--
TOTAL	200	28-51	15-19	31	13	77

NC State	Min	FG	FT	R	A	TP
Marcus Hill*	34	7-12	0-0	3	3	14
Michael O'Connell*	27	4-10	0-0	4	2	10
Brandon Huntley-Hatfield*	21	2-2	5-6	3	0	9
Jayden Taylor*	26	2-8	1-2	1	3	6
Ben Middlebrooks*	26	0-3	4-6	1	1	4
Dontrez Styles	25	3-8	5-7	10	0	11
Breon Pass	17	1-4	0-0	0	1	3
Dennis Parker Jr.	14	1-1	0-0	1	0	2
Trey Parker	5	0-0	0-0	0	0	0
Paul McNeil Jr.	2	0-1	0-0	0	0	0
Bryce Heard	2	0-0	0-0	0	0	0
Ismael Diouf	1	0-1	0-0	0	0	0
Team	--	--	--	2	--	--
TOTAL	200	20-50	4-13	25	10	59

Points from	WFU	NCSU
Turnovers	11	14
Paint	38	20
Second Chance	7	10
Fast Breaks	8	10
Bench	23	16

Period by Period Scoring	First	Second	Total
NC State	32	27	59
Wake Forest	38	39	77


GAME 14
WAKE FOREST
SYRACUSE
81
71

DEC. 31 - JMA WIRELESS - ESPN2

Wake Forest	Min	FG	FT	R	A	TP
Hunter Sallis*	40	7-18	7-8	2	4	23
Cameron Hildreth*	25	5-9	2-2	3	2	14
Tre Von Spillers*	39	4-11	3-6	10	0	11
Ty-Laur Johnson*	20	4-8	1-1	2	2	11
Efton Reid III*	22	2-4	5-6	6	0	9
Juke Harris	19	3-4	2-3	4	1	10
Parker Friedrichsen	16	1-3	0-0	1	2	3
Davin Cosby	14	0-2	0-0	1	2	0
Churchill Abass	5	0-1	0-0	2	0	0
Team	--	--	--	2	--	--
TOTAL	200	26-60	20-26	33	13	81

Syracuse	Min	FG	FT	R	A	TP
Jaquan Carlos*	33	5-9	6-9	4	4	16
Eddie Lampkin*	30	3-5	2-2	10	1	8
Donnie Freeman*	23	2-7	3-3	4	1	7
Chris Bell*	9	0-1	0-0	0	0	0
Elijah Moore*	6	0-1	0-0	1	0	0
Lucas Taylor	36	6-11	1-1	5	0	16
Kyle Cuffe Jr.	36	2-14	9-11	6	2	14
Jayre Davis	19	3-8	0-2	7	0	7
Petar Majstorovic	8	0-0	3-4	1	0	3
Team	--	--	--	5	--	--
TOTAL	200	21-56	24-32	43	8	71

Points from	WFU	SU
Turnovers	14	7
Paint	30	28
Second Chance	12	15
Fast Breaks	7	16
Bench	13	40

Period by Period Scoring	First	Second	Total
Syracuse	34	37	71
Wake Forest	36	45	81

2024-25 SEASON STATS

Game Records

Record	Overall	Home	Away	Neutral
ALL GAMES	11-4	8-0	1-3	2-1
CONFERENCE	3-1	2-0	1-1	0-0
NON-CONFERENCE	8-3	6-0	0-2	2-1

Score by Periods

Team	1st	2nd	OT	TOT
Wake Forest	515	521	0	1036
Opponents	485	489	0	974

Team Box Score

No.	Player				Total		3-Point		F-Throw		Rebounds											
		GP-GS	MIN	AVG	FG-FGA	FG%	3FG-3FGA	3FG%	FT-FTA	FT%	OFF	DEF	TOT	AVG	PF	DQ	A	TO	BLK	STL	PTS	AVG
23	SALLIS, Hunter	15-15	531:23	35.4	100-220	.455	23-78	.295	52-60	.867	9	52	61	4.1	37	0	47	38	8	22	275	18.3
6	HILDRETH, Cameron	15-14	498:18	33.2	56-141	.397	10-38	.263	64-78	.821	9	56	65	4.3	39	0	52	39	6	22	186	12.4
25	SPILLERS, Tre'Von	15-15	494:13	32.9	63-118	.534	5-16	.313	15-29	.517	47	89	136	9.1	25	0	7	19	23	14	146	9.7
4	REID, Efton	14-14	382:59	27.4	40-74	.541	1-12	.083	24-37	.649	28	56	84	6.0	46	1	13	20	15	11	105	7.5
1	COSBY JR., Davin	14-9	245:15	17.5	31-87	.356	24-76	.316	3-6	.500	5	16	21	1.5	16	0	14	10	1	9	89	6.4
2	HARRIS, Juke	14-0	239:04	17.1	28-59	.475	12-32	.375	18-28	.643	7	27	34	2.4	21	0	5	6	4	6	86	6.1
0	BILIEW, Omaha	3-0	40:36	13.5	6-9	.667	3-6	.500	1-2	.500	3	4	7	2.3	2	0	3	2	2	4	16	5.3
8	JOHNSON, Ty-Laur	12-2	194:37	16.2	16-48	.333	5-23	.217	15-19	.789	5	13	18	1.5	16	0	22	27	3	12	52	4.3
7	FRIEDRICHSEN, Parker	15-5	270:16	18.0	18-64	.281	12-56	.214	14-16	.875	2	17	19	1.3	24	0	15	6	0	15	62	4.1
55	ABASS, Churchill	12-1	100:25	8.4	7-16	.438	0-0	.000	5-11	.455	12	12	24	2.0	22	0	3	9	8	3	19	1.6
40	KENNAH, RJ	1-0	00:58	1.0	0-0	.000	0-0	.000	0-0	.000	0	0	0	0.0	0	0	0	0	0	0	0	0.0
51	DUNN, Kevin	1-0	00:58	1.0	0-1	.000	0-0	.000	0-0	.000	0	0	0	0.0	0	0	0	0	0	0	0	0.0
44	KMETY, Owen	1-0	00:58	1.0	0-0	.000	0-0	.000	0-0	.000	0	0	0	0.0	0	0	0	0	0	0	0	0.0
Team											18	28	46					9				
Total		15	3000		365-837	.436	95-337	.282	211-286	.738	145	370	515	34.3	248	1	181	185	70	118	1036	69.1
Opponents		15	3000		331-860	.385	117-379	.309	195-252	.774	170	361	531	35.4	262	5	182	218	25	105	974	64.9

Team Statistics

	WF	OPP
Scoring	1036	974
Points per game	69.1	64.9
Scoring margin	+4.1	-
Field goals-att	365-837	331-860
Field goal pct	.436	.385
3 point fg-att	95-337	117-379
3-point FG pct	.282	.309
3-pt FG made per game	6.3	7.8
Free throws-att	211-286	195-252
Free throw pct	.738	.774
F-Throws made per game	14.1	13.0
Rebounds	515	531
Rebounds per game	34.3	35.4
Rebounding margin	-1.1	-
Assists	181	182
Assists per game	12.1	12.1
Turnovers	185	218
Turnovers per game	12.3	14.5
Turnover margin	+2.2	-
Assist/turnover ratio	1.0	0.8
Steals	118	105
Steals per game	7.9	7.0
Blocks	70	25
Blocks per game	4.7	1.7
Winning streak	2	-
Home win streak	8	-
Attendance	70790	40614
Home games-Avg/Game	8-8849	4-10154
Neutral site-Avg/Game	-	3-5324

Team Results

Date	Opponent		Score	Att.
11/04/2024	Coppin St.	W	64-49	8956
11/07/2024	N.C. A&T	W	80-64	8829
11/10/2024	vs Michigan	W	72-70	8905
11/13/2024	USC Upstate	W	85-80	8482
11/16/2024	at Xavier	L	60-75	10455
11/19/2024	Western Caro.	W	82-69	8468
11/23/2024	Detroit Mercy	W	67-57	8705
11/28/2024	vs Florida	L	58-75	3191
11/29/2024	vs Minnesota	W	57-51	3875
12/03/2024	at Texas A&M	L	44-57	8833
12/07/2024	Boston College	W	72-66	10254
12/17/2024	James Madison	W	75-58	7463
12/21/2024	at Clemson	L	62-73	6889
12/31/2024	at Syracuse	W	81-71	14437
01/04/2025	NC State	W	77-59	9633

2024-25 CONFERENCE STATS

Game Records

Record	Overall	Home	Away	Neutral
ALL GAMES	3-1	2-0	1-1	0-0
CONFERENCE	3-1	2-0	1-1	0-0
NON-CONFERENCE	0-0	0-0	0-0	0-0

Score by Periods

Team	1st	2nd	OT	TOT
Wake Forest	143	149	0	292
Opponents	141	128	0	269

Team Box Score

No.	Player				Total		3-Point		F-Throw		Rebounds											
		GP-GS	MIN	AVG	FG-FGA	FG%	3FG-3FGA	3FG%	FT-FTA	FT%	OFF	DEF	TOT	AVG	PF	DQ	A	TO	BLK	STL	PTS	AVG
23	SALLIS, Hunter	4-4	139:04	34.8	30-57	.526	6-15	.400	12-13	.923	1	11	12	3.0	10	0	11	8	2	7	78	19.5
6	HILDRETH, Cameron	4-4	127:53	32.0	17-37	.459	3-6	.500	22-27	.815	2	19	21	5.3	11	0	10	8	1	4	59	14.8
2	HARRIS, Juke	4-0	86:30	21.6	13-19	.684	6-10	.600	9-13	.692	1	11	12	3.0	8	0	3	4	0	3	41	10.3
25	SPILLERS, Tre'Von	4-4	137:06	34.3	16-32	.500	1-4	.250	3-10	.300	6	24	30	7.5	10	0	1	8	8	6	36	9.0
4	REID, Efton	4-4	108:37	27.2	10-18	.556	0-0	.000	12-15	.800	7	16	23	5.8	14	0	1	2	4	4	32	8.0
8	JOHNSON, Ty-Laur	4-2	86:02	21.5	9-21	.429	3-10	.300	9-11	.818	2	6	8	2.0	9	0	11	9	0	4	30	7.5
7	FRIEDRICHSEN, Parker	4-0	64:16	16.1	5-14	.357	4-13	.308	2-2	1.000	0	4	4	1.0	7	0	4	2	0	4	16	4.0
55	ABASS, Churchill	3-0	16:60	5.7	0-5	.000	0-0	.000	0-0	.000	4	3	7	2.3	4	0	0	2	0	2	0	0.0
1	COSBY JR., Davin	3-2	33:33	11.2	0-5	.000	0-3	.000	0-0	.000	2	2	4	1.3	1	0	2	2	0	1	0	0.0
Team											4	3	7				4					
Total		4	800		100-208	.481	23-61	.377	69-91	.758	29	99	128	32.0	74	0	43	49	15	35	292	73.0
Opponents		4	800		86-224	.384	31-96	.323	66-83	.795	44	89	133	33.3	72	1	51	57	8	22	269	67.3

Team Statistics

	WF	OPP
Scoring	292	269
Points per game	73.0	67.3
Scoring margin	+5.8	-
Field goals-att	100-208	86-224
Field goal pct	.481	.384
3 point fg-att	23-61	31-96
3-point FG pct	.377	.323
3-pt FG made per game	5.8	7.8
Free throws-att	69-91	66-83
Free throw pct	.758	.795
F-Throws made per game	17.3	16.5
Rebounds	128	133
Rebounds per game	32.0	33.3
Rebounding margin	-1.3	-
Assists	43	51
Assists per game	10.8	12.8
Turnovers	49	57
Turnovers per game	12.3	14.3
Turnover margin	+2.0	-
Assist/turnover ratio	0.9	0.9
Steals	35	22
Steals per game	8.8	5.5
Blocks	15	8
Blocks per game	3.8	2.0
Winning streak	2	-
Home win streak	2	-
Attendance	19887	21326
Home games-Avg/Game	2-9944	2-10663
Neutral site-Avg/Game	-	0-0

Team Results

Date	Opponent		Score	Att.
12/07/2024	Boston College	W	72-66	10254
12/21/2024	at Clemson	L	62-73	6889
12/31/2024	at Syracuse	W	81-71	14437
01/04/2025	NC State	W	77-59	9633