



SMU Basketball
72 All-League 1st Team Honors
24 Selections In The NBA Draft
16 Conference Titles
20 Postseasons
12 NCAA Tournaments
13 League Players Of The Year
12 All-American Selections
1 Final Four

This Game:

SMU Mustangs
(13-4, 4-2 ACC)
at
MIAMI Hurricanes
(4-13, 0-6 ACC)

Saturday, January 18
2pm ET/1pm CT

Coral Gables, Florida
Watsco Center

TV: ESPNU
(Wes Durham, Dan Bonner)

SMU Radio: SMU App / Varsity
Network App / SiriusXM 389, 979
(Rich Phillips, Scott Garner)

Next Game:
[rv/rv] **LOUISVILLE Cardinals**
at **SMU Mustangs**
Tuesday, January 21
8pm CT
Dallas, Texas - David B. Miller Court
at **Moody Coliseum**
TV: ACCN
SMU Radio: SMU App / Varsity
Network App / SiriusXM
(Rich Phillips, Scott Garner)

Following Game:
SMU Mustangs at
NORTH CAROLINA STATE Wolfpack
Saturday, Jan. 25 - 12pm ET/11am CT
Raleigh, North Carolina
Lenovo Center
TV: The CW
SMU Radio: SMU App / Varsity
Network App / SiriusXM
(Rich Phillips, Scott Garner)

Head Coach**Andy Enfield**
Overall**274-179 (14th season)**
At SMU**13-4 (1st season)**
Location (Enrollment)**Dallas, Texas (12,385)**
Conference**ACC**
Colors**Red & Blue**
Arena**Moody Coliseum (7,000)**
Court**David B. Miller Court**
President**Dr. R. Gerald Turner**
Director of Athletics**Rick Hart**
Basketball SID**Herman Hudson / hermanh@smu.edu**
Office/Cell Phone**214-768-1304 / 214-924-0358**
Website**SMUMustangs.com**
Facebook**/SMUMustangs, /SMUBasketball**
Twitter**@SMUMustangs, @SMUBasketball,**
#PonyUp, #MoodyMagic
Instagram**@SMU.Mustangs, @SMUBasketball**
Mobile App**SMUMustangs.com/App**
Credentials**SMUMustangs.com/media**

2024-25 SMU Men's Basketball • Acrisure Holiday Invitational Champions
Matt Cross - ACC Player of the Week (Dec. 16) • Boopie Miller - Acrisure Holiday Invitational MVP
Samet Yiğitoğlu - ESPN No. 4 Top International Prospects

#MoodyMagic - Since renovation for 2013-14 season

Receiving votes or ranked in AP &/or Coaches Poll in 8 of 11 seasons (2013-14 to 2023-24), high of No. 8

2014-15 & 2016-17 AAC Season & Tournament Champs, NCAA Tournament

NIT 2014 (Final), 2021, 2022, 2024 • 2015-16 Las Vegas Classic Champs • 2019-20 Southwestern
Showdown Champs • 3 NBA Draft Picks • 4 AAC Players of the Year • 3 AP All-America Honorable
Mention • Academic All-American • 3 Wooden Award Watch List • 4 Naismith Trophy Watch List •

Karl Malone Award Watch List • 3 Bob Cousy Award Watch List • 4 Lute Olson Award Watch List •

Jerry West Award Watch List • Oscar Robertson Trophy Watch List • 14 NABC All-District •

6 USBWA All-District • 2 NABC College All-Stars • 6 All-AAC 1st Team • 9 All-AAC 2nd Team •

4 All-AAC 3rd Team • 3 AAC Sixth Man of the Year • 2 NABC Good Works Team Nominees •

2 Senior CLASS Award Nominees • 12 NABC Honors Court • 36 AAC All-Academic Team

No. Name Pos. Ht. Wt. Yr-Exp Hometown (Previous School / High School)

PREVIOUS GAME STARTERS

0	B.J. Edwards	G	6-3	185	Jr.-1L	Knoxville, Tenn. (Tennessee / Knoxville Catholic HS)
2	Boopie Miller	G	6-0	175	Jr.-TR	Chicago, Ill. (Wake Forest / Central Michigan / Victory Rock [FL])
3	Chuck Harris	G	6-4	190	Sr.-1L	Ashburn, Va. (Butler / Gonzaga College HS [D.C.])
24	Samet Yiğitoğlu	C	7-2	265	Fr.-HS	Istanbul, Türkiye
33	Matt Cross	F	6-7	230	Sr.-TR	Beverly, Mass. (UMass / Louisville / Miami (FL) / Brewster Academy [NH])

RESERVES

1	Chance Puryear	F	6-7	190	Fr.-HS	Dallas, Texas (Carter HS)
5	Tibet Görener	F	6-9	205	Sr.-TR	Istanbul, Türkiye (San Jose St / Arizona / Orange Lutheran [CA])
8	Kario Oquendo	G	6-4	220	Sr.-TR	Titusville, Fla. (Oregon / Georgia / Astronaut HS)
10	AJ George	G	6-6	190	Jr.-TR	Fresno, Calif. (Long Beach State / Hoover HS)
13	Mitchell Holmes	F	6-11	215	Fr.-HS	Fort Worth, Texas (Link Year Prep [Mo.] / The Oakridge School)
20	Jerrell Colbert	F	6-10	235	Jr.-TR	Houston, Texas (Kansas State / LSU / Houston HS [TN])
21	Yohan Traore	F	6-11	235	Jr.-TR	Tours, France (UC Santa Barbara / Auburn / Dream City Christian [AZ])
22	Keon Ambrose-Hylton	F	6-9	220	Sr.-2L	Toronto, Ontario (Alabama / Andrews Osborne Academy)
23	Niccolo Kalischer-Stork	G	6-3	190	Fr.-HS	Los Angeles, Calif. (Harvard-Westlake School)
31	Trey Utter	G	6-0	160	Jr.-2L	Argyle, Texas (Argyle HS)
35	Jackson Young	G	6-2	185	Sr.-2L	Kerrville, Texas (Hawaii Pacific / Texas A&M / Tivy HS)

Head Coach: Andy Enfield (Johns Hopkins, 1991)

Associate Head Coach: Chris Capko (South Florida, 2006)

Assistant Coach: Jay Morris (Cal State Dominguez Hills, 2010)

Assistant Coach: Dana Ford (Illinois State, 2006)

Assistant Coach: Eric Mobley (Portland, 1990)

Assistant Coach: Kurt Karis (USC, 2018)

Director of Recruiting: Jeremie Hart (Mary Hardin-Baylor, 2022)

Chief Strategist: Zach Chu (Richmond, 2015)

Assistant A.D. for Basketball Operations: Michael Swets (Boston College, 2009)

Sports Performance Coach for Men's Basketball: Kurtis Shultz (Maryland, 1995)

Athletic Trainer: Myles Thornton (UIW, 2019)

Graduate Assistants: Josh Crutchfield (Gordon, 2021), Mia Kaufman (USC, 2024), David Kress (USC, 2024), Dan Porcic (Mount Saint Vincent, 2023)

Pronunciations: Keon Ambrose-Hylton (hill-ton), Jerrell Colbert (jer-el cole-bert), Tibet Görener (gore-eh-ner),

Niccolo Kalischer-Stork (cal-ish-er oh-oh-ken-doe), Yohan Traore (yo-hahn tray-ore),

Samet Yiğitoğlu (yee-geh-to-lu)

SMU concludes a two-game road trip at Miami on Saturday. The Mustangs won the first leg of the trip, 54-52, at Virginia on a Boopie Miller 3-pointer with 0.4 seconds left on Wednesday.

The Mustangs are 13-4 overall with a 5-2 record away from Moody Coliseum. The Mustangs are 4-2 in the ACC following Wednesday's victory with a sweep over Virginia. SMU is the first team to sweep the Cavaliers since 2018-19 (Duke).

2024-25 SCHEDULE AND RESULTS

Day	Date	Opponent (TV)	Time/Result	Record
Mon.	N4	Tarleton State (ACCNX)	W, 96-62	1-0
Thu.	N7	Florida A&M (ACCNX)	W, 102-73	2-0
Mon.	N11	UNC Greensboro (ACCNX)	W, 81-68	3-0
Fri.	N15	at Butler (FS2)	L, 81-70	3-1
Mon.	N18	Prairie View A&M (ACCNX)	W, 110-69	4-1
Fri.	N22	[rv/rv] Mississippi St (ACCNX)	L, 84-79	4-2
Acrisure Holiday Invitational (Palm Springs, Calif. - Acrisure Arena)				
Tue.	N26	vs Cal Baptist (TruTV)	W, 79-77	5-2
Wed.	N27	vs Washington State (TruTV)	W, 77-60	6-2
Tue.	D3	Alabama State (ACCNX)	W, 101-72	7-2
Sat.	D7	Virginia * (The CW)	W, 63-51	8-2, 1-0
Compete 4 Cause Classic (Frisco, Texas - Comerica Center)				
Sat.	D14	vs [-/rv] LSU (ESPNU)	W, 74-64	9-2
Sat.	D21	at Boston College * (The CW)	W, 103-77	10-2, 2-0
Sun.	D29	Longwood (ACCNX)	W, 98-82	11-2
Sat.	J4	[4/4] Duke * (The CW)	L, 89-62	11-3, 2-1
Tue.	J7	at North Carolina * (ACCN)	L, 82-67	11-4, 2-2
Sat.	J11	Georgia Tech * (ESPN2)	W, 93-71	12-4, 3-2
Wed.	J15	at Virginia * (ACCN)	W, 54-52	13-4, 4-2
Sat.	J18	at Miami * (ESPNU)	2pm ET/1pm CT	
Tue.	J21	[rv/rv] Louisville * (ACCN)	8pm CT	
Sat.	J25	at NC State * (The CW)	12pm ET/11am CT	
Wed.	J29	Cal * (ACCN)	8pm CT	
Sat.	F1	Stanford * (ACCN)	5pm CT	
Wed.	F5	at Virginia Tech * (ACCN)	9pm ET/8pm CT	
Tue.	F11	Pitt * (ACCN)	8pm CT	
Sat.	F15	Wake Forest * (ACCN)	5pm CT	
Wed.	F19	at Notre Dame * (ACCN)	7pm ET/6pm CT	
Sat.	F22	[rv/rv] Clemson * (ACCN)	3pm CT	
Wed.	F26	at Cal * (ESPN2/U)	10pm CT/8pm PT	
Sat.	M1	at Stanford * (ACCN)	4pm CT/2pm PT	
Tue.	M4	Syracuse * (ESPN2/U)	8pm CT	
Sat.	M8	at Florida State * (ESPNU)	4pm ET/3pm CT	
March 11-15 ACC Tournament (Charlotte, N.C. - Spectrum Center)				
* Atlantic Coast Conference game				
Home games on David B. Miller Court at Moody Coliseum (7,000)				
SMU audio is available on the SMU App				
Tickets at SMUMustangs.com or 214-SMU-GAME (768-4263)				
Dates and times subject to change				

MIAMICoach Bill Courtney / miamihurricanes.com
SIDMegan Barnes / meganbarnes@miami.edu
LOUISVILLECoach Pat Kelsey / gocards.com
SIDDana Brown / dana@gocards.com
NORTH CAROLINA STATECoach Kevin Keatts / gopack.com
SIDCraig Hammel / cwhamme2@ncsu.edu

SMU vs Miami (2-0) H: 1-0 A: 1-0 N: 0-0 OT: 1-0

1990-91	D19	H	W, 2ot 93-88
1991-92	D20	A	W 69-60

SMU vs Louisville (2-8) H: 1-3 A: 0-4 N: 1-1 | NCAA: 1-0 | AAC: 0-2

1966-67	M17	N ^A	W 83-81 [2]
1968-69	D11	H	L 73-79
1969-70	D29	A	L 79-105 [14]
1970-71	D30	H	L 85-97 [17]
1971-72	D22	A	L 62-96 [19]
1983-84	D3	A	L 65-89 (KTXX)
1984-85	F16	H	W [9] 72-64 [19] (CBS)
1987-88	D28	N-	L 79-87
2013-14	J12	A#	L [rv/-] 63-71 [12/8] (CBSSN)
	M5	H#	L [18/18] 71-84 [11/9] (CBSSN)

^ANCAA Midwest Regional ~Rainbow Classic (Honolulu) [AP or AP/Coaches]



Andy Enfield was named Head Men's Basketball Coach at SMU by Director of Athletics Rick Hart on April 1, 2024.

A proven winner, Enfield burst onto the coaching scene in 2013 when, in his second year as a head coach, he guided Florida Gulf Coast to the Sweet 16 of the NCAA Tournament. Following that success, he was hired by the University of Southern California (USC), where he led the Trojans to five of the last eight NCAA Tournaments, including a run to the Elite Eight in 2021.

Enfield arrived on the Hilltop just three months before the University joined the Atlantic Coast Conference.

He came to SMU after 11 seasons at USC, where he compiled a 220-147 record. Enfield quickly brought success to the basketball program upon his arrival, as the Trojans set a school single-season win record and posted the most wins in program history over two-year, three-year, four-year, five-year, six-year, seven-year and eight-year periods. Enfield's 220 wins ranks third on USC's all-time wins list, trailing only Sam Barry (260) and Forrest Twogood (251). In 13 seasons as a head coach Enfield has a 261-175 mark.

His teams also excelled in the classroom by setting the program's top team GPAs. Enfield brought in eight consecutive Top-30 recruiting classes, with the 2022 class ranking No. 7 and the 2023 class ranking No. 4.

Over his final seven seasons at USC, the Trojans had eight players selected in the NBA Draft, tied for the fifth-most by any program in the country, with Evan Mobley going No. 3 overall in the 2021 NBA Draft and Onyeka Okongwu being selected No. 6 in the 2020 Draft. USC was one of three teams to have had at least one player selected in six of the last seven NBA Drafts. In total, 11 players during Enfield's time at USC have made the NBA.

Enfield captivated the nation in 2013 as the head coach at FGCU, as he guided the first-ever No. 15 seed into the NCAA Sweet Sixteen with impressive wins over second-seeded Georgetown and seventh-seeded San Diego State and introduced the world to "Dunk City," FGCU's high-flying and high-speed offense which often ended with thunderous dunks. Enfield led the Eagles to a school-record 26 wins that season, including a victory over a Miami team that finished ranked No. 5. The Eagles won the Atlantic Sun Tournament in resounding fashion in just the school's second season of NCAA Division I postseason eligibility and became the first team since Florida in 1987 to win the first two NCAA Tournament games it ever played. In his first year at FGCU (2011-12), he led the team to the Atlantic Sun Tournament Championship game.

Prior to FGCU, Enfield spent five years (2006-07 through 2010-11) as an assistant coach at Florida State, helping the Seminoles to three consecutive NCAA Tournament berths (2009-11), including the Sweet 16 in 2011. He helped the Seminoles sign three straight Top-25 classes, with the 2008 class ranking in the Top 10, and build a 2011 FSU roster that featured 11 top-100 recruits and a pair of McDonald's All-Americans.

Enfield began his coaching career in the NBA, serving as the shooting coach for the Milwaukee Bucks for two seasons (1994-96). He then was an assistant coach with the Boston Celtics for two seasons (1998-2000).

Enfield played four seasons (1987-88 through 1990-91) at Johns Hopkins, scoring a program-record 2,025 career points. He set the NCAA all-divisions career free throw percentage record (92.5, hitting 431-of-466 shots). He was a Division III All-America third-team selection in 1991 and was inducted into the school's Athletic Hall of Fame in 2001. He was a GTE Academic All-America first-team selection as a senior and second-teamer as a junior. He was the first basketball player at Johns Hopkins to earn an NCAA Postgraduate Scholarship and was named the NABC Scholar-Athlete of the Year in 1991.

Enfield prepped at Shippensburg (PA) High, earned his economics degree from Johns Hopkins University and has an MBA from the University of Maryland.

Enfield and his wife Amanda are parents to Aila, Lily, and Marcum.

ANDY ENFIELD HEAD COACHING RECORD

OVERALL					H	A	N	OT
Year	School	W	L	PCT	W-L	W-L	W-L	W-L
11-12	FGCU	15	17	.469	9-5	5-11	1-1	1-1
12-13	FGCU	26	11	.703	15-1	7-9	4-1	1-2 A-SUN Champs, NCAA Sweet 16
13-14	USC	11	21	.344	8-8	2-10	1-3	1-2
14-15	USC	12	20	.375	8-8	2-9	2-3	0-2
15-16	USC	21	13	.618	16-2	3-7	2-4	1-0 NCAA Rnd 64
16-17	USC	26	10	.722	14-3	6-5	6-2	1-0 NCAA Rnd 32
17-18	USC	24	12	.667	13-5	6-5	5-2	2-2 NIT 2nd Rnd
18-19	USC	16	17	.485	12-5	2-9	2-3	0-3
19-20	USC	22	9	.710	14-2	5-6	3-1	1-1
20-21	USC	25	8	.758	13-2	7-3	5-3	3-0 NCAA Elite Eight
21-22	USC	26	8	.765	13-3	9-3	4-2	1-0 NCAA Rnd 64
22-23	USC	22	11	.667	15-2	5-5	2-4	0-1 NCAA Rnd 64
23-24	USC	15	18	.455	9-6	3-9	3-3	0-3
24-25	SMU	13	4	.765	8-2	2-2	3-0	0-0 Acrisure Holiday Invite Champs
TOTALS		274	179	.605	167-54	64-93	43-32	12-17
					.756	.408	.573	.414

CONFERENCE					H	A	OT
Year	School	W	L	PCT	W-L	W-L	W-L
11-12	FGCU	8	10	.444	4-5	4-5	1-1
12-13	FGCU	13	5	.722	8-1	5-4	1-2
13-14	USC	2	16	.111	1-8	1-8	0-2
14-15	USC	3	15	.167	3-6	0-9	0-1
15-16	USC	9	9	.500	7-2	2-7	1-0
16-17	USC	10	8	.556	6-3	4-5	0-0
17-18	USC	12	6	.667	7-2	5-4	0-0
18-19	USC	8	10	.444	6-3	2-7	0-2
19-20	USC	11	7	.611	8-1	3-6	1-1
20-21	USC	15	5	.750	8-2	7-3	0-0
21-22	USC	14	6	.700	7-3	7-3	1-0
22-23	USC	14	6	.700	9-1	5-5	0-0
23-24	USC	8	12	.400	6-4	2-8	0-2
24-25	SMU	4	2	.667	2-1	2-1	0-0
TOTALS		131	117	.528	82-42	49-75	5-11
					.661	.395	.313

ANDY ENFIELD CAREER TIMELINE

87-91	Johns Hopkins	Student-Athlete	1991 All-America, Academic All-America, NABC Scholar-Athlete of the Year, NCAA All-Divisions Career FT% Record
94-96	Milwaukee Bucks	Shooting Coach	
98-00	Boston Celtics	Assistant Coach	
06-11	Florida State	Assistant Coach	3 NCAA Tournaments, 2011 Sweet 16
11-13	Florida Gulf Coast	Head Coach	2013 NCAA Sweet 16
13-24	USC	Head Coach	5 NCAA Tournaments, 2021 Elite Eight
24-	SMU	Head Coach	



Press conference in the Miller Event Center on April 2, 2024.
L to R: Director of Athletics Rick Hart, SMU Board Chair David B. Miller '72, '73, Head Coach Andy Enfield, President R. Gerald Turner

SMU is averaging 82.9 points (2nd ACC, 28th NCAA) while shooting 47.3% (3rd ACC) overall and 37.4% on threes (3rd ACC). The Mustangs are also leading the ACC in total rebounds (40.5, 20th NCAA), offensive rebounds (13.6, 32nd NCAA) and bench points (39.9, 32nd NCAA). SMU is second in the ACC in rebound margin (+7.2, 30th NCAA), second in assists (16.0), second in the ACC in steals (8.0), second in scoring margin (+11.5), third in fastbreak points (14.5, 35th NCAA), fourth in field-goal defense (40.9%), fourth in assist-to-turnover ratio (1.37) and sixth in blocked shots (3.9).

Boopie Miller is averaging 14.5 points (17th ACC), 5.8 assists (4th ACC, 27th NCAA) and 1.6 steals (8th ACC) with a 2.51 assist-to-turnover ratio (3rd ACC). Chuck Harris is next in scoring at 12.4 (32nd ACC) while hitting 44.4% from three. B.J. Edwards is averaging 10.4 points (46th ACC), 3.2 assists (14th ACC) and 2.4 steals (2nd ACC, 17th NCAA). The Mustangs have seven averaging above eight points per game with Matt Cross (10.2, 52nd ACC), Kario Oquendo (9.4), Samet Yigitoglu (9.3), and Yohan Traore (8.2). Matt Cross has four double-doubles (9th ACC) and is leading the Mustangs in rebounding (8.1, 5th ACC) followed by Samet Yigitoglu (6.7, 15th ACC) and Yohan Traore (4.5). Jerrell Colbert is leading the Mustangs in blocked shots (1.1, 11th ACC) with Samet Yigitoglu next (1.0, 16th ACC).

First-year head coach Andy Enfield took the helm of the SMU program following 11 seasons at USC, where he led the Trojans to five of the last eight NCAA Tournaments, including a run to the Elite Eight in 2021. He took over an SMU program that finished last season 20-13 after earning an NIT bid. That was the Mustangs' sixth postseason berth in the past 10 possible postseasons, including two NCAA bids and four NITs.

INAUGURAL ACC SEASON: SMU is 4-2 in its first season in the ACC. SMU's inaugural ACC home slate includes Virginia (Dec. 7, W 63-51), [4/4] Duke (Jan. 4, L 89-62), Georgia Tech (Jan. 11, W 93-71), Louisville (Jan. 21), Cal (Jan. 29), Stanford (Feb. 1), Pitt (Feb. 11), Wake Forest (Feb. 15), Clemson (Feb. 22) and Syracuse (Mar. 4). The Mustangs' road ACC contests are Boston College (Dec. 21, W 103-77), North Carolina (Jan. 7, L 82-67), Virginia (Jan. 15, W 54-42), Miami (Jan. 18), N.C. State (Jan. 25), Virginia Tech (Feb. 5), Notre Dame (Feb. 19), Cal (Feb. 26), Stanford (Mar. 1) and Florida State (Mar. 8). The ACC Men's Basketball Tournament is March 11-15 at the Spectrum Center in Charlotte, North Carolina.

LAST GAME (W, 54-52 at Virginia on Jan. 15): CHARLOTTESVILLE, Va. (AP) -- Boopie Miller made two 3-pointers in the final nine seconds, including the off-balance buzzer-beater for the win, and SMU stunned Virginia 54-52 on Wednesday night. The Mustangs blew a seven-point lead in the final five minutes, going 4 1/2 minutes without a point and falling behind 50-45 with 31 seconds left. B.J. Edwards then drained a 3-point-er to get the Mustangs within 50-48 with 25 seconds left. After Ishan Sharma hit both ends of a one-and-one, Miller's 3-pointer got SMU within 52-51 with nine seconds left. Virginia's Taine Miller missed the front end of the one-and-one with seven seconds left and SMU called timeout with four seconds remaining. Miller got the ball on the in-bound pass in front of the SMU bench, took a couple of dribbles and hit the winning 3-pointer as the clock ticked under one second. Virginia lost despite a 12-0 run that erased a 45-38 deficit and gave them a five-point lead in the final minute. Miller and Chuck Harris had 12 points each and Samet Yigitoglu scored 10 for SMU (13-4, 4-2 ACC). The Mustangs were 2 for 18 from 3-point distance before hitting their last three in the final minute. Blake Buchanan had 11 points and 15 rebounds and Sharma scored 10 for Virginia (8-9, 1-5). The Cavaliers made 4 of 26 3-pointers and 12 of 15 free throws. There were four ties and four lead changes in the first half, which ended with SMU leading 27-25. SMU defeated Virginia 63-51 in the inaugural ACC meeting between the teams in Dallas last month.

Postgame Notes

- SMU was 3-for-3 on 3-pointers in the final 25 seconds after trailing 50-45 with 31 seconds left
- SMU was 2-for-18 from 3-point range before the last 25 seconds
- SMU season low points and second-lowest for an opponent (51 by UVA in meeting on Dec. 7)

UP NEXT: SMU has three of the next four games at Moody Coliseum. The Mustangs host Louisville before a road contest at North Carolina State on Saturday. SMU hosts Cal (Jan. 29) and Stanford (Feb. 1) the following week.



The Mustangs won the Acrisure Holiday Invitational in Palm Springs, California on Nov. 27. SMU defeated Washington State 77-60 in the championship game. Boopie Miller was named tournament MVP.

2024-25 Rankings (Through Jan. 15)					
ALL GAMES - INDIVIDUAL		NCAA	ACC	Value	
Ast/TO Ratio	Boopie Miller	65	3	2.51	
	B.J. Edwards	112	8	2.2	
Assists	Boopie Miller	25	5	98	
	B.J. Edwards	276	15	55	
Assists/Gm	Boopie Miller	27	4	5.8	
	B.J. Edwards	297	14	3.2	
Blocks	Jerrell Colbert	187	11	19	
	Samet Yigitoglu	290	20	15	
Blocks/Gm	Jerrell Colbert	198	11	1.12	
	Samet Yigitoglu	238	15	1	
Dbl-Dbls	Matt Cross	77	9	4	
	Yohan Traore	223	16	2	
	Samet Yigitoglu	223	16	2	
FG Attempts	Boopie Miller	126	8	213	
FG Pct.	Boopie Miller	331	16	39.9	
FGs	Boopie Miller	322	17	85	
FT Attempted	Boopie Miller	323	16	68	
FT Pct.	Boopie Miller	162	12	82.4	
FT Made	Boopie Miller	242	13	56	
Minutes/Gm					
Points	Boopie Miller	302	17	246	
Points/Gm	Boopie Miller	311	17	14.5	
	Chuck Harris	577	32	12.4	
	B.J. Edwards	935	46	10.4	
	Matt Cross	971	52	10.2	
Rebounds	Matt Cross	102	8	130	
	Samet Yigitoglu	314	20	101	
Def. Rebs.	Matt Cross	83	7	5.56	
	Samet Yigitoglu	323	16	4.27	
Off. Rebs.	Matt Cross	116	8	2.56	
	Samet Yigitoglu	149	11	2.47	
Rebs/Gm	Matt Cross	71	5	8.1	
	Samet Yigitoglu	203	15	6.7	
Steals	B.J. Edwards	15	2	41	
	Boopie Miller	218	8	26	
Steals/Gm	B.J. Edwards	17	2	2.41	
	Boopie Miller	227	9	1.53	
3FG Att.					
3FG Pct					
3PT FG/Gm	Chuck Harris	246	8	2.12	
3PT FGM	Chuck Harris	229	8	36	
Triple-Doubles					
ALL GAMES - TEAM		NCAA	AAC	Value	
Ast/TO Ratio		78	4	1.37	
Assists		69	2	16	
Bench Points		32	1	29.88	
Blocked Shots		97	6	3.9	
Effective FG Pct.		91	4	0.538	
Fast Break Points		35	3	14.53	
FG Pct.		68	3	47.3	
FG Pct. Def.		63	4	40.9	
Personal Fouls		167	10	16.8	
FT Attempts		39	2	23.2	
FT Pct.		159	14	72.2	
FT Made		45	4	16.8	
Reb. Margin		30	2	7.2	
Def. Rebs.		65	5	26.94	
Off. Rebs.		32	1	13.59	
Reb. Off.		20	1	40.53	
Scoring Def.		187	11	71.4	
Scoring Margin		49	2	11.5	
Scoring Off.		28	2	82.9	
Steals		87	2	8	
3FG Attempts		244	13	21.4	
3Pt.FG Pct.		42	3	37.4	
3Pt.FG Pct. Def.		244	13	34.4	
3PT FG Made		156	7	8	
TO Margin		113	9	1.5	
Turnovers Forced		128	6	13.18	
Turnovers		133	11	11.6	
W-L Pct.		38	3	76.5	
2024-25 Specialty Stats					
	Off T/O	2ndCh	Paint	FastB	Bench
SMU Avg.	16.8	12.5	37.5	14.5	29.9
Opp. Avg.	13.5	10.2	26.1	7.8	22.8



SERIES VS MIAMI (2-0): The Mustangs swept a home-and-home, winning 93-88 in double overtime at Moody Coliseum on Dec. 19, 1990 and then 69-60 at Miami on Dec. 20, 1991.

SERIES VS LOUISVILLE (2-8): This is the 11th meeting between the two programs and the first since two meetings as American Athletic Conference opponents in 2013-14 (UL won both). The series started with an 83-81 SMU win in the 1967 NCAA Midwest Regional. The two schools exchanged three home-and-homes from 1968-69 to 1971-72 and again in 1983-84 and 1984-85, with the Mustangs getting the win on Feb. 15, 1985 when No. 9 SMU defeated No. 19 Louisville 72-64 in a CBS-televised matchup. SMU's upset over No. 2 Louisville in the 1967 NCAA Midwest Regional (Lawrence, Kan.) is tied for the highest ranked opponent that SMU has defeated.

LAST MEETING (L, 84-71 VS. Louisville on March 5, 2014): -- DALLAS (AP) -- Russ Smith scored 22 of his 26 points after halftime, including six 3-pointers, and No. 11 Louisville beat the 18th-ranked Mustangs 84-71. Smith hit three straight 3s right after his alley-oop pass on the go-ahead dunk by Montrezl Harrell midway through the second half for the Cardinals (25-5, 14-3 AAC). The Mustangs (23-7, 12-5) jumped out to an 18-5 lead. They were up by 14 points before the closing stretch in the first half. Chris Jones added 21 points, while Harrell had 19 and Luke Hancock 15. Nick Russell had 18 points for SMU. Markus Kennedy had 14 points and Sterling Brown added 10. The Cardinals (24-5, 13-3) never trailed again after Jones scored six points in a matter of seconds. Jones hit a tying 3-pointer from the left wing with 16:22 left, and immediately dropped back to defend SMU guard Nic Moore. Jones stole the inbounds pass, and made a layup while being fouled by Moore before hitting the free throw for a 40-37 lead. SMU got even at 41 after Russell got a bounce pass from Markus and made a layup despite being fouled by Harrell. Russell missed the free throw and Harrell quickly made amends with that rebound, and then a reverse slam on the pass from Smith before a barrage of long-range shots. Smith made only one of his five shots before halftime, none from 3-point range. He took six 3-point attempts after halftime -- and made them all, including three in a span of 72 seconds after the go-ahead dunk. He later had 3s on consecutive possessions with defenders in his face. SMU led 26-12 when Kennedy made a jumper with 7:04 left, but the Mustangs didn't make another field goal before halftime. The Mustangs had nine turnovers during that span. And they missed their only three shots. Jones hit two 3s when Louisville scored 15 consecutive points over a 2 1/2-minute span, his second long-range shot in that span putting the Cardinals up for the first time at 27-26. He had a steal before halftime that he converted into a breakaway layup.

ACC EXPERIENCE: Boopie Miller was at Wake Forest last season where he averaged 15.6 points (13th ACC), 3.5 assists (12th ACC), 1.4 steals (10th ACC). Matt Cross was at UMass the past two season after playing his freshman season at Miami (2020-21) and his sophomore year at Louisville (2021-22).

ACC PLAYER OF THE WEEK: Matt Cross was named ACC Player of the Week on Dec. 16. Cross had a team-high 16 points and a career-high tying 16 rebounds in SMU's 74-64 win over LSU in the Compete 4 Cause Classic at the Comerica Center in Frisco, Texas on Dec. 14. He also had a pair of assists, a steal and a block in 35 minutes.

ACRISURE HOLIDAY INVITATIONAL CHAMPIONS (Nov. 26-27): SMU dominated the second half in a 77-60 victory over Washington State to win the Acrisure Holiday Invitational in Palm Springs, California the night before Thanksgiving. Boopie Miller was named the tournament MVP, averaging 16.0 points and 5.0 assists, which included the game-winning shot with 2.1 seconds left in the 79-77 semifinal win over Cal Baptist. In the victory over Washington State, SMU outscored the Cougars 50-29 in the second half to claim the title. Five Mustangs scored in double figures, led by Boopie Miller with 16 points and five assists. The Mustangs had a 51-25 rebound advantage with Samet Yiğitoğlu recording his first double-double of 12 points and 11 rebounds. Matt Cross finished with seven points and 10 rebounds.

ACTIVE CAREER LEADERS: Matt Cross, Chuck Harris and Boopie Miller are among the NCAA's active career leaders. Cross is 74th in rebounds (675); Harris is 48th in points (1,603), 44th in threes made (235); while Miller is 34th in scoring (14.6), 67th in assists (382) and 29th in assists average (4.44).

ASSISTS: SMU is second in the ACC in assists at 16.0. Boopie Miller is averaging 5.8 (4th ACC, 27th NCAA). B.J. Edwards is next for the Mustangs at 3.2 (14th ACC). Both are also among the league leaders in assist-to-turnover ratio with Boopie Miller at 2.51 (3rd ACC) and B.J. Edwards at 2.20 (8th ACC).



Head Coach Andy Enfield has had 8 players selected in the past 7 NBA Drafts.

Most Selections Past 7 NBA Drafts (2018-24)

20 Duke
19 Kentucky
9 Kansas
9 Michigan
8 USC under Andy Enfield
8 Alabama
8 Connecticut
8 Gonzaga
8 Tennessee
8 Villanova
8 UCLA

Most NBA Drafts With A Selection (2018-24)

7 of 7 -- Duke
7 of 7 -- Kentucky
6 of 7 -- USC under Andy Enfield
5 of 7 -- Alabama
5 of 7 -- Gonzaga
5 of 7 -- Tennessee
5 of 7 -- Villanova
5 of 7 -- UCLA

NBA Draft Picks under Andy Enfield at USC

2024
1st Rnd (29) - Isaiah Collier | Jazz
2nd Rnd (55) - Bronny James | Lakers
Free Agent - Boogie Ellis | Kings
Free Agent - Drew Peterson | Celtics
2022
2nd Rnd (49) - Isaiah Mobley | Cavaliers
2021
1st Rnd (3) - Evan Mobley | Cavaliers
2020
1st Rnd (6) - Onyeka Okongwu | Hawks
2019
1st Rnd (30) - Kevin Porter Jr. | Bucks
Free Agent - Jordan McLaughlin | Timberwolves
2018
2nd Rnd (46) - De'Anthony Melton | Rockets
2nd Rnd (49) - Chimezie Metu | Bucks





Head Coach Andy Enfield, Boopie Miller and Chuck Harris attended SMU's first ACC Tipoff in Charlotte, North Carolina.

ASSISTS 2.0: B.J. Edwards has a 2.34 career-assist-to-turnover ratio in his career at SMU. That ranks third among those averaging at least 3.0 assists per game.

	Ast/TO	Name	Seasons	Assists	Turnovers
1	2.53	Scott Johnson	1983-87	334	132
2	2.38	Jimmy Whitt	2017-19	233	98
—	2.34	B.J. Edwards	2023-25	152	65
3	2.33	Kendric Davis	2019-22	445	191
4	2.32	Billy Allen	1978-80	468	202
5	2.13	Shake Milton	2015-18	337	158
6	2.12	Nic Moore	2013-16	508	240
7	2.11	Butch Moore	1982-86	828	392
8	2.00	Todd Alexander	1987-89	176	88

BALANCING ACT: The Mustangs have had at least five players in double figures in eight games: 11/4 vs Tarleton St (6 - First time SMU had six score 10+ since 12/17/15 vs Hampton), 11/7 FAMU (5), 11/18 Prairie View A&M (5), 11/22 Mississippi State (5), 11/27 vs Washington State (5), 12/3 Alabama State (7 - First time since at least 2004), 12/21 at Boston College (5), 1/11 Georgia Tech (5).

BEST IN PROGRAM HISTORY: Four-star prospects Jermaine O'Neal, Jr., Jaden Toombs and Nigel Walls have signed to play at SMU beginning with the 2025-26 season, Head Coach Andy Enfield announced today. The 2025 signing class is ranked as high as No. 6 nationally, the highest in program history. Walls (6-10, F), from St. Francis Episcopal in Houston, is ranked as high as No. 57 nationally. Toombs and O'Neal Jr. are teammates are Dynamic Prep in Irving, where Toombs (6-10, C) is rated as high as No. 38 nationally and O'Neal Jr. (6-5, F) is listed as high as No. 88 nationally.

- SMU Class Rankings | #6 ESPN | #13 On3 | #7 247 Sports
 - Jermaine O'Neal, Jr. (Dynamic Prep in Irving, Texas) | 4-star | #88 ESPN | #111 On3 | #126 247 Sports
 - Jaden Toombs (Dynamic Prep in Irving, Texas) | 4-star | #38 ESPN | #45 On3 | #47 247 Sports
 - Nigel Walls (St. Francis Episcopal in Houston, Texas) | 4-star | #62 ESPN | #57 On3 | #58 247 Sports

BOARDROOM: SMU is +7.2 in rebounding this season (2nd ACC / 30th NCAA) with six games of +10 or better. The Mustangs average 13.6 offensive rebounds (1st ACC / 32nd NCAA).

BROOM: SMU swept Virginia, winning 63-51 in Dallas on Dec. 7 and 54-52 in Charlottesville on Jan. 15. The Mustangs became the first team to sweep Virginia since the 2018-19 season (Duke).

BUZZER-BEATER BOOPIE: Boopie Miller has a pair of late game winners this season. He hit a right-win 3-pointer with 0.4 seconds left for a 54-52 win at Virginia on Jan. 15. He also hit a 10-foot running jumper with 2.1 seconds left for a 79-77 win over Cal Baptist in the Acrisure Hilday Invitational semifinal on Nov. 26.

HOMECOMING - BOSTON: SMU forward Matt Cross is from Beverly, Massachusetts, which is about 30 miles from the Boston College Campus. He also played the 2022-23 and 2023-24 seasons at UMASS. Cross had 20 points, eight rebounds and three assists in the 103-77 win at Boston College on Dec. 21. He hit 7-of-9 on field goals, 3-of-3 on threes and 3-of-3 on free throws.

HOMECOMING - VIRGINIA: SMU guard Chuck Harris is from Ashburn, Virginia, which is about 100 miles from Charlottesville (and about 250 miles from Blacksburg). He had 12 points, three rebounds, a steal and an assist in the 54-52 win at Virginia on Jan. 15.

CAPTAINS: The captains for the 2024-25 season are Keon Ambrose-Hylton, Chuck Harris and Boopie Miller.

CENTURY MARK: SMU has scored at least 100 points four time this season (plus a 96 and a 98), which is the most since the 1992-93 season (6 times). The Mustangs won 103-77 at Boston College on 12/21, which was the ninth time SMU has hit the century mark in a road conference game (most in a road league game since a 105-92 win at Baylor 2/3/93 in the Southwest Conference). SMU scored 110 points in the win over Prairie View A&M 11/18, which was the most since 11/20/99 vs Hardin-Simmons (W, 110-69) and ties for 14th-highest in program history. The Mustangs also scored a 102-73 victory over Florida A&M on 11/11 and a 101-72 win over Alabama State on 12/3.

AP Top 25 (Jan. 13)


RK	TEAM	REC	PTS
1	Auburn(60)	15-1	1548
2	Iowa State	14-1	1469
3	Duke(1)	14-2	1403
4	Alabama	14-2	1338
5	Florida(1)	15-1	1326
6	Tennessee	15-1	1251
7	Marquette	14-2	1184
8	Kentucky	13-3	1039
9	Kansas	12-3	983
10	Houston	12-3	935
11	Texas A&M	13-3	883
12	Michigan State	14-2	797
13	Oregon	15-2	781
14	UConn	13-4	665
15	Mississippi State	14-2	624
16	Gonzaga	14-4	569
17	Purdue	13-4	553
18	Memphis	13-3	511
19	Illinois	12-4	496
20	Michigan	13-3	418
21	Ole Miss	14-2	351
22	Utah State	16-1	250
23	Georgia	14-2	221
24	Wisconsin	13-3	132
25	Baylor	11-4	119

Others receiving votes: St. John's 83, Oklahoma 63, West Virginia 61, Arizona 26, **Louisville 17**, Texas Tech 12, Maryland 11, **Clemson 8**, Missouri 8, Cincinnati 4, San Diego State 4, Saint Mary's 3, UC Irvine 2, New Mexico 2

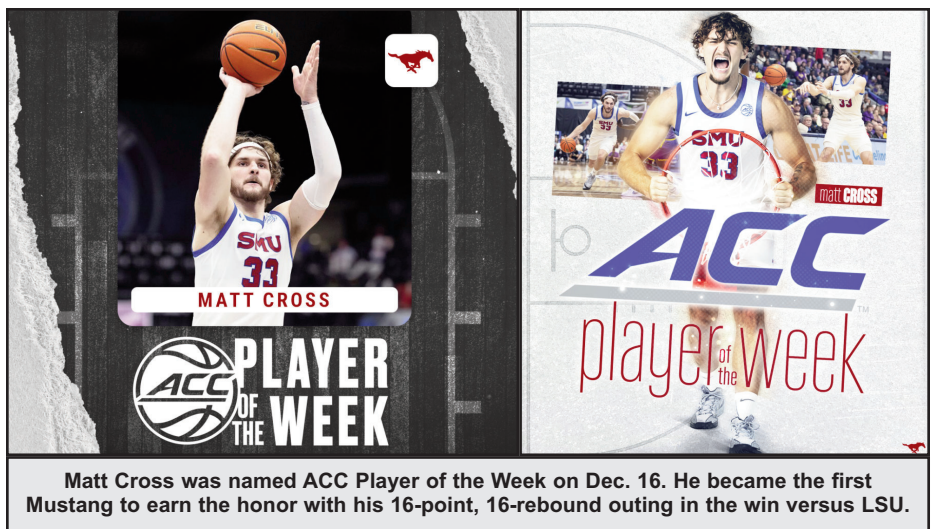
Coaches Poll (Jan. 13)

RK	TEAM	REC	PTS
1	Auburn(25)	15-1	768
2	Iowa State(5)	14-1	739
3	Duke	14-2	705
4	Florida	15-1	649
5	Alabama	14-2	648
6	Tennessee(1)	15-1	626
7	Marquette	14-2	587
8	Houston	12-3	522
9	Kentucky	13-3	514
10	Kansas	12-3	460
11	Texas A&M	13-3	425
12	Michigan State	14-2	424
13	UConn	13-4	345
14	Oregon	15-2	343
15	Purdue	13-4	294
16	Gonzaga	14-4	285
17	Memphis	13-3	272
18	Mississippi State	14-2	267
19	Michigan	13-3	231
20	Illinois	12-4	223
21	Ole Miss	14-2	195
22	Utah State	16-1	143
23	Georgia	14-2	80
24	Baylor	11-4	72
25	West Virginia	12-3	69

Others receiving votes: St. John's 52, Wisconsin 29, Arizona 29, New Mexico 19, Oklahoma 14, UCLA 12, Maryland 8, Texas Tech 6, **Clemson 5**, Saint Mary's 4, **Louisville 3**, Indiana 3, Missouri 2, San Diego State 2, UC Irvine 1



Former President George W. Bush and Laura Bush '68 regularly attend games at Moody Coliseum. The George W. Bush Presidential Library and Museum and the George W. Bush Institute are on the SMU campus.



Most 100-Point Games In A Season

6 - 1992-93
4 - 1972-73
4 - 1975-76
4 - 2024-25

CHAIRMAN OF THE BOARDS: Matt Cross is leading the Mustangs at 8.1 rebounds per game (5th ACC). He had at least eight rebounds in eight straight games (11/18-12/21), including a career-high tying 16 in the win versus LSU on Dec. 14. The 16 rebounds were the most by a Mustang since 19 by Jordan Tolbert against Hampton on 12/17/15. He is also eighth in the ACC with 2.6 offensive rebounds per game, grabbing season highs of seven against Washington State and LSU.

DOUBLE-DOUBLES: Matt Cross (4, 9th ACC), Yohan Traore (2, 16th ACC), Samet Yiğitoğlu (2, 16th ACC)

Name	Opponent	Stats	Season	Career
Yohan Traore	Florida A&M 11/7/24	19 pts, 10 rebs	1st	2nd
Matt Cross	Prairie View A&M 11/18/24	17 pts, 12 rebs	1st	11th
Samet Yiğitoğlu	vs Washington State 11/27/24	12 pts, 11 rebs	1st	1st
Matt Cross	Alabama State 12/3/24	12 pts, 10 rebs	2nd	12th
Matt Cross	vs [-rv] LSU 12/14/24	16 pts, 16 rebs	3rd	13th
Yohan Traore	Longwood 12/29/24	20 pts, 11 rebs	2nd	3rd
Samet Yiğitoğlu	[4/4] Duke 1/4/25	10 pts, 13 rebs	2nd	2nd
Matt Cross	at North Carolina 1/7/25	13 pts, 11 rebs	4th	14th

DOUBLE FIGURES: Nine Mustangs have scored in double figures multiple times this season: Boopie Miller (12), Chuck Harris (12), B.J. Edwards (11), Matt Cross (9), Samet Yiğitoğlu (9), Kario Oquendo (7), Yohan Traore (6), Keon Ambrose-Hylton (3), Jerrell Colbert (2).

FIFTY IN TWENTY: The Mustangs have scored at least 50 in a half 10 times.

- 11/4 vs Tarleton State (51 in 1st - W, 96-62)
- 11/7 vs Florida A&M (51, 51 - W, 102-73)
- 11/18 vs Prairie View A&M (51, 59 - W, 110-69)
- 11/27 vs Washington State (50 in 2nd - W, 77-60)
- 12/3 vs Alabama State (52 in 2nd - W, 101-72)
- 12/21 at Boston College (56 in 2nd - W, 103-77)
- 12/29 vs Longwood (53 in 2nd half - W, 98-82)
- 1/11 vs Georgia Tech (50 in 1st half - W, 93-71)

FLOOR EXPERIENCE: Five Mustangs have played in 100 or more NCAA D-I games: Chuck Harris (133), Tibet Görener (118), Kario Oquendo (113), Keon Ambrose Hylton (111), and Matt Cross (111).

GRAND ACHIEVEMENT: Four Mustangs have reached the 1,000-point milestone: Chuck Harris (1,603), Kario Oquendo (1,260), Boopie Miller (1,259) and Matt Cross (1,153).

KE-ON TARGET: Keon Ambrose-Hylton is at 51.9% on FGs this season after he shot an SMU-record 64.1% from the field in 2023-24.

SMU Best Season FG% (Since 1953-54) (Min. 75 Field Goals Made)

- 64.1 Keon Ambrose-Hylton (Sr.), 2023-24 (98-153)
- 63.7 Terry Williams (Sr.), 1986-87 (142-233)
- 62.1 Jon Koncak (Jr.), 1983-84 (211-340)
- 62.0 Terry Williams (Jr.), 1985-86 (150-242)
- 61.3 Ben Moore (Fr.), 2013-14 (84-137)
- 60.7 Larry Davis (Jr.), 1983-84 (219-361)
- 60.2 Sterling Brown (Jr.), 2015-16 (109-181)

MUSTANGS SIGN HIGHEST RANKED CLASS IN PROGRAM HISTORY

DALLAS (SMU) – Four-star prospects Jermaine O'Neal, Jr., Jaden Toombs and Nigel Walls have signed to play at SMU beginning with the 2025-26 season. Head Coach Andy Enfield announced today. The 2025 signing class is ranked as high as No. 6 nationally, the highest in program history.

Walls (6-10, F), from St. Francis Episcopal in Houston, is ranked as high as No. 57 nationally. Toombs and O'Neal Jr. are teammates at Dynamic Prep in Irving, where Toombs (6-10, C) is rated as high as No. 38 nationally and O'Neal Jr. (6-5, F) is listed as high as No. 88 nationally.

SMU Class Rankings

No. 6 ESPN | No. 13 On3 | No. 7 247 Sports

The SMU signing class is the highest in program history, coming in at No. 6 on ESPN.com. That ranks third in the ACC behind No. 1 Duke and No. 5 Notre Dame.

Jermaine O'Neal, Jr. (F, 6-5, 175)

Four-star | No. 88 ESPN | No. 111 On3 | No. 126 247 Sports

Dynamic Prep in Irving, Texas

Jermaine O'Neal Jr. averaged 13.0 points, 6.7 rebounds, 3.0 assists, 1.6 steals and 1.2 blocks as a junior at Dynamic Prep as the team went 23-1 to finish ranked No. 16 nationally in the SCNext Top 25.

Jaden Toombs (C, 6-10, 245)

Four-star | No. 38 ESPN | No. 45 On3 | No. 47 247 Sports

Dynamic Prep in Irving, Texas

Toombs is listed as high as No. 6 nationally at center and as high as No. 3 overall in Texas. He is on the 2024-25 Jersey Mike's Naismith Trophy Boy's High School Player of the Year watch list. He has been part of the USA Basketball program since 2022 and was invited to the USA Junior National Team minicamp in October. He was previously a finalist for the USA Basketball U16 national team and U17 national team. As a junior at Dynamic Prep, he averaged a double-double of 12.8 points, 10.3 rebounds with 2.4 assists and 2.3 blocks at the team went 23-1 to finish ranked No. 16 nationally in the SCNext Top 25.

Nigel Walls (F, 6-10, 195)

Four-star | No. 62 ESPN | No. 57 On3 | No. 58 247 Sports

St. Francis Episcopal in Houston, Texas

In the summer of 2024, Walls averaged 6.8 points, 3.7 rebounds and 1.3 assists in 21.4 minutes in 15 games for JL3 Elite in the Nike EYBL. As a junior at St. Francis Episcopal, he averaged 13.6 points, 8.7 rebounds, 2.3 blocks, 2.0 assists and 1.2 steals.





LEADING BY COMMITTEE: Five Mustangs have led the team in scoring this season: Boopie Miller (7x), Chuck Harris (5x), Kario Oquendo (3x), Matt Cross (3x), B.J. Edwards (1x)

MEN OF STEALS: B.J. Edwards is leading SMU at 2.4 steals (2nd ACC, 17th NCAA). Boopie Miller is averaging 1.5 per contest (9th ACC).

MOODY MAGIC: SMU has successfully defended home court in 74 of 86 (.860) regular-season non-conference games at Moody Coliseum since the renovation and expansion for the 2013-14 season. SMU is 2-1 in ACC home games. In 11 seasons in the American Athletic Conference, SMU went 77-22 (.766) at Moody Coliseum, including 8-1 last season.

NON-CONFERENCE SCHEDULE (9-2): The Mustangs played an 11-game non-conference schedule that included six teams that made the postseason last season. The slate included a home matchup with Mississippi State, who is in the top 25 (L, 84-79 11/22), a neutral-site game versus LSU (W, 74-64 on Dec. 14 at Comerica Center in Frisco), and a road game at Butler (L, 81-70 on 11/15). The Mustangs won the Acrisure Holiday Invitational Nov. 26-27 (W, 79-77 vs Cal Baptist 11/26; W, 77-60 vs Washington State 11/27). The Butler game started a home-and-home that includes a game at Moody Coliseum in 2025-26, and the LSU game is a two-game neutral-site series that includes a game in New Orleans in 2025-26. Mississippi State, Washington State and Longwood (W, 98-82 12/29) made NCAA tournament appearances last season while Butler and LSU were in the NIT. Tarleton State (W, 96-62 11/4) earned a CIT bid while UNC Greensboro (W, 81-68 on 11/11) was a 21-win team last season.

RUN, RUN: The Mustangs have 16 runs of at least 10-0 this season.

- 11/4 vs Tarleton State - 22-0 1st half (W, 96-62)
- 11/7 vs Florida A&M - 16-0 1st half (W, 102-73)
- 11/11 vs UNC Greensboro - 11-0 1st half (W, 81-68)
- 11/18 vs Prairie View A&M (2) - 12-0 1st half, 11-0 2nd half (W, 110-69)
- 11/27 vs Washington State - 10-0 2nd half (W, 77-60)
- 12/3 vs Alabama State (3) - 11-0 1st half, 10-0 & 13-0 2nd half (W, 101-72)
- 12/14 vs LSU (2) - 11-0 1st half, 14-0 2nd half (W, 74-64)
- 12/21 at Boston College - 14-0 2nd half (W, 103-77)
- 12/29 vs Longwood (2) - 10-0 1st half, 11-0 2nd half (W, 98-82)
- 1/11 vs Georgia Tech (2) - 11-0 1st half, 14-0 1st half (W, 93-71)

TRIPLE THREAT: The Mustangs are 37.4% from three this season (3rd AAC, 42nd NCAA). In the 103-77 win at Boston College on Dec. 21, SMU hit 68.8% (11-16), the fifth-highest percentage in program history.

STREAKS:

10+ points: Chuck Harris 3 (18, 21, 12), Boopie Miller (12), Samet Yiğitoğlu (10)

Longest This Season: Boopie Miller 8 (11/4 - 11/27)

8+ rebounds:

Long: Matt Cross 8 (11/18 - 12/21)

Dbl-Dbl:

Long: Yohan Traore (11/7; 12/29), Matt Cross (11/18; 12/3; 12/14; 1/7), Samet Yiğitoğlu (11/27, 1/4)

5+ assists:

Long: Boopie Miller 4 (11/22 - 12/3, 12/14 - 1/4) (10x total)

2+ steals: B.J. Edwards 3 (2, 6, 2), Kario Oquendo (2)

Long: B.J. Edwards 5 (12/3 - 12/29) (12x total)

2+ blocks:

Long: Samet Yiğitoğlu 3 (11/18 - 11/26)

MEET THE MUSTANGS:

Keon Ambrose-Hylton (6-9, 220, F, Sr.) | 2024-25: Played all 17 games...4.1 points, 2.4 rebounds, 51.9% FGs ... 2023-24: Played all 33 games (20 starts)... Averaged 6.9 points, 4.2 rebounds and 0.9 blocks... Shot an SMU season-record 64.1%... SMU SEASON RECORD: FG% (64.1%, 1st).

Conference Titles (16)

1916-17 (TIAA)
1934-35 (SWC)
1936-37 (SWC)
1954-55 (SWC)
1955-56 (SWC)
1956-57 (SWC)
1957-58 (SWC)
1961-62 (SWC)
1964-65 (SWC)
1965-66 (SWC)
1966-67 (SWC)
1971-72 (SWC)
1987-88 (SWC)
1992-93 (SWC)
2014-15 (American)
2016-17 (American)

Tournament Champs (3)

1987-88 (SWC)
2014-15 (American)
2016-17 (American)

NCAA Tournaments (12)

1954-55 - RSF (16)
1955-56 - Final Four
1956-57 - RSF (16)
1964-65 - RSF (16)
1965-66 - RSF (16)
1666-67 - RF (8)
1983-84 - 2nd Rnd (32)
1984-85 - 2nd Rnd (32)
1987-88 - 2nd Rnd (32)
1992-93 - 1st Rnd (64)
2014-15 - 2nd Rnd (64)
2016-17 - 1st Rnd (64)

NIT (6)

1985-86 - 1st Rnd (32)
1999-00 - 1st Rnd (32)
2013-14 - Final

2020-21 - 1st Rnd (16)
2021-22 - 2nd Rnd (16)
2023-24 - 1st Rnd (32)

CIT (1)

2010-11 - Semifinal

CCA Invitational (1)

1973-74 - 1st Rnd (8)



SMU had the second-most All-AAC selections!
21 Houston | 20 SMU | 16 Cincinnati | 16 Memphis

SMU in The NBA Draft

Year	Player	Round (Overall)	Team
1949	Bob Prewitt	---	New York
1951	John Brown	7th Round (68)	Rochester
1957	Jim Krebs	1st Round (3)	Minneapolis
1957	Bobby Mills	10th Round (98)	St. Louis
1958	Rick Herscher	6th Round (47)	St. Louis
1961	Steve Strange	9th Round (83)	Chicago
1962	Jan Loudermilk	4th Round (35)	Los Angeles
1964	Gene Elmore	4th Round (34)	San Francisco
1966	Carroll Hooser	6th Round (52)	Detroit
1967	Charles Beasley	7th Round (74)	Cincinnati
1969	Bill Voight	14th Round (183)	Chicago
1969	Bill Voight	16th Round (196)	Milwaukee
1969	Lynn Phillips	17th Round (202)	Milwaukee
1971	Gene Phillips	7th Round (119)	Milwaukee
1974	Sammy Hervey	6th Round (97)	Atlanta
1976	Ira Terrell	3rd Round (45)	Phoenix
1980	Brad Branson	2nd Round (45)	Detroit
1985	Jon Koncak	1st Round (5)	Atlanta
1985	Carl Wright	5th Round (113)	Philadelphia
1986	Kevin Lewis	6th Round (125)	San Antonio
1987	Terry Williams	5th Round (105)	Golden State
2001	Jeryl Sasser	1st Round (22)	Orlando
2017	Semi Ojeleye	2nd Round (37)	Boston
2017	Sterling Brown	2nd Round (46)	Philadelphia
2018	Shake Milton	2nd Round (54)	Dallas



SMU fans set a Moody Coliseum attendance record of 7,518 at the 60-51 win vs No. 11 Cincinnati on Feb. 12, 2017.



Moody Coliseum hosted ESPN College GameDay on Feb. 14, 2015, prior to SMU's 73-55 win against defending national champion Connecticut.

Jerrell Colbert (6-10, 235, F, Jr.) | 2024-25: Played all 17 games...3.4 points, 2.0 rebounds, 1.1 blocks (11th ACC), 61.3% FGs... 2023-24 (Kansas State): Averaged 2.6 points, 2.3 rebounds and 1.0 blocks as the Wildcats went 19-15 overall, earning a trip to the NIT.

Matt Cross (6-7, 230, F, Sr.) | 2024-25: ACC Player of the Week (Dec. 16)... Played 16 games... 10.2 points (52nd ACC), 8.1 rebounds (5th ACC), 1.9 assists, 1.1 steals, 47.5% FGs, 36.4% 3FGs, 4 double-doubles (9th ACC) ... 2023-24 (UMass): NABC All-District Selection... Atlantic 10 First-Team Selection... Averaged 15.3 points, 8.3 rebounds, 3.0 assists, 1.5 steals... Hit 54.0% field goals, 32.9% threes, and 79.8% free throws.

B.J. Edwards (6-3, 185, G, Jr.) | 2024-25: Started all 17 games... averaging 10.4 points (46th ACC), 3.7 rebounds, 3.2 assists (14th ACC), 2.4 steals (2nd ACC, 17th NCAA), 36.8% on 3FGs, 2.20 assist-to-turnover ratio (8th ACC)... 2023-24: Played all 33 games (30 starts)... Averaged 3.7 points, 3.1 rebounds and 2.9 assists with a 2.43 assist-to-turnover ratio.

AJ George (6-6, 190, G, Jr.) | 2024-25: Played in 9 games... 2023-24 (Long Beach State): Played in all 36 games, averaging 10.6 points and 4.1 rebounds in 28.1 minutes per game as LBSU won the Big West Tournament and made the NCAA Tournament... Shot 53.3% on field goals, 34.4% on threes and 72.1% on free throws.

Tibet Görener (6-9, 205, F, Sr.) | 2024-25: Played 14 games... 2023-24 (San Jose State): Started all 32 games... 11.4 points, 3.9 rebounds, 33.9% on threes...totaled 25 assists, 15 steals and 11 blocks

Chuck Harris (6-4, 190, G, Sr.): 2024-25: Played all 17 games... 12.4 points (32nd ACC), 2.6 rebounds, 1.8 assists, 1.2 assist-to-turnover ratio, 44.4% on 3FGs, 2.1 made threes per game (8th ACC)... 2023-24: Played and started 32 of 33 games... Averaged 13.4 points, 3.4 assists (9th AAC) and 3.2 rebounds while hitting 40.7% on threes (5th AAC) and 81.8% on free throws... Had a 1.77 assist-to-turnover ratio (8th AAC)... Team-high 18 points and reached 1,000 for his career vs Lamar 11/9... HONORS: AAC Weekly Honor Roll (D18).

Mitchell Holmes (6-11, 215, F, Fr.) | 2023-24 (Link Year Prep in Branson, Missouri): The three-star signee was ranked in the top 10 overall in Missouri and top 70 at his position nationally... Before attending Link Academy, the McDonald's All-American nominee scored more than 1,500 points at The Oakridge School in Arlington.

Niccolo Kalischer-Stork (6-3, 190, G, Fr.) | 2023-24 (Harvard-Westlake School): Played as a guard for the Wolverines as the team went 91-9 from 2021-24... As a senior in 2023-24, averaged 3.2 points per game.

Boopie Miller (6-0, 175, G, Jr.) | 2024-25: Started all 17 games... 14.5 points (17th ACC), 5.8 assists (4th ACC, 27th NCAA), 3.3 rebounds, 1.5 steals (9th ACC), 2.51 assist-to-turnover ratio (3rd ACC), 82.4% FTs (12th ACC)... GAME WINNERS: Game-winning right-wing 3-pointer with 0.4 seconds left at Virginia for 54-52 win 1/15... 10-foot running jumper with 2.1 seconds left for 79-77 win vs Cal Baptist 11/26... HONORS: Acrisure Holiday Invitational MVP... 2023-24 (Wake Forest): One of three players to start all 35 games... Averaged 15.6 points (2nd WF, 13th ACC), 3.5 assists (12th ACC), 1.4 steals (10th ACC)... Shot 84.5% on free throws (131-155, 6th ACC) and 46.4% on field goals (11th ACC)

Kario Oquendo (6-4, 220, G, Sr.) | 2024-25: Played all 17 games... 9.4 points, 2.8 rebounds, 1.0 steals, 41.4% on 3FGs, 1.4 made 3s per game... 2023-24 (Oregon): Averaged 7.2 points (459 FG%), 2.4 rebounds and 1.0 assists in 17.7 minutes per game ... Played in 36 games making three starts | 2022-23 (Georgia): Averaged 12.7 points, 2.6 rebounds and 0.6 assists playing 25.4 minutes per game for the Bulldogs.

Chance Puryear (6-7, 190, F, Fr.) | 2023-24: He was named TABC 4A All-State at Carter High School in Dallas...District 13-4A Player of the Year and a 2024 McDonald's All-American Game Southwest Nominee.

Yohan Traore (6-11, 235, F, Jr.) | 2024-25: Played all 17 games... 8.2 points, 4.5 rebounds, 2 double-doubles (16th ACC)... 2023-24 (UC Santa Barbara): Played and started in 30 of 31 games... Averaged 14.5 points and 5.1 rebounds while shooting 58.3% from the field and 68.6% at the free-throw line.

Trey Utter (6-0, 160, G, Jr.) | 2024-25... Played 2 games... 2023-24: Played in 7 games.

SMU All-Americans

1934-35	Whitey Baccus (Sr.)
1955-56	Jim Krebs (Jr.)
1956-57	Jim Krebs (Sr.) (1st team - Consensus)
1959-60	Max Williams (Sr.)
1969-70	Gene Phillips (Jr.)
1970-71	Gene Phillips (Sr.)
1975-76	Ira Terrell (Sr.)
1984-85	Jon Koncak (Sr.) (2nd team - Consensus)
2002-03	Quinton Ross (Sr.)
2014-15	Nic Moore (Jr.) (AP Honorable Mention)
2015-16	Nic Moore (Sr.) (AP Honorable Mention)
2016-17	Semi Ojeleye (Jr.) (AP Honorable Mention)

SMU Conference Players Of The Year

Rick Herrscher: 1957-58
Denny Holman: 1966-67
Gene Phillips: 1968-69, 1969-70, 1970-71
Ira Terrell: 1975-76
Mike Wilson: 1992-93
Jeryl Sasser: 1998-99
Quinton Ross: 2002-03
Nic Moore: 2014-15, 2015-16
Semi Ojeleye: 2016-17
Kendric Davis: 2021-22

SMU Multi-Time All-Conference First-Team

Walter Allison (1926-27, 1927-28)
Bill Skeeters (1929-30, 1930-31)
J.D. Norton (1936-37, 1937-38)
Billy Dewell (1936-37, 1937-38, 1938-39)
Jack Brown (1949-50, 1950-51)
Jim Krebs (1954-55, 1955-56, 1956-57)
Bobby Mills (1955-56, 1956-57)
Larry Showalter (1955-56, 1956-57)
Rick Herrscher (1956-57, 1957-58)
Max Williams (1958-59, 1959-60)
Jan Loudermilk (1960-61, 1961-62)
Carroll Hooser (1964-65, 1965-66)
Charles Beasley (1965-66, 1966-67)
Bill Voight (1967-68, 1968-69)
Gene Phillips (1968-69, 1969-70, 1970-71)
Ira Terrell (1972-73, 1973-74, 1974-75)
Jon Koncak (1983-84, 1984-85)
Jeryl Sasser (1998-99, 1999-00)
Nic Moore (2013-14, 2014-15, 2015-16)
Kendric Davis (2020-21, 2021-22)



On Dec. 5, 2018, SMU named the Moody Coliseum court after David B. Miller, alumnus and current chair of the Board of Trustees. He was a three-year starter on the basketball team and a member of the 1971-72 Southwest Conference Co-Championship team. Throughout his lifetime, Mr. Miller and his wife, Carolyn Lacy Miller, have committed over \$100 million to SMU, including more than \$50 million to the Cox School of Business, \$20 million toward the expansion and renovation of Moody Coliseum and \$10 million to the ACC Competitiveness Campaign as a member of the First Week Society.

Samet Yiğitoğlu (7-2, 265, C, Fr.) | 2024-25: Played/started 15 games... 9.3 points, 6.7 rebounds (15th ACC), 1.0 blocks (15th ACC), 54.2% FG, 2 double-doubles (16th ACC)... 2023-24: Averaged 13.3 points, 10.3 rebounds, 1.0 blocks and shot 82.6% on FGs in four games with Sigortam Istanbul in the Turkey in 2023-24... Sigortam finished tied for first at 28-6 in the Turkish second division...Played for Turkey in the 2023 FIBA U20 European Championship in Greece, averaging 12.7 points and 8.6 rebounds while hitting 66.0% on FGs (33-50).

Jackson Young (6-2, 185, G, Sr.) | 2024-25: Played 4 games... 2023-24: Played in 8 games.

HEAD COACH ANDY ENFIELD... was named SMU's Head Men's Basketball on April 1, 2024. A proven winner, Enfield burst onto the coaching scene in 2013 when, in his second year as a head coach, he guided Florida Gulf Coast to the Sweet 16 of the NCAA Tournament. Following that success, he was hired by the University of Southern California (USC), where he led the Trojans to five of the last eight NCAA Tournaments, including a run to the Elite Eight in 2021.

He came to SMU after 11 seasons at USC, where he compiled a 220-147 record. Enfield quickly brought success to the basketball program upon his arrival, as the Trojans set a school single-season win record and posted the most wins in program history over two-year, three-year, four-year, five-year, six-year, seven-year and eight-year periods. Enfield's 220 wins ranks third on USC's all-time wins list, trailing only Sam Barry (260) and Forrest Twogood (251). In 13 seasons as a head coach Enfield has a 261-175 mark.

His teams also excelled in the classroom by setting the program's top team GPAs. Enfield brought in eight consecutive Top-30 recruiting classes, with the 2022 class ranking No. 7 and the 2023 class ranking No. 4.

Over his final seven seasons at USC, the Trojans had eight players selected in the NBA Draft, tied for the fifth-most by any program in the country, with Evan Mobley going No. 3 overall in the 2021 NBA Draft and Onyeka Okongwu being selected No. 6 in the 2020 Draft. USC was one of three teams to have had at least one player selected in six of the last seven NBA Drafts. In total, 11 players during Enfield's time at USC have made the NBA.

HILLTOP HOOPS SHOW: The Hilltop Hoops Show presented by the SMU Cox School of Business features SMU Men's Basketball Head Coach Andy Enfield and Women's Basketball Head Coach Toyelle Wilson on Mondays at Ozona Grill and Bar. Ozona Grill and Bar is located at 4615 Greenville Ave., just a short distance from the SMU campus. Fans can also catch LIVE video on the SMU Mustangs Facebook page, or listen on SMUMustangs.com and on the SMU App.

Hilltop Hoops Show Dates

- Mon. Dec. 16 (MBB at Boston College 12/21 | WBB at North Texas 12/19, vs Chicago State 12/20)
- Mon. Dec. 23 - NO SHOW
- Mon. Dec. 30 (MBB vs Duke 1/4 at North Carolina 1/7 | WBB vs Stanford 1/2, vs Cal 1/5)
- Mon. Jan. 6 - NO SHOW
- Mon. Jan. 13 (MBB at Virginia 1/15, at Miami 1/18 | WBB vs North Carolina 1/16, at Notre Dame 1/19)
- Mon. Jan. 20 - NO SHOW
- Mon. Jan. 27 (MBB vs Cal 1/29, vs Stanford 2/1 | WBB vs Louisville 1/30, at Virginia Tech 2/2)
- Mon. Feb. 3 (MBB at Virginia Tech 2/5 | WBB at Georgia Tech 2/6, vs Pitt 2/9)
- Mon. Feb. 10 (MBB vs Pitt 2/11, vs Wake Forest 2/15 | WBB vs Clemson 2/16)
- Mon. Feb. 17 (MBB at Notre Dame 2/19, vs Clemson 2/22 | WBB at Wake Forest 2/20, at Boston College 2/23)
- Mon. Feb. 24 (MBB at Cal 2/26, at Stanford 3/1 | WBB vs Virginia 2/27, vs NC State 3/2)
- Mon. Mar. 3 (MBB vs Syracuse 3/4, at Florida State 3/8 | WBB ACC Tournament 3/5-3/9)

THIS IS SMU:

- SMU Athletics has invested over \$250 million in facilities since 2013.The Garry Weber End Zone Complex at Ford Stadium, opened in fall 2024, features premium fan spaces and dynamic student-athlete facilities.
- SMU is the only NCAA FBS program in Dallas, with a record of 10 national championships,over 200 team conference championships,100 individual national championships, 150 NCAA top-10 finishes, nearly 2,000 All-American honors and more than150 Olympic appearances.
- SMU won a school-record eight championships in 2023-24 and is riding a surge of momentum heading into 2024-25,with all 17 programs reaching the postseason and 16 programs winning conference championships since 2013.
- SMU football has more wins than any Division I team in the state of Texas since 2019 and appeared in the APTop 25 in five of the last six years. In the fall of 2023, the Mustangs won their first conference championship since1984.
- In 2023-24,SMU finished as the No.1 American Athletic Conference program and ranked 54th nationally in the final LEARFIELD Directors-Cup Division I Standings, ahead of six programs from the Big12, five schools from the ACC,four teams from the Big Ten and three programs from the SEC.
- In the week after the ACC offered membership to SMU, the University raised \$100 million to support its move to the conference, and a total of \$159 million over the 2023-24 fiscal year.

SMU SEASON RECORDS

3-point FG percentage		
1.	.429 (88-205)	1986-87
2.	.420 (194-462)	2015-16
3.	.413 (97-235)	1988-89
4.	.410 (152-371)	1987-88
5.	.406 (286-705)	2016-17
6.	.394 (277-703)	2010-11
7.	.379 (174-459)	2013-14
	.379 (281-741)	2017-18
—	.374	2024-25
9.	.363 (145-400)	2014-15
10.	.359 (182-507)	2008-09

Scoring Average		
1.	87.0 (26 games)	1970-71
2.	85.4 (28 games)	1975-76
3.	84.0 (26 games)	1965-66
4.	83.3 (27 games)	1971-72
—	82.9	2024-25
5.	82.3 (35 games)	1987-88
6.	82.0 (27 games)	1964-65

Steals average		
1.	9.3 (30 games)	1999-00
2.	8.6 (28 games)	2004-05
3.	8.5 (35 games)	1987-88
4.	8.4 (33 games)	2023-24
5.	8.3 (28 games)	1992-93
	8.3 (30 games)	1998-99
—	8.0	2024-25
7.	7.8 (30 games)	2002-03
8.	7.7 (29 games)	2005-06
9.	7.6 (37 games)	2013-14
10.	7.5 (30 games)	2003-04

Best Assist-to-Turnover Ratio		
1.	1.74	1986-87
2.	1.71	1987-88
3.	1.50	2016-17
4.	1.42	2015-16
5.	1.39	2023-24
6.	1.37	1985-86
—	1.37	2024-25

Fewest Turnovers Per Game		
1.	10.8	2016-17
2.	11.0	2018-19
3.	11.3	2023-24
4.	11.6	1996-97
	11.6	2017-18
—	11.6	2024-25
6.	12.0	1998-99
7.	12.3	1985-86
	12.3	2021-22
9.	12.4	2015-16
10.	12.5	2014-15

Scoring margin		
1.	14.3 (74.3-60.0)	2016-17
2.	13.9 (77.3-63.4)	2015-16
3.	13.4 (77.6-64.2)	1956-57
—	11.5	2024-25
4.	11.0 (78.8-67.7)	1955-56
5.	10.4 (82.3-71.8)	1987-88
6.	9.4 (69.1-59.8)	2014-15
7.	8.8 (71.0-62.2)	2013-14
8.	8.4 (77.1-68.7)	1953-54
9.	8.1 (75.9-67.8)	1983-84
10.	8.0 (75.5-67.5)	1984-85
	8.0 (76.8-68.8)	2023-24

Rebound margin		
1.	10.2 (39.4-29.3)	2015-16
2.	8.7 (38.1-29.5)	2016-17
3.	8.4 (37.2-28.8)	1988-89
—	7.2	2024-25
4.	6.7 (36.6-29.9)	2014-15
5.	5.7 (48.5-42.8)	1959-60
6.	5.1 (39.8 34.7)	2023-24
7.	5.0 (46.5-41.5)	1958-59
8.	4.8 (36.0-31.3)	2013-14
9.	4.6 (38.1-33.5)	1984-85
10.	4.3 (43.3-39.0)	1999-00

2024-25 SEASON HONORS

ACC Player of the Week
Dec. 16 - Matt Cross
Acrisure Holiday Invitational
MVP - Boopie Miller
ESPN.com - Top International Prospects
#4 Samet Yiğitoğlu

THE NEW-LOOK MUSTANGS: The Mustangs return starters Chuck Harris (13.4 points, 40.7% 3FGs), Keon Ambrose-Hylton (6.9 points, 4.2 rebounds, SMU-record 64.1% FGs) and B.J. Edwards (3.7 points, 2.9 assists, 2.43 assist-to-turnover ratio). The transfer class includes six others that averaged double-digits in scoring before transferring to SMU. Boopie Miller (6-0, 175, G) from Wake Forest, averaged 15.6 points (13th ACC), 3.5 assists (12th ACC) and 1.4 steals (10th ACC) while hitting 84.5% on free throws (6th ACC) and 46.4% on field goals (11th ACC). He is joined by Matt Cross (6-7, 230, F) following an All-Atlantic 10 season at UMass where he averaged 15.3 points, 8.3 rebounds, 3.0 assists and 1.5 steals as he hit 54.0% on field goals, 32.9% on threes and 79.8% on free throws. The Mustangs also added AJ George (6-6, 190, G), who averaged 10.6 points and 4.1 rebounds as Long Beach State won the Big West Tournament and made the NCAA Tournament. Yohan Traore (6-11, 235, F) was an All-Big West Honorable Mention selection at UC Santa Barbara after averaging 14.5 points and 5.1 rebounds while shooting 58.3% from the field. Traore was top-15 prospect overall in the class of 2022. Kario Oquendo (6-4, 220, G) came to the Hilltop after he averaged 7.2 points at Oregon last season and 12.7 per outing for Georgia in 2022-23. Jerrell Colbert (6-10, 235, F) played in 31 games for Kansas State last season as they went 19-15. Tibet Görener (6-9, 205) started all 32 games at San Jose State in 2023-24, averaging 11.4 points and 3.9 rebounds. Samet Yiğitoğlu (7-2, 265, C) played for Besiktas S.K. of Turkey's first division the past two seasons, including in the Turkish Cup and EuroCup. The Mustangs also added prep signees Chance Puryear (6-7, 190, F) after earning TABC 4A All-State and 2024 McDonald's All-American Game Southwest Nominee at Dallas Carter High School. Mitchell Holmes (6-11, 215, F) was a power forward at Link Year Prep in Branson, Missouri. The McDonald's All-American nominee scored more than 1,500 points at The Oakridge School in Arlington where he was a two-time team MVP, a team captain and SPC Co-State Champ.

SMU BASKETBALL - HONORS (Awards/Honors since 2013-14)

- NBA Draft Picks (Semi Ojeleye & Sterling Brown in '17, Shake Milton in '18)
- AAC Players of the Year (Nic Moore '15, '16; Semi Ojeleye '17; Kendrick Davis '22)
- AP All-America Honorable Mention (Nic Moore '15, '16; Semi Ojeleye '17)
- Academic All-American (Semi Ojeleye '17)
- Wooden Award Watch List (Nic Moore '15, '16, Shake Milton '18, Kendrick Davis '22)
- Naismith Trophy Watch List (Nic Moore '15, '16; Shake Milton '18, Kendrick Davis '22)
- Karl Malone Award Watch List (Markus Kennedy '16)
- Bob Cousy Award Watch List (Nic Moore '16; Shake Milton '18, Kendrick Davis '22)
- Lute Olson Award Watch List (Nic Moore '15; Shake Milton '18; Kendrick Davis '21, '22)
- Jerry West Award Watch List (Shake Milton '17)
- Oscar Robertson Trophy Watch List (Nic Moore '16)
- NABC All-District (Nic Moore '14, '15, '16; Markus Kennedy '14, '15; Yanick Moreira '15; Ben Moore '16; Semi Ojeleye '17; Shake Milton '17, '18, Kendrick Davis '20, '21, '22; Marcus Weathers '22, Zhuric Phelps '24)
- USBWA All-District (Nic Moore '14, '16; Semi Ojeleye '17; Shake Milton '18, Kendrick Davis '21, '22)
- NABC College All-Star (Sterling Brown '17; Ben Moore '17)
- All-AAC 1st Team (Nic Moore '14, '15, '16; Semi Ojeleye '17; Kendrick Davis '21, '22)
- All-AAC 2nd Team (Markus Kennedy '14, '15; Yanick Moreira '15; Sterling Brown '17; Ben Moore '17; Shake Milton '17, '18; Jahmal McMurray '19; Marcus Weathers '22; Zhuric Phelps '24)
- All-AAC 3rd Team (Kendrick Davis '20, Tyson Jolly '20, Isiah Mike '20, Feron Hunt '21)
- AAC Sixth Man of the Year (Markus Kennedy '15, '16; Ben Emelogu II '17)
- NABC Good Works Team Nominee (Semi Ojeleye '16; Jonathan Wilfong '17)
- Senior CLASS Award Nominee (Nic Moore '16; Ben Emelogu II '18)

SMU2NBA / Pros Since 2014:

- Semi Ojeleye selected 37th in 2017 (picked by Boston)
- Sterling Brown selected 46th in 2017 (picked by Philadelphia, then traded to Milwaukee)
- Shake Milton selected 54th in 2018 (picked by Dallas, then traded to Philadelphia)
- Ben Moore spent 2017-19 with Indiana and San Antonio, played 2021-22 with Memphis Hustle
- Feron Hunt signed a two-way with the New York Knicks (3/18/22), then finished 2022-23 with Birmingham (G League affiliate for New Orleans)
- Jahmal McMurray was picked 21st in the 2019 G League draft by the Northern Arizona Suns (Phoenix)
- Michael Weathers was picked 8th in the 2022 G League draft by the Oklahoma City Blue (OKC)
- Played professionally: Ben Emelogu II, Jarrey Foster, Feron Hunt, Markus Kennedy, Jahmal McMurray, Isiah Mike, Ben Moore, Nic Moore, Efe Odigie, Yanick Moreira, Nick Russell, Jordan Tolbert, Marcus Weathers, Michael Weathers, Samuel Williamsson

Mustangs Selected All-American Athletic Conference

Sterling Brown (2016-17 Second Team)
 Kendrick Davis (2019-20 Third Team, 2020-21 First Team, 2021-22 First Team)
 Feron Hunt (2020-21 Third Team)
 Tyson Jolly (2019-20 Third Team)
 Markus Kennedy (2013-14 Second Team, 2014-15 Second Team)
 Jahmal McMurray (2018-19 Second Team)
 Isiah Mike (2019-20 Third Team)
 Shake Milton (2016-17 Second Team, 2017-18 Second Team)
 Ben Moore (2016-17 Second Team)
 Nic Moore (2013-14 First Team, 2014-15 First Team, 2015-16 First Team)
 Yanick Moreira (2014-15 Second Team)
 Semi Ojeleye (2016-17 First Team)
 Zhuric Phelps (2023-24 Second Team)
 Marcus Weathers (2021-22 Second Team)

SEASON ATTENDANCE

Total	Games	Season
124,986	18	2014-15
124,198	18	2016-17
119,878	18	2017-18
117,420	17	2015-16
107,412	19	2013-14
103,856	18	2018-19
101,296	16	1984-85
90,454	14	1978-79
53,987	10	2024-25



SMU vs Miami (2-0)		H: 1-0 A: 1-0 N: 0-0 OT: 1-0
1990-91	D19 H	W, 2ot 93-88
1991-92	D20 A	W 69-60
SMU vs Louisville (2-8)		H: 1-3 A: 0-4 N: 1-1 OT: 0-0
NCAA: 1-0		AMERICAN: 0-2 H: 0-1 A: 0-1
1966-67	M17 N^	W 83-81 [2]
1968-69	D11 H	L 73-79
1969-70	D29 A	L 79-105 [14]
1970-71	D30 H	L 85-97 [17]
1971-72	D22 A	L 62-96 [19]
1983-84	D3 A	L 65-89 (KTXA)
1984-85	F16 H	W [9] 72-64 [19] (CBS)
1987-88	D28 N~	L 79-87
2013-14	J12 A#	L [rv/-] 63-71 [12/8] (CBSSN)
	M5 H#	L [18/18] 71-84 [11/9] (CBSSN)
^ NCAA Midwest Regional (Lawrence, Kan.)		
~ Rainbow Classic (Honolulu, Hawaii)		
# AAC [AP] or [AP/Coaches]		
SMU vs North Carolina State (1-1)		H: 1-0 A: 0-1 N: 0-0 OT: 0-1
1984-85	F9 A	L, ot [4] 78-82 (NBC)
1988-89	D3 H	W 59-57 [16]
[AP]		
SMU vs California (2-1) (1-1 +)		H: 1-1 A: 0-0 N: 1-0 (H: 0-1 +)
1967-68	D28 H^	L 84-88
1979-80	D22 N~	W 97-88
2013-14	M26 H#	W+ [-rv] 67-65 (ESPN2)
^ All-Sports Association Tournament (Dallas, Texas)		
~ Kentucky Invitational (Lexington, Ky.)		
# NIT Quarterfinal + Win in 2013-14 later vacated [AP/Coaches]		
SMU vs Stanford (2-2)		H: 1-1 A: 1-1 N: 0-0 OT: 0-0
1963-64	D28 H	L 70-80
1998-99	N18 A^	L 51-86 [3] (ESPN)
2015-16	N19 A	W [rv/-] 85-70 (ESPN2)
2016-17	D19 H	W 72-49 (ESPN2)
^ Chase Preseason NIT [AP] or [AP/Coaches]		
SMU vs Virginia Tech (0-0)		H: 0-0 A: 0-0 N: 1-0 OT: 0-0
SMU vs Pittsburgh (1-0)		H: 0-0 A: 0-0 N: 1-0 OT: 0-0
2016-17	N17 N~	W [rv/rv] 76-67 [-rv] (ESPN2)
~ 2K Classic Benefiting Wounded Warrior Project (New York, N.Y. - Madison Square Garden)		
[AP/Coaches]		
SMU vs Wake Forest (0-2)		H: 0-1 A: 0-1 N: 0-0 OT: 0-0
2002-03	D15 A	L 49-73 (FSN-SW)
2003-04	D15 H	L 66-78 [9]
[AP]		
SMU vs Notre Dame (1-4)		H: 0-2 A: 0-2 N: 1-0 OT: 0-0
1948-49	D30 H	L 45-58
1967-68	D11 A	L 59-79
1987-88	M17 N^	W 83-75 (CBS)
1988-89	J17 A	L 45-67 (WGN)
1989-90	F8 H	L 49-63 (KDAF, HSE)
^ NCAA Tournament 1st Round (Chapel Hill, N.C.)		
SMU vs Clemson (1-1) (0-1 +)		H: 0-0 A: 0-0 N: 1-1 (N: 0-1 +)
1970-71	D18 N^	L 51-67
2013-14	A1 N~	W+ [-rv] 65-59 (ESPN2)
^ Vanderbilt Invitational (Nashville, Tenn.)		
~ NIT Semifinal (New York, N.Y. - Madison Square Garden)		
+ Win in 2013-14 later vacated		
[AP/Coaches]		

AAC HONORS: In the 11 seasons in the AAC, SMU led The American in Players Of The Year (4) and was second in All-AAC honors (20)

AAC Players of the Year

4 - SMU (Nic Moore 2014-15, 2015-16; Semi Ojeleye 2016-17; Kendric Davis 2021-22)

2 - Cincinnati, Houston

1 - Connecticut, Florida Atlantic, Memphis, South Florida, Wichita State

All-AAC Honors: 21 - Houston, 20 - SMU, 16 - Cincinnati, 16 – Memphis

AAC CHAMPIONSHIPS: In 11 seasons in the AAC, SMU won two regular-season titles and two tournaments.

6 - Houston (4 Season, 2 Tournament)

5 - Cincinnati (3 Season, 2 Tournament)

4 - SMU (2 Season, 2 Tournament)

2 - Louisville (1 Season, 1 Tournament)

1 - Temple (Season), Tulsa (Season), Wichita State (Season), Memphis (Tournament), South Florida (Season), UAB (Tournament), UCONN (Tournament)

DAVID B. MILLER COURT: On Dec. 5, 2018, SMU named the Moody Coliseum court after David B. Miller, alumnus and current chair of the Board of Trustees. He was a three-year starter on the basketball team and a member of the 1971-72 Southwest Conference Co-Championship team. Throughout his lifetime, Mr. Miller and his wife, Carolyn Lacy Miller, have committed over \$100 million to SMU, including more than \$50 million to the Cox School of Business, \$20 million toward the expansion and renovation of Moody Coliseum and \$10 million to the ACC Competitiveness Campaign as a member of the First Week Society.



- SMU, a private university in Dallas, is a center for global research and teaching that serves approximately 7,000 undergraduates and 5,000 graduate students through eight degree-granting schools.
- SMU ranks in the top 20% of universities by U.S. News and World Report, with top 50 graduate programs in business (34), law (44) and education (48).
- SMU attracts high-achieving students from all 50 states and over 85 countries, with incoming first-year students averaging a 32 ACT score and a 3.7 GPA. Seven out of 10 first-year students receive scholarships or grants, and 75% graduate without debt.
- Within six months of graduation, 91% of graduate students and 86% of undergraduates are employed, enrolled in further education, pursuing military service, or volunteering. The median starting salary for undergraduates is \$70,000 and \$85,000 for graduates.
- Ninety-two percent of SMU student-athletes earn degrees, and 80% graduate with a GPA of 3.0 or higher. SMU's Life after Ball program supports their career readiness through networking, mentoring, and internships.
- Sophisticated high-performance computing and targeted goals are the hallmarks of SMU research which fosters interdisciplinary collaboration on earth hazards and national security; education and technology; data science and urban studies.
- SMU faculty members are elected to prestigious groups such as the National Academy of Sciences, National Academy of Engineering, National Academy of Education, and Arnold and Mabel Beckman Foundation Scholars. They are also fellows of organizations like the National Endowment for the Humanities, American Academy of Arts and Sciences, and John Simon Guggenheim Memorial Foundation, American Council of Learned Societies, National Humanities Center and Harvard Society of Fellows – Junior Fellows.
- SMU graduate students receive prestigious awards like the National Science Foundation Graduate Research Fellowship, National Science Foundation Doctoral Dissertation Research Improvement Grant, Boren Fellowship, and the Federal Highway Administration Dwight D. Eisenhower Transportation Fellowship. They also earn competitive dissertation and career advancement awards, including the Newcombe Doctoral Dissertation Fellowship, Louisville Institute Dissertation Fellowship, PED Scholar Award, ACLS Emerging Voices and Leading Edge Fellowships.
- SMU undergraduates are regularly selected for competitive national awards, including 31 Goldwater Scholars, four Marshall Scholars, 15 Truman Scholars and two Schwarzman Scholars. In the last five years, 28 students were awarded Fulbright scholarships.



- Entrepreneurship opportunities abound at SMU – through academic majors and minors ranging from business and engineering to the arts – as well as academic centers offering mentoring, funding, competitions and support to students across various disciplines.
- SMU is home to the George W. Bush Presidential Center, Library, Museum, Foundation and Institute, attracting over 1.9 million visitors since opening in 2013.
- SMU is Dallas' university, located in a city that hosts 24 Fortune 500 companies.
- Dallas was named the No. 1 best sports business city by the Sports Business Journal in 2024, boasting of six professional sports clubs, collegiate athletics, annual premiere events and world class athletics' facilities.
- SMU Athletics has invested over \$250 million in facilities since 2013. The Garry Weber End Zone Complex at Ford Stadium, opening in fall 2024, features premium fan spaces and dynamic student-athlete facilities.
- SMU is the only NCAA FBS program in Dallas, with a record of 10 national championships, over 200 team conference championships, 100 individual national championships, 150 NCAA top-10 finishes, nearly 2,000 All-American honors and more than 150 Olympic appearances.
- SMU won a school-record eight championships in 2023-24 and is riding a surge of momentum heading into 2024-25, with all 17 programs reaching the postseason and 16 programs winning conference championships since 2013.
- SMU football has more wins than any Division I team in the state of Texas since 2019 and appeared in the AP Top 25 in four of the last five years. In the fall of 2023, the Mustangs won their first conference championship since 1984.
- In 2023-24, SMU finished as the No. 1 American Athletic Conference program and ranked 54th nationally in the final LEARFIELD Directors' Cup Division I Standings, ahead of six programs from the Big 12, five schools from the ACC, four teams from the Big Ten and three programs from the SEC.
- In the week after the ACC offered membership to SMU, the University raised \$100 million to support its move to the conference, and a total of \$159 million over the 2023-24 fiscal year. In preparation for its inaugural year in the ACC, SMU set a new season ticket sales record for Ford Stadium and is on pace to more than double year over year.

SMU

FALL SPORTS RECAP

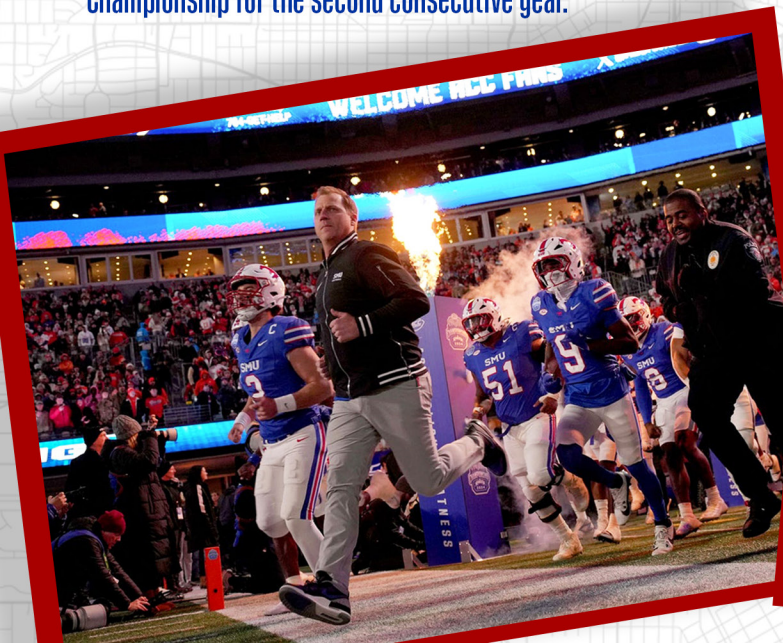
- Six Ranked Teams: Football as high as No. 7, Men's Soccer No. 5, Volleyball No. 10, Equestrian No. 2, Men's Golf No. 16, Men's Swimming & Diving No. 19.
- Four postseason bids: Football earning a College Football Playoff bid, Volleyball making the NCAA 2nd Round, Men's Soccer making NCAA Elite 8 and Cross Country finishing 5th at the NCAA South Central Regional (VB hosted NCAA for the first time, MSOC hosted NCAA quarterfinal for the first time since 2001). 30-12-4 in ACC play combined (VB, MSOC, WSOC, FB).
- Football went 8-0 in the ACC, one of just two P4 programs to go unbeaten in league play. SMU is just the 6th program to go at least 8-0 in the ACC and is by far the most successful of any program ever transitioning from G5 to P4.
- Football set a Ford Stadium season attendance record of 228,563, recording five of the 12 largest crowds in stadium history. Volleyball also set a single-game attendance record of 6,773 in the win against No. 2 Nebraska and a season record of 30,976.
- 27 All-ACC Honors, including 19 in football.
- 17 ACC Weekly Honors.



SMU

FALL SPORTS RECAP

- Two Coaches of the Year: Sam Erger (AVCA VB) & Rhett Lashlee (ACC & DCTF FB); Rhett Lashlee was also a finalist for National Coach of the Year in Football.
- 18 National Player of the Year candidates.
- Combined 30-12-4 record in the ACC for SMU's fall sports.
- Nine Fall Sports All-Region honors: program-record four for VB, three for CC (most since 2018), two for MSOC.
- Two-Time Defending National Champion Equestrian is No. 7.
- Men's Basketball won the Acrisure Holiday Invitational with a 77-60 win over Washington State.
- Madison Parker won two US Open swimming titles in the 50 free and 100 free, Nyah Rose was called up to Canada's Women's Soccer National Team in December and Luke Sitz finished in the top six of three diving events at the World Junior Aquatics Championships in Brazil.
- Will Sides won the prestigious Stephens Cup individual golf title as Men's Golf finished second. SMU is one of three programs nationally with three players ranked in the top 60.
- Trevor Svajda advanced to the second round NCAA Individual Tennis Championship for the second consecutive year.





22
KEON
AMBROSE-HYLTON
F, 6-9, 220, SR-2L
Toronto, Ontario
Alabama / Andrews
Osborne Academy

2024-25 (Senior): Had 14 points, including 7-8 FTs, with 6 rebounds and 2 assists vs Prairie View A&M 11/18.

2023-24 (Senior): Played all 33 games (20 starts)... Averaged 6.9 points, 4.2 rebounds and 0.9 blocks... Shot an SMU season-record 64.1%... **GAME HIGHLIGHTS:** Had 6 points and a career-high 11 rebounds in win vs Tulane 2/1...Career-high 4 blocks with 6 points, 3 rebounds and 2 assists vs Temple 1/16...Opened AAC play with 8 points, 6 rebounds, 2 assists and 2 blocks vs Charlotte 1/2...Had 12 points (4-5 FG, 4-4 FT), 4 rebounds and a career-high 3 blocks with a steal and an assist vs Houston Christian 12/19... Career-high 19 points on 9-of-9 shooting vs Texas A&M-Commerce 12/3...10 points (5-7 FG) and 2 blocks in the win vs West Virginia 11/20... 8 points and a career-high 10 rebounds vs Lamar 11/9... **SMU SEASON RECORD:** FG% (64.1%, 1st).

Summer 2023 (SMU 3-0 in Spain): In three games, shot 56.3% from the field (9-16) while averaging 6.0 points and 3.3 rebounds.

2022-23 (Junior): Played all 32 games... averaged 3.4 points, 2.8 rebounds and 0.7 blocked shots... **GAME HIGHLIGHTS:** Started and had 8 points, hitting first 2 threes of his career, with 2 rebounds and 2 blocks in the win vs Temple 2/8...Had 11 points (5-6 FG), with 3 rebounds and 2 blocks in the win vs USF 1/29... In first career start, had 9 points (4-4 FG) and 4 rebounds at UCF 1/8... Added 7 points, 4 rebounds, a steal, a block and an assist in the AAC-opening win vs Tulsa 1/1...New career-high 16 points (7-8 FG) with 3 rebounds, 2 blocks and a steal in the win vs Iona 12/22... Had 6 points (3-3 FG), 5 rebounds and a blocked shot vs [24/25] TCU 12/10... New career high 6 rebounds in the win vs Evansville 11/19.

2024-25 GAME-BY-GAME STATISTICS

Opponent	Date	GS	Min	FG	FGA	Pct	3FG	FGA	Pct	FT	FTA	Pct	Off	Def	Tot	Avg	PF	FO	A	TO	Blk	Stl	Pts	Avg	
TARLETON ST.	11/04/24		26	5	7	.714	0	1	.000	2	2	1.000	4	1	5	5.0	1	0	0	3	2	0	12	12.0	
FLORIDA A&M	11/07/24	*	21	5	7	.714	0	0	.000	0	0	.000	0	2	2	3.5	4	0	2	0	2	0	10	11.0	
UNC GREENSBORO	11/11/24		17	0	0	.000	0	0	.000	0	0	.000	1	2	3	3.3	1	0	0	0	0	0	0	7.3	
at Butler	11/15/24		19	2	3	.667	0	0	.000	0	0	.000	1	1	2	3.0	1	0	0	0	0	1	4	6.5	
PRAIRIE VIEW	11/18/24		21	3	8	.375	1	2	.500	7	8	.875	4	2	6	3.6	0	0	2	2	0	0	14	8.0	
MISSISSIPPI ST.	11/22/24		18	2	5	.400	1	2	.500	0	0	.000	1	0	1	3.2	2	0	0	1	0	0	5	7.5	
vs California Baptist	11/26/24		4	0	2	.000	0	1	.000	0	0	.000	0	2	2	3.0	0	0	0	0	0	0	0	6.4	
vs Washington St.	11/27/24		2	0	0	.000	0	0	.000	0	2	.000	0	0	0	2.6	0	0	0	0	0	0	0	5.6	
ALABAMA ST.	12/03/24		15	0	4	.000	0	1	.000	2	2	1.000	0	5	5	2.9	0	0	0	1	0	0	2	5.2	
VIRGINIA	12/07/24		9	0	0	.000	0	0	.000	0	0	.000	0	1	1	2.7	0	0	0	0	1	0	0	4.7	
vs LSU	12/14/24		7	2	2	1.000	0	0	.000	0	0	.000	1	1	2	2.6	0	0	0	0	0	0	4	4.6	
at Boston College	12/21/24		15	3	4	.750	0	0	.000	0	0	.000	1	2	3	2.7	0	0	0	0	1	0	0	6	4.8
LONGWOOD	12/29/24		8	1	1	1.000	1	1	1.000	0	0	.000	0	0	0	2.5	0	0	0	1	0	0	3	4.6	
DUKE	01/04/25		5	1	4	.250	0	1	.000	0	2	.000	0	0	0	2.3	0	0	1	0	0	0	2	4.4	
at North Carolina	01/07/25		10	0	0	.000	0	0	.000	0	0	.000	0	2	2	2.3	2	0	0	0	0	1	0	4.1	
GEORGIA TECH	01/11/25		10	2	5	.400	0	1	.000	0	0	.000	1	1	2	2.3	1	0	0	1	0	0	4	4.1	
at Virginia	01/15/25		15	2	2	1.000	0	0	.000	0	0	.000	0	4	4	2.4	3	0	1	1	0	0	4	4.1	

Games played: 17
Minutes/game: 13.1
Points/game: 4.1
FG Pct: 51.9
3FG Pct: 30.0
FT Pct: 68.8

Rebounds/game: 2.4
Assists/game: 0.4
Turnovers/game: 0.6
Assist/turnover ratio: 0.5
Steals/game: 0.1
Blocks/game: 0.3

CAREER STATISTICS

Year	GP	GS	Min	Avg	FG	FGA	Pct	3FG	FGA	Pct	FT	FTA	Pct	Off	Def	Tot	Avg	PF	FO	Ast	TO	Blk	Stl	Pts	Avg
2020-21*	18	0	74	4.1	10	15	.667	0	0	.000	1	4	.250	3	10	13	0.7	9	0	2	3	1	1	21	1.2
2021-22*	11	0	51	4.6	5	11	.455	0	0	.000	1	3	.333	6	3	9	0.8	10	0	4	4	1	1	11	1.0
2022-23	32	3	460	14.4	46	70	.657	2	5	.400	14	27	.519	30	60	90	2.8	43	0	9	9	22	7	108	3.4
2023-24	33	20	632	19.2	98	153	.641	2	8	.250	31	62	.500	67	70	137	4.2	66	2	25	14	28	14	229	6.9
2024-25	17	1	222	13.1	28	54	.519	3	10	.300	11	16	.688	14	26	40	2.4	15	0	6	11	5	2	70	4.1
TOTAL	82	24	1314	16.0	172	277	.621	7	23	.304	56	105	.533	111	156	267	3.3	124	2	40	34	55	23	407	5.0
All*	111	24	1439	13.0	187	303	.617	7	23	.304	58	112	.518	120	169	289	2.6	143	2	46	41	57	25	439	4.0

* Statistics from prior team/school

HIGHS	SEASON	CAREER	CONF. GAME	CONF. TOUR/POST
MINUTES	26, Tarleton St 11/4/24	31, ULM 11/26/23	26, ECU 3/6/24	21, vs Temple 3/14/24
FG	5, Tarleton St 11/4/24 5, Florida A&M 11/7/24	9, A&M-Commerce 12/3/23	5, USF 1/29/23 5, at Rice 2/7/24	1 (UA),vs Miss. St. 3/12/21 1 (UA),vs Maryland 3/22/21 1, vs Temple 3/14/24 1, at Indiana St 3/20/24
FGA	8, Prairie View A&M 11/18/24	9, A&M-Commerce 12/3/23	7, Charlotte 1/2/24	3, at Indiana St 3/20/24
3FG	1, Prairie View A&M 11/18/24 1, Mississippi St 11/22/24 1, Longwood 12/29/24	2, Temple 2/8/23	2, Temple 2/8/23	1, at Indiana St 3/20/24
3FGA	2, Prairie View A&M 11/18/24 2, Mississippi St 11/22/24	2, Temple 2/8/23 2, Tulsa 1/20/24 2, at Wichita St 1/28/24	2, Temple 2/8/23 2, Tulsa 1/20/24 2, at Wichita St 1/28/24	1, at Indiana St 3/20/24
FT	7, Prairie View A&M 11/18/24	7, Prairie View A&M 11/18/24	4, Temple 1/16/24 4, ECU 3/6/24	2, vs Temple 3/14/24
FTA	8, Prairie View A&M 11/18/24	8, Prairie View A&M 11/18/24	6, ECU 3/6/24	3, vs Temple 3/14/24
REBOUNDS	6, Prairie View A&M 11/18/24	11, Tulane 2/1/24	11, Tulane 2/1/24	6, vs Temple 3/14/24
ASSISTS	2, Florida A&M 11/7/24 2, Prairie View A&M 11/18/24	3, New Mexico 11/15/22	2 (UA), at LSU 1/19/21 2, Charlotte 1/2/24 2, Temple 1/16/24 2, at [v/rv] USF 2/25/24	1, vs Temple 3/14/24 1, at Indiana St 3/20/24
BLOCKS	2, Tarleton St 11/4/24 2, Florida A&M 11/7/24	4, Temple 1/16/24	4, Temple 1/16/24	1, vs UCF 3/9/23
STEALS	1, at Butler 11/15/24 1, at North Carolina 1/7/25	2, UAB 2/4/24 2, at Rice 2/7/24	2, UAB 2/4/24 2, at Rice 2/7/24	
POINTS	14, Prairie View A&M 11/18/24	19, A&M-Commerce 12/3/23	11, USF 1/29/23 11, at [v/rv] FAU 2/22/24	4, vs Temple 3/14/24

2020-22 (Fr. & So. at Alabama): Played 11 games, 4.6 minutes for NCAA tournament team... 5 points (2-2 FG) against Miami... SEC First Year Academic Honor Roll... Freshman, played 18 games averaging 4.1 minutes with 1.2 points and 0.7 rebounds... 10-15 FGs (.667).... Team earned NCAA Tournament bid
Prep: A four-star prospect by ESPN, Rivals and 247Sports. Ranked by ESPN as the No. 58 overall player in the 2020 class and No. 14 at his position... Ranked by 247Sports.com as the No. 78 overall player in the nation and the No. 13 power forward... Rated No. 2 overall by North Pole Hoops in Canada's 2020 class... Competed in the FIBA World Cup for the Canadian National U-17 Team in 2017 and U-19 National Team in 2019. Basketball Without Borders Global Camp in February 2019. In Nike EYBL circuit, averaged 11.8 points, 6.2 rebounds, 1.3 assists and 1.0 blocks. Peach Jam Invitational, he averaged 20.2 points, 7.2 rebounds, 2.0 assists and 2.8 steals.

KEON AMBROSE-HYLTON - 22

SMU Best Season FG Pct (55.0%+) (Since 1953-54)

Minimum 75 Field Goals Made

1	64.1	Keon Ambrose-Hylton (Sr.), 2023-24 (98-153)
2	63.7	Terry Williams (Sr.), 1986-87 (142-233)
3	62.1	Jon Koncak (Jr.), 1983-84 (211-340)
4	62.0	Terry Williams (Jr.), 1985-86 (150-242)
5	61.3	Ben Moore (Fr.), 2013-14 (84-137)
6	60.7	Larry Davis (Jr.), 1983-84 (219-361)
7	60.2	Sterling Brown (Jr.), 2015-16 (109-181)
8	59.2	Jon Koncak (Sr.), 1984-85 (219-370)
9	58.4	Tyreek Smith (Sr.), 2023-24 (104-178)
10	58.1	Terry Thomas (Sr.), 1987-88 (111-191)
11	57.7	Papa Dia (Sr.), 2010-11 (243-421)
12	57.6	Bamba Fall (Sr.), 2008-09 (99-172)
13	57.2	John Colborne (Jr.), 1988-89 (99-173)
	57.2	Ira Terrell (Fr.), 1972-73 (219-383)
15	56.6	Bamba Fall (Jr.), 2007-08 (124-219)
16	56.5	Larry Davis (Sr.), 1984-85 (177-313)
	56.5	Eric Castro (So.), 2002-03 (105-186)
18	56.4	Larry Davis (So.), 1982-83 (190-337)
19	56.3	Eric Castro (Sr.), 2004-05 (166-295)
20	56.0	Ben Moore (Sr.), 2016-17 (159-284)
21	55.7	Feron Hunt (So.), 2019-20 (132-237)
22	55.6	Jordan Tolbert (Sr.), 2015-16 (133-239)
23	55.1	Ira Terrell (Sr.), 1975-76 (274-497)
24	55.0	Glenn Puddy (Sr.), 1988-89 (144-262)
	55.0	Yanick Moreira (Sr.), 2014-15 (144-262)

SMU Best Season FG% in AAC Games (55.0%+) (Min. 30 FGM)

1	67.4	Keon Ambrose-Hylton (Jr.), 2022-23 (31-46)
2	62.1	Ben Moore (Fr.), 2013-14 (41-66)
3	59.5	Cannen Cunningham (Sr.), 2014-15 (47-79)
4	59.0	Ben Moore (Sr.), 2016-17 (92-156)
5	58.7	Tyreek Smith (Sr.), 2023-24 (61-104)
6	56.9	Cannen Cunningham (Jr.), 2013-14 (33-58)
7	56.7	Markus Kennedy (Jr.), 2014-15 (85-150)
8	56.1	Sterling Brown (Jr.), 2015-16 (69-123)
	56.1	Keon Ambrose-Hylton (Sr.), 2023-24 (46-82)
10	55.6	Markus Kennedy (Sr.), 2013-14 (95-171)
	55.6	Feron Hunt (Jr.), 2020-21 (50-90)
12	55.4	Efe Odigie (Sr.), 2022-23 (92-166)
13	55.3	Sterling Brown (So.), 2014-15 (42-76)



20
JERRELL COLBERT
F, 6-10, 235, Jr.-TR
Houston, Texas
Kansas State / LSU
Houston HS [Tenn.]

2024-25 (Junior): Season-high 13 points (6-8 FG) with 6 rebounds and 2 blocks in win at Boston College 12/21... Added 10 points and 7 rebounds vs Alabama State 12/3... Had 8 points and a career-high tying 4 blocks with 6 rebounds vs Prairie View A&M 11/18.

2023-24 (Sophomore at Kansas State): Averaged 2.6 points, 2.3 rebounds and 1.0 blocks... Helped the Wildcats to a 19-15 overall record, including a tie for ninth in the Big 12 with an 8-10 mark, and a trip to the NIT... Saw action 31 games with 13 starts, averaging 11.3 minutes per game... Started each of the last 13 games... Averaged 2.6 points on 47.5 percent (29-of-61) shooting with 2.3 rebounds and 1.0 blocks per game.

Summer 2023 (Israel and Abu Dhabi with Kansas State): Played in all 3 games with a start in the Wildcats' historic 10-day trip to Jerusalem and Tel Aviv, Israel, and Abu Dhabi, U.A.E., which ran from August 9-20.... Averaged 7.0 points on 53.9 percent (7-of-13) shooting with 7.3 rebounds, 1.0 steals and 0.7 blocks in 19 minutes per game.

2022-23 (Sophomore at Kansas State): Did not see action as a redshirt.

2021-22 (Freshman at LSU): Played in 4 games (all coming in the first 10 games) for an LSU team that posted a 22-12 overall record, including a 9-9 mark in SEC play, and advanced to the NCAA Tournament in 2021-22... Logged just 27 minutes, averaging 6.6 per game... Averaged 0.5 points on 25 percent shooting (1-of-4) with 1.3 rebounds, 0.5 assists and 0.5 steals per game.

Prep: Rated as a consensus Top 150 prospect out of Houston High School in Germantown, Tenn., where he played his senior season in 2020-21... Also ranked as 4-star recruit by Rivals... Rated as the No. 134 national prospect by 247Sports, along with the 20th-best center and the third-best player in the state of Tennessee... Helped lead Houston High School to their first-ever Class 3A State Championship in 2020-21 while

HIGHS	SEASON	CAREER	CONF. GAME	CONF. TOUR/POST
MINUTES	22, at Boston College 12/21/24	22, at Boston College 12/21/24	22, at Boston College 12/21/24	14 (KS), vs Texas 3/13/24
FG	6, at Boston College 12/21/24	6, at Boston College 12/21/24	6, at Boston College 12/21/24	1 (KS), vs Texas 3/13/24 1 (KS), at Iowa 3/19/24
FGA	8, at Boston College 12/21/24	8 (KS), at Cincinnati 3/2/24 8, at Boston College 12/21/24	8 (KS), at Cincinnati 3/2/24 8, at Boston College 12/21/24	2 (KS), at Iowa 3/19/24
3FG				
3FGA	1, Florida A&M 11/7/24	1 (LSU), NW St 12/14/21 1, Florida A&M 11/7/24		
FT	6, Alabama St 12/3/24	7 (KS), North Alabama 12/2/23	6 (KS), at Cincinnati 3/2/24	1 (KS), vs Texas 3/13/24
FTA	8, [4/4] Duke 1/4/25	8, [4/4] Duke 1/4/25	8, [4/4] Duke 1/4/25	2 (KS), vs Texas 3/13/24 2 (KS), vs Iowa St 3/14/24
REBOUNDS	7, Alabama St 12/3/24	8 (KS), North Alabama 12/2/23	7 (KS), West Virginia 2/26/24 7 (KS), at Cincinnati 3/2/24	3 (KS), at Iowa 3/19/24
ASSISTS	1, 3 times	3 (KS), Kansas 2/5/24	3 (KS), Kansas 2/5/24	
BLOCKS	4, Prairie View A&M 11/18/24	4 (KS), S.D. State 11/13/23 4, Prairie View A&M 11/18/24	2 (KS), at West Virginia 1/9/24 2 (KS), Kansas 2/5/24	1 (KS), vs Iowa St 3/14/24 1 (KS), at Iowa 3/19/24
STEALS	3, at Butler 11/15/24	3, at Butler 11/15/24	2, at North Carolina 1/7/25 2 (KS), Oklahoma St 1/20/24 2 (KS), at Iowa St 1/24/24 2, at Boston College 12/21/24	
POINTS	13, at Boston College 12/21/24	15 (KS), at Cincinnati 3/2/24	15 (KS), at Cincinnati 3/2/24	2 (KS), at Iowa 3/19/24

playing for former NBA player Mike Miller.
Personal: Parents are Michael and Bernice Colbert... Has an older brother, Terrell... Grew to 6-feet by the sixth grade and was 6-foot-7 by his freshman year of high school... Dunked for the first time in the seventh grade while playing against freshmen... Held 17 high-major offers out of high school, including Arkansas, Baylor, Cal, Houston, Memphis, TCU, Texas, Texas A&M, Texas Tech, Virginia Tech and Wake Forest, before selecting LSU.

2024-25 GAME-BY-GAME STATISTICS

Opponent	Date	GS	Min	FG	FGA	Pct	3FG	FGA	Pct	FT	FTA	Pct	Off	Def	Tot	Avg	PF	FO	A	TO	Blk	Stl	Pts	Avg
TARLETON ST.	11/04/24	7	1	1	1.000	0	0	0	.000	1	1	1.000	0	1	1	1.0	5	1	0	1	1	0	3	3.0
FLORIDA A&M	11/07/24	11	3	5	.600	0	1	.000	0	0	0.000	0	1	1	1	1.0	5	1	1	0	1	1	6	4.5
UNC GREENSBORO	11/11/24	7	0	1	.000	0	0	.000	1	2	.500	1	1	2	1.3	2	0	0	0	0	0	1	1	3.3
at Butler	11/15/24	16	1	2	.500	0	0	.000	1	2	.500	2	1	3	1.8	1	0	0	1	2	3	3	3.3	
PRAIRIE VIEW	11/18/24	19	2	4	.500	0	0	.000	4	4	1.000	2	4	6	2.6	3	0	1	0	4	0	8	4.2	
MISSISSIPPI ST.	11/22/24	10	1	1	1.000	0	0	.000	2	4	.500	1	2	3	2.7	0	0	0	0	1	0	4	4.2	
vs California Baptist	11/26/24	9	0	1	.000	0	0	.000	0	0	.000	1	0	1	2.4	2	0	0	3	2	0	0	3.6	
vs Washington St.	11/27/24	1	0	0	.000	0	0	.000	0	0	.000	0	0	0	2.1	0	0	0	0	0	0	0	3.1	
ALABAMA ST.	12/03/24	14	2	3	.667	0	0	.000	6	6	1.000	4	3	7	2.7	2	0	0	0	1	0	10	3.9	
VIRGINIA	12/07/24	10	1	1	1.000	0	0	.000	0	0	.000	2	0	2	2.6	1	0	0	0	0	0	2	3.7	
vs LSU	12/14/24	6	1	1	1.000	0	0	.000	0	1	1.000	0	1	1	2.5	1	0	0	0	0	1	2	3.5	
at Boston College	12/21/24	22	6	8	.750	0	0	.000	1	1	1.000	2	4	6	2.8	1	0	1	1	2	1	13	4.3	
LONGWOOD	12/29/24	10	1	1	1.000	0	0	.000	0	0	.000	0	0	0	2.5	3	0	0	3	2	0	2	4.2	
DUKE	01/04/25	12	0	2	.000	0	0	.000	4	8	.500	1	0	1	2.4	1	0	0	0	1	0	4	4.1	
at North Carolina	01/07/25	6	0	0	.000	0	0	.000	0	0	.000	0	0	0	2.3	0	0	0	3	2	0	0	3.9	
GEORGIA TECH	01/11/25	3	0	0	.000	0	0	.000	0	0	.000	0	0	0	2.1	0	0	0	1	0	0	0	3.6	
at Virginia	01/15/25	0	0	0	.000	0	0	.000	0	0	.000	0	0	0	2.0	0	0	0	0	0	0	0	3.4	
Totals		0	163	19	31	.613	0	1	.000	20	29	.690	16	18	34	2.0	27	2	3	13	19	6	58	3.4

Games played: 17
Minutes/game: 9.6
Points/game: 3.4
FG Pct: 61.3
3FG Pct: 0.0
FT Pct: 69.0

Rebounds/game: 2.0
Assists/game: 0.2
Turnovers/game: 0.8
Assist/turnover ratio: 0.2
Steals/game: 0.4
Blocks/game: 1.1

CAREER STATISTICS

Year	GP	GS	Min	Avg	FG	FGA	Pct	3FG	FGA	Pct	FT	FTA	Pct	Off	Def	Tot	Avg	PF	FO	Ast	TO	Blk	Stl	Pts	Avg
2021-22*	4	0	26	6.5	1	4	.250	0	1	.000	0	0	.000	2	3	5	1.3	5	0	2	1	3	2	2	0.5
2023-24*	35	13	351	10.0	29	61	.475	0	0	.000	22	42	.524	28	44	72	2.1	63	1	13	22	32	10	80	2.3
2024-25	17	0	163	9.6	19	31	.613	0	1	.000	20	29	.690	16	18	34	2.0	27	2	3	13	19	6	58	3.4
All*	56	13	540	9.6	49	96	.510	0	2	.000	42	71	.592	46	65	111	2.0	95	3	18	36	54	18	140	2.5

* Statistics from prior team/school



33
MATT CROSS
F, 6-7, 230, Sr.-TR
Beverly, Mass.
UMass / Louisville /
Miami (FL)
Brewster Academy [NH]

2024-25 (Senior): Added 11 points, 7 rebounds, 4 assists, 3 steals and 2 blocks in win vs Georgia Tech 1/11... Had 13 points, 11 rebounds and 2 steals at North Carolina 1/7... Season-high 20 points (7-9 FG, 3-3 3FG, 3-3 FT) with 8 rebounds, 3 assists, steal in win at Boston College 12/21... in the win Had 16 points, 16 rebounds, 2 assists, a steal and a block in the win over LSU 12/14... Had 12 points and 10 rebounds vs Alabama State 12/3... Added 7 points and a team-high 10 rebounds in the Acrisure Holiday Invitational Championship vs Washington State 11/27... Had 12 points, 9 rebounds and 4 assists vs Mississippi St 11/22... **AWARDS:** ACC Player of the Week (D16).

2023-24 (Senior at UMass): NABC All-District... All-Atlantic 10 First-Team... 15.3 pts, 8.3 rebs, 3.0 asts, 1.5 stls... 54.0% FGs, 32.9% 3FGs, 79.8% FTs... Tallied his fourth and fifth double-doubles of the season in a three-game span against Richmond (16 pt / 13 reb) and VCU (18 pt / 12 reb)... 18 points & 14 rebounds at Dayton 1/7... Tied program record with eight steals vs. Siena 12/30... Career-high 31 points vs CCSU 11/22, 11-13 FGs and 3-3 3FGs... 16 pts, 16 rebs vs Harvard 11/17.

2022-23 (Junior at UMass): Played 25 games with 23 starts... 12.2 points, 6.3 rebounds (led team)... Scored 10+ in 16 games, including eight straight from 1/11-2/11... 14 rebounds vs Murray State 11/18 at Myrtle Beach Invitational... Myrtle Beach Invitational All-Tournament... Earned the HOF Invitational MVP with 12 points, 9 rebounds, 2 steals, 2 blocks in win over Hofstra 12/11... 19 points, 13 rebounds against North Texas 12/17... 15 points, 10 rebounds at VCU 1/17... 14 points, 10 boards at Saint Joseph's 1/21... Then career-high 28 points vs Davidson 1/25 on 10-15 FGs, 7-8 FTs.

2021-22 (Sophomore at Louisville): Started 9 games... Had nine 10+ scoring games on way to averaging 5.8 points and 3.9 rebounds... First career double-double vs North

HIGHS	SEASON	CAREER	CONF. GAME	CONF. TOUR/POST
MINUTES	37, vs Wash. St 11/27/24	39, (UL), N. Carolina 1/2/22	39, (UL), N. Carolina 1/2/22	37 (Ma.), VCU 3/14/24
FG	7, at Boston College 12/21/24	11 (Ma.), C. Conn. St. 11/22/23	10 (Ma.), Davidson 2/4/24	2 (Ma.), VCU 3/14/24
FGA	12, vs LSU 12/14/24	16 (Ma.), vs Murray St 11/18/22	15 (Ma.), at VCU 1/17/23	9 (Ma.), VCU 3/14/24
3FG	3, at Boston College 12/21/24	4 (UM), at Va. Tech 12/29/20	4 (UM), at Va. Tech 12/29/20	1 (Ma.), Richmond 3/7/23
3FGA	7, [4/4] Duke 1/4/25	9 (Ma.), Georgia Tech 12/21/23	8 (UM), at Florida St 1/8/22	5 (Ma.), VCU 3/14/24
FT	5, Longwood 12/29/24	12 (Ma.), Rhode Island 1/14/23	12 (Ma.), Rhode Island 1/14/23	2 (Ma.), VCU 3/14/24
FTA	6, Mississippi St 11/22/24	14 (Ma.), Rhode Island 1/14/23	14 (Ma.), Rhode Island 1/14/23	2 (Ma.), VCU 3/14/24
REBOUNDS	16, vs LSU 12/14/24	16 (Ma.), Harvard 11/17/23	15, (UL), N. Carolina 1/2/22	8 (Ma.), Richmond 3/7/23
ASSISTS	4, Mississippi St 11/22/24	7 (UM), Clemson 1/2/21	7 (UM), Clemson 1/2/21	5 (Ma.), VCU 3/14/24
BLOCKS	2, Georgia Tech 1/11/25	2, 9 times	2, 4 times	1 (Ma.), Richmond 3/7/23
STEALS	3, Georgia Tech 1/11/25	8 (Ma.), Siena 12/30/23	4 (Ma.), at VCU 1/17/2023	1 (Ma.), Richmond 3/7/23
POINTS	20, at Boston College 12/21/24	31 (Ma.), C. Conn. St. 11/22/23	28 (Ma.), Davidson 2/4/24	7 (Ma.), VCU 3/14/24
DOUBLE-DOUBLES				
1 - (UL), North Carolina 2/1/11 (13 pts, 15 rebs)				
3 - (UM), vs North Texas (19 pts, 13 rebs)				
5 - (UM), at Saint Joseph's 1/21/23 (14 pts, 10 rebs)				
7 - (UM), West Virginia 12/16/23 (13 pts, 13 rebs)				
9 - (UM), at Richmond 2/14/24 (16 pts, 13 rebs)				
11 - Prairie View A&M 11/18/24 (17 pts, 12 rebs)				
13 - vs LSU 12/14/24 (16 pts, 16 rebs)				
2 - (UM), vs Murray St 11/18/22 (15 pts, 14 rebs)				
4 - (UM), at VCU 1/17/23 (15 pts, 10 rebs)				
6 - (UM), Harvard 11/17/23 (16 pts, 16 rebs)				
8 - (UM), at Dayton 1/7/24 (18 pts, 14 rebs)				
10 - (UM), VCU 2/20/24 (18 pts, 12 rebs)				
12 - Alabama State 12/3/24 (12 pts, 10 rebs)				
14 - at North Carolina 1/7/25 (13 pts, 11 rebs)				

Carolina with 13 points and 15 rebounds.

2020-21 (Freshman at Miami): 14 games with 9 starts... Averaged nearly seven points while shooting 40% on 3FGs as a freshman... Season-high 16 points against both Louisville and No. 24 Virginia Tech.

Prep: Averaged 18.6 points, 10 rebounds, and three assists per game in final year at Brewster Academy... Ranked among the top-100 players in the 2020 recruiting class... Tabbed the No. 86 recruit in ESPN 100... Ranked No. 93 in 247Sports and No. 99 in Rivals.com.

2024-25 GAME-BY-GAME STATISTICS

Opponent	Date	GS	Min	FG	FGA	Pct	3FG	FGA	Pct	FT	FTA	Pct	Off	Def	Tot	Avg	PF	FO	A	TO	Blk	Stl	Pts	Avg
TARLETON ST.	11/04/24	*	1	0	1	.000	0	0	.000	0	0	.000	0	0	0	0.0	0	0	0	0	0	0	0	0.0
FLORIDA A&M	11/07/24	DNP																						
UNC GREENSBORO	11/11/24		20	3	5	.600	1	2	.500	1	2	.500	2	3	5	2.5	0	0	0	0	0	0	8	4.0
at Butler	11/15/24		22	1	6	.167	0	3	.000	2	2	1.000	1	5	6	3.7	3	0	1	2	0	1	4	4.0
PRAIRIE VIEW	11/18/24		27	6	8	.750	2	4	.500	3	4	.750	3	9	12	5.8	3	0	2	1	0	2	17	7.3
MISSISSIPPI ST.	11/22/24	*	31	3	6	.500	2	5	.400	4	6	.667	2	7	9	6.4	1	0	4	0	1	0	12	8.2
vs California Baptist	11/26/24	*	31	3	4	.750	1	1	1.000	0	0	.000	2	6	8	6.7	1	0	1	0	2	2	7	8.0
vs Washington St.	11/27/24	*	37	3	9	.333	0	2	.000	1	1	1.000	7	3	10	7.1	2	0	2	2	0	2	7	7.9
ALABAMA ST.	12/03/24	*	26	4	7	.571	2	5	.400	2	2	1.000	2	8	10	7.5	1	0	0	2	0	1	12	8.4
VIRGINIA	12/07/24	*	26	2	9	.222	1	6	.167	1	3	.333	2	8	10	7.8	3	0	3	3	0	1	6	8.1
vs LSU	12/14/24	*	35	6	12	.500	1	2	.500	3	6	.500	7	9	16	8.6	2	0	2	3	1	1	16	8.9
at Boston College	12/21/24	*	31	7	9	.778	3	3	1.000	3	3	1.000	4	4	8	8.5	2	0	3	1	0	1	20	9.9
LONGWOOD	12/29/24	*	31	6	10	.600	2	5	.400	5	6	.833	1	3	4	8.2	0	0	4	2	1	1	19	10.7
DUKE	01/04/25	*	34	4	11	.364	2	7	.286	1	3	.333	2	6	8	8.2	0	0	3	1	0	0	11	10.7
at North Carolina	01/07/25	*	33	5	11	.455	1	3	.333	2	2	1.000	3	8	11	8.4	3	0	1	2	0	2	13	10.9
GEORGIA TECH	01/11/25	*	32	4	10	.400	2	6	.333	1	2	.500	2	5	7	8.3	2	0	4	2	2	3	11	10.9
at Virginia	01/15/25	*	24	0	2	.000	0	1	.000	0	1	.000	1	5	6	8.1	4	0	0	3	0	0	0	10.2

Games played: 16
Minutes/game: 27.6
Points/game: 10.2
FG Pct: 47.5
3FG Pct: 36.4
FT Pct: 67.4

Rebounds/game: 8.1
Assists/game: 1.9
Turnovers/game: 1.5
Assist/turnover ratio: 1.3
Steals/game: 1.1
Blocks/game: 0.4

CAREER STATISTICS

Year	GP	GS	Min	Avg	FG	FGA	Pct	3FG	FGA	Pct	FT	FTA	Pct	Off	Def	Tot	Avg	PF	FO	Ast	TO	Blk	Stl	Pts	Avg
2020-21*	14	9	370	26.4	35	78	.449	20	50	.400	7	8	.875	15	34	49	3.5	22	0	20	21	7	11	97	6.9
2021-22*	28	9	537	19.2	56	146	.384	25	88	.284	25	36	.694	35	73	108	3.9	56	0	13	33	14	17	162	5.8
2022-23*	25	23	671	26.8	102	254	.402	26	74	.351	74	93	.796	58	99	157	6.3	48	1	44	54	14	37	304	12.2
2023-24*	28	27	845	30.2	149	276	.540	26	79	.329	103	129	.798	69	162	231	8.3	60	0	85	68	9	41	427	15.3
2024-25	16	13	441	27.6	57	120	.475	20	55	.364	29	43	.674	41	89	130	8.1	27	0	30	24	7	17	163	10.2
All*	111	81	2864	25.8	399	874	.457	117	346	.338	238	309	.770	218	457	675	6.1	213	1	192	200	51	123	1153	10.4

* Statistics from prior team/school



**O
B.J.
EDWARDS
G, 6-3, 185, JR-1L
Knoxville, Tennessee
Tennessee
Knoxville Catholic HS**

2024-25 (Junior): Career-highs of 19 points (8-11 FGs, 2-2 3FGs) and 6 steals with 6 assists and 3 rebounds in win vs Georgia Tech 1/11... Had 16 points (6-8 FG, 1-2 3FG, 3-3 FT) with 2 assists, 2 steals and 2 rebounds in win at Boston College 12/21... 12 points (3-4 FG, 1-1 3FGs, 5-6 FTs), 8 rebounds, 6 assists, 3 steals in win vs LSU 12/14... Career-high 17 points with 4 assists and 3 steals in Acrisure Holiday Invitational semifinal vs Cal Baptist 11/26... Career-high 17 points, career-high tying 5 steals, 7 rebounds vs UNC Greensboro 11/11... Had 13 points (5-7 FGs), 7 rebounds and 3 steals vs FAMU 11/7... Career-high 13 points with 6 rebounds, 4 steals and 3 assists in season-opening win vs Tarleton State 11/4.

2023-24 (Sophomore): Played all 33 games (30 starts)... Averaged 3.7 points, 3.1 rebounds and 2.9 assists with a 2.43 assist-to-turnover ratio...

GAME HIGHLIGHTS: Career-high 10 points with 6 assists and 3 steals in win vs Temple 1/16... 6 points (2-2 FG, 2-2 FT), 3 rebounds, 2 assists, steal at ECU 1/13... 8 points, 9 rebounds, 9 assists and 5 steals vs Western Illinois 11/8.

Summer 2023 (SMU 3-0 in Spain): In three games, he averaged a team-best 6.0 assists with 5.3 points and 6.0 rebounds and a 3.0 assist-to-turnover ratio... nearly had a triple-double in the win in Valencia (10 points, 10 rebounds, 8 assists).

2022-23 (Freshman at Tennessee): Played 14 games...team made the NCAA Sweet 16. **Prep:** Graduated from Knoxville Catholic HS, coached by Michael Hutchens... In 4 years, played in 116 games, scored 2,240 total points and averaged 19.3 points, 7.1 rebounds, 5.0 assists and 2.5 steals while shooting 52% FGs and 33% 3FGs (161 of 494)... Consensus four-star prospect was rated as the nation's No. 71 overall prospect in the Class of 2022 by Rivals.com... Mr. Basketball finalist as a senior in 2021-22, was named to the Tennessee Sports Writers Association Division II-AA All-State Team after winning

2024-25 GAME-BY-GAME STATISTICS

Opponent	Date	GS	Min	FG	FGA	Pct	3FG	FGA	Pct	FT	FTA	Pct	Off	Def	Tot	Avg	PF	FO	A	TO	Blk	Stl	Pts	Avg	
TARLETON ST.	11/04/24	*	29	4	8	.500	2	3	.667	3	5	.600	2	4	6	6.0	0	0	3	2	1	4	13	13.0	
FLORIDA A&M	11/07/24	*	26	5	7	.714	1	2	.500	2	3	.667	3	4	7	6.5	0	0	6	2	0	3	13	13.0	
UNC GREENSBORO	11/11/24	*	33	6	12	.500	2	5	.400	3	4	.750	2	5	7	6.7	1	0	1	2	1	5	17	14.3	
at Butler	11/15/24	*	18	0	4	.000	0	1	.000	1	2	.500	0	4	4	6.0	2	0	2	0	0	1	1	11.0	
PRAIRIE VIEW	11/18/24	*	19	2	7	.286	0	3	.000	0	0	.000	2	2	4	5.6	1	0	4	2	1	1	4	9.6	
MISSISSIPPI ST.	11/22/24	*	29	3	5	.600	2	4	.500	2	2	1.000	0	2	2	5.0	1	0	2	5	0	1	10	9.7	
vs California Baptist	11/26/24	*	33	7	10	.700	1	4	.250	2	2	1.000	0	1	1	4.4	1	0	4	0	0	3	17	10.7	
vs Washington St.	11/27/24	*	25	5	13	.385	1	3	.333	2	2	1.000	2	3	5	4.5	0	0	3	1	0	0	13	11.0	
ALABAMA ST.	12/03/24	*	25	5	8	.625	0	1	.000	1	2	.500	0	2	2	4.2	1	0	5	0	0	2	11	11.0	
VIRGINIA	12/07/24	*	34	0	3	.000	0	1	.000	0	0	.000	0	2	2	4.0	0	0	3	1	0	4	0	9.9	
vs LSU	12/14/24	*	29	3	4	.750	1	1	1.000	5	6	.833	0	8	8	4.4	2	0	6	3	0	3	12	10.1	
at Boston College	12/21/24	*	27	6	8	.750	1	2	.500	3	3	1.000	0	2	2	4.2	1	0	2	1	0	2	16	10.6	
LONGWOOD	12/29/24	*	28	3	5	.600	0	1	.000	0	0	.000	0	1	1	3.9	1	0	5	3	1	2	6	10.2	
DUKE	01/04/25	*	14	1	3	.333	0	0	.000	0	0	.000	2	0	2	3.8	3	0	1	0	0	0	2	9.6	
at North Carolina	01/07/25	*	30	5	13	.385	0	2	.000	5	6	.833	0	2	2	3.7	1	0	1	0	0	2	15	10.0	
GEORGIA TECH	01/11/25	*	29	8	11	.727	2	2	1.000	1	2	.500	1	2	3	3.6	2	0	6	1	0	6	19	10.6	
at Virginia	01/15/25	*	33	3	8	.375	1	3	.333	1	2	.500	2	3	5	3.7	3	0	1	2	0	2	8	10.4	
Totals			17	461	66	129	.512	14	38	.368	31	41	.756	16	47	63	3.7	20	0	55	25	4	41	177	10.4

Games played: 17
Minutes/game: 27.1
Points/game: 10.4
FG Pct: 51.2
3FG Pct: 36.8
FT Pct: 75.6

Rebounds/game: 3.7
Assists/game: 3.2
Turnovers/game: 1.5
Assist/turnover ratio: 2.2
Steals/game: 2.4
Blocks/game: 0.2

CAREER STATISTICS

Year	GP	GS	Min	Avg	FG	FGA	Pct	3FG	FGA	Pct	FT	FTA	Pct	Off	Def	Tot	Avg	PF	FO	Ast	TO	Blk	Stl	Pts	Avg
2022-23*	14	0	60	4.3	6	12	.500	2	5	.400	3	4	.750	2	6	8	0.6	1	0	6	5	1	1	17	1.2
2023-24	33	30	610	18.5	49	114	.430	10	26	.385	14	19	.737	36	67	103	3.1	35	0	97	40	4	32	122	3.7
2024-25	17	17	461	27.1	66	129	.512	14	38	.368	31	41	.756	16	47	63	3.7	20	0	55	25	4	41	177	10.4
TOTAL	50	47	1071	21.4	115	243	.473	24	64	.375	45	60	.750	52	114	166	3.3	55	0	152	65	8	73	299	6.0
All*	64	47	1131	17.7	121	255	.475	26	69	.377	48	64	.750	54	120	174	2.7	56	0	158	70	9	74	316	4.9

* Statistics from prior team/school

HIGHS	SEASON	CAREER	CONF. GAME	CONF. TOUR/POST
MINUTES	34, Virginia 12/7/24	34, Virginia 12/7/24	34, Virginia 12/7/24	22, at Indiana St 3/20/24
FG	8, Georgia Tech 1/11/25	8, Georgia Tech 1/11/25	8, Georgia Tech 1/11/25	1, vs Temple 3/14/24 1, at Indiana St 3/20/24
FGA	13, vs Wash. St 11/27/24 13, at North Carolina 1/7/25	13, vs Wash. St 11/27/24 13, at North Carolina 1/7/25	13, at North Carolina 1/7/25	4, at Indiana St 3/20/24
3FG	2, Tarleton St 11/4/24 2, UNCG 11/11/24 2, Mississippi St 11/22/24 2, Georgia Tech 1/11/25	2, Tarleton St 11/4/24 2, UNCG 11/11/24 2, Mississippi St 11/22/24 2, Georgia Tech 1/11/25	2, Georgia Tech 1/11/25	1, vs Temple 3/14/24
3FGA	5, UNCG 11/11/24	5, UNCG 11/11/24	4, at 15/15 Memphis 1/7/24	1, vs Temple 3/14/24 1, at Indiana St 3/20/24
FT	5, vs LSU 12/14/24 5, at North Carolina 1/7/25	5, vs LSU 12/14/24 5, at North Carolina 1/7/25	5, at North Carolina 1/7/25	2, at Indiana St 3/20/24
FTA	6, vs LSU 12/14/24 6, at North Carolina 1/7/25	6, vs LSU 12/14/24 6, at North Carolina 1/7/25	6, at North Carolina 1/7/25	2, at Indiana St 3/20/24
REBOUNDS	8, vs LSU 12/14/24	9, W. Illinois 11/8/23	5, [nv-] Memphis 2/18/24 5, ECU 3/6/24 5, at Virginia 1/15/25	6, vs Temple 3/14/24 6, at Indiana St 3/20/24
ASSISTS	6, Florida A&M 11/7/24 6, vs LSU 12/14/24 6, Georgia Tech 1/11/25	9, W. Illinois 11/8/23	6, Temple 1/16/24 6, Tulsa 1/20/24 6, Georgia Tech 1/11/25	3, vs Temple 3/14/24
BLOCKS	1, 4 times	1, 9 times	1, North Texas 2/11/24	
STEALS	6, Georgia Tech 1/11/25	6, Georgia Tech 1/11/25	6, Georgia Tech 1/11/25	1, vs Temple 3/14/24
POINTS	19, Georgia Tech 1/11/25	19, Georgia Tech 1/11/25	19, Georgia Tech 1/11/25	4, at Indiana St 3/20/24

Division II-AA State championship game... Averaged 20.3 points, 7.9 rebounds, 5.3 assists and 3.2 steals per game as a senior... In 2022 state semifinals, had 23 points (18 in second half), 13 rebounds and 5 assists to propel Catholic past unbeaten Brentwood Academy... Junior season in 2020-21, led Catholic to a 21-4 record and state semifinal appearance, averaging 19.9 points, 7.0 rebounds, 5.1 assists... 2021 TSSAA Division II-AA Mr. Basketball; 2020-21 MaxPreps Tennessee High School Basketball Player of the Year... Sophomore in 2019-20, won Division II-AA state championship—the school's first ever state title... In the 2020 state championship game, he scored 14 points to lead Catholic past Briarcrest Christian... 2019-20 campaign, he averaged 19.5 points, 7.4 rebounds and 5.8 assists per game and was named a finalist for 2020 Division II-AA Mr. Basketball... Led team in scoring and assists as a freshman and sophomore at Catholic... Played AAU with the BMaze Elite program, founded by former Tennessee point guard Bobby Maze (2008-10).

B.J. EDWARDS - O

SMU Career Steals Avg. - 1.2+ (min. 35 games)

1	2.1	Bryan Hopkins (225/105), 2002-06
	2.1	Carl Wright (205/96), 1982-85
3	1.9	Gerald Lewis (209/112), 1989-93
4	1.7	Carlton McKinney (111/64), 1986-88
	1.7	Jeryl Sasser (197/117), 1997-01
	1.7	Jemeil Rich (136/81), 1994-97
	1.7	Zhuric Phelps (158/95), 2021-24
8	1.6	Stephen Woods (179/112), 1996-00
	1.6	Jimmy Whitt Jr. (103/63), 2017-19
10	1.5	Willie Davis (160/109), 1997-01
	1.5	Paul McCoy (73/50), 2008-10
—	1.5	B.J. Edwards, 2023-25
12	1.4	Roderick Hampton (127/88), 1987-91
	1.4	Todd Alexander (45), 1987-89
	1.4	Nic Moore (136/100), 2013-16
	1.4	Kendric Davis (106/75), 2019-22
16	1.3	Kato Armstrong (126/95), 1985-89
	1.3	Quinton Ross (153/119), 1999-03
18	1.2	Phil Hale (107), 1976-80
	1.2	Jon Killen (144/118), 2004-08
	1.2	Jeremiah Samarrippas (78/66), 2010-12
	1.2	Nick Russell (86/69), 2012-14
	1.2	Markus Kennedy (110/89), 2013-16
	1.2	Isiaha Mike (72/62), 2018-20

SMU Season Steals Average (1.7+) (Since 1976-77)

1	2.9	Gerald Lewis (Sr.), 1992-93 (79/27)
2	2.4	Bryan Hopkins (Sr.), 2005-06 (52/22)
	2.4	Bryan Hopkins (Jr.), 2004-05 (59/25)
—	2.4	B.J. Edwards (Jr.), 2024-25
4	2.3	Carl Wright (So.), 1983-84 (77/33)
	2.3	Carl Wright (Jr.), 1984-85 (76/33)
	2.3	Gerald Lewis (Jr.), 1991-92 (63/28)
	2.3	Zhuric Phelps (So.), 2022-23 (68/30)
8	2.2	Willie Davis (Jr.), 1999-00 (67/30)
9	2.1	Bryan Hopkins (Fr.), 2002-03 (61/29)
10	2.0	Jeryl Sasser (So.), 1998-99 (60/30)
	2.0	Peter Lodwick (Sr.) 1976-77 (53/27)
12	1.9	Roderick Hampton (Jr.), 1989-90 (53/28)
	1.9	Stephen Woods (Jr.), 1998-99 (50/27)
	1.9	Zhuric Phelps (Jr.), 2023-24 (63/33)
15	1.8	Bryan Hopkins (So.), 2003-04 (53/29)
	1.8	Jeryl Sasser (Jr.), 1999-00 (54/30)
	1.8	Jimmy Whitt (So.), 2017-18 (60/33)
18	1.7	Carlton McKinney (Sr.), 1987-88 (61/35)
	1.7	Jemeil Rich (So.), 1994-95 (47/27)
	1.7	Carl Wright (Fr.), 1982-83 (52/30)
	1.7	Carlton McKinney (Jr.), 1986-87 (50/29)
	1.7	Stephen Woods (Sr.), 1999-00 (51/30)
	1.7	Kato Armstrong (Jr.), 1987-88 (58/35)
	1.7	Jemeil Rich (Sr.), 1996-97 (43/26)
	1.7	Jon Killen (Jr.), 2006-07 (54/31)

SMU Season Steals (50+) (Since 1976-77) (GP)

1	79	Gerald Lewis (Sr.), 1992-93 (27)
2	77	Carl Wright (So.), 1983-84 (33)
3	76	Carl Wright (Jr.), 1984-85 (33)
4	68	Zhuric Phelps (So.), 2022-23 (30)
5	67	Willie Davis (Jr.), 1999-00 (30)
6	63	Gerald Lewis (Jr.), 1991-92 (28)
7	63	Zhuric Phelps (Jr.), 2023-24 (33)
8	61	Bryan Hopkins (Fr.), 2002-03 (29)
	61	Carlton McKinney (Sr.), 1987-88 (35)
10	60	Jeryl Sasser (So.), 1998-99 (30)
	60	Jimmy Whitt (So.), 2017-18 (33)
12	59	Bryan Hopkins (Jr.), 2004-05 (25)
13	58	Kato Armstrong (Jr.), 1987-88 (35)
14	57	Markus Kennedy (So.), 2013-14 (37)
15	54	Jeryl Sasser (Jr.), 1999-00 (30)
	54	Jon Killen (Jr.), 2006-07 (31)
	54	Nic Moore (So.), 2013-14 (37)
18	53	Peter Lodwick (Sr.), 1976-77 (27)
	53	Roderick Hampton (Jr.), 1989-90 (28)
	53	Bryan Hopkins (So.), 2003-04 (29)
21	52	Bryan Hopkins (Sr.), 2005-06 (22)
	52	Terry Thomas (Sr.), 1987-88 (34)
	52	Carl Wright (Fr.), 1982-83 (30)
24	51	Stephen Woods (Sr.), 1999-00 (30)
25	50	Stephen Woods (Jr.), 1998-99 (27)
	50	Carlton McKinney (Jr.), 1986-87 (29)
	50	Sterling Brown (Sr.), 2016-17 (35)
—	41	B.J. Edwards (Jr.), 2024-25

SMU Career Assist-To-Turnover Ratio (Min. 3.0 Assists Per Game)

	Ast/TO	Name	Seasons	Assists	Turnovers
1	2.53	Scott Johnson	1983-87	334	132
2	2.38	Jimmy Whitt	2017-19	233	98
---	2.34	B.J. Edwards	2023-25	152	65
3	2.33	Kendric Davis	2019-22	445	191
4	2.32	Billy Allen	1978-80	468	202
5	2.13	Shake Milton	2015-18	337	158
6	2.12	Nic Moore	2013-16	508	240
7	2.11	Butch Moore	1982-86	828	392
8	2.00	Todd Alexander	1987-89	176	88



10
AJ GEORGE
G, 6-6, 190, Jr.-TR
Fresno, California
Long Beach State
Hoover HS

2023-24 (Sophomore at Long Beach State): Played in all 36 games, averaging 10.6 points and 4.1 rebounds in 28.1 minutes per game as LBSU won the Big West Tournament and made the NCAA Tournament... Shot 53.3% on field goals, 34.4% on threes and 72.1% on free throws... Totaled 25 steals and 18 blocked shots... Scored 10+ in 19 games, including 10 of the last 11... **GAME HIGHLIGHTS:** Had 28 points and 7 rebounds at CSU Bakersfield 2/1... Totaled 12 points, 4 blocks and 4 rebounds in win at USC 12/10.

2022-23 (Freshman at Long Beach State): Made a major impact in his first active year with the team, playing in all 33 games and starting 25 on the wing ... Averaged 8.6 points and 3.1 rebounds ... **GAME HIGHLIGHTS:** Made first start against Oakland at Baha Mar Hoops, scoring 12 points in a 78-70 win ... Hit double-figures at USC ... Scored 12 points on the road at CSUN, his first double-figure performance in league play ... Scored 15 points with three steals after rejoining the starting lineup against Cal Poly ... Scored the game-winner in a triple OT thriller at UC San Diego, part of a then career-high 17 points in 49 minutes played ... Matched a season high with seven rebounds to go with seven points and three blocks at Cal State Fullerton ... Scored a then-career-high 20 points against Hawai'i, the first of six straight double-figure games to end the season ... Scored 18 points in the regular-season finale at UC Davis ... Scored 14 points against Cal Poly in the Big West Tournament ... An Academic All-Big West selection.

2021-22 (Redshirt at Long Beach State): Suffered a shoulder injury during the pre-season and missed the season as a medical redshirt.

PREP: A two-sport athlete at Hoover High School, competing in football as well as in basketball ... Averaged 24 points and 8 rebounds per game as a senior ... Earned all-league honors while leading the Patriots to a league championship ... As a junior, helped lead Hoover to the Central Section championship game as well as the Division IV state tournament.

HIGHS	SEASON	CAREER	CONF. GAME	CONF. TOUR/POST
MINUTES	16, Florida A&M 11/7/24	42 (LB), at Bakersfield 2/1/24	42 (LB), at Bakersfield 2/1/24	33 (LB), v Cal Poly 3/7/23 33 (LB), v UC Davis 3/16/24
FG	2, Florida A&M 11/7/24 2, Prairie View A&M 11/18/24	9 (LB), Hawaii 2/18/23 9 (LB), at Bakersfield 2/1/24	9 (LB), Hawaii 2/18/23 9 (LB), at Bakersfield 2/1/24	5 (LB), v Arizona 3/21/24
FGA	3, Florida A&M 11/7/24 3, Alabama St 12/3/24	14 (LB), at UC Davis 3/4/23 14 (LB), at Bakersfield 2/1/24 14 (LB), at Hawaii 2/24/24	14 (LB), at UC Davis 3/4/23 14 (LB), at Bakersfield 2/1/24 14 (LB), at Hawaii 2/24/24	13 (LB), v UC Irvine 3/15/24
3FG	1, Prairie View A&M 11/18/24 1, Alabama St 12/3/24	2 (LB), Cal Poly 1/12/23 2 (LB), at UC Davis 3/4/23 2 (LB), v UC Riverside 3/14/24	2 (LB), Cal Poly 1/12/23 2 (LB), at UC Davis 3/4/23	
3FGA	2, Alabama St 12/3/24	5 (LB), v UC Irvine 3/15/24	3, 4 times	5 (LB), v UC Irvine 3/15/24
FT	1, Alabama St 12/3/24 1, at Boston College 12/21/24	10 (LB), at Bakersfield 2/1/24	10 (LB), at Bakersfield 2/1/24	5 (LB), v Cal Poly 3/7/23
FTA	2, Alabama St 12/3/24 2, at Boston College 12/21/24	10 (LB), at Bakersfield 2/1/24	10 (LB), at Bakersfield 2/1/24	7 (LB), v Arizona 3/21/24
REBOUNDS	4, Prairie View A&M 11/18/24	9 (LB), at Cal Poly 1/4/24 9 (LB), UC Riverside 1/6/24	9 (LB), at Cal Poly 1/4/24 9 (LB), UC Riverside 1/6/24	7 (LB), v UC Irvine 3/15/24
ASSISTS	2, Prairie View A&M 11/18/24	5 (LB), Hawaii 1/18/24	5 (LB), Hawaii 1/18/24	3 (LB), v Arizona 3/21/24
BLOCKS	1, Prairie View A&M 11/18/24	4 (LB), at USC 12/10/23	3 (LB), at CS Fullerton 2/2/23	2 (LB), v UC Irvine 3/15/24
STEALS		4(LB),at Sacramento St 12/10/22	3 (LB), Cal Poly 1/12/23	
POINTS	5, Prairie View A&M 11/18/24	28 (LB), at Bakersfield 2/1/24	28 (LB), at Bakersfield 2/1/24	14 (LB), v Cal Poly 3/7/23

2024-25 GAME-BY-GAME STATISTICS

Opponent	Date	GS	Min	FG	FGA	Pct	3FG	FGA	Pct	FT	FTA	Pct	Off	Def	Tot	Avg	PF	FO	A	TO	Blk	Stl	Pts	Avg
TARLETON ST.	11/04/24		15	1	2	.500	0	0	.000	0	0	.000	0	3	3	3.0	1	0	0	0	0	0	2	2.0
FLORIDA A&M	11/07/24		16	2	3	.667	0	0	.000	0	0	.000	0	1	1	2.0	1	0	0	2	0	0	4	3.0
UNC GREENSBORO	11/11/24		DNP																					
at Butler	11/15/24		DNP																					
PRAIRIE VIEW	11/18/24		9	2	2	1.000	1	1	1.000	0	1	.000	0	4	4	2.7	1	0	2	0	1	0	5	3.7
MISSISSIPPI ST.	11/22/24		DNP																					
vs California Baptist	11/26/24		1	0	0	.000	0	0	.000	0	0	.000	0	0	0	2.0	0	0	0	0	0	0	0	2.8
vs Washington St.	11/27/24		DNP																					
ALABAMA ST.	12/03/24		8	1	3	.333	1	2	.500	1	2	.500	0	1	1	1.8	0	0	0	0	0	0	4	3.0
VIRGINIA	12/07/24		DNP																					
vs LSU	12/14/24		DNP																					
at Boston College	12/21/24		3	0	0	.000	0	0	.000	1	2	.500	0	0	0	1.5	1	0	0	0	0	0	1	2.7
LONGWOOD	12/29/24		2	0	1	.000	0	0	.000	0	0	.000	0	0	0	1.3	0	0	0	0	0	0	0	2.3
DUKE	01/04/25		2	0	0	.000	0	0	.000	0	0	.000	0	0	0	1.1	0	0	0	0	0	0	0	2.0
at North Carolina	01/07/25		DNP																					
GEORGIA TECH	01/11/25		2	0	0	.000	0	0	.000	0	0	.000	0	2	2	1.2	0	0	0	0	0	0	0	1.8
at Virginia	01/15/25		DNP																					
Totals		0	58	6	11	.545	2	3	.667	2	5	.400	0	11	11	1.2	3	0	2	2	1	0	16	1.8


Games played: 9
Minutes/game: 6.4
Points/game: 1.8
FG Pct: 54.5
3FG Pct: 66.7
FT Pct: 40.0

Rebounds/game: 1.2
Assists/game: 0.2
Turnovers/game: 0.2
Assist/turnover ratio: 1.0
Blocks/game: 0.1

CAREER STATISTICS

Year	GP	GS	Min	Avg	FG	FGA	Pct	3FG	FGA	Pct	FT	FTA	Pct	Off	Def	Tot	Avg	PF	FO	Ast	TO	Blk	Stl	Pts	Avg
2022-23*	33	25	862	26.1	109	194	.562	12	29	.414	53	78	.679	35	66	101	3.1	45	2	36	31	15	24	283	8.6
2023-24*	36	17	1010	28.1	145	272	.533	11	32	.344	80	111	.721	44	105	149	4.1	48	1	53	54	18	25	381	10.6
2024-25	9	0	58	6.4	6	11	.545	2	3	.667	2	5	.400	0	11	11	1.2	3	0	2	2	1	0	16	1.8
All*	78	42	1930	24.7	260	477	.545	25	64	.391	135	194	.696	79	182	261	3.3	96	3	91	87	34	49	680	8.7

* Statistics from prior team/school



5
TIBET GÖRENER
F, 6-9, 205, Sr.-TR
Istanbul, Türkiye
San Jose St / Arizona
Orange Lutheran HS
[Calif.]

2023-24 (Senior at San Jose State): Started all 32 games... Averaged 11.4 points and 3.9 rebounds...Hit 33.9% on threes...totaled 25 assists, 15 steals and 11 blocks. ... **GAME HIGHLIGHTS:** Scored 26 points to lead the Spartans in a win over Bethesda (11/9)... Scored 14 or more points in all three games at the U.S. Virgin Islands Paradise Jam... Recorded 17 points and nine rebounds against Cal Poly (11/29)... Registered 16 points on 5-9 shooting performance at Wyoming (1/2)... Knocked down four 3-pointers and collected 16 points versus San Diego State (1/9)... Recorded a career-high 32 points at Fresno State (1/16)... Became the Spartans' all-time leader in career 3-pointers with 162 when the Spartans played Fresno State at home (2/6)

2022-23 (Junior at San Jose State): Key reserve off the bench who played in 34 games... Averaged 6.3 points, 2.1 rebounds and 0.6 assists per game... Third on the team in 3-point field goals made with 54... Eight games in double-figure points.

2021-22 (Sophomore at San Jose State): Started in 23-of-30 games, averaging 27 minutes... Shot 32% from three.

2020-21 (Freshman at Arizona): Finished the year with nine points in eight appearances off the bench.

International: Played for the Turkish National Team in both the 2018 FIBA U16A European Championships and 2021 FIBA U19 World Cup... At the European Championships in 2018, he helped Turkey to a third-place finish after averaging a team-high 14.4 points per game... Shot nearly 40 percent from beyond the arc during the tournament... At the 2021 U19 World Cup, he once again was one of Turkey's top players, leading the team with 26.3 minutes per contest and finishing second with 10.3 points in seven games.

2024-25 GAME-BY-GAME STATISTICS

Opponent	Date	GS	Min	FG	FGA	Pct	3FG	FGA	Pct	FT	FTA	Pct	Off	Def	Tot	Avg	PF	FO	A	TO	Blk	Stl	Pts	Avg	
TARLETON ST.	11/04/24		17	0	4	.000	0	3	.000	0	0	.000	1	1	2	2.0	4	0	1	0	0	1	0	0.0	
FLORIDA A&M	11/07/24		18	3	6	.500	2	4	.500	0	0	.000	1	2	3	2.5	1	0	0	0	0	0	8	4.0	
UNC GREENSBORO	11/11/24		11	0	0	.000	0	0	.000	2	2	1.000	0	1	1	2.0	0	0	0	0	0	0	2	3.3	
at Butler	11/15/24		3	0	1	.000	0	1	.000	0	0	.000	0	0	0	1.5	0	0	0	1	0	0	0	2.5	
PRAIRIE VIEW	11/18/24		20	3	7	.429	1	4	.250	0	0	.000	1	0	1	1.4	2	0	1	0	0	1	7	3.4	
MISSISSIPPI ST.	11/22/24		0	0	0	.000	0	0	.000	0	0	.000	0	0	0	1.2	0	0	0	0	0	0	0	2.8	
vs California Baptist	11/26/24		5	0	0	.000	0	0	.000	0	0	.000	1	1	2	1.3	0	0	0	2	0	0	0	2.4	
vs Washington St.	11/27/24		DNP																						
ALABAMA ST.	12/03/24		14	1	3	.333	1	3	.333	0	0	.000	0	2	2	1.4	2	0	0	0	0	1	3	2.5	
VIRGINIA	12/07/24		DNP																						
vs LSU	12/14/24		DNP																						
at Boston College	12/21/24		3	0	1	.000	0	0	.000	0	0	.000	0	1	1	1.3	1	0	0	0	0	1	0	2.2	
LONGWOOD	12/29/24		2	0	0	.000	0	0	.000	0	0	.000	0	0	0	1.2	0	0	0	0	0	0	0	2.0	
DUKE	01/04/25		6	1	1	1.000	0	0	.000	0	0	.000	0	0	0	1.1	0	0	0	1	0	0	2	2.0	
at North Carolina	01/07/25		1	0	1	.000	0	1	.000	0	0	.000	1	0	1	1.1	0	0	0	0	0	0	0	1.8	
GEORGIA TECH	01/11/25		11	1	1	1.000	0	0	.000	0	0	.000	0	1	1	1.1	2	0	0	0	0	0	2	1.8	
at Virginia	01/15/25		0	0	0	.000	0	0	.000	0	0	.000	0	1	1	1.1	0	0	1	0	0	0	0	1.7	
Totals			0	111	9	25	.360	4	16	.250	2	2	1.000	5	10	15	1.1	12	0	3	4	0	4	24	1.7

Games played: 14
Minutes/game: 7.9
Points/game: 1.7
FG Pct: 36.0
3FG Pct: 25.0
FT Pct: 100.0

Rebounds/game: 1.1
Assists/game: 0.2
Turnovers/game: 0.3
Assist/turnover ratio: 0.8
Steals/game: 0.3

HIGHS	SEASON	CAREER	CONF. GAME	CONF. TOUR/POST
MINUTES	20, Prairie View A&M 11/18/24	41 (SJ), at N.D. St 12/4/23	40 (SJ), New Mexico 2/20/22	36 (SJ), v Colo. St. 3/13/24
FG	3, Florida A&M 11/7/24 3, Prairie View A&M 11/18/24	12 (SJ), at Fresno St. 1/16/24	12 (SJ), at Fresno St. 1/16/24	5 (SJ), San Diego St 3/10/23
FGA	7, Prairie View A&M 11/18/24	17 (SJ), at Fresno St. 1/16/24	17 (SJ), at Fresno St. 1/16/24	10 (SJ), San Diego St 3/10/23
3FG	2, Florida A&M 11/7/24	7 (SJ), at Fresno St. 1/16/24	7 (SJ), at Fresno St. 1/16/24	3 (SJ), San Diego St 3/10/23 3 (SJ), at Radford 3/20/23
3FGA	4, Florida A&M 11/7/24 4, Prairie View A&M 11/18/24	12 (SJ), at Nevada 2/21/23	12 (SJ), at Nevada 2/21/23	8 (SJ), San Diego St 3/10/23
FT	2, UNCG 11/11/24	6 (SJ), UC Irvine 11/7/23	4 (SJ), at San Diego St 2/25/22 4 (SJ), at UNLV 3/2/24	2 (SJ), San Diego St 3/10/23
FTA	2, UNCG 11/11/24	6 (SJ), UC Irvine 11/7/23 6 (SJ), at Cal Poly 11/29/23	5 (SJ), at San Diego St 2/25/22 5 (SJ), vs San Diego St 1/9/24 5 (SJ), at UNLV 3/2/24	8 (SJ), San Diego St 3/10/23
REBOUNDS	3, Florida A&M 11/7/24	9 (SJ), Bethesda (CA) 1/8/22 9 (SJ), at Wyoming 1/19/22 9 (SJ), Bethesda (CA) 11/9/23 9 (SJ), at Cal Poly 11/29/23	9 (SJ), at Wyoming 1/19/22	3 (SJ), v Fresno St 3/9/22 3 (SJ), at So. Ind. 3/18/23 3 (SJ), at Radford 3/20/23 3 (SJ), v Colo. St. 3/13/24
ASSISTS	1, Tarleton St 11/4/24 1, Prairie View A&M 11/18/24	3 (SJ), No. Colo. 11/23/21 3 (SJ), at Portland 12/17/21 3 (SJ), Ga. Southern 11/8/22 3 (SJ), Fresno St. 2/6/24	3 (SJ), Fresno St. 2/6/24	1 (SJ), v Colo. St. 3/13/24
BLOCKS		2 (SJ), at Portland 12/17/21 2 (SJ), at Colo. St. 12/31/22 2 (SJ), at N.D. St. 12/4/23 2 (SJ), Utah St. 3/6/24	2 (SJ), at Colo. St. 12/31/22 2 (SJ), Utah St. 3/6/24	1 (SJ), at So. Ind. 3/18/23
STEALS	1, Tarleton St 11/4/24 1, Prairie View A&M 11/18/24 1, Alabama St 12/3/24 1, at Boston College 12/21/24	2 (SJ), at Fresno St. 1/11/22 2 (SJ), Colo. St. 1/15/22 2 (SJ), Oakland 11/26/22 2 (SJ), Colo. St. 2/28/23 2 (SJ), ACU 11/17/23	2 (SJ), at Fresno St. 1/11/22 2 (SJ), Colo. St. 1/15/22 2 (SJ), Colo. St. 2/28/23	1 (SJ), at So. Ind. 3/18/23
POINTS	8, Florida A&M 11/7/24	32 (SJ), at Fresno St. 1/16/24	32 (SJ), at Fresno St. 1/16/24	15 (SJ), San Diego St 3/10/23

Prep: Was a four-star prospect and rated as the No. 142 player overall by 247 Sports as a senior at Orange Lutheran High... First came to the United States from Turkey prior to his junior season and played one year at Monteverde Academy in Florida before moving to California.
Personal: Says his hidden talent is cooking... Favorite NBA player growing up was Kobe Bryant.

CAREER STATISTICS

Year	GP	GS	Min	Avg	FG	FGA	Pct	3FG	FGA	Pct	FT	FTA	Pct	Off	Def	Tot	Avg	PF	FO	Ast	TO	Blk	Stl	Pts	Avg
2020-21*	8	0	30	3.8	3	9	.333	3	9	.333	0	0	.000	0	6	6	0.8	4	0	1	3	0	0	9	1.1
2021-22*	30	23	810	27.0	78	221	.353	54	171	.316	18	29	.621	10	86	96	3.2	48	0	26	26	4	14	228	7.6
2022-23*	34	0	692	20.4	74	210	.352	54	163	.331	12	20	.600	16	56	72	2.1	41	0	20	20	7	11	214	6.3
2023-24*	32	32	1070	33.4	128	324	.395	63	186	.339	46	63	.730	36	90	126	3.9	56	0	25	36	11	15	365	11.4
2024-25	14	0	111	7.9	9	25	.360	4	16	.250	2	2	1.000	5	10	15	1.1	12	0	3	4	0	4	24	1.7
All*	118	55	2713	23.0	292	789	.370	178	545	.327	78	114	.684	67	248	315	2.7	161	0	75	89	22	44	840	7.1

* Statistics from prior team/school



3
CHUCK
HARRIS
G, 6-4, 190, SR-1L
Ashburn, Virginia
Butler
Gonzaga College HS (D.C.)

2024-25 (Senior): Added 18 points, 4 rebounds and 2 steals at North Carolina 1/7... Had 14 points (4-5 on 3FGs) in the win at Boston College 12/21... Added 14 points, 5 rebounds and 2 blocks in Acrisure Holiday Invitational Championship vs Washington State 11/27... Team-high 21 points (4-5 3FG) with 3 steals, 3 rebounds and 2 assists at Butler 11/15.

2023-24 (Senior): Played/started 32 of 33 games... 13.4 pts, 3.4 asts (9th AAC), 3.2 rebs, 40.7% 3FGs (5th AAC), 81.8% FTs... 1.77 ast/to ratio (8th AAC)... **GAME HIGHLIGHTS:** 19 pts (7-13 FG, 3-4 3FG), 4 rebs, 4 asts, 2 stls in NIT at Indiana St 3/20... Had 25 points (5-6 3FGs), 6 asts, 4 rebs at Tulane 2/15... Had 18 pts, 10 asts, 6 rebs, first dbl-dbl vs Tulsa 1/20... Had 18 pts, 3 asts, 2 sts vs Temple 1/16... Had 24 pts (9-15 FG, 5-10 3FG), 6 rebs, 4 asts at Florida St 12/16... 17 pts, 6 rebs, 2 asts at Arizona St 12/6... Had 21 pts (8-17 FG, 5-7 3FG), 2 asts vs [13/15] Texas A&M 11/14... **HONORS:** AAC Weekly Honor Roll (D18). **Summer 2023 (SMU 3-0 in Spain):** In 3 games, 11.0 pts, 2.0 asts, 5-6 FTs... Had 15 pts, 6 rebs, 5 asts, 2 stls in the win at Barcelona.

Transferred from Butler in Summer of 2023 with 2 seasons to play.

2022-23 (Junior at Butler): Played 29 of 32 games (injury), 24 starts... 10.4 pts, 3.1 rebs, 2.4 asts, 1.0 stls, 34.0% 3FGs... 85.3% FTs (7th Big East)... Three 20-point games... 8 games w/ 5+ rebounds, 4 w/ 3+ steals... **AWARDS:** BIG EAST Weekly Honor Roll 12/5.

2021-22 (SO. at Butler): 31 games, 21 starts... Team-high 11.4 pts with 2.7 rebs, 1.6 asts... 74.0% FTs... Scored 10+ in 16 games, 20+ in 4 games... Led team in scoring 11 times... Had 5+ rebs 6 times... Made 3+ threes 8 times.

2020-21 (FR. at Butler): 24 games, 14 starts... Led BU in scoring (12.9, 15th Big East)... 3.0 rebs, 2.3 asts, 1.0 stl... 40.3% 3FGs (7th Big East), 83.6% FTs (10th Big East)... 20+pts in 6 games... **AWARDS:** Unanimous BIG EAST All-Freshman Team... BIG EAST

HIGHS	SEASON	CAREER	CONF. GAME	CONF. TOUR/POST
MINUTES	32, at North Carolina 1/7/25	40 (BU), Providence 2/20/22 40 (BU), vs NC State 11/25/22	40 (BU), Providence 2/20/22 39 (BU), v Providence 3/10/22	39 (BU), v Xavier 3/10/21 39 (BU), v Providence 3/10/22
FG	8, at Butler 11/15/24	12 (BU), vs Xavier 3/9/22	10 (BU), at Creighton 3/6/21	12 (BU), vs Xavier 3/9/22
FGA	15, at Butler 11/15/24	21 (BU), at Oklahoma 12/7/21	18 (BU), at Creighton 3/6/21 18, at [v/rv] FAU 2/22/24	20 (BU), vs Xavier 3/9/22
3FG	4, Florida A&M 11/7/24 4, at Butler 11/15/24 4, at Boston College 12/21/24 4, Georgia Tech 1/11/25	6 (BU), Tenn. Tech 12/3/22	5 (BU), Marquette 2/17/21 5, at Tulane 2/15/24	3 (BU), vs Xavier 3/10/21 3, at Indiana St 3/20/24
3FGA	9, at Virginia 1/15/25	10 (BU), DePaul 12/29/21 10 (BU), vs Xavier 3/9/22 10, at Florida St 12/16/23	10 (BU), DePaul 12/29/21	10 (BU), vs Xavier 3/9/22
FT	4, 4 times	10 (BU), IUPUI 11/9/21	8 (BU), DePaul 2/6/21	5 (BU), v Providence 3/10/22
FTA	5, Prairie View A&M 11/18/24	13 (BU), IUPUI 11/9/21	9 (BU), DePaul 2/6/21	7 (BU), v Providence 3/10/22
REBOUNDS	5, Florida A&M 11/7/24 5, vs Wash. St 11/27/24	7 (BU), The Citadel 11/19/22	6 (BU), at Xavier 2/21/21 6 (BU), Seton Hall 2/24/21 6 (BU), at Creighton 3/6/21 6, Tulsa 1/20/24	4 (BU), vs Xavier 3/10/21 4, at Indiana St 3/20/24
ASSISTS	5, Tarleton St 11/4/24 5, Prairie View A&M 11/18/24	10, Tulsa 1/20/24	10, Tulsa 1/20/24	4, at Indiana St 3/20/24
BLOCKS	2, vs Wash. St 11/27/24	2, ULM 11/26/23 2, vs Wash. St 11/27/24	1, 9 times	
STEALS	3, at Butler 11/15/24	5 (BU), at UConn 1/22/23	5 (BU), at UConn 1/22/23	2 (BU), v Creighton 3/11/21 2, at Indiana St 3/20/24
POINTS	21, at Butler 11/15/24 21, Georgia Tech 1/11/25	32 (BU), Tenn. Tech 12/3/22	29 (BU), at Creighton 3/6/21	29 (BU), vs Xavier 3/9/22
DOUBLE-DOUBLES				
1 - Tulsa 1/20/24 (18 pts, 10 asts)				

Freshman of the Week (12/28, 3/1)... BIG EAST weekly honor roll (2/8).

Prep: Led Gonzaga College HS to 2 Washington Catholic Conf. titles, 2 D.C. Athletic Association titles... Senior, First-team All-State (D.C. Athletic Association)... Averaged 12 pts, 4 rebs, 4 asts, leading team to second DSCAA city crown... Team captain... All-Washington Catholic Conf. 2nd-team... Washington Post All-Met Team honorable mention... Junior, averaged 11 pts, 5 asts, 4 rebs, team won 2019 WCAC title... Played AAU for Team Takeover... Ranked in Top 150 in Class of 2020 by Rivals (135th/4-star) and 247sports (138th/4-star)... 247sports had him in the Top 25 point guards.

Personal: Son of Charles Sr. and Euvelta... has three siblings, Nina, Alvin, and Keisha.

2024-25 GAME-BY-GAME STATISTICS

Opponent	Date	GS	Min	FG	FGA	Pct	3FG	FGA	Pct	FT	FTA	Pct	Off	Def	Tot	Avg	PF	FO	A	TO	Blk	Stl	Pts	Avg	
TARLETON ST.	11/04/24		24	5	8	.625	2	5	.400	4	4	1.000	0	3	3	3.0	0	0	5	2	0	0	16	16.0	
FLORIDA A&M	11/07/24		25	5	10	.500	4	6	.667	1	1	1.000	1	4	5	4.0	3	0	2	1	0	0	15	15.5	
UNC GREENSBORO	11/11/24		16	4	13	.308	0	7	.000	1	2	.500	0	2	2	3.3	2	0	3	1	0	1	9	13.3	
at Butler	11/15/24		30	8	15	.533	4	5	.800	1	1	1.000	1	2	3	3.3	4	0	2	3	0	3	21	15.3	
PRAIRIE VIEW	11/18/24		23	5	11	.455	3	5	.600	4	5	.800	2	1	3	3.2	1	0	5	2	0	0	17	15.6	
MISSISSIPPI ST.	11/22/24		18	2	6	.333	0	1	.000	1	3	.333	0	1	1	2.8	5	1	1	2	0	0	5	13.8	
vs California Baptist	11/26/24		15	2	4	.500	0	1	.000	0	0	.000	0	1	1	2.6	2	0	0	1	0	1	4	12.4	
vs Washington St.	11/27/24		25	4	8	.500	2	3	.667	4	4	1.000	1	4	5	2.9	2	0	0	1	2	1	14	12.6	
ALABAMA ST.	12/03/24		21	4	8	.500	2	4	.500	2	2	1.000	1	3	4	3.0	3	0	3	2	0	1	12	12.6	
VIRGINIA	12/07/24		20	2	7	.286	1	5	.200	4	4	1.000	0	1	1	2.8	2	0	2	0	0	0	9	12.2	
vs LSU	12/14/24		22	4	8	.500	3	4	.750	0	0	.000	0	1	1	2.6	2	0	1	2	0	0	11	12.1	
at Boston College	12/21/24		22	4	7	.571	4	5	.800	2	2	1.000	0	1	1	2.5	4	0	0	2	0	0	14	12.3	
LONGWOOD	12/29/24		22	4	8	.500	2	4	.500	2	3	.667	0	0	0	2.3	1	0	1	2	0	0	12	12.2	
DUKE	01/04/25		21	0	5	.000	0	3	.000	0	0	.000	0	4	4	2.4	2	0	1	0	0	0	0	11.4	
at North Carolina	01/07/25		32	6	13	.462	3	8	.375	3	4	.750	2	2	4	2.5	1	0	1	2	0	2	18	11.8	
GEORGIA TECH	01/11/25	*	29	7	11	.636	4	6	.667	3	4	.750	2	1	3	2.6	3	0	2	1	0	0	21	12.4	
at Virginia	01/15/25	*	29	5	14	.357	2	9	.222	0	0	.000	1	2	3	2.6	4	0	1	1	0	1	12	12.4	
Totals			2	394	71	156	.455	36	81	.444	32	39	.821	11	33	44	2.6	41	1	30	25	2	10	210	12.4

Games played: 17
Minutes/game: 23.2
Points/game: 12.4
FG Pct: 45.5
3FG Pct: 44.4
FT Pct: 82.1

Rebounds/game: 2.6
Assists/game: 1.8
Turnovers/game: 1.5
Assist/turnover ratio: 1.2
Steals/game: 0.6
Blocks/game: 0.1

CAREER STATISTICS

Year	GP	GS	Min	Avg	FG	FGA	Pct	3FG	FGA	Pct	FT	FTA	Pct	Off	Def	Tot	Avg	PF	FO	Ast	TO	Blk	Stl	Pts	Avg
2020-21*	24	14	716	29.8	103	257	.401	48	119	.403	56	67	.836	14	57	71	3.0	57	1	54	46	2	24	310	12.9
2021-22*	31	21	893	28.8	126	333	.378	48	161	.298	54	73	.740	6	79	85	2.7	68	1	50	55	4	15	354	11.4
2022-23*	29	24	845	29.1	104	258	.403	35	103	.340	58	68	.853	15	74	89	3.1	53	0	69	40	4	30	301	10.4
2023-24	32	32	957	29.9	153	354	.432	68	167	.407	54	66	.818	27	76	103	3.2	67	2	110	62	6	31	428	13.4
2024-25	17	2	394	23.2	71	156	.455	36	81	.444	32	39	.821	11	33	44	2.6	41	1	30	25	2	10	210	12.4
TOTAL	49	34	1351	27.6	224	510	.439	104	248	.419	86	105	.819	38	109	147	3.0	108	3	140	87	8	41	638	13.0
All*	133	93	3805	28.6	557	1358	.410	235	631	.372	254	313	.812	73	319	392	2.9	286	5	313	228	18	110	1603	12.1

* Statistics from prior team/school

CHUCK HARRIS - 3

SMU Career 3FG Made (Games Played)

1	273	Stephen Woods (112), 1996-00
2	267	Robert Nyakundi (123), 2008-12
3	256	Bryan Hopkins (105), 2002-06
4	225	Nic Moore (100), 2013-16
5	220	Troy Matthews (110), 1993-97
6	190	Shake Milton (87), 2015-18
7	170	Quinton Ross (119), 1999-03
8	163	Jahmal McMurray (54), 2017-19
9	161	Chad Allen (108), 1990-94
10	133	Jeryl Sasser (117), 1997-01
11	131	Mike Walker (120), 2007-11
12	130	Kendric Davis (75), 2019-22
13	128	Sterling Brown (136), 2013-17
14	121	Jemeil Rich (81), 1994-97
	121	Emmanuel Bandoumel (50), 2019-22
16	120	Ethan Chargois (108), 2017-21
17	119	Jon Killen (118), 2004-08
18	113	Isiaha Mike (62), 2018-20
	113	Zach Nutall (65), 2021-23
20	107	Damon Hancock (112), 1998-02
21	105	Ben Emelogu (102), 2014-18
22	104	Chuck Harris, 2023-25
23	103	Derrick Roberts (106), 2004-08

SMU Single-Game Assists - AAC Games (10+)

1	14	Kendric Davis, Cincinnati, 1-7-2021 (L, 76-69)
2	13	Kendric Davis, Tulane, 2-1-2020 (W, 82-67)
3	12	Nic Moore, at East Carolina, 1-13-2016 (W, 79-55)
4	10	Nic Moore, [22/22] Memphis, 2-1-2014 (W, 87-72)
	10	Nic Moore, UCF, 1-31-2015 (W, 75-56)
	10	Shake Milton, Tulsa, 3-2-2017 (W, 93-70)
	10	Kendric Davis, at Temple, 2-8-2020 (L, 97-90 ot)
	10	Kendric Davis, at Tulsa, 2-3-2021 (W, 65-63)
	10	Zhuric Phelps, ECU, 2-4-2023 (W, 86-70)
	10	Chuck Harris, Tulsa, 1-20-2024 (W, 103-70)

SMU Season 3FG Pct (42.0%+) (Since 1986-87) - Minimum 20 Made

1	53.6	Sterling Brown (Jr.), 2015-16 (30-56)
2	53.2	Eric Longino (Sr.), 1988-89 (50-94)
3	49.7	Robert Nyakundi (Jr.), 2010-11 (97-195)
4	47.6	Troy Dornier (Sr.), 1993-94 (39-82)
5	47.5	Scott Johnson (Sr.), 1986-87 (44-99)
6	47.0	Ben Emelogu (Sr.), 2017-18 (63-134)
7	45.7	Lavardicus Atkins (Fr.), 2000-01 (21-46)
8	45.3	Todd Alexander (Jr.), 1987-88 (82-181)
	45.3	Ike Ofoegbu (Sr.), 2006-07 (29-64)
10	44.9	Sterling Brown (Sr.), 2016-17 (61-136)
11	44.7	Charles Smith IV (So.), 2020-21 (21-47)
12	44.4	Sterling Brown (So.), 2014-15 (20-45)
	44.4	Jarrey Foster (So.), 2016-17 (32-72)
	44.4	Chuck Harris (Sr.), 2024-25 (38-81)
15	43.6	Nic Moore (So.), 2013-14 (72-165)
16	43.5	Stefan Todorovic (Fr.), 2021-22 (22-52)
17	43.4	Shake Milton (Jr.), 2017-18 (56-129)
18	42.6	Shake Milton (Fr.), 2015-16 (52-122)
19	42.4	Semi Ojeleye (Jr.), 2016-17 (73-172)
20	42.3	Shake Milton (So.), 2016-17 (82-194)
—	41.4	Kario Oquendo (Sr.), 2024-25 (24-58)

SMU Career 3FG Pct. - 36.0%+ (min. 50 made)

1	47.3	Eric Longino (62-131), 1987-89
2	45.1	Sterling Brown (128-284), 2013-16
3	43.4	Robert Nyakundi (267-615), 2008-12
4	42.7	Shake Milton (190-445), 2015-18
5	42.4	Semi Ojeleye (73-172), 2016-17
6	42.2	Todd Alexander (92-218), 1987-89
7	42.1	Nic Moore (225-534), 2013-16
8	41.9	Chuck Harris (104-248), 2023-25
9	41.1	Troy Dornier (51-124), 1991-94
10	40.0	Carlton McKinney (64-160), 1986-88
	40.0	Jahmal McMurray (163-408), 2017-18
12	39.2	Rodney Clinkscales (87-222), 2009-12
13	38.9	Jon Killen (119-306), 2004-08
14	38.2	Tyson Jolly (52-136), 2019-20
15	37.8	Chad Allen (161-426), 1990-94
16	37.6	Kato Armstrong (50-133), 1985-89
17	37.4	Jarrey Foster (65-174), 2015-18
18	37.3	Jay Poerner (57-153), 1994-98
	37.3	Isiaha Mike (113-303), 2018-20
19	37.1	** Keith Frazier (79-213), 2013-16 (41-103 in '13-14)
	37.1	Ben Emelogu (105-283), 2014-18
21	36.8	Isiaha Mike (50-136), 2018-19
22	36.3	Stephen Woods (273-752), 1996-00
23	36.2	London Giles (63-174), 2010-13
24	36.0	Bryan Hopkins (256-712), 2002-06

SMU Career FT Pct. - 79.0%+ (min. 80 made)

1	88.4	Eric Longino (99-112), 1987-89
2	85.7	Kendric Davis (335-391), 2019-22
3	84.2	Robert Nyakundi (182-216), 2008-12
4	83.9	Charles Beasley (270-322), 1964-67
5	83.8	Nic Moore (301-359), 2013-16
6	82.9	Todd Alexander (121-146), 1987-89
	82.9	Jahmal McMurray (97-117), 2017-19
8	82.4	Larry Delzell (229-278), 1969-72
9	82.1	Larry Showalter (202-246), 1954-57
10	81.9	Chad Allen (131-160), 1990-94
	81.9	Chuck Harris (86-105), 2023-25
12	81.8	Gene Phillips (540-660), 1968-71
13	81.6	James Thompson (284-348), 1960-63
14	81.1	Art Barnes (154-190), 1953-55
15	80.2	Hank Wendorf (101-126), 1962-65
16	80.1	Billy Allen (197-246), 1978-80
17	80.0	Richard Bryant (84-105), 1953-54
18	79.9	Gary Sibley (179-224), 1966-69
19	79.3	Jim Brockman (107-135), 1961-64
20	79.1	Shake Milton (200-253), 2015-18



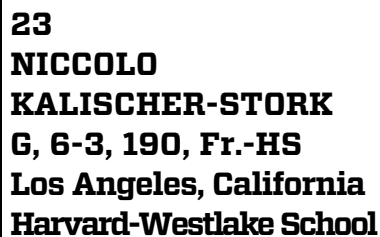
13
MITCHELL HOLMES
F, 6-11, 215, Fr.-HS
Fort Worth, Texas
Link Year Prep [Mo.]
The Oakridge School

Prep: Mitchell Holmes was a power forward at Link Year Prep in Branson, Missouri, which made the semifinals of the 2024 Chipotle Nationals Tournament. The three-star signee was ranked in the top 10 overall in Missouri and top 70 at his position nationally. Before attending Link Academy, the McDonald's All-American nominee scored more than 1,500 points at The Oakridge School in Arlington where he was a two-time team MVP, a team captain, SPC Co-State Champ, most outstanding statistics student and a member of the National Honor Society. He played AAU for ProSkills.

HIGHS	SEASON	CAREER	CONF. GAME	CONF. TOUR./POST
MINUTES				
FG				
FGA				
3FG				
3FGA				
FT				
FTA				
REBOUNDS				
ASSISTS				
BLOCKS				
STEALS				
POINTS				

2024-25 GAME-BY-GAME STATISTICS

[illegible]



Prep: Coached by David Rebibo during his time at Harvard-Westlake School... Played as a guard for the Wolverines as the team went 91-9 from 2021-24... As a senior in 2023-24, averaged 3.2 points per game... Helped the Wolverines compile a 33-3 record and earned State Rank No. 1... In 2022-23, he contributed to Harvard-Westlake going 33-2 and being State Ranked No. 1 while being undefeated in the Mission Basketball League California Southern Section (7-0)... As a sophomore in 2021-22, Harvard-Westlake went 25-4 with a 5-2 league record.

[illegible]



2
BOOPIE MILLER
G, 6-O, 175, Jr.-TR
Chicago, Illinois
Wake Forest /
Central Michigan
Victory Rock Prep [Fla.]

2024-25 (Junior): Team-high 24 points (6-7 FG, 2-2 3FG, 10-12 FT) with 7 assists, 5 rebounds, 2 steals vs Longwood 12/29...Added 18 points and 7 assists in win at Boston College 12/21...Had 20 points, 9 assists, 9 rebounds and 3 steals in win vs FAMU 11/7... Team-high 21 points with 7 assists and 4 steals in season-opening win vs Tarleton St 11/4... **GAME-WINNERS:** Game-winning right-wing 3-pointer with 0.4 seconds left at Virginia for 54-52 win 1/15... 10-foot running jumper with 2.1 second left for 79-77 win vs Cal Baptist 11/26... **HONORS:** Acrisure Holiday Invitational MVP 11/27 (16.0 points, 5.0 assists, 4.0 rebounds, 1.0 steals, game-winning shot vs Cal Baptist in semifinal).

2023-24 (Sophomore at Wake Forest): One of three players to start all 35 games... Named ACC Co-Player of the Week on Jan. 8... Averaged 15.6 points (2nd WF, 13th ACC), 3.5 assists (12th ACC), 1.4 steals (10th ACC)... Shot 84.5% FTs (131-155, 6th ACC) and 46.4% FGs (11th ACC)...Contributed 20-plus point games nine times... **GAME HIGHLIGHTS:** Career-high 31 points against App State in the opening round of the NIT (9-14 FGs, 10-10 FTs)...Had 22 points, 6 rebounds, 7 assists, 2 steals in just his second game as a Deacon, on the road at Georgia 11/10...Helped lead the team to a win over Towson in the 2023 Shriner's Children Charleston Classic, posting 22 points (11-17 FGs), 3 assists, 3 steals... Game-high 27 points (10-19 FGs) with three triples against Miami 1/6...Had 21 points, 8 rebounds, 5 assists, 2 steals at Florida State 1/9...Had a career-best 4 steals versus Pitt in the 2024 ACC Tournament's quarterfinal round 3/14...Season-high 8 assists versus LSU on the final day of the 2023 Shriner's Children Charleston Classic 11/19.
2022-23 (Redshirt at Central Michigan): Preseason 2nd Team All-MAC...Played 4 of 31 games (injury)... 18.5 pts, 3.8 rebs, 5.3 asts, 51.9% FGs (27-52), 3-8 3FGs, 17-22 FTs.
2021-22 (Freshman at Central Michigan): All-MAC honorable mention...MAC All-

HIGHS	SEASON	CAREER	CONF. GAME	CONF. TOUR/POST
MINUTES	36, [4/4] Duke 1/4/25	45 (CM), at Ball St 2/8/22	45 (CM), at Ball St 2/8/22	40 (CM), vs Toledo 3/10/22 40 (WF), at Georgia 3/24/24
FG	8, Tarleton St 11/4/24 8, [4/4] Duke 1/4/25	11 (WF), Towson 11/17/23	10 (CM),Bowling Green 2/1/22 10 (WF), Miami (FL) 1/6/24 10 (WF), at W. Mich. 2/12/22	9 (WF), App St 9/20/24
FGA	19, at Butler 11/15/24	21 (CM), Ohio 2/10/22	21 (CM), Ohio 2/10/22	16 (CM), vs Toledo 3/10/22
3FG	3, Tarleton St 11/4/24 3, [4/4] Duke 1/4/25	6 (CM), at Miami (OH) 2/24/22	6 (CM), at Miami (OH) 2/24/22	3 (WF), App St 9/20/24
3FGA	7, Tarleton St 11/4/24	8 (WF), Rutgers 12/6/23	7 (CM), at Miami (OH) 2/24/22	5 (WF), App St 9/20/24
FT	10, Longwood 12/29/24	15 (WF), at NC St 1/16/24	15 (WF), at NC St 1/16/24	10 (WF), App St 9/20/24
FTA	12, Longwood 12/29/24	15 (WF), at NC St 1/16/24	15 (WF), at NC St 1/16/24	10 (WF), App St 9/20/24
REBOUNDS	9, Florida A&M 11/7/24	9, Florida A&M 11/7/24	8 (WF), at Florida St 1/9/24	4 (CM), vs Toledo 3/10/22
ASSISTS	9, Florida A&M 11/7/24 9, Georgia Tech 1/11/25	12 (CM),Bowling Green 2/1/22	12 (CM),Bowling Green 2/1/22	8 (CM), vs Toledo 3/10/22
BLOCKS	1, Virginia 12/7/24 1, vs LSU 12/14/24 1, [4/4] Duke 1/4/25	1, 7 times	1, 5 times	
STEALS	4, Tarleton St 11/4/24	4 (WF), vs Pitt 3/14/24 4, Tarleton St 11/4/24	3 (CM), at Kent St 12/29/21 3 (CM), Ohio 2/10/22	4 (WF), vs Pitt 3/14/24
POINTS	24, Longwood 12/29/24	31 (WF), App St 9/20/24	27 (WF), Miami (FL) 1/6/24	31 (WF), App St 9/20/24
DOUBLE-DOUBLES				
1 - (CM), Bowling Green 2/1/22 (21 pts, 12 asts)			2 - (CM), at Ball St 2/8/22 (18 pts, 10 asts)	

Freshman... Led team in scoring (13.1), assists (139), steals (34), and minutes (32.9)... 15.2 points in MAC contests...Led the conference (league games only) in assists per game (5.4) and minutes per game (37.6), ranked ninth in assist:turnover ratio (1.8), 12th in scoring (15.2), 15th in 3FG% and 16th in steals (1.2)...Scored 20 or more points five times and reached double figure scoring in 20 contests...Two double-doubles on the year...Led team in scoring nine times and rebounding three times.
High School: First Team All-Sunshine Independent Athletic Association (SIAA) at Victory Rock Prep in Bradenton, Fla....Earned SIAA League Championship MVP...Posted 29 points, 8 assists and 4 rebounds in state championship victory...Selected as First Grind Session All-Star MVP, totaling 19 points, 10 assists, 4 rebounds, and 3 steals in a 110-98 Team White victory...Played AAU with E1T1 Elite under coach Steve Reece

2024-25 GAME-BY-GAME STATISTICS

Opponent	Date	GS	Min	FG	FGA	Pct	3FG	FGA	Pct	FT	FTA	Pct	Off	Def	Tot	Avg	PF	FO	A	TO	Blk	Stl	Pts	Avg	
TARLETON ST.	11/04/24	*	27	8	15	.533	3	7	.429	2	3	.667	0	2	2	2.0	3	0	7	1	0	4	21	21.0	
FLORIDA A&M	11/07/24	*	30	7	13	.538	2	4	.500	4	5	.800	0	9	9	5.5	3	0	9	3	0	3	20	20.5	
UNC GREENSBORO	11/11/24	*	29	7	16	.438	2	6	.333	5	7	.714	1	3	4	5.0	4	0	7	4	0	1	21	20.7	
at Butler	11/15/24	*	30	7	19	.368	1	3	.333	2	2	1.000	4	0	4	4.8	2	0	4	0	0	0	17	19.8	
PRAIRIE VIEW	11/18/24	*	19	6	11	.545	1	2	.500	0	0	.000	0	2	2	4.2	4	0	4	1	0	2	13	18.4	
MISSISSIPPI ST.	11/22/24	*	28	3	9	.333	0	4	.000	6	6	1.000	0	3	3	4.0	4	0	6	4	0	2	12	17.3	
vs California Baptist	11/26/24	*	29	6	14	.429	1	4	.250	3	4	.750	2	3	5	4.1	1	0	5	2	0	1	16	17.1	
vs Washington St.	11/27/24	*	31	3	8	.375	1	2	.500	9	10	.900	0	3	3	4.0	1	0	5	3	0	1	16	17.0	
ALABAMA ST.	12/03/24	*	22	1	12	.083	0	7	.000	2	3	.667	0	2	2	3.8	1	0	5	1	0	1	4	15.6	
VIRGINIA	12/07/24	*	30	3	9	.333	0	5	.000	3	3	1.000	0	3	3	3.7	3	0	4	4	1	2	9	14.9	
vs LSU	12/14/24	*	29	3	11	.273	1	4	.250	2	2	1.000	0	0	0	3.4	2	0	7	5	1	1	9	14.4	
at Boston College	12/21/24	*	31	7	15	.467	1	3	.333	3	5	.600	0	1	1	3.2	1	0	7	2	0	0	18	14.7	
LONGWOOD	12/29/24	*	31	6	7	.857	2	2	1.000	10	12	.833	0	5	5	3.3	2	0	7	4	0	2	24	15.4	
DUKE	01/04/25	*	36	8	18	.444	3	5	.600	2	2	1.000	0	2	2	3.2	1	0	5	2	1	1	21	15.8	
at North Carolina	01/07/25	*	26	3	15	.200	0	2	.000	3	4	.750	1	3	4	3.3	2	0	3	1	0	2	9	15.3	
GEORGIA TECH	01/11/25	*	21	2	7	.286	0	3	.000	0	0	.000	0	1	1	3.1	2	0	9	1	0	2	4	14.6	
at Virginia	01/15/25	*	34	5	14	.357	2	4	.500	0	0	.000	1	5	6	3.3	1	0	4	1	0	1	12	14.5	
Totals			17	483	85	.213	.399	20	67	.299	56	68	.824	9	47	56	3.3	37	0	98	39	3	26	246	14.5

Games played: 17
Minutes/game: 28.4
Points/game: 14.5
FG Pct: 39.9
3FG Pct: 29.9
FT Pct: 82.4

Rebounds/game: 3.3
Assists/game: 5.8
Turnovers/game: 2.3
Assist/turnover ratio: 2.5
Steals/game: 1.5
Blocks/game: 0.2

CAREER STATISTICS

Year	GP	GS	Min	Avg	FG	FGA	Pct	3FG	FGA	Pct	FT	FTA	Pct	Off	Def	Tot	Avg	PF	FO	Ast	TO	Blk	Stl	Pts	Avg
2021-22*	30	28	989	33.0	144	342	.421	32	89	.360	74	95	.779	20	82	102	3.4	65	0	139	83	3	34	394	13.1
2022-23*	4	4	141	35.2	27	52	.519	3	8	.375	17	22	.773	5	10	15	3.8	8	0	21	18	0	3	74	18.5
2023-24*	35	35	1120	32.0	188	405	.464	38	103	.369	131	155	.845	16	82	98	2.8	67	0	124	88	1	50	545	15.6
2024-25	17	17	483	28.4	85	213	.399	20	67	.299	56	68	.824	9	47	56	3.3	37	0	98	39	3	26	246	14.5
All*	86	84	2733	31.8	444	1012	.439	93	267	.348	278	340	.818	50	221	271	3.2	177	0	382	228	7	113	1259	14.6

* Statistics from prior team/school

BOOPIE MILLER - 2

SMU Season Assists (150+) (Games Played) (Since 1971-72)

1	255	Billy Allen (So.), 1979-80 (28)
2	247	Butch Moore (Jr.), 1984-85 (33)
3	222	Butch Moore (Sr.), 1985-86 (29)
4	213	Billy Allen (Fr.), 1978-79 (24)
5	209	Kato Armstrong (Jr.), 1987-88 (35)
6	206	Michael Jaccar (Sr.), 1975-76 (28)
7	203	Carl Wright (So.), 1983-84 (33)
8	192	Butch Moore (Fr.), 1982-83 (30)
9	181	Nic Moore (So.), 2013-14 (37)
10	180	Gerald Lewis (Sr.), 1992-93 (27)
11	177	Carl Wright (Jr.), 1984-85 (33)
12	175	Nic Moore (Jr.), 2014-15 (34)
13	173	Kendric Davis (So.), 2019-20 (26)
14	167	Butch Moore (So.), 1983-84 (33)
15	159	Shake Milton (So.), 2016-17 (35)
16	156	Roderick Hampton (Sr.), 1990-91 (28)
17	154	Jon Killen (Sr.), 2007-08 (30)
18	152	Todd Alexander (Jr.), 1987-88 (35)
	152	Nic Moore (Sr.), 2015-16 (29)
20	151	Roderick Hampton (Jr.), 1989-90 (28)
	151	Jon Killen (Jr.), 2006-07 (31)
—	98	Boopie Miller, 2024-25

Assists Average (5.0+) (Since 1971-72) (Assists/Games Played)

1	9.1	Billy Allen (So.), 1979-80 (255/28)
2	8.9	Billy Allen (Fr.), 1978-79 (213/24)
3	7.7	Butch Moore (Sr.), 1985-86 (222/29)
4	7.6	Kendric Davis (Jr.), 2020-21 (130/17)
5	7.5	Butch Moore (Jr.), 1984-85 (247/33)
6	7.4	Michael Jaccar (Sr.), 1975-76 (206/28)
7	6.7	Gerald Lewis (Sr.), 1992-93 (180/27)
	6.7	Kendric Davis (So.), 2019-20 (173/26)
9	6.4	Butch Moore (Fr.), 1982-83 (192/30)
10	6.2	Carl Wright (So.), 1983-84 (203-33)
11	6.0	Zachary Thiel (Jr.), 1972-73 (144/24)
	6.0	Kato Armstrong (Jr.), 1987-88 (209/35)
—	5.8	Boopie Miller (Jr.), 2024-25
13	5.6	Roderick Hampton (Sr.), 1990-91 (156/28)
14	5.4	Roderick Hampton (Jr.), 1989-90 (151/28)
	5.4	Carl Wright (Jr.), 1984-85 (177/33)
16	5.2	Nic Moore (Sr.), 2015-16 (152/29)
17	5.1	Scott Johnson (Sr.), 1986-87 (149/29)
	5.1	Kato Armstrong (So.), 1986-87 (142/28)
	5.1	Butch Moore (So.), 1983-84 (167/33)
	5.1	Jon Killen (Sr.), 2007-08 (154/30)
	5.1	Nic Moore (Jr.), 2014-15 (175/34)



8
KARIO OQUENDO
G, 6-4, 220, Sr.-TR
Titusville, Florida
Oregon / Georgia
Astronaut HS

2024-25 (Senior): Game-high 21 points (6-10 FG, 4-6 3FGs, 5-6 FTs) with 6 rebounds in ACC opener vs Virginia 12/7... Team-high 20 points (7-8 FG, 4-5 3FG) in win vs Alabama State 12/3... Had 14 points (5-6 FG, 3-4 3FG) in Acrisure Holiday Invitational semifinal vs Cal Baptist 11/26... 16 points, 6 rebounds and 4 steals in SMU debut vs Tarleton St 11/4.

2023-24 (Senior at Oregon): 36 games with 3 starts... 7.2 pts (.459 FG%), 2.4 rebs, 1.0 assists in 17.7 minutes... Scored a season-high 20 points twice, against both Cal Baptist and Kent State ... Net double-digs 12 times, including 15 points in wins over USC and on the road against WSU ... Grabbed five rebounds three times and had nine multi-assist games ... Recorded two steals on three occasions, including against Arizona in the conference tournament ... Blocked a career-high four shots vs. Alabama and scored 17 points.

2022-23 (Jr. at Georgia): 12.7 points, 2.6 rebounds, 0.6 assists, 25.4 minutes... 39.2% FGs (112-286), 26.7% 3FGs (35-131) and 74.7% FTs (109-146)... Played in 29 of 32 games... Season-high 22 points (7-11 FG, 2-5 3FG) in win vs Chattanooga... 20 double-figure games including 20 points in win over Kentucky.

2021-22 (So. at Georgia): Leading scorer, overall (15.2 ppg) and in SEC (18.3 ppg) ... Started all 31 games played (missed one)... Led scoring 13 times, rebs 6 times, stls 15 games, blks 12 times ... Had 10 20-point games, 8 in SEC ... Scored 33 points vs Texas A&M, equaling highest by any SEC player during 2021-22 ... UGA's four highest scoring outputs – 33 points at Texas A&M, 28 at Miss. St., 26 at LSU and 25 vs. Auburn.

2020-21 (Freshman at Florida Southwestern): 13.5 points, 3.8 rebounds and 1.3 assists in 22.2 minutes ... First-team All-Southern Conference ... 18-5 overall record, 9-3 in Southern Conference...55.4% FGs and 40.3% 3FGs...15.3 points per league game (4th),

HIGHS	SEASON	CAREER	CONF. GAME	CONF. TOUR/POST
MINUTES	28, vs Wash. St 11/27/24	38 (GA), Florida 2/28/23	38 (GA), Florida 2/28/23	32 (GA), vs Vanderbilt 3/9/22
FG	7, Alabama St 12/3/24	12 (GA),at Texas A&M 2/22/22	12 (GA),at Texas A&M 2/22/22	3 (GA), vs Vanderbilt 3/9/22
FGA	12, vs Wash. St 11/27/24	22 (GA),at Texas A&M 2/22/22	22 (GA),at Texas A&M 2/22/22	10 (GA), vs Vanderbilt 3/9/22
3FG	4, Alabama St 12/3/24 4, Virginia 12/7/24	6 (GA),at Texas A&M 2/22/22	6 (GA),at Texas A&M 2/22/22	1 (GA), vs LSU 3/8/23
3FGA	6, Mississippi St 11/22/24 6, Virginia 12/7/24	13 (GA),at Texas A&M 2/22/22	13 (GA),at Texas A&M 2/22/22	3 (GA), vs Vanderbilt 3/9/22
FT	5, Florida A&M 11/7/24 5, Virginia 12/7/24	10 (GA), S. Carolina 1/28/23 10 (GA), Kentucky 2/11/23 10 (GA), Florida 2/28/23	10 (GA), S. Carolina 1/28/23 10 (GA), Kentucky 2/11/23 10 (GA), Florida 2/28/23	5 (GA), vs Vanderbilt 3/9/22 5 (GA), vs LSU 3/8/23
FTA	6, Florida A&M 11/7/24 6, Virginia 12/7/24	15 (GA), at Missouri 3/5/22 15 (GA), Kentucky 2/11/23 15 (GA), Florida 2/28/23	15 (GA), at Missouri 3/5/22 15 (GA), Kentucky 2/11/23 15 (GA), Florida 2/28/23	7 (GA), vs Vanderbilt 3/9/22
REBOUNDS	6, Tarleton St 11/4/24 6, Virginia 12/7/24	8 (GA), at Florida 2/9/22	8 (GA), at Florida 2/9/22	4 (UO), vs Colorado 3/16/24
ASSISTS	3, Georgia Tech 1/11/25	5 (UO), at USC 2/1/24	5 (UO), at USC 2/1/24	1 (UO), v S. Carolina 3/21/24 1 (UO), vs Creighton 3/23/24
BLOCKS	2, Florida A&M 11/7/24 2, at Butler 11/15/24	4 (GA), Alabama 11/25/23	1, 12 times	
STEALS	4, Tarleton St 11/4/24	4 (GA), S. Carolina St 11/16/21 4 (GA), Auburn 2/5/22 4 (GA), at Florida 2/9/22 4, Tarleton St 11/4/24	4 (GA), Auburn 2/5/22 4 (GA), at Florida 2/9/22	1 (GA), vs LSU 3/8/23
POINTS	21, Virginia 12/7/24	33 (GA),at Texas A&M 2/22/22	33 (GA),at Texas A&M 2/22/22	11 (GA), vs Vanderbilt 3/9/22

also improved his shooting percentages in league action to 57.4% FGs and 51.3% 3FGs.

Prep: Coached by Kyle Gilreath at Astronaut High as a junior... Enrolled at Florida Southwestern College in January 2020 and bypassed his senior season at Astronaut... As a junior, averaged 21.2 points and 8.3 rebounds as AHS finished 20-6... Scored his 1,000th career point during his final game with AHS... Named 2019 Brevard County Class 5A Player of the Year... Selected to 2018 and 2019 All-Cape Coast Conference team... Coached by Chris Bainbridge as a freshman and sophomore at Titusville High... As a sophomore, earned first-team All-District 14-6A honors... Helped Titusville compile a 26-3 record and reach the "Sweet 16" round of the FHSAA Class 6A state tournament as a freshman, falling to the eventual state champion, Leesburg (71-60).

Personal: Born in January of 2000 in Titusville, Florida... Son of Shannon Deese.

2024-25 GAME-BY-GAME STATISTICS

Opponent	Date	GS	Min	FG	FGA	Pct	3FG	FGA	Pct	FT	FTA	Pct	Off	Def	Tot	Avg	PF	FO	A	TO	Blk	Stl	Pts	Avg	
TARLETON ST.	11/04/24	*	26	6	10	.600	2	5	.400	2	2	1.000	3	3	6	6.0	1	0	2	1	0	4	16	16.0	
FLORIDA A&M	11/07/24	*	26	1	6	.167	0	2	.000	5	6	.833	2	0	2	4.0	2	0	2	1	2	3	7	11.5	
UNC GREENSBORO	11/11/24	*	17	1	4	.250	1	2	.500	2	2	1.000	0	4	4	4.0	0	0	2	2	0	1	5	9.3	
at Butler	11/15/24	*	20	1	2	.500	0	1	.000	1	2	.500	1	0	1	3.3	4	0	0	1	2	0	3	7.8	
PRAIRIE VIEW	11/18/24	*	12	2	5	.400	2	3	.667	0	0	.000	0	3	3	3.2	2	0	1	4	0	0	6	7.4	
MISSISSIPPI ST.	11/22/24		19	4	7	.571	3	6	.500	2	3	.667	0	3	3	3.2	2	0	0	1	0	2	13	8.3	
vs California Baptist	11/26/24		24	5	6	.833	3	4	.750	1	2	.500	0	2	2	3.0	1	0	0	0	0	0	14	9.1	
vs Washington St.	11/27/24		28	5	12	.417	1	3	.333	0	0	.000	1	3	4	3.1	3	0	0	0	0	0	11	9.4	
ALABAMA ST.	12/03/24		16	7	8	.875	4	5	.800	2	3	.667	0	2	2	3.0	4	0	0	1	0	0	20	10.6	
VIRGINIA	12/07/24		26	6	10	.600	4	6	.667	5	6	.833	1	5	6	3.3	1	0	0	0	0	0	21	11.6	
vs LSU	12/14/24		25	2	9	.222	0	3	.000	0	0	.000	1	2	3	3.3	0	0	1	0	0	0	4	10.9	
at Boston College	12/21/24		19	1	2	.500	0	1	.000	2	2	1.000	0	1	1	3.1	3	0	2	1	0	1	4	10.3	
LONGWOOD	12/29/24		18	3	7	.429	1	3	.333	2	2	1.000	0	1	1	2.9	1	0	0	2	0	2	9	10.2	
DUKE	01/04/25		21	2	6	.333	0	4	.000	0	0	.000	1	1	2	2.9	1	0	2	0	0	0	4	9.8	
at North Carolina	01/07/25		22	1	4	.250	0	1	.000	3	3	1.000	1	3	4	2.9	1	0	1	0	1	1	5	9.5	
GEORGIA TECH	01/11/25		21	4	8	.500	3	5	.600	1	2	.500	0	1	1	2.8	0	0	3	0	1	1	12	9.6	
at Virginia	01/15/25		23	2	6	.333	0	4	.000	2	2	1.000	0	2	2	2.8	1	0	2	1	0	2	6	9.4	
Totals			5	363	53	.112	.473	24	.58	.414	30	.37	.811	11	36	47	2.8	27	0	18	15	6	17	160	9.4

Games played: 17
Minutes/game: 21.4
Points/game: 9.4
FG Pct: 47.3
3FG Pct: 41.4
FT Pct: 81.1

Rebounds/game: 2.8
Assists/game: 1.1
Turnovers/game: 0.9
Assist/turnover ratio: 1.2
Steals/game: 1.0
Blocks/game: 0.4

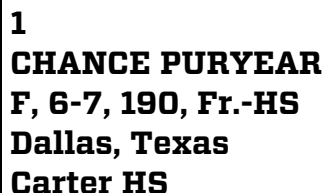
CAREER STATISTICS

Year	GP	GS	Min	Avg	FG	FGA	Pct	3FG	FGA	Pct	FT	FTA	Pct	Off	Def	Tot	Avg	PF	FO	Ast	TO	Blk	Stl	Pts	Avg
2021-22*	31	31	915	29.5	163	360	.453	37	136	.272	109	153	.712	27	105	132	4.3	62	0	25	75	14	36	472	15.2
2022-23*	29	28	737	25.4	112	286	.392	35	131	.267	109	146	.747	25	50	75	2.6	39	0	18	46	10	15	368	12.7
2023-24*	36	3	638	17.7	85	185	.459	24	72	.333	66	100	.660	26	60	86	2.4	66	0	37	24	11	12	260	7.2
2024-25	17	5	363	21.4	53	112	.473	24	58	.414	30	37	.811	11	36	47	2.8	27	0	18	15	6	17	160	9.4
All*	113	67	2653	23.5	413	943	.438	120	397	.302	314	436	.720	89	251	340	3.0	194	0	98	160	41	80	1260	11.2

* Statistics from prior team/school

KARIO OQUENDO - 8

SMU Season 3FG Pct (42.0%+) (Since 1986-87) - Minimum 20 Made		
1	53.6	Sterling Brown (Jr.), 2015-16 (30-56)
2	53.2	Eric Longino (Sr.), 1988-89 (50-94)
3	49.7	Robert Nyakundi (Jr.), 2010-11 (97-195)
4	47.6	Troy Dornier (Sr.), 1993-94 (39-82)
5	47.5	Scott Johnson (Sr.), 1986-87 (44-99)
6	47.0	Ben Ememlogu (Sr.), 2017-18 (63-134)
7	45.7	Lavardicus Atkins (Fr.), 2000-01 (21-46)
8	45.3	Todd Alexander (Jr.), 1987-88 (82-181)
	45.3	Ike Ofoegbu (Sr.), 2006-07 (29-64)
10	44.9	Sterling Brown (Sr.), 2016-17 (61-136)
11	44.7	Charles Smith IV (So.), 2020-21 (21-47)
12	44.4	Sterling Brown (So.), 2014-15 (20-45)
	44.4	Jarrey Foster (So.), 2016-17 (32-72)
	44.4	Chuck Harris (Sr.), 2024-25 (38-81)
15	43.6	Nic Moore (So.), 2013-14 (72-165)
16	43.5	Stefan Todorovic (Fr.), 2021-22 (22-52)
17	43.4	Shake Milton (Jr.), 2017-18 (56-129)
18	42.6	Shake Milton (Fr.), 2015-16 (52-122)
19	42.4	Semi Ojeleye (Jr.), 2016-17 (73-172)
20	42.3	Shake Milton (So.), 2016-17 (82-194)
—	41.4	Kario Oquendo (Sr.), 2024-25 (24-58)



HIGHS	SEASON	CAREER	CONF. GAME	CONF. TOUR./POST
MINUTES				
FG				
FGA				
3FG				
3FGA				
FT				
FTA				
REBOUNDS				
ASSISTS				
BLOCKS				
STEALS				
POINTS				

Prep: He was a shooting forward for Carter High School in Dallas. As a senior, he helped Carter to a 31-6 record and a run to the UIL Region II final. He was named TABC 4A All-State, District 13-4A Player of the Year and a 2024 McDonald's All-American Game Southwest Nominee. He became the 11th player in Carter history to score 1,000 career points. As a junior, he averaged 14 points, nine rebounds and three assists as Carter went 31-4 and reached the UIL 4A Regional Finals. He was the district 12-4A Freshman of the Year and Sophomore of the Year as well as a member of the DISD Teen School Board. He is a three-star signee who was ranked as high as No. 12 overall in Texas and 34th nationally at his position. He played for the Southern Assault AAU program.

2024-25 GAME-BY-GAME STATISTICS

[illegible]



21
YOHAN TRAORE
F, 6-11, 235, Jr.-TR
Tours, France
UC Santa Barbara /
Auburn
Dream City Christian
School [Ariz.]

2024-25 (Junior): Added 13 points (5-9 FGs, 3-3 3FGs) with 4 rebounds vs Georgia Tech 1/11... Had 20 points (7-10 FG, 2-4 3FG, 4-4 FT) and 11 rebounds in win vs Longwood 12/29... Had 19 points and 10 rebounds in win vs FAMU 11/7.

2023-24 (Sophomore at UC Santa Barbara): Played and started in 30 of 31 games... Averaged 14.5 points and 5.1 rebounds while shooting 58.3% from the field and 68.6% at the free-throw line...Scored 10+ in 24 games, including 6 games with 20+... Had one double-double (15 points and 13 rebounds vs Cal State Fullerton 1/20)... HONORS: All-Big West Honorable Mention

2022-23 (Freshman at Auburn): Played in 25 games, averaging 2.1 points and 1.4 rebounds per game ... registered a career-high 11 points in 16 minutes of action off the bench against Winthrop (Nov. 15) ... brought down a career-high five rebounds versus Colgate (Dec. 2) ... turned in a conference career-best eight points at South Carolina (Jan. 21) ... played nine minutes against Iowa in the Tigers' NCAA First Round game (March 16).

HIGH SCHOOL: One of the nation's top prospects out of Dream City Christian School in Glendale, Ariz. ... ranked eighth overall in the Class of 2022 by Rivals and Sports Illustrated and 15th by 247Sports ... was the top-ranked player in the state of Arizona ... previously starred at Prolific Prep of Napa Christian High School in Napa, Calif. ... played AAU Basketball with Dream Vision, averaging 25 points and 14 rebounds per game as the team went on to win the adidas Boys 3SSB Championship in Summer of 2021 ... member of the U15 and U16 French National Teams ... received invitations to participate in the Nike Hoop Summit (2022), Allen Iverson Roundball Classic (2022), Pangos All-American Camp (2021) and NBPA Top 100 Camp (2021).

2024-25 GAME-BY-GAME STATISTICS

Opponent	Date	GS	Min	FG	FGA	Pct	3FG	FGA	Pct	FT	FTA	Pct	Off	Def	Tot	Avg	PF	FO	A	TO	Blk	Stl	Pts	Avg	
TARLETON ST.	11/04/24	*	26	3	6	.500	1	1	1.000	3	5	.600	2	4	6	6.0	3	0	1	3	0	0	10	10.0	
FLORIDA A&M	11/07/24	*	25	4	8	.500	1	4	.250	10	12	.833	3	7	10	8.0	3	0	1	2	2	0	19	14.5	
UNC GREENSBORO	11/11/24	*	29	1	4	.250	0	1	.000	3	4	.750	3	2	5	7.0	4	0	1	0	1	1	5	11.3	
at Butler	11/15/24	*	21	3	6	.500	0	1	.000	3	3	1.000	2	3	5	6.5	1	0	0	3	0	0	9	10.8	
PRAIRIE VIEW	11/18/24	*	16	3	5	.600	1	1	1.000	1	3	.333	2	2	4	6.0	1	0	1	1	0	1	8	10.2	
MISSISSIPPI ST.	11/22/24	*	20	3	4	.750	0	1	.000	0	0	.000	0	3	3	5.5	4	0	0	0	0	0	6	9.5	
vs California Baptist	11/26/24	*	28	2	8	.250	2	5	.400	6	8	.750	0	2	2	5.0	0	0	0	0	0	0	12	9.9	
vs Washington St.	11/27/24	*	23	2	7	.286	0	2	.000	0	0	.000	3	2	5	5.0	2	0	0	0	0	0	4	9.1	
ALABAMA ST.	12/03/24	*	20	4	6	.667	0	1	.000	3	6	.500	3	3	6	5.1	1	0	2	0	0	0	11	9.3	
VIRGINIA	12/07/24	*	14	0	2	.000	0	1	.000	0	0	.000	2	1	3	4.9	1	0	1	0	0	0	0	8.4	
vs LSU	12/14/24	*	16	2	5	.400	0	2	.000	0	2	.000	0	2	2	4.6	1	0	1	1	0	2	4	8.0	
at Boston College	12/21/24	*	19	3	4	.750	1	1	1.000	1	2	.500	0	4	4	4.6	2	0	0	0	0	0	8	8.0	
LONGWOOD	12/29/24	*	28	7	10	.700	2	4	.500	4	4	1.000	3	8	11	5.1	2	0	0	1	0	0	20	8.9	
DUKE	01/04/25	*	21	2	4	.500	0	1	.000	2	4	.500	0	1	1	4.8	1	0	1	1	0	0	6	8.7	
at North Carolina	01/07/25	*	14	1	5	.200	0	1	.000	1	2	.500	0	3	3	4.7	1	0	0	0	1	0	3	8.3	
GEORGIA TECH	01/11/25	*	15	5	9	.556	3	3	1.000	0	0	.000	1	3	4	4.6	1	0	0	0	0	0	13	8.6	
at Virginia	01/15/25	*	12	1	1	1.000	0	0	.000	0	0	.000	2	1	3	4.5	0	0	1	1	0	0	2	8.2	
Totals			15	347	46	.94	.489	11	30	.367	37	55	.673	26	51	77	4.5	28	0	10	13	4	4	140	8.2

Games played: 17
Minutes/game: 20.4
Points/game: 8.2
FG Pct: 48.9
3FG Pct: 36.7
FT Pct: 67.3

Rebounds/game: 4.5
Assists/game: 0.6
Turnovers/game: 0.8
Assist/turnover ratio: 0.8
Steals/game: 0.2
Blocks/game: 0.2

HIGHS	SEASON	CAREER	CONF. GAME	CONF. TOUR/POST
MINUTES	29, UNCG 11/11/24	39 (SB), Bakersfield 1/11/24	39 (SB), Bakersfield 1/11/24	36 (SB), vs CSUN 3/13/24
FG	7, Longwood 12/29/24	10 (SB),at UC Davis 12/28/23	10 (SB),at UC Davis 12/28/23	5 (SB), vs CSUN 3/13/24
FGA	10, Longwood 12/29/24	14 (SB),at UC Davis 12/28/23	14 (SB),at UC Davis 12/28/23	11 (SB), vs CSUN 3/13/24
		14 (SB),at UC Irvine 2/22/24	14 (SB),at UC Irvine 2/22/24	
3FG	3, Georgia Tech 1/11/25	3, Georgia Tech 1/11/25	3, Georgia Tech 1/11/25	
3FGA	5, vs Cal Baptist 11/26/24	5 (AU),at S. Carolina 1/21/23	5 (AU),at S. Carolina 1/21/23	
		5, vs Cal Baptist 11/26/24		
FT	10, Florida A&M 11/7/24	10 (SB),at Bakersfield 2/3/24	10 (SB),at Bakersfield 2/3/24	7 (SB), vs CSUN 3/13/24
		10, Florida A&M 11/7/24		
FTA	12, Florida A&M 11/7/24	13 (SB) at UTEP 11/13/23	10 (SB),at Bakersfield 2/3/24	10 (SB), vs CSUN 3/13/24
			10 (SB),at UC Irvine 2/22/24	
REBOUNDS	11, Longwood 12/29/24	13 (SB), CS Fullerton 1/20/24	13 (SB), CS Fullerton 1/20/24	3 (SB), vs CSUN 3/13/24
ASSISTS	1, 6 times	2 (AU),vs Memphis 12/2/22	2 (AU), Tennessee 3/4/23	
		2 (AU), Tennessee 3/4/23		
BLOCKS	2, Florida A&M 11/7/24	2 (SB), at Cal Poly 1/6/24	2 (SB), at Cal Poly 1/6/24	
	2, Alabama St 12/3/24	2 (SB), Bakersfield 1/11/24	2 (SB), Bakersfield 1/11/24	
		2 (SB), Hawaii 2/17/24	2 (SB), Hawaii 2/17/24	
		2, Florida A&M 11/7/24		
		2, Alabama St 12/3/24		
STEALS	2, vs LSU 12/14/24	2, vs LSU 12/14/24	1, 5 times	1 (SB), vs CSUN 3/13/24
POINTS	20, Longwood 12/29/24	25 (SB),at UC Davis 12/28/23	25 (SB),at UC Davis 12/28/23	17 (SB), vs CSUN 3/13/24
DOUBLE-DOUBLES				
	1 - (SB) CS Fullerton 1/20/24 (15 pts, 13 rebs)			
	3 - Longwood 12/29/24 (20 pts, 11 rebs)			
			2 - Florida A&M 11/7/24 (19 pts, 10 rebs)	

PERSONAL: Son of Mah Bana Traore ... has three brothers, Marvynn, Aymerick and Christ Layvinn, and a sister, Yvanna.

CAREER STATISTICS

Year	GP	GS	Min	Avg	FG	FGA	Pct	3FG	FGA	Pct	FT	FTA	Pct	Off	Def	Tot	Avg	PF	FO	Ast	TO	Blk	Stl	Pts	Avg
2022-23*	25	0	247	9.9	20	50	.400	5	26	.192	8	23	.348	15	20	35	1.4	17	0	6	11	2	0	53	2.1
2023-24*	30	30	864	28.8	158	271	.583	0	7	.000	118	172	.686	49	105	154	5.1	59	1	11	51	13	6	434	14.5
2024-25	17	15	347	20.4	46	94	.489	11	30	.367	37	55	.673	26	51	77	4.5	28	0	10	13	4	4	140	8.2
All*	72	45	1458	20.3	224	415	.540	16	63	.254	163	250	.652	90	176	266	3.7	104	1	27	75	19	10	627	8.7

* Statistics from prior team/school



31
TREY
UTTER
G, 6-0, 160, JR-2L
Argyle, Texas
Argyle HS

2023-24 (Sophomore): Played in 7 games.... **GAME HIGHLIGHTS:**
Played 2 minutes, hitting 1-2 FTs in the win vs Tulsa 1/20... First career points on a FG in the win vs Texas A&M-Commerce 12/3.

Summer 2023 (SMU 3-0 in Spain): Played in the last two games, scoring two points in his first appearance in the victory in Valencia.

2022-23 (Freshman): Played in 2 games...Made his SMU debut in the AAC-opening win vs Tulsa 1/1... **AWARDS:** AAC All-Academic Team.

Prep: Played at Argyle High School in Argyle, Texas... As a senior, he started all 38 games and averaged eight points and five assists per game while hitting 40% from three... He was the 4A Defensive Player of Year and had a school record 34 charges taken as Argyle finished 31-7 after a run to the regional tournament... As a junior, he played in all 32 games in helping Argyle win the Texas UIL 4A State Championship with a record of 31-1... He was all-district second team while hitting 47% from three.

HIGHS	SEASON	CAREER	CONF. GAME	CONF. TOUR./POST
MINUTES	1, Tarleton St 11/4/24 1, Florida A&M 11/7/24	2, W. Illinois 11/8/23 2, HCU 12/19/23 2, Tulsa 1/20/24	2, Tulsa 1/20/24	
FG		1, A&M-Commerce 12/3/23		
FGA		1, A&M-Commerce 12/3/23		
3FG				
3FGA				
FT		1, Tulsa 1/20/24	1, Tulsa 1/20/24	
FTA		2, Tulsa 1/20/24	2, Tulsa 1/20/24	
REBOUNDS				
ASSISTS	1, Tarleton St 11/4/24	1, Tarleton St 11/4/24		
BLOCKS				
STEALS				
POINTS		2, A&M-Commerce 12/3/23	1, Tulsa 1/20/24	

2024-25 GAME-BY-GAME STATISTICS

Opponent	Date	GS	Min	FG	FGA	Pct	3FG	FGA	Pct	FT	FTA	Pct	Off	Def	Tot	Avg	PF	FO	A	TO	Blk	Stl	Pts	Avg
TARLETON ST.	11/04/24		1	0	0	.000	0	0	.000	0	0	.000	0	0	0	0.0	0	0	1	0	0	0	0	0.0
FLORIDA A&M	11/07/24		1	0	0	.000	0	0	.000	0	0	.000	0	0	0	0.0	0	0	0	0	0	0	0	0.0
UNC GREENSBORO	11/11/24		DNP																					
at Butler	11/15/24		DNP																					
PRAIRIE VIEW	11/18/24		DNP																					
MISSISSIPPI ST.	11/22/24		DNP																					
vs California Baptist	11/26/24		DNP																					
vs Washington St.	11/27/24		DNP																					
ALABAMA ST.	12/03/24		DNP																					
VIRGINIA	12/07/24		DNP																					
vs LSU	12/14/24		DNP																					
at Boston College	12/21/24		DNP																					
LONGWOOD	12/29/24		DNP																					
DUKE	01/04/25		DNP																					
at North Carolina	01/07/25		DNP																					
GEORGIA TECH	01/11/25		DNP																					
at Virginia	01/15/25		DNP																					

Totals 0 2 0 0 .000 0 0 .000 0 0 .000 0 0 0 0.0 0 0 1 0 0 0 0 0.0

Games played: 2
Minutes/game: 1.0

Assists/game: 0.5
Assist/turnover ratio: 99.9

CAREER STATISTICS

Year	GP	GS	Min	Avg	FG	FGA	Pct	3FG	FGA	Pct	FT	FTA	Pct	Off	Def	Tot	Avg	PF	FO	Ast	TO	Blk	Stl	Pts	Avg
2022-23	2	0	1	0.5	0	0	.000	0	0	.000	0	0	.000	0	0	0	0.0	0	0	0	0	0	0	0	0.0
2023-24	7	0	10	1.4	1	1	1.000	0	0	.000	1	2	.500	0	0	0	0.0	0	0	0	0	0	0	3	0.4
2024-25	2	0	2	1.0	0	0	.000	0	0	.000	0	0	.000	0	0	0	0.0	0	0	1	0	0	0	0	0.0
TOTAL	11	0	13	1.2	1	1	1.000	0	0	.000	1	2	.500	0	0	0	0.0	0	0	1	0	0	0	3	0.3



24
SAMET YİĞİTOĞLU
C, 7-2, 265, Fr.-HS
Istanbul, Türkiye

2024-25 (Freshman): Had 10 points (5-6 FGs), 6 rebounds, a steals, and a block in win at Virginia 1/15... Added 7 points, 9 rebounds, 3 steals, 2 blocks and an assist in win vs Georgia Tech 1/11... Had 16 points (7-8 FG) and 16 rebounds in AACC-opening win vs Virginia 12/7...First double-double with 12 points (6-9 FGs) and 11 rebounds in Acrisure Holiday Invitational Championship vs Washington State 11/27... Had 13 points (5-8 FG), 4 rebounds and an assist in SMU debut vs UNGC 11/11.

Prior to SMU: Averaged 13.3 points, 10.3 rebounds, 1.0 blocks and shot 82.6% on FGs in four games with Sigortam Istanbul in the Turkey in 2023-24... Sigortam finished tied for first at 28-6 in the Turkish second division...Played for Turkey in the 2023 FIBA U20 European Championship in Greece, averaging 12.7 points and 8.6 rebounds while hitting 66.0% on FGs (33-50)... Played three seasons for Besiktas S.J. of Turkey's first division; 2023-24 averaged 3.1 points, 2.1 rebounds and hitting 65.4% FGs in 56 games (Turkish League, Turkish Cup, Euroleague, VTB Supercup); 2022-23 averaged 2.3 points and 2.6 rebounds while shooting 55.6% in 15 games; 2021-22 averaged 1.6 points, 2.4 rebounds and hit 50.0% FGs in five games in his debut season... Also played for MZT Skopje in the North Macedonia Superleague and Adriatic League in 2022-23, averaging 6.4 points, 5.6 rebounds and hitting 55.5% FGs in 25 games... In 2021-22, he was selected to play for Next Generation Team Belgrade (9 points, 11.8 rebounds in 4 games) and U18 Next Generation Select (7.1 points, 8.5 rebounds in 4 games).

HIGHS	SEASON	CONF. GAME	CONF. TOUR/POST
MINUTES	31, Virginia 12/7/24	31, Virginia 12/7/24	
	31, vs LSU 12/14/24		
FG	7, Virginia 12/7/24	7, Virginia 12/7/24	
FGA	13, [4/4] Duke 1/4/25	13, [4/4] Duke 1/4/25	
3FG			
3FGA	1, Georgia Tech 1/11/25	1, Georgia Tech 1/11/25	
FT	6, Mississippi St 11/22/24	3, Georgia Tech 1/11/25	
FTA	10, Mississippi St 11/22/24	6, [4/4] Duke 1/4/25	
REBOUNDS	13, [4/4] Duke 1/4/25	13, [4/4] Duke 1/4/25	
ASSISTS	3, Mississippi St 11/22/24	1, Georgia Tech 1/11/25	
		1, at Virginia 1/15/25	
BLOCKS	2, Prairie View A&M 11/18/24	2, Georgia Tech 1/11/25	
STEALS	3, Georgia Tech 1/11/25	3, Georgia Tech 1/11/25	
POINTS	16, Virginia 12/7/24	16, Virginia 12/7/24	
DOUBLE-DOUBLES	1 - vs Wash. St 11/27/24 (12 pts, 11 rebs)	2 - [4/4] Duke 1/4/25 (10 pts, 13 rebs)	

2024-25 GAME-BY-GAME STATISTICS

Opponent	Date	GS	Min	FG	FGA	Pct	3FG	FGA	Pct	FT	FTA	Pct	Off	Def	Tot	Avg	PF	FO	A	TO	Blk	Stl	Pts	Avg	
TARLETON ST.	11/04/24		DNP																						
FLORIDA A&M	11/07/24		DNP																						
UNC GREENSBORO	11/11/24	*	21	5	8	.625	0	0	.000	3	5	.600	1	3	4	4.0	4	0	1	1	0	0	13	13.0	
at Butler	11/15/24	*	21	3	7	.429	0	0	.000	2	4	.500	2	4	6	5.0	2	0	0	0	0	0	8	10.5	
PRAIRIE VIEW	11/18/24	*	15	3	6	.500	0	0	.000	5	6	.833	4	5	9	6.3	2	0	2	1	2	1	11	10.7	
MISSISSIPPI ST.	11/22/24	*	27	3	4	.750	0	0	.000	6	10	.600	0	5	5	6.0	3	0	3	0	3	0	12	11.0	
vs California Baptist	11/26/24	*	21	4	6	.667	0	0	.000	1	2	.500	2	1	3	5.4	4	0	2	2	2	0	9	10.6	
vs Washington St.	11/27/24	*	28	6	9	.667	0	0	.000	0	0	.000	3	8	11	6.3	4	0	2	2	1	0	12	10.8	
ALABAMA ST.	12/03/24	*	19	4	7	.571	0	0	.000	4	6	.667	5	3	8	6.6	1	0	1	1	0	1	12	11.0	
VIRGINIA	12/07/24	*	31	7	8	.875	0	0	.000	2	4	.500	1	5	6	6.5	4	0	0	2	0	1	16	11.6	
vs LSU	12/14/24	*	31	4	8	.500	0	0	.000	4	6	.667	1	3	4	6.2	4	0	2	0	2	1	12	11.7	
at Boston College	12/21/24	*	7	0	0	.000	0	0	.000	0	0	.000	0	2	2	5.8	4	0	0	1	1	0	0	10.5	
LONGWOOD	12/29/24	*	20	0	0	.000	0	0	.000	3	4	.750	2	6	8	6.0	4	0	1	2	0	0	3	9.8	
DUKE	01/04/25	*	28	4	13	.308	0	0	.000	2	6	.333	8	5	13	6.6	4	0	0	1	1	1	10	9.8	
at North Carolina	01/07/25	*	26	2	7	.286	0	0	.000	0	0	.000	4	3	7	6.6	4	0	0	2	0	1	4	9.4	
GEORGIA TECH	01/11/25	*	26	2	7	.286	0	1	.000	3	5	.600	3	6	9	6.8	4	0	1	3	2	3	7	9.2	
at Virginia	01/15/25	*	30	5	6	.833	0	0	.000	0	2	.000	1	5	6	6.7	1	0	1	2	1	0	10	9.3	
Totals			15	351	52	.96	.542	0	1	.000	35	60	.583	37	64	101	6.7	49	0	16	20	15	9	139	9.3

Games played: 15
Minutes/game: 23.4
Points/game: 9.3
FG Pct: 54.2
3FG Pct: 0.0
FT Pct: 58.3

Rebounds/game: 6.7
Assists/game: 1.1
Turnovers/game: 1.3
Assist/turnover ratio: 0.8
Steals/game: 0.6
Blocks/game: 1.0



35
JACKSON
YOUNG
G, 6-2, 185, SR-2L
Kerrville, Texas
Hawai'i Pacific /
Texas A&M / Tivy HS

2024-25 (Senior): Hit a 3-pointer in the opening win vs Tarleton St 11/4.

2023-24 (Junior): Awarded a scholarship on Jan. 6... Played in 8 games... **GAME HIGHLIGHTS:** Had 3 points and a steal in the win vs [rv-] Memphis 2/18.

Summer 2023 (SMU 3-0 in Spain): Played in the last two games, hitting a pair of threes in finale in Barcelona and totaling two assists.

2022-23 (Sophomore): Played in 5 games...Made SMU debut in win vs Lamar 11/27.

2021-22 (Redshirt Freshman at Hawai'i Pacific): Played in 24 games with 2 starts... averaged 6.3 points, 2.0 rebounds, 0.8 assists... hit 38.0% on 3FGs (41-108) and was 10-11 on FTs... Scored in double-figures 6 times.

2020-21 (Freshman at Texas A&M): Did not see any game action.

Prep: Played at Tivy High School under his father, Brian Young ... As a senior in 2019-20, he was All-Region after averaging 20 points and eight rebounds and leading the Antlers to a bi-district championship and regional playoff run ... He finished the 2019-20 season second in the State for 3-pointers made... Earned first-team District 26-5A honors in 2018-19 and 2019-20 seasons.

HIGHS	SEASON	CAREER	CONF. GAME	CONF. TOUR/POST
MINUTES	1, Tarleton St 11/4/24 1, Florida A&M 11/7/24 1, at Boston College 12/21/24 1, Georgia Tech 1/11/25	26 (HP), Chaminade 2/27/22	26 (HP), Chaminade 2/27/22	0+, at Indiana St 3/20/24
FG	1, Tarleton St 11/4/24 1, at Boston College 12/21/24	5 (HP), NW Indian 11/20/21	4 (HP), at Point Loma 1/22/22 4 (HP), at Azusa Pacific 1/27/22 4 (HP), at Chaminade 2/11/22	
FGA	1, Tarleton St 11/4/24 1, Florida A&M 11/7/24 1, at Boston College 12/21/24 1, Georgia Tech 1/11/25	10 (HP), NW Indian 11/19/21	8 (HP), at Azusa Pacific 1/27/22 8 (HP), Chaminade 2/27/22	
3FG	1, Tarleton St 11/4/24 1, at Boston College 12/21/24	5 (HP), NW Indian 11/20/21	4 (HP), at Azusa Pacific 1/27/22	
3FGA	1, Tarleton St 11/4/24 1, Florida A&M 11/7/24 1, at Boston College 12/21/24 1, Georgia Tech 1/11/25	8 (HP), NW Indian 11/19/21	8 (HP), at Azusa Pacific 1/27/22 8 (HP), at Azusa Pacific 1/27/22	
FT		4 (HP), Chaminade 2/27/22	4 (HP), Chaminade 2/27/22	
FTA		5 (HP), Chaminade 2/27/22	5 (HP), Chaminade 2/27/22	
REBOUNDS		5 (HP), Azusa Pacific 2/5/22	5 (HP), Azusa Pacific 2/5/22	
ASSISTS		3 (HP), vs W.Va. St. 12/17/21	2 (HP), Dominican (CA) 1/13/22	
			2 (HP), Academy of Art 1/15/22	
BLOCKS			2 (HP), at Chaminade 2/11/22	
STEALS		2 (HP), at Chaminade 2/11/22	2 (HP), at Chaminade 2/11/22	
			2 (HP), Chaminade 2/27/22	
POINTS	3, Tarleton St 11/4/24	15 (HP), NW Indian 11/20/21	12 (HP), at Chaminade 2/11/22	

2024-25 GAME-BY-GAME STATISTICS

Opponent	Date	GS	Min	FG	FGA	Pct	3FG	FGA	Pct	FT	FTA	Pct	Off	Def	Tot	Avg	PF	FO	A	TO	Blk	Stl	Pts	Avg
TARLETON ST.	11/04/24		1	1	1	1.000	1	1	1.000	0	0	.000	0	0	0	0.0	0	0	0	0	0	3	3.0	
FLORIDA A&M	11/07/24		1	0	1	.000	0	1	.000	0	0	.000	0	0	0	0.0	0	0	0	0	0	0	1.5	
UNC GREENSBORO	11/11/24		DNP																					
at Butler	11/15/24		DNP																					
PRAIRIE VIEW	11/18/24		DNP																					
MISSISSIPPI ST.	11/22/24		DNP																					
vs California Baptist	11/26/24		DNP																					
vs Washington St.	11/27/24		DNP																					
ALABAMA ST.	12/03/24		DNP																					
VIRGINIA	12/07/24		DNP																					
vs LSU	12/14/24		DNP																					
at Boston College	12/21/24		1	1	1	1.000	1	1	1.000	0	0	.000	0	0	0	0.0	0	0	0	0	0	3	2.0	
LONGWOOD	12/29/24		DNP																					
DUKE	01/04/25		DNP																					
at North Carolina	01/07/25		DNP																					
GEORGIA TECH	01/11/25		1	0	1	.000	0	1	.000	0	0	.000	0	0	0	0.0	0	0	0	0	0	0	1.5	
at Virginia	01/15/25		DNP																					
Totals		0	4	2	4	.500	2	4	.500	0	0	.000	0	0	0	0.0	0	0	0	0	0	6	1.5	

Games played: 4
Minutes/game: 1.0
Points/game: 1.5
FG Pct: 50.0
3FG Pct: 50.0

CAREER STATISTICS

Year	GP	GS	Min	Avg	FG	FGA	Pct	3FG	FGA	Pct	FT	FTA	Pct	Off	Def	Tot	Avg	PF	FO	Ast	TO	Blk	Stl	Pts	Avg
2021-22*	24	2	356	14.8	50	123	.407	41	108	.380	10	11	.909	8	39	47	2.0	12	0	19	11	0	11	151	6.3
2022-23	5	0	6	1.2	0	3	.000	0	3	.000	0	0	.000	0	0	0	0.0	0	0	0	0	0	0	0	0.0
2023-24	8	0	11	1.4	2	8	.250	2	7	.286	0	0	.000	3	4	7	0.9	0	0	0	1	0	1	6	0.8
2024-25	4	0	4	1.0	2	4	.500	2	4	.500	0	0	.000	0	0	0	0.0	0	0	0	0	0	0	6	1.5
TOTAL	17	0	21	1.2	4	15	.267	4	14	.286	0	0	.000	3	4	7	0.4	0	0	0	1	0	1	12	0.7
All*	41	2	377	9.2	54	138	.391	45	122	.369	10	11	.909	11	43	54	1.3	12	0	19	12	0	12	163	4.0

* Statistics from prior team/school

Games as Category Leader

Overall/Career (at SMU only)

Games as Category Leader			
Overall/Career (at SMU only)		24-25 GP	Tot GP
0	Jr.	B.J. Edwards	17 64
1	Fr.	Chance Puryear	0 0
2	Jr.	Boopie Miller	17 86
3	Sr.	Chuck Harris	17 133
5	Sr.	Tibet Görener	14 118
8	Sr.	Karlo Oquendo	17 113
10	Jr.	AJ George	9 78
13	Fr.	Mitchell Holmes	0 0
20	Jr.	Jerrell Colbert	17 56
21	Jr.	Yohan Traore	17 72
22	Sr.	Keon Ambrose-Hylton	17 111
23	Fr.	Niccolo Kalischer-Stork	0 0
24	Fr.	Samet Yigitoglu	15 15
31	Jr.	Trey Utter	2 11
33	Sr.	Matt Cross	16 111
35	Sr.	Jackson Young	4 41

SMU - INDIVIDUAL GAME HIGHS

Points	24	MILLER, Boopie vs Longwood (12/29/24)
	21	HARRIS, Chuck vs Georgia Tech (01/11/25)
	21	MILLER, Boopie vs Duke (01/04/25)
	21	OQUENDO, Kario vs Virginia (12/07/24)
	21	HARRIS, Chuck at Butler (11/15/24)
	21	MILLER, Boopie vs UNC Greensboro (11/11/24)
	21	MILLER, Boopie vs Tarleton St. (11/04/24)
Field Goals Made	8	EDWARDS, B.J. vs Georgia Tech (01/11/25)
	8	MILLER, Boopie vs Duke (01/04/25)
	8	HARRIS, Chuck at Butler (11/15/24)
	8	MILLER, Boopie vs Tarleton St. (11/04/24)
Field Goal Att.	19	MILLER, Boopie at Butler (11/15/24)
	18	MILLER, Boopie vs Duke (01/04/25)
FG Pct (min 5 made)	.875 (7-8)	YIGITOGU, Samet vs Virginia (12/07/24)
	.875 (7-8)	OQUENDO, Kario vs Alabama St. (12/03/24)
3-Point FG Made	4	HARRIS, Chuck vs Georgia Tech (01/11/25)
	4	HARRIS, Chuck at Boston College (12/21/24)
	4	OQUENDO, Kario vs Virginia (12/07/24)
	4	OQUENDO, Kario vs Alabama St. (12/03/24)
	4	HARRIS, Chuck at Butler (11/15/24)
	4	MILLER, Boopie vs Florida A&M (11/07/24)
3-Point FG Att.	9	HARRIS, Chuck at Virginia (01/15/25)
	8	HARRIS, Chuck at North Carolina (01/07/25)
3-Pt FG Pct (min 2 made)	1.000 (3-3)	TRAORE, Yohan vs Georgia Tech (01/11/25)
	1.000 (3-3)	CROSS, Matt at Boston College (12/21/24)
	1.000 (2-2)	EDWARDS, B.J. vs Georgia Tech (01/11/25)
	1.000 (2-2)	MILLER, Boopie vs Longwood (12/29/24)
Free Throws Made	10	MILLER, Boopie vs Longwood (12/29/24)
	10	TRAORE, Yohan vs Florida A&M (11/07/24)
Free Throw Att.	12	MILLER, Boopie vs Longwood (12/29/24)
	12	TRAORE, Yohan vs Florida A&M (11/07/24)
FT Pct (min 3 made)	1.000 (6-6)	COLBERT, Jerrell vs Alabama St. (12/03/24)
	1.000 (6-6)	MILLER, Boopie vs Mississippi St. (11/22/24)
	1.000 (4-4)	TRAORE, Yohan vs Longwood (12/29/24)
	1.000 (4-4)	HARRIS, Chuck vs Virginia (12/07/24)
	1.000 (4-4)	HARRIS, Chuck vs Washington St. (11/27/24)
	1.000 (4-4)	COLBERT, Jerrell vs Prairie View (11/18/24)
	1.000 (4-4)	HARRIS, Chuck vs Tarleton St. (11/04/24)
	1.000 (3-3)	OQUENDO, Kario at North Carolina (01/07/25)
	1.000 (3-3)	CROSS, Matt at Boston College (12/21/24)
	1.000 (3-3)	EDWARDS, B.J. at Boston College (12/21/24)
	1.000 (3-3)	MILLER, Boopie vs Virginia (12/07/24)
	1.000 (3-3)	TRAORE, Yohan at Butler (11/15/24)
Rebounds	16	CROSS, Matt vs LSU (12/14/24)
	13	YIGITOGU, Samet vs Duke (01/04/25)
Assists	9	MILLER, Boopie vs Georgia Tech (01/11/25)
	9	MILLER, Boopie vs Florida A&M (11/07/24)
Steals	6	EDWARDS, B.J. vs Georgia Tech (01/11/25)
	5	EDWARDS, B.J. vs UNC Greensboro (11/11/24)
Blocked Shots	4	COLBERT, Jerrell vs Prairie View (11/18/24)
	3	YIGITOGU, Samet vs Mississippi St. (11/22/24)
Turnovers	5	MILLER, Boopie vs LSU (12/14/24)
	5	EDWARDS, B.J. vs Mississippi St. (11/22/24)
Fouls	5	HARRIS, Chuck vs Mississippi St. (11/22/24)
	5	COLBERT, Jerrell vs Florida A&M (11/07/24)
	5	COLBERT, Jerrell vs Tarleton St. (11/04/24)
Minutes	37	CROSS, Matt vs Washington St. (11/27/24)
	36	MILLER, Boopie vs Duke (01/04/25)
	35	CROSS, Matt vs LSU (12/14/24)
	34	MILLER, Boopie at Virginia (01/15/25)
	34	CROSS, Matt vs Duke (01/04/25)
	34	EDWARDS, B.J. vs Virginia (12/07/24)

OPPONENT INDIVIDUAL GAME HIGHS

Points	32	Kendal Coleman vs California Baptist (11/26/24)
	26	RJ Davis at North Carolina (01/07/25)
	24	Cooper Flagg vs Duke (01/04/25)
	22	Donald Hand Jr. at Boston College (12/21/24)
	21	Jordan Sears vs LSU (12/14/24)
	21	Kenyon Giles vs UNC Greensboro (11/11/24)
	21	Bubu Benjamin vs Tarleton St. (11/04/24)
Field Goals Made	12	Kendal Coleman vs California Baptist (11/26/24)
	9	Colby Garland vs Longwood (12/29/24)
	9	Kenyon Giles vs UNC Greensboro (11/11/24)
Field Goal Att.	18	Josh Hubbard vs Mississippi St. (11/22/24)
	17	Nate Calmese vs Washington St. (11/27/24)
	17	Kenyon Giles vs UNC Greensboro (11/11/24)
	17	Sterling Young vs Florida A&M (11/07/24)
FG Pct (min 5 made)	.833 (5-6)	Kolby King at Butler (11/15/24)
	.750 (12-16)	Kendal Coleman vs California Baptist (11/26/24)
3-Point FG Made	6	Kendal Coleman vs California Baptist (11/26/24)
	5	Javian McCollum vs Georgia Tech (01/11/25)
3-Point FG Att.	10	Josh Hubbard vs Mississippi St. (11/22/24)
	9	Nate Calmese vs Washington St. (11/27/24)
3-Pt FG Pct (min 2 made)	1.000 (4-4)	Kolby King at Butler (11/15/24)
	1.000 (3-3)	Dion Brown at Boston College (12/21/24)
	1.000 (2-2)	Cooper Flagg vs Duke (01/04/25)
	1.000 (2-2)	Caleb Evans vs Tarleton St. (11/04/24)
Free Throws Made	14	Bubu Benjamin vs Tarleton St. (11/04/24)
	8	Cooper Flagg vs Duke (01/04/25)
	8	Finley Bizjack at Butler (11/15/24)
Free Throw Att.	16	Bubu Benjamin vs Tarleton St. (11/04/24)
	9	RJ Davis at North Carolina (01/07/25)
	9	Donald Hand Jr. at Boston College (12/21/24)
FT Pct (min 3 made)	1.000 (8-8)	Cooper Flagg vs Duke (01/04/25)
	1.000 (8-8)	Finley Bizjack at Butler (11/15/24)
	1.000 (7-7)	Braelon Bush vs Prairie View (11/18/24)
	1.000 (6-6)	RJ Melendez vs Mississippi St. (11/22/24)
	1.000 (4-4)	Ishan Sharma at Virginia (01/15/25)
	1.000 (4-4)	Isaac McKneely at Virginia (01/15/25)
	1.000 (4-4)	Carn Carter vs LSU (12/14/24)
	1.000 (4-4)	Josh Hubbard vs Mississippi St. (11/22/24)
	1.000 (4-4)	Pierre Brooks at Butler (11/15/24)
	1.000 (4-4)	Kaleb Washington vs Florida A&M (11/07/24)
	1.000 (3-3)	JaeLyn Withers at North Carolina (01/07/25)
	1.000 (3-3)	Isaac McKneely vs Virginia (12/07/24)
	1.000 (3-3)	Shawn Fulcher vs Alabama St. (12/03/24)
Rebounds	15	Blake Buchanan at Virginia (01/15/25)
	11	Duncan Powell vs Georgia Tech (01/11/25)
	11	Cooper Flagg vs Duke (01/04/25)
	11	Corey Chest vs LSU (12/14/24)
Assists	11	Colby Garland vs Longwood (12/29/24)
	10	Naithan George vs Georgia Tech (01/11/25)
Steals	4	Jordan Sears vs LSU (12/14/24)
	4	Isaiah Watts vs Washington St. (11/27/24)
Blocked Shots	4	Jalen Washington at North Carolina (01/07/25)
	3	KeShawn Murphy vs Mississippi St. (11/22/24)
Turnovers	7	Naithan George vs Georgia Tech (01/11/25)
	6	Bubu Benjamin vs Tarleton St. (11/04/24)
	5	Jaeden Mustaf vs Georgia Tech (01/11/25)
Fouls	5	Daimion Collins vs LSU (12/14/24)
	5	Michael Nwoko vs Mississippi St. (11/22/24)
	5	KeShawn Murphy vs Mississippi St. (11/22/24)
	5	Evan Williams vs Prairie View (11/18/24)
	5	Jalen Breath vs UNC Greensboro (11/11/24)

SMU - TEAM GAME HIGHS
POINTS

FIELD GOALS MADE

FIELD GOAL ATTEMPTS

FIELD GOAL PERCENTAGE

3 PT FIELD GOALS MADE

3 PT FG ATTEMPTS

3 PT FG PERCENTAGE

FREE THROWS MADE

FREE THROW ATTEMPTS

FREE THROW PERCENTAGE

REBOUNDS

ASSISTS

STEALS

BLOCKED SHOTS

TURNOVERS

FOULS

110 PRAIRIE VIEW (11/18/24)
103 at Boston College (12/21/24)
102 FLORIDA A&M (11/07/24)
101 ALABAMA ST. (12/03/24)
98 LONGWOOD (12/29/24)
38 at Boston College (12/21/24)
37 PRAIRIE VIEW (11/18/24)
74 PRAIRIE VIEW (11/18/24)
70 GEORGIA TECH (01/11/25)
.644 (38-59) at Boston College (12/21/24)
.620 (31-50) LONGWOOD (12/29/24)
14 GEORGIA TECH (01/11/25)
12 PRAIRIE VIEW (11/18/24)
29 ALABAMA ST. (12/03/24)
28 GEORGIA TECH (01/11/25)
.688 (11-16) at Boston College (12/21/24)
.500 (14-28) GEORGIA TECH (01/11/25)
.500 (10-20) LONGWOOD (12/29/24)
26 LONGWOOD (12/29/24)
25 ALABAMA ST. (12/03/24)
34 ALABAMA ST. (12/03/24)
34 MISSISSIPPI ST. (11/22/24)
.842 (16-19) vs Washington St. (11/27/24)
.839 (26-31) LONGWOOD (12/29/24)
59 PRAIRIE VIEW (11/18/24)
56 ALABAMA ST. (12/03/24)
25 GEORGIA TECH (01/11/25)
25 PRAIRIE VIEW (11/18/24)
15 GEORGIA TECH (01/11/25)
13 TARLETON ST. (11/04/24)
8 PRAIRIE VIEW (11/18/24)
7 FLORIDA A&M (11/07/24)
20 LONGWOOD (12/29/24)
15 vs LSU (12/14/24)
22 MISSISSIPPI ST. (11/22/24)
21 FLORIDA A&M (11/07/24)

SMU - GAME LOWS
POINTS

FIELD GOALS MADE

FIELD GOAL ATTEMPTS

FIELD GOAL PERCENTAGE

3 PT FIELD GOALS MADE

3 PT FG ATTEMPTS

3 PT FG PERCENTAGE

FREE THROWS MADE

FREE THROW ATTEMPTS

FREE THROW PERCENTAGE

REBOUNDS

ASSISTS

STEALS

BLOCKED SHOTS

TURNOVERS

FOULS

54 at Virginia (01/15/25)
62 DUKE (01/04/25)
63 VIRGINIA (12/07/24)
67 at North Carolina (01/07/25)
70 at Butler (11/15/24)
21 VIRGINIA (12/07/24)
23 DUKE (01/04/25)
23 at North Carolina (01/07/25)
23 at Virginia (01/15/25)
47 MISSISSIPPI ST. (11/22/24)
49 VIRGINIA (12/07/24)
.333 (23-69) at North Carolina (01/07/25)
.343 (23-67) DUKE (01/04/25)
4 at North Carolina (01/07/25)
5 at Butler (11/15/24)
5 vs Washington St. (11/27/24)
5 DUKE (01/04/25)
5 at Virginia (01/15/25)
15 at Butler (11/15/24)
15 vs Washington St. (11/27/24)
.222 (4-18) at North Carolina (01/07/25)
.238 (5-21) DUKE (01/04/25)
.238 (5-21) at Virginia (01/15/25)
3 at Virginia (01/15/25)
9 GEORGIA TECH (01/11/25)
7 at Virginia (01/15/25)
15 GEORGIA TECH (01/11/25)
.429 (3-7) at Virginia (01/15/25)
.440 (11-25) DUKE (01/04/25)
30 vs California Baptist (11/26/24)
31 at Boston College (12/21/24)
7 at North Carolina (01/07/25)
9 at Butler (11/15/24)
2 DUKE (01/04/25)
4 vs Washington St. (11/27/24)
1 ALABAMA ST. (12/03/24)
1 at Virginia (01/15/25)
7 DUKE (01/04/25)
8 ALABAMA ST. (12/03/24)
12 vs California Baptist (11/26/24)
13 DUKE (01/04/25)

Opponent - GAME HIGHS
POINTS

FIELD GOALS MADE

FIELD GOAL ATTEMPTS

FIELD GOAL PERCENTAGE

3 PT FIELD GOALS MADE

3 PT FG ATTEMPTS

3 PT FG PERCENTAGE

FREE THROWS MADE

FREE THROW ATTEMPTS

FREE THROW PERCENTAGE

REBOUNDS

ASSISTS

STEALS

BLOCKED SHOTS

TURNOVERS

FOULS

89 DUKE (01/04/25)
84 MISSISSIPPI ST. (11/22/24)
82 at North Carolina (01/07/25)
82 LONGWOOD (12/29/24)
81 at Butler (11/15/24)
34 LONGWOOD (12/29/24)
33 DUKE (01/04/25)
72 LONGWOOD (12/29/24)
71 PRAIRIE VIEW (11/18/24)
.532 (33-62) DUKE (01/04/25)
.517 (30-58) vs California Baptist (11/26/24)
13 ALABAMA ST. (12/03/24)
12 at Butler (11/15/24)
41 ALABAMA ST. (12/03/24)
33 vs Washington St. (11/27/24)
.529 (9-17) vs California Baptist (11/26/24)
.500 (11-22) at North Carolina (01/07/25)
24 at Boston College (12/21/24)
20 FLORIDA A&M (11/07/24)
20 TARLETON ST. (11/04/24)
33 at Boston College (12/21/24)
26 FLORIDA A&M (11/07/24)
.917 (11-12) VIRGINIA (12/07/24)
.833 (20-24) TARLETON ST. (11/04/24)
42 DUKE (01/04/25)
39 at North Carolina (01/07/25)
39 at Butler (11/15/24)
39 UNC GREENSBORO (11/11/24)
22 GEORGIA TECH (01/11/25)
22 DUKE (01/04/25)
10 LONGWOOD (12/29/24)
10 vs LSU (12/14/24)
7 at North Carolina (01/07/25)
7 DUKE (01/04/25)
23 TARLETON ST. (11/04/24)
22 GEORGIA TECH (01/11/25)
25 ALABAMA ST. (12/03/24)
25 PRAIRIE VIEW (11/18/24)

Opponent - GAME LOWS
POINTS

FIELD GOALS MADE

FIELD GOAL ATTEMPTS

FIELD GOAL PERCENTAGE

3 PT FIELD GOALS MADE

3 PT FG ATTEMPTS

3 PT FG PERCENTAGE

FREE THROWS MADE

FREE THROW ATTEMPTS

FREE THROW PERCENTAGE

REBOUNDS

ASSISTS

STEALS

BLOCKED SHOTS

TURNOVERS

FOULS

51 VIRGINIA (12/07/24)
52 at Virginia (01/15/25)
60 vs Washington St. (11/27/24)
62 TARLETON ST. (11/04/24)
64 vs LSU (12/14/24)
16 VIRGINIA (12/07/24)
18 TARLETON ST. (11/04/24)
18 at Virginia (01/15/25)
47 VIRGINIA (12/07/24)
49 TARLETON ST. (11/04/24)
.324 (23-71) PRAIRIE VIEW (11/18/24)
.340 (16-47) VIRGINIA (12/07/24)
4 vs LSU (12/14/24)
4 LONGWOOD (12/29/24)
4 at Virginia (01/15/25)
13 TARLETON ST. (11/04/24)
14 LONGWOOD (12/29/24)
.154 (4-26) at Virginia (01/15/25)
.194 (6-31) PRAIRIE VIEW (11/18/24)
8 vs California Baptist (11/26/24)
8 vs Washington St. (11/27/24)
8 GEORGIA TECH (01/11/25)
12 VIRGINIA (12/07/24)
13 vs California Baptist (11/26/24)
.533 (8-15) vs Washington St. (11/27/24)
.571 (8-14) GEORGIA TECH (01/11/25)
25 vs Washington St. (11/27/24)
25 VIRGINIA (12/07/24)
8 TARLETON ST. (11/04/24)
9 at Boston College (12/21/24)
2 GEORGIA TECH (01/11/25)
3 at Butler (11/15/24)
3 DUKE (01/04/25)
1 LONGWOOD (12/29/24)
2 VIRGINIA (12/07/24)
2 at Boston College (12/21/24)
7 MISSISSIPPI ST. (11/22/24)
7 DUKE (01/04/25)
12 vs California Baptist (11/26/24)
14 at Virginia (01/15/25)

SMU When...	Overall			Home		Away		Neutral		Overtime		Conference			Home		Away		Overtime	
	W	L	Pct	W	L	W	L	W	L	W	L	W	L	Pct	W	L	W	L	W	L
Record	13	4	0.765	8	2	2	2	3				4	2	0.667	2	1	2	1		
Home	8	2	0.800	8	2							2	1	0.667	2	1				
Road	2	2	0.500			2	2					2	1	0.667			2	1		
Neutral	3	0	1.000					3				0	0	#DIV/0!						
Overtime	0	0	#DIV/0!									0	0	#DIV/0!						
Leads at half	11	1	0.917	8	1	2		1				4	0	1.000	2		2			
Trails at half	2	3	0.400		1		2	2				0	2	0.000		1		1		
Tied at half	0	0	#DIV/0!									0	0	#DIV/0!						
Leads with 5:00 left in 2nd half	13	0	1.000	8		2		3				4	0	1.000	2		2			
Trails with 5:00 left in 2nd half	0	4	0.000		2		2					0	2	0.000		1		1		
Tied with 5:00 left in 2nd half	0	0	#DIV/0!									0	0	#DIV/0!						
Scores 59 or less	1	0	1.000			1						1	0	1.000			1			
Scores 60-69	1	2	0.333	1	1		1					1	2	0.333	1	1		1		
Scores 70-79	3	2	0.600		1			3				0	0	#DIV/0!						
Scores 80-89	1	0	1.000	1								0	0	#DIV/0!						
Scores 90-99	3	0	1.000	3								1	0	1.000	1					
Scores 100+	4	0	1.000	3		1						1	0	1.000			1			
Opp. Scores 59 or less	2	0	1.000	1		1						2	0	1.000	1			1		
Opp. Scores 60-69	5	1	0.833	3			1	2				0	0	#DIV/0!				1		
Opp. Scores 70-79	5	0	1.000	3		1		1				2	0	1.000	1		1			
Opp. Scores 80-89	1	3	0.250	1	2		1					0	2	0.000		1			1	
Opp. Scores 90-99	0	0	#DIV/0!									0	0	#DIV/0!						
Opp. Scores 100+	0	0	#DIV/0!									0	0	#DIV/0!						
Margin is 3 pts or less	2	0	1.000			1		1				1	0	1.000				1		
Margin is 5 pts or less	2	1	0.667		1	1		1				1	0	1.000				1		
Margin is 9 pts or less	2	1	0.667		1	1		1				1	0	1.000				1		
Margin is 10+ pts	11	3	0.786	8	1	1	2	2				3	2	0.600	2	1	1	1		
Shoots better than the opp.	13	1	0.929	8	1	2		3				4	0	1.000	2		2			
Shoots worse than the opp.	0	3	0.000		1		2					0	2	0.000		1		1		
Shoots the same as opp.	0	0	#DIV/0!									0	0	#DIV/0!						
SMU 50%+ FG	7	1	0.875	5	1	1		1				2	0	1.000	1		1			
Opp. 50%+ FG	1	1	0.500		1			1				0	1	0.000		1				
Opp. at or below 40%	8	0	1.000	5		2		1				3	0	1.000	1		2			
Outrebounds opponent	10	2	0.833	7		1	2	2				2	1	0.667	1		1	1		
Outrebounded by opponent	1	2	0.333		2	1						1	1	0.500		1		1		
Rebounds are even	1	0	1.000	1								1	0	1.000	1					
Reb Differential +10 or more	5	0	1.000	4				1				1	0	1.000	1					
Reb Differential -10 or more	0	0	#DIV/0!									0	0	#DIV/0!						
Attempts more FTs	10	2	0.833	7	2			3				2	1	0.667	2	1				
Attempts less FTs	3	2	0.600	1		2	2					2	1	0.667			2	1		
Attempts the same FTs	0	0	#DIV/0!									0	0	#DIV/0!						
Attempts 20 or more FTs	8	3	0.727	6	2	1	1	1				1	2	0.333		1	1	1		
Opp. Attempts 20 or more FTs	6	3	0.667	5	1	1	2					2	1	0.667	1		1	1		
FTA differential +10 or more	2	0	1.000	2								0	0	#DIV/0!						
FTA differential -10 or more	1	0	1.000			1						1	0	1.000			1			
Plays AP ranked opp.	0	1	0.000		1							0	1	0.000		1				
Plays opponent receiving votes	1	2	0.333		2			1				0	1	0.000		1				
Plays during the day (pre 6pm start)	5	1	0.833	3	1	1		1				3	1	0.750	2	1	1	1		
Plays at night (6pm or later start)	8	3	0.727	5	1	1	2	2				1	1	0.500			1	1		
November	6	2	0.750	4	1		1	2				0	0	#DIV/0!						
December	5	0	1.000	3		1		1				2	0	1.000	1		1			
January	2	2	0.500	1	1	1	1					2	2	0.500	1	1	1	1		
February	0	0	#DIV/0!									0	0	#DIV/0!						
March	0	0	#DIV/0!									0	0	#DIV/0!						
April	0	0	#DIV/0!									0	0	#DIV/0!						
Has more turnovers	4	2	0.667	1	1	1	1	2				1	0	1.000			1			
Has less turnovers	8	1	0.889	6		1	1	1				3	1	0.750	2		1	1		
Turnovers are the same	1	1	0.500	1	1							0	1	0.000		1				
Has more Steals	7	2	0.778	5		1	2	1				2	1	0.667	1		1	1		
Has less Steals	5	2	0.714	2	2	1		2				1	1	0.500		1	1			
Steals are the same	1	0	1.000	1								1	0	1.000	1					
Points in paint - more	11	1	0.917	7		2	1	2				4	0	1.000	2		2			
Points in paint - less	1	2	0.333	1	2							0	1	0.000		1				
Points in paint - same	1	1	0.500					1	1			0	1	0.000					1	
Points off turnovers - more	9	1	0.900	6	1	1		2				3	1	0.750	2	1	1	1		
Points off turnovers - less	4	3	0.571	2	1	1	2	1				1	1	0.500			1	1		
Points off turnovers - same	0	0	#DIV/0!									0	0	#DIV/0!						
2nd chance points - more	9	1	0.900	6	1	1		2				3	1	0.750	2	1	1	1		
2nd chance points - less	4	2	0.667	2	1	1	1	1				1	0	1.000			1			
2nd chance points - same	0	1	0.000					1				0	1	0.000					1	
Bench points - more	9	2	0.818	5		1	2	3				2	1	0.667	1		1	1		
Bench points - less	4	2	0.667	3	2	1						2	1	0.667	1	1	1			
Bench points - same	0	0	#DIV/0!									0	0	#DIV/0!						
Makes more 3pt shots	9	0	1.000	6		2		1				3	0	1.000	1		2			
Makes less 3pt shots	4	4	0.500	2	2		2	2				1	2	0.333	1	1		1		
Makes same 3pt shots	0	0	#DIV/0!									0	0	#DIV/0!						
Has a player with a double-double	6	2	0.750	4	1		1	2				0	2	0.000		1	1	1		
Opp. has a player with a double-double	3	1	0.750	2	1	1						2	1	0.667	1	1	1			
Has 4 players with 10+ points	10	1	0.909	6	1	1		3				2	0	1.000	1		1			
Opp. has 4 players with 10+ points	2	2	0.500	2	1		1					1	0	1.000	1					

1 Tarleton State.....62 at SMU.....96 SMU Record 1-0

11/04/24 7:30 pm at Dallas, TX

Tarleton St. 0-1,0-0 WAC

#	Player	tot-fg		3-pt		rebounds		pf	tp	a	to	blk	s	min
		f	fga	f	fga	ft	fta							
03	Ronnie Harrison	f	0	4	0	0	0	0	1	0	1	0	0	16
23	Chris Mpaka	f	1	2	0	0	2	2	1	4	1	2	0	22
04	Jordan Mizell	g	3	11	0	0	2	2	3	2	4	0	2	22
11	Bubu Benjamin	g	3	11	1	5	14	16	3	1	4	3	2	38
21	Nick Kross	g	1	1	1	1	0	0	1	1	0	3	0	11
00	Izzy Miles	4	11	0	1	0	0	0	1	4	8	2	3	0
01	Matt Krass	4	7	2	3	0	0	0	1	1	10	0	4	1
08	Joseph Martinez	1	2	0	1	2	2	2	1	3	1	0	0	1
15	Caleb Evans	3	6	2	2	1	5	6	1	9	0	2	1	0
24	Roy Marom	0	0	0	0	0	0	0	0	0	0	0	0	2
TEAM														
Totals.....		18	49	6	13	20	24	9	20	29	16	62	8	23
TOTAL FG%		1st Half: 6-22	27.3%	2nd Half: 12-27	44.4%	Game: 36.7%		DEAD		REBS		200		
3-Pt. FG%		1st Half: 3-7	42.9%	2nd Half: 3-6	50.0%	Game: 46.2%		DEAD		REBS		2		
F Throw %		1st Half: 13-14	92.9%	2nd Half: 7-10	70.0%	Game: 83.3%		DEAD		REBS		4		

SMU 1-0,0-0 ACC

#	Player	tot-fg		3-pt		rebounds		pf	tp	a	to	blk	s	min
		f	fga	f	fga	ft	fta							
21	TRAORE, Yohan	f	3	6	1	3	5	2	4	6	3	10	1	26
33	CROSS, Matt	f	1	1	0	0	0	0	0	0	0	0	0	4
00	EDWARDS, B.J.	g	4	8	1	2	3	5	2	4	6	0	0	29
02	MILLER, Boopie	g	8	15	3	7	2	3	3	21	7	1	0	4
08	OQUENDO, Kario	g	6	10	2	5	2	2	3	3	6	1	0	24
03	HARRIS, Chuck	5	8	2	5	4	4	0	3	3	6	1	0	0
05	GORENER, Tibet	0	4	0	0	0	0	0	1	3	2	0	0	1
10	GEORGE, AJ	1	2	0	0	0	0	0	3	3	1	5	3	0
20	COLBERT, Jerrell	1	1	0	0	1	1	0	1	1	0	1	0	7
22	AMBROSE-HYLTON, Keon	5	7	0	1	2	4	1	5	1	12	0	3	2
31	UTTER, Trey	0	0	0	0	0	0	0	0	0	1	0	0	1
35	YOUNG, Jackson	1	1	1	1	0	0	0	0	0	0	0	0	0
TEAM														
Totals.....		34	63	11	26	17	22	13	22	35	18	96	20	13
TOTAL FG%		1st Half: 17-29	58.6%	2nd Half: 17-34	50.0%	Game: 54.0%		DEAD		REBS		200		
3-Pt. FG%		1st Half: 6-12	50.0%	2nd Half: 5-14	35.7%	Game: 42.3%		DEAD		REBS		2		
F Throw %		1st Half: 11-11	100%	2nd Half: 6-11	54.5%	Game: 77.3%		DEAD		REBS		1		

Officials: Patrick O'Connell,Jenna Reneau,Ron Groover Technicals: SMU-Oquendo; TEAM: Att: 5454 Tarleton St. 28 34 62 SMU 51 45 96

Points in paint-TSU 12,SMU 38. Points off turnovers-TSU 11,SMU 30. 2nd chance points-TSU 13,SMU 7. Fast break points-TSU 11,SMU 28. Bench points-TSU 30,SMU 36. Score tied-1 time. Lead changed-1 time. Last FG-TSU 2nd-00:25, SMU 2nd-00:46. Largest lead-TSU by 5 1st-18:23, SMU by 37 2nd-00:46. TSU led for 01:51. SMU led for 36:45. Game was tied for 01:24.

DALLAS — SMU opened with a 96-62 victory over Tarleton State. SMU used a 32-3 run, including a 22-0 stretch, to pull away early. SMU shot 54% while showcasing balanced scoring. Boopie Miller led SMU with 21 points and 7 assists. He was one of six SMU players to score in double figures. Chuck Harris added 16 points and 5 assists, while Kario Oquendo had 16 points and tied a career-high with 4 steals. The SMU defense was also impressive, forcing 23 turnovers (13 steals), and converting those into 30 points. SMU set the tone, as they held TSU to just 1-of-8 shooting during the 22-0 run. B.J. Edwards had a career-high 13 points, 6 rebounds and 4 steals. Yohan Traore added 10 points and 6 rebounds. SMU dominated in the paint, 38-12, and fastbreak points, 28-11. With SMU holding a commanding 51-28 lead at halftime, the second half was more of the same. SMU finished with 20 assists.

3 UNC Greensboro.....68 at SMU.....81 SMU Record 3-0

11/11/24 7:00 pm at Dallas, TX

UNC Greensboro 1-1,0-0 SoCon

#	Player	tot-fg		3-pt		rebounds		pf	tp	a	to	blk	s	min
		f	fga	f	fga	ft	fta							
12	Donovan Atwell	f	2	10	0	6	0	0	1	4	5	4	0	30
13	Miles Jones	f	4	0	0	0	0	2	8	10	4	0	1	22
22	Jalen Breath	f	4	5	0	0	1	2	1	2	5	9	0	0
03	Kenyon Giles	g	9	17	2	6	1	2	0	1	4	3	21	2
11	Donald Polite III	g	3	8	0	2	6	8	0	4	3	12	2	4
01	Demetrius Davis	0	6	0	0	0	0	2	0	2	3	0	0	0
04	Clinton Elinda	0	0	0	0	0	0	0	0	0	0	0	0	0
02	Mason So	0	0	0	0	0	0	0	0	0	0	0	0	0
14	Keyon Webb	0	0	0	0	0	0	0	0	0	0	0	0	0
20	Joryam Saisonou	4	4	1	1	1	2	0	4	4	2	4	4	1
24	Malik Henry	0	0	0	0	0	0	2	3	3	14	0	1	0
33	Muon Reath	0	0	0	0	0	0	0	1	1	0	0	0	0
34	Domas Kazonas	0	0	0	0	0	0	0	1	0	0	0	0	0
35	Akrum Ahemed	1	3	1	1	0	0	1	1	2	1	3	0	0
TEAM														
Totals.....		24	58	5	20	15	22	11	28	39	24	68	15	15
TOTAL FG%		1st Half: 15-36	41.7%	2nd Half: 9-22	40.9%	Game: 41.4%		DEAD		REBS		200		
3-Pt. FG%		1st Half: 3-11	27.3%	2nd Half: 2-9	22.2%	Game: 25.0%		DEAD		REBS		2		
F Throw %		1st Half: 2-4	50.0%	2nd Half: 13-18	72.2%	Game: 68.2%		DEAD		REBS		2		

SMU 3-0,0-0 ACC

#	Player	tot-fg		3-pt		rebounds		pf	tp	a	to	blk	s	min
		f	fga	f	fga	ft	fta							
21	TRAORE, Yohan	f	4	8	0	1	3	4	3	2	5	4	0	1
24	YIGITOGU, Samet	c	5	8	0	0	3	5	1	3	4	13	1	0
00	EDWARDS, B.J.	g	6	12	2	5	3	4	2	5	7	17	1	5
02	MILLER, Boopie	g	7	16	2	6	5	7	1	3	4	4	21	7
08	OQUENDO, Kario	g	1	4	0	2	2	0	4	0	5	3	1	0
03	HARRIS, Chuck	4	13	0	7	1	2	0	4	0	5	3	1	0
05	GORENER, Tibet	0	0	0	0	2	2	0	1	1	0	2	0	0
10	GEORGE, AJ	0	1	0	0	1	1	0	2	2	1	0	0	0
20	COLBERT, Jerrell	0	0	0	0	0	0	0	1	1	0	0	0	0
22	AMBROSE-HYLTON, Keon	3	0	0	2	0	0	1	2	3	1	0	0	0
33	CROSS, Matt	3	5	1	2	1	2	2	3	5	0	8	0	0
TEAM														
Totals.....		27	63	6	23	21	30	14	27	41	18	81	15	11
TOTAL FG%		1st Half: 15-37	40.5%	2nd Half: 12-26	46.2%	Game: 42.9%		DEAD		REBS		200		
3-Pt. FG%		1st Half: 5-15	33.3%	2nd Half: 1-8	12.5%	Game: 26.1%		DEAD		REBS		2		
F Throw %		1st Half: 6-7	85.7%	2nd Half: 15-23	65.2%	Game: 70.0%		DEAD		REBS		4		

Officials: Kellen Miliner,Tony Padilla,Bert Smith Technicals: None. Attendance: 4930 UNC Greensboro 35 33 68 SMU 41 40 81

Pts in paint-UNCG 28,SMU 34. Pts off turnovers-UNCG 12,SMU 19. 2nd chance points-UNCG 6,SMU 16. Fast break pts-UNCG 5,SMU 13. Bench pts-UNCG 21,SMU 20. Score tied-2 times. Lead changed-5 times. Last FG-UNCG 2nd-00:34, SMU 2nd-02:22. Largest lead-UNCG by 5 1st-18:49, SMU by 19 2nd-02:54. UNCG led for 04:44. SMU led for 33:35. Game was tied for 01:41.

DALLAS (AP) -- Boopie Miller scored 21 points with 7 assists, B. J. Edwards had 17 points, and SMU defeated UNC 81-68. Miller scored 13 in the 2nd half and SMU pushed a 6-point halftime lead to 14 points halfway through the period. Malik Henry threw down a dunk that got Greensboro within 65-54. Ronald Polite III added a layup for the Spartans before Samet Yigitoglu's dunk and FT started an 11-3 run capped by an Edwards 3-pointer to put the Mustangs up 78-59. Kenyon Giles scored 21 points, Henry 14 and Polite 12 for UNCG. Miles Jones grabbed 10 rebounds. A 3-pointer by Akrum Ahemed gave the Spartans a 24-23 lead with about 7 minutes left in the first half. B. J. Edwards then hit a 3 to put SMU up 26-24 and the Mustangs went on to lead 41-35 at halftime.

2 Florida A&M.....73 at SMU.....102 SMU Record 2-0

11/07/24 7:00 pm at Dallas, TX

Florida A&M 0-2,0-0 SWAC

#	Player	fg	fga	ft	fta	of	de	tot	pf	tp	a	to	blk	s	min
22	Tyler Shirley	f	2	5	0	2	1	1	1	1	6	2	5	0	29
35	Saiyd Burnside	f	3	4	0	0	1	3	1	2	3	4	7	2	23
02	Jordan Chatman	g	4	9	3	7	2	2	0	5	5	3	13	0	24
04	Sterling Young	g	5	17	3	8	2	2	0	0	0	15	3	1	0
05	Milton Matthews	g	2	5	2	4	5	1	1	2	4	10	2	5	0
01	Roderick Coffee III	0	1	0	1	0	0	0	0	0	0	0	0	0	2
03	Trey Lewis	0	2	0	2	2	2	0	1	1	0	2	2	1	7
08	Shagor O'Neal	2	4	0	0	2	4	2	3	5	1	6	1	2	0
10	Kaleb Washington	1	10	0	2	4	1	3	4	3	6	0	2	1	0
12	Miles Hall	0	1	0	0	0	1	1	1	0	2	2	1	0	0
23	Jasmine Charles	0	0	0	0	0	0	1	0	1	0	0	0	0	4
13	Jocoti Hendricks	1	2	1	2	2	0	1	1	0	5	0	0	0	0
24	Ja'Deryus Eatmon	1	2	1	0	0	1	0	0	2	2	0	2	2	1
	TEAM					3	3	6							13
	Totals.....	22	61	9	28	20	16	24	34	20	73	16	5	4	6
	TOTAL FG%.....	1st Half	8-31	25.8%	2nd Half	14-30	46.7%	Game	35	14	6	4	2	0	200

5 Prairie View A&M.....69 at SMU110 SMU Record 4-1

11/18/24 7:00 pm at Dallas, TX

Prairie View 1-3,0-0 SWAC

#	Player	tot-fg		3-pt		ft		rebounds		pf	tp	a	to	blk	s	min
		fg	fga	fg	fga	ft	fta	of	de							
00	Evan Williams	f	0	1	1	0	0	0	0	0	5	0	2	0	1	13
24	Marcel Bryant	f	2	8	0	2	1	2	4	1	5	4	0	0	1	24
11	Tanahj Pettway	g	6	15	2	8	6	7	2	2	2	20	1	1	0	32
12	Orlando Horton, Jr.	g	2	6	0	3	1	2	0	2	2	5	6	2	0	20
23	Nick Anderson	g	4	14	2	7	0	1	3	4	7	4	10	0	1	38
01	Jordan Tillmon	g	2	6	0	2	0	0	0	1	1	0	4	0	2	14
03	John-Paul Ricks	g	0	2	0	2	0	0	0	3	3	2	0	4	0	1
04	Braelon Bush	g	3	9	1	2	7	7	1	2	3	11	1	0	1	18
08	Chauncey Gibson	g	4	10	1	4	2	4	2	2	4	0	1	2	0	19
13	Elijah Terry	g	0	0	0	0	0	0	0	0	1	0	0	0	0	3
34	Ryan Bolton Jr.	g	0	0	0	0	0	1	0	1	4	0	2	1	0	7
TEAM																
Totals.....		23	71	6	31	17	23	15	18	33	25	69	14	15	3	200
TOTAL FG%		1st Half: 18-39	46.2%	2nd Half: 5-32	15.6%	Game: 32.4%	DEAD									
3-Pt. FG%		1st Half: 5-18	27.8%	2nd Half: 1-13	7.7%	Game: 19.4%	REBS									
F Throw %		1st Half: 5-6	83.3%	2nd Half: 12-17	70.6%	Game: 73.9%	3									

SMU 4-1,0-0 ACC

#	Player	f	fg	fga	ft	fta	of	de	tot	pf	a	to	blk	s	min			
21	TRAORE, Yohan	f	3	5	1	1	3	2	2	1	8	1	1	0	16			
24	YIGITOGU, Samet	c	3	6	0	5	6	4	5	9	2	11	2	1	15			
00	EDWARDS, B.J.	g	2	7	0	3	0	0	2	2	4	1	4	2	1	19		
02	MILLER, Boopie	g	6	11	1	2	0	0	2	2	4	13	4	1	0	2		
08	QUENDO, Kario	g	2	5	2	3	0	0	3	3	2	6	1	4	0	12		
03	HARRIS, Chuck	g	5	11	3	5	4	5	2	1	3	17	5	2	0	23		
05	GORENER, Tibet	g	3	7	1	4	0	0	1	0	1	2	7	1	0	1		
10	GEORGE, AJ	g	2	2	1	1	0	1	0	4	1	5	2	0	1	9		
20	COLBERT, Jerrell	g	2	4	0	0	4	4	2	4	6	3	8	1	0	19		
22	AMBROSE-HYLTON, Keon	g	3	8	1	2	7	8	4	2	6	0	14	2	2	0		
33	CROSS, Matt	g	6	8	2	4	3	4	3	9	12	3	17	2	1	21		
TEAM							3	2	5									
Totals.....			37	74	12	25	24	31	23	36	59	20	110	25	14	8	8	200
TOTAL FG%			1st Half: 17-33	51.5%	2nd Half: 20-41	48.8%	Game: 50.0%	DEAD										
3-Pt. FG%			1st Half: 9-13	69.2%	2nd Half: 3-12	25.0%	Game: 48.0%	REBS										
F Throw %			1st Half: 8-11	72.7%	2nd Half: 16-20	80.0%	Game: 77.4%	3										
Officials: Adam Flore, Chase Shaw, Ted Valentine																		
Technical: None																		
Attendance: 5056																		

Points in paint-PVAM 24,SMU 44. Pts off turnovers-PVAM 17,SMU 24. 2nd chance pts-PVAM 12,SMU 22. Fast break pts-PVAM 13,SMU 15. Bench pts-PVAM 29,SMU 68. Score tied-2 times. Lead changed-3 times. Last FG-PVAM 2nd-03:13, SMU 2nd-00:27. Largest lead-PVAM by 7 1st-16:57, SMU by 41 2nd-01:38. PVAM led for 03:50. SMU led for 34:57. Game was tied for 01:13.

DALLAS (AP) -- Matt Cross scored 17 points with 12 rebounds, Chuck Harris scored 17 with 5 assists and SMU outscored Prairie View A&M by 36 in the second half of a 110-69 victory. SMU took a 51-46 lead into intermission. The second half was a different story. Jerrell Colbert followed his dunk with a tip-in as SMU scored the first 7 points of second half go up 12. SMU led by 20 at 9:52 mark and 30 with 7:22 left. SMU reached the century mark with 3:59 left, going up by 37. Cross made 6-8 shots with two 3FGs for SMU. Harris made 5-11 shots (3-5 on 3FGs). Keon Ambrose-Hylton hit 7-8 free throws, scoring 14 with 6 rebounds. Boopie Miller added 13 points and 4 assists. Samet Yigitoglu just missed a double-double with 11 points and 9 boards. Tanahj Pettway scored 20 to lead PVAM. Braelon Bush and Chauncey Gibson scored 14 and 11, respectively. Nick Anderston had 10 points and 7 boards.

7 Cal Baptist77 vs SMU79 SMU Record 5-2

11/26/24 6:30 pm at Palm Desert, CA - Acrisure Holiday Invitational Semifinal

California Baptist 4-3,0-0 WAC

#	Player	tot-fg		3-pt		ft		rebounds		pf	tp	a	to	blk	s	min
		fg	fga	fg	fga	ft	fta	of	de							
25	Kendal Coleman	f	12	16	6	8	2	4	1	5	6	1	32	1	0	35
14	AJ Braun	c	5	11	0	0	2	2	1	3	4	12	1	0	0	26
01	Dominique Daniels Jr	g	6	16	1	3	3	5	0	1	2	2	6	3	2	0
20	Sam Silverstein	g	2	6	2	3	0	0	3	3	3	6	3	2	1	34
33	Marlet Williams	g	2	3	0	0	0	0	1	2	0	4	0	2	0	1
04	Brantly Stevenson	g	0	2	0	0	1	2	0	0	0	1	0	0	1	6
10	Adam Moussa	g	0	2	0	2	0	0	0	2	3	1	0	8	2	0
13	Javontae Johnson	g	1	2	0	1	0	0	1	2	3	0	2	1	0	14
42	Bradey Henige	g	2	2	0	0	0	0	0	0	1	4	0	1	0	11
TEAM																
Totals.....		30	58	9	17	8	13	9	18	27	12	77	17	9	3	200
TOTAL FG%		1st Half: 14-29	48.3%	2nd Half: 16-29	55.2%	Game: 51.7%	DEAD									
3-Pt. FG%		1st Half: 2-7	28.6%	2nd Half: 7-10	70.0%	Game: 52.9%	REBS									
F Throw %		1st Half: 2-6	33.3%	2nd Half: 6-7	85.7%	Game: 61.5%	4									

SMU 5-2,0-0 ACC

#	Player	tot-fg		3-pt		ft		rebounds		pf	tp	a	to	blk	s	min
		fg	fga	fg	fga	ft	fta	of	de							
21	TRAORE, Yohan	f	2	8	1	5	6	8	2	2	0	12	0	0	0	28
33	CROSS, Matt	f	3	4	1	1	0	0	2	6	8	1	7	1	0	2
24	YIGITOGU, Samet	c	4	6	0	1	2	2	1	3	4	9	2	2	2	31
00	EDWARDS, B.J.	g	7	10	1	4	2	2	1	1	17	4	0	0	3	21
02	MILLER, Boopie	g	6	14	1	4	3	4	2	3	5	1	17	5	2	0
03	HARRIS, Chuck	g	2	4	0	1	0	0	1	1	2	4	0	1	0	1
05	GORENER, Tibet	g	0	0	0	0	0	0	1	1	2	0	0	0	0	5
08	QUENDO, Kario	g	5	6	3	4	1	2	0	2	2	1	14	0	0	0
10	GEORGE, AJ	g	0	0	0	0	0	0	0	0	0	0	0	0	0	1
20	COLBERT, Jerrell	g	0	1	0	0	0	0	1	0	1	2	0	0	3	2
22	AMBROSE-HYLTON, Keon	g	0	2	0	1	0	0	0	2	2	0	0	0	0	4
TEAM																
Totals.....		29	55	8	20	13	18	10	20	30	12	79	12	11	6	200

TOTAL FG%	1st Half: 17-32	53.1%	2nd Half: 12-23	52.2%	Game: 52.7%	DEAD
3-Pt. FG%	1st Half: 6-13	46.2%	2nd Half: 2-7	28.6%	Game: 40.0%	REBS
F Throw %	1st Half: 5-8	62.5%	2nd Half: 8-10	80.0%	Game: 72.2%	3

Officials: Nomi Kidwai,Kirk Smith,John Hampton Technical: None. Attendance: 536
California Baptist 32 45 77
SMU 45 34 79
Points in the paint-CBU 40,SMU 40. Points off turnovers-CBU 11,SMU 11. 2nd chance points-CBU 12,SMU 15. Fast break points-CBU 3,SMU 9. Bench points-CBU 7,SMU 18. Score tied-8 times. Lead changed-2 times. Last FG-CBU 2nd-00:15, SMU 2nd-00:02. Largest lead-CBU by 1 1st-19:04, SMU by 16 2nd-18:49. CBU led for 00:32. SMU led for 34:18. Game was tied for 04:57.

PALM SPRINGS, CA (AP) -- Boopie Miller's basket with 2.1 seconds left gave SMU a 79-77 win over California Baptist after the Mustangs blew a 16-point second-half lead. The Lancers rallied behind Kendal Coleman, who scored 25 of his career-high 32 points in the second half when they tied the game seven times, the final time on Dominique Daniels Jr.'s drive with 15.7 seconds left. Out of an SMU timeout, Miller took the inbound pass and worked the clock down before coming off a ball screen and putting in about a 10-foot floater. B.J. Edwards scored 17 points, Miller 16, Kario Oquendo 14 and Yohan Traore 10 for the Mustangs, who shot 53% and made 8 of 20 3-point tries. Coleman was 12-of-16 shooting, making 6 of 8 from three, in leading the Lancers. Daniels added 16 points and AJ Braun 12. California Baptist shot 52%. SMU led almost the entire first half and outscored Lancers 11-4 to end the half for a 45-32 lead.

6 [rv/rv] Mississippi State84 at SMU79 SMU Record 4-2

11/22/24 7:30 pm at Dallas, TX

Mississippi St. 5-0,0-0 SEC

#	Player	f	fg	fga	ft	fta	of	de	tot	pf	tp	a	to	blk	s	min
04	Cameron Matthews	f	3	6	0	1	0	0	2	3	5	3	6	0	0	31
23	Michael Nwoko	c	1	3	0	0	0	0	2	2	4	5	2	0	0	11
01	Kanye Clary	g	2	6	1	2	3	4	0	1	0	3	3	2	8	0
05	Shawn Jones, Jr.	g	0	0	0	0	0	0	1	0	0	0	1	0	0	1
12	Josh Hubbard	g	4	18	2	10	4	4	0	0	0	2	14	5	0	7
00	Claudell Harris Jr.	g	4	8	2	6	0	0	0	1	10	0	0	0	2	16
02	Riley Kugel	g	4	6	1	2	4	7	4	2	6	1	13	1	0	1
22	KeShawn Murphy	g	6	12	2	3	2	4	1	6	7	5	15	1	2	3
03	RJ Melendez	g	4	8	1	2	6	6	2	3	5	3	16	1	0	0
34	Gai Chol	g	0	1	0	0	0	0	0	0	1	0	0	0	0	0
	TEAM								4	2	6					2
	Totals.....		28	68	9	26	19	25	16	21	37	23	84	20	7	3
	TOTAL FG%		1st Half: 12-38		31.6%	2nd Half:	16-30		53.3%	Game:	41.2%	200				
	3-PT FG%		1st Half: 3-13		23.1%	2nd Half:	6-13		46.2%	Game:	34.6%	REBS				
	F Throw %		1st Half: 6-8		75.0%	2nd Half:	13-17		76.5%	Game:	76.0%	3				

9 Alabama State72 at SMU101 SMU Record 7-2

12/03/24 7:00 pm at Dallas, TX

Alabama St. 3-5,0-0 SWAC

#	Player	f	fg	ft	3-pt	rebounds	pf	tp	a	to	blk	s	min
25	Jasteven Walker	f	2	0	0	6	0	2	3	1	4	3	23
35	Ubong Okon	c	0	7	0	0	0	1	1	2	3	0	14
01	Amarr Knox	g	6	12	4	6	1	0	4	17	3	0	15
03	CJ Hines	g	3	9	1	4	0	2	0	0	2	0	17
20	D'Ante "TJ" Madlock	g	2	7	1	3	2	0	2	4	6	1	12
02	Ante Bass	1	3	1	3	2	0	1	1	4	3	0	11
04	Mich Simpson	0	6	0	3	2	0	3	3	2	2	0	19
02	Mario Andrews	0	1	1	0	1	0	2	2	1	1	0	19
05	Tyler Mack	3	7	3	7	0	5	6	0	1	0	1	31
10	Jalen Keago	3	7	1	5	2	3	0	1	1	1	0	18
12	Shawn Fulcher	4	9	1	4	3	0	1	1	1	1	0	15

TOTAL FG%	1st Half: 13-39	33.3%	2nd Half: 11-30	36.7%	Game: 34.8%	DEAD	200
3-PT FG%	1st Half: 10-27	37.0%	2nd Half: 3-14	21.4%	Game: 31.7%	REBS	2
F Throw %	1st Half: 3-5	60.0%	2nd Half: 8-11	72.7%	Game: 68.8%		

SMU 7-2,0-0 ACC

#	Player	f	fg	ft	3-pt	rebounds	pf	tp	a	to	blk	s	min
21	TRAORE, Yohan	f	4	6	0	3	6	1	11	2	0	0	14
33	CROSS, Matt	f	7	7	2	5	2	1	12	2	0	0	26
24	YIGITOGU, Samet	c	4	7	0	1	3	0	12	1	1	0	19
00	EDWARDS, B.J.	c	5	8	0	1	2	0	11	5	0	2	25
02	MILLER, Boopie	g	1	12	0	7	2	2	4	1	4	1	22
03	HARRIS, Chuck	1	4	8	2	4	2	1	3	12	3	2	21
05	GORENER, Tibet	1	1	3	0	0	0	0	2	3	0	0	14
08	OQUENDO, Kario	7	8	4	5	2	3	0	2	2	0	1	16
10	GEORGE, AJ	1	3	1	2	1	2	0	1	4	0	0	8
22	COLBERT, Jerrell	2	3	0	0	6	4	3	7	2	10	0	14
22	AMBROSE-HYLTON, Keon	0	4	0	1	2	2	0	5	0	1	0	15

TOTAL FG%	1st Half: 17-35	48.6%	2nd Half: 16-34	47.1%	Game: 47.8%	DEAD	200
3-PT FG%	1st Half: 5-17	29.4%	2nd Half: 5-12	41.7%	Game: 34.5%	REBS	3
F Throw %	1st Half: 10-13	76.9%	2nd Half: 15-21	71.4%	Game: 73.5%		

Officials: Clare Aubry,John Gaffney,Jermel Spearman Technicals: None. Attendance: 5025
Alabama St. 39 32 72
SMU 49 52 101
Points in paint-ALST 10,SMU 44. Points off turnovers-ALST 14,SMU 13. 2nd chance points-ALST 8,SMU 24.
Fast break points-ALST 6,SMU 29. Bench points-ALST 36,SMU 51. Score tied-2 times. Lead changed-6 times.
Last FG-ALST 2nd-01:23, SMU 2nd-01:00. Largest lead-ALST by 4 1st-13:55, SMU by 31 2nd-01:45.
ALST led for 05:00. SMU led for 34:05. Game was tied for 00:55.

DALLAS (AP) -- Kario Oquendo hit four 3-pointers and scored 20 points on 7-of-8 shooting to lead seven players scoring in double figures as SMU beat Alabama State 101-72. Chuck Harris, Matt Cross and Samet Yigitoglu scored 12 points apiece for SMU. B.J. Edwards and Yohan Traore each added 11 points and Jerrell Colbert scored 10. Amarr Knox scored 17 points and Shawn Fulcher added 12 for ASU. Oquendo, Cross & Harris each hit a 3FG in an 11-0 run that gave SMU the lead for good and made it 25-18 with 11:33 left in the half. Tyler Mack made 3-pointers 19 seconds apart to pull ASU with-in two, but SMU scored 13 of the next 15 points before Fulcher hit a 3 for ASU to make it 49-39 at half-time. Traore threw down a dunk to open the second and SMU led by double figures the rest of the way.

11 [-/tv] LSU64 vs SMU74 SMU Record 9-2

12/14/24 3:00 pm at Frisco, TX (Comerica Center) - Compete 4 Cause Classic

LSU 8-2,0-0 SEC

#	Player	f	fg	ft	3-pt	rebounds	pf	tp	a	to	blk	s	min
10	Damion Collins	f	3	8	0	0	1	3	1	4	5	2	30
11	Corey Chest	f	3	8	0	0	0	3	8	13	3	6	1
01	Jordan Sears	g	7	13	1	4	6	7	1	3	3	2	34
04	Dji Bailey	g	3	7	2	3	4	1	3	4	0	13	39
05	Cam Carter	g	3	11	0	3	4	0	2	2	2	11	6
00	Victorius Miller	1	4	0	2	0	0	0	1	3	2	0	15
03	Curtis Givens III	0	1	0	0	0	0	0	0	0	0	0	6
06	Robert Miller III	1	2	0	0	0	0	1	2	2	0	1	10

TOTAL FG%	1st Half: 13-29	44.8%	2nd Half: 10-25	40.0%	Game: 42.6%	DEAD	200
3-PT FG%	1st Half: 2-7	28.6%	2nd Half: 2-8	25.0%	Game: 26.7%	REBS	0
F Throw %	1st Half: 5-6	83.3%	2nd Half: 9-12	75.0%	Game: 77.8%		

SMU 9-2,1-0 ACC

#	Player	f	fg	ft	3-pt	rebounds	pf	tp	a	to	blk	s	min
21	TRAORE, Yohan	f	2	5	0	0	2	0	2	1	4	1	0
33	CROSS, Matt	f	6	12	1	2	3	6	7	9	16	2	1
24	YIGITOGU, Samet	c	4	8	0	1	4	6	1	3	4	12	2
00	EDWARDS, B.J.	c	3	11	1	1	5	6	0	8	2	12	6
02	MILLER, Boopie	g	3	11	1	4	2	2	0	0	2	9	7
03	HARRIS, Chuck	4	8	3	4	0	0	1	1	2	11	1	1
08	OQUENDO, Kario	2	9	0	3	0	0	1	2	3	0	4	1
20	COLBERT, Jerrell	1	1	0	0	0	1	1	1	2	0	0	7
22	AMBROSE-HYLTON, Keon	2	2	0	0	0	0	1	1	2	0	0	0

TOTAL FG%	1st Half: 11-33	33.3%	2nd Half: 16-27	59.3%	Game: 45.0%	DEAD	200
3-PT FG%	1st Half: 3-10	30.0%	2nd Half: 3-6	50.0%	Game: 37.5%	REBS	5
F Throw %	1st Half: 2-6	33.3%	2nd Half: 12-17	70.6%	Game: 60.9%		

Officials: KB Burdett,Matt Potter,Ted Valentine Technicals: LSU-Miller. SMU-YIGITOGU. Attendance: 3479
LSU 33 31 64
SMU 27 47 74
Points in the paint-LSU 26,SMU 42. Points off turnovers-LSU 13,SMU 16. 2nd chance points-LSU 10,SMU 5.
Fast break points-LSU 13,SMU 12. Bench points-LSU 4,SMU 21. Score tied-4 times. Lead changed-3 times.
Last FG-LSU 2nd-01:47, SMU 2nd-01:31. Largest lead-LSU by 9 1st-06:06, SMU by 12 2nd-11:01.
LSU led for 18:57. SMU led for 17:34. Game was tied for 03:29.

FRISCO, Texas (AP) -- Matt Cross scored 16 points and tied a career-high with 16 rebounds and SMU used a strong second half to win its fifth straight game, beating LSU 74-64 in the Compete 4 Cause Classic at the Comerica Center. It was Cross' third double-double of the season. B.J. Edwards and Samet Yigitoglu each scored 12 and reserve Chuck Harris scored 11 for the Mustangs. ordan Sears scored 21 points, Dji Bailey 13 and Cam Carter 11 for LSU. SMU ended the Tigers' four-game win streak. After trailing 33-27 at halftime, SMU used an 8-2 run out of intermission with Yigitoglu making a jump shot followed by consecutive layups by Cross, Yohan Traore and Edwards. Later, Cross made a 3, Jerrell Colbert threw down a dunk, Harris hit a 3, Kario Oquendo and Edwards dunked and Cross added a layup to create a 14-0 run that made for a 51-39 lead with 11:01 remaining. Cam Carter's 3 capped an 8-3 run for the Tigers to bring them within 58-52, but Harris made a 3 and Boopie Miller made two foul shots to extend the lead to 63-52. LSU staged another rally, this time getting within 66-63 on Damion Collins' jump shot with 1:47 left before LSU sealed it by going 7 for 8 from the foul line.

10 Virginia.....51 at SMU63 SMU Record 8-2, 1-0 ACC

12/07/24 1:15 pm at Dallas, TX

Virginia 5-4,0-1 ACC

#	Player	f	fg	ft	3-pt	rebounds	pf	tp	a	to	blk	s	min
00	Elajah Buchanan	f	1	4	0	0	2	2	1	2	3	2	25
02	Elajah Saunders	f	0	6	0	0	2	3	4	0	3	4	0
04	Andrew Rohde	g	3	8	0	0	2	2	0	2	1	0	1
07	Dai Dai Ames	g	1	3	0	0	0	0	0	0	0	0	1
08	Isaac McKneely	g	5	12	4	8	3	3	1	3	2	17	3
05	Jacob Coffie	3	6	1	2	1	1	1	0	3	2	8	3
09	Ishan Sharma	1	3	1	2	0	1	0	0	4	4	3	0
10	Taine Murray	1	2	0	1	0	0	0	4	3	2	1	1
21	Anthony Robinson	0	0	0	0	0	0	0	0	0	0	0	0
23	TJ Power	1	3	1	2	0	0	0	0	1	3	0	1

TOTAL FG%	1st Half: 11-27	40.7%	2nd Half: 5-20	25.0%	Game: 34.0%	DEAD	200
3-PT FG%	1st Half: 5-9	55.6%	2nd Half: 3-10	30.0%	Game: 42.1%	REBS	1
F Throw %	1st Half: 1-2	50.0%	2nd Half: 10-10	100%	Game: 91.7%		

SMU 8-2,1-0 ACC

#	Player	f	fg	ft	3-pt	rebounds	pf	tp	a	to	blk	s	min
21	TRAORE, Yohan	f	0	2	0	1	0	3	1	0	1	0	0
33	CROSS, Matt	f	7	9	1	6	1	0	2	4	1	5	6
24	YIGITOGU, Samet	c	0	0	0	0	0	0	0	0	0	0	0
00	EDWARDS, B.J.	g	0	3	0	1	0	0	0	2	2	0	0
02	MILLER, Boopie	g	3	9	1	5	3	3	0	3	3	9	4
03	HARRIS, Chuck	2	7	1	5	4	0	1	2	9	2	0	0
08	OQUENDO, Kario	6	10	4	6	5	6	1	5	6	1	21	0
20	COLBERT, Jerrell	1	1	0	0	0	0	2	1	1	0	2	0
22	AMBROSE-HYLTON, Keon	0	0	0	0	0	0	0	0	0	0	0	0

TOTAL FG%	1st Half: 12-28	42.9%	2nd Half: 9-21	42.9%	Game: 42.9%	DEAD	200
3-PT FG%	1st Half: 3-12	25.0%	2nd Half: 3-12	25.0%	Game: 25.0%	REBS	3
F Throw %	1st Half: 3-5	60.0%	2nd Half: 12-15	80.0%	Game: 75.0%		

Officials: Ryan Sassano,Tony Henderson,Lee Cassell Technicals: None. Attendance: 5189
Virginia 28 23 51
SMU 30 33 63
Points in the paint-UVA 10,SMU 30. Points off turnovers-UVA 13,SMU 18. 2nd chance points-UVA 2,SMU 6.
Fast break points-UVA 0,SMU 9. Bench points-UVA 16,SMU 32. Score tied-5 times. Lead changed-13 times.
Last FG-UVA 2nd-10:19, SMU 2nd-02:33. Largest lead-UVA by 7 2nd-10:19, SMU by 12 2nd-00:30.
UVA led for 14:09. SMU led for 22:09. Game was tied for 03:42.

DALLAS (AP) -- Kario Oquendo scored 21 points and SMU held Virginia without a field goal over the final 10 minutes of a 63-51 victory over the Cavaliers. SMU led by two points at halftime, then Virginia's Isaac McKneely converted a four-point play and followed it up with a 3-pointer to give the Cavaliers a 45-38 lead with just over 10 minutes to go. They did not make another field goal. The Cavaliers missed their final nine shots but were still behind by only three points with 2 1/2 minutes to go. But they did not score again, missing three shots and not attempting a free throw. They had three turnovers in that final stretch. Samet Yigitoglu had 16 points and Matt Cross grabbed 10 rebounds for SMU. McKneely led Virginia with 17 points. Chuck Harris hit a 3-pointer for a 28-19 SMU lead with 5 1/2 minutes left in the first half. Virginia then hit three 3-pointers in four attempts and closed to within 30-28 at halftime. Yigitoglu made 6 of 7 shots and scored 14 points in the first half.

12 SMU103 at Boston College77 SMU Record 10-2, 2-0 ACC

12/21/24 12:00 pm at Boston, MA

SMU 10-2,2-0 ACC

#	Player	f	fg	ft	3-pt	rebounds	pf	tp	a	to	blk	s	min
21	TRAORE, Yohan	f	3	4	0	3	1	2	0	4	4	8	2
33	CROSS, Matt	f	7	9	3	3	3	0	4	8	2	2	0
24	YIGITOGU, Samet	c	0	0	0	0	0	0	0	2	2	4	0
00	EDWARDS, B.J.	g	6	8	1	2	3	3	0	2	2	1	16
02	MILLER, Boopie	g	7	15	1	4	5	0	1	1	1	18	7
03	HARRIS, Chuck	4	7	4	5	2	2	0	0	1	1	14	0
05	GORENER, Tibet	0	1	0	0	0	0	0	1	1	0	0	0
08	OQUENDO, Kario	1	2	0	0	1	2	2	0	1	1	3	4
10	GEORGE, AJ	0	0	0	0	1	2	0	0	1	1	0	0
20	COLBERT, Jerrell	6	8	0	0	0	1	2	4	6	0	13	1
22	AMBROSE-HYLTON, Keon	3	4	0	0	0	1	2	3	0	6	1	0
35	YOUNG, Jackson	1	1	1	1	0	0	0	0	0	3	0	0

TOTAL FG%	1st Half: 16-27	59.3%	2nd Half: 22-32	68.8%	Game: 64.4%	DEAD	200
3-PT FG%	1st Half: 5-6	83.3%	2nd Half: 6-10	60.0%	Game: 68.8%	REBS	2
F Throw %	1st Half: 10-13	76.9%	2nd Half: 6-7	85.7%	Game: 80.0%		

Boston College 7-5,0-2 ACC

#	Player	f	fg	ft	3-pt	rebounds	pf	tp	a	to	blk	s
---	--------	---	----	----	------	----------	----	----	---	----	-----	---

13 Longwood.....82 SMU Record at SMU.....98 11-2

12/29/24 1:00 pm at Dallas, TX

Longwood 11-4

#	Player	f	g	fga	ft	fta	of	de	tot	pf	tp	a	to	blk	s	min
24	Michael Christmas	f	4	11	0	0	2	4	6	2	9	0	2	0	0	30
35	Elijah Tucker	f	8	16	0	4	3	3	6	1	20	0	0	0	0	24
01	Kyrell Luc	g	6	9	0	2	2	2	4	3	2	5	2	0	3	29
03	Colby Garland	g	6	14	0	0	1	0	1	0	19	11	2	0	1	34
14	Angelo Brizzi	g	0	1	0	0	0	0	0	3	0	1	1	0	1	11
00	Johan Nziemi	g	4	8	0	0	1	3	4	1	9	0	1	1	2	16
04	Emanuel Richards	g	4	7	2	3	2	3	1	4	3	12	2	0	0	24
05	KJ McClurg	g	0	1	0	0	0	1	0	1	0	0	3	0	1	12
08	Leo Nordberg	g	0	0	0	0	0	0	0	0	0	0	0	0	0	1
11	Trey Hicks	g	0	0	0	0	0	0	0	0	0	0	0	0	0	1
22	D.J. Jefferson	g	3	5	1	2	0	0	1	0	7	2	1	0	1	12
24	Jaylen Benard	g	0	0	0	0	0	0	0	4	0	1	0	0	0	6
TEAM							2	1	3							
Totals.....		34	72	4	14	10	15	15	30	21	82	21	13	1	10	200
TOTAL FG%	1st Half: 17-33	51.5%	2nd Half: 17-39	43.6%	Game: 47.2%	DEAD										
3-Pt. FG%	1st Half: 3-5	60.0%	2nd Half: 1-9	11.1%	Game: 28.6%	REBS										
F Throw %	1st Half: 6-8	75.0%	2nd Half: 4-6	66.7%	Game: 71.4%											2

SMU 11-2

#	Player	f	g	fga	ft	fta	of	de	tot	pf	tp	a	to	blk	s	min
21	TRAORE, Yohan	f	7	10	2	4	4	4	8	11	2	20	0	1	0	28
33	CROSS, Matt	f	6	10	2	5	5	6	11	4	0	19	4	2	1	31
24	YIGITOGU, Samet	c	0	0	0	0	3	4	7	6	8	4	3	1	2	0
00	EDWARDS, B.J.	g	3	5	0	1	0	0	1	1	1	6	5	3	1	28
02	MILLER, Boopie	g	6	7	2	2	10	12	5	5	2	24	7	4	0	2
03	HARRIS, Chuck	g	4	8	2	4	2	3	5	0	1	12	1	2	0	22
05	GORENER, Tibet	g	0	0	0	0	0	0	0	0	1	9	0	0	0	2
08	GOJENED, Kario	g	3	7	1	3	2	2	0	1	1	9	0	0	0	2
10	GEORGE, AJ	g	1	1	0	0	0	0	0	0	0	0	0	0	0	2
20	COLBERT, Jerrell	g	1	1	0	0	0	0	0	0	3	2	0	3	2	0
22	AMBROSE-HYLTON, Keon	g	1	1	1	1	0	0	0	0	3	0	1	0	0	8
TEAM							2	1	3							
Totals.....		31	50	10	20	26	8	25	33	14	98	18	20	4	7	200
TOTAL FG%	1st Half: 14-24	58.3%	2nd Half: 17-26	65.4%	Game: 62.0%	DEAD										
3-Pt. FG%	1st Half: 4-8	50.0%	2nd Half: 6-12	50.0%	Game: 50.0%	REBS										
F Throw %	1st Half: 13-16	81.3%	2nd Half: 13-15	86.7%	Game: 83.9%											1

Officials: Ben Stirt,Brook Wells,Kipp Kissingner Technicals: Longwood-Colby Garland Attendance: 5220
Longwood 43 39 82
SMU 45 53 98

Points in the paint-LWU 40,SMU 36. Points off turnovers-LWU 29,SMU 18. 2nd chance points-LWU 9,SMU 10. Fast break points-LWU 6,SMU 18. Bench points-LWU 28,SMU 26. Score tied-4 times. Lead changed-13 times. Last FG-LWU 2nd-00:13, SMU 2nd-01:07. Largest lead-LWU by 3 1st-18:58, SMU by 25 2nd-05:37. LWU led for 05:19. SMU led for 33:14. Game was tied for 01:27.

DALLAS (AP) -- Boopie Miller scored 24 points and added 7 assists and Yohan Traore posted 20 points and 11 rebounds as SMU won 98-82 over Longwood. SMU shot 62%, knocking down 10-20 from behind the 3-point arc. Longwood stayed close by taking advantage of 20 SMU turnovers and 10 steals. Elijah Tucker's jumper with 11:37 left pulled LU within 69-62, but SMU answered with a 14-1 run for a 20-point lead. Miller knocked down 6-7 FGs, including both 3FG attempts, and was 10-12 at the FT line. Traore was 7-10 from the floor, including 2-4 from deep, and 4-4 at the line. Matt Cross added 19 points and Chuck Harris chipped in 12 points. Tucker finished with 20 points and 6 rebounds to lead LU. Coby Garland posted 19 points and 11 assists and Emanuel Richards finished with 12 points.

15 SMU67 SMU Record at North Carolina.....82 11-4, 2-2 ACC

01/07/25 9:00 pm at Chapel Hill, NC

SMU 11-4,2-2 ACC

#	Player	f	g	fga	ft	fta	of	de	tot	pf	tp	a	to	blk	s	min
21	TRAORE, Yohan	f	5	10	0	1	2	0	2	3	3	1	3	0	1	0
33	CROSS, Matt	f	5	11	0	3	1	2	3	8	11	3	13	4	2	0
24	YIGITOGU, Samet	c	2	7	0	0	0	4	3	7	4	4	0	2	0	1
00	EDWARDS, B.J.	g	5	13	0	2	5	6	0	2	2	15	1	0	0	2
02	MILLER, Boopie	g	3	15	0	2	3	4	1	3	4	2	9	3	1	0
03	HARRIS, Chuck	g	6	13	3	8	3	4	2	2	4	1	18	1	2	0
05	GORENER, Tibet	g	0	1	0	1	0	1	0	1	0	0	0	0	0	1
08	GOJENED, Kario	g	1	4	0	1	3	3	1	3	4	1	5	0	1	1
20	COLBERT, Jerrell	g	0	0	0	0	0	0	0	0	0	0	0	3	2	0
22	AMBROSE-HYLTON, Keon	g	0	0	0	0	0	0	0	2	2	0	0	0	1	10
TEAM							3	2	5							
Totals.....		23	69	4	18	17	15	26	41	15	67	7	11	4	11	200
TOTAL FG%	1st Half: 8-22	25.0%	2nd Half: 15-37	40.5%	Game: 33.3%	DEAD										
3-Pt. FG%	1st Half: 2-11	18.2%	2nd Half: 2-7	28.6%	Game: 22.2%	REBS										
F Throw %	1st Half: 6-8	75.0%	2nd Half: 11-13	84.6%	Game: 81.0%											3

North Carolina 10-6,3-1 ACC

#	Player	f	g	fga	ft	fta	of	de	tot	pf	tp	a	to	blk	s	min
13	Drake Powell	f	6	13	4	6	1	3	4	3	17	2	3	1	1	35
03	Elliott Wade	f	1	1	1	0	0	0	0	3	3	3	1	4	0	15
04	RJ Davis	g	3	6	1	1	0	0	0	2	3	7	1	1	0	1
11	James Jackson	g	5	11	3	6	7	9	0	5	5	4	26	4	1	0
02	James Brown	g	0	0	0	0	0	0	0	1	6	7	1	4	0	1
07	Seth Trimble	g	0	3	0	0	0	1	0	2	2	0	0	0	1	0
22	Ven-Allen Lubin	g	3	4	0	1	2	1	1	2	1	7	2	1	0	1
24	JaeLyn Withers	g	2	4	0	1	3	3	1	2	3	2	7	2	1	15
TEAM							3	8	11							
Totals.....		27	57	11	22	17	24	32	39	18	82	17	14	7	8	200
TOTAL FG%	1st Half: 13-31	41.9%	2nd Half: 14-26	53.8%	Game: 47.4%	DEAD										
3-Pt. FG%	1st Half: 7-12	58.3%	2nd Half: 4-10	40.0%	Game: 50.0%	REBS										
F Throw %	1st Half: 6-11	54.5%	2nd Half: 11-13	84.6%	Game: 70.8%											4

Officials: Eric Lewis,Tommy Morrissey,Bill Covington Technicals: SMU-TEAM Attendance: 19594
SMU 24 43 67
North Carolina 29 43 82
Points in the paint-SMU 26,UNC 26. Points off turnovers-SMU 14,UNC 18. 2nd chance points-SMU 10,UNC 10. Fast break points-SMU 7,UNC 15. Bench points-SMU 23,UNC 14. Score tied-1 time. Lead changed-0 times. Last FG-SMU 2nd-00:49, UNC 2nd-00:11. Largest lead-SMU None, UNC by 25 2nd-12:32. SMU led for 00:00. UNC led for 39:13. Game was tied for 00:47.

CHAPEL HILL, N.C. (AP) -- RJ Davis scored 26 points and Ian Jackson scored 18 points and North Carolina controlled SMU for an 82-67 win in a contest it never trailed. Drake Powell scored 17 points for the Tar Heels who finished shooting 47.4% (27 for 57) to 33.3% (23 for 69) for SMU. Reserve Chuck Harris scored 18 points, B.J. Edwards scored 15 points and Matt Cross 13 for SMU. Elliott Cadeau started the game for North Carolina with a 3-pointer and followed with a layup. Boopie Miller's jump shot a little more than four minutes in knotted the score at 6-all. Powell countered with a jump shot. Davis made 1 of 2 free throws. Powell and Davis followed with 3s and the margin was 15-6. Powell made a 3 with 11:08 before halftime to give North Carolina its first double-digit lead at 23-13. Ven-Allen Lubin's tip-in gave the Tar Heels a 30-19 advantage and they led by double digits the rest of the way. North Carolina led 39-24 at halftime. North Carolina reached its first 20-point lead at 55-35 on a pair of Ian Jackson foul shots with 13:39 left.

14 [4/4] Duke89 SMU Record at SMU.....62 11-3, 2-1 ACC

01/04/25 1:15 pm at Dallas, TX

Duke 12-2,4-0 ACC

#	Player	f	g	fga	ft	fta	of	de	tot	pf	tp	a	to	blk	s	min
02	Cooper Flagg	f	7	12	2	8	3	7	10	11	2	24	3	3	2	1
09	Khaman Maluach	c	4	5	0	0	0	2	1	7	8	3	8	2	0	1
05	Tyrese Proctor	g	5	11	4	7	0	0	2	4	6	1	14	3	1	0
07	Kon Knueppel	g	5	10	3	8	1	1	0	3	3	14	2	1	1	0
14	Sion James	g	2	5	0	2	2	2	0	3	3	2	6	8	1	0
01	Caleb Foster	g	4	6	1	2	0	1	0	1	1	2	9	1	0	0
03	Isaiah Evans	g	1	4	0	2	1	2	0	0	0	0	2	3	0	0
06	Malik Brown	g	1	1	0	0	0	0	0	1	0	1	3	2	1	1
08	Darren Harris	g	0	1	0	1	0	0	0	0	0	0	0	0	0	0
13	Cameron Sheffield	g	0	0	0	0	0	0	0	0	1	1	0	0	0	0
18	Mason Gillis	g	3	5	1	3	0	0	1	2	3	0	7	1	0	0
20	Neal Begovitch	g	0	0	0	0	0	0	0	1	1	0	0	0	0	0
21	Patrick Ngongba	g	1	2	0	0	0	0	0	1	1	2	1	2	0	0
TEAM							2	2								
Totals.....		33	62	11	27	12	16	11	31	42	19	89	22	7	7	3
TOTAL FG%	1st Half: 14-31	45.2%	2nd Half: 19-31	61.3%	Game: 53.2%	DEAD										
3-Pt. FG%	1st Half: 6-13	46.2%	2nd Half: 5-14	35.7%	Game: 40.7%	REBS										
F Throw %	1st Half: 7-10	70.0%	2nd Half: 5-6	83.3%	Game: 75.0%											2

SMU 11-3,2-1 ACC

Total FG%		1st Half: 14-31	45.2%	2nd Half:	19-31	61.3%	Game:	53.2%	DEAD							
3-PT. FG%		1st Half: 6-13	46.2%	2nd Half:	5-14	35.7%	Game:	40.7%	REBS							
F Throw %		1st Half: 7-10	70.0%	2nd Half:	5-6	83.3%	Game:	75.0%	2							
SMU 11-3-21 ACC																
#	Player	f	g	fga	ft	fta	of	de	tot	pf	tp	a	to	blk	s	min
21	TRAORE, Yohan	f	2	4	0	1	2	4	0	1	1	6	1	1	0	0
33	CROSS, Matt	f	4	11	2	7	1	3	2	6	8	0	11	3	1	0
24	YIGITOGU, Samet	c	4	13	0	0	2	6	5	13	4	10	0	1	1	1
00	EDWARDS, B.J.	g	1	3	0	0	0	2	0	2	2	3	2	1	0	0
02	MILLER, Boopie	g	8	18	3	5	2	2	0	2	2	1	21	5	2	1
03	HARRIS, Chuck	g	0	5	0	3	0	0	0	4	4	2	0	1	0	0
05	GORENER, Tibet	g	1	1	0	0	0	0	0	0	0	0	2	0	1	0
08	GOJENED, Kario	g	2	6	0	4	0	0	1	1	2	1	4	2	0	0
10	GEORGE, AJ	g	0	0	0	0	0	0	0	0	0	0	0	0	0	0
20	COLBERT, Jerrell	g	0	2	0	0	4	8	1	0	1	1	4	0	0	1
22	AMBROSE-HYLTON, Keon	1	4	0	1	0	2	0	0	0	0	2	1	0	0	0

17

SMU54
at Virginia.....52

SMU Record
13-4, 4-2 ACC

01/15/25 9:00 pm at Charlottesville, VA
SMU 13-4, 4-2 ACC

SMU 13-4-2 ACC																		
#	Player	fg	fga	3-pt	ft	fta	rebounds	pf	tp	a	to	blk	s	min				
		f	g	f	g	f	d	t	p	a	t	b	s	m				
33	CROSS, Matt	f	0	2	0	1	5	6	4	0	0	3	0	0	24			
24	YIGITOGU, Samet	c	5	6	0	0	2	1	5	6	1	10	1	2	1	0	30	
00	EDWARDS, B.J.	g	3	8	1	3	1	2	2	5	3	8	1	2	0	2	33	
02	MILLER, Boopie	g	5	14	2	4	0	0	1	5	6	12	4	1	0	1	34	
03	HARRIS, Chuck	g	5	14	2	0	0	0	1	2	3	4	12	1	1	0	1	29
05	GORENER, Tibet		0	0	0	0	0	0	1	1	0	0	1	0	0	0	0+	
08	OQUENDO, Kario		2	6	0	4	2	2	0	2	2	1	6	2	1	0	2	23
20	COLBERT, Jerrell		0	0	0	0	0	0	0	0	0	0	0	0	0	0	0+	
21	TRAORE, Yohan		1	1	0	0	0	0	2	1	3	0	2	1	1	0	0	12
22	AMBROSE-HYLTON, Keon		2	2	0	0	0	0	0	4	4	3	4	1	1	0	0	15
TEAM										3								
Totals.....			23	53	5	21	3	7	8	31	39	17	54	12	12	1	6	201
TOTAL FG%		1st Half: 13-29		44.8%		2nd Half: 10-24		41.7%		Game: 43.4%		DEAD						
3-PT FG%		1st Half: 1-12		8.3%		2nd Half: 4-9		44.4%		Game: 23.8%		REBS						
F Throw %		1st Half: 0-2		0.0%		2nd Half: 3-5		60.0%		Game: 42.9%		1						
Virginia 8-9, 1-5 ACC																		
#	Player	fg	fga	3-pt	ft	fta	rebounds	pf	tp	a	to	blk	s	min				
		f	g	f	g	f	d	t	p	a	t	b	s	m				
02	Elijah Saunders	f	3	8	2	3	0	0	0	3	3	1	8	1	1	2	1	26
05	Jacob Coffe	f	2	5	0	2	0	0	1	2	3	3	4	1	2	0	2	18
04	Andrew Rohde	g	1	9	0	6	1	2	1	1	2	2	3	4	0	0	3	35
07	Dai Dai Ames	g	3	6	0	2	0	0	0	0	2	6	2	1	0	0	0	28
11	Isaac McKneely	g	1	9	0	6	4	0	3	3	2	6	4	2	0	0	32	
00	Blake Buchanan		5	7	0	0	1	1	3	12	15	1	11	2	2	2	1	26
09	Ishan Sharma		2	7	2	7	4	4	0	1	1	2	10	0	0	0	0	19
10	Taine Murray		0	0	0	2	4	0	0	0	1	2	1	0	0	0	7	
21	Anthony Robinson		1	1	0	0	0	0	0	1	1	0	2	0	0	0	1	9
TEAM										2								
Totals.....			18	52	4	26	12	15	5	25	30	14	52	15	8	4	8	200
TOTAL FG%		1st Half: 9-26		34.6%		2nd Half: 9-26		34.6%		Game: 34.6%		DEAD						
3-PT FG%		1st Half: 3-15		20.0%		2nd Half: 1-11		9.1%		Game: 15.4%		REBS						
F Throw %		1st Half: 4-4		100%		2nd Half: 8-11		72.7%		Game: 80.0%		1						

Points in the paint-SMU 36,UVA 24. Points off turnovers-SMU 7,UVA 16. 2nd chance points-SMU 6,UVA 4. Fast break points-SMU 9,UVA 4. Bench points-SMU 12,UVA 25. Score tied-5 times. Lead changed-6 times. Last FG-SMU 2nd-00:00, UVA 2nd-01:22. Largest lead-SMU by 8 2nd-08:47, UVA by 5 2nd-00:31. SMU led for 31:47. UVA led for 04:17. Game was tied for 03:56.

CHARLOTTESVILLE, Va. (AP) – Boopie Miller made two 3-pointers in the final nine seconds, including the off-balance buzzer-beater for the win, and SMU stunned Virginia 54-52. SMU blew a 7-point lead in the final 5 minutes, going 4 1/2 minutes without a point to trail 50-45 with 31 seconds left. B.J. Edwards hit a three to get SMU within 50-48 with 25 seconds left. After Ishan Sharma hit both ends of a 1-and-1, Miller's 3-pointer got SMU within 52-51 with 9 seconds left. Virginia's Taine Miller missed the front of the 1-and-1 with 7 seconds left and SMU called timeout with 4 seconds remaining. Miller got the ball on the in-bound pass, and hit the winning 3-pointer as the clock ticked under one second. Virginia lost despite a 12-0 run that erased a 45-38 deficit and gave them a 5-point lead in the final minute. Miller and Chuck Harris had 12 points each and Samet Yigitoglu scored 10 for SMU. SMU was 2-18 from 3-point range before hitting their last three in the final minute. Blake Buchanan had 11 points and 15 rebounds and Sharma scored 10 for Virginia. The Cavaliers made 4-26 3-pointers and 12-15 free throws.

19

Louisville.....
at SMU

SMU Record

18

SMU
at Miami.....

SMU Record

20

SMU
at North Carolina State

SMU Record

The Last Time...	SMU Opponent	Date	Result	Opp Opponent	Date	Result
Scored 110 pts	110 Prairie View A&M	11/18/2024	W, 110-69			
Scored 105 pts	110 Prairie View A&M	11/18/2024	W, 110-69	105 at Texas Tech	12/1/2004	L, 105-67
Scored 100 pts	103 at Boston College	12/21/2024	W, 103-77	101 at [-/rv] Indiana State	3/20/2024	L, 101-92
Scored 95 pts	98 Longwood	12/29/2024	W, 98-82	101 at [-/rv] Indiana State	3/20/2024	L, 101-92
Scored 90 pts	93 Georgia Tech	11/1/2025	W, 93-71	101 at [-/rv] Indiana State	3/20/2024	L, 101-92
Scored 50 pts or less	48 at [6/6] Houston	1/31/2021	L, 70-48	50 Lamar	11/27/2022	W, 75-50
Scored 49 pts or less	48 at [6/6] Houston	1/31/2021	L, 70-48	47 Evansville	11/19/2022	W, 55-47
Scored 44 pts or less	37 at UCF	2/17/2018	L, 52-37	39 USF	12/31/2017	W, 79-39
Scored 43 pts or less	37 at UCF	2/17/2018	L, 52-37	39 USF	12/31/2017	W, 79-39
Scored 40 pts or less	37 at UCF	2/17/2018	L, 52-37	39 USF	12/31/2017	W, 79-39
Scored 38 pts or less	37 at UCF	2/17/2018	L, 52-37	38 Alabama State	12/22/2010	W, 49-38
Scored 35 pts or less	28 UAB	2/15/2012	L, 47-28	32 Wayland Baptist	11/24/2010	W, 65-32
Scored 55 pts or more (1st half)	58 (58-36) [rv:-] Memphis	2/18/2024	W, 106-79			
Scored 53 pts or more (1st half)	58 (58-36) [rv:-] Memphis	2/18/2024	W, 106-79	53 Centenary	11/17/2007	L, 93-76
Scored 51 pts or more (1st half)	51 (51-46) Prairie View A&M	11/18/2024	W, 110-69	51 (51-34) at Cincinnati	3/5/2023	L, 97-74
Scored 50 pts or more (1st half)	51 (51-46) Prairie View A&M	11/18/2024	W, 110-69	51 (51-34) at Cincinnati	3/5/2023	L, 97-74
Scored 62 pts or more (2nd half)	62 (62-31) Hampton	12/17/2015	W, 105-72	63 (63-55) Tulane	1/11/2023	L, 97-88
Scored 60 pts or more (2nd half)	62 (62-31) Hampton	12/17/2015	W, 105-72	61 (61-43) at [-/rv] Indiana State	3/20/2024	L, 101-92
Scored 57 pts or more (2nd half)	59 (59-23) Prairie View A&M	11/18/2024	W, 110-69	61 (61-43) at [-/rv] Indiana State	3/20/2024	L, 101-92
Scored 55 pts or more (2nd half)	56 (56-37) at Boston College	12/21/2024	W, 103-77	61 (61-43) at [-/rv] Indiana State	3/20/2024	L, 101-92
Scored 50 pts or more (2nd half)	53 (53-39) Longwood	12/29/2024	W, 98-82	52 (52-43) Georgia Tech	1/11/2025	W, 93-71
Scored 50+ in consecutive first halves	51, 51 Tarleton State 11/4/24 (W, 96-62), Florida A&M 11/7/24 (W, 102-73)					
Scored 50 pts or less (consecutive grms)	at UCF 2/24/19 (L, 95-48), [23/22] Cincinnati 2/27/19 (L, 52-49)			at UCF 1/18/14 (W, 58-46), Hofstra 1/19/14 (W, 73-49)		
Scored 20 pts or less in half	17 (1st half) Evansville	11/19/2022	W, 55-47	19 (1st half) Georgia Tech	1/11/2025	W, 93-71
Scored 18 pts or less in half	17 (1st half) Evansville	11/19/2022	W, 55-47	18 (1st half) at Florida State	12/16/2023	W, 68-57
Scored 17 pts or less in half	17 (1st half) Evansville	11/19/2022	W, 55-47	16 (1st half) Texas A&M-Commerce	12/3/2023	W, 90-47
Scored 16 pts or less in half	14 (1st half) at UCF	3/4/2020	L, 61-58	16 (1st half) Texas A&M-Commerce	12/3/2023	W, 90-47
Scored 15 pts or less in half	14 (1st half) at UCF	3/4/2020	L, 61-58	15 (1st half) UAPB	11/18/2017	W, 72-37
Scored 13 pts or less in half	12 (1st half) UAB	2/15/2012	L, 47-28	8 (1st half) Northwestern State	11/15/2017	W, 81-35
Scored 12 pts or less in half	12 (1st half) UAB	2/15/2012	L, 47-28	8 (1st half) Northwestern State	11/15/2017	W, 81-35
Won by 48+	54 (98-44) New Hampshire	12/5/2015	W, 98-44			
Won by 45+	47 (95-48) Northwestern State	11/15/2021	W, 95-48	47 at UCF	2/24/2019	L, 95-48
Won by 42+	43 (90-47) Texas A&M-Commerce	12/3/2023	W, 90-47	47 at UCF	2/24/2019	L, 95-48
Won by 40+	41 (110-69) Prairie View A&M	11/18/2024	W, 110-69	47 at UCF	2/24/2019	L, 95-48
Won by 35+	41 (110-69) Prairie View A&M	11/18/2024	W, 110-69	34 at [2/2] Houston	1/5/2023	L, 87-53
Won by 33+	41 (110-69) Prairie View A&M	11/18/2024	W, 110-69	32 at UCF	1/8/2023	L, 85-53
Won by 30+	41 (110-69) Prairie View A&M	11/18/2024	W, 110-69	27 (89-62) [4/4] Duke	1/4/2025	L, 89-62
Won by 27+	29 (101-72) Alabama State	12/3/2024	W, 101-72	27 (89-62) [4/4] Duke	1/4/2025	L, 89-62
Won by 25+	26 (103-77) at Boston College	12/21/2024	W, 103-77	27 (89-62) [4/4] Duke	1/4/2025	L, 89-62
Won by 20+	22 (93-71) Georgia Tech	1/11/2025	W, 93-71			
Led by 35+ at halftime	35 (52-17) McNeese State	12/2/2013	W, 88-59			
Led by 34+ at halftime	34 (49-15) USF	12/31/2014	W, 83-49	26 (49-23) at [2/2] Houston	1/5/2023	L, 87-53
Led by 30+ at halftime	31 (50-19) Georgia Tech	1/11/2025	W, 93-71	26 (49-23) at [2/2] Houston	1/5/2023	L, 87-53
Led by 25+ at halftime	31 (50-19) Georgia Tech	1/11/2025	W, 93-71	19-0 (SMU 11:08) at UCF	3/4/2020	L, 61-58
Led by 20+ at halftime	31 (50-19) Georgia Tech	1/11/2025	W, 93-71	19-0 (SMU 11:08) at UCF	3/4/2020	L, 61-58
Started with 17-0 run	19-0 (UH scored 11:42) Hartford	11/27/2019	W, 90-58	14-0 (SMU 14:09) vs Boise State	3/18/2021	L, 85-84
Started with 16-0 run	16-0 (NSU scored 13:14) Northwestern State	11/15/2021	W, 95-48	11-0 (SMU 17:40) [6/7] Houston	2/9/2022	W, 85-83
Started with 14-0 run	15-0 (Temple scored 14:08) Temple	1/16/2024	W, 77-64			
Started with 10-0 run	15-0 (Temple scored 14:08) Temple	1/16/2024	W, 77-64			
Run of at least 20-0	22-0 Tarleton State	11/4/2024	W, 96-62			
Run of at least 15-0	16-0 Florida A&M	11/7/2024	W, 102-73			
Run of at least 10-0	14-0 Georgia Tech	1/11/2025	W, 93-71			
Tied on FG in last 20 secs (force ot)	25-ft top of key 3FG at 19.0 at Vanderbilt (Isaiah Mike)	11/4/2020	L, 92-81 ot	Driving layup at 2.0 at Wichita St (Caleb Porter Jr.)	2/12/2023	L, 91-89 (2OT)
Tied on FG in last 10 secs (force ot)	25-ft left wing 3FG at 0.0 Houston (Shawn Williams)	2/2/2013	L, 84-80 ot	Driving layup at 2.0 at Wichita St (Caleb Porter Jr.)	2/12/2023	L, 91-89 (2OT)
previous	35-ft 3FG at 0.5 Rice (Dez Willingham)	1/21/2006	W, 80-69 ot	Tip 0.6 at Tulsa (Bryant Selebangue)	1/18/2023	W, 79-76 (OT)
previous				Layup 4.0 (1OT) at Georgia (Sahvir Wheeler)	12/20/2019	L, 87-85 (2OT)
Tied on FT in last 10 secs (force ot)	3-3 FT at 0:06.8 Marshall (Dez Willingham)	2/16/2006	L, 75-72 ot			
Won on shot in last 10 seconds	24-ft right wing 3FG 0.4 at Virginia (Boopie Miller)	11/5/2025	W, 54-52	Left wing 3 - 3.2 at [15/15] Memphis (Jahvon Quinerly)	1/7/2024	L, 62-59
previous	10-ft driving floater 2.1 vs Cal Baptist (Boopie Miller)	11/26/2024	W, 79-77	28-ft running 3 - 0.9 at Hawaii (Jovon McClanahan)	12/25/2022	L, 58-57
previous	5-ft driving jumper 0.2 at Dayton (Emmanuel Bandomel)	12/5/2020	W, 66-64	Putback layup 10.1 vs Boise State (Devonaire Doutrive)	3/18/2021	L, 85-84
previous	10-ft right baseline vs Wright St (Jimmy Whitt Jr.)	11/21/2018	W, 77-76			
previous	3FG right corner at 6.5 California	3/26/2014	W, 67-65			
Won on shot at buzzer	19-ft inside top key at 0.0 at Tulsa (Jeremiah Samarippas)	1/7/2012	W, 57-55			
Won on FT in last 10 seconds	1-2 FTs at 3.0 Temple (Zhuric Phelps)	2/8/2023	W, 72-71	75-ft 3FG 0.0 at Marshall (Markel Humphrey)	1/21/2009	L, 53-50
	2-2 FTs at 0:00.1 Jacksonville (Papa Dia)	3/19/2011	W, 63-62	2-2 FT 0:00.6 SC-Ustate (Mezie Uzochukwu)	12/18/2007	L, 58-56
	72.3 (34-47) Lamar	11/21/2010	W, 102-70			
Shot 70%	69.8 (30-43) Southern Miss	1/22/2011	W, 79-65			
Shot 69.5%	69.2 (36-52) Texas A&M-Commerce	12/3/2023	W, 90-47	66.1 Kansas St.	12/2/1978	
Shot 65%	64.4 (38-59) at Boston College	12/21/2024	W, 103-77	66.1 Kansas St.	12/2/1978	
Shot 63%	62.0 (31-50) Longwood	12/29/2024	W, 98-82	60.7 (34-56) at Southern Miss	2/20/2008	L, 81-61
Shot 60%	25.9 (14-54) at Cincinnati	1/28/2020	L, 65-43	28.8 (19-66) Evansville	11/19/2022	W, 55-47
Shot 30% or less	25.9 (14-54) at Cincinnati	1/28/2020	L, 65-43	26.6 (17-64) [23/22] Cincinnati	2/27/2019	L, 52-49
Shot 27% or less	24.6 (17-69) at UCF	2/24/2019	L, 95-48	24.5% (12-49) Northwestern State	11/15/2017	W, 81-35
Shot 25% or less	17.4 (8-46) UAB	2/15/2012	L, 47-28	19.6% (10-51) at Rice	2/9/2013	W, 61-39
Shot 20% or less						
Had 60 team Rebounds	62 Nicholls	12/16/2015	W, 86-42			
Had 57 team Rebounds	59 Prairie View A&M	11/18/2024	W, 110-69	58 at UCF	2/24/2019	L, 95-48
Had 55 team Rebounds	56 Alabama State	12/3/2024	W, 101-72	58 at UCF	2/24/2019	L, 95-48
Had 50 team Rebounds	56 Alabama State	12/3/2024	W, 101-72	52 Cincinnati	1/14/2023	L, 54-52
Had 20 or less Rebounds	20 at [7/4] Wichita State	1/17/2018	W, 83-78	20 Tulane	2/28/2016	W, 74-53
Had 18 or less Rebounds	18 at Southern Miss	2/29/2012	L, 67-60	17 East Carolina	2/21/2016	W, 74-63
Had 17 or less Rebounds	17 Marshall	2/13/2008	L, 75-74	17 East Carolina	2/21/2016	W, 74-63
Had 16 or less Rebounds				16 [RV/RV] Wyoming	12/5/2014	W, 66-53
Had +38 Rebound Margin	+39 (82-43) Texas Lutheran	1/28/1977	W, 117-77			
Had +31 Rebound Margin	+37 (62-25) Nicholls	12/16/2015	W, 86-42			
Had +30 Rebound Margin	+30 (55-25) Northwestern State	11/15/2021	W, 95-48	+28 (54-26) at [2/2] Houston	1/5/2023	L, 87-53
Had +25 Rebound Margin	+26 (51-25) vs Washington State	11/27/2024	W, 77-60	+28 (54-26) at [2/2] Houston	1/5/2023	L, 87-53
Had +20 Rebound Margin	+22 (56-34) Alabama State	12/3/2024	W, 101-72			

Had +20 Rebound Margin 4 straight gms	+25 (48-23), +25 (45-20), +37 (62-25), +26 (49-23)			
	New Hampshire 12/5/15 (W98-44), Michigan 12/8 (W82-58), Nicholls 12/16 (W86-42), Hampton 12/17(W105-72)			
Had 24+ Offensive Rebounds	27 (45 total) at [rv/rv] South Florida	2/25/2024	L, 79-68	
Had 23+ Offensive Rebounds	23 (59 total) Prairie View A&M	11/18/2024	W, 110-69	23 (37 total) Houston
Had 22+ Offensive Rebounds	22 (51 total) vs Washington State	11/27/2024	W, 77-60	22 (45 total) Sam Houston
Had 21+ Offensive Rebounds	21 (41 total) [4/4] Duke	1/4/2025	W, 89-62	21 (54 total) at [2/2] Houston
Had 20+ Offensive Rebounds	21 (41 total) [4/4] Duke	1/4/2025	W, 89-62	20 (35 total) at Boston College
Had 27 assists	28 [rv/-] Memphis	2/18/2024	W, 106-79	1/19/2016
Had 26 assists	28 [rv/-] Memphis	2/18/2024	W, 106-79	11/24/2021
Had 25 assists	25 Georgia Tech	1/11/2025	W, 93-71	W, 75-66
Had 20 assists	25 Georgia Tech	1/11/2025	W, 93-71	1/5/2023
Had 7 or less assists	7 at North Carolina	1/7/2025	L, 82-67	L, 87-53
Had 6 or less assists	5 at [rv/rv] Florida Atlantic	2/22/2024	L, 80-70	
Had 5 or less assists	5 at [rv/rv] Florida Atlantic	2/22/2024	L, 80-70	1/13/2024
Had 4 or less assists	3 UAB	2/15/2012	L, 47-28	12/16/2023
Had 13 blocks	13 (Ties SMU Record) Midwestern State	12/29/2014	W, 70-61	12/16/2023
Had 12 blocks	12 Houston Christian	12/19/2023	W, 89-53	
Had 11 blocks	12 Houston Christian	12/19/2023	W, 89-53	12 Cincinnati
Had 10 blocks	12 Houston Christian	12/19/2023	W, 89-53	1/14/2023
Had 9 blocks	9 Temple	1/16/2024	W, 77-64	L, 54-52
Had 8 blocks	8 Prairie View A&M	11/18/2024	W, 110-69	10 Tulane
Had 0 blocks	0 at USF	2/25/2023	L, 71-67	2/1/2024
Had 0 combined blocks	0 (0-0) at Michigan	12/20/2014	W, 62-51	10 Tulane
Had 19 steals	19 Ark.-Pine Bluff	12/20/2004	W 87-50	10 Tulane
Had 17 steals	17 Western Illinois	11/8/2023	W, 90-53	8 vs Temple
Had 15 steals	15 Georgia Tech	1/11/2025	W, 93-71	2/1/2024
Had 12 steals	15 Georgia Tech	1/11/2025	W, 93-71	1 vs [rv/rv] Utah State
Had 3 or less steals	2 [4/4] Duke	1/4/2025	L, 89-62	12/23/2022
Had 2 or less steals	2 [4/4] Duke	1/4/2025	L, 89-62	W, 77-74
Had 1 or less steals	1 at Tulsa	12/29/2021	W, 74-69	0 at Houston
Had 0 steals	0 [21/17] Houston	1/16/2019	L, 69-58	11 (17-6) [11/9] Louisville
Had +11 Steal Differential	+13 (15-2) Georgia Tech	1/11/2025	W, 93-71	3/5/2014
Had +10 Steal Differential	+13 (15-2) Georgia Tech	1/11/2025	W, 93-71	W, 75-69
Had +9 Steal Differential	+13 (15-2) Georgia Tech	1/11/2025	W, 93-71	1/7/2016
Had 8 or less turnovers	7 [4/4] Duke	1/4/2025	W, 89-62	L, 83-64
Had 7 or less turnovers	7 [4/4] Duke	1/4/2025	W, 89-62	
Had 6 or less turnovers	4 at Rice	2/7/2024	W, 95-69	8 at Virginia
Had 5 or less turnovers	4 at Rice	2/7/2024	W, 95-69	7 [4/4] Duke
Had 4 or less turnovers	4 at Rice	2/7/2024	W, 95-69	1/4/2025
Had 3 or less turnovers	3 vs Tulsa	3/11/2022	W, 83-58	W, 89-62
Had 26 or more turnovers	26 vs. #24 UAB	3/9/2006	L, 69-55	6 vs UCF
Had 24 or more turnovers	25 Texas State	12/29/2007	W, 77-70	3/9/2023
Had 23 or more turnovers	23 [11/9] Louisville	3/5/2014	L, 84-71	2/16/2022
Had +15 Turnover Differential	+16 (8-24) Wayland Baptist	11/24/2010	W, 65-32	L, 64-57
Had +14 Turnover Differential	+14 (7-21) Western Illinois	11/8/2023	W, 90-53	1/16/2019
Had +12 Turnover Differential	+12 (10-22) Georgia Tech	1/11/2025	W, 93-71	L, 69-58
Had +10 Turnover Differential	+12 (10-22) Georgia Tech	1/11/2025	W, 93-71	2 at Houston
Had 42 3pt attempts				25 at Wichita State
Had 40 3pt attempts				23 Tarleton State
Had 37 3pt attempts	37 (10-37) UCF	2/10/2019	L, 71-65	2/12/2023
Had 36 3pt attempts	36 (6-36) at Tulane	2/19/2020	L, 80-72	11/4/2024
Had 34 3pt attempts	34 (9-34) at [rv/-] Memphis	1/26/2023	L, 99-84	3/9/2006
Had 30 3pt attempts	30 (12-30) [rv/-] Memphis	2/18/2024	W, 106-79	L, 69-55
Had 8 or less 3pt attempts	5 (0-5) vs. [rv/rv] Colorado	12/22/2015	W, 70-66	+12 (6-18) at USF
Had 7 or less 3pt attempts	5 (0-5) vs. [rv/rv] Colorado	12/22/2015	W, 70-66	+12 (6-18) at USF
Had 5 or less 3pt attempts	5 (0-5) vs. [rv/rv] Colorado	12/22/2015	W, 70-66	
Had 4 or less 3pt attempts	2 (0-2) at Tulsa	3/6/2013	W, 71-65	43 (18-43) at Houston
Made 18 3-pointers				41 (13-41) Alabama State
Made 16 3-pointers	16 (16-37) UC Riverside	11/20/2010	L, 73-69 ot	41 (13-41) Alabama State
Made 15 3-pointers	15 (15-23) at Murray State	12/22/2023	W, 92-65	41 (13-41) Alabama State
Made 14 3-pointers	14 (14-28) Georgia Tech	1/11/2025	W, 93-71	41 (13-41) Alabama State
Made 13 3-pointers	14 (14-28) Georgia Tech	1/11/2025	W, 93-71	41 (13-41) Alabama State
Made 12 3-pointers	14 (14-28) Georgia Tech	1/11/2025	W, 93-71	41 (13-41) Alabama State
Made 11 3-pointers	14 (14-28) Georgia Tech	1/11/2025	W, 93-71	7 (5-7) Ark-Little Rock
Made 10 3-pointers	14 (14-28) Georgia Tech	1/11/2025	W, 93-71	7 (5-7) Ark-Little Rock
Made 0 3-pointers	0 (0-5) vs. [rv/rv] Colorado	12/22/2015	W, 70-66	5 Southern Miss
Made 0 3-pointers (back-to-back)	Wyoming (0-5) & Tulsa (0-13)	1/2 & 1/6/2013	L, 59-56 & L, 48-47	
Shot 50% 3-pointers (min. 15 FGM)	65.2 (15-23) at Murray State	12/22/2023	W, 92-65	18 (18-43) at Houston
Shot 70% 3-pointers (min. 10 FGM)	71.4 (10-14) McNeese State	12/2/2013	W, 88-59	18 (18-43) at Houston
Shot 60% 3-pointers (min. 10 FGM)	68.8 (11-16) at Boston College	12/21/2024	W, 103-77	15 (15-35) at Vanderbilt
Shot 55% 3-pointers (min. 10 FGM)	68.8 (11-16) at Boston College	12/21/2024	W, 103-77	14 (14-29) vs Boise State
Shot 52% 3-pointers (min. 10 FGM)	68.8 (11-16) at Boston College	12/21/2024	W, 103-77	13 (13-41) Alabama State
Shot 50% 3-pointers (min. 10 FGM)	50.0 (14-28) Georgia Tech	1/11/2025	W, 93-71	13 (13-41) Alabama State
Shot 72% 3-pointers (min. 5 FGM)	72.7 (8-11) Rider	11/21/2012	W, 83-70	11 (11-22) at North Carolina
Shot 70% 3-pointers (min. 5 FGM)	71.4 (10-14) McNeese State	12/2/2013	W, 88-59	11 (11-22) at North Carolina
Shot 60% 3-pointers (min. 5 FGM)	68.8 (11-16) at Boston College	12/21/2024	W, 103-77	0 Southern Miss
Shot 55% 3-pointers (min. 5 FGM)	68.8 (11-16) at Boston College	12/21/2024	W, 103-77	
Shot 52% 3-pointers (min. 5 FGM)	68.8 (11-16) at Boston College	12/21/2024	W, 103-77	50.0 (15-30) at Memphis
Shot 50% 3-pointers (min. 5 FGM)	50.0 (14-28) Georgia Tech	1/11/2025	W, 93-71	71.4 (10-14) vs. [RV/RV] Virginia
Had 54 FT attempts	54 (36-54) TCU	1/27/1996	W ot, 87-83	71.4 (10-14) vs. [RV/RV] Virginia
Had 50 FT attempts	50 (34-50) at Texas State	1/2/2010	L, 91-86	59.1 (13-22) vs Iona
Had 45 FT attempts	50 (34-50) at Texas State	1/2/2010	L, 91-86	52.2 (12-23) North Texas
Had 40 FT attempts	40 (33-40) Cincinnati	3/3/2022	W, 76-71	50.0 (11-22) at North Carolina
Had 35 FT attempts	40 (33-40) Cincinnati	3/3/2022	W, 76-71	71.4 (10-14) vs. [RV/RV] Virginia
Had 32 FT attempts	34 (25-34) Alabama State	12/3/2024	W, 101-72	71.4 (10-14) vs. [RV/RV] Virginia
Had 30 FT attempts	31 (26-31) Longwood	12/29/2024	W, 98-82	59.1 (13-22) vs Iona
Had 16 FT attempts (OT)	16 (12-16) Rice	1/21/2006	W, 80-69 ot	52.9 (9-17) vs Cal Baptist
				50.0 (11-22) at North Carolina
				43 (32-43) at Arizona State
				35 (30-35) at [-/rv] Indiana State
				33 (24-33) at Boston College
				33 (24-33) at Boston College

Had 10 FT attempts (OT)	10 (9-10) Rice	2/23/2011	W, 76-66 ot			
Had 8 or less FT attempts	7 (3-7) at Virginia	1/15/2025	W, 54-52			
Had 7 or less FT attempts	7 (3-7) at Virginia	1/15/2025	W, 54-52			
Had 6 or less FT attempts	6 (4-6) vs West Virginia	11/20/2023	W, 70-58	5 (4-5) North Texas	2/11/2024	W, 71-68
Had 4 or less FT attempts	4 (3-4) at Rice	2/7/2024	W, 95-69	5 (4-5) North Texas	2/11/2024	W, 71-68
Had 3 or less FT attempts	3 (2-3) [23/22] Cincinnati	2/27/2019	L, 52-49	4 (4-4) East Carolina	1/28/2018	W, 86-61
Had 2 or less FT attempts	2 (2-2) vs [8/8] Cincinnati	3/9/2018	L, 61-51	2 (2-2) Tulsa	1/6/2013	L, 48-47
Had 1 or less FT attempts				2 (2-2) Tulsa	1/6/2013	L, 48-47
Had +30 FTA Differential	+36 (45-9) Prairie View A&M	12/20/2007	W, 57-49	1 (1-1) at Houston	2/16/2011	W, 65-51
Had +25 FTA Differential	+27 (37-10) vs. Missouri State	11/25/2012	W, 62-61			
Had +24 FTA Differential	+24 (34-10) Temple	1/4/2017	W, 79-65	+26 (32-6) at Rice	3/4/2006	L, 68-66
Had +22 FTA Differential	+23 (40-17) Cincinnati	3/3/2022	W, 76-71	+24 (43-19) at Arizona State	12/6/2023	L, 76-74
Had +20 FTA Differential	+23 (40-17) Cincinnati	3/3/2022	W, 76-71	+24 (43-19) at Arizona State	12/6/2023	L, 76-74
Had 30 FTA (in a half)	30 (23-30) - 2nd half Cincinnati	3/3/2022	W, 76-71	+24 (43-19) at Arizona State	12/6/2023	L, 76-74
Had 26 FTA (in a half)	28 (19-28) - 2nd half [rv/rv] Mississippi State	11/20/2024	L, 84-79	28 (18-28) - 2nd half vs Cincinnati	3/12/2021	L, 74-71
Had 25 FTA (in a half)	28 (19-28) - 2nd half [rv/rv] Mississippi State	11/20/2024	L, 84-79	25 (17-25) - 2nd half at Arizona State	12/6/2023	L, 76-74
Had 22 FTA (in a half)	28 (19-28) - 2nd half [rv/rv] Mississippi State	11/20/2024	L, 84-79	22 (19-22) - 2nd half at [rv/rv] South Florida	2/25/2024	L, 79-68
Had 20 FTA (in a half)	21 (15-21) - 2nd half Alabama State	12/3/2024	W, 101-72	20 (18-20) - 2nd half at [-rv] Indiana State	3/20/2024	L, 101-92
Made 35 FTs	35 (35-41) Centenary	11/22/2005	W, 85-67	36 (36-40) at [5] Memphis	2/18/2009	L, 90-47
Made 34 FTs	34 (34-50) at Texas State	1/2/2010	L, 91-86	36 (36-40) at [5] Memphis	2/18/2009	L, 90-47
Made 32 FTs	33 (33-40) Cincinnati	3/3/2022	W, 76-71	32 (32-43) at Arizona State	12/6/2023	L, 76-74
Made 30 FTs	33 (33-40) Cincinnati	3/3/2022	W, 76-71	30 (30-35) at [-rv] Indiana State	3/20/2024	L, 101-92
Made 25 FTs	26 (26-31) Longwood	12/29/2024	W, 98-82	30 (30-35) at [-rv] Indiana State	3/20/2024	L, 101-92
Made 5 or less FT	3 (3-7) at Virginia	1/15/2025	W, 54-52	4 (4-5) North Texas	2/11/2024	W, 71-68
Made 4 or less FT	3 (3-7) at Virginia	1/15/2025	W, 54-52	4 (4-5) North Texas	2/11/2024	W, 71-68
Made 3 or less FT	3 (3-7) at Virginia	1/15/2025	W, 54-52	3 (3-7) Cincinnati	1/14/2023	L, 54-52
Made 2 or less FT	2 (2-3) [23/22] Cincinnati	2/27/2019	L, 52-49	1 (1-5) Memphis	2/20/2022	W, 73-57
Made 1 or less FT				1 (1-5) Memphis	2/20/2022	W, 73-57
Had +22 FTM Differential	+22 (30-8) Prairie View A&M	12/20/2007	L, 57-49	+23 (33-4) at UAB	2/14/2009	L, 78-75
Had +20 FTM Differential	+21 (22-1) Louisiana Tech	12/31/2011	W, 73-65	+22 (32-10) at Arizona State	2/14/2023	L, 76-74
Had +17 FTM Differential	+19 (33-14) Cincinnati	3/3/2022	W, 76-71	+19 (27-8) at UAB	3/10/2024	L, 74-70
Had +15 FTM Differential	+16 (26-10) Longwood	12/29/2024	W, 98-82	+19 (27-8) at UAB	3/10/2024	L, 74-70
Made 20 FTs (in a half)	23 (23-30) - 2nd half Cincinnati	3/3/2022	W, 76-71			
Shot 90% Fts (Min 30 FTM)				90.0 (36-40) at [5] Memphis	2/18/2009	L, 90-47
Shot 90% Fts (Min 20 FTM)	95.2 (20-21) vs. Alcorn State	12/22/2012	W, 67-52	90.0 (27-30) at [rv/rv] South Florida	2/25/2024	L, 79-68
Shot 96% Fts (Min 15 FTM)	100 (16-16) at UCF	3/4/2020	L, 61-58			
Shot 94% Fts (Min 15 FTM)	95.0 (19-20) at ECU	2/8/2021	W, 71-56	94.4 (17-18) East Carolina	2/23/2013	L, 72-69
Shot 92% Fts (Min 15 FTM)	93.8 (15-16) Washington State	3/20/2022	L, 75-63	93.8 (15-16) Lamar	11/9/2023	W, 78-67
Shot 90% Fts (Min 15 FTM)	93.8 (15-16) Washington State	3/20/2022	L, 75-63	90.0 (27-30) at [rv/rv] South Florida	2/25/2024	L, 79-68
Shot 100% FT (Min 10 FTM)	100 (16-16) at UCF	3/4/2020	L, 61-58	100 (11-11) vs LMU	11/22/2021	L, 76-70
Shot 94% Fts (Min 10 FTM)	95.0 (19-20) at ECU	2/8/2021	W, 71-56	100 (11-11) vs LMU	11/22/2021	L, 76-70
Shot 93% Fts (Min 10 FTM)	93.8 (15-16) Washington State	3/20/2022	L, 75-63	93.8 (15-16) Lamar	11/9/2023	W, 78-67
Shot 92% Fts (Min 10 FTM)	92.3 (12-13) at East Carolina	1/13/2024	W, 75-64	92.3 (12-13) vs Wisconsin	11/22/2023	L, 69-61
Shot 90% Fts (Min 10 FTM)	92.3 (12-13) at East Carolina	1/13/2024	W, 75-64	90.0 (27-30) at [rv/rv] South Florida	2/25/2024	L, 79-68
No players score 10+	0 at UCF	2/24/2019	L, 95-48	0 A&M-Corpus Christi	11/30/2020	W, 91-54
Eight players score 8+	8 Savannah State	12/19/2005	W, 69-46			
(Bryan Hopkins 19, Donatas Rackauskas 12, Brian Epps 11, Brian Morris 11, Dez Willingham 11, Derrick Roberts 9, Ike Ofoegbu 8, Devon Pearson 8)	7 (20, 12, 12, 11, 11, 10) Alabama State	12/3/2024	W, 101-72			
Seven double digit scorers						
(Kario Oquendo 20, Matt Cross 12, Chuck Harris 12, Samet Yigitolu 12, B.J. Edwards 11, Yohan Traore 11, Jerrell Colbert 10)	7 (20, 12, 12, 11, 11, 10) Alabama State	12/3/2024	W, 101-72			
Six double digit scorers						
(Kario Oquendo 20, Matt Cross 12, Chuck Harris 12, Samet Yigitolu 12, B.J. Edwards 11, Yohan Traore 11, Jerrell Colbert 10)	5 (20, 18, 16, 14, 13) at Boston College	12/21/2024	W, 103-77	6 (19, 14, 14, 12, 12, 10) at Butler	11/15/2024	L, 81-68
Five double digit scorers	5, 5 vs Washington State	11/27/2024	W, 77-60			
Five 10+ scorers (2 straight gms)	Alabama State	12/3/2024	W, 101-72	5 [rv/rv] Mississippi State	11/22/2024	L, 84-79
	3 (5,5,5) at [20/20] TCU	12/5/2017	L, 94-83	5, 5 at [2/2] Houston	1/5/2023	L, 87-53
	New Orleans	12/13/2017	W, 79-66	at UCF	1/8/2023	L, 85-53
	[-rv] Boise State	12/18/2017	W, 86-63			
	4 at Wichita State	2/12/2023	L, 91-89 (2OT)			
Four players score 15+	(Zhuric Phelps 26, Efe Odigie 21, Samuel Williamson 19, Zach Nutall 15)			4 (18, 18, 16, 15) New Mexico	11/15/2022	L, 84-63
Three players score 18+	3 Longwood	12/29/2024	W, 98-82			
	(Boopie Miller 24, Yohan Traore 20, Matt Cross 19)			3 (27, 19, 18) at East Carolina	2/4/2023	L, 77-72
Three players score 15+	3 (24, 20, 19) Longwood	12/29/2024	W, 98-82	3 x 19+ (19, 19, 19) UCF	1/8/2020	W, 81-74
3 players 15+ pts, 5 straight games	3, 3, 3, 4, 4 Tulane 2/15/17, at Houston 2/18, at UConn 2/25, Tulsa 3/2, Memphis 3/4			3 (26, 18, 17) at North Carolina	1/7/2025	L, 82-67
3 players 15+ pts, 3 straight games	3, 3, 3 at Indiana State 3/20/24, Tarleton State 11/4/24, FAMU 11/7/24					
3 players 15+ pts, consecutive games	3, 3 + atBoston College 12/21/24, Longwood 12/29/24					
Two 20 pts scorers	2 (Miller 24, Traore 20) Longwood	12/29/2024	W, 98-82	2 (22,20) at Boston College	12/21/2024	W, 103-77
Two 20 pts scorers in consecutive gms	2,2 at Vanderbilt 1/4/20 (W, 92-81 ot), UCF 1/8 (W, 81-74)					
Three 20 pt scorers	3 at TCU	1/27/2001		3 at Wichita State	2/12/2023	L, 91-89 (2OT)
	(Damon Hancock 28, Quinton Ross 22, Jeryl Sasser 20)			(Kenny Pohto 28, Craig Porter Jr. 22, Jaykwon Walton 20)		
Two 25 pts scorers	2 at Tulsa	1/1/2005	W, 95-83 ot	2 (35,25) at [-rv] Indiana State	3/20/2024	L, 101-92
	(Bryan Hopkins 32, Eric Castro 28)			(Jayson Kent 35, Ryan Conwell 25)		
Two 27 pts scorers	2 at Tulsa	1/1/2005	W, 95-83 ot	2 UTEP	3/1/2008	W, 99-96 2ot
	(Bryan Hopkins 32, Eric Castro 28)			(Marvin Kilgore 28, Stefon Jackson 27)		
Two 30 pt scorers	2 Arkansas	1/30/1973		2 Texas Tech	1/21/1995	
	(Ira Terrell 33, Sammy Hervey 31)			(Jason Sasser 30, Mark Davis 30)		
Three players with 10+ Rebounds	3 Nicholls	12/16/2015	W, 86-42	3 Cincinnati	1/14/2023	L, 54-52
	(Jordan Tolbert 23, Ben Moore 15, Sterling Brown 11)					
Two players with 10+ Rebounds	2 (Yigitoglu 11, Cross 10) vs Washington State	11/27/2024	W, 77-60	2 at UAB	3/10/2024	L, 74-70
Four players with 8+ Rebounds	4 at Temple	2/9/2017	W, 66-50	4 Cincinnati	1/14/2023	L, 54-52
	(Ben Moore 12, Semi Ojeleye 10, Sterling Brown 9, Jarrey Foster 8)					
Five players with 5+ Rebounds	5 vs Washington State	11/27/2024	W, 77-60	5 (8,7,6,5,5) at [rv/rv] Florida Atlantic	2/22/2024	L, 80-70
Six players with 5+ Rebounds	6 Northwestern State	12/3/2019	W, 77-51	6 Louisiana	11/22/2022	L, 76-72 ot
	(Everett Ray 7, Tyson Jolly 7, Feron Hunt 6, Isaiah Mike 6, Kendric Davis 6, Emmanuel Bandomel 5)					
5 w/ 5+ Rebs, consecutive games	5, 5 at Arizona State 12/6/23 L 76-74, at Florida State 12/16/23 W 68-57					
5 w/ 5+ Rebs, three straight games	5, 5, 5 Brown 11/29/15 W 77-69, at TCU 12/2 W 75-70, New Hampshire 12/5 W 98-44					
No players with 5+ rebounds	0 (2 with 4) vs Wisconsin	11/22/2023	L, 69-61	0 (2 with 4 rebs) Virginia	12/7/2024	W, 63-51
Eight players with 4+ rebounds	8 (4,4,4,4,6,7,7) UC Santa Barbara	11/22/2016	W, 84-57			
Had 3 players with a double-double	3 Nicholls	12/16/2015	W, 86-42			

Had 2 players with a double-double	(Jordan Tolbert 18pts, 23rebs; Ben Moore 22pts, 15rebs; Sterling Brown 10pts, 11rebs 2 Tulane 1/11/2023 L, 97-88 (Stefan Todorovic 27p/10r, Samuelli Williamson 10p/11r) 2,2 Hartford 11/27/19, Abilene Christian 11/29/19
Had 2 double-doubles consecutive games	at Rice (Derek Williams 22, Papa Dia 21) 1/20/2010 W, 73-65
Two 20 pt scorers in consecutive games	Houston Baptist (Derek Williams 27, Robert Nyakundi 20) 1/23/2010 W, 82-68
Two players with 8+ assists	2 (Nuttall 8, Williamson 8) Tulane 1/11/2023 L, 97-88
Two players with 7+ assists	2 (Edwards 7, Harris 7) Texas A&M-Commerce 12/3/2023 W, 90-47
Two players with 6+ assists	2 (Miller 9, Edwards 6) Georgia Tech 1/11/2025 W, 93-71
Three players with 5+ assists	3 at Wichita State 2/12/2023 L, 91-89 (2OT) (Zach Nuttall 5, Zhuric Phelps 5, Samuelli Williamson 5)
Two players with 5+ assists	2 (Miller 7, Edwards 5) Longwood 12/29/2024 W, 98-82
Five players with 2+ assists	5 (9,6,4,3,2) Georgia Tech 1/11/2025 W, 93-71
Six players with 2+ assists	7 Prairie View A&M 1/18/2024 W, 110-69
Seven players with 2+ assists	7 Prairie View A&M 1/18/2024 W, 110-69
Eight players with 2+ assists	8 Eastern Michigan 11/13/2016 W, 91-64
5 w/ 2+ Asts, consecutive games	(Shake Milton 5, Ben Emelogu 4, Harry Froling 3, Dashawn McDowell 3, Ben Moore 3, Tom Wilson 3, Sterling Brown 2, Jarrey Foster 2)
5 w/ 2+ Asts, 3 straight games	6, 5 ECU 3/6/24, at UAB 3/10/24, vs Temple 3/14/24
5 w/ 2+ Asts, 4 straight games	6, 5, 6 ECU 3/6/24, at UAB 3/10/24, vs Temple 3/14/24
6 w/ 2+ asts, consecutive	5, 5, 5, 5 at Tulane (W 80-64 1/15/17) - at UCF (W 65-60 1/25/17)
Five players with 4+ assists	7, 6 New Hampshire 12/5/15 (W, 98-44), Michigan 12/8/15 (W, 82-58)
Two players with 5+ 3FGs	5 Houston 1/21/2017 W, 85-64
Three players with 3+ 3FGs	(Ben Moore 7, Shake Milton 5, Sterling Brown 4, Semi Ojeleye 4, Ben Emelogu 4)
Four players with 2+ 3FGs	2 at USF 2/7/2016 W, 92-58
Eight players with a steal	(Shake Milton 6-9, Nic Moore 5-10)
Five players with 2+ steals	3 (4, 3, 3) Georgia Tech 1/11/2025 W, 93-71
Three players with 3+ steals	4 (4,3,3,2,2) Georgia Tech 1/11/2025 W, 93-71
Three players with 4+ steals	8 (2,2,2,2,1,1,1,1) UAB 2/4/2024 W, 72-69
Six different players with a blocked shot	5 (5,3,3,2,2) Western Illinois 11/8/2023 W, 90-53
Four players with 2+ blocks	3 (6,3,3) Georgia Tech 1/11/2025 W, 93-71
Three players with 2+ blocks	3 (4,4,4) Tarleton State 11/4/2024 W, 96-62
Started 3 Freshmen	7 (3,3,2,1,1,1,1) Houston Christian 12/19/2023 W, 89-53
Started 4 Freshmen	3 (3,2,2) vs Cal Baptist 11/26/2024 W, 79-77 3 Houston 2/9/2008 W, 68-53 (Papa Dia, Ryan Harp, Mike Walker)
Won an overtime game	4 Florida Atlantic 11/29/1998 W, 91-61
Lost an overtime game	(DeWayne Floyd, Damon Hancock, Mike Niemi, Nigel Smith)
Won a double overtime game	East Carolina 3/6/2024 W, 80-77 ot
Lost a double overtime game	at Wichita State 2/12/2023 L, 91-89 (2OT)
Won a triple overtime game	UTEP 3/1/2008 W, 99-96 2ot
Lost a triple overtime game	at Wichita State 2/12/2023 L, 91-89 (2OT)
Played consecutive overtime games	Baylor 1/9/1988 W, 97-93 3ot
Won consecutive overtime games	Never
Sold out at home	at East Carolina 1/18/2006 (W, 74-70 ot); Rice 1/21/2006 (W, 80-89 ot)
Won 18+ straight games	at East Carolina 1/18/2006 (W, 74-70 ot); Rice 1/21/2006 (W, 80-89 ot)
Won 10+ straight games	19 of last 26 Houston (7094) 1/24/2015 W, 80-59
Won 8+ straight games	18 Sam Houston (W, 85-50, 11/14/15) - ended at Temple (L, 89-80, 1/24/16)
Won 5+ straight games	16 at Tulane (W 80-64 1/15/17) - ended vs. [-/rv] USC (L, 66-65, 3/17/17)
Won 10+ straight regular season games	8 Sam Houston (W 75-66, 11/24/21) - end at Cincinnati (L, 77-60, 1/6/22)
Won 15+ straight RS non-league games	7 vs Cal Baptist (W, 79-77, 11/26/24) - end [4/4] Duke (L, 89-62, 1/4/25)
Won 10+ straight RS non-league games	17 at Tulane (W 80-64 1/15/17) - ended vs Northern Iowa (L 61-58 11/22/17,
Won 15+ straight non-league at home	15 Sam Houston (W 85-50 11/14/15)-ended vs [-/rv] Michigan (L 76-54 11/18/16)
Won 10+ straight non-league at home	10 CSU Bakersfield (W 49-43 12/2/16 - ended vs Northern Iowa (L 61-58 11/22/17)
Won 8+ straight league games	33 Texas Southern (W 72-59 11/26/14) - Southern Miss (L 74-64 11/11/18)
Won 5+ straight league games	13 Georgia State (W 85-76 12/23/19) - New Mexico (L 84-63 11/15/22)
Won 7+ straight road games	15 at Tulane (W, 80-64, 1/15/17) - ended at Tulane (L, 73-70, 1/4/18)
Won 6+ straight road games	5 USF (W 77-65, 1/12/22) - end at Wichita State (L, 72-57, 2/5/22)
Won 3+ straight road games	7 at UCF (W, 70-61, 1/11/15) to at Memphis (W, 66-57, 2/26/15)
Won 7+ straight league road games	6 at Tulane (W, 80-64, 1/15/17) - ended at [20/20] TCU (L, 94-83, 12/5/17)
Won 6+ straight league road games	3 at Tulane (W, 75-66, 1/15/22) - end at Wichita State (L, 72-57, 2/5/22)
Won 3+ straight league road games	7 at UCF (W, 70-61, 1/11/15) to at Memphis (W, 66-57, 2/26/15)
Won 20+ straight home games	6 at Tulane (W, 80-64, 1/15/17) - ended at Tulane (L, 73-70, 1/4/18)
Won 10+ straight home games	3 at Tulane (W, 75-66, 1/15/22) - end at Wichita State (L, 72-57, 2/5/22)
Won 9+ straight home games	33 [rv/rv] Gonzaga (W 69-60, 2/13/16) - ended Temple (L, 66-64, 1/10/18)
Won 12+ straight league home games	19 Temple (W, 79-68, 1/11/21) - ended Washington State (L, 75-63, 3/20/22)
Won 10+ straight league home games	9 A&M Commerce (W, 90-47, 12/3/23) - ended UTSA (L, 77-73, 3/2/24)
Won 5+ straight league home games	14 East Carolina (W, 74-63, 2/21/16) - ended Temple (L, 66-64, 1/10/18)
Won 5+ straight league tournament games	11 Temple (W, 79-68, 1/11/21) - ended Tulane (L, 97-88, 1/11/23)
Received Votes both polls	7 Charlotte (W, 66-54, 1/2/24) - ended UTSA (L, 77-73, 3/2/24)
Received Votes AP	7 vs. ECU (W 74-68, 3/13/15) - end vs [8/8] Cincinnati (L 61-51, 3/9/18)
Received Votes Coaches Poll	RV/RV RV in AP / RV Coaches polls 2/21/2022 19-6, 10-3
Ranked in Top 25	RV/RV RV in AP / RV Coaches polls 2/21/2022 19-6, 10-3
Ranked in Top 20	RV/RV RV in AP / RV Coaches polls 2/21/2022 19-6, 10-3
Ranked in Top 15	11/13 #11 in AP / #13 Coaches polls 3/13/2017 30-4, 17-1
Ranked in Top 12	11/13 #11 in AP / #13 Coaches polls 3/13/2017 30-4, 17-1
Ranked in Top 10	11/13 #11 in AP / #13 Coaches polls 3/13/2017 30-4, 17-1
Defeated a team receiving votes	11/13 #11 in AP / #13 Coaches polls 3/13/2017 30-4, 17-1
Defeated a ranked opponent	AP 8 #8 AP 1/18/2016 17-0, 6-0
Defeated an AP Top-20 opponent	[-/rv] vs LSU 12/14/2024 W, 74-64
Defeated an AP Top-10 opponent	[6/7] [6/7] Houston 2/9/2022 W, 85-83
Defeated an AP Top-5 opponent	[6/7] [6/7] Houston 2/9/2022 W, 85-83
Defeated a ranked opponent on road	[6/7] [6/7] Houston 2/9/2022 W, 85-83
Defeated an AP Top-20 opponent on road	2/4 vs [2/4] Arizona 11/23/2017 W, 66-60
Defeated an AP Top-10 opponent on road	20/20 at [20/20] Memphis 1/25/2020 W, 74-70
Defeated an AP Top-20 at neutral site	20/20 at [20/20] Memphis 1/25/2020 W, 74-70
	7/4 at [7/4] Wichita State 1/17/2018 W, 83-78
	2/4 vs [2/4] Arizona 11/23/2017 W, 66-60

2 Georgia Tech Duncan Powell (13pts, 11 rebs; Nathan George 11pts, 10 asts)	1/11/2025	W, 93-71
2 (7, 7) at [-/rv] Indiana State	3/20/2024	L, 101-92
2 (7, 7) at [-/rv] Indiana State	3/20/2024	L, 101-92
3 (8,6,6) Tulane	1/11/2023	L, 97-88
2 (10,5) Georgia Tech	1/11/2025	W, 93-71
6 at North Carolina	1/7/2025	L, 82-67
6 at North Carolina	1/7/2025	L, 82-67
2 UTSA	3/2/2024	L, 77-73
PJ Carter (5-9), Jordan Ivy-Curry (5-9)		
3 (4,3,3) at North Carolina	1/7/2025	L, 82-67
4 (2,2,2,2) vs Temple	14-Mar	L, 75-60
4 (4,4,3,3) at Tulane	2/1/2023	L, 74-52
4 (4,4,3,3) at Tulane	2/1/2023	L, 74-52
6 (2,1,1,1,1,1) [4/4] Duke	1/4/2025	L, 89-62
4 (3,2,2,2) Tulane	2/1/2024	W, 80-76
3 (3,2,2) at Tulane	2/15/2024	W, 67-79

The Last Time...

Individual	SMU	Player	Opponent	Date	Result	Opp	Player	Opponent	Date	Result
Scored 50 pts	51	Gene Phillips	at Texas	3/2/1971	L, 96-88					
Scored 44 pts	51	Gene Phillips	at Texas	3/2/1971	L, 96-88	44	Jeff Webster	Oklahoma	2/2/1994	
Scored 40 pts	51	Gene Phillips	at Texas	3/2/1971	L, 96-88	40	Morris Almond	at Rice	3/4/2006	L, 68-66
Scored 39 pts	39	Jeryl Sasser	at UTEP	1/22/2001	L, 83-69	40	Morris Almond	at Rice	3/4/2006	L, 68-66
Scored 36 pts	36	Semi Ojeleye	vs. East Carolina	3/10/2017	W, 81-77	36	Zach Nutall	Sam Houston State	11/25/2020	W, 97-67
Scored 35 pts	35	Kendric Davis	vs Cincinnati	3/12/2021	L, 74-71	35	Jayson Kent	at [-rv/] Indiana State	3/20/2024	L, 101-92
Scored 30 pts	33	Kendric Davis	at New Mexico	12/19/2021	W, 90-72	32	Kendal Coleman	vs Cal Baptist	11/6/2024	W, 79-77
Scored 28 pts	28	Zhuric Phelps	A&M-Commerce	11/5/2022	W, 77-60	32	Kendal Coleman	vs Cal Baptist	11/6/2024	W, 79-77
Scored 27 pts	27	Stefan Todorovic	Tulane	1/11/2023	L, 97-88	32	Kendal Coleman	vs Cal Baptist	11/6/2024	W, 79-77
Scored 26 pts	26	Ricardo Wright	[rv/-] Memphis	2/18/2024	W, 106-79	26	RJ Davis	at North Carolina	1/7/2025	L, 82-67
Scored 25 pts	26	Ricardo Wright	[rv/-] Memphis	2/18/2024	W, 106-79	26	RJ Davis	at North Carolina	1/7/2025	L, 82-67
Scored 25 pts (1st half)	25	Bryan Hopkins	TCU	12/30/2005	W, 52-49					
Scored 20 pts (1st half)	22	Jimmy Whitt Jr.	Cornell	12/22/2018	W, 81-53	20 (30)	Dominique Morrison	at Oral Roberts	11/21/2011	L, 62-56
Scored 26 pts (2nd half)	27 (35)	Kendric Davis	vs Cincinnati	3/12/2021	L, 74-71	27 (30)	Tyler Harris	at USF	2/25/2023	L, 71-67
Scored 25 pts (2nd half)	27 (35)	Kendric Davis	vs Cincinnati	3/12/2021	L, 74-71	25 (32)	Kendal Coleman	vs Cal Baptist	11/6/2024	W, 79-77
Scored 24 pts (2nd half)	24 (30)	Kendric Davis	Washington State	3/20/2022	L, 75-63	25 (32)	Kendal Coleman	vs Cal Baptist	11/6/2024	W, 79-77
Scored 20 pts (2nd half)	21 (21)	Zhuric Phelps	ULM	11/26/2023	W, 70-57	25 (32)	Kendal Coleman	vs Cal Baptist	11/6/2024	W, 79-77
Scored 30 pts (as FR)	32	Paul McCoy	TAMU-CC	12/31/2008	W, 92-62					
Scored 25 pts (as FR)	29	Paul McCoy	at UAB	2/14/2009	L, 78-75					
Scored 24 pts (as FR)	24	Shake Milton	at Tulsa	12/29/2015	W, 81-69					
Scored 23 pts (as FR)	23	Ethan Chargois	ULM	11/12/2017	W, 83-65					
Scored 20 pts (as FR)	21	Ethan Chargois	vs Western Ky.	11/24/2017	L, 63-61					
Led team in scoring (as FR)	21	Ethan Chargois	vs Western Ky.	11/24/2017	L, 63-61					
Had 55% or more of team pts.						58.8 (40of68)	Morris Almond	at Rice	3/4/2006	L, 68-66
Had 53% or more of team pts.						53.7 (36of67)	Zach Nutall	Sam Houston State	11/25/2020	W, 97-67
Had 50% or more of team pts. previous	55.1 (27 of 49)	Jahmal McMurray	[23/22] Cincinnati	2/27/2019	L, 52-49	53.7 (36of67)	Zach Nutall	Sam Houston State	11/25/2020	W, 97-67
Had 25 rebounds	51.9 (27 of 52)	Bryan Hopkins	TCU	12/30/2005	W, 52-49					
Had 20 rebounds	26	Ira Terrell	New Mexico St.	12/16/1975						
	23	Jordan Tolbert	Nicholls	12/16/2015	W, 86-42	20	Tacko Fall	at UCF	2/24/2019	L, 95-48
	prievious: 21	Papa Dia	at Northern Iowa	3/21/2011	W, 57-50					
Had 19 rebounds	19	Jordan Tolbert	Hampton	12/17/2015	W, 105-72	19	Justin Gorham	[5/5] Houston	1/3/2021	L, 74-60
Had 18 rebounds	19	Jordan Tolbert	Hampton	12/17/2015	W, 105-72	18	Toumani Camara	at [24/25] Dayton	11/11/2022	L, 74-62
Had 17 rebounds	19	Jordan Tolbert	Hampton	12/17/2015	W, 105-72	18	Toumani Camara	at [24/25] Dayton	11/11/2022	L, 74-62
Had 16 rebounds	16	Matt Cross	vs LSU	12/14/2024	W, 74-64	18	Toumani Camara	at [24/25] Dayton	11/11/2022	L, 74-62
Had 15 rebounds	16	Matt Cross	vs LSU	12/14/2024	W, 74-64	15	Henry Coleman II	[13/15] Texas A&M	11/14/2023	L, 79-66
Had 15+ rebs, back-to-back	23,19	Jordan Tolbert	Nicholls 12/16/15 (W), Hampton 12/17 (W)							
Had 12 rebs (1st half)	12 (21)	Papa Dia	at Northern Iowa	3/21/2011	W, 57-50	16 (20)	Tacko Fall	at UCF	2/24/2019	L, 95-48
Had 11 rebs (1st half)	11 (14)	Feron Hunt	at USF	3/10/2019	W, 77-71	16 (20)	Tacko Fall	at UCF	2/24/2019	L, 95-48
Had 10 rebs (1st half)	11 (14)	Feron Hunt	at USF	3/10/2019	W, 77-71	10 (15)	Henry Coleman II	[13/15] Texas A&M	11/14/2023	L, 79-66
Had 12 rebs (2nd half)	12 (23)	Jordan Tolbert	Nicholls	12/16/2015	W, 86-42	13 (19)	Justin Gorham	[5/5] Houston	1/3/2021	L, 74-60
Had 11 rebs (2nd half)	12 (23)	Jordan Tolbert	Nicholls	12/16/2015	W, 86-42	11 (17)	Justin Gorham	at [6/6] Houston	1/31/2021	L, 70-48
Had 10 rebs (2nd half)	12 (23)	Jordan Tolbert	Nicholls	12/16/2015	W, 86-42	11 (17)	Justin Gorham	at [6/6] Houston	1/31/2021	L, 70-48
Had 13 rebounds (as FR)	14	Feron Hunt	at USF	3/10/2019	W, 77-71					
Had 10 rebounds (as FR)	14	Feron Hunt	at USF	3/10/2019	W, 77-71					
Had 9 Off. Rebounds	9 (11)	Isiaha Mike	at Temple	2/13/2019	L, 82-74	9 (19)	Justin Gorham	[5/5] Houston	1/3/2021	L, 74-60
Had 8 Off. Rebounds	8 (13)	Samet Yigitoglu	[4/4] Duke	1/4/2025	L, 89-62	9 (19)	Justin Gorham	[5/5] Houston	1/3/2021	L, 74-60
Had 7 Off. Rebounds	8 (13)	Samet Yigitoglu	[4/4] Duke	1/4/2025	L, 89-62	7 (10)	Ody Oguama	Cincinnati	1/14/2023	L, 54-52
Had 17 Assists	17	Gerald Lewis	Texas	3/6/1993	W, 96-80					
Had 15 Assists	17	Gerald Lewis	Texas	3/6/1993	W, 96-80					
Had 13 Assists	14	Kendric Davis	Cincinnati	1/7/2021	L, 76-69	12	Jamal Shead	[6/7] Houston	2/9/2022	W, 85-83
Had 12 Assists	12	Kendric Davis	vs Boise State	3/18/2021	L, 85-84	11	Colby Garland	Longwood	12/29/2024	W, 98-82
Had 11 Assists	12	Kendric Davis	vs Boise State	3/18/2021	L, 85-84	10	Nathan George	Georgia Tech	1/11/2025	W, 93-71
Had 10 Assists	10	Chuck Harris	Tulsa	1/20/2024	W, 103-70					
Had 9 steals	9	Bryan Hopkins	San Jose St.	2/10/2005	W, 66-46					
Had 8 steals	9	Bryan Hopkins	San Jose St.	2/10/2005	W, 66-46					
Had 7 steals	7	Zhuric Phelps	at Wichita State	2/12/2023	L, 91-89 (2OT)	7	Will Cummings	[RV/-] Temple	2/19/2015	W, 67-58
Had 6 steals	6	B.J. Edwards	Georgia Tech	1/11/2025	W, 93-71	6	Hysier Miller	vs Teple	3/14/2024	L, 75-60
Had 5 steals	6	B.J. Edwards	Georgia Tech	1/11/2025	W, 93-71	6	Hysier Miller	vs Teple	3/14/2024	L, 75-60
Made 20 FGs	20	Gene Phillips	at Texas	3/2/1971	L, 96-88					
Made 14 FGs	14 (14-17)	Jahmal McMurray	Western Carolina	11/14/2018	W, 98-65	14	Morris Almond	at Rice	3/4/2006	L, 68-66
Made 12 FGs	12 (12-19)	Jimmy Whitt Jr.	vs [24/23] Cincinnati	3/15/2019	L, 82-74	12 (12-16)	Kendal Coleman	vs Cal Baptist	11/6/2024	W, 79-77
Made 11 FGs	11 (11-16)	Zach Nutall	vs Iona	12/22/2022	W, 85-81	12 (12-16)	Kendal Coleman	vs Cal Baptist	11/6/2024	W, 79-77
Made 10 FGs	10 (10-18)	Zhuric Phelps	at Arizona State	12/6/2023	L, 76-74	12 (12-16)	Kendal Coleman	vs Cal Baptist	11/6/2024	W, 79-77
38 FGA	38	Gene Phillips	at Texas	3/2/1971	L, 96-88					
30 FGA	38	Gene Phillips	at Texas	3/2/1971	L, 96-88					
26 FGA										
25 FGA	25 (12-25)	Jahmal McMurray	Memphis	2/14/2018	L, 70-67	26 (8-26)	Tamir Jackson	Rice	2/27/2013	W, 67-55
24 FGA	24 (9-24)	Zhuric Phelps	vs UCF	3/9/2023	L, 76-70	26 (8-26)	Tamir Jackson	Rice	2/27/2013	W, 67-55
23 FGA	24 (9-24)	Zhuric Phelps	vs UCF	3/9/2023	L, 76-70	24 (8-24)	Savion Flagg	Sam Houston	11/24/2021	W, 75-66
20 FGA	20 (8-20)	Zhuric Phelps	vs West Virginia	11/20/2023	W, 70-58	23 (11-23)	Jordan Brown	Louisiana	11/22/2022	L, 76-72 ot
Shot 100% (10 FGM)	100 (10-10)	Markus Kennedy	[22/22] Memphis	2/1/2014	W, 87-72	22 (12-22)	Jordan Ivy-Curry	UTSA	3/2/2024	L, 77-73

Shot 91% (10 FGM)	91.7 (11-12)	Jordan Tolbert	Michigan	12/8/2015	W, 82-58	91.7 (11-12)	Jayson Kent	at [-/rv] Indiana State	3/20/2024	L, 101-92
Shot 90% (10 FGM)	90.9 (10-11)	Sterling Brown	Hampton	12/17/2015	W, 105-72	91.7 (11-12)	Jayson Kent	at [-/rv] Indiana State	3/20/2024	L, 101-92
Shot 75% (10 FGM)	82.3 (14-17)	Jahmal McMurray	Western Carolina	11/14/2018	W, 98-65	75.0 (12-16)	Kendal Coleman	vs Cal Baptist	11/6/2024	W, 79-77
Shot 100% (9 FGM)	100 (9-9)	Keon Ambrose-Hylton	Texas A&M-Commerce	12/3/2023	W, 90-47	91.7 (11-12)	Jayson Kent	at [-/rv] Indiana State	3/20/2024	L, 101-92
Shot 75% (9 FGM)	75.0 (9-12)	Ricardo Wright	[rv/-] Memphis	2/18/2024	W, 106-79	100 (8-8)	Devin Coleman	at Temple	1/24/2016	L, 89-80
Shot 100% (8 FGM)	100 (9-9)	Keon Ambrose-Hylton	Texas A&M-Commerce	12/3/2023	W, 90-47	91.7 (11-12)	Jayson Kent	at [-/rv] Indiana State	3/20/2024	L, 101-92
Shot 85% (8 FGM)	88.9 (8-9)	Tyreek Smith	Tulane	2/1/2024	W, 80-76	75.0 (12-16)	Kendal Coleman	vs Cal Baptist	11/6/2024	W, 79-77
Shot 75% (8 FGM)	75.0 (9-12)	Ricardo Wright	[rv/-] Memphis	2/18/2024	W, 106-79	100 (8-8)	Devin Coleman	at Temple	1/24/2016	L, 89-80
Shot 100% (7 FGM)	100 (9-9)	Keon Ambrose-Hylton	Texas A&M-Commerce	12/3/2023	W, 90-47	91.7 (11-12)	Jayson Kent	at [-/rv] Indiana State	3/20/2024	L, 101-92
Shot 90% (7 FGM)	100 (9-9)	Keon Ambrose-Hylton	Texas A&M-Commerce	12/3/2023	W, 90-47	91.7 (11-12)	Jayson Kent	at [-/rv] Indiana State	3/20/2024	L, 101-92
Shot 88% (7 FGM)	88.9 (8-9)	Tyreek Smith	Tulane	2/1/2024	W, 80-76	91.7 (11-12)	Jayson Kent	at [-/rv] Indiana State	3/20/2024	L, 101-92
Shot 80% (7 FGM)	87.5 (7-8)	Samet Yiğitoğlu	Virginia	12/7/2024	W, 63-51	75.0 (12-16)	Kendal Coleman	vs Cal Baptist	11/6/2024	W, 79-77
Shot 75% (7 FGM)	77.9 (7-9)	Matt Cross	at Boston College	12/21/2024	W, 103-77	100 (6-6)	Kasean Pryor	at [rv/rv] South Florida	2/25/2024	L, 79-68
Shot 100% (6 FGM)	100 (6-6)	Tyreek Smith	at North Texas	1/25/2024	L, 68-66	91.7 (11-12)	Jayson Kent	at [-/rv] Indiana State	3/20/2024	L, 101-92
Shot 88% (6 FGM)	88.9 (8-9)	Tyreek Smith	Tulane	2/1/2024	W, 80-76	91.7 (11-12)	Jayson Kent	at [-/rv] Indiana State	3/20/2024	L, 101-92
Shot 87% (6 FGM)	87.5 (7-8)	Samet Yiğitoğlu	Virginia	12/7/2024	W, 63-51	75.0 (12-16)	Kendal Coleman	vs Cal Baptist	11/6/2024	W, 79-77
Shot 75% (6 FGM)	86.7 (6-7)	Boopie Miller	Longwood	12/29/2024	W, 98-82	100 (6-6)	Kasean Pryor	at [rv/rv] South Florida	2/25/2024	L, 79-68
Shot 100% (5 FGM)	100 (5-5)	Keon Ambrose-Hylton	at Rice	2/7/2024	W, 95-69	91.7 (11-12)	Jayson Kent	at [-/rv] Indiana State	3/20/2024	L, 101-92
Shot 87% (5 FGM)	87.5 (7-8)	Samet Yiğitoğlu	Virginia	12/7/2024	W, 63-51	83.3 (5-6)	Kolby King	at Butler	11/15/2024	L, 81-70
Shot 80% (5 FGM)	86.7 (6-7)	Boopie Miller	Longwood	12/29/2024	W, 98-82	75.0 (12-16)	Kendal Coleman	vs Cal Baptist	11/6/2024	W, 79-77
Shot 75% (5 FGM)	86.7 (6-7)	Boopie Miller	Longwood	12/29/2024	W, 98-82	10 (10-16)	James Woodard	[RV/-] Tulsa	3/8/2015	W, 67-62
Made 10 3FG						9 (9-11)	Bryce Alford	vs. UCLA	3/19/2015	L, 60-59
Made 9 3FG	9 (9-19)	Jahmal McMurray	Memphis	2/14/2018	L, 70-67	8 (8-14)	Scotty Pippen Jr.	Vanderbilt	12/4/2021	W, 84-72
Made 8 3FG	9 (9-19)	Jahmal McMurray	Memphis	2/14/2018	L, 70-67	8 (8-14)	Scotty Pippen Jr.	Vanderbilt	12/4/2021	W, 84-72
Made 7 3FG	7 (7-10)	Kendric Davis	at Tulane	1/15/2022	W, 75-66	6 (6-8)	Kendal Coleman	vs Cal Baptist	11/26/2024	W, 79-77
Made 6 3FG	6 (6-8)	Ricardo Wright	[rv/-] Memphis	2/18/2024	W, 106-79	5 (5-8)	Javian McCollum	Georgia Tech	1/11/2025	W, 93-71
Made 5 3FG	6 (6-8)	Ricardo Wright	[rv/-] Memphis	2/18/2024	W, 106-79	17 (8-17)	Robert Vaden	UAB	2/23/2008	L, 73-59
17 3FGA	19 (9-19)	Jahmal McMurray	Memphis	2/14/2018	L, 70-67	16 (10-16)	James Woodard	[RV/-] Tulsa	3/8/2015	W, 67-62
16 3FGA	19 (9-19)	Jahmal McMurray	Memphis	2/14/2018	L, 70-67	15 (2-15)	Bryan Robinson	New Orleans	11/12/2019	W, 77-64
15 3FGA	15 (6-15)	Kendric Davis	vs Tulsa	3/11/2022	W, 83-58	14 (7-14)	Dexter Dennis	Wichita State	3/1/2020	L, 66-62
13 3FGA	15 (6-15)	Kendric Davis	vs Tulsa	3/11/2022	W, 83-58	12 (2-12)	Sam Griffin	at Tulsa	1/18/2023	W, 79-76 (OT)
12 3FGA	15 (6-15)	Kendric Davis	vs Tulsa	3/11/2022	W, 83-58	12 (2-12)	Sam Griffin	at Tulsa	1/18/2023	W, 79-76 (OT)
11 3FGA	11 (3-11)	Ricardo Wright	UTSA	3/2/2024	L, 77-73	10 (5-10)	Khalif Battle	Temple	2/8/2023	W, 72-71
10 3FGA	11 (3-11)	Ricardo Wright	UTSA	3/2/2024	L, 77-73	10 (3-10)	Zach Hicks	Temple	2/8/2023	W, 72-71
Shot 60% (10 3FGM)						62.5 (10-16)	James Woodard	[RV/-] Tulsa	3/8/2015	W, 67-62
Shot 60% (9 3FGM)						81.8 (9-11)	Bryce Alford	vs. UCLA	3/13/2015	L, 60-59
Shot 80% (8 3FGM)						81.8 (9-11)	Bryce Alford	vs. UCLA	3/13/2015	L, 60-59
Shot 70% (8 3FGM)	72.7 (8-11)	Nic Moore	Houston	1/24/2015	W, 80-59	72.7 (8-11)	Kameron Gibson	Western Carolina	11/14/2018	W, 98-65
Shot 80% (7 3FGM)	87.5 (7-8)	Shake Milton	at Tulsa	12/29/2015	W, 81-69	100 (7-7)	Devin Coleman	at Temple	1/24/2016	L, 89-80
Shot 75% (7 3FGM)	87.5 (7-8)	Shake Milton	at Tulsa	12/29/2015	W, 81-69	77.8 (7-9)	Armoni Brooks	at [rv/rv] Houston	2/8/2018	L, 67-58
Shot 70% (7 3FGM)	70.0 (7-10)	Kendric Davis	at Tulane	1/15/2022	W, 75-66	72.7 (8-11)	Kameron Gibson	Western Carolina	11/14/2018	W, 98-65
Shot 80% (6 3FGM)	87.5 (7-8)	Shake Milton	at Tulsa	12/29/2015	W, 81-69	85.7 (6-7)	Alem Huseinovic	at Rice	2/7/2024	W, 95-69
Shot 70% (6 3FGM)	75.0 (6-8)	Ricardo Wright	[rv/-] Memphis	2/18/2024	W, 106-79	75.0 (6-8)	Kendal Coleman	vs Cal Baptist	11/26/2024	W, 79-77
Shot 100% (5 3FGM)	100 (5-5)	Isiaha Mike	Tulane	1/26/2019	W, 85-75	100 (5-5)	Justin Jenifer	vs [24/23] Cincinnati	3/15/2019	L, 82-74
Shot 80% (5 3FGM)	83.3 (5-6)	Chuck Harris	at Tulane	2/15/2024	W, 87-79	85.7 (6-7)	Alem Huseinovic	at Rice	2/7/2024	W, 95-69
Shot 70% (5 3FGM)	75.0 (6-8)	Ricardo Wright	[rv/-] Memphis	2/18/2024	W, 106-79	75.0 (6-8)	Kendal Coleman	vs Cal Baptist	11/26/2024	W, 79-77
Shot 100% (4 3FGM)	100 (4-4)	Ricardo Wright	at Murray State	12/22/2023	W, 92-65	100 (4-4)	Kolby King	at Butler	11/15/2024	L, 81-70
Shot 83% (4 3FGM)	83.3 (5-6)	Chuck Harris	at Tulane	2/15/2024	W, 87-79	100 (4-4)	Kolby King	at Butler	11/15/2024	L, 81-70
Shot 70% (4 3FGM)	80.0 (4-5)	Chuck Harris	at Boston College	12/21/2024	W, 103-77	75.0 (6-8)	Kendal Coleman	vs Cal Baptist	11/26/2024	W, 79-77
Shot 100% (3 3FGM)	100 (3-3)	Matt Cross	at Boston College	12/21/2024	W, 103-77	100 (4-4)	Kolby King	at Butler	11/15/2024	L, 81-70
Shot 80% (3 3FGM)	100 (3-3)	Yohan Traore	Georgia Tech	1/11/2025	W, 93-71	100 (4-4)	Kolby King	at Butler	11/15/2024	L, 81-70
Shot 70% (3 3FGM)	100 (3-3)	Yohan Traore	Georgia Tech	1/11/2025	W, 93-71	75.0 (6-8)	Kendal Coleman	vs Cal Baptist	11/26/2024	W, 79-77
Made 20 FTs	22 (22-24)	Jan Loudermilk	TCU	2/24/1962		16 (14-16)	Bubu Benjamin	Tarleton State	11/4/2024	W, 96-62
Made 14 FTs	14 (14-15)	Derek Williams	Memphis	1/30/2010	W, 70-60	16 (14-16)	Bubu Benjamin	Tarleton State	11/4/2024	W, 96-62
Made 13 FTs	13 (13-14)	Kendric Davis	Cincinnati	3/3/2022	W, 76-71	16 (14-16)	Bubu Benjamin	Tarleton State	11/4/2024	W, 96-62
Made 12 FTs	12 (12-13)	Zhuric Phelps	at North Texas	1/25/2024	L, 68-66	16 (14-16)	Bubu Benjamin	Tarleton State	11/4/2024	W, 96-62
Made 11 FTs	12 (12-13)	Zhuric Phelps	at North Texas	1/25/2024	L, 68-66	16 (14-16)	Bubu Benjamin	Tarleton State	11/4/2024	W, 96-62
Made 10 FTs	10 (10-12)	Boopie Miller	Longwood	12/29/2024	W, 98-82	16 (14-16)	Bubu Benjamin	Tarleton State	11/4/2024	W, 96-62
Att. 24 Fts	24 (22-24)	Jan Loudermilk	TCU	2/24/1962						
Att. 20 Fts	24 (22-24)	Jan Loudermilk	TCU	2/24/1962						
Att. 17 Fts	17 (13-17)	Kendric Davis	vs Cincinnati	3/12/2021	L, 74-71	17 (13-17)	Danuel House	at Houston	1/9/2013	L, 78-67
Att. 16 Fts	17 (13-17)	Kendric Davis	vs Cincinnati	3/12/2021	L, 74-71	16 (11-16)	Christion Thompson	at Tulane	2/19/2020	L, 80-72
Att. 15 Fts	17 (13-17)	Kendric Davis	vs Cincinnati	3/12/2021	L, 74-71	15 (10-15)	Kevin Cross	Tulane	2/1/2024	W, 80-76
Att. 14 Fts	14 (13-14)	Kendric Davis	Cincinnati	3/3/2022	W, 76-71	14 (14-16)	Bubu Benjamin	Tarleton State	11/4/2024	W, 96-62
Att. 13 Fts	13 (12-13)	Zhuric Phelps	at North Texas	1/25/2024	L, 68-66	14 (14-16)	Bubu Benjamin	Tarleton State	11/4/2024	W, 96-62
Att. 12 Fts	12 (10-12)	Boopie Miller	Longwood	12/29/2024	W, 98-82	14 (14-16)	Bubu Benjamin	Tarleton State	11/4/2024	W, 96-62
100% FTs (min 10 FTM)	100 (10-10)	Zhuric Phelps	East Carolina	3/6/2024	W, 80-77 ot	11 (11-11)	Alandise Harris	at Arkansas	11/18/2013	L, 89-78
100% FTs (min 9 FTM)	100 (10-10)	Zhuric Phelps	East Carolina	3/6/2024	W, 80-77 ot	100 (9-9)	Robbie Avila	at [-/rv] Indiana State	3/20/2024	L, 101-92
100% FTs (min 8 FTM)	100 (10-10)	Zhuric Phelps	East Carolina	3/6/2024	W, 80-77 ot	100 (8-8)	Cooper Flagg	[4/4] Duke	11/4/2025	L, 89-62
100% FTs (min 7 FTM)	100 (10-10)	Zhuric Phelps	East Carolina	3/6/2024	W, 80-77 ot	100 (8-8)	Cooper Flagg	[4/4] Duke	11/4/2025	L, 89-62
100% FTs (min 6 FTM)	100 (6-6)	Jerrell Colbert	Alabama State	12/3/2024	W, 101-72	100 (8-8)	Cooper Flagg	[4/4] Duke	11/4/2025	L, 89-62
Had 9 blocks (SMU record)	9	Yanick Moreira	Midwestern State	12/29/2014	W, 70-61					

Had 8 blocks	9	Yanick Moreira	Midwestern State	12/29/2014	W, 70-61	8	Viktor Lakhin	Cincinnati	1/14/2023	L, 54-52
Had 7 blocks	7	Michael Weathers	vs Tulsa	3/11/2022	W, 83-58	8	Viktor Lakhin	Cincinnati	1/14/2023	L, 54-52
Had 6 blocks	7	Michael Weathers	vs Tulsa	3/11/2022	W, 83-58	8	Viktor Lakhin	Cincinnati	1/14/2023	L, 54-52
Had 5 blocks	5	Tyreek Smith	UAB	2/4/2024	W, 72-69	5	Steve Settle	vs Temple	3/14/2024	L, 75-60
Had 5 blocks (1st half)	5 (9 total)	Yanick Moreira	Midwestern State	12/29/2014	W, 70-61	5 (5 total)	Justin Jackson	at Cincinnati	1/1/2014	L, 65-57
Had 4 blocks (1st half)	4 (5 total)	Yor Anei	at Temple	12/30/2020	W, 79-71	5 (5 total)	Justin Jackson	at Cincinnati	1/1/2014	L, 65-57
Had 5 blocks (2nd half)	5 (6 total)	Cannen Cunningham	[RV/RV] Memphis	2/6/2013	L, 60-52	7 (8 total)	Viktor Lakhin	Cincinnati	1/14/2023	L, 54-52
Had 4 blocks (2nd half)	4 (7 total)	Michael Weathers	vs Tulsa	3/11/2022	W, 83-58	7 (8 total)	Viktor Lakhin	Cincinnati	1/14/2023	L, 54-52
Had a triple double	12p/10r/10a	Jimmy Whitt Jr.	McNeese	11/29/2018	W, 91-59	15p/14r/10a	Jason McKrieth	at Rice	12/31/2005	L, 66-64 ot
Had 18+ pts & rebs	20pts, 19 rebs	Jordan Tolbert	Hampton	12/17/2015	W, 105-72	23 pt, 20 reb	Tacko Fall	at UCF	2/24/2019	L, 95-48
Had 16+ pts & rebs	20pts, 19 rebs	Jordan Tolbert	Hampton	12/17/2015	W, 105-72	23 pt, 20 reb	Tacko Fall	at UCF	2/24/2019	L, 95-48
Had 15+ pts & rebs	16pts, 16 rebs	Matt Cross	vs LSU	12/14/2024	W, 74-64	23 pt, 20 reb	Tacko Fall	at UCF	2/24/2019	L, 95-48
Had 15+ pts & rebs, 2 gms	18p,23r; 20,19	Jordan Tolbert	Nicholls 12/16/15 (W), Hampton 12/17 (W)							
Had 35+points, 10+ rebs	36 pts, 12 reb	Semi Ojeleye	vs. East Carolina	3/10/2017	W, 81-77	36 pts, 13 reb	Mark Patton	Marshall	2/16/2006	L, 75-72 ot
Had 30+points, 10+ rebs	36 pts, 12 reb	Semi Ojeleye	vs. East Carolina	3/10/2017	W, 81-77	33 pts, 10 reb	David Jones	[rv/-] Memphis	2/18/2024	W, 106-79
Previous	30 pts, 10 reb	Semi Ojeleye	at Temple	2/9/2017	W, 66-50	36 pts, 13 reb	Mark Patton	Marshall	2/16/2006	L, 75-72 ot
Had 25+points, 10+ rebs	25 pts, 14 reb	Tyson Jolly	Temple	1/18/2020	W, 68-52	33 pts, 10 reb	David Jones	[rv/-] Memphis	2/18/2024	W, 106-79
Had 21+ pts & 15+ rebs	20pts, 19 rebs	Jordan Tolbert	Hampton	12/17/2015	W, 105-72	23 pt, 20 reb	Tacko Fall	at UCF	2/24/2019	L, 95-48
Had 20+ pts & 15+ rebs	20pts, 19 rebs	Jordan Tolbert	Hampton	12/17/2015	W, 105-72	23 pt, 20 reb	Tacko Fall	at UCF	2/24/2019	L, 95-48
Had 30+points, 9+ assists	33 pts, 9 ast	Jon Killen	UTEP	3/1/2008	W, 99-96 2ot					
Had 25+points, 10+ assists	25 pts, 11 ast	Nic Moore	[rv/rv] Gonzaga	2/13/2016	W, 69-60	25 pts, 11 ast	Kendric Davis	at [rv/-] Memphis	1/26/2023	L, 99-84
Had 30+points, 5+ assists	33 pts, 5 ast	Kendric Davis	Sam Houston State	11/25/2020	W, 97-67	30 pts, 6 ast	David DeJulius	at Cincinnati	3/5/2023	L, 97-74
Previous	33 pts, 5 ast	Shake Milton	at [7/4] Wichita State	1/17/2018	W, 83-78					
Had 25+points, 5+ assists	25 pts, 6 ast	Chuck Harris	at Tulane	2/15/2024	W, 87-79	25 pts, 11 ast	Kendric Davis	at [rv/-] Memphis	1/26/2023	L, 99-84
Had 30+points, 5+ steals	32 pts, 5 stl	Paul McCoy	TAMU-CC	12/31/2008	W, 92-62					
Had 25+points, 5+ steals	26 pts, 7 stls	Zhuric Phelps	at Wichita State	2/12/2023	L, 91-89 (2OT)					
Had 25+pts, 5+asts, 5+stls	26p, 5a, 7s	Zhuric Phelps	at Wichita State	2/12/2023	L, 91-89 (2OT)					
Had 15+pts, 5+asts, 5+stls	19p, 6a, 6s	B.J. Edwards	Georgia Tech	1/11/2025	W, 93-71					
Triple-Double	12p, 10a, 10r	Jimmy Whitt Jr.	McNeese	11/29/2018	W, 91-59	19 pts, 11 ast	Colby Garland	Longwood	12/29/2024	W, 98-82
Dbl-Dbl (pts, asts)	15p, 10a	Zhuric Phelps	East Carolina	2/19/2023	W, 86-70					
10+ assists/0 turnovers	13 ast, 0 to	Kendric Davis	Houston Baptist	12/2/2020	W, 102-75					
8+ assists/0 turnovers	8ast, 0 to	Kendric Davis	Temple	1/11/2021	W, 79-68					
7+ assists/0 turnovers	7ast, 0 to	Chuck Harris	Texas A&M-Commerce	12/3/2023	W, 90-47					
Led or co-led team in pts, rebs, asts, stls & blks		Zhuric Phelps	[2/2] Houston	2/16/2023	L, 80-65	25p/8r/1a/2b/2s	Ezra Ausar	at East Carolina	1/13/2024	W, 75-64
Led or co-led team in pts, rebs, asts, & stls		Zhuric Phelps	(22 points, 6 rebounds, 5 assists, 2 steals, 1 block)			14p/5r/7a/1b/1s	Darius Perry	at UCF	1/23/2021	W, 78-65
Led or co-led team in pts, rebs, stls, & blocks		Zhuric Phelps	[2/2] Houston	2/16/2023	L, 80-65	20p/6r/4a/2s(2b)	Kevin Cross	at Tulane	2/15/2024	W, 87-79
Led or co-led team in pts, rebs, asts, & blocks		Zhuric Phelps	(22 points, 6 rebounds, 5 assists, 2 steals, 1 block)							
Led or co-led team in pts, rebs, asts, & blocks		Zhuric Phelps	[2/2] Houston	2/16/2023	L, 80-65	24p/11r/2b/1s	Cooper Flagg	[4/4] Duke	1/4/2025	L, 89-62
Had double double (as FR)	10 pts, 13 rebs	Samet Yigitoglu	[4/4] Duke	1/4/2025	L, 89-62	25p/8r/1a/2b/2s	Ezra Ausar	at East Carolina	1/13/2024	W, 75-64
Had double double (at half)	10p/10r (14p/13r)	Marus Weathers	Tulsa	2/23/2022	W, 75-61					
12+pts & 12+ rebs (at half)	15pts, 12reb	Papa Dia	at Northern Iowa	3/21/2011	W, 57-50					
Had two technicals-player		Sterling Brown	vs. [-/rv] Pittsburgh	11/17/2016	W, 76-67					
Had two technicals-coach		Matt Doherty	at UTEP	1/9/2008	L, 79-66					
10+points in 25 straight gms	27	Semi Ojeleye	12/4/2016	3/17/2017						
10+points in 20 straight gms	23	Shake Milton	vs USC	3/17/2017	L, 66-65					
10+points in 15 straight gms	18	Kendric Davis	11/15/2021	1/29/2022						
10+points in 10 straight gms	14	Zhuric Phelps	1/20/2024	3/10/2024						
15+points in 15 straight gms	16	Kendric Davis	11/15/2021	1/20/2022						
15+points in 10 straight gms	11	Zhuric Phelps	11/15/2022	12/25/2022						
29+points consecutive gms	2	Ike Ofoegbu	at Rice (30)	2/24/2007	L, 75-66					
			Tulsa (29)	2/28/2007	L, 67-60					
25+points consecutive gms	2	Kendric Davis	at New Mexico (33)	12/19/2021	W, 90-72					
			at Tulsa (26)	12/29/2021	W, 74-69					
20+points in 3 straight gms	3	Boopie Miller	Tarleton State (21)	11/4/2024	W, 96-62					
			Florida A&M 20)	11/7/2024	W, 102-73					
			UNC Greensboro (21)	11/11/2024	W, 81-68					
			at Cincinnati 1/1/2014	Temple 2/6/2014						
8+rebs in 10 straight gms	11	Markus Kennedy	Prairie View A&M 11/	at Boston College 12/21/2024						
8+rebs in 8 straight gms	8	Matt Cross	3/14/1985	1/8/1986						
5+assists in 15 straight gms	16	Butch Moore	11/27/2019	1/25/2020						
5+assists in 6 straight gms	14	Kendric Davis	1/7/2021	1/28/2021						
5+assists in 5 straight gms	5	Kendric Davis	1/14/23 v Cincinnati	1/18/23 at Tulsa						
5+ steals in 2 straight games	2 (6,5)	Zhuric Phelps	12/3/2019	1/1/2020						
3+steals in 5 straight games	5	Isiah Mike	11/4/2024	11/11/2024						
3+steals in 3 straight games	3 (4,3,5)	B.J. Edwards	2/4/2023	2/25/2023						
2+ steals in 6 straight games	6	Zhuric Phelps	12/3/2024	12/29/2024						
2+ steals in 5 straight games	5 (2,4,3,2,2)	B.J. Edwards	[RV/RV] Memphis (6)	2/6/2013	L, 60-52					
5+blocks in 2 straight games	2	Cannen Cunningham	at Rice (6)	2/9/2013	W, 61-39					
			Rice	2/10/2007	L, 63-60					
5-straight double-doubles	5	Ike Ofoegbu	at Rice	2/24/2007	L, 75-66					

THE STAT CREW SYSTEM
SMU Game-by-Game Highs (as of Jan 15, 2025)
All games

Opponent	Date	Score	Points	Rebounds	Assists	Steals	Blocked shots
TARLETON ST.	11/04/24	96-62	21-MILLER, Boopie	6-EDWARDS ,B.J. OQUENDO, Kario TRAORE, Yohan	7-MILLER, Boopie	4-MILLER, Boopie OQUENDO, Kario EDWARDS ,B.J.	2-AMBROSE-HYLTO
FLORIDA A&M	11/07/24	102-73	20-MILLER, Boopie	10-TRAORE, Yohan	9-MILLER, Boopie	3-MILLER, Boopie EDWARDS ,B.J. OQUENDO, Kario	2-TRAORE, Yohan AMBROSE-HYLTO OQUENDO, Kario
UNC GREENSBORO	11/11/24	81-68	21-MILLER, Boopie	7-EDWARDS ,B.J.	7-MILLER, Boopie	5-EDWARDS ,B.J.	1-TRAORE, Yohan EDWARDS ,B.J.
at Butler	11/15/24	70-81	21-HARRIS, Chuck	6-CROSS, Matt YIGITOGLU, Samet	4-MILLER, Boopie	3-HARRIS, Chuck COLBERT, Jerrell	2-OQUENDO, Kario COLBERT, Jerrell
PRAIRIE VIEW	11/18/24	110-69	17-CROSS, Matt HARRIS, Chuck	12-CROSS, Matt	5-HARRIS, Chuck	2-CROSS, Matt MILLER, Boopie	4-COLBERT, Jerrell
MISSISSIPPI ST.	11/22/24	79-84	13-OQUENDO, Kario	9-CROSS, Matt	6-MILLER, Boopie	2-MILLER, Boopie OQUENDO, Kario	3-YIGITOGLU, Samet
vs California Baptist	11/26/24	79-77	17-EDWARDS ,B.J.	8-CROSS, Matt	5-MILLER, Boopie	3-EDWARDS ,B.J.	2-CROSS, Matt COLBERT, Jerrell YIGITOGLU, Samet
vs Washington St.	11/27/24	77-60	16-MILLER, Boopie	11-YIGITOGLU, Same	5-MILLER, Boopie	2-CROSS, Matt	2-HARRIS, Chuck
ALABAMA ST.	12/03/24	101-72	20-OQUENDO, Kario	10-CROSS, Matt	5-EDWARDS ,B.J. MILLER, Boopie	2-EDWARDS ,B.J.	1-COLBERT, Jerrell
VIRGINIA	12/07/24	63-51	21-OQUENDO, Kario	10-CROSS, Matt	4-MILLER, Boopie	4-EDWARDS ,B.J.	1-AMBROSE-HYLTO MILLER, Boopie
vs LSU	12/14/24	74-64	16-CROSS, Matt	16-CROSS, Matt	7-MILLER, Boopie	3-EDWARDS ,B.J.	2-YIGITOGLU, Samet
at Boston College	12/21/24	103-77	20-CROSS, Matt	8-CROSS, Matt	7-MILLER, Boopie	2-EDWARDS ,B.J.	2-COLBERT, Jerrell
LONGWOOD	12/29/24	98-82	24-MILLER, Boopie	11-TRAORE, Yohan	7-MILLER, Boopie	2-MILLER, Boopie OQUENDO, Kario EDWARDS ,B.J.	2-COLBERT, Jerrell
DUKE	01/04/25	62-89	21-MILLER, Boopie	13-YIGITOGLU, Same	5-MILLER, Boopie	1-YIGITOGLU, Samet MILLER, Boopie	1-MILLER, Boopie YIGITOGLU, Samet COLBERT, Jerrell
at North Carolina	01/07/25	67-82	18-HARRIS, Chuck	11-CROSS, Matt	3-MILLER, Boopie	2-HARRIS, Chuck MILLER, Boopie EDWARDS ,B.J. CROSS, Matt	2-COLBERT, Jerrell
GEORGIA TECH	01/11/25	93-71	21-HARRIS, Chuck	9-YIGITOGLU, Samet	9-MILLER, Boopie	6-EDWARDS ,B.J.	2-CROSS, Matt YIGITOGLU, Samet
at Virginia	01/15/25	54-52	12-MILLER, Boopie HARRIS, Chuck	6-CROSS, Matt YIGITOGLU, Samet MILLER, Boopie	4-MILLER, Boopie	2-EDWARDS ,B.J. OQUENDO, Kario	1-YIGITOGLU, Samet

THE STAT CREW SYSTEM
SMU Team Game-by-Game Comparison (as of Jan 15, 2025)
All games

Opponent	1st	2nd	Score	Mar	Total FG	FG Pct	3-Pointers	3FG Pct	Free Throws	FT Pct	Rebounds	Assist	T/Over	Block	Steal	Fouls
TARLETON ST.	51/28	45/34	96-62	+34	34-63/18-49	.540/.367	11-26/6-13	.423/.462	17-22/20-24	.773/.833	35/29 +6	20/8	13/23	4/3	13/5	18/16
FLORIDA A&M	51/29	51/44	102-73	+29	35-66/22-61	.530/.361	10-24/9-28	.417/.321	22-27/20-26	.815/.769	45/34 +11	23/16	11/15	7/4	10/6	21/20
UNC GREENSBORO	41/35	40/33	81-68	+13	27-63/24-58	.429/.414	6-23/5-20	.261/.250	21-30/15-22	.700/.682	41/39 +2	15/15	11/15	2/4	9/6	18/24
Butler	33/36	37/45	70-81	(11)	26-65/25-61	.400/.410	5-15/12-26	.333/.462	13-18/19-24	.722/.792	40/39 +1	9/12	11/13	4/4	9/3	20/16
PRAIRIE VIEW	51/46	59/23	110-69	+41	37-74/23-71	.500/.324	12-25/6-31	.480/.194	24-31/17-23	.774/.739	59/33 +26	25/14	14/15	8/3	8/9	20/25
MISSISSIPPI ST.	38/33	41/51	79-84	(5)	24-47/28-68	.511/.412	8-23/9-26	.348/.346	23-34/19-25	.676/.760	33/37 (4)	16/20	13/7	5/3	5/9	22/23
California Baptist	45/32	34/45	79-77	+2	29-55/30-58	.527/.517	8-20/9-17	.400/.529	13-18/8-13	.722/.615	30/27 +3	12/17	11/9	6/3	7/6	12/12
Washington St.	27/31	50/29	77-60	+17	28-66/21-57	.424/.368	5-15/10-33	.333/.303	16-19/8-15	.842/.533	51/25 +26	12/12	9/8	3/6	4/6	14/16
ALABAMA ST.	49/39	52/33	101-72	+29	33-69/24-69	.478/.348	10-29/13-41	.345/.317	25-34/11-16	.735/.688	56/34 +22	16/11	8/8	1/6	7/4	16/25
VIRGINIA	30/28	33/23	63-51	+12	21-49/16-47	.429/.340	6-24/8-19	.250/.421	15-20/11-12	.750/.917	36/25 +11	13/11	12/14	2/2	8/8	15/19
LSU	27/33	47/31	74-64	+10	27-60/23-54	.450/.426	6-16/4-15	.375/.267	14-23/14-18	.609/.778	41/31 +10	20/14	15/17	4/4	9/10	14/18
Boston College	47/40	56/37	103-77	+26	38-59/23-61	.644/.377	11-16/7-18	.688/.389	16-20/24-33	.800/.727	31/35 (4)	15/9	10/16	3/2	6/5	20/17
LONGWOOD	45/43	53/39	98-82	+16	31-50/34-72	.620/.472	10-20/4-14	.500/.286	26-31/10-14	.839/.714	33/30 +3	18/21	20/13	4/1	7/10	14/21
DUKE	32/41	30/48	62-89	(27)	23-67/33-62	.343/.532	5-21/11-27	.238/.407	11-25/12-16	.440/.750	41/42 (1)	14/22	7/7	3/7	2/3	13/19
North Carolina	24/39	43/43	67-82	(15)	23-69/27-57	.333/.474	4-18/11-22	.222/.500	17-21/17-24	.810/.708	41/39 +2	7/17	11/14	4/7	11/8	15/18
GEORGIA TECH	50/19	43/52	93-71	+22	35-70/27-59	.500/.458	14-28/9-23	.500/.391	9-15/8-14	.600/.571	37/37 -	25/22	10/22	5/5	15/2	17/16
Virginia	27/25	27/27	54-52	+2	23-53/18-52	.434/.346	5-21/4-26	.238/.154	3-7/12-15	.429/.800	39/30 +9	12/15	12/8	1/4	6/8	17/14

Note: Game totals are displayed in the format TEAM/OPPONENT for each category



2024-25 SMU Men's Basketball Combined Team Statistics In Conference games

Page 1/1
as of Jan 16, 2025

Game Records

Record	Overall	Home	Away	Neutral
ALL GAMES	4-2	2-1	2-1	0-0
CONFERENCE	4-2	2-1	2-1	0-0
NON-CONFERENCE	0-0	0-0	0-0	0-0

Score by Periods

Team	1st	2nd	OT	TOT
SMU	210	232	0	442
Opponents	192	230	0	422

Team Box Score

No.	Player				Total		3-Point		F-Throw		Rebounds													
		GP-GS	MIN	AVG	FG-FGA	FG%	3FG-3FGA	3FG%	FT-FTA	FT%	OFF	DEF	TOT	AVG	PF	DQ	A	TO	BLK	STL	PTS	AVG		
3	HARRIS, Chuck	6-2	154:03	25.7	24-57	.421	14-36	.389	12-14	.857	5	11	16	2.7	16	0	7	6	0	3	74	12.3		
2	MILLER, Boopie	6-6	176:03	29.3	28-78	.359	6-22	.273	11-14	.786	2	15	17	2.8	10	0	32	11	2	8	73	12.2		
33	CROSS, Matt	6-6	179:28	29.9	22-52	.423	9-26	.346	8-14	.571	14	36	50	8.3	14	0	14	12	2	7	61	10.2		
0	EDWARDS, B.J.	6-6	168:18	28.1	23-46	.500	4-10	.400	10-13	.769	5	11	16	2.7	10	0	14	5	0	16	60	10.0		
8	OQUENDO, Kario	6-0	131:47	22.0	16-36	.444	7-21	.333	13-15	.867	3	13	16	2.7	7	0	10	2	2	5	52	8.7		
24	YIGITOGLU, Samet	6-6	148:48	24.8	20-41	.488	0-1	.000	7-17	.412	17	26	43	7.2	21	0	2	11	5	6	47	7.8		
21	TRAORE, Yohan	6-4	95:11	15.9	12-25	.480	4-7	.571	4-8	.500	5	13	18	3.0	6	0	3	2	1	0	32	5.3		
20	COLBERT, Jerrell	6-0	53:42	8.9	7-11	.636	0-0	.000	5-9	.556	5	4	9	1.5	3	0	1	5	5	1	19	3.2		
22	AMBROSE-HYLTON, Keon	6-0	64:02	10.7	8-15	.533	0-2	.000	0-2	.000	2	10	12	2.0	6	0	2	3	1	1	16	2.7		
35	YOUNG, Jackson	2-0	01:31	0.8	1-2	.500	1-2	.500	0-0	.000	0	0	0	0.0	0	0	0	0	0	0	3	1.5		
5	GORENER, Tibet	5-0	20:35	4.1	2-4	.500	0-1	.000	0-0	.000	1	3	4	0.8	3	0	1	1	0	1	4	0.8		
10	GEORGE, AJ	3-0	06:32	2.2	0-0	.000	0-0	.000	1-2	.500	0	2	2	0.7	1	0	0	0	0	0	1	0.3		
Team											14	8	22					4						
Total		6	1200		163-367	.444	45-128	.352	71-108	.657	73	152	225	37.5	97	0	86	62	18	48	442	73.7		
Opponents		6	1200		144-338	.426	50-134	.373	84-114	.737	57	151	208	34.7	103	1	96	81	27	34	422	70.3		

Team Statistics

	SMU	OPP
Scoring		
Points per game	73.7	70.3
Scoring margin	+3.3	-
Field goals-att		
Field goal pct	.444	.426
3 point fg-att		
3-point FG pct	.352	.373
3-pt FG made per game	7.5	8.3
Free throws-att		
Free throw pct	.657	.737
F-Throws made per game	11.8	14.0
Rebounds		
Rebounds per game	37.5	34.7
Rebounding margin	+2.8	-
Assists		
Assists per game	14.3	16.0
Turnovers		
Turnovers per game	10.3	13.5
Turnover margin	+3.2	-
Assist/turnover ratio	1.4	1.2
Steals		
Steals per game	8.0	5.7
Blocks		
Blocks per game	3.0	4.5
Winning streak		
Home win streak	2	-
	1	-
Attendance		
Home games-Avg/Game	17820	37316
Neutral site-Avg/Game	3-5940	3-12439
	-	0-0

Team Results

Date	Opponent		Score	Att.
12/07/2024	Virginia	W	63-51	5189
12/21/2024	at Boston College	W	103-77	4168
01/04/2025	Duke	L	62-89	7105
01/07/2025	at North Carolina	L	67-82	19594
01/11/2025	Georgia Tech	W	93-71	5526
01/15/2025	at Virginia	W	54-52	13554



2024-25 SMU Men's Basketball Combined Team Statistics All games

Page 1/1
as of Jan 16, 2025

Game Records

Record	Overall	Home	Away	Neutral
ALL GAMES	13-4	8-2	2-2	3-0
CONFERENCE	4-2	2-1	2-1	0-0
NON-CONFERENCE	9-2	6-1	0-1	3-0

Score by Periods

Team	1st	2nd	OT	TOT
SMU	668	741	0	1409
Opponents	577	637	0	1214

Team Box Score

No.	Player				Total		3-Point		F-Throw		Rebounds													
		GP-GS	MIN	AVG	FG-FGA	FG%	3FG-3FGA	3FG%	FT-FTA	FT%	OFF	DEF	TOT	AVG	PF	DQ	A	TO	BLK	STL	PTS	AVG		
2	MILLER, Boopie	17-17	479:33	28.2	85-213	.399	20-67	.299	56-68	.824	9	47	56	3.3	37	0	98	39	3	26	246	14.5		
3	HARRIS, Chuck	17-2	395:58	23.3	71-156	.455	36-81	.444	32-39	.821	11	33	44	2.6	41	1	30	25	2	10	210	12.4		
0	EDWARDS, B.J.	17-17	462:17	27.2	66-129	.512	14-38	.368	31-41	.756	16	47	63	3.7	20	0	55	25	4	41	177	10.4		
33	CROSS, Matt	16-13	440:36	27.5	57-120	.475	20-55	.364	29-43	.674	41	89	130	8.1	27	0	30	24	7	17	163	10.2		
8	OQUENDO, Kario	17-5	361:27	21.3	53-112	.473	24-58	.414	30-37	.811	11	36	47	2.8	27	0	18	15	6	17	160	9.4		
24	YIGITOGU, Samet	15-15	351:47	23.5	52-96	.542	0-1	.000	35-60	.583	37	64	101	6.7	49	0	16	20	15	9	139	9.3		
21	TRAORE, Yohan	17-15	347:42	20.5	46-94	.489	11-30	.367	37-55	.673	26	51	77	4.5	28	0	10	13	4	4	140	8.2		
22	AMBROSE-HYLTON, Keon	17-1	224:27	13.2	28-54	.519	3-10	.300	11-16	.688	14	26	40	2.4	15	0	6	11	5	2	70	4.1		
20	COLBERT, Jerrell	17-0	162:39	9.6	19-31	.613	0-1	.000	20-29	.690	16	18	34	2.0	27	2	3	13	19	6	58	3.4		
10	GEORGE, AJ	9-0	58:00	6.4	6-11	.545	2-3	.667	2-5	.400	0	11	11	1.2	3	0	2	2	1	0	16	1.8		
5	GORENER, Tibet	14-0	109:40	7.8	9-25	.360	4-16	.250	2-2	1.000	5	10	15	1.1	12	0	3	4	0	4	24	1.7		
35	YOUNG, Jackson	4-0	03:41	0.9	2-4	.500	2-4	.500	0-0	.000	0	0	0	0.0	0	0	0	0	0	0	6	1.5		
31	UTTER, Trey	2-0	02:10	1.1	0-0	.000	0-0	.000	0-0	.000	0	0	0	0.0	0	0	1	0	0	0	0	0.0		
Team											45	26	71					7						
Total		17	3400		494-1045	.473	136-364	.374	285-395	.722	231	458	689	40.5	286	3	272	198	66	136	1409	82.9		
Opponents		17	3400		416-1016	.409	137-398	.344	245-334	.734	183	383	566	33.3	319	6	256	224	68	108	1214	71.4		

Team Statistics

	SMU	OPP
Scoring		
Points per game	1409	1214
Scoring margin	82.9	71.4
	+11.5	-
Field goals-att		
Field goal pct	494-1045	416-1016
	.473	.409
3 point fg-att		
3-point FG pct	136-364	137-398
	.374	.344
3-pt FG made per game	8.0	8.1
Free throws-att		
Free throw pct	285-395	245-334
	.722	.734
F-Throws made per game	16.8	14.4
Rebounds		
Rebounds per game	689	566
	40.5	33.3
Rebounding margin	+7.2	-
Assists		
Assists per game	272	256
	16.0	15.1
Turnovers		
Turnovers per game	198	224
	11.6	13.2
Turnover margin	+1.5	-
Assist/turnover ratio	1.4	1.1
Steals		
Steals per game	136	108
	8.0	6.4
Blocks		
Blocks per game	66	68
	3.9	4.0
Winning streak		
Home win streak	2	-
	1	-
Attendance		
Home games-Avg/Game	53987	45114
	10-5399	4-11279
Neutral site-Avg/Game	-	3-1338

Team Results

Date	Opponent		Score	Att.
11/04/2024	Tarleton St.	W	96-62	5454
11/07/2024	Florida A&M	W	102-73	5014
11/11/2024	UNC Greensboro	W	81-68	4930
11/15/2024	at Butler	L	70-81	7798
11/18/2024	Prairie View	W	110-69	5056
11/22/2024	Mississippi St.	L	79-84	5468
11/26/2024	vs California Baptist	W	79-77	536
11/27/2024	vs Washington St.	W	77-60	0
12/03/2024	Alabama St.	W	101-72	5025
12/07/2024	Virginia	W	63-51	5189
12/14/2024	vs LSU	W	74-64	3479
12/21/2024	at Boston College	W	103-77	4168
12/29/2024	Longwood	W	98-82	5220
01/04/2025	Duke	L	62-89	7105
01/07/2025	at North Carolina	L	67-82	19594
01/11/2025	Georgia Tech	W	93-71	5526
01/15/2025	at Virginia	W	54-52	13554