

THE MATCHUP

VIRGINIA TECH HOKIES

11-15, 6-9 ACC

Head Coach: Mike Young (Emory & Henry, 1986)  
Record at Virginia Tech: 103-81 (6th Season)  
Career Record: 402-325 (23rd Season)  
vs. Miami: 4-9 (4-7 at VT)

AT

MIAMI HURRICANES

6-20, 2-13 ACC

Head Coach: Bill Courtney (Bucknell, 1992)  
Record at Miami: 2-12 (1st Season)  
Career Record: 62-125 (7th Season)  
vs. Virginia Tech: 0-1

GAME 27 | VIRGINIA TECH at MIAMI - 2/22/25 | 6PM | ACCN | CORAL GABLES, FLA. | WATSCO CENTER (7,972)



@HokiesMBB

BROADCAST INFORMATION

TV | ACCN

Jay Alter, PxP  
Michael Carter-Williams, Analyst

RADIO | VT Sports Network

Zach Mackey, PxP  
Mike Burnop, Analyst

VIDEO STREAM

ESPN.com and ESPN app

LIVE STATS

stats.hokiesports.com



@CanesHoops

PROJECTED STARTERS

Virginia Tech	Ht.	Wt.	Yr.	Hometown	PPG	RPG	Other
G 11 Ben Hammond	5-11	170	Fr.	Fairfax, Va.	5.3	1.5	Career-high 8 assists vs. Miami
G 10 Tyler Johnson	6-5	215	Fr.	Orlando, Fla.	6.6	5.0	11p/12r at Cal; 1st career dbl-dbl
G 2 Jaden Schutt	6-5	205	r-Sr.	Yorkville, Ill.	8.5	2.9	Team-high 52 3FG made
F 1 Tobi Lawal	6-8	215	Jr.	London, England	13.0	7.0	56.5 FG% (117-207)
C 34 Mylyjael Poteat	6-9	260	Gr.	Reidsville, N.C.	9.7	4.1	Career-high 25p vs. Miami



KEY STORYLINES

THE MATCHUP

- Tech snapped its four-game losing skid in the Miami series when the Hokies defeated the Hurricanes, 86-85, on Jan. 4 in Cassell in the 50th all-time meeting between the two schools.
- Mylyjael Poteat took one of Ben Hammond's career-high eight assists and converted an and-one to propel the Hokies to the one-point victory.
- The Jan. 4 win vs. Miami was the first VT win against an opponent that shot 58.9% or higher since Jan. 13, 2016 vs. Wake Forest (93-91). The Deacs shot an identical 58.9% (33-56) as Miami did.
- Miami swept the season series a year ago, winning

75-71 in Blacksburg and 82-74 in Coral Gables.

- The Hokies trail the all-time series, 29-21. The first game of the series was played on Jan. 10, 2001 in Blacksburg.
- The previous nine games have been decided by a combined 38 points.
- Tech is 7-14 all-time against Miami in Coral Gables.
- The Hokies' last win in Miami came at the Watsco Center on Feb. 26, 2022, 71-70.

A NIGHT TO FORGET

- Tech's 54-36 loss at Boston College was one for the record book for the wrong reasons.
- The Hokies' 11 first-half points tied their worst

first-half output in an ACC contest (Feb. 26, 2020, vs. Virginia).

- Earlier that season, Tech couldn't crack 40 in a 65-39 loss in Charlottesville (Jan. 4), which was, until Tuesday, the school record for fewest points in an ACC contest. However, that UVA defense was No. 1 in the country, according to KenPom; Boston College is No. 185.
- The Hokies' 36 points are their fewest in a game since a 43-33 loss at East Carolina in February 1967.
- The 36 points were the fewest BC has ever allowed in an ACC game.

2024-25 SCHEDULE

RECORD

11-15

ACC

6-9

NON-CONFERENCE

5-6

HOME

7-7

AWAY

4-4

NEUTRAL

0-4

Date	Opponent	TV	Time/Result
11/4	Delaware State	ACCNX	W, 83-60
11/8	USC Upstate	ACCNX	W, 93-74
11/11	Winthrop	ACCNX	W, 58-52
11/15	Penn State <sup>1</sup>	Peacock	L, 64-86
11/20	Jacksonville <sup>2</sup>	ACCNX	L, 64-74
11/25	Michigan <sup>3</sup>	FS1	L, 63-75
11/27	South Carolina <sup>3</sup>	FS1	L, 60-70

12/4	Vanderbilt <sup>4</sup>	ACCN	L, 64-80
12/7	#18 Pitt <sup>*</sup>	ESPNU	L, 59-64
12/12	North Carolina A&T	ACCNX	W, 95-67
12/15	Navy	ACCNX	W, 80-72
12/21	Saint Joseph's <sup>5</sup>	CBSN	L, 62-82
12/31	at #4 Duke <sup>*</sup>	ACCN	L, 65-88

1/4	Miami <sup>*</sup>	ACCN	W, 86-85
1/8	at Stanford <sup>*</sup>	ACCN	L, 59-70
1/11	at Cal <sup>*</sup>	ACCN	W, 71-68
1/15	NC State <sup>*</sup>	ESPNU	W, 79-76
1/18	Wake Forest <sup>*</sup>	ACCN	L, 63-72
1/22	at Georgia Tech <sup>*</sup>	ESPNU	L, 64-71
1/25	Clemson <sup>*</sup>	ACCN	L, 57-72
1/29	at Florida State <sup>*</sup>	ACCN	W, 76-66

2/1	at Virginia <sup>*</sup>	ACCN	W, 75-74
2/5	SMU <sup>*</sup>	ACCN	L, 75-81
2/8	at Notre Dame <sup>*</sup>	CW	W, 65-63
2/15	Virginia <sup>*</sup>	CW	L, 70-73
2/18	at Boston College <sup>*</sup>	ACCN	L, 36-54
2/22	at Miami <sup>*</sup>	ACCN	6 PM
2/25	Louisville <sup>*</sup>	ACCN	9 PM

3/1	Syracuse <sup>*</sup>	CW	12 PM
3/4	North Carolina <sup>*</sup>	ESPNU	7 PM
3/8	at Clemson <sup>*</sup>	ESPNU	6 PM
3/11-15	ACC Tournament <sup>6</sup>	-	-

All Times Eastern

<sup>\*</sup> - ACC Game

1 - Hall of Fame Series Baltimore (Baltimore, Md.)

2 - Fort Myers Tip-Off (Blacksburg, Va.)

3 - Fort Myers Tip-Off (Fort Myers, Fla.)

4 - SEC/ACC Challenge (Blacksburg, Va.)

5 - Holiday Hoopfest (Philadelphia, Pa.)

6 - ACC Tournament (Charlotte, N.C.)



CONTACT INFO

Brian Cox | Phone: (540) 250-0624  
Email: bcox90@vt.edu  
Associate AD, Creative Communications

## QUICK FACTS

### THE BASICS

University Name: Virginia Tech  
Location: Blacksburg, Va.  
Founded: 1872  
Enrollment: 38,000  
President: Dr. Tim Sands  
Director of Athletics: Whit Babcock  
Nickname: Hokies  
Mascot: HokieBird  
Colors: Chicago Maroon and Burnt Orange  
Affiliation: NCAA Division I  
Conference: Atlantic Coast (19th Season)

### FACILITY FACTS

CASSELL COLISEUM  
Capacity: 8,925  
Record in Arena: 670-221 (.752)  
First Game: VT vs. Alabama (Jan. 3, 1962)  
Largest Crowd: 11,500 (vs. Purdue, Dec. 3, 1966)

### TEAM INFORMATION

2023-24 Record: 19-15  
Home/Away/Neutral: 15-2-10/2-3  
Conference Record: 10-10  
Home/Away: 8-2-2-8  
Conference Finish: 18th  
Conference Tournament: Second Round  
Starters Returning/Lost: 0/5  
Letterwinners Returning/Lost: 5/9  
Newcomers: 9

Total seasons: 117  
First season: 1908-09  
All-Time Record: 1,567-1,302  
All-Time ACC Record: 162-200  
All-Time ACC Tournament Record: 15-19  
ACC Championship Game Appearances (Titles): 1 (1 - 2022)  
NCAA Tournament Appearances (Last): 13 (2022)  
All-Time NCAA Record: 8-13



## MEDIA INFORMATION

### CREDENTIALS

Outlets interested in obtaining credentials to cover Virginia Tech basketball home games must apply for credentials via: [media.hokiesports.com/credentials](https://media.hokiesports.com/credentials).

You may also email: [bcox90@vt.edu](mailto:bcox90@vt.edu).

All credentials for Virginia Tech home games this season will be issued on a single-game basis, and media seating is extremely limited.

### INTERVIEW POLICY

During ACC play, Mike Young conducts weekly media press conferences, via Zoom. To request the Zoom link for a particular week, please email Brian Cox ([bcox90@vt.edu](mailto:bcox90@vt.edu)).

**Gamedays:** Coach Mike Young and select players will be available to the media following a 10-minute cooling off period after the game. For home games, interviews of Coach Young and players will be conducted in-person in the Cassell Coliseum media center.

**Non-Gamedays:** All coach and player interview requests need to be arranged through the Virginia Tech Creative Communications Office - contact Brian Cox (c. 540-250-0624; e. [bcox90@vt.edu](mailto:bcox90@vt.edu)). Players and coaches should not be contacted directly under any circumstances.



## 2024-25 VIRGINIA TECH NUMERICAL ROSTER

No.	Name	Cl.	Pos.	Ht.	Wt.	Hometown	Previous School
1	Tobi Lawal	Jr.	F	6-8	215	London, England	VCU
2	Jaden Schutt	r-So.	G	6-5	205	Yorkville, Ill.	Duke
3	Jaydon Young	So.	G	6-4	205	Goldsboro, N.C.	Greensboro Day School
4	Rodney Brown Jr.	So.	G	6-6	185	Perris, Calif.	Cal
5	Patrick Wessler	r-So.	C	7-0	250	Matthews, N.C.	Combine Academy
7	Brandon Rechsteiner	So.	G	6-1	190	Acworth, Ga.	Etowah
8	Peter Carr	Fr.	G	6-5	205	West Chester, Pa.	West Chester East
9	Conner Venable	So.	G	6-3	195	Washington, D.C.	The Heights School
10	Tyler Johnson	Fr.	G	6-5	215	Orlando, Fla.	Oak Ridge
11	Ben Hammond	Fr.	G	5-11	170	Fairfax, Va.	Paul VI
13	Ben Burnham	Sr.	F	6-7	220	Fort Mill, S.C.	College of Charleston
21	Ryan Jones Jr.	Fr.	F	6-8	240	Gainesville, Fla.	The Rock School
22	Connor Serven	Gr.	F	6-8	225	Prairie City, Ill.	St. Rita
34	Mylyjael Poteat	Gr.	F	6-9	260	Reidsville, N.C.	Rice

## COACHING & SUPPORT STAFF

**Head Coach:** Mike Young (Emory & Henry, 1986)

**Record at VT:** 103-81 (6th Year)

**Overall Record:** 402-325 (23rd Year)

**Assistant Coach:** J.D. Byers (2nd Year)

**Assistant Coach:** Kevin Giltner (6th Year)

**Assistant Coach:** Christian Webster (9th Year)

**Chief of Staff:** Stephanie Ballein (6th Year)

**Special Assistant to the Head Coach:** Ace Custis (6th Year)

**Recruiting Coordinator:** Blake Wetherington (1st Year)

**Director of Player Personnel:** Eli Atzenhoffer (1st Year)

**Strength & Conditioning:** David Jackson (17th Year)

**Athletic Trainer:** Hisham Ziyout (6th Year)

## PRONUNCIATION GUIDE

<b>Tobi Lawal</b>	TOE-bee Luh-WOWL
<b>Jaden Schutt</b>	SHOOT
<b>Brandon Rechsteiner</b>	WRECK-stein-er
<b>Mylyjael Poteat</b>	Muh-LIE-juhl POH-teet
<b>Kevin Giltner</b>	GUILT-ner
<b>Stephanie Ballein</b>	BUH-len
<b>Hisham Ziyout</b>	HE-shahm ZEE-yout

## ROSTER BY CLASS

Freshmen (4)	Sophomores (6)	Juniors (1)	Seniors (3)
Peter Carr	Rodney Brown Jr.	Tobi Lawal	Ben Burnham
Ben Hammond	Brandon Rechsteiner		Mylyjael Poteat*
Tyler Johnson	Jaden Schutt*		Connor Serven^
Ryan Jones Jr.	Conner Venable		
	Patrick Wessler*		
	Jaydon Young		

\* = Redshirt

^ = Graduate Student

## SOCIAL





## BY THE NUMBERS

4

Tech recorded its **fourth road victory** of the season on Feb. 8 at Notre Dame. With the 65-63 win, the Hokies have recorded their **most road victories** since the 2021-22 season (seven).

48

Mike Young is tied for **48th** nationally among **active head coaches** in **career wins** per the NCAA with 402.

12

Ben Hammond (8) and Tyler Johnson (4), both freshmen, combined to score the Hokies' final **12 points** of the game against Virginia on Feb. 15.

## NOTEWORTHY

## ROAD TO CHARLOTTE

- As the Atlantic Coast Conference expanded to 18 teams this season, only the top 15 teams will advance to the ACC tournament in Charlotte, March 11-15.
- Tech is tied for 11th in the ACC standings at 6-9 following Wednesday's slate of games.
- Miami is in last place in the ACC at 2-13 in league play.
- Following this week, three of the Hokies' four remaining opponents rank higher than them in the ACC standings: vs. Louisville (tied for second), vs. North Carolina (sixth) and at Clemson (tied for second).

## TOBI ON A TEAR

- Tobi Lawal has five double-doubles on the season, which are the most by a VT player since Lynn Kidd's five from last season. Lawal had four double-doubles a year ago at VCU.
- Lawal became the first Hokie to record back-to-back double-doubles since Justyn Mutts did so in November 2022.
- The London, England native is one of four players to rank in the top 20 in both scoring and rebounding in ACC-only games.

Player	PPG	RPG
Cooper Flagg (Duke)	21.8	7.1
Maxime Raynaud (Stanford)	18.7	10.3
Malique Ewin (FSU)	15.3	8.6
Tobi Lawal (VT)	15.1	7.7

## BATTLING BACK

- The Hokies overcame a double-figure deficit for the third time this season when they erased a 14-point margin at Notre Dame on Feb. 8.

Game	Deficit	Result
at Notre Dame	14 (10:18, 1H)	W, 65-63
vs. NC State	15 (18:10, 2H)	W, 79-76
vs. Navy	12 (9:09, 1H)	W, 80-72

## CLOSE CALLS GOING OUR WAY

- The Hokies are 5-1 when the game is decided by 1-3 points this season.

Game	Score (Margin)	Result
vs. Virginia	70-73 (3)	L
at Notre Dame	65-63 (2)	W
at Virginia	75-74 (1)	W
vs. NC State	79-76 (3)	W
at Cal	71-68 (3)	W
vs. Miami	86-85 (1)	W

- "That toughness, that belief and resilience,"

Ben Burnham said about what it is about this team in close contests. "I think winning close games is hard to do and usually the tougher team comes out on top."

## LAWAL - ALL-CONFERENCE PLAYER

- Tobi Lawal's fourth double-double of the season sparked the Hokies to their second road victory of the season, 76-66, at Florida State on Jan. 29. Arguably, Lawal is putting together an All-ACC-type of season.
- "I don't know what an all-conference player looks like if it ain't him," VT assistant coach Kevin Giltner said of Lawal. "Every night he's having big numbers, making big plays, blocking shots, getting steals, just the stuff that you can't teach as coaches. It's all ability and motor, and he's got that. ... I can't say enough good things about him."

## TYLER JOHNSON IS FOR REAL

- Behind 11 points and 12 rebounds at Cal, Tyler Johnson became the first VT true freshman to record a double-double in ACC play since Justin Bibbs vs. Syracuse (1/3/15).
- There have been 10 instances of a Hokie true freshman recording a double-double in ACC play; they are listed below.

Date	Player	Opponent
1/28/06	A.D. Vassallo	at Wake Forest
2/20/08	Jeff Allen	at Maryland
2/26/08	Jeff Allen	vs. Boston College
3/9/08	Jeff Allen	at Clemson
3/14/08	Jeff Allen	vs. Miami
1/26/08	JT Thompson	at Boston College
2/16/13	Marshall Wood	at NC State
1/22/14	Trevor Thompson	vs. Wake Forest
1/3/15	Justin Bibbs	vs. Syracuse
1/11/25	Tyler Johnson	at Cal

## CASSELL GUARDED

- Virginia Tech boasted a 15-2 record at home last season with its only two losses to Miami (without Hunter Cattoor) and Duke.
- In six seasons under Mike Young, the Hokies are 68-25 (.731) inside Cassell Coliseum.

Season	Home Record	Win %
2024-25	7-7	.500
2023-24	15-2	.882
2022-23	13-4	.765
2021-22	11-4	.733
2020-21	10-2	.833
2019-20	12-6	.667

## SCHUTTA GETS HIS SHOT AGAIN

- Prior to the season opener, Tech redshirt

sophomore Jaden Schutt last played an in-season college basketball game on March 16, 2023. He played three minutes in Duke's 74-51 victory in the 2023 NCAA first round game vs. Oral Roberts at the Amway Center in Orlando, Fla.

- Nov. 4 vs. Delaware State marked 599 days since Schutt took the floor against Oral Roberts.
- Schutt played in an exhibition on Nov. 1, 2023 against UNC Pembroke, then suffered a pair of injuries (knee and hand) that prompted a redshirt.
- The Yorkville, Ill., native dialed up 17 points on 6 of 11 shooting in Tech's 58-52 victory over Winthrop.
- "Every time I get up and down the court, just kind of getting more confident," Schutt said. "Every day's just obviously a blessing to go play. Just happy to play basketball."

## YOUNG MOVING UP THE RANKS

- Mike Young is in his sixth season in Blacksburg and is fifth in all-time wins at VT.

Name	Seasons	Record
Charles Moir	11 (1976-87)	213-119 (.642)
Seth Greenberg	9 (2003-12)	170-123 (.580)
Chuck Noe	7 (1955-62)	109-51 (.681)
Howie Shannon	7 (1964-71)	104-68 (.605)
Mike Young	6 (2019-pr.)	103-81 (.560)
Bill Foster	6 (1991-97)	101-78 (.564)
Buzz Williams	5 (2014-19)	100-69 (.592)
Don DeVoe	5 (1971-76)	88-45 (.662)

## ROSTER FLIP

- The Hokies return just 12.8% of their scoring from a season ago, led by Mylyjael Poteat's 219 points.
- Only five of Tech's 14 players were on the 2023-24 roster: Poteat, Brandon Rechsteiner, Conner Venable, Patrick Wessler and Jaydon Young.
- The Hokies reeled in five from the transfer portal, including two from high major programs: Rodney Brown Jr. (Cal) and Jaden Schutt (Duke). Tobi Lawal (VCU), Ben Burnham (College of Charleston) and Connor Serven (Eastern Michigan) round out the transfer class.

## BENNY 1K BUCKETS

- Tech senior Ben Burnham eclipsed 1,000 career points vs. South Carolina. The Fort Mill, S.C., native chose the Hokies over the Gamecocks, Florida State and Ole Miss last

- spring once he entered the transfer portal out of College of Charleston.
- Burnham had a season-high 18 points on 7 of 10 shooting against Stanford.
  - “He plays really, really hard,” Mike Young said of Burnham. “... You know exactly what you’re going to get. He’s ferocious. ... He keeps a lot of things alive and he’s a much better athlete than advertised.

## 5-MAN PROGRESSION

- Virginia Tech has had recent success with developing its centers with the likes of two-time All-ACC pick Keve Aluma and Lynn Kidd, who transferred to Miami in the offseason.
- Now, Mylyjael Poteat steps into the role on the horizon of his third season in Blacksburg.
- Below is a progression chart of Aluma, Kidd and Poteat. Aluma’s 2018-19 season was at Wofford, Kidd’s 2020-21 season was at Clemson and Poteat’s 2020-21 season was at Rice.

Seasons	Player (School)	PPG
2018-19	Keve Aluma (Wofford)	6.9
2021-22	Keve Aluma (VT)	15.8
2020-21	Lynn Kidd (Clemson)	1.1
2023-24	Lynn Kidd (VT)	13.2
2020-21	Mylyjael Poteat (Rice)	4.5
<b>2024-25</b>	<b>Mylyjael Poteat (VT)</b>	<b>9.7</b>

## BE LIKE MIKE

- Mike Young was inducted into Wofford’s Athletics Hall of Fame as a member of the 2024 class on Feb. 15.
- A five-member class, he was joined by a pair of players he coached in Fletcher Magee and Cameron Jackson.
- Young compiled a 299-244 overall record at Wofford, while guiding the Terriers to five NCAA Tournaments.
- In his final season in Spartanburg, S.C., Young steered Wofford to a 30-5 overall record, including a perfect 18-0 mark in SoCon play.

## NON-NEGOTIABLES

- Despite everything that’s new with the men’s basketball program, there are four things Mike Young is adamant won’t change for the team this year: being a great teammate, representing Virginia Tech in a class fashion, taking care of the ball and great shot selection.

## WELCOME TO THE 400 CLUB

- Mike Young secured career win No. 400 following a 76-66 win at Florida State on Jan. 29, 2025. He became the third active ACC head men’s basketball coach to reach the milestone.


Rank	Head Coach	School	Career Wins
1	Leonard Hamilton	Florida State	637
2	Brad Brownell	Clemson	453
<b>3</b>	<b>Mike Young</b>	<b>Virginia Tech</b>	<b>402</b>
4	Jeff Capel III	Pitt	288
5	Andy Enfield	SMU	281

## EIGHT STRAIGHT TRIPS TO THE POSTSEASON

- With the Hokies’ selection into the 2024 NIT, they have been selected for a postseason tournament in eight consecutive seasons.

Year	Postseason Tournament	Head Coach
2024	NIT	Mike Young
2023	NIT	Mike Young
2022	NCAA	Mike Young
2021	NCAA	Mike Young
2019	NCAA	Buzz Williams
2018	NCAA	Buzz Williams
2017	NCAA	Buzz Williams
2016	NIT	Buzz Williams

- A pretty remarkable turnaround for a program that prior to 2017 had only gone to the NCAA Tournament once (2007) in 20 years. Tech has been to the Big Dance a total of 13 times in program history and 14 times to the NIT.



## “HOKIE TRACKS”

### COMMENTS THAT LEFT AN IMPRESSION

“I love it here. That’s why I’ve stuck around — I believe in Virginia Tech. So to be able to help the team win like that is awesome. That’s all I’ve been working for.”

**- Patrick Wessler on being more of a contributor this season**

“It’s like anything else — the more you’re a part of it and the more plays you see... I’m not saying the game has begun to slow down for him and [fellow freshman] Tyler Johnson, but 10 games in and those kids have been on the floor a lot. They’ve seen a lot, they’ve experienced a lot and they are coming on and it’s a lot of fun to see.”

**- Mike Young on Ben Hammond and Tyler Johnson’s early impact**

“He is a hard-rocking man. Man, does he play hard. Holy smokes. He’s going to be a good one around here for a long time, a fierce offensive rebounder.”

**- Mike Young on Tyler Johnson**

“I just go out there and play hard. Thank God for giving me the body He’s given me and the ability He’s given me. If the team needs me to just box out the whole game and get rebounds, that’s what I’m going to do. If the team needs me to score, that’s what I’m going to do. If the team needs me to get blocked shots, that’s what I’m going to do. That’s what I love about being here and about the coaching staff. They allow me to be versatile.”

**- Tobi Lawal on using his God-given abilities and his thankfulness for the Virginia Tech coaching staff**



## TEAM COMPARISON

VT	Stat	MIA
68.7	Points Per Game	74.9
71.9	Opponents Points Per Game	79.7
-3.2	Scoring Margin	-4.8
33.8	Rebounds Per Game	31.9
+2.3	Rebounding Margin	-1.9
.436	FG Percentage	.464
.452	FG Percentage Defense	.490
.354	3FG Percentage	.318
.327	3FG Percentage Defense	.385
7.8	3FG Made Per Game	7.3
.715	FT Percentage	.773
13.0	Assists Per Game	12.9
13.1	Turnovers Per Game	10.7

## CORE PILLARS

- The six core pillars of the Virginia Tech men's basketball program are: smart, tough, obsessed, no excuses, every day and skilled.

## NAW IN PARIS

- Nickeil Alexander-Walker (2017-19) competed for Team Canada at the 2024 Paris Olympics. The Canadians advanced to the quarterfinals before falling to host France.
- Currently playing for the Minnesota Timberwolves of the NBA, Alexander-Walker became just the second Hokie to qualify for the Olympics in men's basketball (Bimbo Coles, 1988, Seoul, South Korea).

## 50 SPOT

- Since Mike Young got to Blacksburg, the Hokies are 48-5 in contests shooting 50% or greater - only losses: vs. BYU (11/27/19), vs. Miami (1/26/22), at College of Charleston (11/20/22), at Miami (1/31/23), vs. South Carolina (11/10/23).
- Since the 2010-11 season, Tech is 119-16 when shooting 50% or better.

## BYERS BOUGHT IN ON DEFENSIVE END

- J.D. Byers was hired as an assistant coach in April, bringing 13 years of experience at the Division I level with him to Blacksburg. He worked three stints with current Penn State head coach Mike Rhoades, most recently at VCU from 2017 to 2023.
- According to KenPom, VCU ranked 15th in adjusted defensive efficiency in 2022-23. Its three rankings the prior four seasons: seventh, 14th, 45th and seventh. Tech has only posted a top-40 defense five times since joining the ACC in 2004, the last time being 2019-20 under Buzz Williams (No. 20). H/T David Cunningham

## GOT TO WIN ON THE ROAD

- In order for the Hokies to return to the NCAA tournament, they must find a way to improve their record away from Cassell Coliseum.
- In each of the last two seasons, Tech has

gone 2-10 in true road games.

- "We've got to do a better job of going away from home, away from the friendly confines of the Cassell, and win games," Mike Young said. "That's a big deal. I think we went 2-8 in the league last year, and that's just not good enough. That's the difference between an NCAA tournament berth and not going to the greatest tournament on Earth."

## TIMES ARE CHANGING

- Only four scholarship players return for the Hokies in 2024-25. With the addition of nine newcomers, the new-look roster makes Mike Young think back to his connection with Fork Union Military Academy.
- A 1982 graduate who was inducted into the school's Hall of Fame in 2022, Young played for the late Fletcher Arritt, a member of the Naismith Memorial Basketball Hall of Fame who sent over 400 players on to play at the college level and won 889 career games.
- Young, who visited Arritt often at Fork Union when he was the coach at Wofford, recalled a conversation they had one spring about Arritt having to field a new team every year. Young thought to himself on several occasions, "I would never want to do that."

## SHARE THE BASKETBALL

- Year in and year out, Virginia Tech is known as a great passing and facilitating team under Coach Young's direction.
- Three of the past five seasons, Tech has finished among the top-three in the ACC for assists per game.

Season	Assists Per Game	ACC Rank
2023-24	15.1	2
2022-23	15.5	2
2021-22	14.3	6
2020-21	14.2	8
2019-20	14.6	3


- Tech's 15.5 assists per game in 2022-23 were the second-most in program history since joining the ACC, trailing only the 2017-18 team (16.4).

## WE DON'T TURN THE BALL OVER HERE

- If one attends a VT men's basketball practice, you are almost guaranteed to hear head coach Mike Young say at some point: "We don't turn the ball over here."
- Over the last six seasons, only one Mike Young team has ranked outside the top 65 in the nation for turnovers per game - the 2023-24 team.

Season	Turnovers Per Game	Rank
2023-24	11.1	T104
2022-23	9.9	12
2021-22	10.9	37
2020-21	11.6	63
2019-20	9.9	4
2018-19	10.9	30

The 2024-25 season marks the 23rd for Mike Young as a head coach.



## SPECIALTY STAT TRACKER

Opponent	Off TOs	Paint	2nd Chance	FB	Bench
Delaware State	17	32	12	5	18
USC Upstate	16	38	17	6	21
Winthrop	16	20	15	2	16
vs. Penn State	7	24	10	4	25
Jacksonville	16	32	14	4	18
vs. Michigan	11	22	11	9	29
vs. South Carolina	4	26	8	14	24
Vanderbilt	12	28	11	7	20
Pitt	10	26	11	6	10
North Carolina AGT	22	40	25	15	55
Navy	19	24	10	2	46
vs. Saint Joseph's	8	30	1	6	33
at Duke	8	22	3	2	35
Miami	17	42	13	6	18
at Stanford	16	38	6	2	26
at Cal	2	34	8	5	28
NC State	14	30	22	2	38
Wake Forest	5	24	8	5	27
at Georgia Tech	12	18	8	8	21
Clemson	10	20	12	3	24
at Florida State	11	26	13	11	21
at Virginia	5	24	9	1	22
SMU	7	28	15	0	19
at Notre Dame	10	26	15	2	24
Virginia	12	26	11	4	20
at Boston College	9	22	4	6	5
at Miami					
Louisville					
Syracuse					
North Carolina					
at Clemson					
<b>Total +/-</b>	<b>-93</b>	<b>-64</b>	<b>+38</b>	<b>-55</b>	<b>+133</b>
<b>Season Highs</b>	<b>22</b>	<b>42</b>	<b>25</b>	<b>15</b>	<b>55</b>

## FAST BREAK

Tech has registered **two** wins over **top five** programs under head coach Mike Young - most recently an 81-73 win over No. 3 Villanova on Nov. 28, 2020.

## SCHOOL RECORDS

### INDIVIDUAL

Games Played (Season)	36, by 8 players
Games Started (Season)	36, by 5 players
Games Played (Career)	152, Hunter Cattoor (2019-24)
Games Started (Career)	130, Jeff Allen (2007-11)
Consecutive Starts	123, Ace Custis (1993-97)
Minutes Played (Game)	55, by 3 players
Minutes Played (Season)	1,300, Malcolm Delaney (2010-11), 34 games
Minutes Played (Highest Season Average)	38.6, Jay Purcell (1991-92), 28 games
Minutes Played (Career)	4,688, Malcolm Delaney (2007-11)
Minutes Played (Highest Career Average)	35.1, Dale Solomon, 1978-82
Points (Overall Game)	52, Allan Bristow vs. George Washington (2-21-73)
Points (ACC Game)	37, Malcolm Delaney vs. Clemson (1-29-09)
Points (ACC Tournament Game)	32, Jalen Hudson vs. Wake Forest (3-10-15)
Points (NCAA Tournament)	29, Glen Combs vs. Indiana (3-17-67)
Points (NIT)	33, A.D. Vasallo vs. Duquesne (3-18-09)
Points (Season)	801, Erick Green (2012-13), 32 games
Points (ACC Season)	469, Erick Green (2012-13), 18 games
Points (Season Average)	26.6, Bimbo Coles (1988-89), 27 games
Points (Double-Figure Games, Season)	34, Dell Curry (1983-84), 35 games
Points (Career)	2,484, Bimbo Coles (1986-90)
Points (Career Average)	23.1, Allan Bristow (1970-73)
Points (Double-Figure Games, Career)	115, Dell Curry (1982-86)
Field Goals Made (Game)	22, Allan Bristow vs. George Washington (2-21-73)
3-Pointers Made (Game)	9, Hunter Cattoor at Florida State (1-29-22); Justin Robinson vs. Syracuse (1-26-19)
Field Goals Made (Season)	305, Dell Curry (1985-86), 30 games
3-Pointers Made (Season)	106, Wally Lancaster (1987-88), 29 games
Field Goals Made (Career)	1,021, Dell Curry (1982-86)
3-Pointers Made (Career)	332, Hunter Cattoor (2019-24)
Free Throws Made (Game)	20, by 3 players
Free Throws Made (Season)	230, Malcolm Delaney (2009-10), 33 games
Free Throws Made (Career)	721, Malcolm Delaney (2007-11)
Rebounds (Game)	36, Chris Smith vs. Washington & Lee (1-9-59)
Rebounds (Season)	495, Chris Smith (1959-60), 26 games
Rebounds (Career)	1,508, Chris Smith (1957-61)
Assists (Game)	13, Justin Robinson vs. Central Conn. St. (12-1-18)
Assists (Season)	192, Dave Sensibaugh (1975-76), 28 games
Assists (Career)	562, Justin Robinson (2015-19)
Steals (Game)	8, by 4 players
Steals (Season)	94, Jamon Gordon (2006-07), 34 games
Steals (Career)	295, Dell Curry (1982-86)
Blocks (Game)	9, Roy Brow vs. James Madison (12-6-86); vs. Baptist College (12-12-87)
Blocks (Season)	100, Roy Brow (1987-88), 28 games
Blocks (Career)	251, Roy Brow (1984-88)

### TEAM

Points (Game)	141, vs. Southern Miss (2-6-88)
Points (Season)	2,646, 1987-88, 29 games
Field Goals Made (Game)	52, vs. VMI (2-20-59)
Field Goals Made (Season)	1,058, 1983-84, 35 games
FG Percentage (Game)	.722 (39-54), vs. Syracuse (1-28-76)
FG Percentage (Season)	.517 (1,030-1,993), 1981-82
3-Pointers Made (Game)	21, vs. Delaware State (11-20-19)
3-Pointers Made (Season)	327, 2018-19, 35 games
3FG Percentage (Game)	.720 (18-25), at Florida State (1-29-22)
3FG Percentage (Season)	.403 (290-720), 2016-17
Rebounds (Game)	83, vs. VMI (2-19-61)
Assists (Game)	36, vs. The Citadel (11-12-17)
Steals (Game)	21, at Clemson (2-8-06)
Blocks (Game)	15 (2x), last vs. VMI (12-9-09)

## 2024-25 HONORS WATCH



**Tobi Lawal**

*Fort Myers Tip-Off*

- All-Tournament team

Hunter Cattoor finished first all-time at VT in career 3-pointers made with 332 and career games played with 152. He is now playing professionally for BCM Gravelines-Dunkerque in France.





LIL POPPA PUMP

- Brandon Rechsteiner is the son of Scott Steiner, who enjoyed a sports entertainment career that spanned more than three decades, including time with WWE.
- Scott wrestled at the University of Michigan before moving on to the professional ranks.



PAUL VI TO VT PIPELINE

- Ben Hammond was the point guard for Paul VI, which finished the 2023-24 season 35-3 and ranked No. 2 in the country by ESPN.
- The Fairfax, Va., native played all four years for the Panthers, becoming the program's all-time winningest player after guiding PVI to four VISAA state titles and two WCAC titles.
- He also competed for Team Takeover on the Nike EYBL circuit, joining former Tech star Erick Green as the only Hokies with both Paul VI and Team Takeover ties.
- Green led the nation in scoring during the 2012-13 season, averaging 25 points per game (801 total points) en route to ACC Player of the Year and AP All-America third team honors.

LEADING AT THE BREAK

- Over the last five seasons, Tech is 75-18 when leading at halftime.
- The Hokies are 87-23 in the Mike Young era when up at half.



NATIONAL POLLS

AP Poll

RK	TEAM	REC	PTS	TREND
1	Auburn (59)	23-2	1499	-
2	Florida (1)	22-3	1387	↑ 1
3	Duke	22-3	1382	-
4	Alabama	21-4	1335	↓ 2
5	Houston	21-4	1290	↑ 1
6	Tennessee	21-5	1147	↓ 1
7	Texas A&M	20-5	1140	↑ 1
8	Iowa State	20-5	1034	↑ 2
9	Texas Tech	20-5	969	↑ 3
10	St. John's	22-4	933	↓ 1
11	Wisconsin	20-5	879	↑ 5
12	Michigan	20-5	734	↑ 8
13	Purdue	19-7	732	↓ 6
14	Michigan State	20-5	724	↓ 3
15	Missouri	19-6	573	↑ 6
16	Marquette	19-6	527	↑ 2
17	Kentucky	17-8	518	↓ 2
18	Clemson	21-5	499	↑ 5
19	Arizona	17-8	362	↓ 6
20	Maryland	20-6	361	↑ 5
21	Mississippi State	18-7	325	↑ 1
22	Memphis	21-5	308	↓ 8
23	Kansas	17-8	193	↓ 6
24	Ole Miss	19-7	177	↓ 5
25	Louisville	20-6	137	↑ 1

Coaches Poll

RK	TEAM	REC	PTS	TREND
1	Auburn (31)	23-2	775	↑ 1
2	Florida	22-3	712	↑ 1
3	Duke	22-3	704	↑ 2
4	Alabama	21-4	692	↓ 3
5	Houston	21-4	672	↑ 1
6	Tennessee	21-5	605	↓ 2
7	Texas A&M	20-5	570	↑ 2
8	Iowa State	20-5	534	↑ 2
9	St. John's	22-4	501	↓ 1
10	Texas Tech	20-5	488	↑ 2
11	Wisconsin	20-5	441	↑ 4
12	Michigan	20-5	413	↑ 5
13	Michigan State	20-5	407	↓ 2
14	Purdue	19-7	388	↓ 7
15	Marquette	19-6	284	↑ 1
16	Missouri	19-6	272	↑ 6
17	Clemson	21-5	267	↑ 2
18	Arizona	17-8	223	↓ 5
19	Memphis	21-5	184	↓ 5
20	Maryland	20-6	183	↑ 5
21	Kentucky	17-8	162	↓ 3
22	Louisville	20-6	109	↑ 4
23	Mississippi State	18-7	106	↑ 3
24	Saint Mary's	23-4	86	↑ 2
25	Kansas	17-8	69	↓ 5

Others receiving votes: Ole Miss 64, UCLA 49, New Mexico 41, Creighton 37, Gonzaga 15, UConn 11, Illinois 5, UC San Diego 3, VCU 2, George Mason 1

Dropped from rankings: Creighton 21, Ole Miss 23, UConn 24

TRACKING TECH

	AP	Coaches
Preseason	-	-
11/11	-	-
11/18	-	-
11/25	-	-
12/2	-	-
12/9	-	-
12/16	-	-
12/23	-	-
12/30	-	-
1/6	-	-
1/13	-	-
1/20	-	-
1/27	-	-
2/3	-	-
2/10	-	-
2/17	-	-
2/24	-	-
3/2	-	-
3/9	-	-
3/16	-	-
Final	-	-

Ratings Tracker (through February 19)

ESPN.com BPI	119
KenPom.com	164
Massey	135
NCAA NET Rankings	167

Virginia Tech's "Best" NET Wins:

Florida State	88
Notre Dame	98
Virginia	104
NC State	124
Cal	125



2024-25 RANKING SUMMARY

Statistic	National Rank	Conference Rank	Value	National Leader	Value	Conference Leader	Value
Assist/Turnover Ratio (355 ranked)	260	16	1.02	Gonzaga	2.09	Duke	1.71
Assists Per Game (355 ranked)	219	12	13.1	Gonzaga	20.0	Duke	16.7
Bench Points per game (355 ranked)	59	2	25.52	Southern U.	39.32	SMU	26.64
Blocks Per Game (355 ranked)	341	17	1.9	Auburn	6.8	Florida St.	4.9
Effective FG pct (355 ranked)	193	10	0.513	North Dakota St.	0.587	Duke	0.572
Fastbreak Points (355 ranked)	348	17	5.24	Milwaukee	17.81	NC State	14.12
Field Goal Percentage (355 ranked)	223	14	44.1	Northern Colo.	50.1	Duke	48.5
Field Goal Percentage Defense (355 ranked)	264	13	45.2	San Diego St.	36.8	Duke	38.4
Fouls Per Game (355 ranked)	210	15	17.2	Creighton	10.5	Miami (FL)	14.6
Free Throw Attempts Per Game (355 ranked)	230	14	18.2	Winthrop	29.7	Florida St.	23.0
Free Throw Percentage (355 ranked)	177	14	72.1	Wisconsin	83.7	Pittsburgh	79.1
Free Throws Made Per Game (355 ranked)	220	13	13.1	Winthrop	20.1	California	16.9
Rebound Margin (355 ranked)	134	8	2.3	Illinois	10.7	Duke	7.8
Rebounds (Defensive) Per Game (355 ranked)	306	16	22.96	Illinois	30.81	Duke	27.48
Rebounds (Offensive) Per Game (355 ranked)	168	8	10.76	Texas A&M	16.08	California	13.19
Rebounds Per Game (355 ranked)	271	14	33.72	Alabama	44.40	SMU	39.68
Scoring Defense (355 ranked)	209	12	72.6	Houston	57.3	Duke	60.8
Scoring Margin (355 ranked)	286	15	-2.6	Duke	20.2	Duke	20.2
Scoring Offense (355 ranked)	281	16	70.0	Alabama	90.3	SMU	82.1
Steals Per Game (355 ranked)	337	17	4.9	UTEP	10.8	Florida St.	8.0

GAMES STARTED

	Streak	24-25	Career	ACC
Tobi Lawal	26	26	27	15
Jaden Schutt	8	24	24	13
Jaydon Young	-	6	6	2
Rodney Brown Jr.	-	-	-	-
Patrick Wessler	-	-	-	-
Brandon Rechsteiner	-	14	16	4
Peter Carr	-	-	-	-
Conner Venable	-	-	-	-
Tyler Johnson	22	22	22	15
Ben Hammond	9	12	12	11
Ben Burnham	-	-	61	-
Ryan Jones Jr.	-	-	-	-
Connor Serven	-	-	-	-
Mylyjael Poteat	26	26	30	16

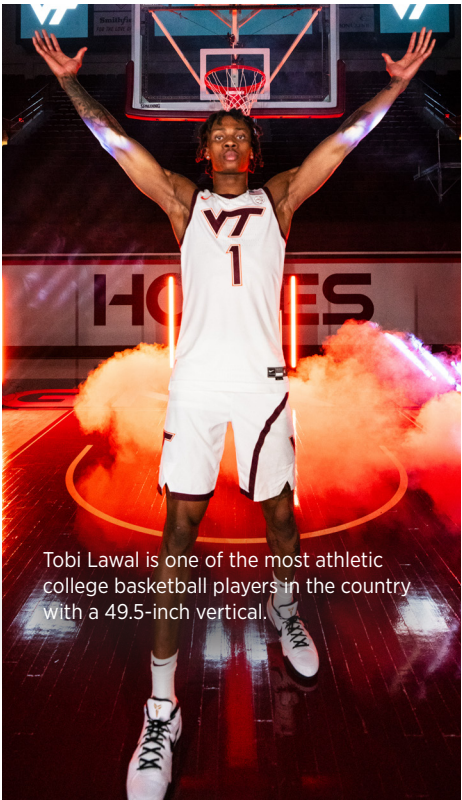


NON-CONFERENCE BREAKDOWN

Team	NET	Result
Delaware State	294	W, 83-60
USC Upstate	345	W, 93-74
Winthrop	194	W, 58-52
Penn State	32	L, 64-86
Jacksonville	180	L, 64-74
Michigan	24	L, 63-75
South Carolina	84	L, 60-70
Vanderbilt	38	L, 64-80
North Carolina A&T	326	W, 95-67
Navy	341	W, 80-72
Saint Joseph's	96	L, 62-82



Tech returned to The Palestra for the first time since it went 1-1 in the 2009 Philly Hoop Group Classic. VT is 5-17 all-time in the City of Brotherly Love.



Tobi Lawal is one of the most athletic college basketball players in the country with a 49.5-inch vertical.

## SEASON BREAKDOWN

## TECH'S RECORD WHEN...

	2024-25
Overall	11-15
ACC	6-9
At home	7-7
On the road	4-4
At neutral sites	0-4
After a win	5-6
After a loss	5-9
In overtime	0-0
vs. ranked opponents	0-2
Winning the opening tip	5-8
Losing the opening tip	6-7
Decided by 1-4 points or OT	5-1
Decided by 5-10 points	3-6
Decided by 11-20 points	1-6
Decided by 21+ points	2-2
Leading at half	8-3
Tied at half	0-1
Trailing at half	3-11
VT shoots 50% or better	6-0
VT shoots 40-49.9%	3-9
VT shoots less than 40%	2-6
VT out-shoots opponent	6-2
Opp. out-shoots VT	4-12
Opp. shoots 40% or better	6-15
Opp. shoots less than 40%	5-0
VT out-rebounds opponent	8-7
Opp. out-rebounds VT	3-7
Rebounds are tied	0-1
VT has more FT attempts	7-5
Opp. has more FT attempts	3-9
VT makes more 3-pointers	9-2
Opp. makes more 3-pointers	2-10
VT wins turnover battle	4-2
Opp. wins turnover battle	5-13
Turnovers are tied	2-0
VT scores 100+	0-0
VT scores 90-99 points	2-0
VT scores 80-89 points	3-0
VT scores 70-79 points	4-2
VT scores 60-69 points	1-9
VT scores 50-59 points	1-3
VT scores < 50 points	0-1
Opp. scores > 99 points	0-0
Opp. scores 90-99 points	0-0
Opp. scores 80-89 points	1-5
Opp. scores 70-79 points	4-8
Opp. scores 60-69 points	5-1
Opp. scores 50-59 points	1-1
Opp. scores < 50 points	0-0
Playing on Monday	2-1
Playing on Tuesday	0-2
Playing on Wednesday	2-6
Playing on Thursday	1-0
Playing on Friday	1-1
Playing on Saturday	4-5
Playing on Sunday	1-0
In November	3-4
In December	2-4
In January	4-4
In February	2-3
In March	0-0
Playing during the day	5-5
Playing at night	6-10
Wearing White	4-6
Wearing Maroon	3-3
Wearing Orange	3-3
Wearing Black	1-3

## STARTING LINEUPS

## W/L

3-1	Brandon Rechsteiner, Jaydon Young, Jaden Schutt, Tobi Lawal, Mylyjael Poteat
3-6	Brandon Rechsteiner, Jaden Schutt, Tyler Johnson, Tobi Lawal, Mylyjael Poteat
1-0	Brandon Rechsteiner, Jaydon Young, Tyler Johnson, Tobi Lawal, Mylyjael Poteat
4-7	Ben Hammond, Jaden Schutt, Tyler Johnson, Tobi Lawal, Mylyjael Poteat
0-1	Ben Hammond, Jaydon Young, Tyler Johnson, Tobi Lawal, Mylyjael Poteat

## Margin of Victory/Defeat

	1	2	3	4	5	6	7	8	9	10	11-19	20+
Wins	2	1	2	-	-	1	-	1	-	1	1	2
Losses	-	-	1	-	1	1	1	-	1	2	5	3

## Most First Half Points

Virginia Tech	52 vs. N.C. A&T (12/12/24)
Opponents	45 by NC State (1/15/25)

## Most Second Half Points

Virginia Tech	56 vs. USC Upstate (11/8/24)
Opponents	51 (2x), last by FSU (1/29/25)

## Fewest First Half Points

Virginia Tech	11 at Boston College (2/18/25)
Opponents	15 by FSU (1/29/25)

## Fewest Second Half Points

Virginia Tech	23 vs. Pitt (12/7/24)
Opponents	27 by Winthrop (11/11/24)

## Largest Halftime Lead

Virginia Tech	20 (2x), last at FSU (1/29/25)
Opponents	15 by Boston College (2/18/25)

## Largest Margin of Victory

Virginia Tech	28 vs. N.C. A&T (12/12/24)
Opponents	23 by Duke (12/31/24)

## MISCELLANEOUS

## How 1st Points Were Scored

Layup	5
3FG	5
Jumper	6
Dunk	5
Free Throw	5
Tip-in	-

## Rebounds Leader

Rodney Brown Jr.	1
Ben Burnham	2
Tyler Johnson	3
Tobi Lawal	15
Mylyjael Poteat	5
Jaden Schutt	1

## Blocks Leader

Ben Burnham	5
Tyler Johnson	1
Tobi Lawal	9
Mylyjael Poteat	5
Patrick Wessler	5

## 15+ Rebounds

-	-
---	---

## 20+ Rebounds

-	-
---	---

## 5+ Assists

Rodney Brown Jr.	1
Ben Hammond	1
Tyler Johnson	1
Tobi Lawal	1
Mylyjael Poteat	2
Brandon Rechsteiner	4

## 10+ Assists

-	-
---	---

## 5+ Steals

Ben Hammond	1
-------------	---

## 5+ Blocks

-	-
---	---

## Double-Doubles

Tyler Johnson	1
Tobi Lawal	5
Mylyjael Poteat	1

## Triple-Doubles

-	-
---	---

## Scored VT's 1st Points

Ben Hammond	2
Tyler Johnson	1
Tobi Lawal	7
Mylyjael Poteat	10
Brandon Rechsteiner	2
Jaden Schutt	4

## Assists Leader

Rodney Brown Jr.	4
Ben Burnham	3
Ben Hammond	5
Tyler Johnson	2
Mylyjael Poteat	4
Brandon Rechsteiner	15
Jaden Schutt	3
Jaydon Young	3

## First Off VT Bench

Rodney Brown Jr.	3
Ben Burnham	12
Ben Hammond	4
Brandon Rechsteiner	3
Jaden Schutt	1
Patrick Wessler	14
Jaydon Young	5

## Steals Leader

Ben Burnham	5
Rodney Brown Jr.	2
Ben Hammond	9
Tyler Johnson	2
Tobi Lawal	6
Mylyjael Poteat	4
Brandon Rechsteiner	4
Jaden Schutt	8
Jaydon Young	4

## Points Leader

Ben Burnham	3
Ben Hammond	2
Tyler Johnson	1
Tobi Lawal	9
Mylyjael Poteat	6
Brandon Rechsteiner	1
Jaden Schutt	5
Jaydon Young	2

## 10+ Points

Rodney Brown Jr.	3
Ben Burnham	7
Ben Hammond	4
Tyler Johnson	3
Tobi Lawal	19
Mylyjael Poteat	13
Brandon Rechsteiner	6
Jaden Schutt	11
Patrick Wessler	2
Jaydon Young	5

## 20+ Points

Tobi Lawal	4
Mylyjael Poteat	1

## 30+ Points

-	-
---	---

## 10+ Rebounds

Tyler Johnson	3
Tobi Lawal	6
Mylyjael Poteat	1


**THE LAST TIME**
**LAST TIME VIRGINIA TECH...**

Scored 100+ points and won	100-55, vs. Coppin State, 11/6/23
Scored 100+ points and lost	100-104 (2OT), vs. Maryland, 2/27/10
Played in OT	65-70 (OT), at Boston College, 12/21/22
Played in consecutive OTs	82-77 (OT), vs. UAB, 11/28/15; 79-81 (OT), vs. Northwestern, 12/1/15
Played in 2OT	79-77 (2OT), vs. North Carolina, 1/22/20
Played in 3OT	95-102 (3OT), vs. Miami (Fla.), 2/19/20
Scored 100+ points	100-55, vs. Coppin State, 11/6/23
Scored 90-99 points	95-67, vs. North Carolina A&T, 12/12/24
Scored 80-89 points	86-85, vs. Miami, 1/4/25
Scored 70-79 points	70-73, vs. Virginia, 2/15/25
Scored 60-69 points	65-63, at Notre Dame, 2/8/25
Scored 50-59 points	57-72, vs. Clemson, 1/25/25
Scored 40-49 points	47-24, at #23 NC State, 2/2/19
Scored 30-39 points	36-54, at Boston College, 2/18/25
Scored 20-29 points	27-40, at McGuire Hospital, 2/2/46
Scored 10-19 points	16-45, at Virginia, 1/30/39
Scored less than 10 points	9-29, vs. North Carolina, 1/12/35
Allowed 100+ points	95-102 (3OT), vs. Miami (Fla.), 1/19/20
Allowed 90-99 points	81-96, at #7 North Carolina, 2/17/24
Allowed 80-89 points	75-81, vs. SMU, 2/5/25
Allowed 70-79 points	70-73, vs. Virginia, 2/15/25
Allowed 60-69 points	65-63, at Notre Dame, 2/8/25
Allowed 50-59 points	36-54, at Boston College, 2/18/25
Allowed 40-49 points	75-41, vs. Virginia, 2/19/24
Allowed 30-39 points	65-39, vs. Radford, 11/15/21
Allowed 20-29 points	47-24, at #23 NC State, 2/2/19
Allowed 10-19 points	60-19, vs. Lynchburg, 1/9/46
Allowed less than 10 points	28-9, vs. Hampden-Sydney, 1/17/1923
Scored at least 60 points in a half	66, 2nd Half, vs. The Citadel, 11/12/17
Largest margin of victory	83, vs. Randolph-Macon (87-4), 1/10/1911
Largest margin of victory in ACC	38, vs. Wake Forest (84-46), 2/27/21
Defeated a ranked opponent on the road	47-24, at #23 NC State, 2/2/19
Defeated a ranked opponent at home	87-72, vs. #21 Clemson, 1/10/24
Defeated a ranked opponent on a neutral court	82-67, vs. #7 Duke, 3/12/22
Defeated a defending national champion	65-51, vs. #8 Virginia, 1/30/21
Held opponent without a double-figure scorer	65-39, vs. Radford, 11/15/21
Failed to have a double-figure scorer	41-57, vs. Temple, 2/25/96
Had 5 or more players score in double figures	5, vs. Navy, 12/15/24
Had 6 or more players score in double figures	6, vs. USC Upstate, 11/8/24
Had 7 or more players score in double figures	7, vs. Cornell, 12/8/21
Did not make a 3FG	at Providence, 2/1/03
Opponent did not make a 3FG	vs. Virginia, 2/14/22
Did not shoot a FT in the first half	vs. #18 Pitt, 12/7/24
Did not shoot a FT in the second half	at Syracuse, 2/27/24
Opponent did not shoot a FT	vs. Merrimack, 11/21/21
Opponent did not make a FT	vs. Florida State, 3/4/23
Held an opponent under 10 points in a half	9, vs. Eastern Michigan (1H), 12/22/11
Held an opponent under 20 points in a half	15, at Florida State (1H), 1/29/25
Had double-figure blocked shots	10, vs. Wake Forest, 2/27/21
Came back from a double-figure deficit to win	14, at Notre Dame, 2/8/25
Lost a double-digit lead	22, at Cal, 1/11/25
Led by 20 or more points at halftime	20, at Florida State, 1/29/25
Had 20-29 assists in a game	24, vs. North Carolina A&T, 12/12/24
Had 30 or more assists	36, vs. The Citadel, 11/12/17
Held a team under 20 percent from the floor	16.7%, at No. 23/22 NC State, 2/2/19
Held a team under three made FGs in a half	2, vs. Notre Dame, 1/10/21
Won an ACC Tournament Championship	82-67, vs. #7 Duke, 3/12/22
Won an NCAA Tournament game	67-58, vs. Liberty, 3/24/19

**WHAT'S A HOKIE?**

The answer leads all the way back to 1896 when Virginia Agricultural and Mechanical College changed its name to Virginia Polytechnic Institute. With the change came the necessity for writing a new cheer and a contest for such a purpose was held by the student body.

Senior O.M. Stull won first prize for his "Hokie" yell which is still used today. Later, when asked if "Hokie" had any special meaning, Stull explained the word was solely the product of his imagination and was used only as an attention-getter for his yell. It soon became a nickname for all Tech teams and for those people loyal to Tech athletics.



The official university school colors - Chicago Maroon and Burnt Orange - also were introduced in 1896. The colors were chosen by a committee because they made a 'unique combination' not worn elsewhere at the time. The official definition of "Hokie" is "a loyal Virginia Tech Fan."


**OUR NAME**


When referring to our name, we ask that you use Virginia Tech, Hokies or Tech - and not 'Vah Tech.' Thank you!




## THE LAST TIME

**LAST TIME A VIRGINIA TECH PLAYER...**

Recorded a double-double	Tobi Lawal (15 pts./10 rebs.), at Notre Dame, 2/8/25
Recorded a triple-double	Justyn Mutts (12 pts./14 rebs./11 ast.), vs. Syracuse, 2/12/22
Two Tech players recorded double-doubles in same game	Sean Pedulla (15 pts./10 asts.) & Lynn Kidd (14 pts./11 rebs.), vs. Coppin State, 11/6/23
Two Tech players recorded double-doubles in consecutive games	vs. North Carolina (ACC Tournament), 3/13/09; vs. Duquesne (NIT), 3/18/09
Had five or more steals	Ben Hammond (5), vs. North Carolina A&T, 12/12/24
Had 10 or more assists in a game	Brandon Rechsteiner (11), vs. American, 12/21/23
Had 20 or more rebounds in a game	Jeff Allen (21), vs. Longwood, 12/14/08
Two Tech players with double-figure rebounds	Tobi Lawal (12) and Tyler Johnson (10), vs. Wake Forest, 1/18/25
Two Tech players had five or more assists	Ben Hammond (8) & Tobi Lawal (5), vs. Miami, 1/4/25
Three Tech players had five or more assists	Justyn Mutts (8), Hunter Cattoor (8) & Grant Basile (5), vs. Syracuse, 1/28/23
Four Tech players had five or more assists	Kerry Blackshear Jr. (8), Devin Wilson (7), Justin Robinson (7) & Chris Clarke (5), vs. The Citadel, 11/12/17
Three Tech players made five or more 3FG	Nahiem Alleyne (5), Jalen Cone (5) & Isaiah Wilkins (5), vs. Delaware State, 11/20/19
Eight or more Tech players made a 3FG	8 players, at Pitt, 2/5/22
Two Tech players scored 20 or more points	Mylyjael Poteat (25) & Tobi Lawal (22), vs. Miami, 1/4/25
Three Tech players scored 20 or more points	Nickeil Alexander-Walker (25), Ahmed Hill (23) & Justin Robinson (23), vs. #23 Purdue, 11/18/18
Two Tech players scored 20 or more points in consecutive games	Nickeil Alexander-Walker & Kerry Blackshear Jr., 11/10/17 & 11/12/17
Tech player scored 30 or more points in consecutive games	Sean Pedulla, 1/10/24 & 1/13/24
Tech freshman scored 20 or more points in a game	Sean Pedulla (20), at Florida State, 1/29/22
Three Tech freshmen scored in double figures in a game	Hunter Cattoor (14), Jalen Cone (11) & Lander Nolley II (10), vs. North Carolina, 3/10/20
Four Tech freshmen scored in double figures in a game	Landers Nolley II (21), Tyrece Radford (21), Jalen Cone (15) & Nahiem Alleyne (10), at Wake Forest, 1/14/20
Tech player scored 30-39 points in a game	Sean Pedulla (33), vs. Miami, 1/13/24
Tech player scored 40-49 points in a game	Dorenzo Hudson (41), vs. Seton Hall, 1/2/10
Tech player scored 50+ points in a game	Bimbo Coles (51), vs. Southern Miss, 2/6/88
Tech player had consecutive double-doubles	Tobi Lawal, 1/15/25, 1/18/25
Tech player had three consecutive double-doubles	Keve Aluma, 1/27/21, 1/30/21, 2/3/21
Tech freshman had consecutive double-doubles	Kerry Blackshear Jr., 12/13/15, 12/19/15
Tech allowed a triple-double	Dennis Smith Jr. (27 pts./11 rebs./11 ast.), at NC State, 1/4/17
Tech had a walk-on score double figures	Christian Beyer (13), vs. Alabama A&M, 12/14/14







## MIKE YOUNG

Head Coach | Sixth Season at Virginia Tech

2020-21 ACC Coach of the Year

## CAREER RECORDS

Overall Record	402-325
Conference Games	226-181
Non-Conference Games	176-144
Conference Tournament	25-16
NCAA Tournament	1-7
Overtime Games	20-17
One-Point Games	14-15
vs. AP Top 25	10-34

## VS. CURRENT ACC HEAD COACHES

Coach	All	VT	Wofford
Earl Grant	1-4	1-4	-
Mark Madsen	1-0	1-0	-
Brad Brownell	5-6	5-4	0-2
Jon Scheyer	1-3	1-3	-
Leonard Hamilton	4-3	4-3	-
Damon Stoudamire	1-1	1-1	-
Pat Kelsey	2-1	0-1	2-0
Bill Courtney	1-1	1-0	0-1
Kevin Keatts	4-3	4-3	-
Hubert Davis	2-3	2-3	-
Micah Shrewsberry	3-1	3-1	-
Jeff Capel III	4-3	4-3	-
Andy Enfield	0-1	0-1	-
Kyle Smith	0-2	0-1	0-1
Adrian Autry	0-1	0-1	-
Ron Sanchez	1-1	1-1	0-0
Steve Forbes	9-7	3-4	6-3
<b>Total</b>	<b>39-41</b>	<b>31-34</b>	<b>8-7</b>



## ► COACH YOUNG: CAREER BREAKDOWN

Season	School	Overall	Conference	Finish	Postseason	Ranking	RPI/NET
2002-03	Wofford	14-15 .483	8-8 .500	T6th	-	-/-	219
2003-04	Wofford	9-20 .310	4-12 .250	T10th	-	-/-	273
2004-05	Wofford	14-14 .500	7-9 .438	8th	-	-/-	225
2005-06	Wofford	11-18 .379	6-9 .400	9th	-	-/-	287
2006-07	Wofford	10-20 .333	5-13 .278	T9th	-	-/-	295
2007-08	Wofford	16-16 .500	8-12 .400	8th	-	-/-	191
2008-09	Wofford	16-14 .533	12-8 .600	4th	-	-/-	177
2009-10	Wofford	26-9 .743	15-3 .833	1st	NCAA First Round	-/-	73
2010-11	Wofford	21-13 .618	14-4 .778	T1st	NCAA First Round	-/-	105
2011-12	Wofford	19-14 .576	12-6 .667	T2nd	CBI	-/-	178
2012-13	Wofford	13-19 .406	7-11 .389	T8th	-	-/-	253
2013-14	Wofford	20-13 .606	11-5 .688	T3rd	NCAA First Round	-/-	152
2014-15	Wofford	28-7 .800	16-2 .889	1st	NCAA First Round	RV/-	49
2015-16	Wofford	15-17 .469	11-7 .611	T3rd	-	-/-	202
2016-17	Wofford	16-17 .485	10-8 .556	T4th	-	-/-	189
2017-18	Wofford	21-13 .618	11-7 .611	T4th	CIT	-/-	141
2018-19	Wofford	30-5 .857	18-0 1.000	1st	NCAA Second Round	19/18	14
<b>Totals</b>	<b>17 Seasons</b>	<b>299-244 .551</b>	<b>175-124 .585</b>				
2019-20	Virginia Tech	16-16 .500	7-13 .350	T10th	-	-/-	92
2020-21	Virginia Tech	15-7 .682	9-4 .692	3rd	NCAA First Round	25/RV	51
2021-22	Virginia Tech	23-13 .639	11-9 .550	7th	NCAA First Round	RV/RV	27
2022-23	Virginia Tech	19-15 .559	8-12 .400	11th	NIT First Round	-/-	75
2023-24	Virginia Tech	19-15 .559	10-10 .500	T8th	NIT Second Round	-/-	58
2024-25	Virginia Tech	11-15 .423	6-9 .400	-	-	-/-	167
<b>Totals</b>	<b>6 Seasons</b>	<b>103-81 .560</b>	<b>51-57 .472</b>				
<b>Overall</b>	<b>23 Seasons</b>	<b>402-325 .553</b>	<b>226-181 .555</b>				

## ► THE YOUNG FILE

Born	5/1/1963
Hometown	Radford, Virginia
Wife	Margaret
Children	Cooper, Davis
Education	Emory & Henry, 1986
Joined Tech Staff	4/7/2019
Years as College Head Coach	23
Years as College Coach	39

### Coaching Career

1986-88	Assistant Coach, Emory & Henry
1988-89	Graduate Assistant, Radford
1989-98	Assistant Coach, Wofford
1998-02	Associate Head Coach, Wofford
2002-19	Head Coach, Wofford
2019-pr.	Head Coach, Virginia Tech

## ► ACCOMPLISHMENTS

### Seven NCAA Tournaments

2022, 2021, 2019, 2015, 2014, 2011, 2010

### One ACC Tournament Championship

2022

### Five SoCon Tournament Championships

2019, 2015, 2014, 2011, 2010

### Five Conference Coach of the Year Awards

ACC (2021), SoCon (2019, 2015, 2014, 2010)

### Two-time National Coach of the Year

2019 (Sporting News), 2010 (Hugh Durham)

### Three AP All-America Selections

Fletcher Magee (2018-19), Karl Cochran (2014-15), Noah Dahlman (2009-10)

1 TOBI LAWAL

JUNIOR Forward | 6-8 | 215 | Sociology with a minor in International Studies  
London, England | VCU



SEASON/CAREER BESTS

POINTS

Season 23 (2x), last vs. Virginia (2/15/25)  
Career 23 (2x), last vs. Virginia (2/15/25)

REBOUNDS

Season 13 at Florida State (1/29/25)  
Career 13 at Florida State (1/29/25)

ASSISTS

Season 5 vs. Miami (1/4/25)  
Career 5 vs. Miami (1/4/25)

BLOCKS

Season 2 (6x), last at Notre Dame (2/8/25)  
Career 3 (4x), last vs. Saint Louis (1/19/24)

STEALS

Season 2 (5x), last at Boston College (2/18/25)  
Career 2 (12x), last at Boston College (2/18/25)

MINUTES

Season 33 vs. Wake Forest (1/18/25)  
Career 33 vs. Wake Forest (1/18/25)

FIELD GOALS MADE

Season 8 vs. Miami (1/4/25)  
Career 8 (2x), last vs. Miami (1/4/25)

FIELD GOALS ATTEMPTED

Season 13 at Georgia Tech (1/22/25)  
Career 13 at Georgia Tech (1/22/25)

3-PT. FIELD GOALS MADE

Season 3 (3x), last at Ga. Tech (1/22/25)  
Career 3 (3x), last at Ga. Tech (1/22/25)

3-PT. FIELD GOALS ATTEMPTED

Season 7 at Georgia Tech (1/22/25)  
Career 7 at Georgia Tech (1/22/25)

FREE THROWS MADE

Season 9 (2x), last vs. Michigan (11/25/24)  
Career 9 (3x), last vs. Michigan (11/25/24)

FREE THROWS ATTEMPTED

Season 11 vs. Delaware State (11/4/24)  
Career 11 (2x), last vs. Del. State (11/4/24)

CAREER STATS

SEASON	TEAM	GP-GS	MIN/AVG	FG-FGA	FG%	3FG-3FGA	3FG%	FT-FTA	FT%	OFF	DEF	TOT	AVG	PF-FO	A	TO	BLK	STL	PTS	AVG
2022-23	VCU	25-1	138/5.5	14-27	.519	0-0	.000	5-17	.294	14	14	28	1.1	27-1	3	12	7	4	33	1.3
2023-24	VCU	38-0	720/18.9	110-165	.667	3-7	.429	70-105	.667	82	145	227	6.0	102-3	11	49	34	25	293	7.7
2024-25	VT	26-26	686/26.4	117-207	.565	22-56	.393	83-127	.654	63	119	182	7.0	65-0	23	55	16	16	339	13.0
TOTAL FOR VT		26-26	686/26.4	117-207	.565	22-56	.393	83-127	.654	63	119	182	7.0	65-0	23	55	16	16	339	13.0
TOTAL		89-27	1544/17.3	241-399	.604	25-63	.397	158-249	.635	159	278	437	4.9	194-4	37	116	57	45	665	7.5

- The most athletic basketball player Mike Young has ever coached.
- "I've never had one that jumped like that. He's the best athlete I've had the opportunity to coach," Mike Young said about Tobin Lawal.
- There are times when Lawal grabs rebounds when his head is at or above the basketball rim.
- A dynamic player in pick and roll actions.
- Averaged 7.7 points and 6.0 rebounds per game as a sophomore in 2023-24 at VCU, while shooting 66.7% from the hardwood.
- Has worked extensively in the offseason on expanding his range.
- His faith in Jesus Christ is extremely important to him.
- Exceptional athlete with superior leaping ability; recorded a 49.5-inch vertical leap in 2023 preseason combine testing at VCU.
- Started playing basketball just before he turned 16; a late-bloomer who undoubtedly has his basketball ahead of him. Played soccer and ran track until he transitioned to basketball.

Last name pronounced: luh-WOWL

2024-25 GAME-BY-GAME STATS

Opponent	Date	GS	MIN	Total		3-Pointers		Free throws		Rebounds		PF	A	TO	BLK	STL	PTS	AVG			
				FG-FGA	PCT	3FG-3FGA	PCT	FT-FTA	PCT	OFF	DEF								TOT	AVG	
Delaware St.	11/04/2024	*	27:03	6-9	.667	2-4	.500	9-11	.818	3	5	8	8.0	3	2	5	2	23	23.0		
USC Upstate	11/08/2024	*	24:35	4-6	.667	0-2	.000	2-2	1.000	3	5	8	8.0	2	0	1	2	10	16.5		
Winthrop	11/11/2024	*	29:16	3-6	.500	0-2	.000	4-7	.571	4	6	10	8.7	2	0	2	2	10	14.3		
vs Penn St.	11/15/2024	*	21:25	2-6	.333	0-1	.000	4-6	.667	5	4	9	8.8	3	0	4	0	1	8	12.8	
Jacksonville	11/20/2024	*	30:36	6-9	.667	1-1	1.000	1-3	.333	1	3	4	7.8	2	1	5	0	14	13.0		
vs Michigan	11/25/2024	*	27:40	2-3	.667	1-1	1.000	9-10	.900	1	2	3	7.0	2	0	3	0	1	14	13.2	
vs South Carolina	11/27/2024	*	21:12	4-7	.571	0-1	.000	2-4	.500	2	4	6	6.9	4	0	0	0	10	12.7		
Vanderbilt	12/04/2024	*	19:18	1-1	1.000	0-0	.000	0-0	.000	1	4	5	6.6	2	0	1	1	2	2	11.4	
Pittsburgh	12/07/2024	*	27:06	6-10	.600	1-2	.500	3-4	.750	2	2	4	6.3	3	2	0	0	2	16	11.9	
N.C. A&T	12/12/2024	*	14:51	4-6	.667	1-1	1.000	1-1	1.000	3	4	7	6.4	3	0	0	0	10	11.7		
Navy	12/15/2024	*	21:16	0-2	.000	0-0	.000	2-2	1.000	3	0	3	6.1	0	0	1	1	1	2	10.8	
vs Saint Joseph's	12/21/2024	*	31:20	4-7	.571	0-2	.000	1-2	.500	1	2	3	5.8	3	0	4	2	0	9	10.7	
at Duke	12/31/2024	*	22:16	7-9	.778	3-4	.750	2-4	.500	2	3	5	5.8	2	0	4	0	0	19	11.3	
Miami (FL)	01/04/2025	*	30:13	8-10	.800	0-1	.000	6-6	1.000	2	4	6	5.8	2	5	3	0	0	22	12.1	
at Stanford	01/08/2025	*	26:00	6-11	.545	0-2	.000	3-4	.750	1	4	5	5.7	2	0	0	0	0	15	12.3	
at California	01/11/2025	*	25:11	2-2	1.000	1-1	1.000	3-4	.750	2	6	8	5.9	3	0	3	1	0	8	12.0	
NC State	01/15/2025	*	29:52	7-10	.700	3-3	1.000	5-6	.833	6	5	11	6.2	2	2	3	2	1	22	12.6	
Wake Forest	01/18/2025	*	33:01	4-8	.500	1-2	.500	1-2	.500	2	10	12	6.5	3	1	2	0	1	10	12.4	
at Georgia Tech	01/22/2025	*	32:07	5-13	.385	3-7	.429	0-0	.000	1	5	6	6.5	2	1	2	0	0	13	12.5	
Clemson	01/25/2025	*	24:45	6-10	.600	0-1	.000	2-8	.250	4	2	6	6.5	4	1	0	0	0	14	12.6	
at Florida St.	01/29/2025	*	28:48	6-11	.545	1-2	.500	4-9	.444	6	7	13	6.8	1	2	2	0	1	17	12.8	
at Virginia	02/01/2025	*	23:00	6-12	.500	1-3	.333	4-6	.667	1	4	5	6.7	4	0	1	0	0	17	13.0	
SMU	02/05/2025	*	26:32	2-8	.250	0-5	.000	5-7	.714	1	7	8	6.7	3	2	2	1	0	9	12.8	
at Notre Dame	02/08/2025	*	28:21	6-10	.600	0-2	.000	3-6	.500	3	7	10	6.9	3	1	2	2	0	15	12.9	
Virginia	02/15/2025	*	31:22	7-11	.636	2-2	1.000	7-9	.778	0	7	7	6.9	3	2	1	0	0	23	13.3	
at Boston College	02/18/2025	*	28:45	3-10	.300	1-4	.250	0-4	.000	3	7	7	10	7.0	2	1	4	0	2	7	13.0
Totals			26	685:52	117-207	.565	22-56	.393	83-127	.654	63	119	182	7.0	65	23	55	16	16	339	13.0

Player Averages

Games Played	Minutes/game	Points/game	FG Pct	3FG Pct	FT Pct	Rebounds/game	Assists/game	Turnovers/game	Assist/Turnover ratio	Steals/game	Blocks/game
26	26.4	13.0	56.5	39.3	65.4	7.0	0.9	2.1		0.4	0.6

PRODUCTION TRACKER

	This Season	Career
Scored 10+ Points	19	34
Scored 20+ Points	4	4
Led Tech in Scoring	9	9
Made multiple 3FGs	5	6
Led Tech in Rebounding	15	15
Had a Double-Double	5	9
Had Multiple Assists	7	8
Had Multiple Steals	5	12
Had Multiple Dunks	15	-





2 JADEN SCHUTT

R-SOPHOMORE Guard | 6-5 | 205 | Communication  
Yorkville, Illinois | Duke



SEASON/CAREER BESTS

POINTS

Season 18 at Virginia (2/1/25)  
Career 18 at Virginia (2/1/25)

REBOUNDS

Season 5 (3x), last at Virginia (2/1/25)  
Career 5 (4x), last at Virginia (2/1/25)

ASSISTS

Season 4 (2x), last vs. Miami (1/4/25)  
Career 4 (2x), last vs. Miami (1/4/25)

BLOCKS

Season 1 (2x), last vs. SMU (2/5/25)  
Career 1 (4x), last vs. SMU (2/5/25)

STEALS

Season 2 (5x), last at Florida State (1/29/25)  
Career 2 (5x), last at Florida State (1/29/25)

MINUTES

Season 35 (2x), last at Notre Dame (2/8/25)  
Career 35 (2x), last at Notre Dame (2/8/25)

FIELD GOALS MADE

Season 6 (3x), last at Virginia (2/1/25)  
Career 6 (3x), last at Virginia (2/1/25)

FIELD GOALS ATTEMPTED

Season 13 vs. SMU (2/5/25)  
Career 13 vs. SMU (2/5/25)

3-PT. FIELD GOALS MADE

Season 5 (2x), last vs. Vanderbilt (12/4/24)  
Career 5 (2x), last vs. Vanderbilt (12/4/24)

3-PT. FIELD GOALS ATTEMPTED

Season 11 vs. Vanderbilt (12/4/24)  
Career 11 vs. Vanderbilt (12/4/24)

FREE THROWS MADE

Season 7 at Florida State (1/29/25)  
Career 7 at Florida State (1/29/25)

FREE THROWS ATTEMPTED

Season 8 at Florida State (1/29/25)  
Career 8 at Florida State (1/29/25)

CAREER STATS

- A wing that will be looked upon to stretch defenses beyond the arc. *Last name pronounced: SHOOT*
- Has exceptional passing skills; will be a terrific connecting piece in Tech's offense.
- Leading scorer for the Hokies in their preseason scrimmage vs. JMU.
- Perhaps Tech's most vocal leader on the court; has a high basketball IQ.
- Was fully cleared from prior injuries to begin practice in August 2024.
- Rated as the No. 50 overall player in ESPN 100's rankings for the class of 2022.
- Ranked as the No. 9 player at his position (shooting guard) by ESPN.
- Named the 2022 Gatorade Player of the Year in Illinois.
- Picked Tech over DePaul, Dayton and Butler.

2024-25 GAME-BY-GAME STATS

Opponent	Date	GS	MIN	Total		3-Pointers		Free throws		Rebounds				PF	A	TO	BLK	STL	PTS	AVG	
				FG-FGA	PCT	3FG-3FGA	PCT	FT-FTA	PCT	OFF	DEF	TOT	AVG								
Delaware St.	11/04/2024	*	24:12	3-6	.500	3-6	.500	0-0	.000	0	4	4	4.0	3	2	0	0	1	9	9.0	
USC Upstate	11/08/2024	*	27:18	3-8	.375	1-4	.250	3-6	.500	1	2	3	3.5	3	4	1	0	2	10	9.5	
Winthrop	11/11/2024	*	27:52	6-11	.545	5-10	.500	0-1	.000	0	2	2	3.0	3	1	2	0	0	17	12.0	
vs Penn St.	11/15/2024	*	31:56	3-7	.429	2-6	.333	0-0	.000	0	4	4	3.3	4	2	2	0	1	8	11.0	
Jacksonville	11/20/2024	*	32:11	1-7	.143	1-6	.167	0-0	.000	0	4	4	3.4	1	3	0	0	2	3	9.4	
vs Michigan	11/25/2024	*	30:30	1-7	.143	0-3	.000	0-0	.000	0	2	2	3.2	4	0	3	0	2	2	8.2	
vs South Carolina	11/27/2024	*	29:54	3-9	.333	2-4	.500	3-3	1.000	0	4	4	3.3	1	2	1	0	2	11	8.6	
Vanderbilt	12/04/2024	*	34:02	5-11	.455	5-11	.455	0-0	.000	0	4	4	3.4	1	3	2	0	1	15	9.4	
Pittsburgh	12/07/2024	*	34:55	5-11	.455	4-10	.400	0-0	.000	0	4	4	3.4	1	3	0	0	0	14	9.9	
N.C. A&T	12/12/2024	*	24:40	2-7	.286	2-7	.286	0-0	.000	0	4	4	3.5	4	2	1	1	0	6	9.5	
Navy	12/15/2024	*	20:44	2-6	.333	2-5	.400	5-5	1.000	0	0	0	3.2	5	0	1	0	1	11	9.6	
vs Saint Joseph's	12/21/2024	*	26:42	2-6	.333	1-4	.250	0-0	.000	0	5	5	3.3	3	2	0	0	0	5	9.3	
at Duke	12/31/2024	*	23:00	1-6	.167	1-6	.167	0-0	.000	0	1	1	3.2	1	0	0	0	1	3	8.8	
Miami (FL)	01/04/2025	*	27:14	3-9	.333	3-8	.375	0-0	.000	0	1	1	3.0	2	4	1	0	0	9	8.8	
at Stanford	01/08/2025	*	33:30	0-2	.000	0-2	.000	0-0	.000	0	4	4	3.1	3	1	1	0	0	0	8.2	
at California	01/11/2025	*	10:05	0-2	.000	0-2	.000	0-0	.000	0	2	2	3.0	3	0	0	0	0	0	7.7	
NC State	01/15/2025	*	28:33	6-10	.600	3-6	.500	2-2	1.000	1	4	5	3.1	1	2	1	0	0	17	8.2	
Wake Forest	01/18/2025	*	26:04	4-8	.500	3-7	.429	1-1	1.000	0	2	2	3.1	1	0	2	0	0	12	8.4	
at Georgia Tech	01/22/2025	*	29:04	2-6	.333	2-4	.500	0-0	.000	0	4	4	3.1	2	1	0	0	0	6	8.3	
Clemson	01/25/2025	*	21:25	2-6	.333	0-3	.000	0-0	.000	0	1	1	3.0	0	2	0	0	1	4	8.1	
at Florida St.	01/29/2025	*	26:22	3-9	.333	3-8	.375	7-8	.875	0	1	1	2.9	2	2	3	0	2	16	8.5	
at Virginia	02/01/2025	*	33:43	6-11	.545	4-8	.500	2-2	1.000	0	5	5	3.0	3	1	2	0	0	18	8.9	
SMU	02/05/2025	*	32:35	5-13	.385	3-6	.500	2-2	1.000	0	2	2	3.0	3	0	2	1	1	15	9.2	
at Notre Dame	02/08/2025	*	34:45	2-8	.250	1-6	.167	2-2	1.000	3	1	4	3.0	1	2	1	0	1	7	9.1	
Virginia	02/15/2025	*	17:46	1-3	.333	1-2	.500	0-0	.000	1	2	3	3.0	2	1	0	0	0	3	8.8	
at Boston College	02/18/2025	*	05:43	0-0	.000	0-0	.000	0-0	.000	0	0	0	2.9	0	0	0	0	0	0	8.5	
Totals			24	694:45	71-189	.376	52-144	.361	27-32	.844	6	69	75	2.9	57	40	26	2	18	221	8.5

Player Averages

Games Played	Minutes/ game	Points/ game	FG Pct	3FG Pct	FT Pct	Rebounds/ game	Assists/ game	Turnovers/ game	Assist/Turnover ratio	Steals/ game	Blocks/ game
26	26.7	8.5	37.6	36.1	84.4	2.9	1.5	1.0	1.5	0.7	0.1

PRODUCTION TRACKER

	This Season	Career
Scored 10+ Points	11	11
Scored 20+ Points	-	-
Led Tech in Scoring	5	5
Made 3+ 3FGs	10	11
Led Tech in 3FGM	12	12
Shot over 40% from 3	12	13
Had Multiple Assists	14	15
Led Tech in Assists	4	4
Had Multiple Steals	5	5



SEASON	TEAM	GP-GS	MIN/AVG	FG-FGA	FG%	3FG-3FGA	3FG%	FT-FTA	FT%	OFF	DEF	TOT	AVG	PF-FO	A	TO	BLK	STL	PTS	AVG
2022-23	DU	14-0	96/6.8	10-28	.357	7-20	.350	2-4	.500	3	12	15	1.1	4-0	6	0	2	1	29	2.1
2024-25	VT	26-24	695/26.7	71-189	.376	52-144	.361	27-32	.844	6	69	75	2.9	57-1	40	26	2	18	221	8.5
TOTAL FOR VT		26-24	695/26.7	71-189	.376	52-144	.361	27-32	.844	6	69	75	2.9	57-1	40	26	2	18	221	8.5
TOTAL		40-24	791/19.8	81-217	.373	59-164	.360	29-36	.806	9	81	90	2.3	61-1	46	26	4	19	250	6.3

3 JAYDON YOUNG

SOPHOMORE Guard | 6-4 | 205 | Sports Media and Analytics  
Goldsboro, North Carolina | Greensboro Day



SEASON/CAREER BESTS

POINTS

Season 14 (2x), last at Cal (1/11/25)  
Career 14 (2x), last at Cal (1/11/25)

REBOUNDS

Season 4 (2x), last at Florida State (1/29/25)  
Career 4 (2x), last at Florida State (1/29/25)

ASSISTS

Season 4 (2x), last vs. NC State (1/15/25)  
Career 5 vs. Coppin State (11/6/23)

BLOCKS

Season -  
Career 1 vs. Notre Dame (3/9/24)

STEALS

Season 2 (3x), last at Boston College (2/18/25)  
Career 2 (4x), last at Boston College (2/18/25)

MINUTES

Season 32 (2x), last vs. Winthrop (11/11/24)  
Career 32 (2x), last vs. Winthrop (11/11/24)

FIELD GOALS MADE

Season 6 at Cal (1/11/25)  
Career 6 at Cal (1/11/25)

FIELD GOALS ATTEMPTED

Season 13 (2x), last vs. Michigan (11/25/24)  
Career 13 (2x), last vs. Michigan (11/25/24)

3-PT. FIELD GOALS MADE

Season 4 vs. USC Upstate (11/8/24)  
Career 4 vs. USC Upstate (11/8/24)

3-PT. FIELD GOALS ATTEMPTED

Season 8 vs. Winthrop (11/11/24)  
Career 8 vs. Winthrop (11/11/24)

FREE THROWS MADE

Season 5 vs. Delaware State (11/4/24)  
Career 5 vs. Delaware State (11/4/24)

FREE THROWS ATTEMPTED

Season 7 vs. Delaware State (11/4/24)  
Career 7 vs. Delaware State (11/4/24)

- Will look to have a big jump in production in his second season in Blacksburg.
- A four-year letterwinner at Greensboro Day under the winningest coach in North Carolina basketball history, Freddy Johnson.
- Three-time all-state, four-time all-conference and three-time conference player of the year.
- Eclipsed 2,000 career points in November 2022.
- Guided Greensboro Day to its 12th NCISAA state title as a senior.
- Four-star recruit according to ESPN.
- Rated the eighth-best player in the state of North Carolina, according to 247Sports.
- Chose the Hokies over Clemson, Virginia, Pitt, NC State and North Carolina A&T.
- Father, Victor, played college basketball at Mount Olive, advancing to the Elite 8 in 2005; played professionally overseas as well.

2024-25 GAME-BY-GAME STATS

Opponent	Date	GS	MIN	Total		3-Pointers		Free throws		Rebounds			PF	A	TO	BLK	STL	PTS	AVG		
				FG-FA	PCT	3FG-3FGA	PCT	FT-FTA	PCT	OFF	DEF	TOT								AVG	
Delaware St.	11/04/2024	*	26:02	3-10	.300	2-7	.286	5-7	.714	0	3	3	3.0	0	4	2	0	0	13	13.0	
USC Upstate	11/08/2024	*	32:04	4-13	.308	4-7	.571	2-2	1.000	0	2	2	2.5	0	2	0	0	0	14	13.5	
Winthrop	11/11/2024	*	32:12	2-11	.182	2-8	.250	0-0	.000	0	3	3	2.7	0	3	2	0	0	6	11.0	
vs Penn St.	11/15/2024	*	25:05	1-6	.167	0-4	.000	0-0	.000	0	2	2	2.5	3	1	3	0	0	2	8.8	
Jacksonville	11/20/2024		28:01	3-9	.333	1-3	.333	2-2	1.000	0	1	1	2.2	1	1	1	0	0	9	8.8	
vs Michigan	11/25/2024		25:48	5-13	.385	2-6	.333	0-0	.000	0	2	2	2.2	1	0	3	0	1	12	9.3	
vs South Carolina	11/27/2024		28:14	5-9	.556	2-5	.400	0-0	.000	0	3	3	2.3	4	1	0	0	0	12	9.7	
Vanderbilt	12/04/2024		23:23	2-5	.400	1-4	.250	0-0	.000	0	1	1	2.1	4	0	0	0	1	5	9.1	
Pittsburgh	12/07/2024		23:46	1-6	.167	1-5	.200	0-0	.000	0	1	1	2.0	1	2	1	0	0	3	8.4	
N.C. A&T	12/12/2024		12:07	1-5	.200	1-4	.250	0-0	.000	0	1	1	1.9	1	3	0	0	0	3	7.9	
Navy	12/15/2024		10:56	1-1	1.000	1-1	1.000	0-0	.000	0	0	0	1.7	3	0	1	0	0	3	7.5	
vs Saint Joseph's	12/21/2024		11:47	1-4	.250	1-2	.500	0-0	.000	0	2	2	1.8	0	1	0	0	1	3	7.1	
at Duke	12/31/2024		19:35	1-3	.333	1-3	.333	3-3	1.000	0	2	2	1.8	1	0	0	0	2	6	7.0	
Miami (FL)	01/04/2025		03:51	0-1	.000	0-1	.000	0-0	.000	0	1	1	1.7	1	0	1	0	0	0	6.5	
at Stanford	01/08/2025		14:52	2-6	.333	0-3	.000	0-1	.000	0	0	0	1.6	2	0	1	0	1	4	6.3	
at California	01/11/2025		27:04	6-11	.545	1-2	.500	1-1	1.000	0	4	4	1.8	1	3	1	0	0	14	6.8	
NC State	01/15/2025	*	21:43	3-9	.333	1-5	.200	1-1	1.000	0	1	1	1.7	3	4	0	0	1	8	6.9	
Wake Forest	01/18/2025	*	08:10	1-4	.250	0-2	.000	0-0	.000	0	1	1	1.7	1	0	0	0	0	2	6.6	
at Georgia Tech	01/22/2025		15:51	1-4	.250	1-2	.500	0-0	.000	0	3	3	1.7	2	1	1	0	0	3	6.4	
Clemson	01/25/2025		24:26	3-8	.375	2-3	.667	1-2	.500	0	1	1	1.7	0	1	1	0	0	9	6.6	
at Florida St.	01/29/2025		15:00	3-6	.500	3-5	.600	0-0	.000	0	4	4	1.8	1	1	2	0	2	9	6.7	
at Virginia	02/01/2025		16:27	2-4	.500	2-4	.500	1-3	.333	0	3	3	1.9	0	0	0	0	0	7	6.7	
SMU	02/05/2025		16:33	1-3	.333	0-1	.000	0-0	.000	0	0	0	1.8	0	3	1	0	1	2	6.5	
at Notre Dame	02/08/2025		14:02	1-8	.125	0-5	.000	0-0	.000	1	0	1	1.8	1	2	1	0	1	2	6.3	
Virginia	02/15/2025		15:00	2-7	.286	2-6	.333	2-2	1.000	1	0	1	1.7	2	0	0	0	0	8	6.4	
at Boston College	02/18/2025		27:36	0-6	.000	0-4	.000	1-2	.500	1	0	1	1.7	0	2	2	0	2	1	6.2	
Totals			6	519:34	55-172	.320	31-102	.304	19-26	.731	3	41	44	1.7	33	35	24	0	13	160	6.2

Player Averages

Games Played	Minutes/ game	Points/ game	FG Pct	3FG Pct	FT Pct	Rebounds/ game	Assists/ game	Turnovers/ game	Assist/Turnover ratio	Steals/ game	Blocks/ game
26	20.0	6.2	32.0	30.4	73.1	1.7	1.3	0.9	1.5	0.5	0.0

PRODUCTION TRACKER

	This Season	Career
Scored 10+ Points	5	5
Scored 20+ Points	-	-
Led Tech in Scoring	2	2
Made 3+ 3FGs	2	3
Led Tech in 3FGM	6	9
Shot over 40% from 3	9	16
Shot over 50% from the floor	5	13
Had Multiple Assists	10	12
Had Multiple Steals	3	4



CAREER STATS

SEASON	TEAM	GP-GS	MIN/AVG	FG-FGA	FG%	3FG-3FGA	3FG%	FT-FTA	FT%	OFF	DEF	TOT	AVG	PF-FO	A	TO	BLK	STL	PTS	AVG
2023-24	VT	26-0	221/8.5	15-43	.349	12-32	.375	6-6	1.000	1	20	21	0.8	12-0	18	5	1	6	48	1.8
2024-25	VT	26-6	520/20.0	55-172	.320	31-102	.304	19-26	.731	3	41	44	1.7	33-0	35	24	0	13	160	6.2
TOTAL		52-6	741/14.2	70-215	.326	43-134	.321	25-32	.781	4	61	65	1.3	45-0	53	29	1	19	208	4.0

4 RODNEY BROWN JR.

SOPHOMORE Guard | 6-6 | 185 | Communication  
Perris, California | Cal



SEASON/CAREER BESTS

POINTS

Season 13 vs. N.C. A&T (12/12/24)  
Career 13 (2x), last vs. N.C. A&T (12/12/24)

REBOUNDS

Season 6 vs. N.C. A&T (12/12/24)  
Career 6 vs. N.C. A&T (12/12/24)

ASSISTS

Season 5 at Cal (1/11/25)  
Career 5 at Cal (1/11/25)

BLOCKS

Season 1 vs. N.C. A&T (12/12/24)  
Career 1 (3x), last vs. N.C. A&T (12/12/24)

STEALS

Season 2 vs. Navy (12/15/24)  
Career 4 vs. Tulane (11/22/23)

MINUTES

Season 30 vs. Navy (12/15/24)  
Career 30 vs. Navy (12/15/24)

FIELD GOALS MADE

Season 5 vs. N.C. A&T (12/12/24)  
Career 5 (2x), last vs. N.C. A&T (12/12/24)

FIELD GOALS ATTEMPTED

Season 9 vs. Navy (12/15/24)  
Career 10 at Arizona (2/1/24)

3-PT. FIELD GOALS MADE

Season 3 (2x), last vs. Navy (12/15/24)  
Career 3 (4x), last vs. Navy (12/15/24)

3-PT. FIELD GOALS ATTEMPTED

Season 5 vs. N.C. A&T (12/12/24)  
Career 6 (2x), last at Arizona (2/1/24)

FREE THROWS MADE

Season 2 (2x), last at Ga. Tech (1/22/25)  
Career 4 (2x), last at Washington St. (2/15/24)

FREE THROWS ATTEMPTED

Season 5 at Cal (1/11/25)  
Career 5 at Cal (1/11/25)

CAREER STATS

- One of four Golden Bears to play all 32 games last season at Cal.
- Averaged 3.5 points and 1.1 rebounds in 14.1 minutes per game off the bench as a freshman.
- Shot 39.7% (23 of 58) from 3-point range & 40.6% (39 of 96) from the floor in 2023-24.
- Three double-figure scoring efforts, all in Pac-12 road games at USC (13), Arizona (12) & Washington State (12).
- Graduated from Rancho Christian School (Temecula, California) in spring 2023
- Led Rancho Christian to the 2023 CIF Southern Section Division 2A championship as a senior; scored 16 points in the title game.
- Despite hailing from California, his parents have since relocated to Arkansas.
- Picked Tech over Santa Clara.

2024-25 GAME-BY-GAME STATS

Opponent	Date	GS	MIN	Total		3-Pointers		Free throws		Rebounds				PF	A	TO	BLK	STL	PTS	AVG
				FG-FGA	PCT	3FG-3FGA	PCT	FT-FTA	PCT	OFF	DEF	TOT	AVG							
Delaware St.	11/04/2024		04:40	0-1	.000	0-1	.000	0-0	.000	0	0	0	0.0	0	1	0	0	0	0	0.0
USC Upstate	11/08/2024		00:55	0-1	.000	0-1	.000	0-0	.000	0	0	0	0.0	0	0	0	0	0	0	0.0
vs Penn St.	11/15/2024		03:35	1-1	1.000	0-0	.000	0-0	.000	0	1	1	0.3	1	0	0	0	0	2	0.7
Vanderbilt	12/04/2024		02:22	0-0	.000	0-0	.000	0-0	.000	0	1	1	0.5	0	0	0	0	0	0	0.5
N.C. A&T	12/12/2024		21:04	5-7	.714	3-5	.600	0-0	.000	0	6	6	1.6	1	2	2	1	0	13	3.0
Navy	12/15/2024		29:30	4-9	.444	3-4	.750	0-0	.000	0	4	4	2.0	1	3	1	0	2	11	4.3
vs Saint Joseph's	12/21/2024		29:20	1-6	.167	0-4	.000	1-2	.500	0	2	2	2.0	2	4	2	0	0	3	4.1
at Duke	12/31/2024		23:55	3-6	.500	2-3	.667	0-0	.000	0	1	1	1.9	2	4	1	0	1	8	4.6
Miami (FL)	01/04/2025		20:10	1-4	.250	1-3	.333	0-0	.000	0	2	2	1.9	0	3	2	0	0	3	4.4
at Stanford	01/08/2025		26:41	1-5	.200	0-0	.000	0-0	.000	1	3	4	2.1	3	3	1	0	1	2	4.2
at California	01/11/2025		22:12	2-6	.333	0-0	.000	2-5	.400	0	3	3	2.2	3	5	3	0	0	6	4.4
NC State	01/15/2025		27:51	1-5	.200	1-2	.500	1-2	.500	1	1	2	2.2	0	2	2	0	0	4	4.3
Wake Forest	01/18/2025		10:22	1-1	1.000	0-0	.000	0-0	.000	0	1	1	2.1	1	0	0	0	0	2	4.2
at Georgia Tech	01/22/2025		10:56	3-7	.429	2-2	1.000	2-2	1.000	2	3	5	2.3	0	1	3	0	0	10	4.6
Clemson	01/25/2025		18:56	1-5	.200	1-4	.250	0-0	.000	0	1	1	2.2	0	0	0	0	0	3	4.5
at Florida St.	01/29/2025		12:53	1-6	.167	0-3	.000	0-0	.000	0	4	4	2.3	1	3	0	0	0	2	4.3
at Virginia	02/01/2025		04:04	0-0	.000	0-0	.000	0-0	.000	0	0	0	2.2	0	1	0	0	0	0	4.1
Totals		0	269:26	25-70	.357	13-32	.406	6-11	.545	4	33	37	2.2	15	32	17	1	4	69	4.1

Player Averages

Games Played	Minutes/game	Points/game	FG Pct	3FG Pct	FT Pct	Rebounds/game	Assists/game	Turnovers/game	Assist/Turnover ratio	Steals/game	Blocks/game
17	15.8	4.1	35.7	40.6	54.5	2.2	1.9	1.0	1.9	0.2	0.1

PRODUCTION TRACKER

	This Season	Career
Scored 10+ Points	3	6
Scored 20+ Points	-	-
Led Tech in Scoring	-	-
Made 3+ 3FGs	2	4
Led Tech in 3FGM	2	2
Shot over 40% from 3	5	16
Had Multiple Assists	9	19
Had Multiple Blocks	-	-
Had Multiple Steals	1	5



SEASON	TEAM	GP-GS	MIN/AVG	FG-FGA	FG%	3FG-3FGA	3FG%	FT-FTA	FT%	OFF	DEF	TOT	AVG	PF-FO	A	TO	BLK	STL	PTS	AVG
2023-24	Cal	32-0	453/14.2	39-96	.406	23-58	.397	12-14	.857	8	27	35	1.1	48-1	28	20	2	6	113	3.5
2024-25	VT	17-0	269/15.8	25-70	.357	13-32	.406	6-11	.545	4	33	37	2.2	15-0	32	17	1	4	69	4.1
TOTAL FOR VT		17-0	269/15.8	25-70	.357	13-32	.406	6-11	.545	4	33	37	2.2	15-0	32	17	1	4	69	4.1
TOTAL		49-0	723/14.8	64-166	.386	36-90	.400	18-25	.720	12	60	72	1.5	63-1	60	37	3	10	182	3.7



5 PATRICK WESSLER

R-SOPHOMORE Center | 7-0 | 250 | Marketing Management  
Matthews, North Carolina | Combine Academy



SEASON/CAREER BESTS

POINTS

Season 13 vs. N.C. A&T (12/12/24)  
Career 13 vs. N.C. A&T (12/12/24)

REBOUNDS

Season 6 (2x), last vs. N.C. A&T (12/12/24)  
Career 6 (2x), last vs. N.C. A&T (12/12/24)

ASSISTS

Season 1 (2x), last vs. St. Joseph's (12/21/24)  
Career 1 (4x), last vs. St. Joseph's (12/21/24)

BLOCKS

Season 2 vs. Penn State (11/15/24)  
Career 2 vs. Penn State (11/15/24)

STEALS

Season 1 (4x), last vs. NC State (1/15/25)  
Career 1 (5x), last vs. NC State (1/15/25)

MINUTES

Season 19 at Duke (12/31/24)  
Career 19 at Duke (12/31/24)

FIELD GOALS MADE

Season 5 vs. N.C. A&T (12/12/24)  
Career 5 vs. N.C. A&T (12/12/24)

FIELD GOALS ATTEMPTED

Season 6 vs. N.C. A&T (12/12/24)  
Career 6 vs. N.C. A&T (12/12/24)

3-PT. FIELD GOALS MADE

Season -  
Career -

3-PT. FIELD GOALS ATTEMPTED

Season -  
Career 1 at Wake Forest (12/30/23)

FREE THROWS MADE

Season 4 at Duke (12/31/24)  
Career 4 at Duke (12/31/24)

FREE THROWS ATTEMPTED

Season 6 at Duke (12/31/24)  
Career 6 at Duke (12/31/24)

CAREER STATS

- Has made great strides in his conditioning. *Last name pronounced: WES-ler*
- Redshirted the 2022-23 season.
- Invited to the Allen Iverson 24K Showcase game in Memphis his senior year in high school.
- Played his final two seasons at Combine Academy where he guided the program to a state championship in 2021-22.
- Averaged 18 points, 14 rebounds and 2.3 blocks as a senior, while Combine ended the season ranked No. 20 in the country with a 25-5 record.
- Named 2020-21 HoopState Network Sixth Man of the Year.
- Played his freshman and sophomore seasons at David W. Butler High School in Matthews, N.C.
- Southwestern 4A Conference Player of the Year.
- Competed for CC Elite on the AAU circuit.
- Rated the 148th-best prospect in the 2022 class by 247Sports; Tabbed the third-best player in the state of North Carolina and the 24th-best center nationally, according to 247Sports.
- Chose the Hokies over Providence, Southern Cal, NC State and Ole Miss.
- Big fan of dogs as pets. His family always had multiple dogs while Patrick was growing up.

2024-25 GAME-BY-GAME STATS

Opponent	Date	GS	MIN	Total		3-Pointers		Free throws		Rebounds				PF	A	TO	BLK	STL	PTS	AVG
				FG-FGA	PCT	3FG-3FGA	PCT	FT-FTA	PCT	OFF	DEF	TOT	AVG							
Delaware St.	11/04/2024		09:28	1-1	1.000	0-0	.000	2-2	1.000	1	4	5	5.0	0	0	0	0	0	4	4.0
USC Upstate	11/08/2024		08:38	0-1	.000	0-0	.000	0-0	.000	0	0	0	2.5	1	0	1	1	0	0	2.0
Winthrop	11/11/2024		14:14	2-4	.500	0-0	.000	0-0	.000	2	4	6	3.7	3	0	1	0	0	4	2.7
vs Penn St.	11/15/2024		08:43	1-1	1.000	0-0	.000	3-4	.750	0	3	3	3.5	1	0	1	2	0	5	3.3
Jacksonville	11/20/2024		07:49	1-3	.333	0-0	.000	0-0	.000	2	3	5	3.8	1	0	1	0	0	2	3.0
vs Michigan	11/25/2024		06:25	2-3	.667	0-0	.000	0-0	.000	3	1	4	3.8	1	0	0	0	0	4	3.2
vs South Carolina	11/27/2024		10:43	2-3	.667	0-0	.000	0-0	.000	1	0	1	3.4	2	0	0	1	1	4	3.3
Vanderbilt	12/04/2024		08:03	2-3	.667	0-0	.000	0-0	.000	1	1	2	3.3	0	0	0	0	0	4	3.4
Pittsburgh	12/07/2024		05:07	1-3	.333	0-0	.000	0-0	.000	0	1	1	3.0	4	0	2	0	0	2	3.2
N.C. A&T	12/12/2024		17:00	5-6	.833	0-0	.000	3-5	.600	1	5	6	3.3	1	1	0	0	0	13	4.2
Navy	12/15/2024		18:24	2-4	.500	0-0	.000	0-0	.000	1	2	3	3.3	0	0	0	0	0	4	4.2
vs Saint Joseph's	12/21/2024		11:30	3-4	.750	0-0	.000	2-2	1.000	0	2	2	3.2	3	1	0	0	1	8	4.5
at Duke	12/31/2024		18:38	3-5	.600	0-0	.000	4-6	.667	1	1	2	3.1	2	0	0	0	1	10	4.9
Miami (FL)	01/04/2025		04:58	2-2	1.000	0-0	.000	0-0	.000	1	0	1	2.9	3	0	0	0	0	4	4.9
at Stanford	01/08/2025		06:52	1-3	.333	0-0	.000	0-0	.000	0	1	1	2.8	1	0	1	0	0	2	4.7
at California	01/11/2025		13:03	1-2	.500	0-0	.000	1-2	.500	0	4	4	2.9	1	0	1	1	0	3	4.6
NC State	01/15/2025		07:54	2-3	.667	0-0	.000	1-1	1.000	3	1	4	2.9	2	0	0	0	1	5	4.6
Wake Forest	01/18/2025		01:49	0-0	.000	0-0	.000	0-0	.000	0	0	0	2.8	0	0	0	0	1	0	4.3
at Georgia Tech	01/22/2025		09:40	0-1	.000	0-0	.000	1-2	.500	1	3	4	2.8	2	0	2	0	0	1	4.2
Clemson	01/25/2025		08:43	0-1	.000	0-0	.000	1-2	.500	2	1	3	2.9	1	0	0	1	0	1	4.0
at Florida St.	01/29/2025		07:04	0-1	.000	0-0	.000	0-0	.000	0	3	3	2.9	1	0	0	0	0	0	3.8
at Virginia	02/01/2025		07:17	1-1	1.000	0-0	.000	2-2	1.000	2	2	4	2.9	1	0	0	0	0	4	3.8
SMU	02/05/2025		06:34	0-0	.000	0-0	.000	0-0	.000	1	1	2	2.9	1	0	0	0	0	0	3.7
at Notre Dame	02/08/2025		03:03	0-0	.000	0-0	.000	0-0	.000	0	0	0	2.8	1	0	0	0	0	0	3.5
at Boston College	02/18/2025		07:22	0-2	.000	0-0	.000	0-0	.000	0	3	3	2.8	0	0	0	0	0	0	3.4
Totals			0 229:02	32-57	.561	0-0	.000	20-28	.714	23	46	69	2.8	33	2	11	7	4	84	3.4

Player Averages

Games Played	Minutes/game	Points/game	FG Pct	3FG Pct	FT Pct	Rebounds/game	Assists/game	Turnovers/game	Assist/Turnover ratio	Steals/game	Blocks/game
25	9.2	3.4	56.1	0.0	71.4	2.8	0.1	0.4	0.2	0.2	0.3

PRODUCTION TRACKER

	This Season	Career
Scored 10+ Points	2	2
Had 5+ Rebounds	4	4
Had Multiple Blocks	1	1
Led Tech in Blocks	5	6
Had Multiple Steals	-	-
Shot over 50% from the floor	14	18
Played 10+ Minutes	8	9
Shot 5+ Free Throws	2	2
Had Multiple Dunks	-	-



SEASON	TEAM	GP-GS	MIN/AVG	FG-FGA	FG%	3FG-3FGA	3FG%	FT-FTA	FT%	OFF	DEF	TOT	AVG	PF-FO	A	TO	BLK	STL	PTS	AVG
2023-24	VT	13-0	50/3.9	5-13	.385	0-1	.000	2-4	.500	8	11	19	1.5	10-0	2	2	4	1	12	0.9
2024-25	VT	25-0	229/9.2	32-57	.561	0-0	.000	20-28	.714	23	46	69	2.8	33-0	2	11	7	4	84	3.4
TOTAL		38-0	279/7.3	37-70	.529	0-1	.000	22-32	.688	31	57	88	2.3	43-0	4	13	11	5	96	2.5

7 BRANDON RECHSTEINER

SOPHOMORE Guard | 6-1 | 190 | Sports Media and Analytics  
Acworth, Georgia | Etowah



SEASON/CAREER BESTS

POINTS

Season 19 vs. USC Upstate (11/8/24)  
Career 19 vs. USC Upstate (11/8/24)

REBOUNDS

Season 3 (2x), last vs. South Carolina (11/27/24)  
Career 4 at Wake Forest (12/30/23)

ASSISTS

Season 6 at Georgia Tech (1/22/25)  
Career 11 vs. American (12/21/23)

BLOCKS

Season -  
Career -

STEALS

Season 2 (2x), last vs. St. Joseph's (12/21/24)  
Career 2 (2x), last vs. St. Joseph's (12/21/24)

MINUTES

Season 34 vs. Pitt (12/7/24)  
Career 34 vs. Pitt (12/7/24)

FIELD GOALS MADE

Season 7 vs. USC Upstate (11/8/24)  
Career 7 vs. USC Upstate (11/8/24)

FIELD GOALS ATTEMPTED

Season 13 vs. South Carolina (11/27/24)  
Career 13 vs. South Carolina (11/27/24)

3-PT. FIELD GOALS MADE

Season 3 (2x), last vs. Jacksonville (11/20/24)  
Career 3 (2x), last vs. Jacksonville (11/20/24)

3-PT. FIELD GOALS ATTEMPTED

Season 8 at Notre Dame (2/8/25)  
Career 8 at Notre Dame (2/8/25)

FREE THROWS MADE

Season 7 at Notre Dame (2/8/25)  
Career 7 at Notre Dame (2/8/25)

FREE THROWS ATTEMPTED

Season 8 at Notre Dame (2/8/25)  
Career 8 at Notre Dame (2/8/25)

- Wakes up at 4:50 a.m. almost every day
- Sharpshooter who should flourish on the offensive side in Coach Young's system.
- A four-year letterwinner at Etowah where he was coached by Jason Dasinger
- All-state and team captain as a junior and senior.
- Averaged 18 points, 5.3 rebounds, 5.1 assists and 2.8 steals per game as a senior, guiding Etowah to the GHSA Class 6A Final Four.
- GACA/GBCA 6A North Player of the Year.
- Reached 1,000 career points on Jan. 14, 2023.
- Consensus four-star recruit.
- Rated the 87th-best prospect in the 2023 class on 247Sports.
- Tabbed the second-best point guard in the state of Georgia and the 15th-best point guard nationally, according to 247Sports.
- Chose the Hokies over Gonzaga, Tennessee, Miami (Fla.), LSU, Xavier, Clemson and Notre Dame.
- Father, Scott, is a hall of fame professional wrestler; goes by Scott Steiner and Big Poppa Pump.
- Brother, Brock, is a wide receiver for Jacksonville State.

Last name pronounced: WRECK-stine-er

2024-25 GAME-BY-GAME STATS

Opponent	Date	GS	MIN	Total		3-Pointers		Free throws		Rebounds				PF	A	TO	BLK	STL	PTS	AVG	
				FG-FA	PCT	3FG-3FGA	PCT	FT-FTA	PCT	OFF	DEF	TOT	AVG								
Delaware St.	11/04/2024	*	30:37	2-6	.333	2-5	.400	0-1	.000	0	1	1	1.0	4	3	2	0	1	6	6.0	
USC Upstate	11/08/2024	*	26:07	7-12	.583	3-5	.600	2-2	1.000	1	0	1	1.0	2	4	1	0	0	19	12.5	
Winthrop	11/11/2024	*	21:27	1-4	.250	0-3	.000	2-2	1.000	0	1	1	1.0	1	2	0	0	1	4	9.7	
vs Penn St.	11/15/2024	*	26:56	2-6	.333	1-4	.250	1-2	.500	0	1	1	1.0	2	5	2	0	0	6	8.8	
Jacksonville	11/20/2024	*	31:43	4-6	.667	3-5	.600	0-1	.000	1	1	2	1.2	4	3	5	0	1	11	9.2	
vs Michigan	11/25/2024	*	23:42	4-11	.364	0-4	.000	0-0	.000	1	2	3	1.5	4	1	3	0	2	8	9.0	
vs South Carolina	11/27/2024	*	30:03	4-13	.308	2-5	.400	0-0	.000	0	3	3	1.7	2	4	1	0	0	10	9.1	
Vanderbilt	12/04/2024	*	26:05	2-11	.182	1-7	.143	0-0	.000	0	2	2	1.8	1	4	4	0	1	5	8.6	
Pittsburgh	12/07/2024	*	33:34	4-9	.444	0-2	.000	0-0	.000	0	1	1	1.7	1	4	5	0	1	8	8.6	
N.C. A&T	12/12/2024	*	19:28	2-10	.200	1-7	.143	1-1	1.000	0	0	0	1.5	0	5	4	0	0	6	8.3	
Navy	12/15/2024	*	19:09	1-4	.250	0-2	.000	0-0	.000	0	0	0	1.4	0	4	2	0	0	2	7.7	
vs Saint Joseph's	12/21/2024		22:08	3-9	.333	1-5	.200	1-1	1.000	0	1	1	1.3	0	5	3	0	2	8	7.8	
at Duke	12/31/2024		18:07	1-3	.333	0-2	.000	0-0	.000	0	0	0	1.2	1	4	1	0	0	2	7.3	
Miami (FL)	01/04/2025		08:48	2-2	1.000	2-2	1.000	0-0	.000	1	0	1	1.2	0	0	1	0	1	6	7.2	
at Stanford	01/08/2025	*	26:36	2-6	.333	0-2	.000	0-0	.000	1	1	2	1.3	0	3	2	0	0	4	7.0	
at California	01/11/2025	*	23:26	5-9	.556	2-3	.667	0-0	.000	0	0	0	1.2	0	3	0	0	1	12	7.3	
NC State	01/15/2025	*	14:06	1-3	.333	1-2	.500	0-0	.000	0	0	0	1.1	1	0	2	0	0	3	7.1	
Wake Forest	01/18/2025		14:48	3-7	.429	2-5	.400	2-2	1.000	0	0	0	1.1	2	2	3	0	0	10	7.2	
at Georgia Tech	01/22/2025		24:15	3-6	.500	1-4	.250	0-0	.000	1	0	1	1.1	1	6	5	0	1	7	7.2	
Clemson	01/25/2025		14:50	1-3	.333	1-2	.500	0-0	.000	0	1	1	1.1	1	2	2	0	0	3	7.0	
at Florida St.	01/29/2025		16:24	3-4	.750	2-2	1.000	0-0	.000	0	0	0	1.0	2	1	0	0	0	8	7.0	
at Virginia	02/01/2025		11:08	1-1	1.000	1-1	1.000	0-0	.000	0	0	0	1.0	3	3	1	0	1	3	6.9	
SMU	02/05/2025		16:56	2-7	.286	1-5	.200	0-0	.000	0	1	1	1.0	1	3	1	0	0	5	6.8	
at Notre Dame	02/08/2025		25:24	2-10	.200	1-8	.125	7-8	.875	0	1	1	1.0	0	3	1	0	1	12	7.0	
Virginia	02/15/2025		29:10	2-6	.333	2-6	.333	0-0	.000	0	1	1	1.0	1	3	4	0	0	6	7.0	
at Boston College	02/18/2025		20:31	0-4	.000	0-3	.000	0-0	.000	1	1	2	1.0	1	1	2	0	1	0	6.7	
Totals			14	575:28	64-172	.372	30-101	.297	16-20	.800	7	19	26	1.0	35	78	57	0	15	174	6.7

Player Averages

Games Played	Minutes/ game	Points/ game	FG Pct	3FG Pct	FT Pct	Rebounds/ game	Assists/ game	Turnovers/ game	Assist/Turnover ratio	Steals/ game	Blocks/ game
26	22.1	6.7	37.2	29.7	80.0	1.0	3.0	2.2	1.4	0.6	0.0

PRODUCTION TRACKER

	This Season	Career
Scored 10+ Points	6	7
Scored 20+ Points	-	-
Made Multiple 3FGs	9	11
Made 3+ 3FGs	2	2
Led Tech in 3FGM	4	9
Shot over 40% from 3	11	19
Had 5+ Assists	4	5
Led Tech in Assists	15	20
Had Multiple Steals	2	2



CAREER STATS

SEASON	TEAM	GP-GS	MIN/AVG	FG-FGA	FG%	3FG-3FGA	3FG%	FT-FTA	FT%	OFF	DEF	TOT	AVG	PF-FO	A	TO	BLK	STL	PTS	AVG
2023-24	VT	26-2	239/9.2	16-43	.372	9-33	.273	6-8	.750	2	16	18	0.7	16-0	33	18	0	4	47	1.8
2024-25	VT	26-14	575/22.1	64-172	.372	30-101	.297	16-20	.800	7	19	26	1.0	35-0	78	57	0	15	174	6.7
TOTAL		52-16	814/15.7	80-215	.372	39-134	.291	22-28	.786	9	35	44	0.8	51-0	111	75	0	19	221	4.3



8 PETER CARR

FRESHMAN Guard | 6-5 | 205 | Computer Engineering  
West Chester, Pennsylvania | West Chester East



SEASON/CAREER BESTS

POINTS

Season -  
Career -

REBOUNDS

Season -  
Career -

ASSISTS

Season -  
Career -

BLOCKS

Season -  
Career -

STEALS

Season -  
Career -

MINUTES

Season 1 (2x), last vs. N.C. A&T (12/12/24)  
Career 1 (2x), last vs. N.C. A&T (12/12/24)

FIELD GOALS MADE

Season -  
Career -

FIELD GOALS ATTEMPTED

Season -  
Career -

3-PT. FIELD GOALS MADE

Season -  
Career -

3-PT. FIELD GOALS ATTEMPTED

Season -  
Career -

FREE THROWS MADE

Season -  
Career -

FREE THROWS ATTEMPTED

Season -  
Career -

- Recruited as a preferred walk-on.
- Four-year letterwinner and captain at West Chester East where he was coached by Tom Durant.
- Helped the Vikings to three straight Ches-Mont Conference championships.
- Averaged 13.2 points, 4.3 rebounds, and 1.2 assists per game during his senior year.
- Played AAU basketball for East Coast Power in the HGSL.
- Honors student (4.7 GPA).
- DECA and Senior Class Vice President.
- Youngest of four children: brothers, Alexander and Andrew, and sister, Lizzie.
- Father, Philip, played basketball at the University of Delaware.
- Uncle, Tim Carr, played basketball at the University of Delaware and overseas.
- Brother, Andrew, is a graduate student currently playing basketball at the University of Kentucky.
- Sister, Lizzie, is a junior currently playing volleyball at Purdue University.

2024-25 GAME-BY-GAME STATS

Opponent	Date	GS	MIN	Total		3-Pointers		Free throws		Rebounds										
				FG-FGA	PCT	3FG-3FGA	PCT	FT-FTA	PCT	OFF	DEF	TOT	AVG	PF	A	TO	BLK	STL	PTS	AVG
Delaware St.	11/04/2024		00:33	0-0	.000	0-0	.000	0-0	.000	0	0	0	0.0	1	0	0	0	0	0	0.0
N.C. A&T	12/12/2024		01:21	0-0	.000	0-0	.000	0-0	.000	0	0	0	0.0	0	0	0	0	0	0	0.0
Totals		0	01:54	0-0	.000	0-0	.000	0-0	.000	0	0	0	0.0	1	0	0	0	0	0	0.0

Player Averages

Games Played	Minutes/game	Points/game	FG Pct	3FG Pct	FT Pct	Rebounds/game	Assists/game	Turnovers/game	Assist/Turnover ratio	Steals/game	Blocks/game
2	1.0	0.0	0.0	0.0	0.0	0.0	0.0	0.0	0.0	0.0	0.0

PRODUCTION TRACKER

	This Season
Scored 5+ Points	-
Scored 10+ Points	-
Made Multiple 3FGs	-
Made 3+ 3FGs	-
Led Tech in 3FGM	-
Shot over 40% from 3	-
Played 5+ Minutes	-
Had Multiple Assists	-
Had Multiple Steals	-



CAREER STATS

SEASON	TEAM	GP-GS	MIN/AVG	FG-FGA	FG%	3FG-3FGA	3FG%	FT-FTA	FT%	OFF	DEF	TOT	AVG	PF-FO	A	TO	BLK	STL	PTS	AVG
2024-25	VT	2-0	2/1.0	0-0	.000	0-0	.000	0-0	.000	0	0	0	0.0	1-0	0	0	0	0	0	0.0
TOTAL		2-0	2/1.0	0-0	.000	0-0	.000	0-0	.000	0	0	0	0.0	1-0	0	0	0	0	0	0.0

9 CONNER VENABLE

SOPHOMORE Guard | 6-3 | 195 | Multimedia Journalism and Architecture  
Washington, D.C. | The Heights School



SEASON/CAREER BESTS

POINTS

Season 1 vs. N.C. A&T (12/12/24)  
Career 1 vs. N.C. A&T (12/12/24)

REBOUNDS

Season -  
Career 1 vs. Valparaiso (12/9/23)

ASSISTS

Season -  
Career -

BLOCKS

Season -  
Career -

STEALS

Season -  
Career -

MINUTES

Season 1 (2x), last vs. N.C. A&T (12/12/24)  
Career 2 vs. Vermont (12/16/23)

FIELD GOALS MADE

Season -  
Career -

FIELD GOALS ATTEMPTED

Season -  
Career 1 (2x), last vs. Virginia (2/19/24)

3-PT. FIELD GOALS MADE

Season -  
Career -

3-PT. FIELD GOALS ATTEMPTED

Season -  
Career 1 vs. Virginia (2/19/24)

FREE THROWS MADE

Season 1 vs. N.C. A&T (12/12/24)  
Career 1 vs. N.C. A&T (12/12/24)

FREE THROWS ATTEMPTED

Season 3 vs. N.C. A&T (12/12/24)  
Career 3 (2x), last vs. N.C. A&T (12/12/24)

- Recruited as a preferred walk-on.
- Two-time WCAC All-Conference Honorable Mention in 2021-22 and 2022-2023 at The Heights School in Potomac, Md.
- As the Cavaliers' leading scorer, averaged 25.5 points, 7.2 rebounds, 6.5 assists, 4.1 steals per game across a three-year career at The Heights School.
- Led the Cavaliers' to their first WCAC win in two years.
- Brother Ra'Mond Hines played at Georgetown (2014-18) and competed in the 2015 NCAA tournament.

2024-25 GAME-BY-GAME STATS

				Total		3-Pointers		Free throws		Rebounds											
Opponent	Date	GS	MIN	FG-FGA	PCT	3FG-3FGA	PCT	FT-FTA	PCT	OFF	DEF	TOT	AVG	PF	A	TO	BLK	STL	PTS	AVG	
Delaware St.	11/04/2024		00:33	0-0	.000	0-0	.000	0-0	.000	0	0	0	0.0	0	0	0	0	0	0	0.0	
N.C. A&T	12/12/2024		01:21	0-0	.000	0-0	.000	1-3	.333	0	0	0	0.0	0	0	0	0	0	1	0.5	
Totals		0	01:54	0-0	.000	0-0	.000	1-3	.333	0	0	0	0.0	0	0	0	0	0	1	0.5	

Player Averages

Games Played	Minutes/game	Points/game	FG Pct	3FG Pct	FT Pct	Rebounds/game	Assists/game	Turnovers/game	Assist/Turnover ratio	Steals/game	Blocks/game
2	1.0	0.5	0.0	0.0	33.3	0.0	0.0	0.0	0.0	0.0	0.0

PRODUCTION TRACKER

	This Season	Career
Scored 5+ Points	-	-
Scored 10+ Points	-	-
Made Multiple 3FGs	-	-
Made 3+ 3FGs	-	-
Led Tech in 3FGM	-	-
Shot over 40% from 3	-	-
Played 5+ Minutes	-	-
Had Multiple Assists	-	-
Had Multiple Steals	-	-



CAREER STATS

SEASON	TEAM	GP-GS	MIN/AVG	FG-FGA	FG%	3FG-3FGA	3FG%	FT-FTA	FT%	OFF	DEF	TOT	AVG	PF-FO	A	TO	BLK	STL	PTS	AVG
2023-24	VT	4-0	4/1.0	0-2	.000	0-1	.000	0-3	.000	1	0	1	0.3	0-0	0	0	0	0	0	0.0
2024-25	VT	2-0	2/1.0	0-0	.000	0-0	.000	1-3	.333	0	0	0	0.0	0-0	0	0	0	0	1	0.5
TOTAL		6-0	6/1.0	0-2	.000	0-1	.000	1-6	.167	1	0	1	0.2	0-0	0	0	0	0	1	0.2



10 TYLER JOHNSON

FRESHMAN Guard | 6-5 | 215 | Earth Science Education  
Orlando, Florida | Oak Ridge



SEASON/CAREER BESTS

POINTS

Season 16 vs. USC Upstate (11/8/24)  
Career 16 vs. USC Upstate (11/8/24)

REBOUNDS

Season 12 at Cal (1/11/25)  
Career 12 at Cal (1/11/25)

ASSISTS

Season 5 vs. N.C. A&T (12/12/24)  
Career 5 vs. N.C. A&T (12/12/24)

BLOCKS

Season 1 (5x), last vs. SMU (2/5/25)  
Career 1 (5x), last vs. SMU (2/5/25)

STEALS

Season 2 vs. Virginia (2/15/25)  
Career 2 vs. Virginia (2/15/25)

MINUTES

Season 35 at Cal (1/11/25)  
Career 35 at Cal (1/11/25)

FIELD GOALS MADE

Season 5 (3x), last at Ga. Tech (1/22/25)  
Career 5 (3x), last at Ga. Tech (1/22/25)

FIELD GOALS ATTEMPTED

Season 9 at Boston College (2/18/25)  
Career 9 at Boston College (2/18/25)

3-PT. FIELD GOALS MADE

Season 2 (2x), last at Notre Dame (2/8/25)  
Career 2 (2x), last at Notre Dame (2/8/25)

3-PT. FIELD GOALS ATTEMPTED

Season 4 (2x), last at Notre Dame (2/8/25)  
Career 4 (2x), last at Notre Dame (2/8/25)

FREE THROWS MADE

Season 6 vs. USC Upstate (11/8/24)  
Career 6 vs. USC Upstate (11/8/24)

FREE THROWS ATTEMPTED

Season 7 (2x), last at Florida State (1/29/25)  
Career 7 (2x), last at Florida State (1/29/25)

- Mike Young called him a “hard-rocking man” who plays hard and is a “fierce offensive rebounder.”
- Four-year letterwinner at Oak Ridge where he was coached by Steve Reece.
- All-Metro and Orlando Sentinel All-Central Florida first team as a junior.
- Coached by Steve Reece and Sean Campbell while playing on the EYBL circuit with the Florida Rebels.
- Consensus three-star recruit.
- Rated the 189th-best prospect in the 2024 class on 247Sports.
- Recognized as the 17th-best player in the state of Florida and the 36th best at his position nationally, according to 247Sports.
- Chose Tech over FAU, Texas State and Hofstra.

2024-25 GAME-BY-GAME STATS

Opponent	Date	GS	MIN	Total		3-Pointers		Free throws		Rebounds				PF	A	TO	BLK	STL	PTS	AVG
				FG-FGA	PCT	3FG-3FGA	PCT	FT-FTA	PCT	OFF	DEF	TOT	AVG							
Delaware St.	11/04/2024		24:33	4-8	.500	0-2	.000	0-3	.000	2	4	6	6.0	3	1	2	1	1	8	8.0
USC Upstate	11/08/2024		21:28	5-7	.714	0-1	.000	6-7	.857	1	3	4	5.0	1	1	0	0	0	16	12.0
Winthrop	11/11/2024		20:20	2-7	.286	0-1	.000	0-0	.000	6	4	10	6.7	2	0	4	1	1	4	9.3
vs Penn St.	11/15/2024		25:28	1-2	.500	0-1	.000	2-2	1.000	2	4	6	6.5	3	0	3	0	0	4	8.0
Jacksonville	11/20/2024	*	19:48	1-5	.200	0-1	.000	1-1	1.000	1	0	1	5.4	0	2	0	0	1	3	7.0
vs Michigan	11/25/2024	*	21:02	1-6	.167	0-2	.000	0-0	.000	3	3	6	5.5	2	1	1	0	0	2	6.2
vs South Carolina	11/27/2024	*	17:51	2-5	.400	0-0	.000	0-0	.000	0	1	1	4.9	1	1	1	0	0	4	5.9
Vanderbilt	12/04/2024	*	20:13	2-7	.286	0-1	.000	4-6	.667	4	1	5	4.9	3	0	1	0	1	8	6.1
Pittsburgh	12/07/2024	*	21:19	3-3	1.000	1-1	1.000	1-1	1.000	0	6	6	5.0	2	0	4	0	0	8	6.3
N.C. A&T	12/12/2024	*	22:35	3-7	.429	1-2	.500	0-0	.000	3	5	8	5.3	3	5	2	0	0	7	6.4
Navy	12/15/2024	*	18:50	2-4	.500	1-2	.500	2-2	1.000	0	3	3	5.1	3	1	1	0	1	7	6.5
vs Saint Joseph's	12/21/2024	*	12:11	0-1	.000	0-0	.000	0-0	.000	0	4	4	5.0	0	0	1	0	1	0	5.9
at Duke	12/31/2024	*	14:58	0-2	.000	0-0	.000	0-0	.000	0	2	2	4.8	1	1	1	0	0	0	5.5
Miami (FL)	01/04/2025	*	28:46	2-6	.333	1-2	.500	2-2	1.000	1	3	4	4.7	4	3	0	0	1	7	5.6
at Stanford	01/08/2025	*	18:21	1-2	.500	0-0	.000	0-1	.000	0	1	1	4.5	3	0	1	0	0	2	5.3
at California	01/11/2025	*	34:40	5-7	.714	0-0	.000	1-1	1.000	3	9	12	4.9	4	1	3	0	0	11	5.7
NC State	01/15/2025	*	29:44	2-4	.500	1-2	.500	0-0	.000	2	4	6	5.0	1	0	2	0	0	5	5.6
Wake Forest	01/18/2025	*	32:52	3-6	.500	0-1	.000	3-3	1.000	3	7	10	5.3	2	3	1	1	1	9	5.8
at Georgia Tech	01/22/2025	*	23:38	5-7	.714	2-4	.500	2-2	1.000	3	2	5	5.3	3	0	3	0	1	14	6.3
Clemson	01/25/2025	*	25:57	2-4	.500	1-2	.500	2-2	1.000	2	2	4	5.2	3	1	1	0	0	7	6.3
at Florida St.	01/29/2025	*	25:45	2-6	.333	0-2	.000	3-7	.429	3	3	6	5.2	1	1	0	0	0	7	6.3
at Virginia	02/01/2025	*	25:15	2-2	1.000	1-1	1.000	0-0	.000	1	3	4	5.2	2	2	1	1	0	5	6.3
SMU	02/05/2025	*	30:52	3-6	.500	1-3	.333	1-2	.500	3	2	5	5.2	3	1	1	1	0	8	6.3
at Notre Dame	02/08/2025	*	31:13	3-6	.500	2-4	.500	1-2	.500	0	2	2	5.0	2	0	4	0	1	9	6.5
Virginia	02/15/2025	*	31:35	3-5	.600	0-0	.000	3-3	1.000	1	3	4	5.0	4	0	0	0	2	9	6.6
at Boston College	02/18/2025	*	28:16	3-9	.333	1-2	.500	0-0	.000	2	4	6	5.0	3	1	2	0	1	7	6.6
Totals			22 627:30	62-134	.463	13-37	.351	34-47	.723	46	85	131	5.0	59	26	40	5	13	171	6.6

Player Averages

Games Played	Minutes/game	Points/game	FG Pct	3FG Pct	FT Pct	Rebounds/game	Assists/game	Turnovers/game	Assist/Turnover ratio	Steals/game	Blocks/game
26	24.1	6.6	46.3	35.1	72.3	5.0	1.0	1.5	0.7	0.5	0.2

PRODUCTION TRACKER

	This Season
Scored 10+ Points	3
Scored 20+ Points	-
Led Tech in Scoring	1
Had 10+ Rebounds	3
Led Tech in Rebounding	3
Had a Double-Double	1
Shot over 50% from the floor	15
Made 3+ 3FGs	-
Shot 5+ Free Throws	3



CAREER STATS

SEASON	TEAM	GP-GS	MIN/AVG	FG-FGA	FG%	3FG-3FGA	3FG%	FT-FTA	FT%	OFF	DEF	TOT	AVG	PF-FO	A	TO	BLK	STL	PTS	AVG
2024-25	VT	26-22	627/24.1	62-134	.463	13-37	.351	34-47	.723	46	85	131	5.0	59-0	26	40	5	13	171	6.6
TOTAL		26-22	627/24.1	62-134	.463	13-37	.351	34-47	.723	46	85	131	5.0	59-0	26	40	5	13	171	6.6

11 BEN HAMMOND

FRESHMAN Guard | 5-11 | 170 | Sports Media and Analytics  
Fairfax, Virginia | Paul VI



SEASON/CAREER BESTS

POINTS

Season 17 vs. N.C. A&T (12/12/24)  
Career 17 vs. N.C. A&T (12/12/24)

REBOUNDS

Season 4 (2x), last vs. Miami (1/4/25)  
Career 4 (2x), last vs. Miami (1/4/25)

ASSISTS

Season 8 vs. Miami (1/4/25)  
Career 8 vs. Miami (1/4/25)

BLOCKS

Season -  
Career -

STEALS

Season 5 vs. N.C. A&T (12/12/24)  
Career 5 vs. N.C. A&T (12/12/24)

MINUTES

Season 31 (2x), last at Boston College (2/18/25)  
Career 31 (2x), last at Boston College (2/18/25)

FIELD GOALS MADE

Season 6 vs. N.C. A&T (12/12/24)  
Career 6 vs. N.C. A&T (12/12/24)

FIELD GOALS ATTEMPTED

Season 9 vs. Wake Forest (1/18/25)  
Career 9 vs. Wake Forest (1/18/25)

3-PT. FIELD GOALS MADE

Season 3 vs. N.C. A&T (12/12/24)  
Career 3 vs. N.C. A&T (12/12/24)

3-PT. FIELD GOALS ATTEMPTED

Season 3 (5x), last at Boston College (2/18/25)  
Career 3 (5x), last at Boston College (2/18/25)

FREE THROWS MADE

Season 5 vs. Michigan (11/25/24)  
Career 5 vs. Michigan (11/25/24)

FREE THROWS ATTEMPTED

Season 6 vs. Michigan (11/25/24)  
Career 6 vs. Michigan (11/25/24)

CAREER STATS

SEASON	TEAM	GP-GS	MIN/AVG	FG-FGA	FG%	3FG-3FGA	3FG%	FT-FTA	FT%	OFF	DEF	TOT	AVG	PF-FO	A	TO	BLK	STL	PTS	AVG
2024-25	VT	23-12	440/19.1	40-105	.381	13-29	.448	30-39	.769	5	30	35	1.5	39-0	48	35	0	25	123	5.3
TOTAL		23-12	440/19.1	40-105	.381	13-29	.448	30-39	.769	5	30	35	1.5	39-0	48	35	0	25	123	5.3

- Previously signed with Rhode Island in fall 2023; reopened his recruitment on April 16, 2024 and chose the Hokies less than two weeks later.
- Point guard for Paul VI, which finished the 2023-24 season 35-3 and ranked No. 2 in the country by ESPN.
- Earned First-Team All-Met honors in March after averaging 14 points, 6.7 assists, 4.5 rebounds and 3.4 steals per game as a senior.
- Eclipsed 1,000 career points and became PVI's all-time winningest player after guiding the Panthers to their fourth straight VISAA state title and his second WCAC title.
- Played for Team Takeover on the Nike EYBL circuit; joins former Tech star Erick Green, who led the nation in scoring in 2013, with ties to Paul VI and Team Takeover.
- Consensus three-star prospect and a top-10 player in Virginia.
- Chose the Hokies over Tennessee.
- David Jackson, the Hokies' strength and conditioning coach, calls him Mighty Mouse because despite his small stature, he is jacked and lightning quick.
- Father served in the army for 23 years and retired as a Lt. Colonel.

2024-25 GAME-BY-GAME STATS

Opponent	Date	GS	MIN	Total		3-Pointers		Free throws		Rebounds				PF	A	TO	BLK	STL	PTS	AVG	
				FG-FGA	PCT	3FG-3FGA	PCT	FT-FTA	PCT	OFF	DEF	TOT	AVG								
Delaware St.	11/04/2024		08:50	0-2	.000	0-2	.000	0-0	.000	0	1	1	1.0	2	2	1	0	1	0	0.0	
USC Upstate	11/08/2024		13:53	2-4	.500	0-1	.000	0-0	.000	0	2	2	1.5	2	2	0	0	1	4	2.0	
Winthrop	11/11/2024		18:33	1-4	.250	1-3	.333	3-4	.750	0	0	0	1.0	1	1	0	0	2	6	3.3	
vs Penn St.	11/15/2024		16:30	2-4	.500	0-0	.000	0-1	.000	0	0	0	0.8	4	1	4	0	1	4	3.5	
Jacksonville	11/20/2024		08:17	0-1	.000	0-0	.000	1-2	.500	0	1	1	0.8	0	0	2	0	0	1	3.0	
vs Michigan	11/25/2024		18:58	1-6	.167	1-1	1.000	5-6	.833	0	1	1	0.8	2	3	0	0	1	8	3.8	
vs South Carolina	11/27/2024		15:04	0-4	.000	0-1	.000	0-0	.000	0	2	2	1.0	0	1	1	0	1	0	3.3	
Vanderbilt	12/04/2024		13:55	0-3	.000	0-1	.000	1-2	.500	0	1	1	1.0	2	0	3	0	0	1	3.0	
Pittsburgh	12/07/2024		06:26	0-0	.000	0-0	.000	0-0	.000	0	1	1	1.0	1	1	1	0	0	0	2.7	
N.C. A&T	12/12/2024		23:04	6-6	1.000	3-3	1.000	2-2	1.000	0	1	1	1.0	3	4	3	0	5	17	4.1	
Navy	12/15/2024		20:51	4-6	.667	1-1	1.000	2-2	1.000	0	1	1	1.0	0	3	1	0	2	11	4.7	
vs Saint Joseph's	12/21/2024	*	17:52	3-6	.500	1-2	.500	4-4	1.000	1	1	2	1.1	3	2	2	0	0	11	5.3	
at Duke	12/31/2024	*	21:53	1-3	.333	0-0	.000	0-0	.000	1	3	4	1.3	1	3	3	0	0	2	5.0	
Miami (FL)	01/04/2025	*	31:12	2-4	.500	1-1	1.000	0-0	.000	0	4	4	1.5	2	8	3	0	2	5	5.0	
Wake Forest	01/18/2025	*	25:12	1-9	.111	0-1	.000	2-3	.667	0	2	2	1.5	2	1	1	0	0	4	4.9	
at Georgia Tech	01/22/2025	*	16:16	1-6	.167	0-2	.000	0-0	.000	1	1	2	1.6	1	2	0	0	0	2	4.8	
Clemson	01/25/2025	*	14:27	0-4	.000	0-0	.000	4-4	1.000	0	1	1	1.5	1	0	1	0	1	4	4.7	
at Florida St.	01/29/2025	*	23:36	2-6	.333	1-3	.333	1-2	.500	0	2	2	1.6	3	2	1	0	2	6	4.8	
at Virginia	02/01/2025	*	29:23	2-3	.667	0-0	.000	2-4	.500	0	1	1	1.5	3	2	0	0	0	6	4.8	
SMU	02/05/2025	*	23:04	3-6	.500	1-1	1.000	2-2	1.000	2	1	3	1.6	2	1	2	0	1	9	5.1	
at Notre Dame	02/08/2025	*	14:36	2-3	.667	0-0	.000	0-0	.000	0	2	2	1.6	4	4	1	0	1	4	5.0	
Virginia	02/15/2025	*	26:28	4-8	.500	2-3	.667	1-1	1.000	0	1	1	1.6	0	3	2	0	0	11	5.3	
at Boston College	02/18/2025	*	31:28	3-7	.429	1-3	.333	0-0	.000	0	0	0	1.5	0	2	3	0	4	7	5.3	
Totals			12	439:47	40-105	.381	13-29	.448	30-39	.769	5	30	35	1.5	39	48	35	0	25	123	5.3

Player Averages

Games Played	Minutes/ game	Points/ game	FG Pct	3FG Pct	FT Pct	Rebounds/ game	Assists/ game	Turnovers/ game	Assist/Turnover ratio	Steals/ game	Blocks/ game
23	19.1	5.3	38.1	44.8	76.9	1.5	2.1	1.5	1.4	1.1	0.0

PRODUCTION TRACKER

	This Season
Scored 10+ Points	4
Led Tech in Scoring	2
Made Multiple 3FGs	2
Had Multiple Assists	14
Had 5+ Assists	1
Led Tech in Assists	5
Shot over 50% from the floor	10
Had Multiple Steals	6
Led Tech in Steals	9





13 BEN BURNHAM

SENIOR Forward | 6-7 | 220 | Psychology  
Fort Mill, South Carolina | College of Charleston



SEASON/CAREER BESTS

POINTS

Season 18 at Stanford (1/8/25)  
Career 25 vs. Stony Brook (2/25/23)

REBOUNDS

Season 9 vs. N.C. A&T (12/12/24)  
Career 13 at Hofstra (2/28/22)

ASSISTS

Season 4 vs. Vanderbilt (12/4/24)  
Career 4 (2x), last vs. Vanderbilt (12/4/24)

BLOCKS

Season 2 (2x), last vs. SMU (2/5/25)  
Career 2 (11x), last vs. SMU (2/5/25)

STEALS

Season 2 (3x), last vs. NC State (1/15/25)  
Career 3 (3x), last vs. The Citadel (12/14/23)

MINUTES

Season 30 vs. Pitt (12/7/24)  
Career 35 vs. Presbyterian (12/12/21)

FIELD GOALS MADE

Season 7 (2x), last at Stanford (1/8/25)  
Career 10 vs. Stony Brook (2/25/23)

FIELD GOALS ATTEMPTED

Season 11 vs. NC State (1/15/25)  
Career 19 vs. Wyoming (11/17/23)

3-PT. FIELD GOALS MADE

Season 4 at Stanford (1/8/25)  
Career 4 (3x), last at Stanford (1/8/25)

3-PT. FIELD GOALS ATTEMPTED

Season 5 (6x), last vs. Virginia (2/15/25)  
Career 10 vs. Wyoming (11/17/23)

FREE THROWS MADE

Season 3 vs. NC State (1/15/25)  
Career 6 (2x), last vs. Alabama (3/22/24)

FREE THROWS ATTEMPTED

Season 3 (2x), last vs. NC State (1/15/25)  
Career 8 (3x), last vs. Alabama (3/22/24)

- When asked to describe Ben Burnham in one word, Mike Young said: "tough." He's not afraid to embrace physicality.
- Advanced to the 2024 NCAA tournament following a 82-79 overtime win against Stony Brook in the CAA title game.
- Averaged 11.9 points per game as a junior at College of Charleston.
- Scored 19 points against Alabama in the NCAA first round game.
- 6-foot-7 forward who starred at Carmel Christian School in Charlotte, N.C.
- Recorded two monster triple-double performances as a senior with 22 points, 16 rebounds and 10 blocks versus Victory Christian on Jan. 26 and 23 points, 23 rebounds and 10 blocks against Charlotte Christian in the state 4A playoffs.
- A two-time NCISAA all-state selection.
- Chose Tech over Florida State, Ole Miss and South Carolina.
- Has a good sense of humor. When asked what fans should know about him, he said, "I love food, so if anyone wants to take me out to lunch, let me know."
- Burnham was a skateboarder back in the day.

Last name pronounced: burn-UM

2024-25 GAME-BY-GAME STATS

Opponent	Date	GS	MIN	Total		3-Pointers		Free throws		Rebounds				PF	A	TO	BLK	STL	PTS	AVG
				FG-FGA	PCT	3FG-3FGA	PCT	FT-FTA	PCT	OFF	DEF	TOT	AVG							
Delaware St.	11/04/2024		17:25	0-3	.000	0-1	.000	2-2	1.000	2	2	4	4.0	2	0	1	0	0	2	2.0
USC Upstate	11/08/2024		16:01	0-2	.000	0-0	.000	1-2	.500	3	2	5	4.5	2	0	1	0	0	1	1.5
Winthrop	11/11/2024		10:44	1-3	.333	0-1	.000	0-0	.000	0	2	2	3.7	1	0	0	0	0	2	1.7
vs Penn St.	11/15/2024		11:45	2-3	.667	2-2	1.000	2-2	1.000	1	2	3	3.5	5	2	1	0	0	8	3.3
Jacksonville	11/20/2024		18:11	2-8	.250	0-2	.000	2-3	.667	1	4	5	3.8	0	3	0	0	1	6	3.8
vs Michigan	11/25/2024		22:44	2-6	.333	0-0	.000	1-2	.500	2	2	4	3.8	2	0	0	0	0	5	4.0
vs South Carolina	11/27/2024		22:18	3-5	.600	2-2	1.000	0-0	.000	0	1	1	3.4	2	0	3	1	1	8	4.6
Vanderbilt	12/04/2024		22:48	4-9	.444	1-5	.200	1-1	1.000	3	3	6	3.8	2	4	1	0	1	10	5.3
Pittsburgh	12/07/2024		29:42	2-9	.222	1-5	.200	0-0	.000	2	3	5	3.9	2	1	2	0	0	5	5.2
N.C. A&T	12/12/2024		21:38	3-7	.429	2-5	.400	0-0	.000	4	5	9	4.4	3	2	2	2	2	8	5.5
Navy	12/15/2024		21:43	7-9	.778	2-3	.667	1-1	1.000	1	0	1	4.1	3	1	0	0	0	17	6.5
vs Saint Joseph's	12/21/2024		26:34	4-7	.571	3-3	1.000	0-0	.000	0	2	2	3.9	0	0	0	0	1	11	6.9
at Duke	12/31/2024		17:46	4-7	.571	1-3	.333	0-0	.000	0	0	0	3.6	0	1	0	0	0	9	7.1
Miami (FL)	01/04/2025		15:11	2-5	.400	1-2	.500	0-0	.000	0	2	2	3.5	1	0	0	0	2	5	6.9
at Stanford	01/08/2025		26:50	7-10	.700	4-5	.800	0-0	.000	1	3	4	3.5	0	1	1	1	1	18	7.7
at California	01/11/2025		21:02	2-2	1.000	0-0	.000	1-2	.500	1	0	1	3.4	0	0	0	0	0	5	7.5
NC State	01/15/2025		26:36	4-11	.364	1-2	.500	3-3	1.000	1	4	5	3.5	3	1	0	0	2	12	7.8
Wake Forest	01/18/2025		21:58	1-4	.250	0-1	.000	1-3	.333	0	0	0	3.3	0	0	0	0	0	3	7.5
at Georgia Tech	01/22/2025		08:11	0-2	.000	0-1	.000	0-0	.000	1	1	2	3.2	2	0	0	0	0	0	7.1
Clemson	01/25/2025		27:59	3-7	.429	2-4	.500	0-0	.000	1	4	5	3.3	2	2	1	0	1	8	7.2
at Florida St.	01/29/2025		16:29	1-4	.250	0-1	.000	0-0	.000	0	1	1	3.2	0	0	1	0	0	2	6.9
at Virginia	02/01/2025		27:17	3-10	.300	2-4	.500	0-0	.000	2	4	6	3.3	1	0	1	1	1	8	7.0
SMU	02/05/2025		21:11	5-9	.556	2-4	.500	0-0	.000	2	2	4	3.3	1	1	0	2	0	12	7.2
at Notre Dame	02/08/2025		23:18	4-7	.571	2-5	.400	0-0	.000	2	2	4	3.4	1	1	1	0	0	10	7.3
Virginia	02/15/2025		22:42	2-7	.286	1-5	.200	1-2	.500	1	2	3	3.4	1	2	0	1	1	6	7.2
at Boston College	02/18/2025		22:54	1-4	.250	0-3	.000	2-2	1.000	1	4	5	3.4	4	1	2	0	1	4	7.1
Totals		0	540:57	69-160	.431	29-69	.420	18-25	.720	32	57	89	3.4	40	23	18	8	15	185	7.1

Player Averages

Games Played	Minutes/ game	Points/ game	FG Pct	3FG Pct	FT Pct	Rebounds/ game	Assists/ game	Turnovers/ game	Assist/Turnover ratio	Steals/ game	Blocks/ game
26	20.8	7.1	43.1	42.0	72.0	3.4	0.9	0.7	1.3	0.6	0.3

PRODUCTION TRACKER

	This Season	Career
Scored 10+ Points	7	54
Scored 20+ Points	-	5
Led Tech in Scoring	3	3
Had 10+ Rebounds	-	3
Led Tech in Rebounding	2	2
Had a Double-Double	-	-
Shot over 50% from the floor	9	66
Made 3+ 3FGs	2	14
Shot 5+ Free Throws	-	5



CAREER STATS

SEASON	TEAM	GP-GS	MIN/AVG	FG-FGA	FG%	3FG-3FGA	3FG%	FT-FTA	FT%	OFF	DEF	TOT	AVG	PF-FO	A	TO	BLK	STL	PTS	AVG
2021-22	CC	32-26	630/19.7	97-205	.473	23-71	.324	28-43	.651	47	91	138	4.3	57-0	27	37	15	22	245	7.7
2022-23	CC	35-0	588/16.8	116-219	.530	41-92	.446	36-50	.720	38	90	128	3.7	57-0	19	36	12	12	309	8.8
2023-24	CC	35-35	771/22.0	157-338	.464	46-125	.368	57-82	.695	59	100	159	4.5	55-1	31	34	17	30	417	11.9
2024-25	VT	26-0	541/20.8	69-160	.431	29-69	.420	18-25	.720	32	57	89	3.4	40-1	23	18	8	15	185	7.1
TOTAL FOR VT		26-0	541/20.8	69-160	.431	29-69	.420	18-25	.720	32	57	89	3.4	40-1	23	18	8	15	185	7.1
TOTAL		128-61	2530/19.8	439-922	.476	139-357	.389	139-200	.695	176	338	514	4.0	209-2	100	125	52	79	1156	9.0

21 RYAN JONES JR.

FRESHMAN Forward | 6-8 | 240 | Graphic Design  
Gainesville, Florida | The Rock School



SEASON/CAREER BESTS

POINTS

Season 4 vs. Delaware State (11/4/24)  
Career 4 vs. Delaware State (11/4/24)

REBOUNDS

Season 1 (2x), last vs. St. Joseph's (12/21/24)  
Career 1 (2x), last vs. St. Joseph's (12/21/24)

ASSISTS

Season -  
Career -

BLOCKS

Season -  
Career -

STEALS

Season -  
Career -

MINUTES

Season 4 vs. N.C. A&T (12/12/24)  
Career 4 vs. N.C. A&T (12/12/24)

FIELD GOALS MADE

Season 2 vs. Delaware State (11/4/24)  
Career 2 vs. Delaware State (11/4/24)

FIELD GOALS ATTEMPTED

Season 2 (2x), last vs. N.C. A&T (12/12/24)  
Career 2 (2x), last vs. N.C. A&T (12/12/24)

3-PT. FIELD GOALS MADE

Season -  
Career -

3-PT. FIELD GOALS ATTEMPTED

Season 2 vs. N.C. A&T (12/12/24)  
Career 2 vs. N.C. A&T (12/12/24)

FREE THROWS MADE

Season -  
Career -

FREE THROWS ATTEMPTED

Season -  
Career -

- Strong in his faith of Jesus Christ; attends numerous FCA events as a campus student leader.
- Five-year letterwinner at The Rock School where he was coached by Justin Harden.
- Offensive player of the year as a sophomore and SIAA first team as a junior.
- Played AAU with Judah Nation.
- Won a gold medal with Team USA at the 2021 FIBA Americas U16 Championship.
- Consensus four-star recruit.
- Rated the 69th-best prospect in the 2024 class on 247Sports.
- Recognized as the 12th-best player in the state of Florida and the 12th-best center nationally, according to 247Sports.
- Chose Tech over Florida.
- Hidden talent is drawing.

2024-25 GAME-BY-GAME STATS

Opponent	Date	GS	MIN	Total		3-Pointers		Free throws		Rebounds				PF				STL				PTS	AVG
				FG-FGA	PCT	3FG-3FGA	PCT	FT-FTA	PCT	OFF	DEF	TOT	AVG	A	TO	BLK	STL						
Delaware St.	11/04/2024		01:48	2-2	1.000	0-0	.000	0-0	.000	1	0	1	1.0	0	0	0	0	0	4	4.0			
USC Upstate	11/08/2024		00:55	0-0	.000	0-0	.000	0-0	.000	0	0	0	0.5	0	0	0	0	0	0	2.0			
vs Penn St.	11/15/2024		02:44	1-1	1.000	0-0	.000	0-0	.000	0	0	0	0.3	1	0	0	0	0	2	2.0			
N.C. A&T	12/12/2024		03:53	0-2	.000	0-2	.000	0-0	.000	0	0	0	0.3	2	0	0	0	0	0	1.5			
vs Saint Joseph's	12/21/2024		01:06	0-0	.000	0-0	.000	0-0	.000	0	1	1	0.4	0	0	0	0	0	0	1.2			
Totals		0	10:26	3-5	.600	0-2	.000	0-0	.000	1	1	2	0.4	3	0	0	0	0	6	1.2			

Player Averages

Games Played	Minutes/game	Points/game	FG Pct	3FG Pct	FT Pct	Rebounds/game	Assists/game	Turnovers/game	Assist/Turnover ratio	Steals/game	Blocks/game
5	2.1	1.2	60.0	0.0	0.0	0.4	0.0	0.0	0.0	0.0	0.0

PRODUCTION TRACKER

	This Season
Scored 10+ Points	-
Made Multiple 3FGs	-
Had 10+ Rebounds	-
Had Multiple Blocks	-
Led Tech in Blocks	-
Had Multiple Steals	-
Shot over 50% from the floor	2
Shot 5+ Free Throws	-
Had Multiple Dunks	-



CAREER STATS

SEASON	TEAM	GP-GS	MIN/AVG	FG-FGA	FG%	3FG-3FGA	3FG%	FT-FTA	FT%	OFF	DEF	TOT	AVG	PF-FO	A	TO	BLK	STL	PTS	AVG
2024-25	VT	5-0	10/2.1	3-5	.600	0-2	.000	0-0	.000	1	1	2	0.4	3-0	0	0	0	0	6	1.2
TOTAL		5-0	10/2.1	3-5	.600	0-2	.000	0-0	.000	1	1	2	0.4	3-0	0	0	0	0	6	1.2



22 CONNOR SERVEN

GRADUATE STUDENT Forward | 6-8 | 225 | Agricultural and Life Sciences  
Prairie City, Illinois | Eastern Michigan



SEASON/CAREER BESTS

POINTS

Season -  
Career 15 vs. Kent State (1/6/24)

REBOUNDS

Season 1 (4x), last at Notre Dame (2/8/25)  
Career 10 at Buffalo (2/20/24)

ASSISTS

Season -  
Career 3 (3x), last at Central Mich. (3/8/24)

BLOCKS

Season 1 vs. N.C. A&T (12/12/24)  
Career 3 at Central Michigan (3/8/24)

STEALS

Season -  
Career 3 at Central Michigan (3/8/24)

MINUTES

Season 4 at Boston College (2/18/25)  
Career 42 at Central Michigan (3/8/24)

FIELD GOALS MADE

Season -  
Career 5 (2x), last at Akron (3/5/24)

FIELD GOALS ATTEMPTED

Season 1 at Notre Dame (2/8/25)  
Career 10 vs. Kent State (1/6/24)

3-PT. FIELD GOALS MADE

Season -  
Career 2 at Buffalo (2/20/24)

3-PT. FIELD GOALS ATTEMPTED

Season 1 at Notre Dame (2/8/25)  
Career 5 at Central Michigan (3/8/24)

FREE THROWS MADE

Season -  
Career 5 vs. Kent State (1/6/24)

FREE THROWS ATTEMPTED

Season -  
Career 5 (2x), last vs. Buffalo (1/27/24)

- Averaged 3.3 points and 3.1 rebounds in 31 games played at Eastern Michigan.
- Connected on 43.5% (40-92) of his field-goal attempts at EMU.
- Dialed up a career-high 15 points on 5 of 10 shooting vs. Kent State on Jan. 6, 2024.
- Notched three double-figure scoring games for the Eagles in 2023-24.
- Played three seasons for the Fighting Illini under head coach Brad Underwood.
- Appeared in 18 games during his time in Champaign, scoring three points and collecting seven rebounds.
- Member of three NCAA tournament teams, including two squads that advanced to the NCAA Second Round in both 2022 and 2023.
- Graduated from St. Rita High School and played under head coach Roshawn Russel

Last name pronounced: sir-VEN

2024-25 GAME-BY-GAME STATS

Opponent	Date	GS	MIN	Total		3-Pointers		Free throws		Rebounds			PF	A	TO	BLK	STL	PTS	AVG
				FG-FGA	PCT	3FG-3FGA	PCT	FT-FTA	PCT	OFF	DEF	TOT							
Delaware St.	11/04/2024		01:18	0-0	.000	0-0	.000	0-0	.000	0	0	0	0.0	0	0	0	0	0	0.0
USC Upstate	11/08/2024		00:55	0-0	.000	0-0	.000	0-0	.000	0	0	0	0.0	0	0	0	0	0	0.0
vs Penn St.	11/15/2024		02:26	0-0	.000	0-0	.000	0-0	.000	0	0	0	0.0	0	0	0	0	0	0.0
vs South Carolina	11/27/2024		02:29	0-0	.000	0-0	.000	0-0	.000	0	1	1	0.3	0	0	0	0	0	0.0
N.C. A&T	12/12/2024		02:24	0-0	.000	0-0	.000	0-0	.000	0	1	1	0.4	0	0	0	1	0	0.0
vs Saint Joseph's	12/21/2024		01:06	0-0	.000	0-0	.000	0-0	.000	0	0	0	0.3	0	0	0	0	0	0.0
at Duke	12/31/2024		02:35	0-0	.000	0-0	.000	0-0	.000	0	0	0	0.3	0	0	0	0	0	0.0
NC State	01/15/2025		01:24	0-0	.000	0-0	.000	0-0	.000	0	0	0	0.3	0	0	0	0	0	0.0
at Florida St.	01/29/2025		02:06	0-0	.000	0-0	.000	0-0	.000	0	1	1	0.3	0	0	0	0	0	0.0
at Notre Dame	02/08/2025		02:05	0-1	.000	0-1	.000	0-0	.000	1	0	1	0.4	0	0	0	0	0	0.0
Virginia	02/15/2025		01:33	0-0	.000	0-0	.000	0-0	.000	0	0	0	0.4	1	0	0	0	0	0.0
at Boston College	02/18/2025		03:51	0-0	.000	0-0	.000	0-0	.000	0	0	0	0.3	1	0	0	0	0	0.0
Totals		0	24:12	0-1	.000	0-1	.000	0-0	.000	1	3	4	0.3	2	0	0	1	0	0.0

Player Averages

Games Played	Minutes/ game	Points/ game	FG Pct	3FG Pct	FT Pct	Rebounds/ game	Assists/ game	Turnovers/ game	Assist/Turnover ratio	Steals/ game	Blocks/ game
12	2.0	0.0	0.0	0.0	0.0	0.3	0.0	0.0	0.0	0.0	0.1

PRODUCTION TRACKER

	This Season	Career
Scored 10+ Points	-	3
Had 10+ Rebounds	-	1
Had Multiple Blocks	-	5
Led Tech in Blocks	-	-
Had Multiple Steals	-	3
Shot over 50% from the floor	-	14
Played 10+ Minutes	-	19
Shot 5+ Free Throws	-	2
Made Multiple 3FGs	-	1



CAREER STATS

SEASON	TEAM	GP-GS	MIN/AVG	FG-FGA	FG%	3FG-3FGA	3FG%	FT-FTA	FT%	OFF	DEF	TOT	AVG	PF-FO	A	TO	BLK	STL	PTS	AVG
2020-21	Illini	7-0	13/1.8	1-1	1.000	0-0	.000	0-0	.000	1	1	2	0.3	2-0	0	1	0	0	2	0.3
2021-22	Illini	6-0	11/1.9	0-1	.000	0-1	.000	0-0	.000	0	1	1	0.2	0-0	0	0	0	0	0	0.0
2022-23	Illini	5-0	19/3.9	0-1	.000	0-1	.000	1-2	.500	1	3	4	0.8	2-0	0	2	0	1	1	0.2
2023-24	EMU	31-13	556/17.9	40-93	.430	8-32	.250	14-29	.483	26	71	97	3.1	36-0	19	14	14	20	102	3.3
2024-25	VT	12-0	24/2.0	0-1	.000	0-1	.000	0-0	.000	1	3	4	0.3	2-0	0	0	1	0	0	0.0
TOTAL FOR VT		12-0	24/2.0	0-1	.000	0-1	.000	0-0	.000	1	3	4	0.3	2-0	0	0	1	0	0	0.0
TOTAL		61-13	623/10.2	41-97	.423	8-35	.229	15-31	.484	29	79	108	1.8	42-0	19	17	15	21	105	1.7

34 MYLYJAEI POTEA

GRADUATE STUDENT Forward | 6-9 | 260 | Sociology  
Reidsville, North Carolina | Rice



SEASON/CAREER BESTS

POINTS

Season 25 vs. Miami (1/4/25)  
Career 25 vs. Miami (1/4/25)

REBOUNDS

Season 10 vs. SMU (2/5/25)  
Career 11 vs. Ohio (3/19/22)

ASSISTS

Season 5 (2x), last vs. SMU (2/5/25)  
Career 5 (2x), last vs. SMU (2/5/25)

BLOCKS

Season 2 (2x), last at Virginia (2/1/25)  
Career 2 (4x), last at Virginia (2/1/25)

STEALS

Season 3 at Georgia Tech (1/22/25)  
Career 3 at Georgia Tech (1/22/25)

MINUTES

Season 30 (3x), last at Ga. Tech (1/22/25)  
Career 30 (3x), last at Ga. Tech (1/22/25)

FIELD GOALS MADE

Season 10 vs. Miami (1/4/25)  
Career 10 vs. Miami (1/4/25)

FIELD GOALS ATTEMPTED

Season 16 vs. Miami (1/4/25)  
Career 16 vs. Miami (1/4/25)

3-PT. FIELD GOALS MADE

Season -  
Career -

3-PT. FIELD GOALS ATTEMPTED

Season 1 vs. Winthrop (11/11/24)  
Career 1 (2x), last vs. Winthrop (11/11/24)

FREE THROWS MADE

Season 7 (2x), last vs. Penn State (11/15/24)  
Career 9 at Louisiana Tech (1/27/22)

FREE THROWS ATTEMPTED

Season 9 (2x), last vs. Penn State (11/15/24)  
Career 10 at Louisiana Tech (1/27/22)

CAREER STATS

- Has drawn high praise from Coach Young since arriving in Blacksburg – credits his footwork and hands.
- Going into his fifth season in the best shape he's ever been.
- Dialed up a career-high-tying 18 points in Tech's 91-67 win over Georgia Tech in 2023-24.
- All-ACC Academic Team honoree in 2022-23 and 2023-24.
- Finished with a 64.2% field-goal percentage in his first season in Blacksburg.
- Tallied 311 career points and 172 career rebounds at Rice.
- Averaged 6.8 points and 3.7 rebounds per game for his career as an Owl.
- Recorded a pair of double-doubles in 2021-22.
- Connected on 70.2% (87-124) of his attempts from the floor in two seasons at Rice.
- One of five players to play all 33 games for the Owls in 2021-22.
- His 62.0 field-goal percentage was the seventh-highest in a season in program history in 2021-22.
- Reached double-figure scoring 14 times in 2021-22, leading the Owls in scoring and rebounding five times.

Name pronounced: muh-LIE-juhl POH-teet

2024-25 GAME-BY-GAME STATS

Opponent	Date	GS	MIN	Total		3-Pointers		Free throws		Rebounds			PF	A	TO	BLK	STL	PTS	AVG		
				FG-FA	PCT	3FG-3FA	PCT	FT-FTA	PCT	OFF	DEF	TOT								AVG	
Delaware St.	11/04/2024	*	22:58	5-7	.714	0-0	.000	4-7	.571	2	3	5	5.0	3	5	1	2	0	14	14.0	
USC Upstate	11/08/2024	*	27:11	6-8	.750	0-0	.000	7-9	.778	2	3	5	5.0	3	1	2	0	0	19	16.5	
Winthrop	11/11/2024	*	25:22	1-7	.143	0-1	.000	3-4	.750	1	2	3	4.3	4	2	0	0	0	5	12.7	
vs Penn St.	11/15/2024	*	23:27	4-8	.500	0-0	.000	7-9	.778	0	2	2	3.8	1	2	4	0	0	15	13.3	
Jacksonville	11/20/2024	*	23:24	5-8	.625	0-0	.000	5-8	.625	6	2	8	4.6	2	3	2	0	0	15	13.6	
vs Michigan	11/25/2024	*	23:11	2-3	.667	0-0	.000	4-6	.667	3	4	7	5.0	2	0	4	0	0	8	12.7	
vs South Carolina	11/27/2024	*	22:12	0-4	.000	0-0	.000	1-2	.500	1	6	7	5.3	4	1	2	0	0	1	11.0	
Vanderbilt	12/04/2024	*	29:51	5-10	.500	0-0	.000	4-4	1.000	3	4	7	5.5	1	0	2	0	0	14	11.4	
Pittsburgh	12/07/2024	*	18:04	1-2	.500	0-0	.000	1-2	.500	2	2	4	5.3	2	0	2	0	1	3	10.4	
N.C. A&T	12/12/2024	*	14:34	4-7	.571	0-0	.000	3-4	.750	1	0	1	4.9	3	0	0	0	0	11	10.5	
Navy	12/15/2024	*	18:37	4-6	.667	0-0	.000	4-6	.667	1	1	2	4.6	3	1	1	0	0	12	10.6	
vs Saint Joseph's	12/21/2024	*	08:24	1-4	.250	0-0	.000	2-2	1.000	2	0	2	4.4	1	0	0	0	0	4	10.1	
at Duke	12/31/2024	*	17:17	2-6	.333	0-0	.000	2-2	1.000	0	2	2	4.2	3	1	2	0	0	6	9.8	
Miami (FL)	01/04/2025	*	29:38	10-16	.625	0-0	.000	5-7	.714	3	0	3	4.1	1	0	0	0	2	25	10.9	
at Stanford	01/08/2025	*	20:18	6-11	.545	0-0	.000	0-1	.000	0	3	3	4.1	2	0	0	0	0	12	10.9	
at California	01/11/2025	*	23:17	5-8	.625	0-0	.000	2-2	1.000	1	2	3	4.0	3	0	1	0	0	12	11.0	
NC State	01/15/2025	*	12:17	1-4	.250	0-0	.000	1-2	.500	1	0	1	3.8	3	0	1	0	0	3	10.5	
Wake Forest	01/18/2025	*	25:45	3-5	.600	0-0	.000	5-5	1.000	3	2	5	3.9	3	2	3	0	0	11	10.6	
at Georgia Tech	01/22/2025	*	30:02	2-7	.286	0-0	.000	4-4	1.000	2	3	5	3.9	2	1	1	0	3	8	10.4	
Clemson	01/25/2025	*	18:33	1-2	.500	0-0	.000	2-3	.667	0	3	3	3.9	3	1	2	0	0	4	10.1	
at Florida St.	01/29/2025	*	25:33	3-5	.600	0-0	.000	3-4	.750	2	1	3	3.9	1	1	1	1	2	9	10.0	
at Virginia	02/01/2025	*	22:26	2-4	.500	0-0	.000	3-6	.500	0	2	2	3.8	1	3	1	2	0	7	9.9	
SMU	02/05/2025	*	25:43	6-7	.857	0-0	.000	3-4	.750	4	6	10	4.0	2	5	1	1	0	15	10.1	
at Notre Dame	02/08/2025	*	23:13	2-3	.667	0-0	.000	2-2	1.000	0	4	4	4.0	4	0	2	0	2	6	10.0	
Virginia	02/15/2025	*	24:23	2-3	.667	0-0	.000	0-0	.000	0	4	4	4.0	1	0	3	1	0	4	9.7	
at Boston College	02/18/2025	*	23:34	5-9	.556	0-0	.000	0-0	.000	1	4	5	4.1	1	1	1	1	0	10	9.7	
Totals			26	579:13	88-164	.537	0-1	.000	77-105	.733	41	65	106	4.1	59	30	39	8	10	253	9.7

Player Averages

Games Played	Minutes/game	Points/game	FG Pct	3FG Pct	FT Pct	Rebounds/game	Assists/game	Turnovers/game	Assist/Turnover ratio	Steals/game	Blocks/game
26	22.3	9.7	53.7	0.0	73.3	4.1	1.2	1.5	0.8	0.4	0.3

PRODUCTION TRACKER

	This Season	Career
Scored 10+ Points	13	36
Had 10+ Rebounds	1	3
Had Multiple Blocks	2	4
Led Tech in Blocks	5	10
Had Multiple Steals	4	6
Shot over 50% from the floor	20	91
Had a Double-Double	1	3
Shot 5+ Free Throws	8	24
Had Multiple Dunks	3	10



SEASON	TEAM	GP-GS	MIN/AVG	FG-FGA	FG%	3FG-3FGA	3FG%	FT-FTA	FT%	OFF	DEF	TOT	AVG	PF-FO	A	TO	BLK	STL	PTS	AVG
2020-21	Rice	13-0	131/10.1	19-29	.655	0-1	.000	20-25	.800	11	24	35	2.7	25-0	6	15	4	3	58	4.5
2021-22	Rice	33-3	454/13.8	93-150	.620	0-0	.000	67-99	.677	58	79	137	4.2	67-1	12	40	8	4	253	7.7
2022-23	VT	34-0	297/8.7	34-53	.642	0-0	.000	49-66	.742	28	39	67	2.0	49-0	10	16	5	5	117	3.4
2023-24	VT	34-1	494/14.5	85-132	.644	0-0	.000	49-73	.671	48	71	119	3.5	65-1	24	29	8	9	219	6.4
2024-25	VT	26-26	579/22.3	88-164	.537	0-1	.000	77-105	.733	41	65	106	4.1	59-0	30	39	8	10	253	9.7
TOTAL FOR VT		94-27	1370/14.6	207-349	.593	0-1	.000	175-244	.717	117	175	292	3.1	173-1	64	84	21	24	589	6.3
TOTAL		140-30	1955/14.0	319-528	.604	0-2	.000	262-368	.712	186	278	464	3.3	265-2	82	139	33	31	900	6.4

COMBINED TEAM STATS

Game Records

Record	Overall	Home	Away	Neutral
ALL GAMES	11-15	7-7	4-4	0-4
CONFERENCE	6-9	2-5	4-4	0-0
NON-CONFERENCE	5-6	5-2	0-0	0-4

Score by Periods

Team	1st	2nd	OT	TOT
Virginia Tech	868	918	0	1786
Opponents	854	1015	0	1869

Team Box Score

No.	Player				Total		3-Point		F-Throw		Rebounds													
		GP-GS	MIN	AVG	FG-FGA	FG%	3FG-3FGA	3FG%	FT-FTA	FT%	OFF	DEF	TOT	AVG	PF	DQ	A	TO	BLK	STL	PTS	AVG		
1	LAWAL, Tobi	26-26	685:52	26.4	117-207	.565	22-56	.393	83-127	.654	63	119	182	7.0	65	0	23	55	16	16	339	13.0		
34	POTEAT, Mylyjael	26-26	579:13	22.3	88-164	.537	0-1	.000	77-105	.733	41	65	106	4.1	59	0	30	39	8	10	253	9.7		
2	SCHUTT, Jaden	26-24	694:45	26.7	71-189	.376	52-144	.361	27-32	.844	6	69	75	2.9	57	1	40	26	2	18	221	8.5		
13	BURNHAM, Ben	26-0	540:57	20.8	69-160	.431	29-69	.420	18-25	.720	32	57	89	3.4	40	1	23	18	8	15	185	7.1		
7	RECHSTEINER, Brandon	26-14	575:28	22.1	64-172	.372	30-101	.297	16-20	.800	7	19	26	1.0	35	0	78	57	0	15	174	6.7		
10	JOHNSON, Tyler	26-22	627:30	24.1	62-134	.463	13-37	.351	34-47	.723	46	85	131	5.0	59	0	26	40	5	13	171	6.6		
3	YOUNG, Jaydon	26-6	519:34	20.0	55-172	.320	31-102	.304	19-26	.731	3	41	44	1.7	33	0	35	24	0	13	160	6.2		
11	HAMMOND, Ben	23-12	439:47	19.1	40-105	.381	13-29	.448	30-39	.769	5	30	35	1.5	39	0	48	35	0	25	123	5.3		
4	BROWN JR., Rodney	17-0	269:26	15.8	25-70	.357	13-32	.406	6-11	.545	4	33	37	2.2	15	0	32	17	1	4	69	4.1		
5	WESSLER, Patrick	25-0	229:02	9.2	32-57	.561	0-0	.000	20-28	.714	23	46	69	2.8	33	0	2	11	7	4	84	3.4		
21	JONES JR., Ryan	5-0	10:26	2.1	3-5	.600	0-2	.000	0-0	.000	1	1	2	0.4	3	0	0	0	0	0	6	1.2		
9	VENABLE, Conner	2-0	01:54	1.0	0-0	.000	0-0	.000	1-3	.333	0	0	0	0.0	0	0	0	0	0	0	1	0.5		
22	SERVEN, Connor	12-0	24:12	2.0	0-1	.000	0-1	.000	0-0	.000	1	3	4	0.3	2	0	0	0	1	0	0	0.0		
8	CARR, Peter	2-0	01:54	1.0	0-0	.000	0-0	.000	0-0	.000	0	0	0	0.0	1	0	0	0	0	0	0	0.0		
Team											47	32	79					18						
Total		26	5200		626-1436	.436	203-574	.354	331-463	.715	279	600	879	33.8	442	2	337	340	48	133	1786	68.7		
Opponents		26	5200		660-1459	.452	202-617	.327	347-455	.763	244	575	819	31.5	401	5	366	276	89	172	1869	71.9		

Team Statistics

	VT	OPP
Scoring	1786	1869
Points per game	68.7	71.9
Scoring margin	-3.2	-
Field goals-att	626-1436	660-1459
Field goal pct	.436	.452
3 point fg-att	203-574	202-617
3-point FG pct	.354	.327
3-pt FG made per game	7.8	7.8
Free throws-att	331-463	347-455
Free throw pct	.715	.763
F-Throws made per game	12.7	13.3
Rebounds	879	819
Rebounds per game	33.8	31.5
Rebounding margin	+2.3	-
Assists	337	366
Assists per game	13.0	14.1
Turnovers	340	276
Turnovers per game	13.1	10.6
Turnover margin	-2.5	-
Assist/turnover ratio	1.0	1.3
Steals	133	172
Steals per game	5.1	6.6
Blocks	48	89
Blocks per game	1.8	3.4
Winning streak	0	-
Home win streak	0	-
Attendance	92776	50858
Home games-Avg/Game	14-6627	8-6357
Neutral site-Avg/Game	-	4-3554

Team Results

Date	Opponent		Score	Att.
11/04/2024	Delaware St.	W	83-60	4453
11/08/2024	USC Upstate	W	93-74	6327
11/11/2024	Winthrop	W	58-52	4157
11/15/2024	vs Penn St.	L	64-86	4868
11/20/2024	Jacksonville	L	64-74	4441
11/25/2024	vs Michigan	L	63-75	3500
11/27/2024	vs South Carolina	L	60-70	3500
12/04/2024	Vanderbilt	L	64-80	4973
12/07/2024	Pittsburgh	L	59-64	8925
12/12/2024	N.C. A&T	W	95-67	4856
12/15/2024	Navy	W	80-72	4385
12/21/2024	vs Saint Joseph's	L	62-82	2346
12/31/2024	at Duke	L	65-88	9314
01/04/2025	Miami (FL)	W	86-85	8925
01/08/2025	at Stanford	L	59-70	3262
01/11/2025	at California	W	71-68	4003
01/15/2025	NC State	W	79-76	5634
01/18/2025	Wake Forest	L	63-72	8925
01/22/2025	at Georgia Tech	L	64-71	3668
01/25/2025	Clemson	L	57-72	8925
01/29/2025	at Florida St.	W	76-66	6448
02/01/2025	at Virginia	W	75-74	14637
02/05/2025	SMU	L	75-81	8925
02/08/2025	at Notre Dame	W	65-63	6959
02/15/2025	Virginia	L	70-73	8925
02/18/2025	at Boston College	L	36-54	2567



COMBINED TEAM STATS (ACC ONLY)

Game Records

Record	Overall	Home	Away	Neutral
ALL GAMES	6-9	2-5	4-4	0-0
CONFERENCE	6-9	2-5	4-4	0-0
NON-CONFERENCE	0-0	0-0	0-0	0-0

Score by Periods

Team	1st	2nd	OT	TOT
Virginia Tech	480	520	0	1000
Opponents	488	589	0	1077

Team Box Score

No.	Player				Total		3-Point		F-Throw		Rebounds											
		GP-GS	MIN	AVG	FG-FGA	FG%	3FG-3FGA	3FG%	FT-FTA	FT%	OFF	DEF	TOT	AVG	PF	DQ	A	TO	BLK	STL	PTS	AVG
1	LAWAL, Tobi	15-15	417:19	27.8	81-145	.559	17-41	.415	48-79	.608	36	80	116	7.7	39	0	20	29	6	7	227	15.1
34	POTEAT, Mylyjael	15-15	340:02	22.7	51-92	.554	0-0	.000	33-44	.750	19	38	57	3.8	32	0	15	21	6	10	135	9.0
2	SCHUTT, Jaden	15-13	384:44	25.6	40-104	.385	28-78	.359	16-17	.941	5	34	39	2.6	25	0	19	13	1	6	124	8.3
10	JOHNSON, Tyler	15-15	403:11	26.9	39-75	.520	11-24	.458	19-26	.731	24	53	77	5.1	38	0	14	24	3	7	108	7.2
13	BURNHAM, Ben	15-0	329:07	21.9	41-98	.418	17-45	.378	8-12	.667	15	32	47	3.1	18	0	11	9	5	9	107	7.1
7	RECHSTEINER, Brandon	15-4	298:03	19.9	32-80	.400	16-49	.327	9-10	.900	4	7	11	0.7	15	0	38	30	0	7	89	5.9
3	YOUNG, Jaydon	15-2	263:55	17.6	27-86	.314	14-51	.275	10-15	.667	3	21	24	1.6	16	0	19	12	0	10	78	5.2
11	HAMMOND, Ben	12-11	264:00	22.0	21-59	.356	6-14	.429	12-16	.750	4	19	23	1.9	20	0	29	18	0	11	60	5.0
4	BROWN JR., Rodney	10-0	177:60	17.8	14-45	.311	7-17	.412	5-9	.556	4	19	23	2.3	10	0	22	12	0	2	40	4.0
5	WESSLER, Patrick	14-0	108:04	7.7	11-24	.458	0-0	.000	10-15	.667	11	21	32	2.3	20	0	0	6	3	2	32	2.3
22	SERVEN, Connor	6-0	13:34	2.3	0-1	.000	0-1	.000	0-0	.000	1	1	2	0.3	2	0	0	0	0	0	0	0.0
Team											20	16	36				9					
Total		15	3000		357-809	.441	116-320	.363	170-243	.700	146	341	487	32.5	236	0	187	183	24	71	1000	66.7
Opponents		15	3000		386-846	.456	111-337	.329	194-244	.795	139	340	479	31.9	220	2	217	135	45	93	1077	71.8

Team Statistics

	VT	OPP
Scoring	1000	1077
Points per game	66.7	71.8
Scoring margin	-5.1	-
Field goals-att	357-809	386-846
Field goal pct	.441	.456
3 point fg-att	116-320	111-337
3-point FG pct	.363	.329
3-pt FG made per game	7.7	7.4
Free throws-att	170-243	194-244
Free throw pct	.700	.795
F-Throws made per game	11.3	12.9
Rebounds	487	479
Rebounds per game	32.5	31.9
Rebounding margin	+0.5	-
Assists	187	217
Assists per game	12.5	14.5
Turnovers	183	135
Turnovers per game	12.2	9.0
Turnover margin	-3.2	-
Assist/turnover ratio	1.0	1.6
Steals	71	93
Steals per game	4.7	6.2
Blocks	24	45
Blocks per game	1.6	3.0
Winning streak	0	-
Home win streak	0	-
Attendance	59184	50858
Home games-Avg/Game	7-8455	8-6357
Neutral site-Avg/Game	-	0-0

Team Results

Date	Opponent		Score	Att.
12/07/2024	Pittsburgh	L	59-64	8925
12/31/2024	at Duke	L	65-88	9314
01/04/2025	Miami (FL)	W	86-85	8925
01/08/2025	at Stanford	L	59-70	3262
01/11/2025	at California	W	71-68	4003
01/15/2025	NC State	W	79-76	5634
01/18/2025	Wake Forest	L	63-72	8925
01/22/2025	at Georgia Tech	L	64-71	3668
01/25/2025	Clemson	L	57-72	8925
01/29/2025	at Florida St.	W	76-66	6448
02/01/2025	at Virginia	W	75-74	14637
02/05/2025	SMU	L	75-81	8925
02/08/2025	at Notre Dame	W	65-63	6959
02/15/2025	Virginia	L	70-73	8925
02/18/2025	at Boston College	L	36-54	2567

TEAM GAME-BY-GAME

				Total		3-Pointers		Free throws		Rebounds											
Opponent	Date	Score		FG-FGA	PCT	3FG-3FGA	PCT	FT-FTA	PCT	OFF	DEF	TOT	AVG	PF	A	TO	BLK	STL	PTS	AVG	
Delaware St.	11/04/2024	83-60	W	26-55	.473	9-28	.321	22-33	.667	14	27	41	41.0	21	20	16	5	6	83	83.0	
USC Upstate	11/08/2024	93-74	W	31-62	.500	8-21	.381	23-30	.767	12	20	32	36.5	16	14	7	3	3	93	88.0	
Winthrop	11/11/2024	58-52	W	19-57	.333	8-29	.276	12-18	.667	16	27	43	38.7	17	9	13	3	6	58	78.0	
vs Penn St.	11/15/2024	64-86	L	20-45	.444	5-18	.278	19-26	.731	9	25	34	37.5	28	13	24	2	3	64	74.5	
Jacksonville	11/20/2024	64-74	L	23-56	.411	6-18	.333	12-20	.600	12	21	33	36.6	11	16	16	0	5	64	72.4	
vs Michigan	11/25/2024	63-75	L	20-58	.345	4-17	.235	19-24	.792	18	23	41	37.3	20	5	19	0	7	63	70.8	
vs South Carolina	11/27/2024	60-70	L	23-59	.390	8-18	.444	6-9	.667	9	26	35	37.0	20	10	9	2	5	60	69.3	
Vanderbilt	12/04/2024	64-80	L	23-60	.383	8-29	.276	10-13	.769	14	23	37	37.0	16	11	15	1	7	64	68.6	
Pittsburgh	12/07/2024	59-64	L	23-53	.434	8-25	.320	5-7	.714	8	22	30	36.2	17	13	17	0	4	59	67.6	
N.C. A&T	12/12/2024	95-67	W	35-70	.500	14-36	.389	11-16	.688	16	32	48	37.4	24	24	16	5	7	95	70.3	
Navy	12/15/2024	80-72	W	27-51	.529	10-18	.556	16-18	.889	8	12	20	35.8	18	13	10	1	7	80	71.2	
vs Saint Joseph's	12/21/2024	62-82	L	22-54	.407	7-22	.318	11-13	.846	5	23	28	35.2	15	15	12	2	6	62	70.4	
at Duke	12/31/2024	65-88	L	23-50	.460	8-21	.381	11-15	.733	5	17	22	34.2	14	14	12	0	5	65	70.0	
Miami (FL)	01/04/2025	86-85	W	32-59	.542	9-20	.450	13-15	.867	11	18	29	33.8	16	23	11	0	8	86	71.1	
at Stanford	01/08/2025	59-70	L	26-56	.464	4-14	.286	3-7	.429	4	21	25	33.2	16	8	10	1	3	59	70.3	
at California	01/11/2025	71-68	W	28-49	.571	4-8	.500	11-17	.647	7	31	38	33.5	18	12	13	2	1	71	70.4	
NC State	01/15/2025	79-76	W	27-59	.458	11-22	.500	14-17	.824	15	20	35	33.6	16	11	12	2	5	79	70.9	
Wake Forest	01/18/2025	63-72	L	21-52	.404	6-19	.316	15-19	.789	9	26	35	33.7	15	9	14	2	2	63	70.4	
at Georgia Tech	01/22/2025	64-71	L	22-59	.373	11-26	.423	9-10	.900	14	25	39	33.9	17	13	17	0	5	64	70.1	
Clemson	01/25/2025	57-72	L	19-50	.380	7-19	.368	12-21	.571	10	18	28	33.7	15	10	10	1	3	57	69.5	
at Florida St.	01/29/2025	76-66	W	24-58	.414	10-26	.385	18-30	.600	14	28	42	34.0	13	13	10	1	9	76	69.8	
at Virginia	02/01/2025	75-74	W	25-48	.521	11-21	.524	14-23	.609	6	25	31	33.9	18	12	7	4	2	75	70.0	
SMU	02/05/2025	75-81	L	27-59	.458	8-25	.320	13-17	.765	14	23	37	34.0	16	16	10	6	3	75	70.2	
at Notre Dame	02/08/2025	65-63	W	22-56	.393	6-31	.194	15-20	.750	12	20	32	34.0	17	13	13	2	7	65	70.0	
Virginia	02/15/2025	70-73	L	23-50	.460	10-24	.417	14-17	.824	7	21	28	33.7	16	11	10	2	3	70	70.0	
at Boston College	02/18/2025	36-54	L	15-51	.294	3-19	.158	3-8	.375	10	26	36	33.8	12	9	17	1	11	36	68.7	
Total		1786		626-1436	.436	203-574	.354	331-463	.715	279	600	879	33.8	442	337	340	48	133	1786	68.7	
Opponents		1869		660-1459	.452	202-617	.327	347-455	.763	244	575	819	31.5	401	366	276	89	172	1869	71.9	

Virginia Tech Averages

Games Played	Points/game	FG Pct	3FG Pct	FT Pct	Rebounds/game	Assists/game	Turnovers/game	Assist/Turnover ratio	Steals/game	Blocks/game
26	68.7	43.6	35.4	71.5	33.8	13.0	13.1	1.0	5.1	1.8

## OPPONENTS GAME-BY-GAME

				Total		3-Pointers		Free throws		Rebounds											
Opponent	Date	Score		FG-FGA	PCT	3FG-3FGA	PCT	FT-FTA	PCT	OFF	DEF	TOT	AVG	PF	A	TO	BLK	STL	PTS	AVG	
Delaware St.	11/04/2024	83-60	W	17-49	.347	3-10	.300	23-30	.767	10	19	29	29.0	23	8	16	1	9	60	60.0	
USC Upstate	11/08/2024	93-74	W	28-55	.509	9-21	.429	9-13	.692	5	20	25	27.0	22	15	17	3	3	74	67.0	
Winthrop	11/11/2024	58-52	W	20-58	.345	5-32	.156	7-13	.538	11	21	32	28.7	17	8	11	3	2	52	62.0	
vs Penn St.	11/15/2024	64-86	L	28-55	.509	8-22	.364	22-30	.733	7	19	26	28.0	22	16	12	3	16	86	68.0	
Jacksonville	11/20/2024	64-74	L	31-60	.517	7-25	.280	5-8	.625	9	24	33	29.0	18	17	14	6	8	74	69.2	
vs Michigan	11/25/2024	63-75	L	25-62	.403	10-34	.294	15-20	.750	17	21	38	30.5	16	17	15	5	7	75	70.2	
vs South Carolina	11/27/2024	60-70	L	23-52	.442	11-32	.344	13-21	.619	9	28	37	31.4	12	13	10	3	4	70	70.1	
Vanderbilt	12/04/2024	64-80	L	29-55	.527	9-27	.333	13-18	.722	5	22	27	30.9	11	14	8	6	10	80	71.4	
Pittsburgh	12/07/2024	59-64	L	23-56	.411	6-28	.214	12-12	1.000	9	22	31	30.9	11	10	12	5	7	64	70.6	
N.C. A&T	12/12/2024	95-67	W	22-58	.379	5-18	.278	18-28	.643	9	21	30	30.8	10	10	13	3	7	67	70.2	
Navy	12/15/2024	80-72	W	24-51	.471	9-27	.333	15-16	.938	15	15	30	30.7	16	12	16	3	4	72	70.4	
vs Saint Joseph's	12/21/2024	62-82	L	27-58	.466	15-32	.469	13-14	.929	8	25	33	30.9	14	19	9	8	9	82	71.3	
at Duke	12/31/2024	65-88	L	31-58	.534	11-29	.379	15-15	1.000	10	25	35	31.2	15	19	9	4	7	88	72.6	
Miami (FL)	01/04/2025	86-85	W	33-56	.589	8-17	.471	11-17	.647	7	16	23	30.6	13	19	11	6	7	85	73.5	
at Stanford	01/08/2025	59-70	L	23-52	.442	9-24	.375	15-17	.882	8	28	36	31.0	11	15	11	1	2	70	73.3	
at California	01/11/2025	71-68	W	22-68	.324	7-27	.259	17-21	.810	17	18	35	31.3	15	10	2	0	6	68	72.9	
NC State	01/15/2025	79-76	W	27-54	.500	8-19	.421	14-17	.824	8	16	24	30.8	18	17	8	1	7	76	73.1	
Wake Forest	01/18/2025	63-72	L	26-57	.456	6-19	.316	14-17	.824	6	23	29	30.7	18	8	7	2	6	72	73.1	
at Georgia Tech	01/22/2025	64-71	L	24-51	.471	6-17	.353	17-26	.654	7	22	29	30.6	6	18	10	3	11	71	72.9	
Clemson	01/25/2025	57-72	L	28-58	.483	7-21	.333	9-13	.692	11	24	35	30.9	17	12	8	2	2	72	72.9	
at Florida St.	01/29/2025	76-66	W	25-62	.403	8-25	.320	8-12	.667	10	29	39	31.2	17	13	11	4	6	66	72.6	
at Virginia	02/01/2025	75-74	W	26-54	.481	8-23	.348	14-18	.778	6	24	30	31.2	17	19	4	4	3	74	72.6	
SMU	02/05/2025	75-81	L	29-61	.475	10-22	.455	13-18	.722	13	19	32	31.2	18	16	6	2	6	81	73.0	
at Notre Dame	02/08/2025	65-63	W	22-56	.393	3-17	.176	16-16	1.000	14	24	38	31.5	14	9	17	2	9	63	72.6	
Virginia	02/15/2025	70-73	L	23-50	.460	11-31	.355	16-19	.842	7	23	30	31.4	18	18	8	4	5	73	72.6	
at Boston College	02/18/2025	36-54	L	24-53	.453	3-18	.167	3-6	.500	6	27	33	31.5	12	14	11	5	9	54	71.9	
Total		1869		660-1459	.452	202-617	.327	347-455	.763	244	575	819	31.5	401	366	276	89	172	1869	71.9	
Virginia Tech		1786		626-1436	.436	203-574	.354	331-463	.715	279	600	879	33.8	442	337	340	48	133	1786	68.7	

## Opponents Averages

Games Played	Points/game	FG Pct	3FG Pct	FT Pct	Rebounds/game	Assists/game	Turnovers/game	Assist/Turnover ratio	Steals/game	Blocks/game
26	71.9	45.2	32.7	76.3	31.5	14.1	10.6	1.3	6.6	3.4



## TEAM CATEGORY LEADERS

## Points

##	Player	G	Pts	Pts/G
1	Lawal, Tobi	26	339	13.0
34	Poteat, Mylyjael	26	253	9.7
2	Schutt, Jaden	26	221	8.5
13	Burnham, Ben	26	185	7.1
7	Rechsteiner, Brandon	26	174	6.7
10	Johnson, Tyler	26	171	6.6
3	Young, Jaydon	26	160	6.2
11	Hammond, Ben	23	123	5.3
5	Wessler, Patrick	25	84	3.4
4	Brown Jr., Rodney	17	69	4.1
21	Jones Jr., Ryan	5	6	1.2
9	Venable, Conner	2	1	0.5

## Scoring Average

##	Player	G	Pts	Pts/G
1	Lawal, Tobi	26	339	13.0
34	Poteat, Mylyjael	26	253	9.7
2	Schutt, Jaden	26	221	8.5
13	Burnham, Ben	26	185	7.1
7	Rechsteiner, Brandon	26	174	6.7
10	Johnson, Tyler	26	171	6.6
3	Young, Jaydon	26	160	6.2
11	Hammond, Ben	23	123	5.3
4	Brown Jr., Rodney	17	69	4.1
5	Wessler, Patrick	25	84	3.4
21	Jones Jr., Ryan	5	6	1.2
9	Venable, Conner	2	1	0.5

## Field Goal Percentage

##	Player	FG	Att	Pct
21	Jones Jr., Ryan	3	5	.600
1	Lawal, Tobi	117	207	.565
5	Wessler, Patrick	32	57	.561
34	Poteat, Mylyjael	88	164	.537
10	Johnson, Tyler	62	134	.463
13	Burnham, Ben	69	160	.431
11	Hammond, Ben	40	105	.381
2	Schutt, Jaden	71	189	.376
7	Rechsteiner, Brandon	64	172	.372
4	Brown Jr., Rodney	25	70	.357
3	Young, Jaydon	55	172	.320

## Field Goal Attempts

##	Player	G	Att	Att/G
1	Lawal, Tobi	26	207	8.0
2	Schutt, Jaden	26	189	7.3
7	Rechsteiner, Brandon	26	172	6.6
3	Young, Jaydon	26	172	6.6
34	Poteat, Mylyjael	26	164	6.3

## Field Goals Made

##	Player	G	Made	Made/G
1	Lawal, Tobi	26	117	4.5
34	Poteat, Mylyjael	26	88	3.4
2	Schutt, Jaden	26	71	2.7
13	Burnham, Ben	26	69	2.7
7	Rechsteiner, Brandon	26	64	2.5

## 3-Point FG Percentage

##	Player	3FG	Att	Pct
11	Hammond, Ben	13	29	.448
13	Burnham, Ben	29	69	.420
4	Brown Jr., Rodney	13	32	.406
1	Lawal, Tobi	22	56	.393
2	Schutt, Jaden	52	144	.361
10	Johnson, Tyler	13	37	.351
3	Young, Jaydon	31	102	.304
7	Rechsteiner, Brandon	30	101	.297

## 3-Point FG Attempts

##	Player	G	Att	Att/G
2	Schutt, Jaden	26	144	5.5
3	Young, Jaydon	26	102	3.9
7	Rechsteiner, Brandon	26	101	3.9
13	Burnham, Ben	26	69	2.7
1	Lawal, Tobi	26	56	2.2

## 3-Point FG Made

##	Player	G	Made	Made/G
2	Schutt, Jaden	26	52	2.0
3	Young, Jaydon	26	31	1.2
7	Rechsteiner, Brandon	26	30	1.2
13	Burnham, Ben	26	29	1.1
1	Lawal, Tobi	26	22	0.8

**TEAM CATEGORY LEADERS**
**Free Throw Percentage**

##	Player	Made	Att	Pct
2	Schutt, Jaden	27	32	.844
7	Rechsteiner, Brandon	16	20	.800
11	Hammond, Ben	30	39	.769
34	Poteat, Mylyjael	77	105	.733
3	Young, Jaydon	19	26	.731
10	Johnson, Tyler	34	47	.723
13	Burnham, Ben	18	25	.720
5	Wessler, Patrick	20	28	.714
1	Lawal, Tobi	83	127	.654
4	Brown Jr., Rodney	6	11	.545
9	Venable, Conner	1	3	.333

**Free Throw Attempts**

##	Player	G	Att	Att/G
1	Lawal, Tobi	26	127	4.9
34	Poteat, Mylyjael	26	105	4.0
10	Johnson, Tyler	26	47	1.8
11	Hammond, Ben	23	39	1.7
2	Schutt, Jaden	26	32	1.2

**Free Throws Made**

##	Player	G	Made	Made/G
1	Lawal, Tobi	26	83	3.2
34	Poteat, Mylyjael	26	77	3.0
10	Johnson, Tyler	26	34	1.3
11	Hammond, Ben	23	30	1.3
2	Schutt, Jaden	26	27	1.0

**Rebounds**

##	Player	G	Reb	Reb/G
1	Lawal, Tobi	26	182	7.0
10	Johnson, Tyler	26	131	5.0
34	Poteat, Mylyjael	26	106	4.1
13	Burnham, Ben	26	89	3.4
2	Schutt, Jaden	26	75	2.9

**Assists**

##	Player	G	Ast	Ast/G
7	Rechsteiner, Brandon	26	78	3.0
11	Hammond, Ben	23	48	2.1
2	Schutt, Jaden	26	40	1.5
3	Young, Jaydon	26	35	1.3
4	Brown Jr., Rodney	17	32	1.9

**Rebounds Average**

##	Player	G	Reb	Reb/G
1	Lawal, Tobi	26	182	7.0
10	Johnson, Tyler	26	131	5.0
34	Poteat, Mylyjael	26	106	4.1
13	Burnham, Ben	26	89	3.4
2	Schutt, Jaden	26	75	2.9

**Steals**

##	Player	G	Stl	Stl/G
11	Hammond, Ben	23	25	1.1
2	Schutt, Jaden	26	18	0.7
1	Lawal, Tobi	26	16	0.6
13	Burnham, Ben	26	15	0.6
7	Rechsteiner, Brandon	26	15	0.6

**Offensive Rebounds**

##	Player	G	OReb	OReb/G
1	Lawal, Tobi	26	63	2.4
10	Johnson, Tyler	26	46	1.8
34	Poteat, Mylyjael	26	41	1.6
13	Burnham, Ben	26	32	1.2
5	Wessler, Patrick	25	23	0.9

**Blocked Shots**

##	Player	G	Blk	Blk/G
1	Lawal, Tobi	26	16	0.6
34	Poteat, Mylyjael	26	8	0.3
13	Burnham, Ben	26	8	0.3
5	Wessler, Patrick	25	7	0.3
10	Johnson, Tyler	26	5	0.2

**Defensive Rebounds**

##	Player	G	DReb	DReb/G
1	Lawal, Tobi	26	119	4.6
10	Johnson, Tyler	26	85	3.3
2	Schutt, Jaden	26	69	2.7
34	Poteat, Mylyjael	26	65	2.5
13	Burnham, Ben	26	57	2.2

**Minutes**

##	Player	G	Min	Min/G
2	Schutt, Jaden	26	695	26:43
1	Lawal, Tobi	26	686	26:23
10	Johnson, Tyler	26	627	24:08
34	Poteat, Mylyjael	26	579	22:17
7	Rechsteiner, Brandon	26	575	22:08

## TEAM CATEGORY LEADERS

## Fouls

##	Player	G	PF	PF/G
1	Lawal, Tobi	26	65	2.5
34	Poteat, Mylyjael	26	59	2.3
10	Johnson, Tyler	26	59	2.3
2	Schutt, Jaden	26	57	2.2
13	Burnham, Ben	26	40	1.5

## Turnovers

##	Player	G	TO	TO/G
7	Rechsteiner, Brandon	26	57	2.2
1	Lawal, Tobi	26	55	2.1
10	Johnson, Tyler	26	40	1.5
34	Poteat, Mylyjael	26	39	1.5
11	Hammond, Ben	23	35	1.5

## Foul Outs

##	Player	G	FO
2	Schutt, Jaden	26	1
13	Burnham, Ben	26	1



**TEAM GAME HIGHS**
**Virginia Tech - Game Highs**

<b>POINTS</b>	95		N.C. A&T (12/12/2024)
	93		USC Upstate (11/08/2024)
	86		Miami (FL) (01/04/2025)
	83		Delaware St. (11/04/2024)
	80		Navy (12/15/2024)
<b>FIELD GOALS MADE</b>	35		N.C. A&T (12/12/2024)
	32		Miami (FL) (01/04/2025)
<b>FIELD GOAL ATTEMPTS</b>	70		N.C. A&T (12/12/2024)
	62		USC Upstate (11/08/2024)
<b>FIELD GOAL PERCENTAGE</b>	.571	(28-49)	at California (01/11/2025)
	.542	(32-59)	Miami (FL) (01/04/2025)
<b>3 PT FG MADE</b>	14		N.C. A&T (12/12/2024)
	11		at Virginia (02/01/2025)
	11		at Georgia Tech (01/22/2025)
	11		NC State (01/15/2025)
<b>3 PT FG ATTEMPTS</b>	36		N.C. A&T (12/12/2024)
	31		at Notre Dame (02/08/2025)
<b>3 PT FG PERCENTAGE</b>	.556	(10-18)	Navy (12/15/2024)
	.524	(11-21)	at Virginia (02/01/2025)
<b>FREE THROWS MADE</b>	23		USC Upstate (11/08/2024)
	22		Delaware St. (11/04/2024)
<b>FREE THROW ATTEMPTS</b>	33		Delaware St. (11/04/2024)
	30		at Florida St. (01/29/2025)
	30		USC Upstate (11/08/2024)
<b>FREE THROW PERCENTAGE</b>	.900	(9-10)	at Georgia Tech (01/22/2025)
	.889	(16-18)	Navy (12/15/2024)
<b>REBOUNDS</b>	48		N.C. A&T (12/12/2024)
	43		Winthrop (11/11/2024)
<b>ASSISTS</b>	24		N.C. A&T (12/12/2024)
	23		Miami (FL) (01/04/2025)
<b>STEALS</b>	11		at Boston College (02/18/2025)
	9		at Florida St. (01/29/2025)
<b>BLOCKED SHOTS</b>	6		SMU (02/05/2025)
	5		N.C. A&T (12/12/2024)
	5		Delaware St. (11/04/2024)
<b>TURNOVERS</b>	24		vs Penn St. (N) (11/15/2024)
	19		vs Michigan (N) (11/25/2024)
<b>FOULS</b>	28		vs Penn St. (N) (11/15/2024)
	24		N.C. A&T (12/12/2024)

## OPPONENT GAME HIGHS

## Opponent - Game Highs

POINTS	88		at Duke (12/31/2024)
	86		vs Penn St. (N) (11/15/2024)
	85		Miami (FL) (01/04/2025)
	82		vs Saint Joseph's (N) (12/21/2024)
	81		SMU (02/05/2025)
FIELD GOALS MADE	33		Miami (FL) (01/04/2025)
	31		at Duke (12/31/2024)
	31		Jacksonville (11/20/2024)
FIELD GOAL ATTEMPTS	68		at California (01/11/2025)
	62		at Florida St. (01/29/2025)
	62		vs Michigan (N) (11/25/2024)
FIELD GOAL PERCENTAGE	.589	(33-56)	Miami (FL) (01/04/2025)
	.534	(31-58)	at Duke (12/31/2024)
3 PT FG MADE	15		vs Saint Joseph's (N) (12/21/2024)
	11		Virginia (02/15/2025)
	11		at Duke (12/31/2024)
	11		vs South Carolina (N) (11/27/2024)
3 PT FG ATTEMPTS	34		vs Michigan (N) (11/25/2024)
	32		vs Saint Joseph's (N) (12/21/2024)
	32		vs South Carolina (N) (11/27/2024)
	32		Winthrop (11/11/2024)
3 PT FG PERCENTAGE	.471	(8-17)	Miami (FL) (01/04/2025)
	.469	(15-32)	vs Saint Joseph's (N) (12/21/2024)
FREE THROWS MADE	23		Delaware St. (11/04/2024)
	22		vs Penn St. (N) (11/15/2024)
FREE THROW ATTEMPTS	30		vs Penn St. (N) (11/15/2024)
	30		Delaware St. (11/04/2024)
FREE THROW PERCENTAGE	1.000	(16-16)	at Notre Dame (02/08/2025)
	1.000	(15-15)	at Duke (12/31/2024)
	1.000	(12-12)	Pittsburgh (12/07/2024)
REBOUNDS	39		at Florida St. (01/29/2025)
	38		at Notre Dame (02/08/2025)
	38		vs Michigan (N) (11/25/2024)
ASSISTS	19		at Virginia (02/01/2025)
	19		Miami (FL) (01/04/2025)
	19		at Duke (12/31/2024)
	19		vs Saint Joseph's (N) (12/21/2024)
STEALS	16		vs Penn St. (N) (11/15/2024)
	11		at Georgia Tech (01/22/2025)
BLOCKED SHOTS	8		vs Saint Joseph's (N) (12/21/2024)
	6		Miami (FL) (01/04/2025)
	6		Vanderbilt (12/04/2024)
	6		Jacksonville (11/20/2024)
TURNOVERS	17		at Notre Dame (02/08/2025)
	17		USC Upstate (11/08/2024)
FOULS	23		Delaware St. (11/04/2024)
	22		vs Penn St. (N) (11/15/2024)
	22		USC Upstate (11/08/2024)

**TEAM GAME LOWS**
**Virginia Tech - Game Lows**

<b>POINTS</b>	36		at Boston College (02/18/2025)
	57		Clemson (01/25/2025)
	58		Winthrop (11/11/2024)
	59		at Stanford (01/08/2025)
	59		Pittsburgh (12/07/2024)
<b>FIELD GOALS MADE</b>	15		at Boston College (02/18/2025)
	19		Clemson (01/25/2025)
	19		Winthrop (11/11/2024)
<b>FIELD GOAL ATTEMPTS</b>	45		vs Penn St. (N) (11/15/2024)
	48		at Virginia (02/01/2025)
<b>FIELD GOAL PERCENTAGE</b>	.294	(15-51)	at Boston College (02/18/2025)
	.333	(19-57)	Winthrop (11/11/2024)
<b>3 PT FG MADE</b>	3		at Boston College (02/18/2025)
	4		at California (01/11/2025)
	4		at Stanford (01/08/2025)
	4		vs Michigan (N) (11/25/2024)
<b>3 PT FG ATTEMPTS</b>	8		at California (01/11/2025)
	14		at Stanford (01/08/2025)
<b>3 PT FG PERCENTAGE</b>	.158	(3-19)	at Boston College (02/18/2025)
	.194	(6-31)	at Notre Dame (02/08/2025)
<b>FREE THROWS MADE</b>	3		at Boston College (02/18/2025)
	3		at Stanford (01/08/2025)
<b>FREE THROW ATTEMPTS</b>	7		at Stanford (01/08/2025)
	7		Pittsburgh (12/07/2024)
<b>FREE THROW PERCENTAGE</b>	.375	(3-8)	at Boston College (02/18/2025)
	.429	(3-7)	at Stanford (01/08/2025)
<b>REBOUNDS</b>	20		Navy (12/15/2024)
	22		at Duke (12/31/2024)
<b>ASSISTS</b>	5		vs Michigan (N) (11/25/2024)
	8		at Stanford (01/08/2025)
<b>STEALS</b>	1		at California (01/11/2025)
	2		at Virginia (02/01/2025)
	2		Wake Forest (01/18/2025)
<b>BLOCKED SHOTS</b>	0		at Georgia Tech (01/22/2025)
	0		Miami (FL) (01/04/2025)
	0		at Duke (12/31/2024)
	0		Pittsburgh (12/07/2024)
	0		vs Michigan (N) (11/25/2024)
	0		Jacksonville (11/20/2024)
<b>TURNOVERS</b>	7		at Virginia (02/01/2025)
	7		USC Upstate (11/08/2024)
<b>FOULS</b>	11		Jacksonville (11/20/2024)
	12		at Boston College (02/18/2025)



**OPPONENT GAME LOWS**
**Opponent - Game Lows**

<b>POINTS</b>	52		Winthrop (11/11/2024)
	54		at Boston College (02/18/2025)
	60		Delaware St. (11/04/2024)
	63		at Notre Dame (02/08/2025)
	64		Pittsburgh (12/07/2024)
<b>FIELD GOALS MADE</b>	17		Delaware St. (11/04/2024)
	20		Winthrop (11/11/2024)
<b>FIELD GOAL ATTEMPTS</b>	49		Delaware St. (11/04/2024)
	50		Virginia (02/15/2025)
<b>FIELD GOAL PERCENTAGE</b>	.324	(22-68)	at California (01/11/2025)
	.345	(20-58)	Winthrop (11/11/2024)
<b>3 PT FG MADE</b>	3		at Boston College (02/18/2025)
	3		at Notre Dame (02/08/2025)
	3		Delaware St. (11/04/2024)
<b>3 PT FG ATTEMPTS</b>	10		Delaware St. (11/04/2024)
	17		at Notre Dame (02/08/2025)
	17		at Georgia Tech (01/22/2025)
	17		Miami (FL) (01/04/2025)
<b>3 PT FG PERCENTAGE</b>	.156	(5-32)	Winthrop (11/11/2024)
	.167	(3-18)	at Boston College (02/18/2025)
<b>FREE THROWS MADE</b>	3		at Boston College (02/18/2025)
	5		Jacksonville (11/20/2024)
<b>FREE THROW ATTEMPTS</b>	6		at Boston College (02/18/2025)
	8		Jacksonville (11/20/2024)
<b>FREE THROW PERCENTAGE</b>	.500	(3-6)	at Boston College (02/18/2025)
	.538	(7-13)	Winthrop (11/11/2024)
<b>REBOUNDS</b>	23		Miami (FL) (01/04/2025)
	24		NC State (01/15/2025)
<b>ASSISTS</b>	8		Wake Forest (01/18/2025)
	8		Winthrop (11/11/2024)
	8		Delaware St. (11/04/2024)
<b>STEALS</b>	2		Clemson (01/25/2025)
	2		at Stanford (01/08/2025)
	2		Winthrop (11/11/2024)
<b>BLOCKED SHOTS</b>	0		at California (01/11/2025)
	1		NC State (01/15/2025)
	1		at Stanford (01/08/2025)
	1		Delaware St. (11/04/2024)
<b>TURNOVERS</b>	2		at California (01/11/2025)
	4		at Virginia (02/01/2025)
<b>FOULS</b>	6		at Georgia Tech (01/22/2025)
	10		N.C. A&T (12/12/2024)

# VIRGINIA TECH MEN'S BASKETBALL

## BOX SCORES

### GAME 1: DELAWARE STATE



Official Basketball Box Score - Final  
**Delaware State at Virginia Tech**  
 11/04/24 Cassell Coliseum, Blacksburg, Va.  
 2024-25 Men's Basketball

Game Time: 8:01 PM  
 Game Duration: 2:17  
 Attendance: 4,453

Officials: Sean Hull, Leslie Jones, Chandler Burton

Delaware State - 60

Record: 0-1

NO. Name	Min	FG	3P	FT	Rebounds	Fouls	TP	AS	TO	ST	Blocks	+/-
		M-A	M-A	M-A	OR DR TOT	PF FD					BS BA	
1 Alston Andrews	F 22:37	0-3	0-1	0-0	1 1 2	4 1	0	0	0	0	0	-19
25 Muneer Newton	F 09:05	0-2	0-0	0-0	0 0 0	3 0	0	0	1	1	0	-20
0 Robert Smith	G 22:50	2-9	0-5	1-3	1 3 4	2 3	5	2	4	0	0	-18
3 Martaz Robinson	G 35:37	6-10	2-2	16-17	0 6 6	4 10	30	0	1	1	0	-23
11 Kaseem Watson	G 29:30	4-14	0-0	1-2	2 3 5	0 2	9	1	3	1	0	-24
2 Corey Perkins	31:43	1-5	1-2	5-6	0 3 3	4 4	8	4	2	2	0	-3
24 Raymond Somerville	19:29	1-1	0-0	0-0	0 0 0	3 0	2	1	2	3	0	-12
4 Caleb Surgers	19:30	2-4	0-0	0-2	5 2 7	2 1	4	0	2	0	1	9
13 Kaseem Watson	07:43	1-1	0-0	0-0	0 0 0	0 0	1	0	2	0	1	-5
5 John Clemmons	00:49	0-0	0-0	0-0	0 0 0	0 0	0	0	0	0	0	-4
22 Dean Shepherd	01:07	0-0	0-0	0-0	0 0 0	0 0	0	0	0	0	0	-4
Team					1 1 2			0	0			
Totals		17-49	3-10	23-30	10 19 29	23 21	60	8	16	9	1 5	-23

Technical Fouls: NONE

Virginia Tech - 83

Record: 1-0

NO. Name	Min	FG	3P	FT	Rebounds	Fouls	TP	AS	TO	ST	Blocks	+/-
		M-A	M-A	M-A	OR DR TOT	PF FD					BS BA	
1 Tobin Lawal	F 27:03	6-9	2-4	9-11	3 5 8	3 6	23	2	5	2	2	20
34 Mylajael Poteat	F 22:58	5-7	0-0	4-7	2 3 5	3 7	14	5	1	0	2	13
2 Jaden Schutt	G 24:12	3-6	3-6	0-0	4 4 3	3 1	9	2	0	1	0	15
3 Jaydon Young	G 26:02	3-10	2-7	5-7	0 3 3	0 3	13	4	2	0	0	18
7 Brandon Rechsteiner	G 30:37	2-6	2-5	0-1	0 1 1	4 1	6	3	2	1	0	23
5 Patrick Wessler	09:28	1-1	0-0	2-2	1 4 5	0 1	4	0	0	0	0	7
13 Ben Burnham	17:25	0-3	0-1	2-2	2 2 4	2 2	2	0	1	0	0	6
10 Tyler Johnson	24:33	4-8	0-2	0-3	2 4 6	3 2	8	1	2	1	1	17
11 Ben Hammond	06:50	0-2	0-2	0-0	0 1 1	2 0	0	2	1	1	0	1
4 Rodney Brown Jr.	04:40	0-1	0-1	0-0	0 0 0	0 0	0	1	0	0	0	-2
21 Ryan Jones Jr.	01:48	2-2	0-0	0-0	1 0 1	0 0	4	0	0	0	0	0
22 Connor Serven	01:18	0-0	0-0	0-0	0 0 0	0 0	0	0	0	0	0	0
6 Peter Carr	00:33	0-0	0-0	0-0	0 0 0	1 0	0	0	0	0	0	-2
9 Connor Venable	00:33	0-0	0-0	0-0	0 0 0	0 0	0	0	0	0	0	-2
Team					3 0 3		0	2				
Totals		26-55	9-28	22-33	14 27 41	21 23	83	20	16	6	5 1	23

Technical Fouls: NONE

	DSU	Hokies
Biggest lead	0 (1 <sup>st</sup> 20:00)	25 (2 <sup>nd</sup> 0:33)
Best Scoring Run	8 (1 <sup>st</sup> 5:50)	8 (1 <sup>st</sup> 13:10)
Lead Changes	0	0
Times Tied	0	0
Time with Lead	00:00	38:44

Points from Turnovers	DSU	Hokies
Paint	20	32
Second Chance	8	12
Fast Breaks	6	5
Bench	16	18

Period by Period Scoring	1st	2nd	TOT
DSU	32	28	60
Hokies	40	43	83

### GAME 3: WINTHROP



Official Basketball Box Score - Final  
**Winthrop at Virginia Tech**  
 11/11/24 Cassell Coliseum, Blacksburg, Va.  
 2024-25 Men's Basketball

Game Time: 7:01 PM  
 Game Duration: 2:11  
 Attendance: 4,157

Officials: Roger Ayers, Justin Porterfield, Trey Shyros

Winthrop - 52

Record: 2-1

NO. Name	Min	FG	3P	FT	Rebounds	Fouls	TP	AS	TO	ST	Blocks	+/-
		M-A	M-A	M-A	OR DR TOT	PF FD					BS BA	
4 Kelton Tallford	F 29:28	3-4	0-0	3-4	1 2 3	3 3	9	0	2	1	0	-12
12 K.J. Doucet	F 30:20	7-12	3-4	0-2	2 4 6	4 2	17	0	3	0	0	-6
15 Tommy Kamarad	F 17:31	1-3	0-2	0-0	2 0 2	3 2	2	1	1	1	0	-6
11 Kaseen Harrison	G 32:24	8-14	1-5	2-3	0 1 1	3 5	19	2	4	0	0	-7
55 Bryce Baker	G 24:33	0-8	0-0	0-0	1 6 7	1 0	0	2	0	0	0	0
10 Nick Johnson	22:27	0-5	0-3	2-4	0 3 3	2 3	2	2	0	0	1	-2
21 Tai Hamilton	02:57	0-0	0-0	0-0	1 2 3	0 0	0	0	0	0	2	3
3 Paul Jones III	16:30	1-8	1-8	0-0	1 0 1	1 0	3	0	0	0	0	-7
2 Ryan Jolly	10:02	0-2	0-0	0-0	0 0 0	0 0	0	0	1	0	0	-3
1 Isaiah Wilson	06:14	0-0	0-0	0-0	0 1 1	0 0	0	0	0	1	0	1
51 Logan Duncomb	07:35	0-2	0-0	0-0	0 1 1	0 2	0	0	0	0	0	3
Team					3 1 4		0	0				
Totals		20-58	5-32	17-13	11 21 32	17 17	52	8	11	2	3 3	-6

Technical Fouls: NONE

Virginia Tech - 58

Record: 3-0

NO. Name	Min	FG	3P	FT	Rebounds	Fouls	TP	AS	TO	ST	Blocks	+/-
		M-A	M-A	M-A	OR DR TOT	PF FD					BS BA	
1 Tobin Lawal	F 29:16	3-6	0-2	4-7	4 6 10	2 7	10	0	2	2	2	9
34 Mylajael Poteat	F 25:22	1-7	0-1	3-4	1 2 3	4 5	10	0	0	0	2	3
2 Jaden Schutt	G 27:52	6-11	5-10	0-1	0 2 2	3 5	17	1	2	0	0	-1
3 Jaydon Young	G 32:12	2-11	2-8	0-0	0 3 3	0 0	6	3	2	0	0	-1
7 Brandon Rechsteiner	G 21:28	1-4	0-3	2-2	0 1 1	1 1	4	2	0	1	0	9
13 Ben Burnham	10:44	1-3	0-1	0-0	0 2 2	1 0	2	0	0	0	0	-3
5 Patrick Wessler	14:14	2-4	0-0	0-0	2 4 6	3 0	4	0	1	0	0	2
11 Ben Hammond	18:33	1-4	1-3	3-4	0 0 0	1 2	6	1	0	2	0	-3
10 Tyler Johnson	20:20	2-7	0-1	0-0	6 4 10	2 4	0	4	0	1	1	15
Team					3 3 6		0	2				
Totals		19-57	8-29	12-18	16 27 43	17 17	58	9	13	6	3 3	6

Technical Fouls: NONE

	Eagles	Hokies
Biggest lead	4 (1 <sup>st</sup> 14:33)	9 (2 <sup>nd</sup> 3:33)
Best Scoring Run	8 (1 <sup>st</sup> 0:46)	8 (2 <sup>nd</sup> 4:58)
Lead Changes	11	0
Times Tied	2	0
Time with Lead	09:31	27:52

Points from Turnovers	Eagles	Hokies
Paint	30	20
Second Chance	8	15
Fast Breaks	5	2
Bench	5	16

Period by Period Scoring	1st	2nd	TOT
Eagles	25	27	52
Hokies	35	23	58

### GAME 2: USC UPSTATE



Official Basketball Box Score - Final  
**USC Upstate at Virginia Tech**  
 11/08/24 Cassell Coliseum, Blacksburg, Va.  
 2024-25 Men's Basketball

Game Time: 7:02 PM  
 Game Duration: 2:08  
 Attendance: 6,327

Officials: Clarence Armstrong, Ryan Sassano, Chase Saw

USC Upstate - 74

Record: 1-2

NO. Name	Min	FG	3P	FT	Rebounds	Fouls	TP	AS	TO	ST	Blocks	+/-
		M-A	M-A	M-A	OR DR TOT	PF FD					BS BA	
10 Daniel Heltterhoff	F 22:09	3-3	1-1	0-0	1 2 3	4 3	7	0	3	0	0	-29
4 Carmelo Adkins	G 36:12	6-7	2-2	4-6	0 4 4	1 4	18	1	0	0	0	-9
5 Mister Dean	G 26:08	9-14	1-3	1-2	3 2 5	3 1	20	0	3	2	2	10
11 Karmani Gregory	G 34:49	6-13	2-3	1-2	0 4 4	0 4	15	8	5	0	0	-20
24 Chico Johnson	G 25:56	1-7	1-5	0-0	1 2 3	2 0	3	1	1	0	0	-23
3 Bri Harris	19:50	1-6	1-5	0-0	0 3 3	2 1	3	5	1	0	0	-4
12 Broylin Garcia	19:15	1-2	0-0	3-3	0 1 1	5 2	5	0	0	4	1	0
0 Andrew McConnell	03:13	0-0	0-0	0-0	0 0 0	0 0	0	0	0	0	0	-1
2 Isaiah Skinner	12:28	1-3	1-2	0-0	0 0 0	5 1	3	0	0	0	0	-23
Team					0 2 2		0	0				
Totals		28-55	9-21	19-13	5 20 25	22 16	74	15	17	3	3 3	-19

Technical Fouls: NONE

Virginia Tech - 83

Record: 2-0

NO. Name	Min	FG	3P	FT	Rebounds	Fouls	TP	AS	TO	ST	Blocks	+/-
		M-A	M-A	M-A	OR DR TOT	PF FD					BS BA	
1 Tobin Lawal	F 24:35	4-6	0-2	2-2	3 5 8	2 4	10	0	1	0	2	11
34 Mylajael Poteat	F 27:11	6-8	0-0	7-9	2 3 5	3 6	19	1	2	0	0	21
2 Jaden Schutt	G 27:18	3-8	1-4	3-6	1 2 3	3 3	10	4	1	2	0	14
3 Jaydon Young	G 32:04	4-13	4-7	2-2	0 2 2	0 1	14	2	0	0	0	13
7 Brandon Rechsteiner	G 26:07	7-12	3-5	2-2	1 0 1	2 1	19	4	1	0	0	8
13 Ben Burnham	16:01	0-2	0-0	1-2	3 2 5	2 2	1	0	1	0	0	-2
5 Patrick Wessler	08:38	0-1	0-0	0-0	0 0 0	1 1	0	0	1	0	1	6
10 Tyler Johnson	21:28	5-7	0-1	6-7	1 3 4	1 4	16	1	0	0	0	19
11 Ben Hammond	13:53	2-4	0-1	0-0	0 2 2	0 4	2	0	0	1	0	0
10 Ryan Brown Jr.	00:55	0-1	0-0	0-0	0 0 0	0 0	0	0	0	0	0	-2
21 Ryan Jones Jr.	00:55	0-0	0-0	0-0	0 0 0	0 0	0	0	0	0	0	-2
22 Connor Serven	00:55	0-0	0-0	0-0	0 0 0	0 0	0	0	0	0	0	-2
Team					1 1 2		0	0				
Totals		31-62	8-21	23-30	12 20 32	16 22	93	14	7	3	3 3	19

Technical Fouls: NONE

	SCU	Hokies
Biggest lead	14 (1 <sup>st</sup> 13:26)	21 (2 <sup>nd</sup> 0:57)
Best Scoring Run	16 (1 <sup>st</sup> 13:26)	11 (1 <sup>st</sup> 10:02)
Lead Changes	2	0
Times Tied	2	0
Time with Lead	15:34	22:02

Points from Turnovers	SCU	Hokies
Paint	32	38
Second Chance	7	17
Fast Breaks	5	6
Bench	11	21

|--|

## VIRGINIA TECH MEN'S BASKETBALL

## BOX SCORES

## GAME 5: JACKSONVILLE



Official Basketball Box Score - Final  
Jacksonville at Virginia Tech  
11/20/24 Cassell Coliseum, Blacksburg, Va.  
2024-25 Men's Basketball

Game Time: 7:01 PM  
Game Duration: 1:58  
Attendance: 4,441

Officials: Bert Smith, Lee Cassell, Itoe Aranj

Jacksonville - 74

Record: 3-2

NO.	Name	Min	FG	3P	FT	Rebounds	Fouls	TP	AS	TO	ST	Blocks	+/-
			M-A	M-A	M-A	OR DR TOT	PF FO					BS BA	
0	Stephon Payne III	F 22:39	3-4	0-0	0-0	0 5 5	3 2 2	6	1	6	2	1 0 0	5
9	Kendall Munson	F 07:43	4-4	0-0	1-1	0 0 0	4 1 1	9	0	0	0	0 0 0	17
5	Zach Bell	G 27:13	2-3	1-2	0-0	0 3 3	3 0 0	5	1	2	1	0 0 0	14
8	Jakari Spence	G 27:03	1-7	1-4	2-3	0 2 2	1 4 5	4	0	0	0	0 0 0	3
13	Robert McCray	G 34:56	8-13	0-2	1-2	1 3 4	2 2 17	8	4	4	2	1 0 0	15
16	Zimi Nwokedi	27:16	7-13	4-8	1-2	3 6 9	1 2 19	0	1	1	1	0 0 0	11
1	Chris Arias	23:26	1-4	1-4	0-0	0 3 3	0 0 3	1	0	1	0	0 0 0	2
3	Donovan Rivers	14:26	5-6	0-0	0-0	2 1 3	0 0 10	0	0	0	1	3 0 0	-1
11	Kent Jackson	07:24	0-4	0-3	0-0	0 0 0	1 0 0	1	0	0	0	0 0 0	-4
23	Enrico Borio	07:55	0-2	0-2	0-0	0 1 1	0 0 0	0	1	0	0	0 0 0	-12
Team						3 0 3		0	1				
Totals			31-60	7-25	5-8	9 24 33	18 11	74	17	14	8	6 0 10	

Technical Fouls: NONE

Virginia Tech - 64

Record: 3-2

NO.	Name	Min	FG	3P	FT	Rebounds	Fouls	TP	AS	TO	ST	Blocks	+/-
			M-A	M-A	M-A	OR DR TOT	PF FO					BS BA	
1	Tobi Lawal	F 30:36	6-9	1-1	1-3	1 3 4	2 3 14	1	5	0	0	0 0 0	-4
34	Mylijael Poteat	F 23:24	5-8	0-0	5-8	6 2 8	2 5 15	3	2	0	0	2 2 -15	
2	Jaden Schutt	G 32:11	1-7	1-6	0-0	0 4 4	1 1 3	3	0	2	0	0 0 -12	
7	Brandon Rechsteiner	G 31:43	4-6	3-5	0-1	1 2 4	2 11 3	3	0	5	1	0 0 -2	
10	Tyler Johnson	G 19:48	1-5	0-1	1-1	1 0 1	0 2 3	2	0	1	0	1 0 -2	
11	Ben Hammond	08:17	0-1	0-0	1-2	0 1 1	0 2 3	1	0	2	0	0 0 -8	
13	Ben Burnham	18:11	2-8	0-2	2-3	1 4 5	0 2 6	3	0	1	0	2 0 -5	
3	Jaydon Young	28:01	3-9	1-3	2-2	0 1 1	1 1 9	1	1	0	0	1 0 -6	
5	Patrick Wessler	07:49	1-3	0-0	0-0	2 3 5	1 0 2	0	1	0	0	0 0 4	
Team						0 2 2		0	0				
Totals			23-56	6-18	12-20	12 21 33	11 16	64	16	15	0	6 0 -10	

Technical Fouls: NONE

JU		Hokies		Points from		Turnovers		Period by Period Scoring	
Biggest lead		10 (2 <sup>nd</sup> 3:15)		11 (1 <sup>st</sup> 2:20)		Paint		1st 2nd TOT	
Best Scoring Run		8 (2 <sup>nd</sup> 18:06)		8 (1 <sup>st</sup> 10:08)		Second Chance		JU 29 45 74	
Lead Changes		10				Fast Breaks		Hokies 39 25 64	
Times Tied		8				Bench			
Time with Lead		14:35		18:35					

## GAME 6: MICHIGAN



Official Basketball Box Score - Final  
Michigan at Virginia Tech  
11/25/24 Suncoast Credit Union Arena, Fort Myers, Fla.  
2024-25 Men's Basketball

Game Time: 6:00 PM  
Game Duration: 2:10  
Attendance: 3,550

Officials:

Michigan - 75

Record: 5-1

NO.	Name	Min	FG	3P	FT	Rebounds	Fouls	TP	AS	TO	ST	Blocks	+/-
			M-A	M-A	M-A	OR DR TOT	PF FO					BS BA	
1	Danny Wolf	F 27:35	1-4	0-2	2-3	5 6 11	3 2 4	4	4	5	2	1 0 0	4
50	Vladislav Goldin	C 21:47	3-6	0-0	2-4	2 2 4	3 4 8	2	3	1	3	0 0 11	
3	Tre Donaldson	G 29:26	3-11	2-6	1-2	0 0 0	0 4 9	2	0	1	0 0 0	14	
4	Nimari Burnett	G 20:53	3-7	3-6	0-0	1 1 1	3 1 9	0	0	1	0 0 0	5	
11	Roddy Gayle Jr.	G 30:31	6-13	2-6	6-6	1 3 4	2 4 20	4	3	0	1 0 0	8	
15	Rubin Jones	21:59	3-7	1-5	1-1	0 3 3	0 2 8	3	1	1	0 0 0	3	
24	Sam Walters	11:24	0-3	0-3	0-0	0 1 1	1 0 0	1	0	0	0 0 0	7	
2	L.J. Cason	16:54	3-5	1-3	0-0	1 2 3	3 1 7	1	2	0	0 0 0	2	
42	Will Tschetter	15:53	3-5	1-3	3-4	2 1 3	0 2 10	0	0	1	0 0 0	5	
10	Justin Phippen	02:44	0-1	0-0	0-0	0 0 0	0 0 0	0	0	0	0 0 0	3	
8	Phat Phat Brooks	00:54	0-0	0-0	0-0	0 0 0	1 0 0	0	0	0	0 0 0	-2	
Team						6 2 8		0	1				
Totals			25-62	10-34	15-20	17 21 38	16 20	75	17	15	7	5 0 12	

Technical Fouls: NONE

Virginia Tech - 63

Record: 3-3

NO.	Name	Min	FG	3P	FT	Rebounds	Fouls	TP	AS	TO	ST	Blocks	+/-
			M-A	M-A	M-A	OR DR TOT	PF FO					BS BA	
1	Tobi Lawal	F 27:40	2-3	1-1	9-10	1 2 3	2 5 14	0	3	1	0	1 0 -11	
34	Mylijael Poteat	F 23:11	2-3	0-0	4-6	3 4 7	2 3 8	0	4	0	0 0 0	-15	
2	Jaden Schutt	G 30:30	1-7	0-3	0-0	0 2 2	4 1 2	0	3	2	0 0 0	-15	
7	Brandon Rechsteiner	G 23:42	4-11	0-4	0-0	1 2 3	4 1 8	1	3	2	0 0 0	-3	
10	Tyler Johnson	G 21:02	1-6	0-2	0-0	3 3 6	2 2 2	1	1	0	0 0 0	-2	
11	Ben Hammond	18:58	1-6	1-1	5-6	0 1 1	2 3 8	3	0	1	0 0 0	-9	
3	Jaydon Young	25:48	5-13	2-6	0-0	0 2 2	1 0 12	0	3	1	0 0 0	-7	
5	Patrick Wessler	06:25	2-3	0-0	0-0	3 1 4	1 0 4	0	0	0	0 0 0	4	
13	Ben Burnham	22:44	2-6	0-0	1-2	2 2 4	2 1 5	0	0	0	0 0 0	-4	
Team						5 4 9		0	2				
Totals			20-58	4-17	19-24	18 23 41	20 16	63	5	19	7	0 5 -12	

Technical Fouls: NONE

Mich		VT		Points from		Period by Period Scoring			
Biggest lead	16 (2 <sup>nd</sup> 2:31)	11 (1 <sup>st</sup> 10:13)	Turnovers	15	11				
Best Scoring Run	7 (1 <sup>st</sup> 8:46)	10 (1 <sup>st</sup> 13:01)	Paint	28	22				
Lead Changes	6		Second Chance	10	11				
Times Tied	4		Fast Breaks	15	9				
Time with Lead	20:50	16:23	Bench	25	29				
</									

## GAME 7: SOUTH CAROLINA



Official Basketball Box Score - Final  
South Carolina at Virginia Tech  
11/27/24 Suncoast Credit Union Arena, Fort Myers, Fla.  
2024-25 Men's Basketball

Game Time: 6:00 PM  
Game Duration: 3:00  
Attendance: 3,500

Officials: Lee Cassell, KB Burdett, Tim Conne

South Carolina - 70

Record: 4-3

NO.	Name	Min	FG	3P	FT	Rebounds	Fouls	TP	AS	TO	ST	Blocks	+/-
			M-A	M-A	M-A	OR DR TOT	PF FO					BS BA	
5	Nick Pringle	F 16:28	1-2	0-0	0-0	1 5 6	3 2 2	2	0	0	0	0 0 5	
10	Myles Stute	F 19:53	1-4	1-4	1-2	1 0 1	1 2 4	1	1	0	0	0 0 -7	
30	Collin Murray-Boyles	F 32:52	7-12	0-3	2-4	3 5 8	2 8 16	2	4	3	2	1 3	
1	Jacobi Wright	G 29:37	1-5	1-4	4-6	0 3 3	3 3 7	2	1	0	0 0 0	9	
6	Jamari Thomas	G 25:37	2-7	2-6	3-5	0 1 1	3 3 9	0	1	0	0 0 0	13	
2	Zachary Davis	27:11	4-8	1-2	3-4	2 5 7	0 2 12	3	2	0	0 0 1	5	
15	Morris Ugusku	24:54	4-7	4-7	0-0	1 2 3	0 0 12	1	0	1	0 0 0	15	
23	Cam Scott	14:53	1-5	0-4	0-0	0 2 2	0 0 2	1	0	0	0 0 0	-1	
0	Jordan Butler	08:35	2-2	2-2	0-0	0 1 1	0 0 6	1	0	0	0 0 0	1	8
Team						1 4 5		0	1				
Totals			23-52	11-32	13-21	9 28 37	12 20	70	13	10	4	3 2 10	

Technical Fouls: NONE

Virginia Tech - 60

Record: 3-4

NO.	Name	Min	FG	3P	FT	Rebounds	Fouls	TP	AS	TO	ST	Blocks	+/-
			M-A	M-A	M-A	OR DR TOT	PF FO					BS BA	
1	Tobi Lawal	F 21:12	4-7	0-1	2-4	2 4 6	4 2 10	0	0	0	0	0 0 -14	
34	Mylijael Poteat	F 22:12	0-4	0-0	1-2	1 6 7	4 2 1	1	2	0	0 0 0	-3	
2	Jaden Schutt	G 29:54	3-9	2-4	3-3	0 4 4	1 2 11	2	1	2	0 0 0	-8	
7	Brandon Rechsteiner	G 30:03	4-13	2-5	0-0	0 3 3	2 3 10	4	1	0	0 0 0	-8	
10	Tyler Johnson	G 17:51	2-5	0-0	0-0	0 1 1	1 1 4	1	0	1	0 0 0	-1	
5	Patrick Wessler	10:43	2-3	0-0	0-0	1 0 1	2 0 4	0	0	0	1 1 0	-8	
3	Jaydon Young	28:14	5-9	2-5	0-0	0 3 3	4 0 12	1	0	0	0 0 0	-5	
11	Ben Hammond	15:04	0-4	0-1	0-0	0 2 2	0 0 0	1	1	1	0 0 0	-7	
13	Ben Burnham	22:18	3-5	2-2	0-0	0 1 1	2 2 8	0	3	1	1 0 0	-7	
22	Connor Serven	02:29	0-0	0-0	0-0	0 1 1	0 0 0	0	0	0	0 0 0	1	
Team						5 1 6		0	0				
Totals			23-59	8-18	6-9	9 26 35	20 12	60	10	9	5	2 3 -10	



## VIRGINIA TECH MEN'S BASKETBALL

## BOX SCORES

## GAME 9: PITT



Official Basketball Box Score - Final  
Pittsburgh at Virginia Tech  
12/07/24 Cassell Coliseum, Blacksburg, Va.  
2024-25 Men's Basketball

Game Time: 2:01 PM  
Game Duration: 3:02  
Attendance: 3,922

Officials: Roger Ayers, Greg Evans, Kellen Milne

Pittsburgh - 64

Record: 8-2 (1-0)

NO. Name	Min	FG	3P	FT	Rebounds	Fouls	TP	AS	TO	ST	Blocks	+/-
		M-A	M-A	M-A	OR DR TOT	PF FD					BS BA	
2 Cameron Corhen	F 35:26	3-4	0-0	0-0	3 3 6	2 3 6	2	2	1	3	0	-2
25 Guillermo Diaz Graham	F 31:24	3-9	1-7	2-2	3 4 7	3 2 9	2	4	0	2	0	6
55 Zack Austin	F 33:03	4-7	1-3	0-0	1 4 5	1 0 9	0	0	1	0	0	1
5 Ishmael Leggett	G 38:56	5-13	3-9	4-4	1 4 5	2 3 17	4	3	0	0	0	5
15 Jaland Lowe	G 39:34	6-16	1-5	6-6	0 5 5	1 9 19	2	3	4	0	0	7
3 Brandin Cummings	09:31	1-4	0-2	0-0	1 1 2	1 0 2	0	0	0	0	0	8
52 Amsal Dettale	06:07	1-1	0-0	0-0	0 0 0	0 0 2	0	0	0	0	0	2
4 Papa Amadou Kante	02:13	0-0	0-0	0-0	0 0 0	1 0 0	0	0	0	0	0	4
31 Jorge Diaz Graham	03:46	0-2	0-2	0-0	0 0 0	0 0 0	0	0	1	0	0	-6
Team					0 1 1	0 0	0	0				
Totals		23-56	6-28	12-12	9 22 31	11 17 64	10	12	7	5	0	5

Technical Fouls:NONE

Shooting By Period	1st FG%	2nd FG%	3rd FG%	4th FG%	GM FG%
1st FG%	12:26 46.2%				
3PT%	4-16 25.0%				
FT%	0-0 0%				
2nd FG%	11:30 36.7%				
3PT%	2-12 16.7%				
FT%	12-12 100%				
GM FG%	23-56 41.1%				
3PT%	6-28 21.4%				
FT%	12-12 100.0%				

Dead Ball Rebounds: 1

Virginia Tech - 59

Record: 3-6 (0-1)

NO. Name	Min	FG	3P	FT	Rebounds	Fouls	TP	AS	TO	ST	Blocks	+/-
		M-A	M-A	M-A	OR DR TOT	PF FD					BS BA	
1 Tobi Lawal	F 27:06	6-10	1-2	3-4	2 2 4	3 4 16	2	0	2	0	0	-5
34 Mylajael Poteat	F 18:04	1-2	0-0	1-2	2 2 4	2 2 3	0	2	1	0	0	8
2 Jaden Schutt	G 34:55	5-11	4-10	0-0	0 4 4	1 0 14	3	0	0	0	0	1
7 Brandon Rechsteiner	G 33:34	4-9	0-2	0-0	0 1 1	1 3 8	4	5	1	0	0	-2
10 Tyler Johnson	G 21:19	3-3	1-1	1-1	0 6 6	2 1 8	0	4	0	0	0	-2
3 Jaydon Young	23:46	1-6	1-5	0-0	0 1 1	1 0 3	2	1	0	0	0	-10
5 Patrick Wessler	05:07	1-3	0-0	0-0	0 1 1	4 0 2	0	2	0	0	1	-3
13 Ben Burnham	29:42	2-9	1-5	0-0	2 3 5	2 1 5	1	2	0	0	2	-10
11 Ben Hammond	06:26	0-0	0-0	0-0	0 1 1	1 0 0	0	1	1	0	0	-3
Team					2 1 3	0 0	0	0				
Totals		23-53	8-25	5-7	8 22 30	17 11 59	13	17	4	0	5	-5

Technical Fouls:NONE

Shooting By Period	1st FG%	2nd FG%	3rd FG%	4th FG%	GM FG%
1st FG%	15:29 51.7%				
3PT%	6-15 40.0%				
FT%	0-0 0%				
2nd FG%	8-24 33.3%				
3PT%	2-10 20.0%				
FT%	5-7 71.4%				
GM FG%	23-53 43.4%				
3PT%	8-25 32.0%				
FT%	5-7 71.4%				

Dead Ball Rebounds: 1

	UP	Hokies
Biggest lead	5 (2nd 0:06)	8 (1st 0:00)
Best Scoring Run	9 (1st 11:00)	9 (1st 2:55)
Lead Changes	5	
Times Tied	6	
Time with Lead	02:45	30:57

Points from Turnovers	UP	Hokies
Turnovers	17	10
Paint	28	26
Second Chance	6	11
Fast Breaks	6	6
Bench	4	10

Period by Period Scoring	1st	2nd	TOT
UP	28	36	64
Hokies	36	23	59

## GAME 10: NORTH CAROLINA A&amp;T



Official Basketball Box Score - Final  
North Carolina A&T at Virginia Tech  
12/12/24 Cassell Coliseum, Blacksburg, Va.  
2024-25 Men's Basketball

Game Time: 7:01 PM  
Game Duration: 1:48  
Attendance: 4,858

Officials: Lee Cassel, Tony Padilla, Ben Str

North Carolina A&T - 67

Record: 3-7

NO. Name	Min	FG	3P	FT	Rebounds	Fouls	TP	AS	TO	ST	Blocks	+/-
		M-A	M-A	M-A	OR DR TOT	PF FD					BS BA	
16 Nikolaos Chitkouf	F 28:04	5-13	0-0	3-6	4 2 6	2 4 13	1	1	1	2	0	-19
1 Ryan Forrest	G 33:47	3-13	0-3	8-11	1 1 2	0 7 14	0	1	1	0	2	-27
3 Camian Shell	G 32:06	1-2	0-0	0-0	0 0 0	3 3 2	2	2	0	0	0	-26
5 Jahnaathan Lamothe	G 37:39	5-11	0-3	4-7	1 10 11	1 8 14	3	2	3	0	0	-28
7 Landon Gasper	G 36:10	6-16	5-11	2-2	1 3 4	0 1 19	2	4	2	1	3	-27
31 Elastratos Kalliontzis	11:31	1-1	0-0	0-0	0 1 1	3 0 2	1	1	0	0	0	-5
15 Jalal McKie	12:34	0-1	0-1	0-0	0 2 2	1 0 0	0	0	1	0	0	-9
13 Jason Murphy	04:48	1-1	0-0	1-2	1 1 2	0 1 3	0	1	0	0	0	-5
11 Jordan Martin	01:07	0-0	0-0	0-0	0 0 0	0 0 0	0	0	0	0	0	2
20 Chanler Montgomery	01:07	0-0	0-0	0-0	0 0 0	0 0 0	0	1	0	0	0	2
33 Julius Reese	01:07	0-0	0-0	0-0	0 0 0	0 0 0	0	0	0	0	0	2
Team					1 1 2	0 0	0	0				
Totals		22-58	5-18	18-28	9 21 30	10 24 67	10	13	7	3	5	-28

Technical Fouls:NONE

Shooting By Period	1st FG%	2nd FG%	3rd FG%	4th FG%	GM FG%
1st FG%	12:27 44.4%				
3PT%	3-10 30.0%				
FT%	5-8 62.5%				
2nd FG%	10:31 32.3%				
3PT%	2-8 25.0%				
FT%	13-20 65%				
GM FG%	22-58 37.9%				
3PT%	5-18 27.8%				
FT%	18-28 64.3%				

Dead Ball Rebounds: 5

Virginia Tech - 95

Record: 4-6

NO. Name	Min	FG	3P	FT	Rebounds	Fouls	TP	AS	TO	ST	Blocks	+/-
		M-A	M-A	M-A	OR DR TOT	PF FD					BS BA	
1 Tobi Lawal	F 14:51	4-6	1-1	1-1	3 4 7	3 1 10	0	0	0	0	0	8
34 Mylajael Poteat	F 14:34	4-7	0-0	3-4	1 0 1	3 2 11	0	0	0	0	0	8
2 Jaden Schutt	G 24:40	2-7	2-7	0-0	0 4 4	0 4 0	6	2	1	0	0	10
7 Brandon Rechsteiner	G 19:28	2-10	1-7	1-1	0 0 0	0 1 6	5	4	0	0	1	8
10 Tyler Johnson	G 22:35	3-7	1-2	0-0	3 5 8	3 0 7	5	2	0	0	1	11
5 Patrick Wessler	17:00	5-6	0-0	3-5	1 5 6	3 1 13	1	1	0	0	1	20
13 Ben Burnham	21:38	3-7	2-5	0-0	1 5 9	3 1 8	2	2	2	2	0	24
3 Jaydon Young	12:07	1-5	1-4	0-0	0 1 1	1 0 3	3	0	0	0	0	16
11 Ben Hammond	23:04	6-6	3-3	2-2	0 1 1	3 1 17	4	3	5	0	0	21
4 Rodney Brown Jr.	21:04	5-7	3-5	0-0	0 6 6	1 0 13	2	2	0	0	0	28
21 Ryan Jones Jr.	03:53	0-2	0-2	0-0	0 0 0	2 0 0	0	0	0	0	0	-2
22 Connor Serven	02:24	0-0	0-0	0-0	0 1 1	0 0 0	0	0	0	0	1	-3
8 Peter Carr	01:21	0-0	0-0	0-0	0 0 0	0 0 0	0	0	0	0	0	-3
9 Connor Venable	01:21	0-0	0-0	1-3	0 0 0	0 0 1	1	0	0	0	0	-3
Team					4 0 4	0 0	0	1				
Totals		35-70	14-36	11-16	16 32 48	24 10 95	24	16	7	5	3	28

Technical Fouls:NONE

	Aggies	Hokies
Biggest lead	1 (1st 8:55)	31 (2nd 7:03)
Best Scoring Run	8 (2nd 19:29)	16 (1st 1:41)
Lead Changes	2	
Times Tied	0	
Time with Lead	00:44	39:01

Points from Turnovers	Aggies	Hokies
Turnovers	19	22
Paint	28	40
Second Chance	9	25
Fast Breaks	2	15
Bench	5	55

Period by Period Scoring	1st	2nd	TOT
Aggies	32	35	67
Hokies	52	43	95

## GAME 11: NAVY



Official Basketball Box Score - Final  
Navy at Virginia Tech  
12/15/24 Cassell Coliseum, Blacksburg, Va.  
2024-25 Men's Basketball

Game Time: 12:01 PM  
Game Duration: 2:05  
Attendance: 4,381

Officials: Bill Covington Jr., Rick Crawford, Tony Chazzi

Navy - 72

Record: 3-8

NO. Name	Min	FG	3P	FT	Rebounds	Fouls	TP	AS	TO	ST	Blocks	+/-
		M-A	M-A	M-A	OR DR TOT	PF FD					BS BA	
30 Mike Woods	F 12:21	2-3	0-0	0-0	1 0 1	3 0 4	0	0	2	0	0	4
99 Aidan Kehoe	C 33:23	3-3	0-0	0-0	3 6 9	3 2 6	2	1	0	2	0	-9
1 Austin Benigni	G 36:37	5-11	1-2	2-2	1 4 5	2 13 13	3	3	1	1	0	-1
10 Jinwo Kim	G 17:44	2-3	1-2	7-8	1 0 1	3 6 12	2	1	0	0	0	6
21 Jordan Pernick	G 22:38	4-10	2-7	4-4	2 1 3	0 3 14	1	2	0	0	0	-6
12 Lyssander Rehnstrom	21:22	5-10	4-9	0-0	0 0 0	1 1 14	0	1	0	0	0	-1
11 Donovan Draper	30:02	3-7	1-3	2-2	5 4 9	2 3 9	1	4	1	0	1	-6
8 Sam Krist	05:42	0-0	0-0	0-0	0 0 0	2 0 0	0	0	1	0	0	0
15 Carnegie Johnson	03:23	0-1	0-1	0-0	0 0 0	0 0 0	0	0	0	0	0	-7
3 Cam Cole	12:34	0-3	0-3	0-0	2 0 2	0 1 0	2	1	0	0	0	-9
17 Jack Medallie	04:14	0-0	0-0	0-0	0 0 0	0 0 0	0	1	1	0	0	-5
Team					0 0 0	0 0	0	1				
Totals		24-51	9-27	15-16	15 15 30	16 18 72	12	16	4	3	1	-8

Technical Fouls:NONE

Shooting By Period	1st FG%	2nd FG%	3rd FG%	4th FG%	GM FG%
1st FG%	13-18 72.2%				
3PT%	5-9 55.6%				
FT%	10-11 90.9%				
2nd FG%	11-33 33.3%				
3PT%	4-18 22.2%				
FT%	5-5 100%				
GM FG%	24-51 47.1%				
3PT%	9-27 33.3%				
FT%	15-16 93.8%				

Dead Ball Rebounds: 0

Virginia Tech - 80

Record: 5-6

Rebounds												
NO. Name	Min	FG	3P	FT	Rebounds	Fouls	TP	AS	TO	ST	Blocks	+/-
		M-A	M-A	M-A	OR DR TOT	PF FD					BS BA	
1 Tobi Lawal	F 21:16	0-2	0-0	2-2	3 0 3	0 3 2	2	0	1	1	1	2
34 Mylajael Poteat	F 18:37	4-6	0-0	4-6	1 1 2	3 4	12	1	1	0	0	13
2 Jaden Schutt	G 20:44	2-6	2-5	5-5	0 0 0	5 3	11	0	1	1	0	-1
7 Brandon Rechsteiner	G 19:09	1-4	0-2	0-0	0 0 0	0 0	2	4	2	0	0	0
10 Tyler Johnson	G 18:50	2-4	1-2	2-2	0 3 3	3 3	1	7	1	1	0	0
5 Patrick Wessler	G 18:24	2-4	0-0	0 1 2	3 0	2 4	4	0	0	0	0	-5
4 Rodney Brown Jr.	E 23:30	4-9	3-4	0-0	4 4 1	0 10	11	3	1	2	0	11
11 Ben Hammond	E 20:51	4-6	1-1	2-2	0 1 1	0 1	11	3	2	1	0	8
13 Ben Burnham	E 21:43	7-9	2-3	1-1	1 0 1	3 1	17	1	0	0	0	6
3 Jaydon Young	E 10:56	1-1	1-1	0-0	0 0 0	3 1	3	0	1	0	0	0
Team					2 1 3	0	0	1				
Totals		27-51	10-18	16-18	8 12 20	18 16	80	13	10	7	1	3 8

## VIRGINIA TECH MEN'S BASKETBALL

## BOX SCORES

## GAME 13: DUKE



Official Basketball Box Score - Final  
Virginia Tech at Duke  
12/31/24 Cameron Indoor Stadium, Durham, NC  
2024-25 Men's Basketball

Game Time: 4:30 PM  
Game Duration: 1:58  
Attendance: 9,311

Officials: Bert Smith, A.J. Desai, Eric Lewis

Virginia Tech - 65

Record: 5-8 (0-2)

NO.	Name	Min	FG	3P	FT	Rebounds	Fouls	TP	AS	TO	ST	Blocks	BS	BA	+/-
			M-A	M-A	M-A	OR DR TOT	PF FD								
1	Tobi Lawal	F 22:16	7-9	3-4	2-4	2 3 5	2 2 19	0	4	0	0	0	0	0	-16
34	Myijael Poteat	F 17:17	2-6	0-0	2-2	0 2 2	3 1 6	1	2	0	0	2	0	2	-17
2	Jaden Schutt	G 23:00	1-6	1-6	0-0	0 1 1	1 0 3	0	0	1	0	0	0	0	-18
10	Tyler Johnson	G 14:58	0-2	0-0	0-0	0 2 2	1 1 0	1	1	0	0	0	0	0	-17
11	Ben Hammond	G 21:53	1-3	0-0	0-0	1 3 4	1 2 2	3	3	0	0	0	0	0	-9
4	Rodney Brown Jr.	23:55	3-6	2-3	0-0	0 1 1	2 1 8	4	1	1	0	0	0	0	-9
5	Patrick Wessler	18:38	3-5	0-0	4-6	1 1 2	2 4 10	0	0	1	0	0	0	0	2
7	Brandon Rechsteiner	18:07	1-3	0-2	0-0	0 0 0	1 1 2	4	1	0	0	0	0	0	-14
13	Ben Burnham	17:46	4-7	1-3	0-0	0 0 0	0 0 0	1	9	1	0	0	0	0	-18
3	Jaydon Young	19:35	1-3	1-3	3-3	0 2 2	1 2 6	0	0	2	0	0	0	0	-2
22	Connor Serven	02:35	0-0	0-0	0-0	0 0 0	0 0 0	0	0	0	0	0	0	0	3
Team						1 2 3				0	0				
Totals			23-50	8-21	11-15	5 17 22	14 15	65	14	12	5	0	4	2	23

Technical Fouls:NONE

Duke - 88

Record: 11-2 (3-0)

NO.	Name	Min	FG	3P	FT	Rebounds	Fouls	TP	AS	TO	ST	Blocks	BS	BA	+/-
			M-A	M-A	M-A	OR DR TOT	PF FD								
2	Cooper Flagg	F 29:58	9-14	2-4	4-4	0 3 3	2 4 24	6	1	4	1	0	0	0	30
9	Khaman Maluach	C 14:31	1-2	0-1	0-0	1 3 4	2 0 2	0	2	0	0	0	0	0	2
5	Tyrese Proctor	G 29:44	4-9	1-5	4-4	1 1 2	4 13	5	0	1	0	0	0	0	21
7	Kon Knuppel	G 24:54	4-10	2-7	3-3	0 2 2	2 13	0	1	0	0	0	0	0	25
14	Sion James	G 25:46	5-7	0-1	0-0	4 7 11	1 1 10	2	2	2	1	0	0	0	21
1	Caleb Foster	19:06	0-2	0-0	2-2	0 3 3	2 1 2	2	2	2	1	0	0	0	-1
6	Malik Brown	18:26	1-2	0-0	0-0	1 1 2	1 0 2	1	1	0	0	0	0	0	13
3	Isiah Evans	17:04	4-7	4-7	0-0	0 4 4	0 0 12	2	0	0	0	0	0	0	6
18	Mason Gillis	10:25	3-5	2-4	2-2	2 0 2	1 2 10	1	0	0	0	0	0	0	-7
21	Patrick Ngongba	06:40	0-0	0-0	0-0	0 0 0	2 0 0	0	0	0	0	0	0	0	8
8	Darren Harris	03:26	0-0	0-0	0-0	0 0 0	1 0 0	0	0	0	0	0	0	0	-3
Team						1 1 2				0	0				
Totals			31-58	11-29	15-15	10 25 35	15 14	88	19	9	7	4	0	23	

Technical Fouls:NONE

	Hokies	Duke				
Biggest lead	2 (1 <sup>st</sup> 15:44)	28 (2 <sup>nd</sup> 1:21)				
Best Scoring Run	6 (1 <sup>st</sup> 2:57)	9 (1 <sup>st</sup> 4:19)				
Lead Changes	8	5				
Times Tied	4	1				
Time with Lead	04:25	30:41				
Points from Turnovers	8	18				
Paint	22	38				
Second Chance	3	17				
Fast Breaks	2	8				
Bench	35	26				
			Period by Period Scoring			
			1st	2nd	TOT	
			Hokies	27	38	65
			Duke	37	51	88

## GAME 15: STANFORD



Official Basketball Box Score - Final  
Virginia Tech at Stanford  
01/06/25 Maples Pavilion, Stanford  
2024-25 Men's Basketball

Game Time: 6:00 PM  
Game Duration: 1:56  
Attendance: 3,262

Officials: Roger Ayers, Tony Padilla, Clare Aubry

Virginia Tech - 59

Record: 6-9 (1-3)

NO.	Name	Min	FG	3P	FT	Rebounds	Fouls	TP	AS	TO	ST	Blocks	BS	BA	+/-
			M-A	M-A	M-A	OR DR TOT	PF FD								
1	Tobi Lawal	F 26:00	6-11	0-2	3-4	1 4 5	2 4 15	0	0	0	0	0	0	0	-13
34	Myijael Poteat	F 20:18	6-11	0-0	0-1	0 3 3	2 1 12	0	0	0	0	0	0	0	3
2	Jaden Schutt	G 33:30	0-2	0-2	0-0	0 4 4	3 0 0	1	1	0	0	0	0	0	-12
7	Brandon Rechsteiner	G 26:36	2-6	0-2	0-0	1 1 2	0 0 4	3	2	0	0	0	0	0	-9
10	Tyler Johnson	G 18:21	1-2	0-0	0-1	0 1 1	3 1 2	0	1	0	0	0	0	0	3
5	Patrick Wessler	06:52	1-3	0-0	0-0	0 1 1	1 0 2	0	1	0	0	0	0	0	-5
4	Rodney Brown Jr.	26:41	1-5	0-0	0-0	1 3 4	3 4 2	3	3	1	0	0	0	0	-11
13	Ben Burnham	26:50	7-10	4-5	0-0	1 3 4	0 0 18	1	1	1	0	0	0	0	-7
3	Jaydon Young	14:52	2-6	0-3	0-1	0 0 0	2 1 4	0	1	1	0	0	0	0	2
Team						0 1 1				0	2				
Totals			26-56	4-14	3-7	4 21 25	16 11	59	8	10	3	1	1	0	-11

Technical Fouls:NONE

Stanford - 70

Record: 10-5 (2-2)

NO.	Name	Min	FG	3P	FT	Rebounds	Fouls	TP	AS	TO	ST	Blocks	BS	BA	+/-
			M-A	M-A	M-A	OR DR TOT	PF FD								
10	Chisom Okpara	F 06:28	0-1	0-0	0-0	0 0 0	1 0 0	0	0	3	0	0	0	0	-7
42	Maxime Raynaud	F 38:16	8-17	3-7	0-0	0 14 14	1 1 19	2	2	0	0	1	0	0	13
4	Oziyah Sellers	G 38:37	7-12	4-7	1-1	1 2 3	1 1 19	2	1	0	0	0	0	0	13
11	Ryan Agarwal	G 29:10	1-7	0-3	4-4	4 4 8	1 2 6	4	1	1	0	0	0	0	15
21	Jaylen Blakes	G 30:37	3-8	1-5	10-12	1 1 2	4 9 17	6	1	1	0	0	0	0	-2
3	Tallis Toure	01:44	0-0	0-0	0-0	0 0 0	0 0 0	0	0	0	0	0	0	0	-2
5	Benny Gealer	11:43	1-1	0-0	0-0	0 0 0	1 2 2	1	0	0	0	0	0	0	-7
52	Aidan Cammann	05:59	0-0	0-0	0-0	0 1 1	0 0 0	0	0	2	0	0	0	0	-3
33	Evan Sinson	09:53	0-1	0-0	0-1	0 1 1	0 1 0	0	0	0	0	0	0	0	-1
2	Donavin Young	23:33	3-5	1-1	0-0	2 1 3	2 0 7	0	1	0	0	0	0	0	21
Team						0 4 4				0	0				
Totals			23-52	9-24	15-17	8 28 36	11 16	70	15	11	2	1	1	11	

Technical Fouls:NONE

	VT	STA	Period by Period Scoring			
Biggest lead	12 (1 <sup>st</sup> 9:29)	11 (2 <sup>nd</sup> 0:28)				
Best Scoring Run	14 (1 <sup>st</sup> 9:29)	9 (2 <sup>nd</sup> 14:06)				
Lead Changes	8		VT	30	29	59
Times Tied	4					
Time with Lead	22:52	13:48	STA	25	45	70
Points from Turnovers	16	9				
Paint	38	20				
Second Chance	6	6				
Fast Breaks	2	3				
Bench	26	9				

## GAME 14: MIAMI



Official Basketball Box Score - Final  
Miami at Virginia Tech  
01/04/25 Cassell Coliseum, Blacksburg, Va.  
2024-25 Men's Basketball

Game Time: 2:01 PM  
Game Duration: 2:05  
Attendance: 4,022

Officials: Bill Covington Jr., Justin Porterfield, Trey Snyers

Miami - 85

Record: 4-10 (0-3)

NO.	Name	Min	FG	3P	FT	Rebounds	Fouls	TP	AS	TO	ST	Blocks	BS	BA	+/-
			M-A	M-A	M-A	OR DR TOT	PF FD								
2	Brandon Johnson	F 26:11	3-6	0-2	3-3	2 2 4	2 3 9	3	1	2	2	0	0	0	-13
1	Lynn Kidd	C 28:41	3-6	0-0	1-2	3 5 8	2 4 7	0	4	0	0	0	0	0	9
0	Matthew Cleveland	G 34:07	7-11	3-5	4-7	1 1 2	0 4 21	3	0	1	2	0	0	0	2
3	Jali Bethea	G 25:24	6-9	3-4	0-0	1 0 1	2 0 15	1	2	0	0	0	0	0	2
99	Divine Ugochukwu	G 28:06	3-5	0-0	1-2	0 1 1	2 1 7	7	1	1	0	0	0	0	-6
10	Paul Djibbet	14:44	3-4	0-0	2-2	0 2 2	2 8 1	2	0	1	0	0	0	0	3
5	Jalen Blackmon	13:30	2-3	0-1	0-0	0 1 1	1 0 4	2	1	1	0	0	0	0	1
11	A.J. Staton-McCray	06:40	0-4	0-2	0-0	0 0 0	0 0 0	0	0	0	0	0	0	0	0
23	Austin Swartz	13:59	5-7	2-3	0-1	0 2 2	1 1 12	1	0	1	0	0	0	0	-6
4	Isaiah Johnson-Arigo	08:38	1-1	0-0	0-0	0 1 1	1 1 2	1	0	0	0	0	0	0	3
Team						0 1 1				0	0				
Totals			33-56	8-17	11-17	7 16 23	13 16	85	19	11	7	6	0	0	-1

Technical Fouls:NONE

Virginia Tech - 86

Record: 6-8 (1-2)

NO.	Name	Min	FG		3P		FT		Reb		Fouls		TP	AS	TO	Blocks		ST	BS	+/-	Shooting By Period		
			M-A	M-A	M-A	M-A	OR	DR	OT	PF	FT	PF				FT	1st				FG	1st	FG
1	Tobi Lawal	F 30:13	8-10	0-1	6-6	3	4	6	2	5	22	5	3	0	0	1	0	1	9		1st FG	4.9	44.4%
34	Myijael Poteat	G 29:38	10-16	0-0	5-7	3	0	3	1	4	25	0	0	2	0	0	0	2	-4		FT%	4.6	66.7%
2	Jaden Schutt	G 27:14	3-9	3-8	0-0	0	1	1	2	4	9	4	1	0	0	0	0	0	0	2nd FG	16.30	53.3%	
10	Tyler Johnson	G 28:46	2-6	1-2	2-2	1	3	4	1	7	3	0	1	0	0	1	0	1	3		FT%	5.11	45.5%
11	Ben Hammond	G 31:12	2-4	1-1	0-0	0	4	4	2	1	5	8	3	2	0	0	0	0	1		FT%	9.9	100%
5	Patrick Wessler	04:58	2-2	0-0	0-0	1	0	1	3	0	4	0	0	0	0	0	0	0	0		GM FG%	32.59	54.2%
7	Brandon Rechsteiner	08:48	2-2	2-2	0-0	1	0	1	0	0	6	0	0	1	0	0	0	0	0		3PT%	9.20	45.0%
13	Ben Burnham	15:11	2-5	1-2	0-0	0	2	2	1	2	5	0	0	0	2	0	0	0	-3		FT%	13.15	96.7%
4	Anthony Brown Jr.	20:11	4-4	1-3	0-0	0	0	0	0	0	0	0	0	0	0	0	0	0	1		Dead Ball Rebounds: 2.0		
3	Jaydon Young	03:51	0-1	0-1	0-0	0	0	1	1	0	0	0	0	1	0	0	0	0	0				
									3 1 4														
Totals			32-59			9-20			13 11 18			29 16 13			96			23 11 8			0 6 1		

## VIRGINIA TECH MEN'S BASKETBALL

## BOX SCORES

## GAME 17: NC STATE



Official Basketball Box Score - Final  
**NC State at Virginia Tech**  
01/15/25 Cassell Coliseum, Blacksburg, Va.  
2024-25 Men's Basketball

Game Time: 7:01 PM  
Game Duration: 2:08  
Attendance: 5,633

Officials: A.J. Desai, Brian O'Connell, Brent Hampton

NC State - 76

Record: 9-8 (2-4)

NO. Name	Min	FG	3P	FT	Rebounds	Fouls	TP	AS	TO	ST	Blocks	+/-
		M-A	M-A	M-A	OR DR TOT	PF FD					BS BA	
34 Ben Middlebrooks	C 27:24	4-7	0-0	5-6	1 1 2	4 4	13	1	0	3	0 0	-1
3 Dontrez Styles	G 23:29	3-6	2-3	1-2	2 3 5	2 1	9	0	0	0	0 0	-2
8 Jayden Taylor	G 32:11	6-14	3-10	2-2	0 2 2	1 3	17	3	2	1	0 0	14
10 Marcus Hill	G 34:38	5-13	0-0	2-2	2 3 5	1 2	12	2	1	0	0 1	-9
12 Michael O'Connell	G 25:20	1-3	1-3	2-2	0 2 2	4 1	5	5	1	1	0 0	-6
11 Dennis Parker, Jr.	16:31	3-4	1-2	1-2	1 3 4	2 1	8	1	1	1	1 0	-1
4 Bron Pass	18:00	0-1	0-0	0-0	0 0 0	0 1	0	4	1	1	0 1	-2
33 Ismael Diouf	12:37	3-4	0-0	1-1	0 0 0	0 0	7	0	1	0	0 0	-2
2 Paul McNeil, Jr.	06:43	1-1	0-0	0-0	0 0 0	0 0	2	1	1	0	0 0	-12
5 Trey Parker	01:38	0-0	0-0	0-0	1 1 2	1 0	0	0	0	0	0 0	-2
7 Bryce Heard	01:30	1-1	1-1	0-0	0 0 0	0 0	3	0	0	0	0 0	4
Team					1 1 2	0	0	0	0			
Totals		27-54	8-19	14-17	8 16 24	18 15	76	17	8	7	1 2	-3

Technical Fouls: NONE

Virginia Tech - 79

Record: 8-9 (3-3)

NO. Name	Min	FG	3P	FT	Rebounds	Fouls	TP	AS	TO	ST	Blocks	+/-
		M-A	M-A	M-A	OR DR TOT	PF FD					BS BA	
1 Tobi Lawal	F 29:52	7-10	3-3	5-6	6 5 11	2 5	22	2	3	1	2 0	25
34 Mylajael Poteat	F 12:17	1-4	0-0	1-2	1 0 1	3 1	3	0	1	0	0 0	-7
3 Jaydon Young	G 21:43	3-9	1-5	1-1	0 1 1	3 2	8	4	0	1	0 0	-8
7 Brandon Rechsteiner	G 14:06	1-3	1-2	0-0	0 0 0	1 1	3	0	2	0	0 0	-10
10 Tyler Johnson	G 29:44	2-4	1-2	0-0	2 4 6	1 1	5	0	2	0	0 0	-2
4 Rodney Brown Jr.	27:51	1-5	1-2	1-2	1 1 2	0 2	4	2	2	0	0 0	-8
5 Patrick Wessler	07:54	2-3	0-0	1-1	3 1 4	2 1	5	0	0	1	0 0	-6
2 Jaden Schutt	26:33	6-10	3-6	2-2	1 4 5	1 3	17	2	1	0	0 0	0
13 Ben Burnham	26:36	4-11	1-2	3-3	1 4 5	3 2	12	1	0	2	0 1	4
22 Connor Serven	01:24	0-0	0-0	0-0	0 0 0	0 0	0	0	0	0	0 0	-5
Team					0 0 0	0	0	1				
Totals		27-59	11-22	14-17	15 20 35	16 18	79	11	12	5	2 1	3

Technical Fouls: Young 2<sup>nd</sup> 16:33

	Pack	Hokies	Points from Turnovers	Pack	Hokies	Period by Period Scoring
Biggest lead	15 (2 <sup>nd</sup> 18:10)	7 (1 <sup>st</sup> 7:46)	Turnovers	15	14	1st 2nd TOT
Best Scoring Run	15 (2 <sup>nd</sup> 18:10)	9 (2 <sup>nd</sup> 0:00)	Paint	32	30	
Lead Changes	8		Second Chance	13	22	Pack 45 31 76
Times Tied	6		Fast Breaks	6	2	Hokies 34 45 79
Time with Lead	25:51	11:26	Bench	20	38	

## GAME 19: GEORGIA TECH



Official Basketball Box Score - Final  
**Virginia Tech at Georgia Tech**  
01/22/25 McCamish Pavilion, Atlanta  
2024-25 Men's Basketball

Game Time: 7:00 PM  
Game Duration: 1:58  
Attendance: 3,668

Officials: Lee Cassell, Bill Covington, Jr., Matt Potter

Virginia Tech - 64

Record: 8-11 (3-5)

NO. Name	Min	FG	3P	FT	Rebounds	Fouls	TP	AS	TO	ST	Blocks	+/-
		M-A	M-A	M-A	OR DR TOT	PF FD					BS BA	
1 Tobi Lawal	F 32:07	5-13	3-7	0-0	1 5 6	2 0	13	1	2	0	0 1	-17
34 Mylajael Poteat	F 30:02	2-7	0-0	4-4	2 3 5	2 2	8	1	1	3	0 0	-5
2 Jaden Schutt	G 29:04	2-6	2-4	0-0	0 4 4	2 1	6	1	0	0	0 1	-5
10 Tyler Johnson	G 23:38	5-7	2-4	2-2	3 2 5	3 1	14	0	3	1	0 0	-11
11 Ben Hammond	G 16:16	1-6	0-2	0-0	1 1 2	1 0	2	2	0	0	0 0	2
7 Brandon Rechsteiner	24:15	3-6	1-4	0-0	1 0 1	1 0	7	6	5	1	0 0	-10
3 Jaydon Young	15:51	1-4	1-2	0-0	0 3 3	2 0	3	1	1	0	0 0	5
4 Rodney Brown Jr.	10:56	3-7	2-2	2-2	2 3 5	0 1	10	1	3	0	0 0	-2
5 Patrick Wessler	09:40	0-1	0-0	1-2	1 3 4	2 1	1	0	2	0	0 0	-1
13 Ben Burnham	08:11	0-2	0-1	0-0	1 1 2	2 0	0	0	0	0	0 1	9
Team					2 0 2	0	0	0				
Totals		22-59	11-26	9-10	14 25 39	17 6	64	13	17	5	0 3	-7

Technical Fouls: NONE

Georgia Tech - 71

Record: 9-11 (3-6)

NO. Name	Min	FG	3P	FT	Rebounds	Fouls	TP	AS	TO	ST	Blocks	+/-
		M-A	M-A	M-A	OR DR TOT	PF FD					BS BA	
11 Baye Ndongo	F 38:21	6-8	0-0	2-5	2 7 9	3 2	14	4	3	5	1 0	8
30 Ibrahim Souare	F 31:49	2-3	0-0	1-2	1 4 5	1 1	5	1	1	0	1 0	8
31 Duncan Powell	F 40:00	7-11	3-4	6-9	3 3 6	0 7	23	1	0	0	0 0	7
1 Nathanael George	G 38:18	3-9	2-6	3-4	0 4 4	1 4	11	7	3	3	0 0	8
2 Javian McCollum	G 37:27	5-16	1-7	5-6	0 3 3	0 3	16	4	3	0	0 0	13
12 Ryan Mutombo	09:53	1-2	0-0	0-0	0 0 0	1 0	2	1	0	0	1 0	-2
10 Darriion Sutton	04:12	0-2	0-0	0-0	0 0 0	0 0	0	0	0	1	0 0	-7
Team					1 1 2	0	0	0				
Totals		24-51	6-17	17-26	7 22 29	6 17	71	18	10	11	3 0	7

Technical Fouls: NONE

	VaTech	GeaTech	Points from Turnovers	VaTech	GeaTech	Period by Period Scoring
Biggest lead	2 (1 <sup>st</sup> 4:28)	9 (1 <sup>st</sup> 16:58)	Turnovers	12	20	1st 2nd TOT
Best Scoring Run	8 (1 <sup>st</sup> 8:57)	7 (1 <sup>st</sup> 11:30)	Paint	18	28	
Lead Changes	6		Second Chance	8	5	VaTech 35 29 64
Times Tied	5		Fast Breaks	8	14	GeaTech 39 32 71
Time with Lead	02:53	33:09	Bench	21	2	

## GAME 18: WAKE FOREST



Official Basketball Box Score - Final  
**Wake Forest at Virginia Tech**  
01/18/25 Cassell Coliseum, Blacksburg, Va.  
2024-25 Men's Basketball

Game Time: 2:00 PM  
Game Duration: 2:05  
Attendance: 5,922

Officials: Clarence Armstrong, Trey Styons, Jeff Por

Wake Forest - 72

Record: 14-4 (5-1)

NO. Name	Min	FG	3P	FT	Rebounds	Fouls	TP	AS	TO	ST	Blocks	+/-
		M-A	M-A	M-A	OR DR TOT	PF FD					BS BA	
25 TreVon Spillers	F 40:00	2-9	0-1	1-1	2 5 7	2 1	5	1	0	0	1 1	9
4 Elton Reid	C 21:53	2-3	2-2	0-0	0 2 2	4 1	6	1	2	0	0 0	3
6 Cameron Hildreth	G 33:39	7-13	1-3	6-8	0 3 3	0 6	21	1	1	0	1 1	3
8 Ty-Laur Johnson	G 27:30	2-5	0-2	4-4	0 2 2	2 2	8	3	1	3	0 0	5
23 Hunter Sallis	G 37:59	10-17	3-7	1-2	1 6 7	2 2	24	2	3	2	0 0	9
0 Omahia Bilew	06:34	0-2	0-1	0-0	0 0 0	3 0	0	0	0	0	0 0	5
2 Jake Harris	21:55	2-5	0-2	2-2	1 2 3	3 3	6	0	0	1	0 0	5
7 Parker Friedrichsen	10:30	1-3	0-1	0-0	0 1 1	2 0	2	0	0	0	0 0	6
Team					2 2 4	0	0	0				
Totals		26-57	6-19	14-17	6 23 29	18 15	72	8	7	6	2 2	9

Technical Fouls: NONE

Virginia Tech - 63

Record: 8-10 (3-4)

NO. Name	Min	FG	3P	FT	Rebounds	Fouls	TP	AS	TO	ST	Blocks	+/-
		M-A	M-A	M-A	OR DR TOT	PF FD					BS BA	
1 Tobi Lawal	F 33:01	4-8	1-2	1-2	2 10 12	3 1	10	1	2	1	0 0	-9
34 Mylajael Poteat	F 25:45	3-5	0-0	5-5	3 2 5	3 3	11	2	3	0	0 0	-7
3 Jaydon Young	G 08:10	1-4	0-2	0-0	0 1 1	1 0	2	0	0	0	0 0	-3
10 Tyler Johnson	G 32:52	3-6	0-1	3-3	3 7 10	2 4	9	3	1	1	1 0	-8
11 Ben Hammond	G 25:12	1-9	0-1	2-3	0 2 2	2 3	4	1	1	0	0 1	-11
2 Jaden Schutt	26:04	4-8	3-7	1-1	0 2 2	1 1	12	0	2	0	0 0	-2
5 Patrick Wessler	01:49	0-0	0-0	0-0	0 0 0	0 0	0	0	0	0	0 1	-1
7 Brandon Rechsteiner	14:48	3-7	2-5	2-2	0 0 0	2 2	10	2	3	0	0 0	2
13 Ben Burnham	21:58	1-4	0-1	1-3	0 0 0	0 3	3	0	0	0	0 1	-3
4 Rodney Brown Jr.	10:22	1-1	0-0	0-0	0 1 1	1 1	2	0	0	0	0 0	-5
Team					1 1 2	0	2					
Totals		21-52	6-19	15-19	9 26 35	16 18	63	9	14	2	2 2	-9

Technical Fouls: Coach 1<sup>st</sup> 15:00

	WF	Hokies	Points from Turnovers	WF	Hokies	Period by Period Scoring
Biggest lead	10 (1 <sup>st</sup> 6:50)	4 (2 <sup>nd</sup> 16:54)	Turnovers	14	5	1st 2nd TOT
Best Scoring Run	7 (1 <sup>st</sup> 8:14)	6 (1 <sup>st</sup> 10:48)	Paint	26	24	
Lead Changes	6		Second Chance	16	8	WF 31 41 72
Times Tied	2		Fast Breaks	5	5	Hokies 29 34 63
Time with Lead	33:54	04:08	Bench	8	27	

## GAME 20: CLEMSON



Official Basketball Box Score - Final  
**Clemson at Virginia Tech**  
01/25/25 Cassell Coliseum, Blacksburg, Va.  
2024-25 Men's Basketball

Game Time: 5:01 PM  
Game Duration: 1:56  
Attendance: 5,922

Officials: Tony Henderson, Mark Schnur, Isaac Barnett

Clemson - 72

Record: 17-4 (9-1)

NO. Name	Min	FG		3P		FT		Reb		Fouls		TP	AS	TO	Blocks		ST	+/-	Shooting By Period		
		M-A	M-A	M-A	M-A	OR	DR	PF	FF	BS	BA				1st	FG%			18-30	60.0%	
0 Viktor Lakhin	F 19:46	5-6	0-0	1-2	1	4	5	4	3	11	0	1	1	1	1	0	22		3PT%	5-11	45.5%
4 Ian Schieffelin	F 27:55	2-6	0-1	2-2	2	5	7	2	3	6	3	2	0	1	0	2	2		3PT%	0-1	0%
7 Chauncey Wiggins	F 33:46	6-11	4-6	0-1	0	5	5	2	1	16	0	0	0	0	0	0	13	2nd FG%	10-28	35.7%	
2 Dillon Hunter	G 18:25	1-2	0-1	1-2	0	1	1	1	3	2	3	1	0	0	0	0	-9		3PT%	2-10	20.0%
11 Jaeden Zackery	G 38:10	4-11	1-5	2-2	3	2	5	3	1	11	4	1	0	0	0	0	16		3PT%	9-12	75%
3 Jake Heldreider	18:26	2-7	2-5	0-0	1	0	1	1	2	6	0	0	0	0	0	0	9	GM FG%	29-58	48.3%	
10 Del Jones	23:32	5-7	0-0	3-4	1	4	5	0	2	13	2	1	0	0	0	0	13		3PT%	7-21	33.3%
6 Myles Foster	06:07	1-2	0-0	0-0	2	1	3	0	0	2	0	0	0	0	0	0	-4		3PT%	1-3	69.2%
14 Christian Reeves	03:49	1-2	0-0	0-0	1	0	1	1	1	2	0	0	0	0	0	1	0				
1 Chase Hunter	10:05	1-4	-0-3	0-0	0	0	0	0	1	0	2	2	0	1	0	0	13				
Team						0		2				0		3				Dead Ball Rebounds: 4			
Totals		28:58		7-21	9-13	11	24	35	17	15	72	12	8	2	2	1	15				



## VIRGINIA TECH MEN'S BASKETBALL

## BOX SCORES

## GAME 21: FLORIDA STATE



Official Basketball Box Score - Final  
Virginia Tech at Florida State  
01/29/25 Doran L. Tucker Center, Tallahassee  
2024-25 FSU Men's Basketball

Game Time: 7:00 PM  
Game Duration: 2:08  
Attendance: 5,441

Officials: Roger Ayers, Brian O'Connell, Justin Porterlet

Virginia Tech - 76

Record: 9-12 (4-6)

NO. Name	Min	FG	3P	FT	Rebounds	Fouls	TP	AS	TO	ST	Blocks	+/-
		M-A	M-A	M-A	OR DR TOT	PF FD					BS BA	
1 Tobi Lawal	28:48	6-11	1-2	4-9	6 7 13	1 5 17	2	2	1	0	1	9
34 Mylajael Poteat	25:33	3-5	0-0	3-4	2 1 3	1 2 9	1	1	2	1	0	16
2 Jaden Schutt	26:22	3-9	3-8	7-8	0 1 1	2 4 16	2	3	2	0	0	8
10 Tyler Johnson	25:45	2-6	0-2	3-7	3 3 6	1 4 7	1	0	0	0	0	4
11 Ben Hammond	23:36	2-6	1-3	1-2	0 2 2	3 2 6	2	1	2	0	2	9
5 Patrick Wessler	07:04	0-1	0-0	0-0	0 3 3	1 0 0	0	0	0	0	0	-4
3 Jaydon Young	15:00	3-6	3-5	0-0	0 4 4	1 0 9	1	1	2	0	0	5
4 Rodney Brown Jr.	12:53	1-6	0-3	0-0	0 4 4	1 0 2	3	0	0	0	1	3
7 Brandon Rechsteiner	16:24	3-4	2-2	0-0	0 0 0	2 0 8	1	0	0	0	0	1
13 Ben Burnham	16:29	1-4	0-1	0-0	0 1 1	0 0 2	0	1	0	0	0	-2
22 Connor Serven	02:06	0-0	0-0	0-0	0 1 1	0 0 0	0	0	0	0	0	1
Team					3 1 4	0 0						
Totals	24:58	10:26	18:30	14	28 42	13 17	76	13	10	9	1	4

Technical Fouls:NONE

Florida State - 66

Record: 13-8 (4-6)

NO. Name	Min	FG	3P	FT	Rebounds	Fouls	TP	AS	TO	ST	Blocks	+/-
		M-A	M-A	M-A	OR DR TOT	PF FD					BS BA	
1 Jamir Watkins	35:30	4-13	1-4	0-1	0 5 5	4 3 9	3	2	2	1	1	-11
10 Taylor Bol Bowen	28:03	6-8	2-3	0-0	2 7 9	1 0 14	0	1	1	0	1	-11
12 Malique Ewin	22:00	1-4	0-0	0-0	0 3 3	2 0 2	0	0	2	0	0	-14
5 Daquan Davis	27:32	3-6	2-2	0-1	0 3 3	5 3 8	4	5	0	0	0	-10
25 Justin Thomas	24:41	1-6	0-5	0-0	0 2 2	2 0 2	2	1	1	0	0	-12
0 Chandler Jackson	20:20	2-5	0-2	3-3	0 4 4	1 2 7	2	1	2	0	0	1
3 Bostyn Holt	10:44	2-3	0-0	3-5	2 2 4	0 3 7	2	0	0	0	0	5
7 Jerry Deng	13:56	4-10	3-8	2-2	1 3 4	0 1 13	0	0	0	0	0	2
21 Alier Makuk	09:59	1-3	0-0	0-0	0 3 3	2 1 2	0	0	0	1	0	8
11 Christian Nitu	06:26	1-4	0-1	0-0	0 0 0	0 0 2	0	0	0	1	0	-8
9 Anastasios Rozakias	01:09	0-0	0-0	0-0	0 0 0	0 0 0	0	0	0	0	0	0
Team					2 0 2	0 0						
Totals	25:62	8:25	9:12	10	29 39	17 13	66	13	11	6	4	1

Technical Fouls:NONE

	VT	FSU
Biggest lead	22 (2 <sup>nd</sup> 19:32)	0 (1 <sup>st</sup> 20:00)
Best Scoring Run	10 (1 <sup>st</sup> 15:06)	9 (2 <sup>nd</sup> 15:58)
Lead Changes	0	
Times Tied	1	
Time with Lead	38:22	00:00
Points from	VT	FSU
Turnovers	11	17
Paint	26	28
Second Chance	13	12
Fast Breaks	11	13
Bench	21	31
Period by Period Scoring		
1st	35	41
2nd	41	76
TOT		
VT	35	41
FSU	15	51
66		

## GAME 23: SMU



Official Basketball Box Score - Final  
SMU at Virginia Tech  
02/05/25 Cassell Coliseum, Blacksburg, Va.  
2024-25 Men's Basketball

Game Time: 9:00 PM  
Game Duration: 2:08  
Attendance: 8,021

Officials: Bert Smith, Tommy Morrissey, Tim Clougherty

SMU - 81

Record: 18-5 (9-3)

NO. Name	Min	FG	3P	FT	Rebounds	Fouls	TP	AS	TO	ST	Blocks	+/-
		M-A	M-A	M-A	OR DR TOT	PF FD					BS BA	
33 Matt Cross	33:13	7-14	2-6	5-5	3 4 7	1 3 21	2	1	2	0	1	3
24 Samet Yigitoglu	C 29:45	6-10	0-0	0-2	4 3 7	4 3 12	1	0	0	1	0	-2
0 B.J. Edwards	G 35:11	2-9	0-2	2-2	1 7 8	0 1 6	8	1	2	0	1	4
2 Boogie Miller	G 23:26	2-6	1-1	5-6	0 0 0	3 4 10	4	1	2	0	1	8
3 Chuck Harris	G 33:04	8-13	4-7	0-1	1 2 3	2 20 1	0	1	0	1	2	1
6 Karlo Oquendo	25:12	4-8	3-6	0-0	0 1 1	2 2 11	0	1	0	0	1	6
21 Yohan Traore	04:19	0-0	0-0	1-2	0 1 1	2 1 1	0	1	0	0	0	5
22 Keon Ambrose-Hylton	07:46	0-1	0-0	0-0	1 1 2	1 0 0	0	0	0	0	0	7
5 Tibet Gorener	03:44	0-0	0-0	0-0	0 0 0	0 0 0	0	0	0	0	0	0
20 Jerrell Colbert	04:20	0-0	0-0	0-0	0 0 0	2 0 0	0	0	0	0	0	-2
Team					2 1 3	0 0						
Totals	29:61	10:22	13:18	13	19 32	18 16	81	16	6	2	6	1

Technical Fouls:NONE

Virginia Tech - 75

Record: 10-13 (5-7)

NO. Name	Min	FG	3P	FT	Rebounds	Fouls	TP	AS	TO	ST	Blocks	+/-
		M-A	M-A	M-A	OR DR TOT	PF FD					BS BA	
1 Tobi Lawal	F 26:32	2-8	0-5	5-7	1 7 8	3 5 9	2	2	0	1	0	0
34 Mylajael Poteat	F 25:43	6-7	0-0	3-4	4 6 10	2 5 15	5	1	0	1	0	7
2 Jaden Schutt	G 32:35	5-13	3-6	2-2	0 2 2	3 1 15	0	2	1	0	1	-5
10 Tyler Johnson	G 30:52	3-6	1-3	1-2	3 2 5	3 1 8	1	1	0	1	0	-5
11 Ben Hammond	G 23:04	3-6	1-1	2-2	2 1 3	2 2 9	1	2	1	0	1	-1
5 Patrick Wessler	06:34	0-0	0-0	0-0	1 1 2	1 3 0	0	0	0	0	0	-9
3 Jaydon Young	16:33	1-3	0-1	0-0	0 0 0	0 0 2	3	1	1	0	0	-2
7 Brandon Rechsteiner	16:56	2-7	1-5	0-0	0 1 1	1 0 5	3	1	0	0	0	-5
13 Ben Burnham	21:11	5-9	2-4	0-0	2 2 4	1 1 12	1	0	0	2	1	-10
Team					1 1 2	0 0						
Totals	27:59	8:25	13:17	14	23 37	16 18	75	16	10	3	6	2

Technical Fouls:NONE

	SMU	Hokies
Biggest lead	9 (2 <sup>nd</sup> 1:23)	6 (1 <sup>st</sup> 17:43)
Best Scoring Run	10 (1 <sup>st</sup> 13:59)	7 (2 <sup>nd</sup> 0:20)
Lead Changes	9	
Times Tied	12	
Time with Lead	20:46	08:27
Points from	SMU	Hokies
Turnovers	12	7
Paint	38	28
Second Chance	15	15
Fast Breaks	5	0
Bench	12	19
Period by Period Scoring		
1st	35	46
2nd	46	81
TOT		
SMU	35	46
Hokies	35	40
75		

## GAME 22: VIRGINIA



Official Basketball Box Score - Final  
Virginia Tech at Virginia  
02/01/25 John Paul Jones Arena, Charlottesville  
Virginia vs Virginia Tech Men's Basketball

Game Time: 4:00 PM  
Game Duration: 2:08  
Attendance: 14,637

Officials: Bill Covington, Jr., Sean Hull, Michael Kitz

Virginia Tech - 75

Record: 10-12 (5-6)

NO. Name	Min	FG	3P	FT	Rebounds	Fouls	TP	AS	TO	ST	Blocks	+/-
		M-A	M-A	M-A	OR DR TOT	PF FD					BS BA	
1 Tobi Lawal	F 23:00	6-12	1-3	4-6	1 4 5	4 6 17	0	1	0	0	2	-3
34 Mylajael Poteat	F 22:26	2-4	0-0	3-6	0 2 2	1 3 7	3	1	0	2	0	3
2 Jaden Schutt	G 33:43	6-11	4-8	2-2	0 5 5	3 0 18	1	2	0	0	0	-1
10 Tyler Johnson	G 25:15	2-2	1-1	0-0	1 3 4	2 0 5	2	1	0	1	0	0
11 Ben Hammond	G 29:23	2-3	0-0	2-4	0 1 1	3 3 6	2	0	0	0	0	-5
13 Ben Burnham	27:17	3-10	2-4	0-0	2 4 6	1 0 8	0	1	1	1	2	3
5 Patrick Wessler	07:17	1-1	0-0	2-2	2 2 4	1 3 4	0	0	0	0	0	-1
7 Brandon Rechsteiner	11:08	1-1	1-1	0-0	0 0 0	3 0 3	3	1	1	0	0	6
3 Jaydon Young	16:27	2-4	2-4	1-3	0 3 3	0 0 2	7	0	0	0	0	4
4 Rodney Brown Jr.	04:04	0-0	0-0	0-0	0 0 0	0 0 0	1	0	0	0	0	-1
Team					0 1 1	0 0						
Totals	25:48	11:21	14:23	6	25 31	18 17	75	12	7	2	4	1

Technical Fouls:NONE

Virginia - 74

Record: 10-12 (3-8)

NO. Name	Min	FG	3P	FT	Rebounds	Fouls	TP	AS	TO	ST	Blocks	+/-
		M-A	M-A	M-A	OR DR TOT	PF FD					BS BA	
0 Blake Buchanan	F 15:18	2-2	0-0	0-1	0 4 4	3 1 4	0	1	0	1	0	-7
5 Jacob Colie	F 26:48	1-6	0-1	2-2	3 3 6	2 4 4	1	1	2	2	2	-4
7 Dai Dai Ames	F 27:33	5-8	0-2	1-1	0 2 2	1 4 11	1	1	0	0	0	-4
10 Taine Murray	G 29:19	4-8	2-3	0-0	0 6 6	1 1 10	2	0	0	0	1	5
11 Isaac McKneely	G 37:16	5-10	2-7	7-9	0 2 2	0 4 19	7	0	0	0	0	6
4 Andrew Rohde	31:48	4-11	2-5	2-2	0 2 2	2 4 12	7	0	1	0	1	-1
21 Anthony Robinson	14:38	2-3	0-0	2-3	0 4 4	4 3 6	0	0	0	0	0	8
23 TJ Power	03:53	0-1	0-1	0-0	0 2 2	1 0 0	1	0	0	0	0	-2
9 Ishan Sharma	13:27	3-5	2-4	0-0	0 0 0	0 0 8	0	0	0	0	0	-6
Team					1 1 2	0 1						
Totals	26:54	8:23	14:18	6	24 30	18 18	74	19	4	3	4	1

Technical Fouls:Coach 1<sup>st</sup> 15:54

	VAT	UVA
Biggest lead	13 (2 <sup>nd</sup> 6:32)	3 (1 <sup>st</sup> 17:23)
Best Scoring Run	9 (2 <sup>nd</sup> 6:32)	7 (2 <sup>nd</sup> 4:07)
Lead Changes	5	
Times Tied	4	
Time with Lead	35:44	01:59
Points from	VAT	UVA
Turnovers	5	11
Paint	24	28
Second Chance	9	5
Fast Breaks	1	12
Bench	22	26
Period by Period Scoring		
1st	37	75
2nd	37	74
TOT		
VAT	37	75
UVA	31	43
74		

Game Notes:Tech on UVA Coach at 15:54 coming onto the court early for TO \*

## GAME 24: NOTRE DAME



Official Basketball Box Score - Final  
Virginia Tech at Notre Dame  
02/08/25 Purcell Pavilion at the Jones Center, Notre Dame  
2024-25 Men's Basketball

Game Time: 1:00 PM  
Game Duration: 2:08  
Attendance: 6,995

Officials: Tony Henderson, A.J. Desai, Trey Slayton

Virginia Tech - 65

Record: 11-13 (6-7)

Original Record													Revised Record						
NO.	Name	Min	FG	3P	FT	Reb	OR	DR	Fouls	TP	AS	TO	ST	Blocks	+/-				
			M-A	M-A	M-A				PFF					BS BA					
1	Tobi Lawal	F 28:21	6-10	0-2	3-6	3 7 10	3	4	15	1	2	0	2	1	11				
34	Mylajael Poteat	F 23:13	2-3	0-0	2-2	0 4 4	4	3	6	0	2	2	0	1	3				
2	Jaden Schutt	G 34:45	2-8	1-6	2-2	3 1 4	1	0	7	2	1	1	0	0	0				
10	Tyler Johnson	G 31:13	3-6	2-4	1-2	0 2 2	2	1	9	0	0	4	1	0	2				
11	Ben Hammond	F 14:36	2-3	0-0	0-0	0 2 2	2	4	4	4	1	1	0	0	4				
3	Jaydon Young	14:02	1-8	0-5	0-0	1 0 1	1	1	0	2	2	1	1	0	2				
7	Brandon Reichsteiner	25:24	2-10	1-8	7-8	0 1 1	0	5	12	3	1	1	0	0	-2				
13	Ben Burnham	23:18	4-7	2-5	0-0	2 2 4	1	1	0	1	1	0	0	0	-5				
16	Petric Wessler	03:03	0-0	0-0	0-0	0 0 0	0	1	0	0	0	0	0	0	-6				
22	Connor Serven	02:05	0-1	0-1	0-0	1 0 1	1	0	0	0	0	0	0	0	1				
Team						2	1	3		0	0								
Totals						22-56	6-31	15-20	12	20	32	17	13	65	13	7	2	2	2
																1st FG% 11-29		37.9%	
																3PT% 2-15		13.3%	
																FT% 2-2		100%	
																2nd FG% 11-27		40.7%	
																3PT% 4-16		25.0%	
																FT% 13-18		72.2%	
																GM FG% 22-56		39.2%	
																3PT% 6-31		19.4%	
																FT% 15-20		75.0%	
																Dead Ball Rebounds: 2.0			

BOX SCORES

GAME 25: VIRGINIA



Official Basketball Box Score - Final  
Virginia at Virginia Tech  
02/15/25 Cassell Coliseum, Blacksburg, Va.  
2024-25 Men's Basketball

Game Time: 2:00 PM  
Game Duration: 1:58  
Attendance: 8,982

Officials: Eric Lewis, Justin Porterfield, Jeff Por

Virginia - 73

Record: 13-12 (6-8)

NO.	Name	Min	FG M-A	3P M-A	FT M-A	Rebounds OR DR TOT	Fouls PF	TP	AS	TO	ST	Blocks BS	BKBA	+/-
0	Blake Buchanan	F 25:58	0-0	0-0	1-2	0 7 7	3 1	1	0	0	0	1	0	-3
5	Jacob Colie	F 18:14	2-4	0-0	0-1	1 0 1	4 1	4	0	1	2	0	0	3
4	Andrew Rohde	G 24:39	1-3	1-3	4-4	0 4 4	2 7	9	2	0	0	0	0	7
7	Dai Dai Ames	G 35:47	5-9	1-4	0-0	0 0 0	1 0 1	11	5	1	1	1	0	-7
11	Isaac McKneely	G 34:29	7-16	6-14	2-2	0 3 3	2 2	22	1	1	1	0	0	-1
2	Elijah Saunders	17:30	2-8	2-6	2-2	2 2 4	1 2 9	0	1	0	0	0	0	-1
21	Anthony Robinson	18:18	4-5	0-0	7-8	3 4 7	2 4 15	0	1	0	2	1	7	
10	Taine Murray	15:57	1-2	0-1	0-0	0 2 2	1 1 2	2	2	0	0	0	1	4
9	Ishan Sharma	09:08	1-3	1-3	0-0	0 0 0	0 1 3	1	1	1	0	0	6	
Team						1 1 2		0 0						
Totals			23:50	11-31	16-19	7 23 30	18 14 73	18	8	5	4	2	3	

Technical Fouls: Rohde 2<sup>nd</sup>20:00Saunders 2<sup>nd</sup>20:00

Shooting By Period	1 <sup>st</sup>	2 <sup>nd</sup>	3 <sup>rd</sup>	4 <sup>th</sup>	OT
FG%	15-27	55.6%			
3PT%	7-15	46.7%			
FT%	3-5	60%			
FG%	8-23	34.8%			
3PT%	4-16	25.0%			
FT%	13-14	92.9%			
GM FG%	23-50	46.0%			
3PT%	11-31	35.5%			
FT%	16-19	84.2%			

Dead Ball Rebounds: 1, 0

Virginia Tech - 70

Record: 11-14 (6-8)

NO.	Name	Min	FG M-A	3P M-A	FT M-A	Rebounds OR DR TOT	Fouls PF BS	TP	AS	TO	ST	Blocks BS BA	+/-	
1	Tobi Lawal	F 31:22	7-11	2-2	7-9	0 7 7	3 6	23	2	1	0	0	1	2
34	Mylijael Poteat	F 24:23	2-3	0-0	0-0	0 4 4	1 0	4	0	3	0	1	0	-3
2	Jaden Schutt	G 17:47	1-3	1-2	0-0	1 2 3	2 0	3	1	0	0	0	0	4
10	Tyler Johnson	G 31:35	3-5	0-0	3-3	1 3 4	2 2	9	0	0	2	0	0	6
11	Ben Hammond	G 26:28	4-8	2-3	1-1	0 1 1	0 3	11	3	2	0	0	1	-1
3	Jaydon Young	15:01	2-7	2-6	2-2	1 0 1	2 1	8	0	0	0	0	0	-16
22	Connor Serven	01:33	0-0	0-0	0-0	0 0 0	0 0	0	0	0	0	0	0	-4
7	Brandon Rechsteiner	29:10	2-6	2-6	0-0	0 1 1	1 2	6	3	4	0	0	0	-2
13	Ben Burnham	22:42	2-7	1-5	1-2	1 2 3	1 2	6	2	0	1	1	0	-1
Team						3 1 4	0							
Totals			23-50	10-24	14-17	7 21 28	16 16	70	11	10	3	2	4	-3

Technical Fouls: Johnson 2<sup>nd</sup>20:00Brown Jr. 2<sup>nd</sup>20:00

Shooting By Period	1 <sup>st</sup>	2 <sup>nd</sup>	3 <sup>rd</sup>	4 <sup>th</sup>	OT
FG%	11-26	42.3%			
3PT%	4-11	36.4%			
FT%	7-9	77.8%			
FG%	12-24	50.0%			
3PT%	6-13	46.2%			
FT%	7-8	87.5%			
GM FG%	23-50	46.0%			
3PT%	10-24	41.7%			
FT%	14-17	82.4%			

Dead Ball Rebounds: 0, 1

	Cavs	Hokies							
Biggest lead	15 (1 <sup>st</sup> 6:38)	3 (1 <sup>st</sup> 17:26)	Points from Turnovers	Cavs	Hokies	Period by Period Scoring			
Best Scoring Run	7 (1 <sup>st</sup> 12:27)	7 (1 <sup>st</sup> 3:23)	Paint	17	12	1st	2nd	TOT	
Lead Changes	2		Second Chance	24	26	Cavs	40	33	73
Times Tied	3		Fast Breaks	13	11		Hokies	33	37
Time with Lead	35:25	01:33	Bench	7	4				
				28	20				

GAME 27: MIAMI

GAME 26: BOSTON COLLEGE



Official Basketball Box Score - Final  
Virginia Tech at Boston College  
02/18/25 Silvio O. Conte Forum, Chestnut Hill, Mass.  
Virginia Tech at Boston College

Game Time: 9:00 PM  
Game Duration: 1:42  
Attendance: 2,562

Officials: Tony Henderson, John Gaffney, Brian O'Connell

Virginia Tech - 36

Record: 11-15 (6-9)

NO.	Name	Min	FG	M-A	3P	M-A	FT	M-A	Rebounds	OR	DR	TOT	Fouls	PF	FD	TP	AS	TO	ST	Blocks	BS	BA	+/-	
	Tobi Lawal	F 28:45	3-10	1-4	0-0	3	7	10	2	6	7	1	4	2	0	1	-9							
34	Mylijael Poteat	F 23:34	5-9	0-0	0-0	1	4	5	1	1	10	1	1	0	1	0	-14							
2	Jaden Schutt	G 05:43	0-0	0-0	0-0	0	0	0	0	0	0	0	0	0	0	0	-7							
10	Tyler Johnson	G 28:16	3-9	1-2	0-0	2	4	6	3	0	7	1	2	1	0	2	-2							
11	Ben Hammond	G 31:28	3-7	1-3	0-0	0	0	0	0	3	7	2	3	4	0	1	-4							
3	Jaydon Young	27:36	0-6	0-4	1-2	1	0	1	0	1	1	2	2	0	0	0	-18							
7	Brandon Rechsteiner	20:31	0-4	0-3	0-0	1	1	2	1	0	0	1	2	1	0	1	-25							
13	Ben Burnham	22:54	1-4	0-3	2-2	1	4	5	4	1	4	1	2	1	0	0	-7							
22	Connor Serven	03:51	0-0	0-0	0-0	0	0	0	1	0	0	0	0	0	0	0	0							
5	Patrick Wessler	07:22	0-2	0-0	0-0	0	3	3	0	0	0	0	0	0	0	0	-4							
Team						1	3	4				0		1										
Totals			15:51	3-19	3-8	10	26	36	12	12	36	9	17	11	1	5	-18							

Technical Fouls: NONE

Shooting By Period	1 <sup>st</sup>	2 <sup>nd</sup>	3 <sup>rd</sup>	4 <sup>th</sup>	OT
FG%	5-25	20.0%			
3PT%	1-8	12.5%			
FT%	0-2	0%			
FG%	10-26	38.5%			
3PT%	2-11	18.2%			
FT%	3-6	50%			
GM FG%	15-51	29.4%			
3PT%	3-19	15.8%			
FT%	3-8	37.5%			

Dead Ball Rebounds: 4, 0

Boston College - 54

Record: 11-15 (3-12)

NO.	Name	Min	FG	M-A	3P	M-A	FT	M-A	Rebounds	OR	DR	TOT	Fouls	PF	FD	TP	AS	TO	ST	Blocks	BS	BA	+/-	
32	Chad Venning	F 24:53	4-7	0-0	0-1	0	4	4	2	3	8	0	3	1	1	0	13							
00	Chas Kelley III	G 24:58	2-4	0-2	0-0	0	4	4	2	0	4	2	1	1	1	0	2							
1	Dion Brown	G 21:52	1-4	0-1	0-0	2	2	4	3	0	2	3	2	1	0	0	6							
3	Roger McFarlane	G 30:50	2-5	1-3	1-2	1	3	4	2	2	6	2	0	3	1	0	7							
13	Donald Hand Jr.	G 34:21	7-18	2-9	0-0	0	2	2	1	2	16	1	3	0	0	1	7							
22	Jayden Hastings	15:07	4-4	0-0	0-0	1	4	5	0	2	8	0	0	0	2	0	5							
31	Elijah Strong	14:49	3-6	0-1	0-1	1	3	4	0	2	6	2	1	0	0	0	22							
5	Fred Payne	16:42	1-2	0-0	2-2	0	3	3	0	1	4	3	1	0	0	0	11							
7	Joshua Beadle	15:02	0-2	0-1	0-0	0	2	2	2	0	0	1	0	3	0	0	16							
10	Luka Toews	01:26	0-1	0-1	0-0	0	0	0	0	0	0	0	0	0	0	0	1							
Team						1	0	1			0		0											
Totals			24:53	3-18	3-6	6	27	33	12	12	54	14	11	9	5	1	18							

Technical Fouls: NONE

	VT	BC							
Biggest lead	1 (1 <sup>st</sup> 15:21)	22 (2 <sup>nd</sup> 8:28)	Points from	VT	BC	Period by Period Scoring			
Best Scoring Run	5 (2 <sup>nd</sup> 18:02)	12 (1 <sup>st</sup> 6:34)	Turnovers	9	12		1st	2nd	TOT
			Paint	22	32				
Lead Changes	2		Second Chance	4	6	VT	11	25	36
Times Tied	2		Fast Breaks	6	6	BC	26	28	54
Time with Lead	01:36	35:46	Bench	5	18				

GAME 28: LOUISVILLE



**TOBIN LAVAL**  
JR. • F • 6-8 • 215  
LONDON, ENGLAND  
VCU



**JADEN SCHUTT**  
R-SO. • G • 6-5 • 205  
YORKVILLE, ILL.  
DUKE



**JAYDON YOUNG**  
SO. • G • 6-4 • 205  
GOLDSBORO, N.C.  
GREENSBORO DAY SCHOOL



**RODNEY BROWN JR.**  
SO. • G • 6-6 • 185  
PERRIS, CALIF.  
CAL



**PATRICK WESSLER**  
R-SO. • C • 7-0 • 250  
MATTHEWS, N.C.  
COMBINE ACADEMY



**BRANDON RECHSTEINER**  
SO. • G • 6-1 • 190  
ACWORTH, GA.  
ETOWAH



**PETER CARR**  
FR. • G • 6-5 • 205  
WEST CHESTER, PA.  
WEST CHESTER EAST



**CONNER VENABLE**  
SO. • G • 6-3 • 195  
WASHINGTON, D.C.  
THE HEIGHTS SCHOOL



**TYLER JOHNSON**  
FR. • G • 6-5 • 215  
ORLANDO, FLA.  
OAK RIDGE



**BEN HAMMOND**  
FR. • G • 5-11 • 170  
FAIRFAX, VA.  
PAUL VI



**BEN BURNHAM**  
SR. • F • 6-7 • 220  
FORT MILL, S.C.  
COLLEGE OF CHARLESTON



**RYAN JONES JR.**  
FR. • F • 6-8 • 240  
GAINESVILLE, FLA.  
THE ROCK SCHOOL



**CONNOR SERVEN**  
GR. • F • 6-8 • 225  
PRAIRIE CITY, ILL.  
EASTERN MICHIGAN



**MYLYJAEEL POTEAT**  
GR. • F • 6-9 • 260  
REIDSVILLE, N.C.  
RICE



**MIKE YOUNG**  
HEAD COACH  
6TH SEASON



**J.D. BYERS**  
ASSISTANT COACH  
2ND SEASON



**KEVIN GILTNER**  
ASSISTANT COACH  
6TH SEASON



**CHRISTIAN WEBSTER**  
ASSISTANT COACH  
9TH SEASON