

































SYRACUSE (11-13, 5-8) AT MIAMI (5-18, 1-11)

Tuesday, February 11, 2025 • Watsco Center • Miami, Fla. • 7:00 p.m. • ACC Network

2024-25 SCHEDULE

November		
	4 LE MOYNE	W, 86-82
	12 COLGATE	W, 74-72
	16 YOUNGSTOWN STATE	W, 104-95 ^{2 OT}
UKG Legends Classic, Brooklyn, N.Y.		
	21 vs. Texas	L, 66-70
	22 vs. Texas Tech	L, 74-79
	27 CORNELL	W, 82-72
December		
SEC/ACC Challenge		
	3 at #3/3 Tennessee	L, 70-96
	7 at Notre Dame	L, 64-69
	10 UALBANY	W, 102-85
	14 GEORGETOWN	L, 71-75
Gotham Challenge, Brooklyn, N.Y.		
	21 vs. rv/rv Maryland	L, 60-87
	28 BUCKNELL	W, 75-63
	31 WAKE FOREST	L, 71-81
January		
	4 at Florida State	L, 74-90
	7 GEORGIA TECH	W, 62-55
	11 at Boston College	W, 79-71
	14 rv/rv LOUISVILLE	L, 61-85
	18 NOTRE Dame	W, 77-69
	22 at Clemson	L, 72-86
	25 PITTSBURGH	L, 73-77
	29 at Stanford	L, 61-70
February		
	1 at California	W, 75-66
	5 2/2 DUKE	L, 54-83
	8 BOSTON COLLEGE	W, 95-86 ^{3 OT}
	11 at Miami	7:00 p.m.
	15 NORTH CAROLINA	6:00 p.m.
	18 at Pittsburgh	7:00 p.m.
	26 NC STATE	7:00 p.m.
March		
	1 at Virginia Tech	12:00 p.m.
	4 at SMU	9:00 p.m.
	8 VIRGINIA	8:00 p.m.
	ACC Tournament, Charlotte, N.C.	
	11-15 ACC Tournament	TBA



Noah Reed
Malcolm Huckabee

Matt Park
Jim Satalin

Jordan Leonard
Ian Nicholas

SU Meets Miami In The Sunshine State

Syracuse attempts to build off a triple-overtime triumph when it plays at Miami on Tuesday, Feb. 11, at the Watsco Center.

Syracuse-Miami Series



- ✓ Syracuse owns a 21-12 advantage in the all-time series with Miami.
- ✓ The Orange won last year's encounter at home, 72-69.
- ✓ Syracuse has a 10-9 edge in games played at Miami.

Syracuse Notes

- ✓ Syracuse earned a season sweep of Boston College by beating the Eagles on Saturday, 95-86 in three overtimes.
- ✓ Junior **J.J. Starling** had 28 points against Boston College, including 10 in overtime.
- ✓ Graduate student **Eddie Lampkin** posted his ninth double-double, tallying 14 points and 18 rebounds in the victory.
- ✓ Senior forward **Jyäre Davis** scored all 16 of his points after the first intermission.

Miami Notes









- ✓ Miami is coming off an 88-78 loss at Louisville on Saturday.
- ✓ Senior guard **Matthew Cleveland** (16.1 ppg., 4.3 rpg.) has topped 20 points in five straight contests.
- ✓ The Hurricanes have missed graduate guard **Nijel Pack** (13.9 ppg., 3.0 rpg.), who has been out since the ninth game with a foot injury.
- ✓ Graduate student center **Lynn Kidd** (11.0 ppg., 6.8 rpg.) has had a productive season after transferring from Virginia Tech.

		vs.	
2024-25	Season		2024-25
11-13	W-L		5-18
5-5	Last 10		1-9
2-3	Last 5		1-4
74.3	PPG		75.0
77.7	OPP PPG		80.0
-3.4	Margin		-5.0
.452	FG %		.465
.452	FG % DEF		.496
.318	3PT %		.316
.333	3PT % DEF		.393
.684	FT %		.764
38.1	RPG		31.9
34.8	OPP RPG		33.6
+3.3	Margin		-1.7
13.1	Assists PG		12.5
12.6	Turnovers PG		10.6
1.0	A/TO Ratio		1.2
2.7	Blocks PG		3.2
4.8	Steals PG		6.2

SYRACUSE STORYLINES

- Syracuse improved to 3-0 in three overtime games by beating Boston College, 95-86.
- Eddie Lampkin** leads the ACC in offensive rebounds per game (3.4).
- Junior guard **J.J. Starling** averaged 27.0 points in the two Boston College contests.

SYRACUSE TOP EIGHT (based on minutes played)

2024-25					2024-25				
No.	Player	Pos.	Class	PPG RPG	No.	Player	Pos.	Class	PPG RPG
	2 J.J. Starling	G	Jr.	18.2 3.7		8 Elijah Moore	G	Fr.	5.7 1.6
Topped 20 points seven times this winter					8.6 ppg. in seven December games				
Collegiate-best 38 points against Youngstown					Had a career-high 24 points against #3 Tennessee				
	3 Lucas Taylor	F	Sr.	6.0 2.4		13 Jyäre Davis	F	Sr.	8.7 5.3
Had a career-high 7 boards against Pittsburgh					Scored 20 points at Notre Dame				
Posted a season-best 16 points vs. Wake Forest					Ranks third in squad rebound average (5.3)				
	4 Chris Bell	F	Jr.	9.5 2.0		44 Eddie Lampkin Jr.	C	Gr.	10.0 9.3
Tallied 18 points, six boards against UAlbany					Nine double-doubles				
Had 18 points off the bench at Florida State					10.8 rebounds per game in 13 ACC games				
	5 Jaquan Carlos	G	Sr.	6.0 2.0		6 Petar Majstorovic	C	Fr.	2.8 3.5
Season-high 12 assists vs UAlbany					Tallied a career-best 10 points versus Pittsburgh				
16 points versus Wake Forest, at Stanford					Seven rebounds in 13 minutes at Florida State				

2024-25 SYRACUSE BASKETBALL ROSTER

Alphabetical

No.	Name	Pos.	Ht.	Wt.	Yr.	Hometown (H.S./Prep/College)
4	Bell, Chris	F	6-7	192	Jr.	Concord, Calif. (De La Salle/Wasatch Academy)
5	Carlos, Jaquan	G	6-0	180	Sr.	Brooklyn, N.Y. (Thomas Jefferson/Hofstra)
12	Clayton, Anthony	G	6-0	180	Sr.	Albany, N.Y. (Avon Old Farms, Conn./Clark)
0	Cuffe Jr., Kyle	G	6-2	188	RJr.	Harlem, N.Y. (Blair Academy/Kansas)
13	Davis, Jyáre	F	6-7	220	Sr.	Newark, Del. (Sanford/Providence/Delaware)
51	Fleisher, Nate	G	6-1	175	Sr.	Highland Park, Ill. (Highland Park, Ill.)
1	Freeman, Donnie	F	6-9	205	Fr.	Washington, D.C. (St. John's College/IMG Academy)
34	Gatty, Chris	G	6-2	175	So.	Katonah, N.Y. (The Master's School)
44	Lampkin, Eddie Jr.	C	6-11	265	Gr.	Houston, Texas (Morton Ranch/TCU/Colorado)
24	Lobdell, Noah	G	6-0	140	Fr.	Syracuse, N.Y. (Faith Heritage)
10	McLeod, Naheem	C	7-4	265	Sr.	Philadelphia, Pa. (Plymouth Whitmarsh/Chipola College, Pa./Florida State)
6	Majstorovic, Petar	F	6-8	215	Fr.	Sombor, Serbia
8	Moore, Elijah	G	6-4	176	Fr.	Bronx, N.Y. (Cardinal Hayes/Our Savior Lutheran)
30	Owens, Chaz	F	6-5	205	Gr.	Blue Bell, Pa. (Wissahickon/Shipley School/Scotland Campus/Ranger College)
2	Starling, J.J.	G	6-4	206	Jr.	Baldwinsville, N.Y. (Baldwinsville/La Lumiere School, Ind./Notre Dame)
3	Taylor, Lucas	G	6-5	200	Sr.	Raleigh, N.C. (Heritage/Wake Forest/Georgia State)
11	Westry, Chance	G	6-6	205	RSO.	Harrisburg, Pa. (AZ Compass Press School/Sierra Canyon School, Calif./Trinity, Pa./Auburn)

Head Coach: Adrian Autry

Assistant Coaches: Dan Engelstadt, Allen Griffin, Brenden Straughn

Pronunciation Guide

Jaquan Carlos	J-kwon	Naheem McLeod	nah-HEEM
Jyáre Davis	jy-AIR	Petar Majstorovic	pet-AIR my-STRO-vich

SYRACUSE KEY RESERVES

2024-25						2024-25					
No.	Player	Pos.	Class	PPG	RPG	No.	Player	Pos.	Class	PPG	RPG
0	Kyle Cuffe Jr.	G	RJr.	5.2	1.2	10	Naheem McLeod	C	Sr.	2.0	0.9
10-of-10 from the free-throw line vs. Notre Dame						Posted a season-high 10 points against Duke					
Had 10 points vs. UAlbany, Maryland, FSU and BC						Had a season-best three boards at Cal					
1	Donnie Freeman	F	Fr.	13.4	7.9	11	Chance Westry	G	RSO.	0.0	0.0
Out for the season with a lower leg injury						Made his first Syracuse appearance at Tennessee					
Six double-doubles						Transfer from Auburn in 2023					

ORANGE IN THE NBA

Player	at SU	Team	Notes	includes games of 2/9/2025
Jesse Edwards	2019-23	Minnesota		
Jerami Grant	2012-14	Portland	41 games, 14.7 ppg., 3.3 rpg.	

ORANGE IN THE G-LEAGUE

Player	at SU	Team	Notes	includes games of 2/9/2025
Buddy Boeheim	2018-22	OKC Blue	16 games, 9.6 ppg., 3.4 rpg.	
Oshae Brissett	2018-19	Long Island Netw	4 games, 12.8 ppg., 7.0 rpg.	
Jesse Edwards	2019-23	Iowa Wolves	9 games, 12.2 ppg., 7.8 rpg.	
Quincy Guerrier	2019-21	Raptors 905	13 games, 8.1 ppg., 3.8 rpg.	
Elijah Hughes	2017-20	Cleveland Charge	15 games, 17.6 ppg., 3.7 rpg.	
Judah Mintz	2022-24	Delaware Blue Coats	19 games, 19.3 ppg., 5.3 apg.	

ORANGE CAREER TOTALS

includes Boston College game

Double-Digit Scoring Games

Name	2024-25	Total
JJ Starling	15	39
Chris Bell	11	38
Eddie Lampkin	14	14
Jyáre Davis	9	9
Donnie Freeman	9	9
Jaquan Carlos	5	5
Kyle Cuffe, Jr.	6	7
Lucas Taylor	6	6
Elijah Moore	5	5
Naheem McLeod	1	2
Petar Majstorovic	1	1

20 + Point Games (does not include 30+)

Name	2024-25	Total
JJ Starling	6	10
Chris Bell	2	7
Donnie Freeman	3	3
Jyáre Davis	2	2
Eddie Lampkin	1	1
Elijah Moore	1	1

30 + Point Games

Name	2024-25	Total
JJ Starling	1	1
Chris Bell		1

10 + Rebound Games

Name	2024-25	Total
Eddie Lampkin	12	12
Donnie Freeman	7	7
Jyáre Davis	1	1

Double-Double

Name	2024-25	Total
Eddie Lampkin	9	9
Donnie Freeman	6	6
Jaquan Carlos	1	1
Jyáre Davis	1	1

10+ Assist Games

Name	2024-25	Total
------	---------	-------

3+ Block Games

Name	2024-25	Total
Naheem McLeod		6
Chris Bell		2

3+ Steal Games

Name	2024-25	Total
Jaquan Carlos	2	2
Chris Bell	1	1
Eddie Lampkin	1	1
JJ Starling		1

Starts

Name	2024-25	Total	Consec.
Eddie Lampkin	23	23	19
JJ Starling	17	49	11
Lucas Taylor	13	13	11
Elijah Moore	14	14	10
Jyáre Davis	13	13	10
Chris Bell	13	75	
Donnie Freeman	13	13	
Jaquan Carlos	14	15	
Naheem McLeod		14	

stats with Syracuse only

SYRACUSE-MIAMI SERIES



ALL-TIME SERIES

Overall	Syracuse leads, 21-12
Home Total (Dome)	Syracuse leads, 11-2
Away Total	Syracuse leads, 10-9
Away (Miami Beach Conv. Center)	Syracuse leads, 1-0
Away (Miami Arena)	Syracuse leads, 5-4
Away (Convocation/Watsco Center)	tied, 4-4
Neutral Sites (Barclays Center)	Miami leads, 1-0
Current SYR Streak	W1
Longest SYR Winning Streak	4 (2003-14)
Longest SYR Losing Streak	3 (2022-23)
Largest SYR Margin of Victory	29 (81-52, 12/22/1993)
Largest SYR Margin of Defeat	13 (76-63, 2/8/1999) 13 (64-51, 1/2/2016)

TEAM HIGHS

Points: 91 (at Miami, 2/14/2004)
Rebounds: 52 (at SU, 1/28/1995)
Assists: 25 (at Miami, 12/6/1994)
Steals: 14 (at SU, 12/22/93); (at Miami, 12/7/1996)
Blocks: 11 (at SU, 1/24/2019)
Fewest Turnovers: 6 (at SU, 1/24/2019)
Turnovers: 21 (at Miami, 1/8/2000)
Field Goals Made: 38 (at Miami, 2/14/2004)
Field Goal Attempts: 67 (at SU, 1/28/1995)
Best FG Percentage: 64.4 (at Miami, 2/14/2004)
Free Throws Made: 28 (at SU, 2/1/1996)
Free Throw Attempts: 39 (at SU, 1/9/1993); (at Miami, 3/1/1994)
Best FT Percentage: 923, 12-13 (at Miami, 1/3/1996); (at Barclays, 3/08/2017)
3-Point FGs Made: 17, (at Miami, 1/5/2022)
3-Point FGs Attempted: 32, (at Miami, 1/6/2022); (at SU, 1/23/24)
Best 3-Point FG Percentage (min. 5 made): .524, 8-14 (at SU, 12/22/1993)

INDIVIDUAL HIGHS

Points: 35, Dave Johnson (at Miami, 1/11/1992)
Rebounds: 14, Carmelo Anthony (at Miami, 1/26/2003); Tyler Roberson (at SU, 1/24/15)
Assists: 13, Judah Mintz (at SU, 1/20/2024)
Steals: 5, Conrad McRae (at Miami, 1/11/1992); Kadary Richmond (at SU, 1/19/2021)
Blocks: 7, Etan Thomas (at Miami, 2/8/1999); Jesse Edwards (at Miami, 1/5/2022)
Turnovers: 8, Michael Gbinije (at Miami, 1/2/2016)
Field Goals Made: 11, John Wallace (at Miami, 12/6/1994); Hakim Warrick (at Miami, 2/14/2004)
Field Goal Attempts: 21, Joseph Girard (at Miami, 1/14/2023)
Best FG Percentage (min. 7 made): 1.000 11-11, Hakim Warrick (at Miami, 2/14/2004)
Free Throws Made: 13, Dave Johnson (at Miami, 1/11/1992)
Free Throw Attempts: 15, Dave Johnson (at Miami, 1/11/1992); Lawrence Moten (at Miami, 3/1/1994)
Best FT Percentage (min. 9 made): 1.000, 9-9, Buddy Boeheim (at SU, 3/5/2022)
3-Point FGs Made: 7, Joseph Girard III, (at Miami, 1/5/2022)
3-Point FGs Attempted: 12, DeShaun Williams (at SU, 2/13/2001); Trevor Cooney (at SU, 1/4/2014); Joseph Girard III (1/5/2022)
Best 3-Point FG Percentage (min. 3 made): .833 5-6, Malachi Richardson (at Miami, 1/2/2016)
Minutes Played: 45, Buddy Boeheim, Marek Dolezaj (at Miami, 3/7/2020)

ALL-TIME RESULTS

Date	Site	W-L	SU-OPP
12/28/1963	Miami Beach Conv. Center	W	86-85 OT
1/11/1992	Carrier Dome	W	73-57
<i>Johnson pours in 35 points in win.</i>			
2/29/1992	Miami Arena	W	68-63
<i>Moten hits five 3-pointers on his way to 20 points.</i>			
1/9/1993	Carrier Dome	W	89-81
<i>Autry dishes out seven assists to lead the Orange.</i>			
2/6/1993	Miami Arena	L	74-81
<i>Gardner's 21 points and 11 assists too much for Cuse.</i>			
12/22/1993	Carrier Dome	W	81-52
<i>Orange set new school Big EAST record with 11 threes.</i>			
3/1/1994	Miami Arena	W	71-69
<i>Wallace's 16 points and 10 rebounds pace the Orange.</i>			
12/6/1994	Miami Arena	W	83-65
<i>Orange cruise to a victory behind Wallace and Lloyd.</i>			
1/28/1995	Carrier Dome	W	76-51
<i>Moten and Wallace too much for the Canes to stop.</i>			
1/3/1996	Miami Arena	L	66-75
<i>James's 19 points off the bench guides Miami to a win.</i>			
2/1/1996	Carrier Dome	W	72-51
<i>Hill and Wallace nearly perfect from the line, carry Cuse</i>			
12/7/1996	Miami Arena	L	63-67
<i>Clark scores 20 in Hurricanes win.</i>			
1/18/1998	Carrier Dome	W	85-67
<i>Burgan scores 26 to lead the Orange.</i>			
2/10/1998	Miami Arena	W	72-63
<i>Hart's 19 brings Orange to road win.</i>			
2/8/1999	Miami Arena	L	63-76
<i>Four Hurricanes score in double figures to beat Orange.</i>			
1/8/2000	Miami Arena	W	67-55
<i>Thomas's double-double too much for the Hurricanes.</i>			
2/13/2001	Carrier Dome	L	57-68
<i>Miami's defense stifles Orange, holds offense in check.</i>			
1/26/2003	Convocation Center	W	55-49
<i>Anthony, Warrick power Orange to win.</i>			
2/14/2004	Convocation Center	W	91-74
<i>Warrick's perfect shooting night guides Orange to victory.</i>			
1/4/2014	Carrier Dome	W	49-44
<i>Syracuse wins ACC Debut.</i>			
1/25/2014	Watsco Center	W	64-52
<i>Four Orange score in double figures, improve to 19-0.</i>			
1/24/2015	Carrier Dome	L	62-66
<i>Christmas's 23 points not enough to best Hurricanes.</i>			
1/2/2016	Watsco Center	L	51-64
<i>McCellan's 22 carries Miami to win.</i>			
1/4/2017	Carrier Dome	W	70-55
<i>White (22 points) and Lydon (20) help 'Cuse past Miami.</i>			
3/8/2017	Barclays Center (ACCT)	L	57-62
<i>Murphy's 16 points, 10 rebounds lead Hurricanes.</i>			
2/17/2018	Watsco Center	W	62-55
<i>Brissett produces double-double (16 points-12 boards).</i>			
1/24/2019	Carrier Dome	W	73-53
<i>Hughes tallies 22, Orange convert 14 3-pointers.</i>			
3/7/2020	Watsco Center	L	65-69 OT
<i>Wong's game-high 18 points leads Canes to victory.</i>			
1/19/2021	Carrier Dome	W	83-57
<i>Buddy Boeheim and Girard each contribute 23 points.</i>			
1/5/2022	Watsco Center	L	87-88
<i>Syracuse hits a school-record 17 3-pointers in defeat.</i>			
3/5/2022	Carrier Dome	L	72-75
<i>Buddy Boeheim leads Orange with 30 points.</i>			
1/16/2023	Watsco Center	L	78-82
<i>Edwards tallies 25 points, 11 boards in loss to #17/16 'Canes</i>			
1/23/2024	JMA Wireless Dome	W	72-69
<i>Copeland hits buzzer-beating 3-pointer for the win.</i>			



includes February 9 games

Team	Stat	NCAA	ACC
W-L %	.458	231st	12th
Scoring	74.3	186th	12th
Scoring Defense	77.7	317th	17th
Scoring Margin	-3.4	295th	16th
Bench Points	25.2	69th	3rd
Rebounds	38.1	60th	4th
Off. Rebounds	11.1	149th	5th
Def. Rebounds	27.0	42nd	3rd
Rebound Margin	+3.3	96th	5th
Assists	13.1	226th	12th
Turnovers	12.6	244th	16th
Turnovers Forced	9.7	334th	17th
Turnover Margin	-2.9	332nd	18th
Steals	4.8	342nd	18th
Blocks	2.7	276th	16th
FG %	.452	162nd	9th
FG % Defense	.452	273rd	15th
3FG	6.4	310th	15th
3FG %	.318	293rd	15th
3FG % Defense	.333	172nd	9th
FT %	.684	284th	17th
FT Made Avg.	13.5	209th	10th
Individual			
Double-Doubles			
Eddie Lampkin	9	24th	2nd
Donnie Freeman	6	73rd	5th
Rebounds			
Eddie Lampkin	222	23rd	3rd
Rebounds Per Game			
Eddie Lampkin	9.3	25th	3rd
Defensive Rebounds Per Game			
Eddie Lampkin	5.8	59th	4th
Offensive Rebounds Per Game			
Eddie Lampkin	3.4	21st	1st
Assists			
Jaquan Carlos	85	208th	10th
Assists Per Game			
Jaquan Carlos	3.5	228th	11th

WINNINGEST DIV. I PROGRAMS

includes games of February 9, 2025

No.	School	Wins	Losses
1.	Kentucky*	2,414	765
2.	Kansas	2,409	903
3.	North Carolina	2,386	870
4.	Duke	2,320	932
5.	UCLA	2,020	911
6.	Temple	2,007	1,167
7.	SYRACUSE	2,004	989
8.	Notre Dame	1,973	1,121
9.	St. John's	1,963	1,101
10.	Purdue	1,948	1,085
11.	Indiana	1,945	1,127

*includes one tie

2024-25 'CUSE FT AT CRUNCH TIME

includes Boston College game

No.	Player	5:00-2:00	1:59-1:00	:59-0:00	Total	Pct.	OT	2024-25	Pct.
4	Bell	2-3	1-1	4-4	7-8	.875	6-7	53-73	.726
2	Starling	7-8	2-2	18-20	27-30	.900	6-8	46-67	.687
13	Davis	2-3	0-1	1-4	3-8	.375	4-6	38-63	.603
44	Lampkin	3-5	4-6	2-3	9-14	.643	2-4	33-61	.541
1	Freeman						2-2	39-49	.796
5	Carlos	3-4	4-5	13-16	20-25	.800	0-2	33-48	.688
0	Cuffe Jr.			0-1	0-1	.000		35-45	.778
3	Taylor	2-2		9-10	11-12	.917		25-30	.833
6	Majstorovic			0-1	0-1	.000		10-19	.526
8	Moore	0-1	2-3		2-4	.500	2-2	9-12	.750
10	McLeod	2-2		0-2	2-4	.500		2-5	.400
Totals		21-28	13-18	47-61	81-107	.757	22-31	323-472	.684



J.J. Starling

February Best

J.J. Starling

3 games

19.3 ppg.

3.7 rpg.

2.3 apg.

1.0 bpg.

0.7 spg.

36.1 mpg.

February Regular Season Notes

- ✓ **Feb. 8:** J.J. Starling scored 28 points and the Orange pulled out a 95-86, three-overtime triumph against Boston College.
- ✓ Syracuse trailed by seven in the second overtime before rallying to force a third extra session.
- ✓ **Eddie Lampkin** contributed his ninth double-double (14 points-18 rebounds).
- ✓ **Feb. 5:** #2 Duke had five players score in double digits to lead the Blue Devils past the Orange, 83-54.
- ✓ J.J. Starling and Jyare Davis each had 12 points for Syracuse. Naheem McLeod chipped in with a season-best 10 points.
- ✓ **Feb. 1:** Syracuse scored the game's first nine points and never trailed in an eventual 75-66 victory at California. The Orange advantage reached 18 in the second half.
- ✓ **Lucas Taylor** (19 points) and **J.J. Starling** (18 points) topped Syracuse scorers and **Eddie Lampkin** had a game-high 10 rebounds.

2024-25 BY CLASS

includes Boston College game

Scoring

Class	PPG	Pct.
Senior	31.4	.423
Junior	26.9	.362
Sophomore	0.0	.000
Freshmen	16.0	.215

Rebounding

Class	RPG	Pct.
Senior	19.3	.561
Junior	5.7	.166
Sophomore	0.0	.000
Freshmen	9.4	.274

Assists

Class	APG	Pct.
Senior	7.9	.603
Junior	2.8	.210
Sophomore	0.0	.003
Freshmen	2.4	.184

Blocks

Class	BPG	Pct.
Senior	1.5	.547
Junior	0.8	.281
Sophomore	0.0	.000
Freshmen	0.5	.172

Steals

Class	SPG	Pct.
Senior	2.6	.534
Junior	1.3	.267
Sophomore	0.0	.000
Freshmen	1.0	.198

Field Goal Percentage

Class	Pct.
Senior.....	.497
Junior.....	.400
Sophomore.....	.000
Freshman.....	.459

3PT Field Goal Percentage

Class	Pct.
Senior.....	.325
Junior.....	.310
Sophomore.....	.000
Freshman.....	.330

Free Throw Percentage

Class	Pct.
Senior.....	.633
Junior.....	.724
Sophomore.....	.000
Freshman.....	.725

SU FOULS DRAWN AVG

includes Boston College game

Player	Games	FD	Avg.
Donnie Freeman	14	46	3.3
J.J. Starling	17	48	2.8
Eddie Lampkin	24	67	2.8
Jyare Davis	24	53	2.2
Jaquan Carlos	24	50	2.1
Chris Bell	24	49	2.0
Kyle Cuffe	21	36	1.7
Petar Majstorovic	22	27	1.2
Lucas Taylor	24	22	0.9
Naheem McLeod	8	5	0.6
Elijah Moore	24	11	0.5
Chance Westry	3	1	0.3
Total	24	415	17.3

SPECIALTY STATISTICS

	PP	PTO	SCP	FBP	BP
Opponent	SU-OPP	SU-OPP	SU-OPP	SU-OPP	SU-OPP
LE MOYNE	50-36	27-17	12-5	16-8	28-34
COLGATE	30-28	2-12	8-2	2-22	24-20
YOUNGSTOWN	58-38	9-14	17-7	16-14	14-21
vs. Texas	36-36	14-16	11-7	7-8	13-14
vs. Texas Tech	30-34	7-18	10-13	10-9	12-20
CORNELL	40-24	11-9	9-4	13-23	32-10
at Tennessee	28-44	10-19	7-16	12-13	35-32
at Notre Dame	40-28	19-9	3-6	5-2	25-15
UALBANY	62-38	8-16	12-12	16-15	45-26
GEORGETOWN	34-48	11-13	15-9	5-19	17-3
vs. Maryland	26-42	11-25	4-15	14-16	32-15
BUCKNELL	34-22	20-19	14-9	12-13	27-12
WAKE FOREST	28-30	7-14	15-12	16-7	40-13
at Florida State	26-40	8-16	6-8	0-13	30-21
GEORGIA TECH	34-32	11-12	10-7	9-8	13-8
at Boston College	40-38	11-7	8-9	0-4	16-6
LOUISVILLE	28-34	8-17	13-8	6-10	36-12
NOTRE DAME	28-32	10-13	12-6	14-9	24-0
at Clemson	20-40	4-19	6-13	0-11	20-15
PITTSBURGH	30-38	4-10	16-16	10-13	24-14
at Stanford	34-28	9-19	4-7	4-5	32-16
at California	30-20	10-18	8-20	10-9	20-11
DUKE	32-38	11-7	7-23	2-6	23-28
BOSTON COLLEGE	52-36	21-18	13-13	15-3	22-27
at Miami					
NORTH CAROLINA					
at Pittsburgh					
NC STATE					
at Virginia Tech					
at Southern Methodist					
VIRGINIA					
	850-824	263-357	240-247	202-247	614-381
2024-25 Avg.	35.4-34.3	11.0-14.9	10.0-10.3	8.4-10.3	25.6-15.9
2023-24 Avg.	35.1-37.5	17.0-12.8	8.0-12.3	13.0-11.4	20.0-19.0
2022-23 Avg.	34.3-28.5	15.6-12.9	10.3-11.5	10.7-10.0	12.6-14.4
2021-22 Avg.	29.9-28.8	12.9-13.9	11.3-12.1	11.9-9.8	9.0-19.3
2020-21 Avg.	28.9-28.4	14.8-11.3	10.3-10.4	14.0-11.6	12.0-17.9
2019-20 Avg.	29.3-24.1	15.0-12.9	10.3-11.6	12.3-9.5	11.6-17.3
2018-19 Avg.	27.6-21.2	19.2-19.9	10.0-8.8	7.8-5.1	11.2-15.5
2017-18 Avg.	26.0-23.6	12.7-12.2	11.1-10.6	4.8-6.6	6.9-14.9
2016-17 Avg.	26.2-27.2	15.6-13.5	11.7-12.1	8.0-7.6	14.7-16.7
2015-16 Avg.	26.3-28.8	14.7-12.5	11.5-11.7	7.0-6.3	12.8-19.2
2014-15 Avg.	33.1-26.1	15.5-11.3	12.5-10.9	8.9-6.7	10.2-14.6
2013-14 Avg.	29.9-22.0	16.2-8.7	13.1-9.8	7.3-5.1	11.8-13.4
2012-13 Avg.	32.7-22.3	16.2-12.5	12.8-10.4	10.1-6.7	18.3-15.2
2011-12 Avg.	34.1-23.9	19.9-10.0	12.8-11.7	13.2-6.5	31.6-14.3
2010-11 Avg.	34.3-23.8	17.6-12.3	11.9-9.5	13.0-6.4	19.0-15.2
2009-10 Avg.	40.1-27.7	18.4-15.4	13.1-12.3	14.3-6.6	24.4-15.7
2008-09 Avg.	40.4-30.2	16.0-15.9	11.7-13.2	16.3-10.2	17.9-15.7
2007-08 Avg.	38.6-28.1	17.4-16.6	13.6-12.5	14.0-8.6	9.0-18.5
2006-07 Avg.	30.1-25.1	17.2-15.1	12.2-13.4	12.3-8.4	22.9-17.0
2005-06 Avg.	30.1-24.5	16.8-16.9	13.3-11.1	11.6-8.2	13.5-14.7

PP=points in the paint
FBP=fast break points

PTO=points off turnovers
BP=bench points

SCP=second chance points



Eddie Lampkin

January Best
Eddie Lampkin
8 games
10.5 ppg.
11.3 rpg.
2.3 apg.
0.6 bpg.
0.5 spg.
31.8 mpg.

January Regular Season Notes

- ✓ **Jan. 25:** Host Stanford jumped out to a 17-0 lead and never trailed in an eventual 70-61 victory against the Orange.
- ✓ **Jaquan Carlos** equaled his season-high with 16 points and **Eddie Lampkin** had 12 points and seven rebounds.
- ✓ **Jan. 22:** Pittsburgh overcame a nine-point Syracuse advantage and defeated the Orange, 77-73. **J.J. Starling** led five Syracuse players in double digits with 16.
- ✓ **Eddie Lampkin** had a career-high 23 rebounds and equaled the third-best board performance in SU history against Pitt.
- ✓ **Jan. 22:** Syracuse outscored host Clemson in the second half, 43-38, but the Tigers had built a comfortable first-half margin and ultimately won, 86-72.
- ✓ **J.J. Starling** had a game-high 25 points after connecting on 10-of-16 from the field, including a 5-of-10 effort on 3-pointers.
- ✓ **Jan. 18:** Syracuse came back from a 17-point deficit and outscored Notre Dame 24-9 in the final seven minutes to capture the win, 77-69.
- ✓ **Eddie Lampkin** posted his fourth straight double-double (13 points-11 rebounds) and J.J. Starling had 21 points.
- ✓ **Jan. 14:** Louisville connected on 12 3-pointers and utilized a 15-0, second-half run, to defeat the Orange, 85-61.
- ✓ **Chris Bell** contributed 18 points off the bench and **Eddie Lampkin** had a third straight double-double (11 points-10 rebs.).
- ✓ **Jan. 11:** **J.J. Starling** scored 20 of his 26 points in the second half and Syracuse rallied from an eight-point deficit to beat Boston College, 79-71.
- ✓ **Lucas Taylor**, who made four free throws in the final 25 seconds to secure the win, added 15 points and **Eddie Lampkin** had 10 points and 13 rebounds.
- ✓ **Jan. 7:** **J.J. Starling** had 21 points and **Eddie Lampkin** posted 10 points and 12 boards in a 62-55 win versus Georgia Tech.
- ✓ **Chris Bell** (13 points) and **Lucas Taylor** (10 points) rounded out Syracuse's double-digit scorers versus Georgia Tech.
- ✓ **Jan. 4:** **Donnie Freeman** had 16 points and 10 rebounds but Florida State won, 90-76.
- ✓ **Chris Bell** had 18 points and **J.J. Starling** had 12 in his return from injury.

2024-25 OPPONENTS

includes games of February 9, 2025

Date	Opponent	W-L	Rank	Series	Post	TV
11/4	LE MOYNE	7-18		6-0		ACCN
11/12	COLGATE	10-15		129-47		ACCN
11/16	YOUNGSTOWN STATE	16-10		1-0		ACCN
11/21	vs. Texas	15-9	rv/--	1-1		ESPN 2
11/22	vs. Texas Tech	18-5	13/12	1-2		ESPN 2
11/27	CORNELL	13-7		98-31		ACCN
12/3	at Tennessee	20-4	4/4	3-5		ESPN
12/7	at Notre Dame					THE CW
12/10	ALBANY	12-13		9-0		ESPN 2
12/14	GEORGETOWN	15-9		54-46		ACCN
12/21	vs. Maryland	18-6	18/24	4-5		ESPN 2
12/28	BUCKNELL	11-14		10-1		THE CW
12/31	WAKE FOREST	18-6		11-5		ESPN 2
1/4	at Florida State	14-9		10-8		ACCN
1/7	GEORGIA TECH	11-13		10-9		ACCN
1/11	at Boston College					THE CW
1/14	LOUISVILLE	18-6	rv/rv	14-20		ACCN
1/18	NOTRE DAME	10-13		35-24		ACCN
1/22	at Clemson	19-5	rv/21	6-11		ACCN
1/25	PITTSBURGH					ESPN 2
1/29	at Stanford	16-8		1-1		ESPN 2
2/1	at California	12-12		4-1		ESPN 2
2/5	DUKE	20-3	2/2	6-16		ESPN 2
2/8	BOSTON COLLEGE	10-13		60-27		THE CW
2/11	at Miami	5-18		21-12		ACCN
2/15	NORTH CAROLINA	14-10		7-17		ESPN
2/18	at Pittsburgh	14-9		76-51		ACCN
2/26	NC STATE	9-14		14-7		ESPN 2
3/1	at Virginia Tech	11-13		13-7		THE CW
3/4	at SMU	18-5		0-0		ESPN 2
3/8	VIRGINIA	12-12		6-14		ACCN
TOTAL		386-279, .580				

SU OPPONENT RECORDS

Season	Won-Lost	Pct.
2024-25	386-279	.580
2023-24	485-359	.575
2022-23	430-391	.524
2021-22	471-361	.566
2020-21	301-221	.577
2019-20	439-350	.556
2018-19	576-381	.602
2017-18	624-384	.619
2016-17	565-417	.575
2015-16	594-413	.590



Donnie Freeman

December Best
Donnie Freeman

7 games

14.1 ppg.

6.6 rpg.

1.4 apg.

0.4 bpg.

0.3 spg.

24.7 mpg.

December Regular Season Notes

- ✓ **Dec. 31:** Syracuse overcame a 16-2 start and owned a six-point, second-half lead, but Wake Forest ended with an 81-71 win.
- ✓ **Jaquan Carlos** (16 points), **Lucas Taylor** (16 points) and **Kyle Cuffe** (14 points) each produced their SU-best scoring efforts.
- ✓ **Dec. 28:** **Eddie Lampkin** had 18 points and 11 rebounds and **Donnie Freeman** contributed 15 points and 11 boards to lead Syracuse past Bucknell, 75-63.
- ✓ **Dec. 21:** Maryland led by as many as 38 and never trailed in a 87-60 victory against Syracuse in the Nutrafol Gotham Classic.
- ✓ **Elijah Moore** had 16 points and **Donnie Freeman** added 15.
- ✓ **Dec. 14:** The Hoyas scored eight of the final 10 points to beat Syracuse, 75-71, in the 100th meeting between the two programs.
- ✓ **Eddie Lampkin** had 18 points and **Jaquan Carlos** and **Jyáre Davis** each had 15.
- ✓ **Dec. 10:** **Donnie Freeman** scored a career-high 24 points and SU beat UAlbany, 102-85.
- ✓ **Jaquan Carlos** produced 12 points and 12 assists, his top totals at Syracuse. **Chris Bell** added 18 points and **Jyáre Davis** added 15.
- ✓ **Dec. 7:** Notre Dame scored nine of the last 13 points in the contest and won the ACC opener for both teams, 69-64.
- ✓ **Jyáre Davis** and **Donnie Freeman** each totaled 20 points for the Orange.
- ✓ **Dec. 3:** #3/3 Tennessee defended its home court with a 96-70 victory against Syracuse in the SEC/ACC Challenge.
- ✓ **Elijah Moore** produced a season-high 24 points and **Chris Bell** had 12 points.

LEAD/DEFICIT COMPARISON

Opponent	Lead	Deficit	Run	Changes	Ties	Result
LE MOYNE	8 (4:31-2nd)	9 (12:23-1st)	9-0 (2nd)	9	6	W, 86-82
COLGATE	13 (16:15-2nd)	4 (12:12-1st)	9-0 (1st)	2	4	W, 74-72
YOUNGSTOWN	9 (0:09-2 OT)	9 (17:39-2nd)	7-0 (2nd)	17	17	W, 104-95 2OT
vs. Texas	1 (4:07-2nd)	16 (3:13-1st)	7-0 (2nd)	4	2	L, 66-70
vs. Texas Tech	3 (18:46 1st)	12 (8:50-2nd)	7-0 (2nd)	4	10	L, 74-79
CORNELL	11 (0:09-1st)	12 (13:53-1st)	15-0 (1st)	1	1	W, 82-72
at Tennessee	2 (19:25-1st)	32 (6:33-2nd)	7-0 (1st)	1	1	L, 70-96
at Notre Dame	2 (10:58-2nd)	8 (1:30-1st)	6-0 (2nd)	8	8	L, 64-69
UALBANY	24 (12:21-2nd)	5 (18:45-1st)	8-0 (1st)	4	3	W, 102-85
GEORGETOWN	6 (8:32-2nd)	8 (13:45-2nd)	7-0 (2nd)	16	11	L, 71-75
vs. Maryland	0	38 (7:30-2nd)	9-0 (2nd)	0	0	L, 60-87
BUCKNELL	15 (7:52-2nd)	4 (5:39-1st)	13-0 (1st)	5	3	W, 75-63
WAKE FOREST	6 (15:12-2nd)	16 (14:35-1st)	13-0 (1st)	4	2	L, 71-81
at Florida State	2 (15:59-1st)	18 (0:57-2nd)	6-0 (1st)	12	5	L, 74-90
Georgia Tech	8 (4:14-2nd)	3 (11:05-2nd)	7-0 (2nd)	4	3	W, 62-55
at Boston College	9 (1:23-2nd)	8 (8:51-2nd)	10-0 (2nd)	4	5	W, 79-71
LOUISVILLE	2 (18:23-1st)	26 (0:45-2nd)	7-0 (1st)	3	0	L, 61-85
NOTRE DAME	8 (0:00-2nd)	17 (10:53-1st)	9-0 (2nd)	1	2	W, 77-69
at Clemson	4 (17:07-1st)	24 (8:51-2nd)	6-0 (2nd)	5	1	L, 72-86
PITTSBURGH	9 (16:38-1st)	9 (6:59-2nd)	8-0 (1st)	6	6	L, 73-77
at Stanford	0	23 (10:55-1st)	7-0 (1st)	0	0	L, 61-70
at California	18 (19:17-2nd)	0	9-0 (1st)	0	0	W, 75-66
DUKE	0	31 (3:52-2nd)	5-0 (1st)	0	2	L, 54-83
BOSTON COLLEGE	11 (12:12-2ND)	7 (2:58-2 OT)	11-0	12	9	W, 95-86 3OT
at Miami						
NORTH CAROLINA						
at Pittsburgh						
NC STATE						
at Virginia Tech						
at Southern Methodist						
VIRGINIA						

GETTING STARTED AT SU

Season Starting Lineups
1976-to-2025

By Season		By Lineups	
Year	Lineups	Year	Lineups
2024-25	8	2024-25.....	8
2023-24	3	1989-90	7
2022-23	4	2006-07	6
2021-22	4	1991-92	6
2020-21	3	1980-81	6
2019-20	2	2016-17	5
2018-19	4	2014-15	5
2017-18	2	2008-09	5
2016-17	5	1996-97	5
2015-16	1	1992-93	5
2014-15	4	1990-91	5
2013-14	4	1976-77	5
2012-13	3	2022-23	4
2011-12	3	2021-22	4
2010-11	4	2018-19	4
2009-10	2	2013-14	4
2008-09	5	2010-11	4
2007-08	3	2004-05	4
2006-07	6	2001-02	4
2005-06	2	1987-88	4
2004-05	4	1982-83	4
2003-04	2	1981-82	4
2002-03	1	1979-80	4
2001-02	4	2023-24	3
2000-01	2	2020-21	3
1999-00	2	2012-13	3
1998-99	2	1978-79	3
1997-98	1	2011-12	3
1996-97	5	2007-08	3
1995-96	3	1995-96	3
1994-95	2	2019-20	2
1993-94	1	2017-18	2
1992-93	5	2009-10	2
1991-92	6	2005-06	2
1990-91	5	2003-04	2
1989-90	7	2000-01	2
1988-89	2	1999-00	2
1987-88	4	1998-99	2
1986-87	2	1994-95	2
1985-86	1	1988-89	2
1984-85	2	1986-87	2
1983-84	1	1984-85	2
1982-83	4	2015-16	1
1981-82	4	2002-03	1
1980-81	6	1997-98	1
1979-80	4	1993-94	1
1978-79	4	1985-86	1
1977-78	1	1983-84	1
1976-77	5	1977-78	1

SEC/ACC CHALLENGE (14-2)



Tuesday, Dec. 3

Georgia 69, Notre Dame 48
 South Carolina 73, Boston College 51
 Missouri 98, Cal 93
 Arkansas 76, Miami 73
Tennessee 96, Syracuse 70

Texas A&M 57, Wake Forest 44
 Oklahoma 76, Georgia Tech 61
 Ole Miss 86, Louisville 63
 LSU 85, Florida State 75
 Clemson 70, Kentucky 66

Wednesday, Nov. 29

Alabama 94, North Carolina 79
 Florida 87, Virginia 69
 Duke 84, Auburn 78
 Texas 63, NC State 59
 Vanderbilt 80, Virginia Tech 64
 Mississippi State 90, Pittsburgh 57

JMA WIRELESS DOME



2024-25 ATTENDANCE AVG.

Rank	School	G	Attendance	Avg.
1.	Kentucky	14	283,211	20,229
2.	North Carolina	11	220,821	20,075
3.	Tennessee	14	274,688	19,621
4.	Arkansas	14	265,135	18,938
5.	SYRACUSE	14	259,085	18,506
6.	Creighton	13	224,527	17,271
7.	BYU	13	218,759	16,828
8.	Indiana	14	218,759	16,226
9.	Marquette	13	200,952	15,458
10.	Kansas	13	198,900	15,300

2024-25 ON-CAMPUS CROWD

Date	Game	Arena	Att.
Feb. 5	Duke at Syracuse	JMA Wireless	23,313
Jan. 28	Kentucky at Tenn	Thompson-Boling Arena	22,272
Feb. 8	Pitt at UNC	Smith Center	21,750
Jan. 25	BC at UNC	Smith Center	21,750
Jan. 18	Stanford at UNC	Smith Center	21,750
Dec. 4	Alabama at UNC	Smith Center	21,750
Feb. 1	Florida at Tennessee	Thompson-Boling Arena	21,678
Jan. 21	Miss. State at Tenn	Thompson-Boling Arena	21,678
Jan. 4	Arkansas at Tenn	Thompson-Boling Arena	21,678
Dec. 3	Syracuse at Tenn	Thompson-Boling Arena	21,678

SYRACUSE RING OF HONOR

Dave Bing - MBB
 Jim Boeheim - MBB
 Jim Brown - FB, LAX, TR
 Ernie Davis - FB
 Floyd Little - FB
 Dick MacPherson - FB
 Ben Schwartzwalder - FB
 Roy Simmons Jr. - LAX
 Pearl Washington - MBB

DIV. I ON-CAMPUS CROWDS

Year	Game	Att.
1980-81	Connecticut at Syracuse	26,257
1981-82	St. John's at Syracuse	27,318
1982-83	St. John's at Syracuse	32,382
1983-84	Georgetown at Syracuse	30,758
1984-85	Villanova at Syracuse	32,520
1985-86	Georgetown at Syracuse	32,475
1986-87	Georgetown at Syracuse	32,602
1987-88	Pittsburgh at Syracuse	32,492
1988-89	Georgetown at Syracuse	32,683
1989-90	Georgetown at Syracuse	33,015
1990-91	Georgetown at Syracuse	33,048
1991-92	Georgetown at Syracuse	32,996
1992-93	St. John's at Syracuse	29,130
1993-94	Kentucky at Syracuse	31,560
1994-95	Connecticut at Syracuse	31,211
1995-96	Georgetown at Syracuse	32,589
1996-97	Georgetown at Syracuse	29,877
1997-98	Georgetown at Syracuse	27,726
1998-99	Connecticut at Syracuse	30,367
1999-00	Georgetown at Syracuse	31,009
2000-01	Seton Hall at Syracuse	29,453
2001-02	Georgetown at Syracuse	29,295
2002-03	Rutgers at Syracuse	33,071
2003-04	Connecticut at Syracuse	32,944
2004-05	Notre Dame at Syracuse	33,199
2005-06	Villanova at Syracuse	33,633
2006-07	Connecticut at Syracuse	32,376
2007-08	Georgetown at Syracuse	31,327
2008-09	Georgetown at Syracuse	31,841
2009-10	Villanova at Syracuse	34,616
2010-11	Villanova at Syracuse	33,736
2011-12	Connecticut at Syracuse	33,340
2012-13	Georgetown at Syracuse	35,012
2013-14	Duke at Syracuse	35,446
2014-15	Duke at Syracuse	35,446
2015-16	Pittsburgh at Syracuse	28,696
2016-17	Georgia Tech at Syracuse	30,448
2017-18	Clemson at Syracuse	28,670
2018-19	Duke at Syracuse	35,642
2019-20	Duke at Syracuse	31,458
2020-21	pandemic	0
2021-22	Duke at Syracuse	31,830
2022-23	Duke at Syracuse	31,063
2023-24	Notre Dame at Syracuse	25,194
2024-25	Duke at Syracuse	23,313

DOME-INATING

Syracuse In The Dome

Season	W-L	Pct.	Unbeaten Start
2024-25	9-5	.643	5-0
2023-24	14-2	.875	9-0
2022-23	11-7	.611	1-0
2021-22	11-5	.688	2-0
2020-21	13-1	.929	5-0
2019-20	11-7	.611	0-1
2018-19	13-6	.684	6-0
2017-18	14-5	.737	8-0
2016-17	17-4	.810	6-0
2015-16	13-4	.765	3-0
2014-15	13-5	.722	4-0
2013-14	16-2	.889	16-0
2012-13	17-2	.895	16-0
2011-12	19-0	1.000	19-0
2010-11	16-3	.842	13-0
2009-10	17-2	.895	9-0
2008-09	16-3	.842	7-0
2007-08	16-6	.727	3-0
2006-07	18-4	.818	6-0
2005-06	14-5	.909	2-0
2004-05	16-2	.889	14-0
2003-04	14-3	.824	0-1
2002-03	17-0	1.000	17-0
2001-02	15-4	.789	6-0
2000-01	15-2	.882	6-0
1999-00	17-1	.944	13-0
1998-99	9-7	.563	3-0
1997-98	12-4	.750	8-0
1996-97	9-7	.563	1-0
1995-96	15-1	.938	10-0
1994-95	14-2	.875	12-0
1993-94	16-1	.941	4-0
1992-93	12-4	.750	7-0
1991-92	14-3	.824	13-0
1990-91	16-1	.941	8-0
1989-90	13-3	.813	7-0
1988-89	18-1	.947	10-0
1987-88	13-3	.813	8-0
1986-87	17-2	.895	11-0
1985-86	17-2	.895	14-0
1984-85	13-2	.867	6-0
1983-84	14-3	.824	4-0
1982-83	14-2	.875	8-0
1981-82	11-6	.647	2-0
1980-81	17-3	.850	2-0
Overall	646-147	.815	



SYRACUSE EARNS FOUR COMMITMENTS FROM THE CLASS OF '25

Guard **Kiyan Anthony** from Long Island Lutheran High School, **Luke Fennell**, a guard from Melbourne, Australia, Dominican High School (Wisc.) guard **Aaron Womack**, and forward **Sadiq White Jr.** from Charlotte, N.C., have committed to enroll at Syracuse and play for the Orange.

Anthony, from Glen Head, N.Y., is the son of program legend Carmelo Anthony. A four-star recruit, Anthony is ranked as the 34th best player and the sixth-best shooting guard in the Class of '25 by 247Sports.com. ESPN.com has Anthony rated 36th overall and ninth among shooting guards. He is 35th overall and the ninth-rated shooting guard by On3.com. Anthony's other ratings, from Rivals.com, are 48th overall and 15th among shooting guards.

He attends Long Island Lutheran High School (N.Y.), where he transferred from Christ the King High School in Queens before his junior year. Anthony was injured after scoring 16 points in the 2024-25 season-opening win, 74-35, against St. Joseph's Collegiate Institute. He returned to the lineup on January 10 and has helped the Crusaders forge a 12-game winning streak. Anthony had 18 points when Long Island Lutheran defeated Green Tech, 87-62.

Anthony helped Long Island Lutheran to a 21-5 record in 2023-24. The Crusaders lost in the quarterfinals of the Chipotle Nationals. He enters the season on the Naismith Boys' High School Player of the Year watchlist.

Fennell, a 6-6 combo guard, plays at South East Melbourne. The Phoenix competes in the National Basketball League (NBL), a professional league in Australia and New Zealand. He will spend the 2024-25 season as a developmental player.

Fennell participated in the 2024 FIBA U-18 Asia Cup with Australia. Fennell averaged 11.8 points per game, and helped propel the Aussies to a 6-0 record and tournament victory. He was also part of Australia's U-18 team that won the gold medal in the Albert Schweitzer Games in Germany. Australia was 7-0 in the tournament.

Fennell earned a four-star ranking from 247 Sports. He was rated the 23rd shooting guard in the Class of 2025.

White Jr. is playing at IMG Academy (Fla.) in his senior year, after transferring from Myers Park High School (N.C.). ESPN.com has him rated as a five-star prospect and the 15th-best recruit in the class of 2025. White Jr. was a four-star performer, rated 26th overall, and ranked seventh among power forwards by 247 Sports. Rivals.com ranks White Jr. a four-star player, 32nd overall and sixth among power forwards in the Class of 2025.

White Jr. averaged 16.9 points and 5.6 rebounds per game in 2023-24. The Mustangs were 27-3 overall and reached the state quarterfinals. White Jr. was a 2024 Max Preps Honorable Mention All-American and made the 2024 North Carolina Basketball Coaches Association (NCBCA) All-State Team.

Aaron Womack, from Milwaukee, Wisc., is averaging 30.7 points and 11.4 rebounds per contest after 18 games for Dominican this winter. He has 12 double-doubles. Womack posted a 50-point, 17-rebound effort in Dominican's 100-75 victory at Milwaukee Hamilton. He followed that with 46 points and 13 boards in a 107-60 win at St. Augustine Prep. He has topped 20 points in 17-of-18 outings.

Womack had a stellar junior year, averaging 21.9 points, 9.4 rebounds and 3.8 assists per game. Dominican finished 24-4 overall and 12-2 in the Metro Classic Conference. The Knights reached the Wisconsin Interscholastic Athletic Association (WIAA) Sectional 4 quarterfinals.




Iverson Roundball Classic
May 3, 2025, Hampton, Va.
Kiyan Anthony
Sadiq White



The Naismith Trophy Boys' High School Player of the Year was established in 1987. Previous winners have included Cooper Flagg (2024), Ben Simmons (2015), Andrew Wiggins (2013), Kevin Love (2007), Dwight Howard (2004), LeBron James (2003) and Kobe Bryant (1996).

2024-25 BOYS NAISMITH TROPHY WATCHLIST

Player	School
Shon Abaev	Calvary Christian Academy
Matthew Able	Sagemont Prep School
Darius Acuff	IMG Academy
Darius Adams	La Lumiere
Nate Ament	Highland
Kiyan Anthony	Long Island Lutheran
Dwayne Aristode	Brewster Academy
Tajh Ariza	Westchester Enriched Sciences
Cameron Boozer	Christopher Columbus
Cayden Boozer	Christopher Columbus
Mikel Brown Jr.	DME Academy
Niko Bundalo	Prolific Prep
Brayden Burries	Eleanor Roosevelt
Chris Cenac Jr.	Link Academy
John Clark	Link Academy
Jason Crowe Jr.	Inglewood
AJ Dybantsa	Utah Prep
Jerry Easter	Link Academy
Kingston Flemings	Brennan
Davis Fogle	AZ Compass Prep
Hudson Greer	Montverde Academy
Davion Hannah	Link Academy
Jalen Haralson	La Lumiere School
Isiah Harwell	Wasatch Academy
Shelton Henderson	Bellaire
Caleb Holt	Grayson
CJ Ingram	Oak Ridge
London Jemison	St. Thomas More
Jasper Johnson	Overtime Elite
Nikolas Khamenia	Harvard-Westlake
Acaden Lewis	Sidwell Friends
Brendon McCoy Jr.	St. John Bosco
Trey McKenney	St. Mary's Prep
Kayden Mingo	Long Island Lutheran
Malachi Moreno	Great Crossing
Braylon Mullins	Greenfield-Central
Miikka Muurinen	AZ Compass Prep
Koa Peat	Perry
Darryn Peterson	Prolific Prep
Eric Reibe	The Bullis School
Jordan Smith Jr.	St. Paul VI Catholic
Xavion Staton	Sierra Vista
Tyran Stokes	Notre Dame
Meleek Thomas	Overtime Elite
Bryson Tiller	Overtime Elite
Jaden Toombs	Dynamic Prep
Sadiq White Jr.	IMG Academy
Caleb Wilson	Holy Innocents' Episcopal
Tounde Yessoufou	St. Joseph



J.J. Starling

November Best
J.J. Starling
 6 games
 19.8 ppg.
 4.5 rpg.
 3.0 apg.
 0.4 bpg.
 0.5 spg.
 36.6 mpg.

November Regular Season Notes

- ✓ **Nov. 27: Donnie Freeman** had a game-high 23 points and 12 rebounds and Syracuse won its 44th straight contest against Cornell, 82-72.
- ✓ **Elijah Moore** contributed a season-best 19 points and hauled in seven rebounds.
- ✓ **Nov. 22: J.J. Starling** had 27 points and **Chris Bell** 22 but it was not enough and the Orange lost to Texas Tech, 79-74, in the UKG Legends Classic.
- ✓ **Donnie Freeman** had a career-best 13 rebounds to lead the Orange.
- ✓ **Nov. 21:** SU came back from a 16-point deficit and led by one before losing to Texas, 70-66, in the UKG Legends Classic.
- ✓ **Eddie Lampkin** scored 12 of his 14 points in the second half and had six assists.
- ✓ **J.J. Starling** tallied 16 points and **Jyáre Davis** had 11 points and seven rebounds
- ✓ **Nov. 16: J.J. Starling** had a career-best 38 points, and the Orange defeated Youngstown in two overtimes, 104-95.
- ✓ **Eddie Lampkin** produced 20 points and 13 rebounds and **Donnie Freeman** added a season-high 19 points and 12 boards.
- ✓ **Nov. 12: Eddie Lampkin** had 15 points and 12 boards to lead SU past Colgate, 74-72.
- ✓ **Chris Bell** scored all 14 of his points in the second half against the Raiders.
- ✓ **Nov. 4: Jyáre Davis** (22 points-12 rebounds) and **Donnie Freeman** (10-11) contributed double-doubles and the Orange defeated Le Moyne, 86-82.
- ✓ **Chris Bell** scored 20 points and helped SU rally from a nine-point, first-half deficit.

THE BASKETBALL HALL OF FAME



The Kareem -Abdul Jabbar Award is presented annually since 2015 to the most outstanding center in men's basketball. The Basketball Hall of Fame administers the award and compiles the preseason watch list of 20 candidates, which included SU's **Eddie Lampkin Jr.**

2025 ABDUL-JABBAR AWARD WATCHLIST

Player	School
Clifford Omoruyi	Alabama
Motiejus Krivas	Arizona
Jayden Quaintance	Arizona State
Jonas Aidoo	Arkansas
Ryan Kalkbrenner	Creighton
Khaman Maluach	Duke
Oumar Ballo	Indiana
Hunter Dickinson	Kansas
Amari Williams	Kentucky
Derik Queen	Maryland
Vladislav Goldin	Michigan
Dawson Garcia	Minnesota
Malik Dia	Ole Miss
Robbie Avila	Saint Louis
Mitchell Saxen	Saint Mary's
Maxime Raynaud	Stanford
Eddie Lampkin Jr.	Syracuse
William Kyle III	UCLA
Samson Johnson	UConn
Efton Reid II	Wake Forest

THE BASKETBALL HALL OF FAME



The Karl Malone Award is presented annually since 2015 to the most outstanding power forward. The Basketball Hall of Fame compiles the preseason watch list of 20 candidates, which included SU's **Donnie Freeman**.

2025 MALONE AWARD WATCHLIST

Player	School
Grant Nelson	Alabama
Trey Townsend	Arizona
Johni Broome	Auburn
Norchad Omier	Baylor
Ian Schieffelin	Clemson
Graham Ike	Gonzaga
J'Wan Roberts	Houston
Will Riley	Illinois
Malik Reneau	Indiana
Coleman Hawkins	Kansas State
Julian Reese	Maryland
Cade Tyson	North Carolina
Caden Pierce	Princeton
Bryce Hopkins	Providence
JT Toppin	Texas Tech
Donnie Freeman	Syracuse
Yaxel Lendeborg	UAB
Alex Karaban	UConn
Eric Dixon	Villanova
Great Osobor	Washington

SU FRESHMAN REBOUNDING

Name	Gms.	Reb.	Avg.	Year
1. Carmelo Anthony	35	349	10.0	2002-03
2. Oshae Brissett	37	327	8.8	2017-18
3. Dale Shackelford	29	256	8.8	1975-76
4. Derrick Coleman	38	333	8.8	1986-87
5. Roosevelt Bouie	30	242	8.1	1976-77
6. Donnie Freeman	14	111	7.9	2024-25
7. John Wallace	29	221	7.6	1992-93
8. Donte Greene	35	251	7.2	2007-08
9. Paul Harris	35	248	7.1	2006-07
10. Billy Owens	38	263	6.9	1988-89



October Best
Chris Bell
2 exhibition games
16.5 ppg.
3.0 rpg.
3.0 apg.
0.5 bpg.
0.5 spg.
18.0 mpg.

Chris Bell

October Exhibition Season Notes

- ✓ **Oct. 30:** The Orange defeated Slippery Rock, 96-51. Syracuse led by as many as 48 in the triumph.
- ✓ **Chris Bell** hit five 3-pointers and finished with a squad-best 17 points. **Elijah Moore** had 12 points and **J'yare Davis** posted 11 points seven boards.
- ✓ **Oct. 26:** **Jaquan Carlos** had 14 points and 10 assists to help Syracuse defeat Clarion, 101-73. **J.J. Starling** led four double-digit scorers with 17 points.
- ✓ **Donnie Freeman** had 16 points and seven rebounds and **Chris Bell** contributed 16 points, including four 3-pointers.



Suits And Sneakers Week

The American Cancer Society's Coaches vs. Cancer "Suits And Sneakers Week" was held January 27-Feb. 2. The nationwide, annual event helps bring attention to the ongoing fight against cancer.

Basketball coaches and players at the collegiate and scholastic level join in supporting the initiative.

The Syracuse coaching staff participated again this season. Coach Adrian Autry and his staff wore Suits and Sneakers lapel pins at the Stanford (Jan. 29) and California (Feb. 1) road contests.

Additional information is available at coachesvscancer.org.



SU SINGLE-GAME REBOUNDS

Syracuse

Rebs.	Name (Game)	Date
1.	34 Frank Reddout at Temple	2/9/1952
2.	25 Dave Bing, Cornell	2/8/1966
3.	23 Eddie Lampkin, Pittsburgh	1/25/2025
23	Derrick Coleman vs. Villanova (BET)	3/10/1990
23	Dan Schayes, Georgetown	2/9/1981
23	Rudy Hackett at W. Virginia	2/11/1974
23	Bill Smith, West Virginia	2/13/1971
23	Vaughn Harper, Colgate	3/4/1967
23	Norm Goldsmith, Colgate	1/25/1964
10.	22 Rick Jackson, Detroit	11/16/2010
22	Paul Harris vs. Connecticut (BET) 6 OT	3/12/2009
22	Billy Owens vs. Villanova (BET)	3/8/1991
22	Rudy Hackett at La Salle	12/12/1973
22	Dave Bing, Penn State	2/20/1965
15.	21 Jesse Edwards, Bryant	11/26/2002
21	Derrick Coleman, Providence	1/20/1990
21	Rudy Hackett vs. St. Bonaventure (ECAC)	3/8/1975
21	Rudy Hackett at St. Bonaventure	2/4/1975
21	Vaughn Harper vs. Manhattan	12/21/1966
21	Dave Bing, Colgate	1/13/1965
21.	20 Tyler Roberson at Duke	1/18/2016
*20	Terrence Roberts vs. Notre Dame (BET)	3/8/2007

ORANGE OVERSEAS

Player	at SU	Team	Notes	includes games of 2/9/2025
Jimmy Boenheim	2021-22	BG Goettingen (Germany)	16 games, 11.1 ppg., 3.8 rpg.	
Rakeem Christmas	2011-15	Amartha Hangtuah (Indonesia)	8 game, 15.8 ppg., 9.6 rpg.	
Marek Dolezaj	2017-21	Keflavik IF (Iceland)	10 games, 8.3 ppg., 5.9 rpg.	
Tyler Ennis	2013-14	Venezia (Italy)	13 games, 14.6 ppg., 5.6 apg.	
Joseph Girard III	2019-23	Kedainiai Nevezis (Lithuania)	18 games, 21.2 ppg., 3.2 apg.	
B.J. Johnson	2013-15	Lokomotiv Kuban (Russia)	23 games, 12.5 ppg., 3.8 rpg.	
Symir Torrence	2021-23	Nilan Bisons (Finland)	25 games, 10.8 ppg., 7.3 apg.	

MEDIA SERVICES

Interview Opportunities

Postgame: A press conference with **Coach Adrian Autry** will be held in the press room, followed by player availability in the Syracuse locker room. Contact Pete Moore in Athletic Communications (315) 443-26-8 for details

Coach Autry: Media should contact Pete Moore to check on Coach Autry's availability.

Student-Athletes and Assistant Coaches: Please respect the privacy of the student-athletes and their families by **NOT contacting them directly**. Interviews **SHOULD NOT** be conducted without making the arrangements through Pete Moore.

Attending Practice: All practice sessions are closed.

Radio

Syracuse IMG Sports Network: Voice of the Orange **Matt Park '97** and analyst **Jim Satalin** broadcast all of Syracuse's games on the Syracuse IMG Radio Network. The programming originates from **WTKW-FM (99.5)** and is carried by affiliates in New York, Pennsylvania and Vermont. **WAER-FM (88.3)** also carries SU men's basketball games home and away.

SU on Sirius: SIRIUS Satellite radio carries SU men's basketball games on a family of more than 120 stations. Visit www.sirius.com for a guide.

Internet

www.cuse.com: The site includes up-to-the minute SU athletics news, rosters, schedules, results and statistics for all 21 varsity sports. Broadcasts of Syracuse University men's basketball can be heard through the website.

Cuse.com

Coach Adrian Autry's post-game press conference and game highlights are available on Cuse.com.

Atlantic Coast Conference (www.acc.com):

The ACC website contains current news, standings, notes, results and statistics.

Athletic Communications Men's Basketball Directory

Pete Moore, director315-443-2608
 cell phone315-952-5011
 e-mail address pimoore@syr.edu
 Jacob Kisamore, assistant.....315-443-2608

SU DUNK BOARD

includes Boston College game

Player	Games	Dunks	Career
Chris Bell	24	5	15
Donnie Freeman	14	11	11
Naheem McLeod	9	2	10
Jyare Davis	24	6	6
J.J. Starling	17	3	4
Kyle Cuffe Jr.	21	1	3
Eddie Lampkin	24	5	5
Petar Majstorovic	22	1	1
Elijah Moore	24	1	1
Lucas Taylor	24	1	1
Total	24	36	



Adrian Autry is in his second season as head coach at his alma mater.

ADRIAN "RED" AUTRY, Head Coach



Autry Enters Second Season As Court Boss

Adrian Autry is in his second year as head coach at his alma mater. In his first campaign at the helm, Autry guided the Orange to a 20-12 overall record and an 11-9 Atlantic Coast Conference mark.

Autry was named head coach at Syracuse University following the completion of the 2022-23 season. He was selected to replace his mentor, Hall of Fame coach Jim Boeheim, who held the post for 47 years.

Autry had returned to his alma mater when he was named an assistant coach prior to the 2011-12 season. In March of 2017, Autry was promoted to associate head coach.

A product of St. Nicholas of Tolentine in the Bronx, Autry was a McDonald's All-American in 1990. He earned first-team All-New York City three times and played on the 1988 New York City and New York State championship squads.

An Orange Star

Autry started 116-of-121 games in four seasons with the Orange, a stretch that began in 1990 and ended in 1994. Autry still ranks fifth in career assists (631) and sixth in career steals (217) at Syracuse. The Orange earned NCAA Tournament invitations in 1990-91, 1991-92 and 1993-94.

He graduated from SU with a degree in Speech Communication in 1994.

Overseas Orange

Autry had a successful professional basketball career, primarily in European leagues. He played for teams in Belgium, France, Germany, Italy, Poland, Russia, Turkey and Venezuela. Autry also had stints in the United States Basketball League (USBL).

The Quest To Coach

Autry embarked on a coaching career in January 2006 when he was hired as associate head coach at Bishop Ireton Catholic High School (Va.). He became AAU basketball coach with Nova United in April 2006, leading the 14-Under team and then the 15-Under squad. In September 2007, he became assistant basketball coach at Paul VI High School (Va.). He was named an assistant coach on the AAU Triple Threat squad, working with the 17-Under team, in 2008.

He moved into the collegiate ranks in 2008 when he was hired by then-head coach Seth Greenburg as director of basketball operations at Virginia Tech. He was later elevated to an assistant coach post, before moving back to Syracuse.

ADRIAN AUTRY RECORDS

SU Head Coach	31-25 (.554)
Overtime Games	1-0 (1.000)
Season Openers	2-0 (1.000)
ACC Regular Season	13-12 (.520)
SU Assistant (2011-23):	264-145 (.645)
SU Player (1990-94):	91-32 (.740)

SYRACUSE FIRST-YEAR COACHES

Coch	Season	First Year Record
Adrian Autry	2023-24	20-10
Jim Boeheim	1976-77	26-4
Roy Danforth	1968-69	9-16
Fred Lewis	1962-63	8-13
Marc Guley	1950-15	19-9
Lewis Andreas	1924-25	15-2
Edmund Dollard	1911-12	11-3
John A.R. Scott	1903-04	11-8

AUTRY'S STATISTICS AT SYRACUSE

Year	G	FG	FGA	Pct	3FG	3FGA	Pct	FT	FTA	Pct	R	Avg	A	Pts	Avg
1990-91	31	106	264	.402	26	82	.317	62	88	.705	79	2.5	164	300	9.7
1991-92	31	109	297	.367	33	99	.333	90	128	.703	126	4.1	123	341	11.0
1992-93	29	140	324	.432	33	109	.302	83	104	.798	106	3.7	161	396	13.7
1993-94	30	178	396	.449	47	127	.370	98	125	.784	145	4.8	183	501	16.7
Totals	121	533	1,281	.416	139	417	.333	333	445	.748	456	3.8	631	1,538	12.7

2024-25 AP POLL

Feb. 10, 2025

No.	Team	W-L	Points
1.	Auburn (34)	21-2	1,479
2.	Alabama (23)	20-3	1,470
3.	Florida (3)	20-3	1,342
3.	Duke	20-3	1,342
5.	Tennessee (1)	20-4	1,315
6.	Houston	19-4	1,235
7.	Purdue	19-5	1,142
8.	Texas A&M	18-5	1,065
9.	St. John's	21-3	1,058
10.	Iowa State	18-5	880
11.	Michigan State	19-4	868
12.	Texas Tech	18-5	778
13.	Arizona	17-6	701
14.	Memphis	20-4	676
15.	Kentucky	16-7	558
16.	Wisconsin	19-5	488
17.	Kansas	16-7	469
18.	Marquette	18-6	442
19.	Ole Miss	18-6	415
20.	Michigan	18-5	350
21.	Missouri	17-6	333
22.	Mississippi State	17-6	292
23.	Clemson	19-5	291
24.	Creighton	18-6	198
25.	Maryland	18-6	196

Others receiving votes: UCLA 123, Connecticut 106, Illinois 59, Louisville 53, New Mexico 40, Drake 21, Saint Mary's 20, Utah State 8, George Mason 7, Gonzaga 5

2024-25 COACHES POLL

Feb. 10, 2025

No.	Team	W-L	Points
1.	Alabama (15)	20-3	758
2.	Auburn (16)	21-2	741
3.	Florida	20-3	688
4.	Tennessee	20-4	669
5.	Duke	20-3	665
6.	Houston	19-4	639
7.	Purdue	19-5	575
8.	St. John's	21-3	558
9.	Texas A&M	18-5	501
10.	Iowa State	18-5	482
11.	Michigan State	19-4	458
12.	Texas Tech	18-5	369
13.	Arizona	17-6	367
14.	Memphis	20-4	357
15.	Wisconsin	19-5	284
16.	Marquette	18-6	248
17.	Michigan	18-5	241
18.	Kentucky	16-7	217
19.	Clemson	19-5	196
20.	Kansas	16-7	186
21.	Creighton	18-6	148
22.	Missouri	17-6	142
23.	Ole Miss	18-6	127
24.	Connecticut	16-7	96
25.	Maryland	18-6	87

Others receiving votes: Mississippi State 72, Louisville 57, Saint Mary's 51, UCLA 42, Illinois 19, New Mexico 16, Gonzaga 7, Oregon 5, VCU 2, Utah State 2, UC San Diego, 1, Drake 1, Baylor 1

SYRACUSE POLL POINTS

The last time. . .

SU vs.	2/5/25	#2 Duke 83, SU 54
ranked team		
SU win vs.	2/13/24	SU 86, #7 North Carolina 79
ranked team		
Both ranked	11/16/18	#13 Oregon 80, #15 SU 65
Both top 10	2/22/14	#5 Duke 66, #1 SU 60
Both top 5	2/22/14	#5 Duke 66, #1 SU 60
SU vs. ranked	11/20/23	#7 Tennessee 73, SU 56
back-to-back	11/21/23	#11 Gonzaga 76, SU 57
SU played #1	2/23/19	#1 Duke 75, SU 65
SU beat #1	1/14/19	SU 95, #1 Duke 91 OT
SU played #2	2/5/25	#2 Duke 83, SU 54
SU beat #2	2/3/03	SU 67, #2 Pittsburgh 65
SU played #3	12/3/24	#3 Tennessee 96, SU 70
SU beat #3	3/12/09	#18 SU 127, #3 UConn 117 6 OT
SU played #4	3/27/16	SU 68, #4 Virginia 62 (NCAA)
SU beat #4	3/27/16	SU 68, #4 Virginia 62 (NCAA)
SU played #5	3/14/19	#5 Duke 84, SU 72 (ACCT)
SU beat #5	3/18/18	SU 55, #5 Mich. State (NCAA) 53
SU played #6	1/30/23	#6 Virginia 67, SU 62
SU beat #6	1/28/17	SU 82, #6 Florida State 72
SU played #7	2/13/24	SU 86, #7 North Carolina 79
SU beat #7	2/13/24	SU 86, #7 North Carolina 79
SU played #8	1/25/21	#8 Virginia 81, SU 58
SU beat #8	12/28/13	#2 SU 78, #8 Villanova 62
SU played #9	2/1/20	#9 Duke 97, SU 88
SU beat #9	2/4/17	SU 66, #9 Virginia 62
SU played #10	1/26/19	#10 Virginia Tech 78, SU 56
SU beat #10	2/22/17	SU 78, #10 Duke 75
SU played #11	11/21/23	#11 Gonzaga 76, SU 57
SU beat #11	2/26/11	#17 SU 58, #11 Georgetown 51
SU played #12	3/7/18	#12 N. Carolina 78, SU 59 (ACCT)
SU beat #12	2/18/15	SU 69, #12 Louisville 59
SU played #13	3/21/21	SU 75, #13 West Virginia 72
SU beat #13	3/21/21	SU 75, #13 West Virginia 72
SU played #14	1/2/24	#14 Duke 86, SU 66
SU beat #14	3/22/12*	#2 SU 64, #14 Wisconsin 63 (NCAA)
SU played #15	3/11/21	#15 Virginia 72, SU 69 (ACCT)
SU beat #15	3/30/13	#16 SU 55, #15 Marquette 39 (NCAA)
SU played #16	3/19/21	#16 Illinois 73, SU 44
SU beat #16	3/19/21	SU 78, #16 San Diego St. 62
SU played #17	1/16/23	#17 Miami 82, SU 78
SU beat #17	2/1/14	#2 SU 91, #17 Duke 89 OT
SU played #18	1/11/20	SU 63, #18/18 Virginia 55 OT
SU beat #18	1/11/20	SU 63, #18/18 Virginia 55 OT
SU played #19	11/26/21	#19 Auburn 89, Syracuse 68
SU beat #19	3/3/12	#2 SU 58, #19 Louisville 49
SU played #20	1/18/16	SU 64, #20 Duke 62
SU beat #20	1/18/16	SU 64, #20 Duke 62
SU played #21	12/9/20	#21 Rutgers 79, Syracuse 69
SU beat #21	1/21/13	#t3 SU 57, #21 Cincinnati 55
SU played #22	2/5/19	#22 Florida State 80, SU 62
SU beat #22	1/18/14	#2 SU 59, #22 Pittsburgh 54
SU played #23	2/14/23	SU 75, #23 NC State 72
SU beat #23	2/14/23	SU 75, #23 NC State 72
SU played #24	11/19/04	SU 71, #24 Memphis 62
SU beat #24	11/19/04	SU 71, #24 Memphis 62
SU played #25	1/28/16	SU 81, #25 Notre Dame 66
SU beat #25	1/28/16	SU 81, #25 Notre Dame 66
Ranked opponents		
in a season	15	2008-09

*wins vacated by NCAA sanctions

SU IN THE 2024-25 POLLS

Date	AP	Coaches
Preseason	--	--
Nov. 11	--	--
Nov. 18	--	--
Nov. 25	--	--
Dec. 2	--	--
Dec. 9	--	--
Dec. 16	--	--
Dec. 23	--	--
Dec. 30	--	--
Jan. 6	--	--
Jan. 13	--	--
Jan. 20	--	--
Jan. 27	--	--
Feb. 3	--	--

SU'S MOST FAMILIAR FOES

Opponents	Games
1. Colgate (Nov. 12)	176
2. Cornell (Nov. 27)	129
3. Pittsburgh (Jan. 25, Feb. 18)	127
4. Penn State	106
5. Georgetown (Dec. 14)	100
6. Connecticut	95
7. St. John's	92
8. Boston College (Jan. 11, Feb. 8)	87
9. Niagara	84
10. Villanova	74

bold indicates 2023-24 opponent