



# NC STATE BASKETBALL

2 NATIONAL CHAMPIONSHIPS

29 NCAA APPEARANCES

18 CONFERENCE CHAMPIONSHIPS

20 ALL AMERICANS

## GAME #31 - NC STATE WOLFPACK (12-18, 5-14) AT MIAMI HURRICANES (6-24, 2-17)

SATURDAY, MARCH 8

12:00 PM

WATSCO CENTER

THE CW: PLAY-BY-PLAY: TOM WERME ANALYST: BRIAN OLIVER

RADIO (WOLFPACK SPORTS NETWORK): PLAY-BY-PLAY: MATT CHAZANOW ANALYST: TONY HAYNES

### NC STATE WOLFPACK

KEVIN KEATTS  
HEAD COACH

12-18  
OVERALL

5-14  
ACC

151-112

RECORD AT NC STATE - 8TH SEASON

223-140

CAREER RECORD - 11TH SEASON



VS.



### MIAMI HURRICANES

BILL COURTNEY  
INTERIM HEAD COACH

6-24  
OVERALL

2-17  
ACC

2-16

RECORD AT UM - 1ST SEASON

62-129

CAREER RECORD - 7TH SEASON

### PACK TRACKS

- » NC State celebrated Senior Day on Wednesday night with a 71-63 win over Pitt. The Pack closed the regular season by winning its final three home games.
- » All 71 of the Pack's points in the win were scored by members of the seven-man senior class.
- » A Ben Middlebrooks free throw with 10:24 left in the first half broke a 17-17 tie and the Pack would never trail again. NC State would build a lead as large as 11 points, but a 9-2 Pitt run got the Panthers within one, 55-54, with 4:56 left. A Middlebrooks three-point play on the next possession pushed the lead back to four and NC State made all eight of its free throw attempts in the final 2:18 of the game to end any Panthers threat.
- » Michael O'Connell led NC State with 15 points and a game-high eight assists. It was the first time O'Connell has reached double figures in points since he had 10 points in the game at Wake Forest on Jan. 4 and the first time O'Connell has led the team in scoring since he had 16 points against BYU back on Nov. 29.
- » O'Connell ranks fourth in the NCAA with a 3.57 assist-to-turnover ratio. He has had one or fewer turnovers in 23 games this season. His current assist-to-turnover ratio ranks as the best single-season ratio in program history and his assist-to-turnover ratio in his two years at NC State is 2.93 which currently is the third-best career assist-to-turnover ratio in program history.
- » Breon Pass made his first career start - in his 115th career appearance in an NC State uniform - and tied his career-high with 14 points. Pass knocked down a career-best four three-pointers and added three assists, one steal and one block.
- » NC State continues to rank among the nation's best in valuing the basketball this season. NC State is second in the ACC and ranks 14th in the NCAA in fewest turnovers per game (9.5). The Pack has had single digit turnovers in nine of its last 15 games and 15 total games this season. NC State is aiming for a fourth straight season ranked as one of the nation's best teams in valuing the basketball. The Pack finished 12th in the NCAA last season in turnovers, seventh in 2022-23 and 16th in 2021-22 season.

## PROJECTED NC STATE STARTERS

BASED ON LAST GAME

### 3 DONTREZ STYLES

6-6 • 210 • SR • KINSTON

PTS	REB	BLK	MPG
10.9	5.1	0.9	26.1



**STYLES:** Playing final season of eligibility after playing last season at Georgetown and first two seasons at UNC ... Avg 12.8 pts/5.8 rpg last year for the Hoyas ... Made 49 3s, shooting 36.8% from 3 ... Scored in double figures in 22 games, including five games over 20 ... Scored a career-high 26 points against Mount St. Mary's on 11/18/23 ... Consensus four-star recruit in Class of 2021

### 4 BREON PASS

6-0 • 175 • SR • REIDSVILLE

PTS	AST	3FG%	MPG
4.5	1.1	40.0	13.8



**PASS:** 1 of just 8 scholarship seniors in ACC who has played entire four-year career at same institution ... Wednesday's game vs. Pitt was 115th of career and 1st career start ... Tied career-high with 14 pts vs. Pitt ... Made career-high 4 3-pointers against Pitt ... Leads team in 3PT% at 40.0 ... Two-sport star in HS who had P5 offers to play WR in college ... 2021 NCHSAA Male Athlete of the Year.

### 8 JAYDEN TAYLOR

6-4 • 195 • SR • INDIANAPOLIS, IN

PTS	REB	ST	MPG
10.9	2.8	1.3	29.5




**TAYLOR:** Playing second and final season at NC State after starting career at Butler ... Avg 11.2 pts/3.6 rpg last season for the Pack ... Second on team with 47 steals ... Made 64 3s, shooting 36.4% from 3 ... Led team in free throws made (108) and attempted (143) last season ... Scored in double figures 22 times, including six games over 20 points ... Scored career-high 28 points at Pitt on 3/9/24

### 12 MICHAEL O'CONNELL

6-2 • 195 • GR • MINEOLA, NY

PTS	REB	AST	MPG
6.4	2.8	3.6	29.2



**O'CONNELL:** Playing second and final season at NC State after coming to Pack after three years at Stanford ... Avg 5.7 pts/3.4 rebs/3.2 ast last season ... Led team in assists ... Pack was 20-4 when he had 3+ assists in a game last season ... Season assist/turnover ratio of 2.55 ranked third in ACC and 9th-best mark in program history ... ACC All-Tournament First Team selection in 2024

### 34 BEN MIDDLEBROOKS

6-10 • 240 • SR • FORT LAUDERDALE, FL

PTS	REB	BLK	MPG
7.7	4.2	1.3	21.8



**MIDDLEBROOKS:** Posted second career double-double with 10pts/10reb & added career-high 4 blks in win over USC Upstate on 11/4 ... Playing second and final season at NC State after two years at Clemson ... Avg 5.7 pts/4.4 rebs last season ... Led team with 82 offensive rebounds ... Scored career-high 21 points in NCAA Tournament win over Texas Tech on 3/21

### RECORD

12-18

ACC	5-14
Non-Conference	7-4
Home	12-6
Neutral	0-2
Road	0-10

### 2024-25 SCHEDULE

DATE	OPPONENT	TIME	TV	RESULT
NOVEMBER (5-2)				
4	USC Upstate	7 PM	ACCNX	W, 97-66
8	Presbyterian	7 PM	ACCNX	W, 81-72
13	Coastal Carolina	7 PM	ACCNX	W, 82-70
18	Colgate	7 PM	ACCN	W, 72-49
22	William & Mary	7 PM	ACCNX	W, 84-61
28	#13/12 Purdue - 1	3 PM	FS1	L, 61-71
29	#RV/RV BYU - 1	3:30 PM	FOX	L, 61-72
DECEMBER (3-3)				
4	#RV/RV Texas	9:15 PM	ESPN2	L, 59-63
7	#RV/- Florida State	4 PM	ESPN	W, 84-74 (ot)
10	Coppin State	7 PM	ACCNX	W, 66-56
14	at #10/10 Kansas	3:15 PM	ESPN	L, 60-75
22	Rider	4 PM	ACCN	W, 89-63
31	at Virginia	12 PM	ESPN2	L, 67-70
JANUARY (1-6)				
4	at Wake Forest	12 PM	THE CW	L, 59-77
8	Notre Dame	7 PM	ESPN	W, 66-65
11	North Carolina	4 PM	ACCN	L, 61-63
15	at Virginia Tech	7 PM	ESPN	L, 76-79
18	California	6 PM	ACCN	L, 62-65
25	SMU	12 PM	THE CW	L, 57-63
27	at #2/2 Duke	8:30 PM	ESPN	L, 64-74
FEBRUARY (2-6)				
1	#RV/25 Clemson	1:30 PM	THE CW	L, 58-68
5	at California	11 PM	ACCN	L, 62-74
8	at Stanford	7 PM	ACCN	L, 73-74
12	#RV/RV Louisville	7 PM	ESPN2	L, 66-91
15	Boston College	2 PM	ACCN	W, 70-62
19	at North Carolina	7 PM	ESPN	L, 73-97
22	Wake Forest	2 PM	ESPN2	W, 85-73
26	at Syracuse	7 PM	ESPN	L, 60-74
MARCH (1-1)				
1	at Georgia Tech	3 PM	ACCN	L, 62-87
5	Pitt	7 PM	ESPN	W, 71-63
8	at Miami	12 PM	THE CW	

1 - Rady Children's Invitational (San Diego, Calif.)

### NC STATE COMMUNICATIONS

CRAIG HAMMEL DIRECTOR/MBB CONTACT  
EMAIL: CWHAMME2@NCSUEDU CELL: 317-292-0858

## QUICK FACTS

Location ..... Raleigh, N.C.  
 Founded ..... March 7, 1887  
 Enrollment: ..... 36,304  
 Nickname: ..... Wolfpack  
 Mascot: ..... Mr. and Ms. WUF  
 School Colors: ..... Red (PMS 186) and White  
 Conference: ..... Atlantic Coast  
 Chancellor: ..... Dr. Randy Woodson  
 Athletics Director: ..... Boo Corrigan  
 Athletics Dept. Phone: ..... 919-515-2101  
 Basketball Office Phone: ..... 919-515-3134  
 Ticket Office Phone: ..... 919-865-1510

## LENOVO CENTER

Capacity: ..... 19,500  
 Record at Lenovo Center: ..... 294-127 (.698)  
 Record at Lenovo Center (Keatts): ... 88-37 (.704)

## MEDIA INFORMATION

Credentials are issued to working members of the media only. Requests should be made online via NC State's application link (<https://forms.gle/oCvAh3ti-HgdJ9Uxr7>).

Any questions can be sent to Craig Hammel, Assistant Athletics Director of Athletics Communications.

Head coach Kevin Keatts and select players will regularly conduct media availabilities throughout the season. Email Craig if you'd like to be added to the NC State men's basketball distribution list.

## ACC COACHES WEEKLY ZOOM

ACC head basketball coaches will be featured on nine Monday zooms during the 2024-25 season. The season's first teleconference will take place with all 15 coaches on Monday, January 6, 2025. Each coach will have 10 minutes to make an opening statement and answer questions. Email Andy Fledderjohann ([afledder@theacc.org](mailto:afledder@theacc.org)) to receive the weekly zoom link.

## Kevin Keatts' ACC Zoom Schedule

Monday, Jan. 6 - 11:10 a.m.  
 Monday, Jan. 13 - 11:00 a.m.  
 Monday, Jan. 20 - 11:10 a.m.  
 Monday, Feb. 3 - 11:10 a.m.  
 Monday, Feb. 10 - 10:50 a.m.  
 Monday, Feb. 17 - 11:00 a.m.  
 Monday, Feb. 24 - 10:50 a.m.  
 Monday, March 3 - 11:00 a.m.

## ATHLETICS COMMUNICATION STAFF



**Craig Hammel (Primary)**  
 Email: [cwhamme2@ncsu.edu](mailto:cwhamme2@ncsu.edu)  
 Cell: 317-292-0858  
 Twitter: @Hammel\_Craig



**Anne Hirschfeld (Secondary)**  
 Email: [ahirsch2@ncsu.edu](mailto:ahirsch2@ncsu.edu)

## NC STATE NUMERICAL ROSTER

No.	Name	Pos.	Class	Ht.	Wt.	Hometown/High School (Previous College)
0	Mike James	G	R-Jr.	6-5	200	Orlando, Fla./Oak Ridge (Louisville)
1	Brandon Huntley-Hatfield	F	Gr.	6-10	240	Clarksville, Tenn./Scotland Campus Prep (Pa.) (Louisville)
2	Paul McNeil, Jr.	G	Fr.	6-5	180	Rockingham, N.C./Richmond Senior
3	Dontrez Styles	G/F	Sr.	6-6	212	Kinston, N.C./Kinston (Georgetown)
4	Breon Pass	G	Sr.	6-0	175	Reidsville, N.C./Reidsville
5	Trey Parker	G	Fr.	6-1	165	Fayetteville, N.C./Overtime Elite
7	Bryce Heard	G	Fr.	6-5	170	Chicago, Ill./Homewood - Flossmoor
8	Jayden Taylor	G	Sr.	6-4	195	Indianapolis, Ind./Perry Meridian (Butler)
10	Marcus Hill, Jr.	G	Sr.	6-4	185	Rockford, Ill./Rockford Christian (Bowling Green)
11	Dennis Parker Jr.	G	So.	6-6	205	Richmond, Va./John Marshall
12	Michael O'Connell	G	Gr.	6-2	195	Mineola, N.Y./Blair Academy (N.J.) (Stanford)
13	KJ Keatts	G	Jr.	5-10	165	Cary, N.C./Grace Christian School
22	Jordan Snell	G	Jr.	6-2	165	Cary, N.C./Panther Creek
33	Ismaël Diouf	F	Jr.	6-9	215	Saint-Jean-sur-Richelieu, Quebec (Laval College)
34	Ben Middlebrooks	F	Sr.	6-10	240	Fort Lauderdale, Fla./Westminster Academy (Clemson)

## COACHING STAFF

**Head Coach:** Kevin Keatts, 8th Season (Marshall '11)  
**Associate Head Coach:** Kareem Richardson, 3rd Season (Evansville '97)  
**Assistant Coach:** Levi Watkins, 3rd Season (NC State '05)  
**Assistant Coach:** Brett Nelson, 1st Season (Florida '04)  
**Assistant Coach:** Larry Dixon, 2nd Season (Johnson C. Smith '96)  
**Assistant Coach:** Steve Snell, 5th Season (Radford '88)  
**Strength and Conditioning Coach:** Pat Murphy, 8th Season (UNC-Wilmington '04)  
**Director of Operations:** Chris Zupko, 5th Season (Roanoke College '95)  
**Director of Player Personnel:** Anthony Wright, 8th Season (Maine '99)  
**Director of Scouting/Quality Control:** John Janovsky, 3rd Season (Pittsburgh '04)  
**Video Coordinator:** Jackson Hayzlett, 4th Season (Bowling Green '14)  
**Assistant Athletic Trainer:** Ron Cooper, 6th Season (Daemen College '13)

## PRONUNCIATION GUIDE:

Ismaël Diouf (Iss-male) (D-uff ... rhymes with hoof)

## ROSTER BREAKDOWN:

## By Class:

**Graduate (2):** Brandon Huntley-Hatfield, Michael O'Connell  
**Senior (5):** Ben Middlebrooks, Marcus Hill, Breon Pass, Dontrez Styles, Jayden Taylor  
**Junior (4):** Ismaël Diouf, Mike James, KJ Keatts, Jordan Snell  
**Sophomore (1):** Dennis Parker, Jr.  
**Freshmen (3):** Bryce Heard, Paul McNeil, Jr., Trey Parker

## By State:

**North Carolina (6):** Keatts, McNeil, Parker, Pass, Snell, Styles  
**Florida (2):** James, Middlebrooks  
**Illinois (2):** Heard, Hill  
**Indiana (1):** Taylor  
**New York (1):** O'Connell  
**Tennessee (1):** Huntley-Hatfield  
**Virginia (1):** Parker  
**International (1):** Diouf (Quebec, Canada)

## Returnees (7 - 5 scholarship/2 walk-ons)

KJ Keatts, Ben Middlebrooks, Michael O'Connell, Dennis Parker, Jr., Breon Pass, Jordan Snell, Jayden Taylor

## Newcomers (8 - 8 scholarship)

Ismaël Diouf, Bryce Heard, Brandon Huntley-Hatfield, Marcus Hill, Mike James, Paul McNeil, Jr., Trey Parker, Dontrez Styles

## OUR BRAND

- We are the WOLFPACK. Wolfpack is SINGULAR  
*"The Wolfpack IS opening the season vs. USC Upstate"*
- NC State's colors are RED and WHITE
- Please refer to us as NC STATE  
 (not North Carolina State)



**ACC 2024-25 PRESEASON POLL**

School (First-place votes in parentheses)	Points
1. Duke (42)	956
2. North Carolina (11)	924
3. Wake Forest (1)	800
4. Clemson	765
5. Virginia	743
6. Miami	659
7. Pitt	636
<b>8. NC State</b>	<b>550</b>
9. Louisville	518
10. Notre Dame	462
11. Syracuse	454
12. Georgia Tech	433
13. SMU	344
14. Virginia Tech	252
15. Florida State	251
16. California	206
17. Stanford	165
18. Boston College	116

**2024-25 PRESEASON ALL-ACC FIRST TEAM**

Name, School	Votes
RJ Davis, North Carolina	54
Hunter Sallis, Wake Forest	52
Cooper Flagg, Duke	52
Markus Burton, Notre Dame	41
Nijel Pack, Miami	37

**2024-25 PRESEASON ALL-ACC SECOND TEAM**

Name, School	Votes
Ian Schieffelin, Clemson	36
Chase Hunter, Clemson	31
Jamir Watkins, Florida State	26
Baye Ndongo, Georgia Tech	21
Ishmael Leggett, Pitt	20

**ACC PRESEASON PLAYER OF YEAR**

RJ Davis, North Carolina, 40 votes  
 Cooper Flagg, Duke, 10  
 Hunter Sallis, Wake Forest, 3  
 Maxime Raynaud, Stanford, 1

**ACC PRESEASON ROOKIE OF YEAR**

Cooper Flagg, Duke, 53 votes  
 Jeremiah Wilkinson, California, 1

**SATURDAY STORYLINES**

- » This year's NC State team is averaging 69.6 points per game and is trending to be the lowest scoring team in the eight years of the Kevin Keatts era and the lowest scoring Pack team since the 2009-10 team averaged 66.6 points per game. The previous low for the Keatts era was 72.8 points per game in the 2020-21 season. Marcus Hill is leading this year's team in scoring with an average of 11.6 points per game. If the season ended today he'd be the lowest leading scorer for NC State since Adam Harrington led the Pack in scoring in the 1998-99 season with an 11.6 points per game average.
- » NC State is averaging 25.9 bench points per game in the last seven outings. NC State has had seven double-digit scoring efforts by five different players off the bench during this stretch (Trey Parker (twice), Paul McNeil (twice), Brandon Huntley-Hatfield, Marcus Hill and Breon Pass). NC State is now averaging 21.6 bench points per game this season which is the highest bench output for the Pack since the 2018-19 team averaged 29.0 bench points per game.
- » NC State finding the range from long-distance. The Pack is averaging just 6.7 made three-pointers per game this season but has now made 62 three-pointers in the last seven games (8.9 per game).
- » Michael O'Connell enters Saturday's season-finale (and final game of his collegiate career) just 17 points shy of 1,000. O'Connell's scoring high in two years with NC State is 16 points which he's done three times. In 160 career games, O'Connell has scored 17 or more points in a game three times.
- » Jayden Taylor is just 34 points shy of 1,500 career points, but has only scored 14 points in the last four games. Taylor is shooting just 5-of-20 (25%) from the field in the last four outings.
- » Ben Middlebrooks is one of just seven players in the ACC that has combined for 65 or more blocks and steals this season. The NC State senior leads the team in blocks with 39 and is third on the team with 27 steals. Middlebrooks has had 11 games this season where he's finished with three blocks or three steals. The more active Middlebrooks is, the better it is for the Pack. NC State is 7-3 when Middlebrooks has multiple blocks in a game this season and is 5-2 when he has multiple steals.
- » Finish out close games. NC State has held a second half lead in 14 of 19 ACC games this season. NC State has led in the second half in nine of its 14 conference losses this season. Seven of the losses have been within one possession with under four minutes to play and NC State has led in the final four minutes in four of those losses.
- » One of NC State's calling cards in the Kevin Keatts era is turning opponent's turnovers into points. In the Pack's 12 wins this season, it is averaging 18.3 points per game off opponents turnovers and has outscored the opponents in points off turnovers by 121 points. In the Pack's 18 losses it averages just 10.9 points off opponent turnovers and has been outscored its opponents in points off turnovers by four points (201-to-197).

**NC STATE SERIES WITH MIAMI**

- » Saturday will be the 31st all-time meeting between NC State and Miami.
- » NC State leads the all-time series with the Hurricanes, 16-14.
- » **Last Meeting (January 31, 2024):** NC State held Miami to a then-season-low 36.4 percent shooting to beat the Hurricanes, 74-68, in Raleigh. DJ Horne led the way for the Wolfpack with a game-high 24 points, with the NC State's offensive effort being aided by a team-best five assists from Michael O'Connell. Jayden Taylor led the way for NC State on the boards, matching his then-career-best with seven rebounds and setting a career-high with three blocks.

**O'CONNELL ETCHING HIS NAME IN NC STATE RECORD BOOKS**

- » Michael O'Connell will wrap up his NC State career on Saturday.
- » In two years, he has certainly made a mark on the program. In addition to hitting one of the most iconic shots in program history (buzzer-beating three to keep NC State's season alive and send its ACC Tournament Semifinal Game against Virginia to overtime) O'Connell will also leave NC State near the top of NC State's assist-turnover ratio leaderboard.

**NC State Single-Season Assist-Turnover Ratio**

	Year	Ast-TO	Ratio
<b>1. Michael O'Connell</b>	<b>2024-25</b>	<b>107-30</b>	<b>3.57</b>
2. Tyler Lewis	2013-14	135-38	3.55
3. Sidney Lowe	1982-83	271-81	3.35

**NC State Career Assist-Turnover Ratio**

	Year	Ast-TO	Ratio
1. Tyler Lewis	2012-14	183-60	3.05
2. Sidney Lowe	1979-83	762-259	2.94
<b>3. Michael O'Connell</b>	<b>2023-25</b>	<b>237-81</b>	<b>2.93</b>

**OLD MAN KEATTS**

- » Note: Kevin Keatts did not approve the title of this note.
- » With recent coaching retirements in the ACC, Kevin Keatts, in his eighth season with the Pack, is now the third-longest tenured coach in the ACC behind Florida State's Leonard Hamilton (22 years) and Clemson's Brad Brownell (14 seasons).
- » Keatts is the only current ACC head coach who has led his team to an ACC Championship and a Final Four appearance.
- » Keatts is one of just two current ACC head coaches to lead his team to the Final Four and one of just four active head coaches to win an ACC Championship.

**RACE TO 70**

- » More or less than 70 points often tells the story on if NC State is coming home with a win.
- » NC State is 10-3 this season when it scores 70 or more points, but just 2-15 when it scores under 70 points. Dating to last season, NC State has won 18 of its last 21 games when it scores at least 70 points.
- » In the Kevin Keatts era, NC State is 136-49 (73.5%) when it scores 70 or more points and is 93-27 (77.5%) when it holds its opponent under 70 points.



**NC STATE PLAYER CAREER STATS***(Stats from all stops in DI collegiate career)*

Scoring	Games	Points
Jayden Taylor	136	1466
Marcus Hill	64	1047
Michael O'Connell	160	983
Brandon Huntley-Hatfield	116	886
Dontrez Styles	107	818
Mike James	64	724
Ben Middlebrooks	130	594
Breon Pass	115	271
Dennis Parker, Jr.	56	214
Trey Parker	27	125
Paul McNeil, Jr.	23	87
Ismaël Diouf	18	39
Bryce Heard	23	28
Jordan Snell	20	6
KJ Keatts	19	2

Rebounds	Games	Rebounds
Brandon Huntley-Hatfield	116	622
Michael O'Connell	160	464
Jayden Taylor	136	448
Ben Middlebrooks	130	422
Dontrez Styles	107	393
Marcus Hill	64	284
Mike James	64	263
Dennis Parker, Jr.	56	156
Breon Pass	115	112
Trey Parker	27	38
Paul McNeil, Jr.	23	30
Ismaël Diouf	18	25
Bryce Heard	23	20
Jordan Snell	20	4
KJ Keatts	19	2

Assists	Games	Assists
Michael O'Connell	160	522
Jayden Taylor	136	180
Marcus Hill	64	134
Brandon Huntley-Hatfield	116	85
Mike James	64	81
Ben Middlebrooks	130	74
Breon Pass	115	67
Dontrez Styles	107	43
Dennis Parker, Jr.	56	29
Trey Parker	27	30
Paul McNeil, Jr.	23	18
Bryce Heard	23	6
Ismaël Diouf	18	4
KJ Keatts	19	0
Jordan Snell	20	0

Steals	Games	Steals
Michael O'Connell	160	161
Jayden Taylor	136	154
Ben Middlebrooks	130	86
Brandon Huntley-Hatfield	116	58
Marcus Hill	64	57
Mike James	64	37
Dontrez Styles	107	35
Dennis Parker, Jr.	56	33
Breon Pass	115	33
Trey Parker	27	14
Paul McNeil, Jr.	23	6
Bryce Heard	23	5
Ismaël Diouf	18	1
KJ Keatts	19	0
Jordan Snell	20	0

Blocks	Games	Blocks
Ben Middlebrooks	130	82
Brandon Huntley-Hatfield	116	66
Dontrez Styles	107	52
Jayden Taylor	136	45
Dennis Parker, Jr.	56	22
Mike James	64	18
Marcus Hill	64	12
Michael O'Connell	160	9
Breon Pass	115	7
Ismaël Diouf	18	4
Trey Parker	27	4
Paul McNeil, Jr.	23	2
Jordan Snell	20	1
Bryce Heard	23	0
KJ Keatts	19	0

**PACK LOOKING TO TURN BENCH BACK INTO AN ADVANTAGE**

- » Kevin Keatts first four teams at NC State all averaged over 20 bench points per game and helped the Pack gain a significant advantage on its opponents as NC State had a +850 point advantage over its opponent in bench points in his first four years combined.
- » From 2021-23, the Pack lost the bench scoring battle in those two seasons by 276 points, but the Pack turned the bench back into a positive in 2023-24 as NC State averaged 18.6 bench points per game on its way to outscoring its opponent's bench by 175 points.

**NC State Bench Scoring**

Season	NC State Bench	Opponent Bench	Margin
2017-18	720 (21.8)	523 (15.8)	+197 (+6.0)
2018-19	1,043 (29.0)	574 (15.9)	+469 (+13.1)
2019-20	661 (20.7)	521 (16.3)	+140 (+4.4)
2020-21	526 (21.0)	482 (19.3)	+44 (+1.8)
2021-22	407 (12.7)	638 (19.9)	-231 (-7.2)
2022-23	473 (13.4)	518 (15.2)	-45 (-1.3)
2023-24	761 (18.6)	586 (14.3)	+175 (+4.3)
2024-25	648 (21.6)	521 (17.4)	+127 (+4.2)

**HOLDING THE OPPONENT UNDER 40% SHOOTING**

- » In the Kevin Keatts era, NC State is 58-10 (85.3%) when it holds the opponent to under 40 percent shooting from the field.
- » That record improves to 32-3 (91.4%) when the Pack holds a non-conference opponent to under 40 percent shooting. NC State is 26-7 (78.8%) in ACC games when it holds an opponent under 40 percent shooting.
- » Including last season's postseason run in the NCAA Tournament, the Pack has won 18 straight games against non-conference opponents when it holds them to under 40 percent shooting.

**WHEN OC IS DISTURBTING...**

- » The Pack is 29-11 (72.5%) in Michael O'Connell's career at NC State when he has three or more assists in a game.
- » Last season, O'Connell's 2.55 assist-to-turnover ratio ranked third in the ACC and was the ninth-best single season mark in program history. This season through 30 games, O'Connell has passed out 107 assists against just 30 turnovers (3.57 assist-to-turnover ratio). He leads the ACC and fourth in the NCAA in assist-to-turnover ratio.

**RUN, RUN, RUN**

- » The Pack has already racked up 397 fast break points this season and has outscored its opponents by 112 points through 30 games, 397-285, in fast break points.
- » NC State's 41 fast break points in the win over William & Mary on Nov. 22 were the most in the Kevin Keatts era.
- » In the season-opening win over USC Upstate, the Pack finished with 36 fast break points which at the time were the most for the Pack since having 37 in a win over FIU on Nov. 15, 2022.
- » This season, NC State ranks third in the ACC and 41st in the NCAA with an average of 13.2 fast break points per game.
- » The NCAA has only been tracking fast break points for two seasons. Last year, NC State ranked 76th in the NCAA with an average of 11.9 fast break points per game. In the 2022-23 season, NC State led the ACC and ranked 13th in the NCAA with an average of 14.9 fast break points per game.

**PACK HAS BEEN ONE OF NATION'S BEST AT LIMITING TURNOVERS**

- » In the last three seasons, NC State has ranked 16th or higher in the nation in fewest turnovers per game.
- » Last season, the Pack ranked 12th in the NCAA, averaging just 9.6 turnovers per game. NC State had single digit turnovers in 22 of 41 games last season. The Pack was 17-5 last year when it had fewer than 10 turnovers in a game.
- » In the 2022-23 season, NC State finished seventh in the NCAA with an average of 9.4 turnovers per game. The Pack's 320 total turnovers for the season were the fewest in program history.
- » Kevin Keatts' led teams have the top three spots on the fewest turnovers in a season list in the program record book.

Season	Turnovers Per Game	NCAA Rank
2024-25	9.5	14th
2023-24	9.6	12th
2022-23	9.4	7th
2021-22	10.1	16th

**NC STATE IN ACC RANKINGS***(Through March 5 Games)***Individual****Blocked Shots**

5. Ben Middlebrooks 1.3

**Steals**

13. Jayden Taylor 1.4

**Assists**

12. Michael O'Connell 3.6

**Assist/Turnover Ratio**

1. Michael O'Connell 3.57

Category	Team	Rank	Stat
Scoring Offense		17th	69.6
Scoring Defense		6th	70.4
Scoring Margin		12th	-0.8
Free Throw %		13th	72.2
Field Goal %		17th	42.7
Field Goal % Defense		13th	45.4
3-Point FG Made/Game		15th	6.7
3-Point FG %		14th	32.2
3-Point FG % Defense		8th	33.8
Offensive Rebounds/Game		10th	10.3
Rebounding Margin		18th	-3.9
Defensive Rebound %		18th	67.2
Offensive Rebound %		13th	28.9
Blocked Shots		4th	3.9
Assists		14th	12.6
Steals		9th	6.5
Turnovers		2nd	9.5
Forcing Turnovers		5th	12.3
Turnover Margin		1st	+2.8
Assist/Turnover Ratio		7th	1.33

**NEW TO THE PACK BUT NOT TO COLLEGE BASKETBALL**

- » With eight new faces for the Pack, you could come to the conclusion that NC State would have an inexperienced ball club this season, but you would be wrong. Of NC State's 13 scholarship players on the roster, seven will be playing their final season of eligibility this season.
- » Overall, NC State has nine scholarship players that aren't new to NCAA DI (Pack has three true freshmen on the roster and junior Ismaël Diouf played his first two seasons of college basketball in Canada). Those nine players combine to have played 718 college basketball games and combine to have started 491 of them. (Numbers are from before the start of this season)

**REPLACE THE LEADING SCORER? NOTHING NEW FOR KEATTS**

- » NC State lost its leading scorer from the previous season as DJ Horne and his team-best 16.9 points per game is now playing professional basketball in Germany. The loss of the previous season's leading scorer is nothing new for Keatts though, since he became head coach of the Pack in the spring of 2017 he has to replace the team's leading scorer each season.

**Replacing Leading Scorer under Keatts**

Season	Previous Season Leading Scorer	Leading Scorer That Season
2017-18	Dennis Smith, Jr. (18.1)	Allerik Freeman (16.1)
2018-19	Allerik Freeman (16.1)	Torin Dorn (14.0)
2019-20	Torin Dorn (14.0)	C.J. Bryce (13.3)
2020-21	C.J. Bryce (13.3)	Devon Daniels (16.5)
2021-22	Devon Daniels (16.5)	Dereon Seabron (17.3)
2022-23	Dereon Seabron (17.3)	Terquavion Smith (17.9)
2023-24	Terquavion Smith (17.9)	DJ Horne (16.9)
2024-25	DJ Horne (16.9)	???

- » As a program, NC State has not had a player repeat as scoring leader since C.J. Leslie led the team in scoring in the 2011-12 and 2012-13 seasons

**NC STATE HAS A TALENTED TRIO OF FRESHMEN ON THE ROSTER**

- » NC State welcomed a talented three-man freshmen class to its roster this season.
- » **Paul McNeil, Jr.** - The highest ranked player in the Pack's class, the consensus four-star recruit scored 2,448 in his high school and averaged 31.7 points per game as a senior at Richmond Senior High. The Rockingham, N.C., native broke an NCHSAA single-game scoring record that had stood since 1950 when he scored 71 points in a game on Jan. 16, 2024.
- » **Trey Parker** - The Fayetteville, N.C., native is one of the most followed college basketball players on social media (566,000 followers on instagram and 638,800 followers on tiktok) for his explosive leaping and dunking ability. (Parker won the Primetime with the Dunk contest by dunking over Brandon Huntley-Hatfield, Ismaël Diouf and Mr. Wuf - <https://www.instagram.com/p/DBkUtaBtGrj/?hl=en>), but Kevin Keatts says there is a lot more to his game than just dunking and believes Parker has ability to be a lockdown defender.
- » **Bryce Heard** - The last signee to join the Pack, the Chicago native reclassified in the summer and signed with NC State in July. The four-star prospect led Homewood-Flossmoor to the Illinois State Championship last season. He turned 18 in October and is believed to be the fourth-youngest player in college basketball this season and the second-youngest player in the ACC.

**PACK HAS BEEN ONE OF ACC'S BEST UNDER KEATTS IN TURNOVER MARGIN**

- » In seven seasons with Kevin Keatts, NC State has never finished worse than 4th in the league in turnover margin. NC State has led the ACC in turnover margin once (2022-23), while also finishing second three times, third place once and fourth place twice.
- » NC State has finished ranked in the top-50 in the NCAA in turnover margin in six of Keatts' seven seasons at the helm. The Pack's best rank in turnover margin was in the 2022-23 season when they finished 15th in turnover margin. Last season, the Pack finished 38th in the NCAA with a +2.7 turnover margin.
- » In the Kevin Keatts era, NC State is 117-52 (69.2%) when it has fewer turnovers than its opponents, 9-14 (39.1%) when it has the same amount of turnovers as its opponent and 25-46 (35.2%) when it has more turnovers than its opponent.

**BREON PASS = "THROWBACK"**

- » NC State senior guard Breon Pass is one of the rarest things you'll see in college basketball this season ... a four-year college player that has never transferred.
- » Pass is one of just eight players in the ACC who is a senior on scholarship and has played their entire career at their school (Clemson's Chase Hunter and Ian Schieffelin, Duke's Spencer Hubbard, UNC's RJ Davis, Stanford's Maxime Raynaud, UVA's Taine Murray and Wake Forest's Cam Hildreth.)
- » Pass is one of nine scholarship upperclassmen on the Pack's roster, but the only one who has played their entire collegiate career at NC State. He will graduate in May with a Sport Management degree.

### TOP BENCH SCORING PERFORMANCES UNDER KEVIN KEATTS

Opponents	Bench Pts	Result
1. USC Upstate (12/22/18)	62	W, 98-71
2. Pitt (1/12/19)	54	W, 86-80
3. Maryland Eastern Shore (11/10/18)	50	W, 94-49
<b>4. USC Upstate (11/4/24)</b>	<b>47</b>	<b>W, 97-66</b>
5. The Citadel (12/22/19)	45	W, 83-63
Loyola Maryland (12/28/18)	45	W, 97-64
7. Western Carolina (12/5/18)	44	W, 100-67
8. North Carolina (1/8/19)	43	L, 82-90
9. Saint Peter's (11/20/18)	42	W, 85-57
<b>10. Louisville (2/12/25)</b>	<b>41</b>	<b>L, 66-91</b>
UNC Asheville (11/13/18)	41	W, 100-49
Louisville (3/3/18)	41	W, 76-69
<b>13. Rider (12/22/24)</b>	<b>40</b>	<b>W, 89-63</b>
Louisville (1/13/24)	40	W, 89-83

### DEFENSIVE PRESSURE UNDER KEATTS

- » NC State has led the ACC in forcing opponent turnovers in three of the seven seasons Kevin Keatts has been at the helm of the program.
- » Last season, NC State ranked third in the ACC in opponent turnovers, forcing its opponents into an average of 12.2 per game.
- » The Pack led the ACC in forcing opponent turnovers in the 2022-23 (13.2), as well as in the first two seasons Keatts was head coach (2017-18 - 14.8 per game and 2018-19 - 15.6 per game).
- » NC State ranked second in the ACC in Keatts fourth season. In his third and fifth seasons, the Pack ranked fifth in forcing opponent turnovers.
- » In the Kevin Keatts era, NC State is 75-25 (75%) when it forces an opponent into 15 or more turnovers.

### PACK STAYED OLD

- » After the 2021-22 season, Kevin Keatts made a change that he wanted to have an older team. That offseason, he brought in four grad transfers. The grad transfers helped lead NC State to 23 wins in the 2022-23 season and a trip to the NCAA Tournament.
- » The Pack again had a veteran-heavy roster in 2023-24. Of the 13 scholarship players, only one (Dennis Parker, Jr.) was a freshman and only two players (MJ Rice and LJ Thomas) were sophomores. The other 10 scholarship players on the roster are all upperclassmen.
- » This year, NC State's roster is again veteran heavy. Nine of the Pack's 13 scholarship players are upperclassmen. Of those nine players, seven are in their final year of eligibility.

### RECAPPING IN AN INCREDIBLE MARCH

- » NC State put together a run last March that captured the entire nation's attention and gave Wolfpack fans some bragging rights over its neighbors in the process.
- » The Pack effectively won nine consecutive elimination games as it won its 11th ACC Tournament Championship and advanced to the program's fourth final four (first since 1983).
- » NC State won its 11th ACC Tournament Championship - and first since 1987 - completing a five games in five days stretch with a win over top-seed and rival North Carolina in the championship game.
- » NC State was just the second team to win five games in five days to win its conference tournament, joining the 2011 UConn Huskies.
- » There are six ACC teams that have won an NCAA National Championship. NC State is one of them. It beat the other five on its run to the ACC Championship. (Louisville, Syracuse, Duke, Virginia and North Carolina).
- » The Wolfpack became the first team seeded eighth or lower to win the ACC Tournament and also the first 10 seed or lower to ever win a Power Six conference tournament.
- » The Pack kept its run going in the NCAA Tournament, defeating 6-seed Texas Tech and 14-seed Oakland to advance to the Sweet 16. In the Sweet 16, NC State dropped 2-seed Marquette and then dominated 4-seed Duke in the second half of their Elite 8 contest to advance to the Final Four.

#### Associated Press Top-25

RK	Team	Record	Pts.
1.	Auburn (61)	27-2	1525
2.	Duke	26-3	1458
3.	Houston	25-4	1396
4.	Tennessee	24-5	1326
5.	Florida	25-4	1247
6.	St. John's	26-4	1179
7.	Alabama	23-6	1176
8.	Michigan State	24-5	1165
9.	Texas Tech	22-7	947
10.	Iowa State	22-7	918
11.	Clemson	24-5	905
12.	Wisconsin	22-7	815
13.	Maryland	22-7	628
14.	Louisville	23-6	606
15.	Missouri	21-8	603
16.	Memphis	24-5	560
17.	Michigan	22-7	494
18.	Purdue	20-9	454
19.	Kentucky	19-10	417
20.	Marquette	22-7	409
21.	Saint Mary's	27-4	399
22.	Texas A&M	20-9	364
23.	BYU	21-8	287
24.	Arizona	19-10	162
25.	Mississippi State	20-9	87

#### USA Today Coaches Poll Top-25

RK	Team	Record	Pts.
1.	Auburn (30)	27-2	774
2.	Duke (1)	26-3	737
3.	Houston	25-4	707
4.	Tennessee	24-5	671
5.	Florida	25-4	653
6.	St. John's	26-4	612
7.	Michigan State	24-5	587
8.	Alabama	23-6	566
9.	Texas Tech	22-7	504
10.	Iowa State	22-7	484
11.	Clemson	24-5	442
12.	Wisconsin	22-7	391
13.	Louisville	23-6	365
14.	Maryland	22-7	341
15.	Michigan	22-7	288
16.	Memphis	24-5	272
17.	Saint Mary's	27-4	262
18.	Purdue	20-9	257
19.	Missouri	21-8	236
20.	Marquette	22-7	204
21.	Texas A&M	20-9	169
22.	BYU	21-8	127
23.	Arizona	19-10	91
24.	Kentucky	19-10	88
25.	VCU	24-5	54

#### NC State in the Polls

	AP	USA Today
Preseason	-	-
Week 2	-	-
Week 3	-	-
Week 4	-	-
Week 5	-	-
Week 6	-	-
Week 7	-	-
Week 8	-	-
Week 9	-	-
Week 10	-	-
Week 11	-	-
Week 12	-	-
Week 13	-	-
Week 14	-	-
Week 15	-	-
Week 16	-	-
Week 17	-	-
Week 18	-	-

**NC STATE IN THE KEVIN KEATTS ERA**

Keatts was hired on March 17, 2017

**Overall Record:** 151-112  
 Home: 100-39  
 Road: 29-53  
 Neutral: 22-20

**Record in ACC Regular Season Play:** 69-83  
 Home: 41-35  
 Road: 28-48

**Record in ACC Tournament:** 8-5  
 Brooklyn: 0-2  
 Charlotte: 1-1  
 Greensboro: 2-2  
 Washington, D.C.: 5-0

**Record in NCAA Tournament:** 4-3  
**Record in NIT:** 3-2

**Record vs Non-Conference Regular Season Opponents:** 67-19  
 Home: 57-3  
 Road: 1-5  
 Neutral: 9-11

**Record vs. AP Top-25:** 16-31  
 Home: 8-10  
 Road: 2-14  
 Neutral: 6-7

**TEAM HIGHS IN THE KEATTS ERA**

Points 116, vs. Jacksonville (12/22/17)  
 FG Made 42, vs. Jacksonville (12/22/17)  
 FG Attempts 90, vs. Nebraska (40T) (12/1/21)  
 FG % .631 (41-65), vs. South Carolina State (12/2/17)  
 3FG Made 19, vs. Jacksonville (12/22/17)  
 3FG Attempts 39, vs. Syracuse (2/2/22)  
 3FG % .625 (10-16), vs. Penn State (11/29/17)  
 FT Made 33, vs. Louisville (3/12/24)  
 FT Attempts 43, vs. Nebraska (40T) (12/1/21)  
 FT % 1.000 (15-15), at Pitt (1/24/18)  
 Rebounds 70, vs. Nebraska (40T) (12/1/21)  
 Off. Rebounds 25, vs. Nebraska (40T) (12/1/21)  
 Assists 31, vs. South Carolina State (12/2/17)  
 Steals 19, vs. Charleston Southern (11/25/20)  
 Blocked Shots 13, vs. Loyola Maryland (12/28/18)  
 Turnovers 23, at Louisville (1/24/19)  
 Fouls 30, vs. Seton Hall (3/15/18)

**NC STATE PLAYER HIGHS IN THE KEATTS ERA**

Points 39, Dereon Seabron, vs. Nebraska (40T) (12/1/21)  
 FG Made 15, Torin Dorn vs. Lipscomb (3/27/19)  
 FG Attempts 27, Terquavion Smith, vs. Creighton (3/17/23)  
 FG % 1.000 (8-8), Torin Dorn vs. South Carolina St. (12/2/17)  
 3FG Made 7 (4x)  
 Last by: Terquavion Smith, vs. Syracuse (2/2/22)  
 3FG Attempts 15, Terquavion Smith, vs. Syracuse (2/2/22)  
 3FG % 1.000 (7-7), Allerik Freeman vs. North Carolina (12/7/18)  
 FT Made 17, Dereon Seabron, vs. Nebraska (40T) (12/1/21)  
 FT Attempts 20, Dereon Seabron, vs. Nebraska (40T) (12/1/21)  
 FT % 1.000 (10-10)  
 Jericole Hellems, vs. Oklahoma State (11/17/21)  
 Rebs 19, Dereon Seabron, vs. Nebraska (40T) (12/1/21)  
 Off. Rebs 10, Omer Yurtseven vs. Northern Iowa (11/23/17)  
 Assists 14, Markell Johnson vs. Miami (1/21/18)  
 Steals 6, Terquavion Smith, vs. FIU (11/15/22)  
 Blocked Shots 8 (2x)  
 Last by: Ebenezer Dowuona, vs. Nebraska (40T) (12/1/21)  
 Turnovers 8, Terquavion Smith, vs. Dayton (11/24/22)

**OPPONENT HIGHS IN THE KEATTS ERA**

Points 113, North Carolina (2/5/19)  
 FG Made 41, Florida State (1/13/21)  
 FG Attempts 96, Nebraska (40T) (12/1/21)  
 FG % .707 (41-58), Florida State (1/13/21)  
 3FG Made 15, North Carolina, (1/29/22)  
 3FG Attempts 45, The Citadel (12/22/19)  
 3FG % .667 (12-18), Florida State (1/13/21)  
 FT Made 36, North Carolina (1/21/23)  
 FT Attempts 39 (2x), last by North Carolina (1/21/23)  
 FT % 1.000 (14-14), Virginia (2/24/21)  
 Rebounds 54, Virginia (1/24/24)  
 Off. Rebounds 20 (5x), last by Miami (1/30/24)  
 Assists 26 (2x), last by North Carolina (2/5/19)  
 Steals 13 (2x), last by Boston College (2/23/22)  
 Blocked Shots 10 (3x), last by Duke (1/15/22)  
 Turnovers 33, Western Carolina (12/5/18)  
 Fouls 29 (2x), last by Nebraska (40T) (12/1/21)

**PACK GUARDS HAVE BEEN GETTING IT DONE IN THE ACC**

- » Over the last three seasons, NC State has had four different players earn All-ACC honors at the end of the season. That's the most of any program in the ACC.
- » In 2021-22, Dereon Seabron was named Second-Team All-ACC, in 2022-23, Jarkel Joiner and Terquavion Smith were both on the Second-Team and last season in 2023-24, DJ Horne was on the third-team.

Team	All-ACC Guards	Players
NC State	4	Dereon Seabron, Jarkel Joiner, Terquavion Smith, DJ Horne
Miami	3	Kameron McGusty, Isaiah Wong, Jordan Miller
Notre Dame	3	Blake Wesley, Dane Goodwin, Markus Burton
Wake Forest	3	Alondes Williams, Tyree Appleby, Hunter Sallis

**PRO BALLERS UNDER KEATTS**

- » Sixteen players that have played under Kevin Keatts at NC State have gone on to play professional basketball.

Player	Years Under Keatts at NC State	League or Country Playing
DJ Burns	2 (2022-24)	Korea
Mohamed Diarra	1 (2023-24)	France
DJ Horne	1 (2023-24)	Germany
Terquavion Smith	2 (2021-23)	Turkey
Jarkel Joiner	1 (2022-23)	NBA G-League (College Park Skyhawks)
Dereon Seabron	3 (2019-22)	NBA G-League (Salt Lake City Stars)
Jericole Hellems	4 (2018-22)	Kosovo
DJ Funderburk	3 (2018-21)	Poland
Devon Daniels	4 (2017-21)	Serbia
Markell Johnson	3 (2017-20)	China
CJ Bryce	3 (2017-20)	Greece
Torin Dorn	2 (2017-19)	Czech Republic
Eric Lockett	1 (2018-19)	Hungary
Allerik Freeman	1 (2017-18)	Montenegro
Lennard Freeman	1 (2017-18)	Israel

**FIRST TIME NUMBERS**

- » NCAA rule changes last season allowed players to wear any number from 0-99. Last year, NC State stayed with the traditional numbers, but this year for the first time in program history the Pack will have a number 7 (Bryce Heard) and a number 8 (Jayden Taylor).

**RALEIGH = TITLETOWN**

- » NC State Athletics had one of the most successful years (2023-24) in school history!
- » The Wolfpack was the only school in the nation to finish 2023-24 with all four major sports finishing in the top 25 nationally and was one of only three programs ever to have its men's and women's basketball teams advance to the Final Four and its baseball team make it to the College World Series.
- » NC State became the 11th school to reach the men's and women's Final Four in the same season and just the second program ever from the ACC (Louisville in 2013).
- » NC State won five ACC team titles in 2023-24, and since the 2019-20 year, has won 20 league championships - 4.5 more than any other league school during that time frame.

**NEW VOICE OF THE PACK**

- » For the first time in 35 years, there is a new voice of the Wolfpack. Matt Chazanow has joined the Wolfpack Sports Network as Director of Broadcasting and will handle the radio play-by-play call for football and men's basketball.
- » Chazanow is just the fifth play by play announcer since the Wolfpack Sports Network was formed in 1961. He replaces Gary Hahn, who was behind the microphone for 34 years and came to Raleigh after serving as the Director of Broadcast Operations for Learfield at Washington State since 2015.

**PACK SIGNS TWO IN CLASS OF 2025**

- » NC State head coach Kevin Keatts announced on Thursday, Nov. 14 that the Pack has signed RJ Greer and Zymicah Wilkins in the Class of 2025.
- » **RJ Greer** - Four-star recruit in Class of 2025 by 247Sports and Rivals ... Ranked No. 105 overall recruit by 247 Sports ... Plays high school basketball at Archbishop Alter in Kettering, Ohio ... As a junior averaged 16.0 points, 2.7 rebounds, 2.3 assists and 2.1 rebounds per game.
- » **Zymicah Wilkins** - Consensus four-star recruit in the Class of 2025 ... No. 54 overall recruit by ESPN and No. 79 overall recruit by Rivals ... Plays high school basketball at Christ School in Arden, N.C. ... Averaged 13.4 points, 7.2 rebounds, 2.8 assists, 1.4 steals and 1.1 blocks per game last season for the Greenies.

**PACK SELECTED 8TH IN ACC PRESEASON POLL**

- » NC State was picked eighth in the 2024-25 ACC Preseason Poll.
- » In the previous seven years under head coach Kevin Keatts, NC State has finished at or above his preseason selection five times.



**NC State's Record When...**

At Home .....	12-6
On the Road .....	0-10
Neutral .....	0-2
OT Game .....	1-0
Day Game.....	4-10
Night Game (after 6 p.m.) .....	8-8

Lead at Halftime .....	11-4
Trail at Halftime .....	1-14
Tied at Halftime .....	

Scores 100+ Points .....	
Scores 90+ Points.....	1-0
Scores 80+ Points.....	7-0
Scores 70+ Points.....	10-3
Scores 60+ Points .....	12-14
Scores less than 60 Points .....	0-4

Opponent scores 100+ Points .....	
Opponent scores 90+ Points.....	0-2
Opponent scores 80+ Points.....	0-3
Opponent scores 70+ Points.....	4-13
Opponent scores 60+ Points.....	10-18
Opponent scores less than 60 Points .....	2-0

Games decided by 1 point .....	1-1
Games decided by 5 points or less .....	1-6
Games decided by 6-9 points .....	3-1
Games decided by 10-19 points .....	4-8
Games decided by more than 20 points.....	4-3

Leads with 5 minutes to play .....	10-2
Trails with 5 minutes to play .....	2-16
Tied with 5 minutes to play .....	

Shoots 50% or better .....	5-1
Shoots between 40-49% .....	5-7
Shoots under 40% .....	2-10
Opponent shoots 50% or better .....	0-7
Opponent shoots between 40-49% .....	7-10
Opponent shoots under 40% .....	5-1

Shoots 30% or better from 3-point.....	9-12
Shoots under 30% from 3-point .....	3-6
Opponent shoots 30% or better from 3-point.....	3-17
Opponent shoots under 30% from 3-point .....	9-1

Shoots 70%+ from the FT line .....	6-12
Shoots between 60-69% from the FT line .....	5-4
Shoots under 60% from the FT line.....	1-2
Opponent shoots 70%+ from the FT line .....	7-14
Opponent shoots between 60-69% from the FT line.....	4-2
Opponent shoots under 60% from the FT line.....	1-2

Commits 15 or more turnovers .....	
Commits fewer than 15 turnovers.....	12-18
Forces 15+ turnovers .....	7-2
Forces fewer than 15 turnovers.....	5-16
Has fewer or same number of turnovers.....	11-12

Outrebounded opponent .....	6-2
Outrebounded by opponent .....	5-16
Ties opponents in rebounding .....	1-0

November .....	5-2
December .....	3-3
January .....	1-6
February .....	2-6
March .....	1-1

Monday .....	2-1
Tuesday .....	1-1
Wednesday .....	3-6
Thursday .....	0-1
Friday.....	2-1
Saturday .....	3-8
Sunday.....	1-0

Opponent	Starting Lineups						Result
<b>USC Upstate</b>	O'Connell	Taylor	Hill	Styles	Middlebrooks		W, 97-66
<b>Presbyterian</b>	O'Connell	Taylor	Hill	Styles	Huntley-Hatfield		W, 81-72
<b>Coastal Carolina</b>	O'Connell	Taylor	Hill	Styles	Huntley-Hatfield		W, 82-70
<b>Colgate</b>	O'Connell	Taylor	Hill	Styles	Huntley-Hatfield		W, 72-49
<b>William &amp; Mary</b>	O'Connell	Taylor	Hill	Styles	Huntley-Hatfield		W, 84-61
<b>vs. Purdue</b>	O'Connell	Taylor	Hill	Styles	Huntley-Hatfield		L, 61-71
<b>vs. BYU</b>	O'Connell	Taylor	T. Parker	Styles	Huntley-Hatfield		L, 61-72
<b>Texas</b>	O'Connell	Taylor	Hill	Middlebrooks	Huntley-Hatfield		L, 59-63
<b>Florida State</b>	O'Connell	Taylor	Hill	Styles	Middlebrooks		W, 84-74 (ot)
<b>Coppin State</b>	O'Connell	Taylor	Hill	Styles	Middlebrooks		W, 66-56
<b>at Kansas</b>	O'Connell	Taylor	Hill	Styles	Middlebrooks		L, 60-75
<b>Rider</b>	O'Connell	Taylor	Hill	Styles	Middlebrooks		W, 89-63
<b>at Virginia</b>	O'Connell	Taylor	Hill	Styles	Huntley-Hatfield		L, 67-70
<b>at Wake Forest</b>	O'Connell	Taylor	Hill	Middlebrooks	Huntley-Hatfield		L, 59-77
<b>Notre Dame</b>	O'Connell	Taylor	Hill	Styles	Middlebrooks		W, 66-65
<b>North Carolina</b>	O'Connell	Taylor	Hill	Styles	Middlebrooks		L, 61-63
<b>at Virginia Tech</b>	O'Connell	Taylor	Hill	Styles	Middlebrooks		L, 76-79
<b>California</b>	O'Connell	Taylor	Hill	Styles	Middlebrooks		L, 62-65
<b>SMU</b>	O'Connell	Taylor	Hill	Styles	Middlebrooks		L, 57-63
<b>at Duke</b>	O'Connell	Taylor	Hill	Styles	Middlebrooks		L, 64-74
<b>Clemson</b>	O'Connell	Taylor	Hill	Styles	Middlebrooks		L, 58-68
<b>at California</b>	O'Connell	Taylor	Hill	Styles	Middlebrooks		L, 62-74
<b>at Stanford</b>	O'Connell	Taylor	Hill	Styles	Middlebrooks		L, 73-74
<b>Louisville</b>	O'Connell	Taylor	Hill	Styles	Huntley-Hatfield		L, 66-91
<b>Boston College</b>	O'Connell	Taylor	Hill	Styles	Middlebrooks		W, 70-62
<b>at North Carolina</b>	O'Connell	Taylor	Hill	Styles	Middlebrooks		L, 73-97
<b>Wake Forest</b>	O'Connell	Taylor	McNeil, Jr.	Styles	Middlebrooks		W, 83-71
<b>at Syracuse</b>	O'Connell	Taylor	McNeil, Jr.	Styles	Middlebrooks		L, 60-74
<b>at Georgia Tech</b>	O'Connell	Taylor	McNeil, Jr.	Styles	Middlebrooks		L, 62-87
<b>Pitt</b>	O'Connell	Taylor	Pass	Styles	Middlebrooks		W, 71-63

**Starting Lineups****W-L**

6-10	Hill, Middlebrooks, O'Connell, Styles, Taylor
4-3	Hill, Huntley-Hatfield, O'Connell, Styles, Taylor
1-2	McNeil, Jr., Middlebrooks, O'Connell, Styles, Taylor
1-0	Middlebrooks, O'Connell, Pass, Styles, Taylor
0-1	Huntley-Hatfield, O'Connell, T. Parker, Styles, Taylor
0-2	Hill, Huntley-Hatfield, Middlebrooks, O'Connell, Taylor

**Margin of Victory/Defeat**

	1	2	3	4	5	6	7	8	9	10	11-15	16-19	20-24	25+
Wins	1	-	-	-	-	-	-	2	1	2	2	-	2	2
Losses	1	1	3	1	-	1	-	-	-	3	4	1	1	2

**Most First Half Points**

NC State	52	vs. Rider (12/22/24)
Opponents	54	North Carolina (2/19/25)

**Fewest First Half Points**

NC State	20	vs. North Carolina (1/11/25)
Opponents	22	Colgate (11/18/24)

**Largest Halftime Lead**

NC State	29	vs. Rider (12/22/24)
Opponents	28	North Carolina (2/19/25)

**How Scored First Points**

Lay up	10
Three-Pointer	9
Free Throw	4
Jump Shot	4
Dunk	1
Hook Shot	1
Tip-in	1

**Most Second Half Points**

NC State	47	3x; last at North Carolina (2/19/25)
Opponents	50	Louisville (2/12/25)

**Fewest Second Half Points**

NC State	26	vs. Boston College (2/15/25)
Opponents	27	Colgate (11/18/24)

**Largest Margin of Victory**

NC State	31	vs. USC Upstate (11/4/24)
Opponents	25	2x; last by Georgia Tech (3/1/25)

**Scored First Point**

Dontrez Styles	9
Marcus Hill	5
Michael O'Connell	5
Jayden Taylor	5
Ben Middlebrooks	3
Brandon Huntley-Hatfield	1
Breon Pass	1
Paul McNeil, Jr.	1



## INDIVIDUAL POINTS-REBOUNDS-ASSISTS

	Ismaël	Bryce	Marcus	Brandon	Mike	KJ	Paul	Ben	Michael	Dennis	Trey	Breon	Jordan	Dontrez	Jayden
	Diouf	Heard	Hill	Huntley-Hatfield	James	Keatts	McNeil	Middlebrooks	O'Connell	Parker	Parker	Pass	Snell	Styles	Taylor
USC Upstate	DNP	8-5-0	14-3-2	13-4-0	DNP	0-0-0	4-4-2	10-10-2	9-3-6	2-4-0	6-2-4	14-2-4	0-0-0	9-2-0	8-3-2
Presbyterian	DNP	0-0-0	7-3-5	11-7-1	DNP	DNP	2-0-0	16-1-1	11-3-8	DNP	0-2-0	6-4-1	DNP	9-6-0	19-1-2
Coastal Carolina	2-3-1	2-2-2	9-3-1	13-3-3	DNP	DNP	0-0-0	3-0-0	5-3-2	0-0-0	13-5-0	3-1-1	DNP	10-6-1	22-1-0
Colgate	DNP	0-1-1	17-5-1	11-4-1	DNP	0-0-0	0-1-1	19-4-1	2-2-4	1-5-1	DNP	7-2-0	0-1-0	7-11-0	8-2-0
William & Mary	DNP	2-0-1	19-4-2	10-9-0	DNP	2-0-0	0-0-0	11-7-3	7-2-3	5-5-1	0-0-2	4-2-0	0-0-0	12-4-2	12-5-3
vs. Purdue	DNP	0-0-0	5-0-0	13-8-2	DNP	DNP	DNP	9-5-0	6-3-6	0-0-0	7-1-1	2-0-0	DNP	4-3-0	15-5-4
vs. BYU	0-0-0	0-1-0	4-0-2	4-9-1	DNP	DNP	0-0-0	4-4-2	16-0-1	3-2-0	9-3-1	3-2-2	DNP	2-0-0	16-5-1
Texas	DNP	DNP	16-4-1	10-5-0	DNP	DNP	DNP	3-3-3	3-6-7	0-0-0	0-1-0	2-1-1	DNP	17-2-1	8-4-2
Florida State	DNP	DNP	23-6-2	2-3-0	DNP	DNP	0-0-0	4-4-1	8-3-4	4-4-2	2-0-1	6-1-0	DNP	21-5-0	14-4-0
Coppin State	2-0-0	0-3-0	16-5-1	0-4-0	DNP	DNP	0-2-0	13-5-1	1-2-1	10-4-2	3-3-1	3-1-0	DNP	15-7-2	3-1-0
at Kansas	DNP	DNP	10-2-2	12-3-3	DNP	DNP	DNP	14-8-1	2-2-1	0-4-2	0-0-0	6-2-0	DNP	8-2-0	8-0-0
Rider	2-1-0	2-2-1	11-4-6	9-4-1	DNP	0-0-0	3-2-0	12-3-0	8-4-5	8-5-3	2-1-0	12-3-3	2-0-0	2-1-0	16-2-2
at Virginia	2-4-1	DNP	12-8-2	12-7-0	DNP	DNP	DNP	DNP	7-6-4	2-0-0	3-0-0	8-3-2	DNP	7-1-0	14-2-5
at Wake Forest	0-0-0	0-0-0	14-3-3	9-3-0	DNP	DNP	0-0-0	4-1-1	10-4-2	2-1-0	0-0-0	3-0-1	DNP	11-10-0	6-1-3
Notre Dame	2-2-0	DNP	15-3-4	4-3-2	DNP	DNP	DNP	10-4-0	5-2-2	3-2-1	DNP	3-2-4	DNP	10-7-0	14-2-1
North Carolina	4-0-0	0-1-0	20-9-1	DNP	DNP	DNP	DNP	5-14-0	9-1-4	4-2-0	DNP	0-1-1	DNP	7-5-1	12-3-0
at Virginia Tech	7-0-0	3-0-0	12-5-2	DNP	DNP	DNP	2-0-1	13-2-1	5-2-5	8-4-1	0-2-0	0-0-4	DNP	9-5-0	17-2-3
California	DNP	0-0-0	13-5-2	3-5-2	DNP	DNP	DNP	11-4-0	4-1-0	2-4-1	4-2-0	7-0-0	DNP	0-4-0	18-5-0
SMU	0-0-0	1-0-0	14-2-1	2-5-1	DNP	DNP	8-3-3	4-4-0	5-3-2	0-3-0	0-0-0	0-1-0	DNP	12-3-0	11-6-2
at Duke	DNP	0-0-1	4-6-2	10-3-2	DNP	DNP	0-0-3	0-3-3	9-3-1	0-2-0	15-1-1	0-0-1	DNP	18-3-0	8-2-1
Clemson	0-3-0	0-0-0	8-4-1	DNP	DNP	DNP	6-3-0	4-6-1	3-3-2	1-1-0	6-2-0	0-0-0	DNP	24-5-0	6-7-4
at California	7-3-0	0-0-0	20-8-0	DNP	DNP	DNP	3-1-0	2-0-0	6-1-3	0-1-0	9-1-1	0-0-0	DNP	6-10-0	9-5-1
at Stanford	9-5-2	0-2-0	14-3-2	DNP	DNP	DNP	0-0-1	3-2-0	0-4-0	2-1-1	19-3-5	DNP	DNP	18-7-0	8-3-2
Louisville	0-1-0	0-2-0	10-3-1	4-10-4	DNP	DNP	12-2-2	4-3-0	3-1-1	DNP	13-1-3	12-0-1	DNP	5-3-3	3-2-1
Boston College	DNP	DNP	8-6-0	11-1-0	DNP	DNP	2-0-0	6-4-1	6-4-6	7-5-2	3-2-3	6-1-1	DNP	2-5-0	19-3-1
at North Carolina	0-0-0	3-0-0	2-3-0	2-1-1	DNP	DNP	14-3-0	0-1-3	8-2-1	3-1-0	4-1-1	0-0-0	DNP	18-5-0	19-2-0
Wake Forest	0-0-0	DNP	9-1-0	2-4-1	DNP	DNP	24-4-3	10-7-2	9-4-13	4-1-0	0-0-1	0-3-0	DNP	22-10-1	5-1-2
at Syracuse	0-1-0	0-0-0	8-1-1	4-8-0	DNP	DNP	2-3-1	6-5-0	9-2-1	5-1-0	3-2-1	6-2-2	DNP	17-2-1	0-2-2
at Georgia Tech	2-2-0	7-0-0	5-2-0	2-4-0	DNP	DNP	5-1-1	13-6-0	0-4-4	3-1-1	4-3-4	4-2-1	DNP	13-5-0	4-2-3
Pitt	DNP	0-1-0	10-2-0	3-3-1	DNP	DNP	0-1-0	11-2-1	15-5-8	DNP	0-0-0	14-3-3	DNP	13-13-1	5-1-2

Points Leader*	Season	Career	10+ Points	Season	Career	Free Throws in Final 4 Minutes of 2nd Half (& OT)		
Jayden Taylor	10	18	Jayden Taylor	15	73	Dontrez Styles	5-5	1.000
Marcus Hill	9	9	Marcus Hill	19	50	Bryce Heard	2-2	1.000
Ben Middlebrooks	3	5	Brandon Huntley-Hatfield	11	43	Marcus Hill	14-15	.933
Dontrez Styles	5	5	Dontrez Styles	16	38	Jayden Taylor	11-13	.846
Michael O'Connell	2	2	Mike James		35	Paul McNeil	7-9	.778
Dennis Parker, Jr.		2	Michael O'Connell	4	32	Ben Middlebrooks	16-21	.762
Trey Parker	2	2	Ben Middlebrooks	13	22	Michael O'Connell	9-12	.750
Paul McNeil, Jr.	1	1	Dennis Parker, Jr.	1	6	Dennis Parker, Jr.	1-2	.500
Breon Pass	1	1	Trey Parker	4	4	Ismaël Diouf	0-2	.000
			Breon Pass	4	4			
			Paul McNeil	3	3			
Rebounds Leader*	Season	Career	20+ Points	Season	Career			
Dontrez Styles	11	11	Marcus Hill	3	22			
Ben Middlebrooks	4	9	Jayden Taylor	1	13			
Brandon Huntley-Hatfield	7	7	Dontrez Styles	3	8			
Marcus Hill	6	6	Brandon Huntley-Hatfield		6			
Dennis Parker, Jr.	1	5	Mike James		6			
Jayden Taylor	3	5	Michael O'Connell		2			
Michael O'Connell	1	4	Paul McNeil, Jr.	1	1			
			Ben Middlebrooks		1			
Assists Leader*	Season	Career	30+ Points	Season	Career			
Michael O'Connell	14	31						
Jayden Taylor	5	8	10+ Rebounds	Season	Career			
Marcus Hill	5	5	Brandon Huntley-Hatfield	1	16			
Brandon Huntley-Hatfield	4	4	Dontrez Styles	5	9			
Ben Middlebrooks	4	4	Ben Middlebrooks	2	3			
Breon Pass	3	4	Marcus Hill		1			
Paul McNeil, Jr.	2	2	Mike James		1			
Trey Parker	2	2	Michael O'Connell		1			
Dennis Parker, Jr.	1	1	Dennis Parker, Jr.		1			
Dontrez Styles	1	1						
Steals Leader*	Season	Career	20+ Rebounds	Season	Career			
Jayden Taylor	14	28						
Michael O'Connell	12	22	10+ Assists	Season	Career			
Ben Middlebrooks	6	12	Michael O'Connell	1	2			
Dennis Parker, Jr.	4	8						
Marcus Hill	7	7	Double-Doubles	Season	Career			
Brandon Huntley-Hatfield	4	4	Brandon Huntley-Hatfield		10			
Breon Pass	3	4	Dontrez Styles	3	6			
Dontrez Styles	4	4	Ben Middlebrooks	1	2			
Trey Parker	3	3	Marcus Hill		1			
Paul McNeil, Jr.	2	2	Mike James		1			
Bryce Heard	1	1	Dennis Parker, Jr.		1			
Blocks Leader*	Season	Career	Triple-Doubles	Season	Career			
Ben Middlebrooks	14	26						
Jayden Taylor	2	11						
Dontrez Styles	10	10						
Dennis Parker, Jr.	5	9						
Brandon Huntley-Hatfield	5	5						
Breon Pass	1	3						
Marcus Hill	1	1						
Michael O'Connell		1						
Trey Parker	1	1						

-includes ties/NC State only

## NC STATE GAME-BY-GAME LEADERS

OPPONENT	RESULT	POINTS	REBOUNDS	ASSISTS	STEALS	BLOCKS
USC Upstate	W, 97-66	Marcus Hill - 14 Breon Pass - 14	Ben Middlebrooks - 10	Michael O'Connell - 6	Marcus Hill - 2 Michael O'Connell - 2 Trey Parker - 2	Ben Middlebrooks - 4
Presbyterian	W, 81-72	Jayden Taylor - 19	Brandon Huntley-Hatfield - 7	Michael O'Connell - 8	Jayden Taylor - 5	Dontrez Styles - 2
Coastal Carolina	W, 82-70	Jayden Taylor - 22	Dontrez Styles - 6	Brandon Huntley-Hatfield - 3	Bryce Heard - 2 Michael O'Connell - 2 Jayden Taylor - 2	Dontrez Styles - 2
Colgate	W, 72-49	Ben Middlebrooks - 19	Dontrez Styles - 11	Michael O'Connell - 4	Ben Middlebrooks - 2 Jayden Taylor - 2	Ben Middlebrooks - 3
William & Mary	W, 84-61	Marcus Hill - 19	Brandon Huntley-Hatfield - 9	Ben Middlebrooks - 3 Michael O'Connell - 3 Jayden Taylor - 3	Marcus Hill - 2 Ben Middlebrooks - 2 Michael O'Connell - 2 Breon Pass - 2 Jayden Taylor - 2	Ben Middlebrooks - 5
vs. Purdue	L, 61-71	Jayden Taylor - 15	Brandon Huntley-Hatfield - 8	Michael O'Connell - 6	Brandon Huntley-Hatfield - 1 Ben Middlebrooks - 1 Michel O'Connell - 1 Trey Parker - 1	Brandon Huntley-Hatfield - 2
vs. BYU	L, 61-72	Michael O'Connell - 16 Jayden Taylor - 16	Brandon Huntley-Hatfield - 9	Marcus Hill - 2 Ben Middlebrooks - 2 Breon Pass - 2	Jayden Taylor - 2	Brandon Huntley-Hatfield - 2
Texas	L, 59-63	Dontrez Styles - 17	Michael O'Connell - 6	Michael O'Connell - 7	Michael O'Connell - 2	Dontrez Styles - 2
Florida State	W, 84-74	Marcus Hill - 23	Marcus Hill - 6	Michael O'Connell - 4	Dontrez Styles - 2	Ben Middlebrooks - 2
Coppin State	W, 66-56	Marcus Hill - 16	Dontrez Styles - 7	Dennis Parker, Jr. - 2 Dontrez Styles - 2	Marcus Hill - 1 Michael O'Connell - 1 Dennis Parker, Jr. - 1	Ben Middlebrooks - 1 Jayden Taylor - 1
at Kansas	L, 60-75	Ben Middlebrooks - 14	Ben Middlebrooks - 8	Brandon Huntley-Hatfield - 3	Brandon Huntley-Hatfield - 2 Ben Middlebrooks - 2 Michael O'Connell - 2	Ben Middlebrooks - 1 Dennis Parker, Jr. - 1 Dontrez Styles - 1
Rider	W, 89-63	Jayden Taylor - 16	Dennis Parker, Jr. - 5	Marcus Hill - 6	Brandon Huntley-Hatfield - 2	Ben Middlebrooks - 3
at Virginia	L, 64-70	Jayden Taylor - 14	Marcus Hill - 8	Jayden Taylor - 5	Breon Pass - 2	-
at Wake Forest	L, 59-77	Marcus Hill - 14	Dontrez Styles - 10	Marcus Hill - 3 Jayden Taylor - 3	Michael O'Connell - 1 Dennis Parker, Jr. - 1 Dontrez Styles - 1	Ben Middlebrooks - 1
Notre Dame	W, 66-65	Marcus Hill - 15	Dontrez Styles - 7	Marcus Hill - 4 Breon Pass - 4	Breon Pass - 2 Jayden Taylor - 2	Ben Middlebrooks - 3
North Carolina	L, 61-63	Marcus Hill - 20	Ben Middlebrooks - 14	Michael O'Connell - 4	Marcus Hill - 2 Dontrez Styles - 2 Jayden Taylor - 2	Dennis Parker, Jr. - 3
at Virginia Tech	L, 76-79	Jayden Taylor - 17	Marcus Hill - 5 Dontrez Styles - 5	Michael O'Connell - 5	Ben Middlebrooks - 3	Dennis Parker, Jr. - 1
California	L, 62-65	Jayden Taylor - 18	Marcus Hill - 5 Brandon Huntley-Hatfield - 5 Jayden Taylor - 5	Marcus Hill - 2 Brandon Huntley-Hatfield - 2	Jayden Taylor - 2	Brandon Huntley-Hatfield - 2
SMU	L, 57-63	Marcus Hill - 14	Jayden Taylor - 6	Paul McNeil, Jr. - 3	Jayden Taylor - 3	Ben Middlebrooks - 3
at Duke	L, 64-74	Dontrez Styles - 18	Marcus Hill - 6	Paul McNeil, Jr. - 3 Ben Middlebrooks - 3	Jayden Taylor - 2	Dontrez Styles - 2
Clemson	L, 58-68	Dontrez Styles - 24	Jayden Taylor - 7	Jayden Taylor - 4	Jayden Taylor - 4	Ben Middlebrooks - 3
at California	L, 62-74	Marcus Hill - 20	Dontrez Styles - 10	Michael O'Connell - 3	Michael O'Connell - 1 Dennis Parker, Jr. - 1 Jayden Taylor - 1	Dontrez Styles - 2
at Stanford	L, 73-74	Trey Parker - 19	Dontrez Styles - 7	Trey Parker - 5	Marcus Hill - 2	Marcus Hill - 1 Trey Parker - 1
Louisville	L, 66-91	Trey Parker - 13	Brandon Huntley-Hatfield - 10	Brandon Huntley-Hatfield - 4	Paul McNeil, Jr. - 2 Jayden Taylor - 2	Brandon Huntley-Hatfield - 1 Dontrez Styles - 1
Boston College	W, 70-62	Jayden Taylor - 19	Marcus Hill - 6	Michael O'Connell - 6	Jayden Taylor - 4	Ben Middlebrooks - 1 Dennis Parker, Jr. - 1 Jayden Taylor - 1
at North Carolina	L, 73-97	Jayden Taylor - 19	Dontrez Styles - 5	Ben Middlebrooks - 3	Michael O'Connell - 3	Dennis Parker, Jr. - 2
Wake Forest	W, 85-73	Paul McNeil, Jr. - 24	Dontrez Styles - 10	Michael O'Connell - 13	Brandon Huntley-Hatfield - 1 Paul McNeil, Jr. - 1 Dennis Parker, Jr. - 1	Ben Middlebrooks - 2
at Syracuse	L, 60-74	Dontrez Styles - 17	Brandon Huntley-Hatfield - 8	Breon Pass - 2 Jayden Taylor - 2	Marcus Hill - 1 Michael O'Connell - 1 Trey Parker - 1 Dontrez Styles - 1	Brandon Huntley-Hatfield - 1 Dontrez Styles - 1
at Georgia Tech	L, 62-87	Ben Middlebrooks - 13 Dontrez Styles - 13	Ben Middlebrooks - 6	Michael O'Connell - 4 Trey Parker - 4	Marcus Hill - 2 Michael O'Connell - 2	Dontrez Styles - 2
Pitt	W, 71-63	Michael O'Connell - 15	Dontrez Styles - 13	Michael O'Connell - 8	Ben Middlebrooks - 3	Ben Middlebrooks - 1 Breon Pass - 1 Dontrez Styles - 1

## TEAM GAME-BY-GAME STATS

	DATE	RESULT	FG-A	PCT.	3FG-A	PCT.	FT-A	PCT.	REBOUNDS O-D-TOTAL	PF	PTS.	A	TO	BLK	ST	MIN.	PTS. AT HALF
USC Upstate			21-62	.339	3-21	.143	21-27	.778	17-20-37	21	66	8	17	0	7	200	35
at NC State	Nov. 4	W, 99-67	<b>38-68</b>	<b>.559</b>	<b>9-27</b>	<b>.333</b>	<b>12-21</b>	<b>.571</b>	<b>14-29-43</b>	<b>24</b>	<b>97</b>	<b>22</b>	<b>11</b>	<b>8</b>	<b>9</b>	<b>200</b>	<b>50</b>
Presbyterian			28-57	.491	5-16	.313	11-16	.688	12-18-30	19	72	10	15	1	7	200	31
at NC State	Nov. 8	W, 81-72	<b>31-56</b>	<b>.554</b>	<b>7-19</b>	<b>.368</b>	<b>12-19</b>	<b>.632</b>	<b>10-19-29</b>	<b>16</b>	<b>81</b>	<b>18</b>	<b>12</b>	<b>3</b>	<b>12</b>	<b>200</b>	<b>38</b>
Coastal Carolina			23-51	.451	5-18	.278	19-20	.950	10-23-33	26	70	8	19	4	4	200	33
at NC State	Nov. 13	W, 82-70	<b>27-57</b>	<b>.474</b>	<b>0-10</b>	<b>.000</b>	<b>28-35</b>	<b>.800</b>	<b>12-18-30</b>	<b>21</b>	<b>82</b>	<b>11</b>	<b>10</b>	<b>3</b>	<b>8</b>	<b>200</b>	<b>35</b>
Colgate			21-63	.333	5-26	.192	2-5	.400	9-27-36	18	49	15	15	3	8	200	22
at NC State	Nov. 18	W, 72-49	<b>24-54</b>	<b>.444</b>	<b>3-14</b>	<b>.214</b>	<b>21-26</b>	<b>.808</b>	<b>6-36-42</b>	<b>15</b>	<b>72</b>	<b>10</b>	<b>12</b>	<b>7</b>	<b>8</b>	<b>200</b>	<b>40</b>
William & Mary			22-60	.367	7-31	.226	10-12	.833	11-27-38	18	61	12	21	3	6	200	24
at NC State	Nov. 22	W, 84-61	<b>31-64</b>	<b>.484</b>	<b>6-19</b>	<b>.316</b>	<b>16-23</b>	<b>.696</b>	<b>11-29-40</b>	<b>17</b>	<b>84</b>	<b>17</b>	<b>11</b>	<b>6</b>	<b>13</b>	<b>200</b>	<b>43</b>
vs. Purdue			23-54	.426	5-16	.313	20-26	.769	13-25-38	18	71	12	6	1	4	200	33
NC State	Nov. 28	L, 61-71	<b>23-53</b>	<b>.434</b>	<b>4-17</b>	<b>.235</b>	<b>11-15</b>	<b>.733</b>	<b>9-19-28</b>	<b>21</b>	<b>61</b>	<b>13</b>	<b>8</b>	<b>4</b>	<b>4</b>	<b>200</b>	<b>32</b>
vs. BYU			25-59	.424	10-26	.385	12-16	.750	15-30-45	17	72	17	14	3	3	200	38
NC State	Nov. 29	L, 61-72	<b>21-57</b>	<b>.368</b>	<b>9-23</b>	<b>.391</b>	<b>10-14</b>	<b>.714</b>	<b>9-23-32</b>	<b>18</b>	<b>61</b>	<b>10</b>	<b>9</b>	<b>3</b>	<b>4</b>	<b>200</b>	<b>27</b>
Texas			24-53	.453	8-17	.471	7-14	.500	13-24-37	16	63	12	12	3	5	200	33
at NC State	Dec. 4	L, 59-63	<b>24-54</b>	<b>.444</b>	<b>5-14</b>	<b>.357</b>	<b>6-14</b>	<b>.429</b>	<b>10-20-30</b>	<b>16</b>	<b>59</b>	<b>15</b>	<b>9</b>	<b>4</b>	<b>6</b>	<b>200</b>	<b>31</b>
Florida State			23-54	.426	3-16	.188	25-29	.862	11-21-32	21	74	7	13	4	4	225	33
at NC State	Dec. 7	W, 84-74*	<b>28-54</b>	<b>.519</b>	<b>8-23</b>	<b>.348</b>	<b>20-29</b>	<b>.690</b>	<b>9-23-32</b>	<b>17</b>	<b>84</b>	<b>10</b>	<b>10</b>	<b>4</b>	<b>6</b>	<b>225</b>	<b>35</b>
Coppin State			19-44	.432	2-9	.222	16-26	.615	9-27-36	17	56	7	15	0	6	200	28
at NC State	Dec. 10	W, 66-56	<b>22-60</b>	<b>.367</b>	<b>6-18</b>	<b>.333</b>	<b>16-24</b>	<b>.667</b>	<b>16-22-38</b>	<b>21</b>	<b>66</b>	<b>8</b>	<b>9</b>	<b>2</b>	<b>3</b>	<b>200</b>	<b>35</b>
at Kansas			30-53	.566	10-24	.417	5-7	.714	8-28-36	15	75	19	13	7	5	200	38
NC State	Dec. 14	L, 60-75	<b>21-57</b>	<b>.368</b>	<b>6-15</b>	<b>.400</b>	<b>12-18</b>	<b>.667</b>	<b>11-15-26</b>	<b>9</b>	<b>60</b>	<b>9</b>	<b>8</b>	<b>3</b>	<b>8</b>	<b>200</b>	<b>30</b>
Rider			24-61	.393	4-16	.250	11-16	.688	16-20-36	21	63	9	14	1	3	200	23
at NC State	Dec. 22	W, 89-63	<b>29-52</b>	<b>.558</b>	<b>7-20</b>	<b>.350</b>	<b>24-34</b>	<b>.706</b>	<b>8-24-32</b>	<b>14</b>	<b>89</b>	<b>21</b>	<b>7</b>	<b>5</b>	<b>8</b>	<b>200</b>	<b>52</b>
at Virginia			26-48	.542	9-20	.450	9-12	.750	3-19-22	15	70	18	7	4	3	200	29
NC State	Dec. 31	L, 67-70	<b>24-54</b>	<b>.444</b>	<b>8-23</b>	<b>.348</b>	<b>11-15</b>	<b>.733</b>	<b>13-21-34</b>	<b>16</b>	<b>67</b>	<b>14</b>	<b>11</b>	<b>0</b>	<b>4</b>	<b>200</b>	<b>39</b>
at Wake Forest			28-51	.549	6-16	.375	15-19	.789	8-23-31	17	77	13	11	7	5	200	38
NC State	Jan. 4	L, 59-77	<b>20-50</b>	<b>.400</b>	<b>4-13</b>	<b>.308</b>	<b>15-21</b>	<b>.714</b>	<b>9-16-25</b>	<b>13</b>	<b>59</b>	<b>10</b>	<b>13</b>	<b>1</b>	<b>3</b>	<b>200</b>	<b>32</b>
Notre Dame			24-52	.462	8-19	.421	9-13	.692	8-26-34	11	65	14	10	2	5	200	33
at NC State	Jan. 8	W, 66-65	<b>24-55</b>	<b>.436</b>	<b>10-27</b>	<b>.370</b>	<b>8-11</b>	<b>.727</b>	<b>7-22-29</b>	<b>11</b>	<b>66</b>	<b>14</b>	<b>7</b>	<b>6</b>	<b>7</b>	<b>200</b>	<b>26</b>
North Carolina			26-60	.433	7-19	.368	4-8	.500	13-27-40	10	63	17	12	5	5	200	26
at NC State	Jan. 11	L, 61-63	<b>24-65</b>	<b>.369</b>	<b>3-19</b>	<b>.158</b>	<b>10-12</b>	<b>.833</b>	<b>16-22-38</b>	<b>10</b>	<b>61</b>	<b>7</b>	<b>9</b>	<b>6</b>	<b>8</b>	<b>200</b>	<b>20</b>
at Virginia Tech			27-59	.458	11-22	.500	14-17	.824	15-20-35	16	79	11	12	2	5	200	34
NC State	Jan. 15	L, 76-79	<b>27-54</b>	<b>.500</b>	<b>8-19</b>	<b>.421</b>	<b>14-17</b>	<b>.824</b>	<b>8-16-24</b>	<b>18</b>	<b>76</b>	<b>17</b>	<b>8</b>	<b>1</b>	<b>7</b>	<b>200</b>	<b>45</b>
California			24-53	.453	6-16	.375	11-17	.647	12-26-38	13	65	8	11	6	5	200	31
at NC State	Jan. 18	L, 62-65	<b>26-60</b>	<b>.433</b>	<b>1-10</b>	<b>.100</b>	<b>9-14</b>	<b>.643</b>	<b>11-20-31</b>	<b>16</b>	<b>62</b>	<b>5</b>	<b>7</b>	<b>6</b>	<b>6</b>	<b>200</b>	<b>29</b>
SMU			23-53	.434	6-16	.375	11-12	.917	9-34-43	14	63	12	15	5	1	200	34
at NC State	Jan. 25	L, 57-63	<b>19-65</b>	<b>.292</b>	<b>4-24</b>	<b>.167</b>	<b>15-18</b>	<b>.833</b>	<b>14-21-35</b>	<b>14</b>	<b>57</b>	<b>9</b>	<b>6</b>	<b>7</b>	<b>9</b>	<b>200</b>	<b>26</b>
at Duke			23-59	.390	4-20	.200	24-28	.857	15-27-42	12	74	10	10	3	8	200	33
NC State	Jan. 27	L, 64-74	<b>24-59</b>	<b>.407</b>	<b>10-22</b>	<b>.455</b>	<b>6-7</b>	<b>.857</b>	<b>7-20-27</b>	<b>21</b>	<b>64</b>	<b>15</b>	<b>13</b>	<b>5</b>	<b>6</b>	<b>200</b>	<b>37</b>
Clemson			26-54	.481	6-17	.353	10-12	.833	4-24-28	10	68	10	5	4	6	200	34
at NC State	Feb. 1	L, 58-68	<b>23-60</b>	<b>.383</b>	<b>9-22</b>	<b>.409</b>	<b>3-6</b>	<b>.500</b>	<b>13-25-38</b>	<b>12</b>	<b>58</b>	<b>8</b>	<b>12</b>	<b>4</b>	<b>4</b>	<b>200</b>	<b>31</b>
at California			27-64	.422	9-21	.429	11-12	.917	12-32-44	8	74	16	8	4	4	200	34
NC State	Feb. 5	L, 62-74	<b>24-62</b>	<b>.387</b>	<b>3-13</b>	<b>.231</b>	<b>11-11</b>	<b>1.000</b>	<b>6-26-32</b>	<b>13</b>	<b>62</b>	<b>5</b>	<b>5</b>	<b>4</b>	<b>3</b>	<b>200</b>	<b>30</b>
at Stanford			27-54	.500	4-12	.333	16-21	.762	7-27-34	15	74	10	10	3	3	200	29
NC State	Feb. 8	L, 73-74	<b>23-61</b>	<b>.377</b>	<b>8-22</b>	<b>.364</b>	<b>19-26</b>	<b>.731</b>	<b>10-22-32</b>	<b>19</b>	<b>73</b>	<b>13</b>	<b>6</b>	<b>2</b>	<b>4</b>	<b>200</b>	<b>33</b>
Louisville			35-55	.636	11-19	.579	10-11	.909	7-27-34	17	91	18	17	4	9	200	41
at NC State	Feb. 12	L, 66-91	<b>22-61</b>	<b>.361</b>	<b>11-33</b>	<b>.333</b>	<b>11-17</b>	<b>.647</b>	<b>14-14-28</b>	<b>13</b>	<b>66</b>	<b>16</b>	<b>12</b>	<b>2</b>	<b>8</b>	<b>200</b>	<b>27</b>
Boston College			17-48	.354	5-18	.278	23-27	.852	10-31-41	20	62	6	16	4	4	200	29
at NC State	Feb. 15	W, 70-62	<b>24-61</b>	<b>.393</b>	<b>5-23</b>	<b>.217</b>	<b>17-25</b>	<b>.680</b>	<b>10-24-34</b>	<b>21</b>	<b>70</b>	<b>14</b>	<b>5</b>	<b>3</b>	<b>12</b>	<b>200</b>	<b>44</b>
at North Carolina			35-61	.574	8-20	.400	19-24	.792	14-26-40	13	97	17	11	1	5	200	54
NC State	Feb. 19	L, 73-97	<b>27-59</b>	<b>.458</b>	<b>8-24</b>	<b>.333</b>	<b>11-16</b>	<b>.688</b>	<b>7-14-21</b>	<b>19</b>	<b>73</b>	<b>6</b>	<b>10</b>	<b>4</b>	<b>6</b>	<b>200</b>	<b>26</b>
Wake Forest			22-53	.415	2-9	.222	27-34	.794	10-19-29	16	73	13	11	0	4	200	34
at NC State	Feb. 22	W, 85-73	<b>29-58</b>	<b>.500</b>	<b>13-32</b>	<b>.406</b>	<b>14-17</b>	<b>.824</b>	<b>11-25-36</b>	<b>24</b>	<b>85</b>	<b>23</b>	<b>13</b>	<b>3</b>	<b>3</b>	<b>200</b>	<b>40</b>
at Syracuse			24-48	.583	3-8	.375	15-24	.625	5-33-38	11	74	10	10	1	6	200	38
NC State	Feb. 26	L, 60-74	<b>22-64</b>	<b>.344</b>	<b>8-27</b>	<b>.296</b>	<b>8-10</b>	<b>.800</b>	<b>11-19-30</b>	<b>16</b>	<b>60</b>	<b>9</b>	<b>8</b>	<b>2</b>	<b>4</b>	<b>200</b>	<b>25</b>
at Georgia Tech			33-70	.471	8-20	.400	13-17	.765	14-26-40	17	87	18	6	2	7	200	41
NC State	March 1	L, 62-87	<b>20-53</b>	<b>.377</b>	<b>7-21</b>	<b>.333</b>	<b>15-21</b>	<b>.714</b>	<b>9-23-32</b>	<b>17</b>	<b>62</b>	<b>14</b>	<b>14</b>	<b>5</b>	<b>6</b>	<b>200</b>	<b>30</b>
Pitt			21-51	.412	6-17	.353	15-20	.750	8-23-31	18	63	11	14	3	6	200	30
at NC State	March 5	W, 71-63	<b>22-54</b>	<b>.407</b>	<b>10-29</b>	<b>.345</b>	<b>17-21</b>	<b>.810</b>	<b>8-24-32</b>	<b>19</b>	<b>71</b>	<b>16</b>	<b>11</b>	<b>3</b>	<b>8</b>	<b>200</b>	<b>34</b>

\* - Overtime



## SPECIALTY SCORING STATS

	POINTS IN THE PAINT			POINTS OFF TOS			2ND CHANCE POINTS			FAST BREAK POINTS			BENCH POINTS		
	ST	OPP	MARGIN	ST	OPP	MARGIN	ST	OPP	MARGIN	ST	OPP	MARGIN	ST	OPP	MARGIN
USC Upstate	54	34	+20	27	4	+23	16	10	+6	36	7	+29	47	29	+18
Presbyterian	48	42	+6	19	12	+7	12	17	(-5)	27	11	+16	24	17	+7
Coastal Carolina	42	34	+8	17	9	+8	14	11	+3	16	11	+5	23	11	+12
Colgate	36	22	+14	17	4	+13	8	6	+2	22	6	+16	27	20	+7
William & Mary	48	28	+20	29	15	+14	11	16	(-5)	41	9	+32	24	15	+9
vs. Purdue	30	34	(-4)	8	14	(-6)	11	9	+2	8	7	+1	18	11	+7
vs. BYU	20	30	(-10)	9	12	(-3)	10	12	(-2)	5	4	+1	14	29	(-15)
Texas	28	24	+4	10	7	+3	6	9	(-3)	11	17	(-6)	19	9	+10
Florida State	36	34	+2	21	9	+12	11	11	-	14	11	+3	14	20	(-6)
Coppin State	30	28	+2	17	6	+11	11	12	(-1)	14	3	+11	18	25	(-7)
at Kansas	26	38	(-12)	8	2	+6	14	9	+5	3	11	(-8)	18	5	+13
Rider	40	28	+12	18	8	+10	10	15	(-6)	18	7	+11	40	19	+21
at Virginia	28	28	-	6	10	(-4)	18	6	+12	15	5	+10	15	15	-
at Wake Forest	20	38	(-18)	14	11	+3	10	7	+3	10	8	+2	16	23	(-7)
Notre Dame	22	28	(-4)	9	5	+4	4	8	(-4)	15	2	+13	12	2	+10
North Carolina	28	34	(-6)	15	12	+3	9	6	+3	10	16	(-6)	8	8	-
at Virginia Tech	32	30	+2	15	14	+1	13	22	(-9)	6	2	+4	20	38	(-18)
California	36	32	+4	19	9	+10	10	8	+2	6	12	(-6)	16	16	-
SMU	16	32	(-16)	12	4	+8	8	8	-	16	8	+8	11	19	(-8)
at Duke	16	32	(-16)	17	17	-	8	9	(-1)	10	25	(-15)	25	6	+19
Clemson	24	36	(-12)	3	13	(-10)	8	6	+2	9	8	+1	13	9	+4
at California	24	32	(-8)	6	10	(-6)	10	14	(-4)	6	7	(-1)	19	23	(-4)
at Stanford	28	40	(-12)	9	2	+7	13	11	+2	7	6	+1	30	21	+9
Louisville	16	46	(-30)	17	19	(-2)	14	8	+6	10	21	(-11)	41	11	+30
Boston College	32	20	+12	15	3	+12	3	8	(-5)	18	6	+12	29	22	+7
at North Carolina	26	52	(-26)	16	15	+1	13	21	(-8)	14	14	-	26	43	(-17)
Wake Forest	28	32	(-4)	14	14	-	10	13	(-3)	6	8	(-2)	15	15	-
at Syracuse	22	46	(-24)	11	9	+2	10	8	+2	0	11	(-11)	26	15	+11
at Georgia Tech	22	48	(-26)	2	21	(-19)	4	23	(-19)	11	15	(-4)	27	16	+11
Pitt	20	22	(-2)	15	8	+7	10	17	(-17)	13	7	+6	13	9	+4

## LEAD/DEFICIT BREAKDOWN GAME-BY-GAME

	FIRST HALF SCORE			SECOND HALF SCORE			FINAL SCORE			LARGEST		TIMES TIED	LEAD CHANGES	TIME LED MIN.
	ST	OPP	MARGIN	ST	OPP	MARGIN	ST	OPP	MARGIN	LEAD	DEFICIT			
USC Upstate	50	35	+15	47	31	+16	97	66	+31	33	1	3	4	37:16
Presbyterian	38	31	+7	43	41	+2	81	72	+9	15	-	0	0	39:44
Coastal Carolina	35	33	+2	47	37	+10	82	70	+12	17	-	0	0	39:40
Colgate	40	22	+18	32	27	+5	72	49	+23	30	4	1	1	34:59
William & Mary	43	24	+19	41	37	+4	84	61	+23	25	4	1	2	37:24
vs. Purdue	32	33	(-1)	29	38	(-9)	61	71	(-10)	4	15	2	1	4:11
vs. BYU	27	38	(-11)	34	34	-	61	72	(-11)	-	24	2	0	0:00
Texas	31	33	(-2)	28	30	(-2)	59	63	(-4)	4	9	9	12	8:50
Florida State	35	33	+2	35	37	(-2)	84	74	+10	10	6	5	4	33:54
Coppin State	35	28	+7	31	28	+3	66	56	+10	16	9	2	1	24:56
at Kansas	30	38	(-10)	30	37	(-7)	60	75	(-15)	-	17	0	0	0:00
Rider	52	23	+29	37	40	(-3)	89	63	+26	34	3	0	1	37:29
at Virginia	39	29	+10	28	41	(-13)	67	70	(-3)	14	12	6	7	23:35
at Wake Forest	32	38	(-6)	27	39	(-12)	59	77	(-18)	1	22	0	2	0:23
Notre Dame	26	33	(-7)	40	32	+8	66	65	+1	6	10	2	11	10:17
North Carolina	20	26	(-6)	41	37	+4	61	63	(-2)	3	9	8	11	5:34
at Virginia Tech	45	34	+11	31	45	(-14)	76	79	(-3)	15	7	6	8	25:51
California	29	31	(-2)	33	34	(-1)	62	65	(-3)	3	6	13	11	5:44
SMU	26	34	(-8)	31	29	+2	57	63	(-6)	8	15	0	3	11:37
at Duke	37	33	+4	27	41	(-14)	64	74	(-10)	13	10	1	2	21:13
Clemson	31	34	(-3)	27	34	(-7)	58	68	(-10)	5	13	3	11	9:16
at California	30	34	(-4)	32	40	(-8)	62	74	(-12)	2	15	9	7	3:28
at Stanford	33	29	+4	40	45	(-5)	73	74	(-1)	7	9	7	8	17:43
Louisville	27	41	(-14)	39	50	(-11)	66	91	(-25)	-	28	0	0	0:00
Boston College	44	29	+15	26	33	(-7)	70	62	+8	18	-	0	0	39:05
at North Carolina	26	54	(-28)	47	43	+4	73	97	(-24)	-	30	1	0	0:00
Wake Forest	40	34	+6	45	39	+6	85	73	+12	12	5	4	8	33:11
at Syracuse	25	38	(-13)	35	36	(-1)	60	74	(-14)	-	19	0	0	0:00
at Georgia Tech	30	41	(-11)	32	46	(-14)	62	87	(-25)	4	27	3	8	6:43
Pitt	34	30	+4	37	33	+4	71	63	+8	11	2	5	5	35:58

## SINGLE-GAME HIGHS &amp; LOWS - NC STATE VS. OPPONENTS

TEAM HIGHS	NC STATE	OPPONENTS
POINTS	97 vs. USC Upstate (11/4/24)	97 North Carolina (2/19/25)
FG MADE	38 vs. USC Upstate (11/4/24)	35 2; last by North Carolina (2/19/25)
FG ATTEMPTS	68 vs. USC Upstate (11/4/24)	70 Georgia Tech (3/1/25)
FG%	.559 vs. USC Upstate (38-of-68) (11/4/24)	.636 Louisville (35-of-55) (2/12/25)
3FG MADE	13 vs. Wake Forest (2/22/25)	11 2x; last by Louisville (2/12/25)
3FG ATTEMPTS	33 vs. Louisville (2/12/25)	31 William & Mary (11/22/24)
3FG%	.455 at Duke (10-of-22) (1/27/25)	.579 Louisville (11-of-19) (2/12/25)
FREE THROWS MADE	28 vs. Coastal Carolina (11/13/24)	27 Wake Forest (2/22/25)
FREE THROW ATTEMPTS	35 vs. Coastal Carolina (11/13/24)	34 Wake Forest (2/22/25)
FREE THROW %	1.000 at California (11-of-11) (2/5/25)	.950 Coastal Carolina (19-of-20) (11/13/24)
REBOUNDS	43 vs. USC Upstate (11/4/24)	45 BYU (11/29/24)
OFFENSIVE REBOUNDS	16 2x; last vs. North Carolina (1/11/25)	17 USC Upstate (11/4/24)
ASSISTS	23 vs. Wake Forest (2/22/25)	19 Kansas (12/14/24)
STEALS	13 vs. William & Mary (11/22/24)	9 Louisville (2/12/25)
BLOCKED SHOTS	8 vs. USC Upstate (11/4/24)	7 2x; last by Wake Forest (1/4/25)
TURNOVERS	14 at Georgia Tech (3/1/25)	21 William & Mary (11/22/24)
FOULS	24 2x; last vs. Wake Forest (2/22/25)	26 Coastal Carolina (11/13/24)
TEAM LOWS	NC STATE	OPPONENTS
POINTS	57 vs. SMU (1/25/25)	49 Colgate (11/18/24)
FG MADE	19 vs. SMU (1/25/25)	17 Boston College (2/15/25)
FG ATTEMPTS	50 at Wake Forest (1/4/25)	44 Coppin State (12/10/24)
FG%	.292 vs. SMU (19-of-65) (1/25/25)	.333 Colgate (21-of-63) (11/18/24)
3FG MADE	0 vs. Coastal Carolina (11/13/24)	2 2x; last by Wake Forest (2/22/25)
3FG ATTEMPTS	10 2x; last vs. California (1/18/25)	8 Syracuse (2/26/25)
3FG%	.000 vs. Coastal Carolina (0-of-10) (11/13/24)	.143 USC Upstate (3-of-21) (11/4/24)
FREE THROWS MADE	3 vs. Clemson (2/1/25)	2 Colgate (11/18/24)
FREE THROW ATTEMPTS	6 vs. Clemson (2/1/25)	5 Colgate (11/18/24)
FREE THROW %	.429 vs. Texas (6-of-14) (12/4/24)	.400 Colgate (2-of-5) (11/18/24)
REBOUNDS	21 at North Carolina (2/19/25)	22 Virginia (12/31/24)
OFFENSIVE REBOUNDS	6 2x; last at California (2/5/25)	3 Virginia (12/31/24)
ASSISTS	5 2x; last at California (2/5/25)	6 Boston College (2/15/25)
STEALS	3 4x; last vs. Wake Forest (2/22/25)	1 SMU (1/25/25)
BLOCKED SHOTS	0 at Virginia (12/31/24)	0 3x; last by Wake Forest (2/22/25)
TURNOVERS	5 2x; last vs. Boston College (2/15/25)	5 Clemson (2/1/25)
FOULS	9 at Kansas (12/14/24)	8 California (2/5/25)
INDIVIDUAL HIGHS	NC STATE	OPPONENTS
POINTS	24 Paul McNeil, Jr., vs. Wake Forest (2/22/25)	29 Baye Ndongo, Georgia Tech (3/1/25)
FG MADE	10 Dontrez Styles, vs. Clemson (2/1/25)	11 Malique Ewin, Florida State (12/7/24)
FG ATTEMPTS	19 Marcus Hill, vs. North Carolina (1/11/25)	18 RJ Davis, North Carolina (2/19/25)
FG% (min. 5 made)	.857 (6-7) Ben Middlebrooks, vs. Presbyterian (11/8/24)	1.000 (5-5) Joshua Ola-Joseph, California (2/5/25)
3FG MADE	6 Dontrez Styles, vs. Clemson (2/1/25)	5 4x; last by Reyne Smith, Louisville (2/12/25)
3 FG ATTEMPTS	11 Dontrez Styles, vs. Wake Forest (2/22/25)	11 Gabe Dorsey, William & Mary (11/22/24)
3FG% (min. 3 made)	.750 (6-8) Dontrez Styles, vs. Clemson (2/1/25)	1.000 (4-4) Terrence Edwards, Jr., Louisville (2/12/25)
FREE THROWS MADE	11 Dontrez Styles, at Stanford (2/8/25)	16 Jamir Watkins, Florida State (12/7/24)
FREE THROW ATTEMPTS	14 Dontrez Styles, at Stanford (2/8/25)	17 Jamir Watkins, Florida State (12/7/24)
FT% (min. 3 made)	1.000 (9-9) Ben Middlebrooks, vs. Colgate (11/18/24)	1.000 (8-8) Tre'Von Spillers, Wake Forest (2/22/25)
REBOUNDS	14 Ben Middlebrooks, vs. North Carolina (1/11/25)	RJ Davis, North Carolina (2/19/25)
OFFENSIVE REBOUNDS	7 Brandon Huntley-Hathfield, vs. Louisville (2/12/25)	17 Baye Ndongo, Georgia Tech (3/1/25)
ASSISTS	13 Michael O'Connell, vs. Wake Forest (2/22/25)	6 4x; last by Tobi Lawal, Virginia Tech (1/15/25)
STEALS	5 Jayden Taylor, vs. Presbyterian (11/8/24)	12 Naithan George, Georgia Tech (3/1/25)
BLOCKED SHOTS	5 Ben Middlebrooks, vs. William & Mary (11/22/24)	3 8x; last by Naithan George, Georgia Tech (3/1/25)
TURNOVERS	5 Jayden Taylor, vs. Coastal Carolina (11/13/24)	4 Tre'Von Spillers, Wake Forest (1/4/25)
	Jayden Taylor, vs. Presbyterian (11/8/24)	5 4x; last by Terrence Edwards, Jr. & Aboubacar Traore, Louisville (2/12/25)

## GAME 31 - MIAMI

## GAME NOTES

NC STATE 97, USC UPGRADE 64  
GAME 1: NOVEMBER 4, 2024 ♦ LENOVO CENTERNC STATE 81, PRESBYTERIAN 72  
GAME 2: NOVEMBER 8, 2024 ♦ LENOVO CENTEROfficial Basketball Box Score - Final  
USC Upgrade at NC State  
11/04/24 Lenovo Center, Raleigh  
2024-25 Men's BasketballGame Time: 7:00 PM  
Game Duration: 2:12Official Basketball Box Score - Final  
Presbyterian at NC State  
11/08/24 Lenovo Center, Raleigh  
2024-25 Men's BasketballGame Time: 7:00 PM  
Game Duration: 2:33  
Attendance: 12,949

Officials: Eric Lewis, Adam Fibre, Grant Today

Officials: Chuck Jones, Justin Porterfield, Anthony Eades

USC Upgrade - 66

Record: 0-1

NO. Name	Min	FG M-A	3P M-A	FT M-A	Rebounds OR DR TOT	Fouls PF FD	TP AS TO ST	Blocks BS BA	+/-
22 Daniel Helterhoff	F 15:31	1-3	0-0	0-0	1 1 2	4 3	2 0 1 0	0 1 1	-10
1 Kanye Jones	G 21:40	1-8	0-4	4-5	1 1 2	1 4	6 2 2 1	0 3 1	-14
5 Mister Dean	G 22:40	4-6	0-0	6-8	2 2 4	1 6	14 0 3 1	0 0 0	-23
11 Karamani Gregory	G 28:05	4-10	1-3	4-4	0 3 3	1 4	13 3 2 1	0 0 0	-29
24 Chico Johnson	G 18:07	1-4	0-1	0-0	2 0 2	2 0	2 1 2 0	0 0 1	-21
2 Isaiah Skinner	18:17	2-6	1-3	1-4	3 1 4	3 2	6 0 1 0	0 0 0	-8
3 Britt Harris	23:19	2-7	0-2	4-4	0 4 4	3 3	8 0 1 1	1 0 1	-20
8 Nic Book	24:10	4-8	0-1	2-2	4 5 9	4 2	10 0 1 1	1 0 2	-19
0 Andrew McConnell	11:55	0-4	0-0	1 0 1	1 0 1	0 0	0 2 0 0	0 0 0	-2
4 Carmelo Adkins	15:36	2-6	1-5	0-0	1 3 4	1 0	5 1 1 1	0 0 0	-11
21 CJ Rich	00:40	0-0	0-0	0-0	0 0 0	0 0	0 1 1 0	0 0 0	-2
Team					2 0 2	0 1	0 1 1	0 0 0	
Totals		21-62	3-21	21-27	17 20 37	21 24	66 8 17 7	0 8 3	-31

Technical Fouls: NONE

NC State - 97

Record: 1-0

NO. Name	Min	FG M-A	3P M-A	FT M-A	Rebounds OR DR TOT	Fouls PF FD	TP AS TO ST	Blocks BS BA	+/-
34 Ben Middlebrooks	C 20:30	5-8	0-0	0-1	4 6 10	2 2	10 2 3 1	4 0 0	21
3 Dontrez Styles	G 13:32	4-6	1-3	0-0	1 1 2	4 0	9 0 0 0	2 0 4	0
8 Jayden Taylor	G 22:21	3-8	1-5	1-2	1 2 3	3 2	8 2 2 0	0 0 0	22
10 Marcus Hill	G 20:01	7-10	0-1	0-1	0 2 3	0 3	14 2 2 0	0 0 0	14
12 Michael O'Connell	G 25:18	3-6	2-4	1-2	0 3 3	2 1	9 6 1 2	0 0 0	17
1 Brandon Huntley-Hatfield	16:44	5-6	0-0	3-4	3 1 4	4 7	13 0 2 0	0 0 0	9
4 Breon Pass	21:12	5-8	2-4	2-3	1 1 2	0 2	14 4 0 0	0 0 0	18
7 Bryce Heard	15:56	2-3	0-1	4-4	1 4 5	3 3	8 0 0 1	0 0 1	14
5 Trey Parker	17:36	2-5	2-4	0-0	0 2 2	0 3	6 4 0 2	0 0 0	17
11 Dennis Parker, Jr.	11:29	1-3	0-1	0-0	2 2 4	2 0	2 0 0 1	2 0 0	8
2 Paul McNeil, Jr.	11:36	1-5	1-4	1-2	0 4 4	1 1	4 2 0 0	0 0 0	6
13 KJ Keatts	02:07	0-0	0-0	0-0	0 0 0	0 0	0 0 1 0	0 0 0	2
22 Jordan Snell	01:38	0-0	0-0	0-0	0 0 0	0 0	0 0 0 0	0 0 0	3
Team					0 1 1	4 0	0 0 0	0 0 0	
Totals		38-68	9-27	12-21	14 29 43	24 21	97 22 11 9	8 0 3	31

Technical Fouls: NONE

	USCUP	ST				
Biggest lead	1 (1 <sup>st</sup> 16:05)	33 (2 <sup>nd</sup> 0:39)				
Best Scoring Run	6 (1 <sup>st</sup> 5:39)	15 (1 <sup>st</sup> 7:55)				
Lead Changes						
Times Tied	3					
Time with Lead	01:34	37:16				
Points from	USCUP	ST	Period by Period Scoring			
Turnovers	4	27	1st	2nd	TOT	
Paint	34	54	USCUP	35	31	66
Second Chance	10	16				
Fast Breaks	7	36				
Bench	29	47	ST	50	47	97

Shooting By Period
1 <sup>st</sup> FG% 20-32 62.5%
3PT% 5-13 38.5%
FT% 5-7 71.4%
2 <sup>nd</sup> FG% 18-36 50.0%
3PT% 4-14 28.6%
FT% 7-14 50.0%
GM FG% 38-68 55.9%
3PT% 9-27 33.3%
FT% 12-21 57.1%

Dead Ball Rebounds: 4, 0

Presbyterian - 72

Record: 1-2

NO. Name	Min	FG M-A	3P M-A	FT M-A	Rebounds OR DR TOT	Fouls PF FD	TP AS TO ST	Blocks BS BA	+/-
14 Jaylen Peterson	F 18:30	2-4	0-0	0-0	3 4 7	0 2	4 0 1 0	1 0 0	-11
30 Kaleb Scott	F 18:36	1-2	0-0	0-2	1 2 3	5 1	2 0 0 1	0 0 0	-5
3 Kobe Stewart	G 37:31	9-16	1-6	1-2	3 1 4	1 2	20 3 1 3	0 0 0	-5
4 Kory Mincy	G 37:46	8-15	4-6	8-9	0 1 1	3 7	28 4 2 0	3 0 0	-9
10 Jamahri Harvey	G 18:08	0-4	0-2	1-2	0 0 0	2 1	1 0 2 0	0 0 0	-13
15 Jonah Pierce	25:33	4-6	0-0	0-0	5 5 10	4 1	8 2 4 1	0 0 0	-6
11 Quadri Peltaway	16:13	0-2	0-1	0-0	0 2 2	2 1	0 1 1 0	0 0 0	5
12 Carl Parrish	22:36	2-5	0-1	1-1	0 1 1	1 1	5 0 1 0	0 0 0	5
0 Iverson King	05:08	2-3	0-0	0-0	0 1 1	1 0	4 0 1 0	0 0 0	-1
Team					0 1 1	0 0	0 0 0	0 0 0	
Totals		28-57	5-16	11-16	12 18 30	19 16	72 10 15 7	1 3 9	

Technical Fouls: NONE

NC State - 81

Record: 2-0

NO. Name	Min	FG M-A	3P M-A	FT M-A	Rebounds OR DR TOT	Fouls PF FD	TP AS TO ST	Blocks BS BA	+/-
1 Brandon Huntley-Hatfield	F 20:35	5-6	0-0	1-3	2 5 7	1 4	11 1 0 0	0 0 0	12
3 Dontrez Styles	G 34:22	4-9	1-3	0-0	1 5 6	3 0	9 0 1 0	2 0 0	6
8 Jayden Taylor	G 32:35	7-14	2-7	3-4	1 0 1	1 5	19 2 5 5	1 1 0	9
10 Marcus Hill	G 26:01	3-6	0-1	1-2	2 1 3	3 1	7 5 1 1	0 0 0	19
12 Michael O'Connell	G 31:59	4-7	2-4	1-2	1 2 3	2 3	11 8 1 1	0 0 0	25
4 Breon Pass	18:07	2-4	1-1	1-2	2 2 4	2 2	6 1 2 1	0 0 0	-6
7 Bryce Heard	06:54	0-0	0-0	0-0	0 0 0	1 0	0 0 0 0	0 0 0	-3
34 Ben Middlebrooks	19:25	6-7	1-1	3-4	0 1 1	1 2	16 1 0 3	0 0 0	-3
5 Trey Parker	09:00	0-3	0-2	0-0	1 1 2	1 1	0 2 1 0	0 0 0	-11
2 Paul McNeil, Jr.	01:02	0-0	0-0	2-2	0 0 0	1 1	2 0 0 0	0 0 0	-3
Team					0 2 2	0 0	0 0 0	0 0 0	
Totals		31-56	7-19	12-19	10 19 29	16 19	81 18 12 12	3 1 9	

Technical Fouls: NONE

	PC	ST							
Biggest lead	0 (1 <sup>st</sup> 20:00)	15 (2 <sup>nd</sup> 4:38)	Points from Turnovers	PC	ST	Period by Period Scoring			
Best Scoring Run	7 (1 <sup>st</sup> 12:29)	9 (1 <sup>st</sup> 4:21)	Paint	42	48	1st	2nd	TOT	
Lead Changes	0		Second Chance	17	12	PC	31	41	72
Times Tied	0		Fast Breaks	11	27	ST	38	43	81
Time with Lead	00:00	39:44	Bench	17	24				

NC STATE 82, COASTAL CAROLINA 70  
GAME 3: NOVEMBER 13, 2024 ♦ LENOVO CENTERNC STATE 72, COLGATE 49  
GAME 4: NOVEMBER 18, 2024 ♦ LENOVO CENTEROfficial Basketball Box Score - Final  
Coastal Carolina at NC State  
11/13/24 Lenovo Center, Raleigh  
2024-25 Men's BasketballGame Time: 7:00 PM  
Game Duration: 2:25  
Attendance: 12,425Official Basketball Box Score - Final  
Colgate at NC State  
11/18/24 Lenovo Center, Raleigh  
2024-25 Men's BasketballGame Time: 7:00 PM  
Game Duration: 1:50  
Attendance: 11,692

Officials: Terry Oglesby, Jemel Spearman, Chase Shaw

Officials: Lee Cassel, Bert Smith, Kellen Milner

Coastal Carolina - 70

Record: 1-2

NO. Name	Min	FG M-A	3P M-A	FT M-A	Rebounds OR DR TOT	Fouls PF FD	TP AS TO ST	Blocks BS BA	+/-
22 Dontrez Hines	F 23:15	5-8	0-0	4-5	3 5 8	5 3	14 0 1 1	1 2 1	-11
21 Noah Amenhauser	C 13:03	3-6	0-0	2-2	1 2 3	2 2	8 0 2 3	1 0 0	-12
2 RaSheed Jones	G 32:38	6-10	5-7	0-0	1 4 5	4 1	17 1 1 0	0 0 0	-8
5 Josh Meo	G 23:50	2-5	0-3	2-2	0 0 0	4 1	6 0 3 0	0 0 0	-13
15 Jordan Battle	G 31:06	4-11	0-4	6-6	1 2 3	2 8	14 0 0 0	0 0 1	-11
32 Colin Granger	12:59	3-5	0-0	1-1	1 3 4	3 3	7 0 2 0	1 0 3	0
7 Andre Mulbea	14:07	0-2	0-1	0-0	0 0 0	1 0	0 1 1 0	0 0 0	-6
13 Henry Abraham	20:06	0-2	0-2	0-2	0 1 1	2 1	2 3 1 0	0 0 0	0
50 Mabor Majak	13:41	0-1	0-0	2-2	0 1 1	2 2	2 1 1 0	0 1 0	-3
10 Naz Brown	09:12	0-1	0-1	0-0	1 1 2	1 0	0 0 1 0	0 0 0	1
Team					2 4 6	0 6	0 0 0	0 0 0	
Totals		23-51	5-18	19-20	10 23 33	26 21	70 8 19 4	4 3 12	

Technical Fouls: NONE

NC State - 82

Record: 3-0

NO. Name	Min	FG M-A	3P M-A	FT M-A	Rebounds OR DR TOT	Fouls PF FD	TP AS TO ST	Blocks BS BA	+/-
1 Brandon Huntley-Hatfield	F 23:25	2-6	0-0	9-10	2 1 3	1 8	13 3 4 0	0 0 0	15
3 Dontrez Styles	G 27:56	3-5	0-1	4-6	3 3 6	4 3	10 1 0 0	2 0 0	9
8 Jayden Taylor	G 33:49	8-15	0-4	6-6	0 1 1	3 4	22 0 5 2	1 0 1	13
10 Marcus Hill	G 28:59	4-7	0-0	1-3	1 2 3	4 4	9 1 0 0	0 2 7	7
12 Michael O'Connell	G 15:41	1-3	0-0	3-4	1 2 3	3 2	5 2 0 2	0 0 0	18
34 Ben Middlebrooks	08:56	1-6	0-3	1-2	0 0 0	2 1	3 0 0 0	0 0 2	0
4 Breon Pass	13:46	1-3	0-0	1-1	0 1 1	2 1	3 1 0 1	0 0 0	3
5 Trey Parker	20:04	6-8	0-1	1-1	0 5 5	0 1	13 0 0 1	0 0 0	0
7 Bryce Heard	15:47	0-0	0-0	2-2	1 1 2	1 2	2 2 1 2	0 0 0	0
11 Dennis Parker, Jr.	02:18	0-0	0-0	0-0	0 0 0	0 0	0 0 0 0	0 0 0	0
3 Ismael Diouf	07:39	1-4	0-2	0-0	2 1 3	1 0	2 1 0 0	0 0 0	-3
2 Paul McNeil, Jr.	01:39	0-0	0-0	0-0	0 0 0	0 0	0 0 0 0	0 0 0	2
Team					2 1 3	0 0	0 0 0	0 0 0	
Totals		27-57	0-10	28-35	12 18 30	21 26	82 11 10 8	3 4 12	

Technical Fouls: NONE

	CCU	ST	Period by Period Scoring			
Biggest lead	0 (1 <sup>st</sup> 20:00)	17 (2 <sup>nd</sup> 3:02)				
Best Scoring Run	5 (2 <sup>nd</sup> 17:22)	10 (2 <sup>nd</sup> 18:24)				
Lead Changes	0					
Times Tied	0					
Time with Lead	00:00	39:40				

Shooting By Period
1 <sup>st</sup> FG% 13-25 52.0%
3PT% 0-4 0.0%
FT% 9-13 69.2%
2 <sup>nd</sup> FG% 14-32 43.8%
3PT% 0-6 0.0%
FT% 19-22 86.4%
GM FG% 27-57 47.4%
3PT% 0-10 0.0%
FT% 28-35 80.0%

Dead Ball Rebounds: 2, 0

Colgate - 49

Record: 1-3

NO.	Name		Min	FG	3P	FT	Rebounds	Fouls	PF	TP	AS	TO	ST	Blocks	BS	+/-	
55	Jeff Woodward	C	13:51	1-3	0-0	0-0	1 2 3	1	0	2	3	1	0	0	0	-14	
1	Brady Cummins	G	24:43	3-6	0-1	2-3	0 5 5	5	4	8	2	2	0	0	1	-17	
3	Jalen Cox	G	13:03	1-3	0-0	0-0	1 2 3	0	2	2	1	1	0	0	1	-12	
5	Nicolas Louis-Jacques	G	24:09	4-11	1-7	0-0	0 0 0	3	1	9	1	1	0	0	0	-16	
25	Parker Jones	G	24:12	3-8	2-6	0-0	1 3 4	2	1	8	1	4	2	1	1	-13	
10	Chandler Baker		20:11	2-5	1-3	0-0	0 4 4	0	0	5	1	0	0	0	1	-18	
33	Sam Wright		13:54	2-8	0-1	0-1	3 2 5	4	3	4	0	0	0	0	0	-13	
2	Blake Forrest		21:12	0-4	0-3	0-0	0 2 2	1	1	0	5	1	3	0	1	-3	
13	Kyle Carlesimo		11:00	2-6	1-4	0-0	0 0 0	1	1	5	1	0	0	0	0	-9	
0	Julian Scott		10:46	0-1	0-0	0-0	0 2 2	1	0	0	0	0	1	0	0	-3	
9	Cameron Brennan		12:15	2-4	0-0	0-1	1 3 4	4	2	4	0	0	0	0	2	0	4
7	Stevie Clark		05:36	1-3	0-1	0-0	0 0 0	0	0	0	2	1	0	0	0	3	
4	Josh Ahayere		02:34	0-1	0-0	0-0	0 0 0	0	0	0	0	0	0	0	1	-2	
23	Cooper Wright		02:34	0-0	0-0	0-0	0 0 0	0	1	0	0	0	1	0	0	-2	
Team							2 2 4				0	1					
Totals				21:63	5:26	2:5	9 27 36	18	15	43	15	15	8	3	7	-23	





## GAME 31 - MIAMI

## GAME NOTES

NC STATE 84, FLORIDA STATE 74 (OT)  
GAME 9: DECEMBER 7, 2024 ♦ LENOVO CENTERNC STATE 66, COPPIN STATE 56  
GAME 10: DECEMBER 10, 2024 ♦ REYNOLDS COLISEUMOfficial Basketball Box Score - Final  
Florida St. at NC State  
12/07/24 Lenovo Center, Raleigh  
2024-25 Men's BasketballGame Time: 4:00 PM  
Game Duration: 2:44  
Attendance: 12,577Official Basketball Box Score - Final  
Coppin St. at NC State  
12/10/24 Lenovo Center, Raleigh  
2024-25 Men's BasketballGame Time: 7:00 PM  
Game Duration: 2:04  
Attendance: 5,500

Officials: Ted Valentine, Clarence Armstrong, Trey Styons

Officials: Bill Covington, Jr., Tony Padilla, Adam Flore

Florida St. - 74

Record: 7-3 (0-1)

NO.	Name	Min	FG	3P	FT	Rebounds	Fouls	TP	AS	TO	ST	Blocks	+/-
			M-A	M-A	M-A	OR DR TOT	PF FD					BS BA	
1	Jamir Watkins	F 39:31	4-13	0-4	16-17	1 5 6	3 10	24	3	5	2	0 2	-3
10	Taylor Bol Bowen	F 23:09	1-3	0-1	3-4	0 5 5	4 2	5	0	1	1	0 0	-19
12	Malique Ewin	F 33:57	11-14	0-0	1-1	6 3 9	5 1	23	1	2	0	2 1	3
0	Chandler Jackson	G 28:44	1-3	0-0	0-0	0 1 1	3 0	2	2	1	0	0 0	-13
3	Bostyn Holt	G 13:32	0-2	0-1	0-0	0 0 0	1 0	1	0	1	0	0 0	-13
5	Daguan Davis	G 33:02	3-8	1-4	4-5	1 0 1	3 2	11	1	0	1	1 1	5
7	Jerry Deng	G 13:01	1-5	1-3	1-2	0 3 3	1 1	4	0	1	0	0 0	-10
25	Justin Thomas	28:35	2-4	1-2	0-0	1 2 3	2 0	5	0	2	0	1 0	5
19	AJ Swinton	07:17	0-1	0-1	0-0	0 0 0	0 0	0	0	0	0	0 0	-4
21	Alier Malik	04:12	0-1	0-0	0-0	0 0 0	0 0	0	0	0	0	0 0	-1
Team					2 2 4			0	0	0	0		
Totals			23-54	3-16	25-29	11 21 32	21 17	74	7	13	4	4 4	-10

Technical Fouls: Davis 1<sup>ST</sup> 1:06

NC State - 84

Record: 6-3 (1-0)

NO.	Name	Min	FG	3P	FT	Rebounds	Fouls	TP	AS	TO	ST	Blocks	+/-
			M-A	M-A	M-A	OR DR TOT	PF FD					BS BA	
34	Ben Middlebrooks	C 26:49	2-4	0-0	0-1	2 2 4	4 4	4	1	2	1	2 1	25
3	Dontrez Styles	G 28:54	7-13	3-7	4-4	3 2 5	4 2	21	0	2	2	0 2	8
8	Jayden Taylor	G 39:12	3-8	1-4	7-10	0 4 4	2 6	14	0	1	0	1 0	13
10	Marcus Hill	G 32:46	7-12	1-2	8-10	1 5 6	0 5	23	2	1	0	0 1	17
12	Michael O'Connell	G 35:38	3-5	1-3	1-4	0 3 3	3 3	8	4	1	1	0 0	5
1	Brandon Huntley-Hatfield	18:15	1-1	0-0	0-0	2 1 3	1	2	0	0	0	1 0	-17
4	Breon Pass	11:55	2-2	2-2	0-0	0 1 1	0 0	6	0	2	0	0 0	-3
5	Trey Parker	13:36	1-4	0-2	0-0	0 0 0	2 0	2	1	0	1	0 0	0
11	Dennis Parker, Jr.	16:06	2-4	0-2	0-0	1 3 4	2 0	4	2	1	1	0 0	2
2	Paul McNeil, Jr.	01:49	0-1	0-1	0-0	0 0 0	0 0	0	0	0	0	0 0	0
Team					0 2 2			0	0	0	0		
Totals			28-54	8-23	20-29	9 23 32	17 21	84	10	10	6	4 4	10

Technical Fouls: Taylor 1<sup>ST</sup> 01:06

	FSU	ST
Biggest lead	6 (2 <sup>nd</sup> 3:44)	10 (1 <sup>st</sup> 0:35)
Best Scoring Run	9 (2 <sup>nd</sup> 12:39)	10 (1 <sup>st</sup> 9:40)
Lead Changes	4	
Times Tied	5	
Time with Lead	07:32	33:54

Points from Turnovers	FSU	ST
Paint	34	36
Second Chance	11	11
Fast Breaks	11	14
Bench	20	14

Period by Period Scoring	1st	2nd	OT	TOT
FSU	33	37	4	74
ST	35	35	14	84

Coppin St. - 56

Record: 0-11

NO.	Name	Min	FG	3P	FT	Rebounds	Fouls	TP	AS	TO	ST	Blocks	+/-
			M-A	M-A	M-A	OR DR TOT	PF FD					BS BA	
4	Khalil Horton	F 10:58	0-3	0-2	0-0	0 3 3	1 2	0	0	2	0	0 0	4
12	Peter Odoro	F 26:01	5-7	0-0	1-2	1 4 5	2 1	11	0	1	0	0 0	-2
2	Toby Nnadozie	G 33:13	4-8	1-1	1-2	2 5 7	0 1	10	1	1	3	0 0	-8
3	Cam'Ron Brown	G 23:15	1-4	0-1	0-0	0 2 2	1 2	2	-3	3	0	0 0	-18
10	Camaren Sparrow	G 21:09	2-3	0-1	4-4	1 1 2	4 2	8	0	1	0	0 0	-3
6	Julius Elerbe III	32:56	4-8	1-3	1-6	0 6 6	3 5	10	2	2	0	0 0	-12
13	Jonathan Dunn	23:19	3-6	0-0	4-6	2 1 3	3 3	10	0	2	0	0 0	-6
0	Zahree Harrison	25:25	0-5	0-1	5-6	1 3 4	3 5	5	-1	1	3	0 1	-8
20	Darius Leonard	03:44	0-0	0-0	0-0	0 1 1	0 0	0	0	0	0	0 0	-7
Team					2 1 3			0	2				
Totals			19-44	2-9	16-26	9 27 36	17 21	56	7	15	6	0 2	-10

Technical Fouls: NONE

NC State - 66

Record: 7-3

NO.	Name	Min	FG	3P	FT	Rebounds	Fouls	TP	AS	TO	ST	Blocks	+/-
			M-A	M-A	M-A	OR DR TOT	PF FD					BS BA	
34	Ben Middlebrooks	C 20:20	3-6	0-0	7-9	5 0 5	2 6	13	1	1	0	1 0	5
3	Dontrez Styles	G 23:39	6-15	3-5	0-0	2 5 7	1 1	15	2	1	0	0 0	9
8	Jayden Taylor	G 14:43	1-2	0-0	1-2	0 1 1	2 1	3	0	2	0	1 0	2
10	Marcus Hill	G 33:53	5-11	0-2	6-8	1 4 5	2 5	16	1	1	1	0 0	16
12	Michael O'Connell	G 19:40	0-1	0-1	1-2	0 2 2	2 1	1	1	1	1	0 0	-4
1	Brandon Huntley-Hatfield	14:58	0-4	0-0	0-0	1 3 4	2 1	0	0	0	0	0 0	6
4	Breon Pass	19:35	1-6	1-4	0-0	1 0 1	1 0	3	0	0	0	0 0	7
5	Trey Parker	11:15	1-3	0-1	1-3	2 1 3	4 2	3	1	3	0	0 0	-3
11	Dennis Parker, Jr.	26:09	4-6	2-3	0-0	2 2 4	3 0	10	2	0	1	0 0	8
2	Paul McNeil, Jr.	03:08	0-2	0-0	0-0	1 1 2	1 0	0	0	0	0	0 0	0
7	Bryce Heard	07:50	0-3	0-2	0-0	1 2 3	1 0	0	0	0	0	0 0	5
33	Ismael Diouf	04:42	1-1	0-0	0-0	0 0 0	0 0	2	0	0	0	0 0	-1
Team					0 0 1			0	0				
Totals			22-60	6-18	16-24	16 22 38	21 17	66	8	9	3	2 0	10

Technical Fouls: NONE

	CSU	ST
Biggest lead	9 (1 <sup>st</sup> 12:06)	16 (2 <sup>nd</sup> 1:42)
Best Scoring Run	6 (1 <sup>st</sup> 16:28)	9 (2 <sup>nd</sup> 1:42)
Lead Changes	1	
Times Tied	2	
Time with Lead	11:42	24:56

Points from Turnovers	CSU	ST
Paint	28	30
Second Chance	12	11
Fast Breaks	3	14
Bench	25	18

Period by Period Scoring	1st	2nd	TOT
CSU	28	28	56
ST	35	31	66

#10/10 KANSAS 75, NC STATE 60  
GAME 11: DECEMBER 14, 2024 ♦ LAWRENCE, KAN.NC STATE 89, RIDER 63  
GAME 12: DECEMBER 22, 2024 ♦ LENOVO CENTEROfficial Basketball Box Score - Final  
NC State at Kansas  
12/14/24 Allen Fieldhouse, Lawrence  
2024-25 Men's BasketballGame Time: 2:16 PM  
Game Duration: 1:54  
Attendance: 15,300Official Basketball Box Score - Final  
Rider at NC State  
12/22/24 Lenovo Center, Raleigh  
2024-25 Men's BasketballGame Time: 4:00 PM  
Game Duration: 2:14  
Attendance: 14,289

Officials: Doug Simmons, Marques Pettigrew, Randy McCall

Officials: Bill Covington, Jr., Tommy Morrissey, A.J. Desai

NC State - 60

Record: 7-4

NO.	Name	Min	FG	3P	FT	Rebounds	Fouls	TP	AS	TO	ST	Blocks	+/-
			M-A	M-A	M-A	OR DR TOT	PF FD					BS BA	
34	Ben Middlebrooks	C 31:01	4-10	1-0	6-10	4 4 8	1 7	14	1	0	2	1 1	-11
3	Dontrez Styles	G 23:26	3-10	2-5	0-0	1 1 2	3 0	8	0	0	0	1 1	-15
8	Jayden Taylor	G 17:18	3-6	2-3	0-0	0 0 0	1 0	8	0	1	0	0 1	-14
10	Marcus Hill	G 31:33	3-11	0-0	4-4	2 0 2	0 3	10	2	3	0	0 3	-21
12	Michael O'Connell	G 35:11	1-6	0-3	0-0	0 2 2	2 0	2	1	2	2	0 0	-15
11	Dennis Parker, Jr.	18:19	0-3	0-1	0-2	2 2 4	0 1	0	2	0	1	1 1	-1
1	Brandon Huntley-Hatfield	25:33	5-8	0-0	2-2	0 3 3	2 4	12	3	1	2	0 0	-4
5	Trey Parker	09:20	0-0	0-0	0-0	0 0 0	0 0	0	0	1	1	0 0	0
4	Breon Pass	10:19	2-3	2-2	0-0	0 2 2	0 0	6	0	0	0	0 0	3
Team					2 1 3			0	0	0	0		
Totals			21-57	6-15	12-18	11 15 26	9 15	60	9	8	8	3 7	-15

Technical Fouls: NONE

Kansas - 75

Record: 8-2

NO.	Name	Min	FG	3P	FT	Rebounds	Fouls	TP	AS	TO	ST	Blocks	+/-
			M-A	M-A	M-A	OR DR TOT	PF FD					BS BA	
24	KJ Adams	F 28:50	3-4	0-0	0-0	1 5 6	4 2	6	0	2	0	3 1	14
1	Hunter Dickinson	C 28:06	9-13	1-3	2-2	2 12 14	3 1	21	7	0	2	1 0	30
3	Dajuan Harris Jr.	G 36:19	6-11	3-6	0-0	0 0 0	0 1	15	6	3	2	1 0	19
5	Zake Mayo	G 34:10	9-14	5-9	3-5	2 1 3	0 4	28	2	0	0	1 14	
6	Rylan Griffin	G 30:50	1-6	0-4	0-0	2 2 4	1 0	2	3	2	0	0 1	16
2	AJ Storr	17:14	1-3	0-1	0-0	0 2 2	1 1	2	0	1	1	1 0	0
40	Flory Bidinga	07:36	0-1	0-0	0-0	3 3 4	0 0	0	0	0	0	1 0	-12
0	Shakeel Moore	01:29	0-0	0-0	0-0	0 1 1	0 0	0	0	0	0	0 0	-3
8	David Coit	09:40	1-1	1-1	0-0	0 0 0	0 0	3	1	1	0	0 0	0
41	Zach Clemence	05:36	0-0	0-0	0-0	1 0 1	2 0	0	0	1	0	0 0	-4
Team					0 2 2			0	1				
Totals			30-53	10-24	5-7	8 28 36	15 9	75	19	13	5	7 3	15

Technical Fouls: NONE

<b>Biggest lead</b>	0 (1 <sup>st</sup> 20:00)	17 (2 <sup>nd</sup> 4:07)
<b>Best Scoring Run</b>	9(1 <sup>st</sup> 10:03)	15(1 <sup>st</sup> 14:43)
<b>Lead Changes</b>	0	
<b>Times Tied</b>	0	
<b>Time with Lead</b>	00:00	38:48

## GAME 31 - MIAMI

## GAME NOTES

VIRGINIA 70, NC STATE 67  
GAME 13: DECEMBER 31, 2024 ♦ CHARLOTTESVILLE, VA.WAKE FOREST 77, NC STATE 59  
GAME 14: JANUARY 4, 2025 ♦ WINSTON-SALEM, N.C.

Official Basketball Box Score - Final  
NC State at Virginia  
12/31/24 John Paul Jones Arena, Charlottesville  
Virginia vs NC State Men's Basketball

Game Time: 12:00 PM  
Game Duration: 2:01  
Attendance: 13,675



Official Basketball Box Score - Final  
NC State at Wake Forest  
01/04/25 LHM Coliseum, Winston-Salem  
2024-25 Men's Basketball

Game Time: 12:00 PM  
Game Duration: 1:55  
Attendance: 9,633

Officials: Ted Valentine, Clarence Armstrong, Tony Chiazza

Officials: Rogge Ayers, Eric Lewis, Tommy Morrissey

NC State - 67			Record: 8-5 (1-1)																													
NO.	Name	Min	FG	M-A	3P	FT	Rebounds	Fouls	TP	AS	TO	ST	Blocks	+/-																		
							OR	DR	TOT				BS	BA																		
1	Brandon Huntley-Hatfield	F 26:36	4-9	0-0	4-4	4	3	7	3	6	12	0	4	0	2	-5																
3	Dontrez Styles	G 20:14	3-6	0-2	1-4	0	1	1	3	3	7	0	0	0	0	-14																
8	Jayden Taylor	G 33:00	4-8	3-6	3-3	0	2	2	3	2	14	5	2	1	0	3																
10	Marcus Hill	G 27:37	5-11	0-0	2-2	3	5	8	3	1	12	2	1	1	0	-9																
12	Michael O'Connell	G 36:01	2-6	2-6	1-2	0	6	6	0	1	7	4	1	0	0	4																
11	Dennis Parker, Jr.	19:31	1-5	0-2	0-0	0	0	0	2	0	2	0	1	0	0	1																
4	Breon Pass	17:36	3-6	2-5	0-0	1	2	3	0	2	8	2	1	2	0	0																
33	Ismael Diouf	13:24	1-1	0-0	0-0	3	1	4	0	0	2	1	0	0	0	0																
5	Trey Parker	06:01	1-2	1-2	0-0	0	0	0	0	0	3	0	1	0	0	-2																
Team															2		1		3		67		0		14							
Totals			24:54		8:23		11:15		13		21		34		16		15		67		14		11		4		0		4		-3	

Technical Fouls: NONE

Virginia - 70		Record: 8-5 (1-1)																
NO.	Name	Min	FG	M-A	3P	FT	Rebounds	Fouls	TP	AS	TO	ST	Blocks	+/-				
			FG	M-A	3P	FT	OR	DR	TOT	PF	FD		BS	BA				
2	Elijah Saunders	F 37:24	7-9	1-2	7-8	1	4	5	3	6	22	2	1	1	0	0	9	
5	Jacob Coffe	F 25:24	3-5	0-2	0-0	0	2	2	3	1	6	1	0	1	3	0	5	
4	Andrew Rohde	G 35:51	4-8	2-3	1-2	0	3	3	0	2	11	7	1	1	0	0	9	
7	Dai Dai Ames	G 08:37	1-2	0-0	0-0	0	0	0	0	0	2	0	0	0	0	0	-7	
11	Isaac McKneely	G 37:25	5-14	4-9	0-0	0	3	3	0	3	14	3	1	0	0	0	2	
0	Blake Buchanan	12:36	1-1	0-0	1-2	1	0	1	4	3	3	0	0	1	0	1	0	
10	Taine Murray	23:21	2-5	0-1	0-0	0	3	3	2	0	4	5	2	0	0	0	-2	
23	TJ Power	02:36	1-1	0-0	0-0	1	1	2	0	1	2	0	0	0	0	0	-6	
9	Isahn Sharma	14:46	2-3	2-3	0-0	0	1	1	0	1	6	0	0	0	0	0	-7	
21	Anthony Robinson	02:00	0-0	0-0	0-0	0	0	0	2	0	0	0	1	0	0	0	-3	
Team							0	2	2		0	0						
Totals		26:48	9:20	9:12	3	19	22	15	16	70	18	7	3	4	0	0	3	

Technical Fouls: NONE

	NCS	UVA	Points from	NCS	UVA	Period by Period Scoring			
Biggest lead	14 (2 <sup>nd</sup> 18:48)	12 (2 <sup>nd</sup> 5:02)	Turnovers	6	10				
Best Scoring Run	9 (2 <sup>nd</sup> 18:48)	10 (2 <sup>nd</sup> 13:04)	Paint	28	28		1st	2nd	TOT
Lead Changes	7	7	Second Chance	18	6	NCS	39	28	67
Times Tied	6		Fast Breaks	15	5				
Time with Lead	23:35	13:17	Bench	15	15	UVA	29	41	70



## GAME NOTES

**CALIFORNIA 65, NC STATE 62**  
**GAME 18: JANUARY 18, 2025 ♦ LENOVO CENTER**



**Officials:** Tony Henderson, Jerry Heater, Ryan Sassano

Shooting By Period		
1 <sup>st</sup>	FG%	16-28 57.1%
	3PT%	8-13 61.5%
	FT%	5-8 62.5%
2 <sup>nd</sup>	FG%	11-26 42.3%
	3PT%	0-6 0.0%
	FT%	9-9 100%
GM	FG%	27-54 50.0%
	3PT%	8-19 42.1%
	FT%	14-17 82.4%

Dead Ball Rebounds: 1

Shooting By Period		
1 <sup>st</sup>	FG%	13-27 48.1%
	3PT%	3-6 50.0%
	FT%	2-5 40%
2 <sup>nd</sup>	FG%	11-26 42.3%
	3PT%	3-10 30.0%
	FT%	9-12 75%
GM FG%		24-53 45.3%
	3PT%	6-16 37.5%
	FT%	11-17 64.7%

Shooting By Period		
1 <sup>st</sup>	FG%	13-27 48.1%
	3PT%	6-10 60.0%
	FT%	2-2 100%
2 <sup>nd</sup>	FG%	14-32 43.8%
	3PT%	5-12 41.7%
	FT%	12-15 80%
GM	FG%	27-59 45.8%
	3PT%	11-22 50.0%
	FT%	14-17 82.4%

Shooting by Period			
<b>1<sup>st</sup></b>	<b>FG%</b>	12-32	37.5%
	<b>3PT%</b>	1-8	12.5%
	<b>FT%</b>	4-6	66.7%
<b>2<sup>nd</sup></b>	<b>FG%</b>	14-28	50.0%
	<b>3PT%</b>	0-2	0.0%
	<b>FT%</b>	5-8	62.5%
<b>GM</b>	<b>FG%</b>	26-60	43.3%
	<b>3PT%</b>	1-10	10.0%
	<b>FT%</b>	9-14	64.3%

Dead Ball Rebounds: 2,

	UC	ST	Points from	UC	ST	Period by Period Scoring			
Biggest lead	6 (2 <sup>nd</sup> 9:55)	3 (1 <sup>st</sup> 13:46)	Turnovers	9	19		1st	2nd	TOT
Best Scoring Run	7 (1 <sup>st</sup> 5:15)	12 (2 <sup>nd</sup> 1:20)	Paint	32	36	UC	31	34	65
Lead Changes	7	11	Second Chance	8	10				
Times Tied	13		Fast Breaks	12	6	ST	29	33	62
Time with Lead	26:09	05:44	Bench	16	16				

**#2/2 DUKE 74, NC STATE 64**  
**GAME 20: JANUARY 27, 2025 ♦ DURHAM, N.C.**



**Officials:** Ron Groover, Lee Cassell, Bill Covington Jr.

Shooting By Period			
1 <sup>st</sup>	FG%	13-27	48.1%
	3PT%	5-9	55.6%
	FT%	3-4	75%
2 <sup>nd</sup>	FG%	10-26	38.5%
	3PT%	1-7	14.3%
	FT%	8-8	100%
GM	FG%	23-53	43.4%
	3PT%	6-16	37.5%
	FT%	11-12	91.7%

Shooting By Period		
1 <sup>st</sup>	FG%	15-31 48.4%
	3PT%	7-12 58.3%
	FT%	0-0 0%
2 <sup>nd</sup>	FG%	9-28 32.1%
	3PT%	3-10 30.0%
	FT%	6-7 85.7%
GM	FG%	24-59 40.7%
	3PT%	10-22 45.5%
	FT%	6-7 85.7%

Dead Ball Rebounds: 2

Shooting By Period		
1 <sup>st</sup>	FG%	10-33 30.3%
	3PT%	2-12 16.7%
	FT%	4-5 80%
2 <sup>nd</sup>	FG%	9-32 28.1%
	3PT%	2-12 16.7%
	FT%	11-13 84.6%
GM	FG%	19-65 29.2%
	3PT%	4-24 16.7%
	FT%	15-18 83.3%

Shooting By Period			
1 <sup>st</sup>	FG%	12-35	34.3%
	3PT%	3-16	18.8%
	FT%	6-7	85.7%
2 <sup>nd</sup>	FG%	11-24	45.8%
	3PT%	1-4	25.0%
	FT%	18-21	85.7%
GM	FG%	23-59	39.0%
	3PT%	4-20	20.0%
	FT%	24-28	85.7%

	State	Duke		State	Duke	Period by Period Scoring			
Biggest lead	13 (1 <sup>st</sup> 4:14)	10 (2 <sup>nd</sup> 0:13)	Turnovers	17	17		1st	2nd	TOT
Best Scoring Run	8 (1 <sup>st</sup> 11:25)	12 (1 <sup>st</sup> 14:25)	Paint	16	32	State	37	27	64
Lead Changes		2	Second Chance	8	9				
Times Tied		1	Fast Breaks	10	25	Duke	33	41	74
Time with Lead	21:13	17:15	Bench	25	6				

## GAME 31 - MIAMI

## GAME NOTES

#RV/25 CLEMSON 68, NC STATE 58  
GAME 21: FEBRUARY 1, 2025 ♦ LENOVO CENTERCALIFORNIA 74, NC STATE 62  
GAME 22: FEBRUARY 5, 2025 ♦ BERKELEY, CALIF.Official Basketball Box Score - Final  
Clemson at NC State  
02/01/25 Lenovo Center, Raleigh  
2024-25 Men's BasketballGame Time: 1:30 PM  
Game Duration: 1:52  
Attendance: 15,299

Officials: Brian O'Connell, Pat Driscoll, Jamel Spearman

Clemson - 68

Record: 18-4 (10-1)

NO.	Name	Min	FG	3P	FT	Rebounds	Fouls	TP	AS	TO	ST	Blocks	BS	BA	+/-
			M-A	M-A	M-A	OR DR TOT	PF FD								
0	Viktor Lakhin	29:36	5-9	1-2	2-2	2	9	11	3	3	13	1	0	2	2 1 10
4	Ian Schieffelin	F 28:53	4-8	0-3	0-2	1	5	6	1	2	8	3	1	0	1 0 5
7	Chauncey Wiggins	F 31:27	4-8	1-2	2-2	0	0	0	1	1	11	0	0	0	0 0 2
11	Chase Hunter	G 35:38	6-12	2-5	6-6	0	2	2	5	20	2	2	1	1	1 0 10
11	Jaeden Zackery	G 33:48	3-8	1-1	0-0	0	5	5	1	0	7	4	2	1	0 2 9
2	Dillon Hunter	18:40	2-2	1-1	0-0	0	3	3	0	1	5	0	0	1	0 0 4
10	Del Jones	17:53	2-7	0-3	0-0	0	0	0	2	0	4	0	0	0	1 1 1
3	Jake Heidbreder	04:05	0-0	0-0	0-0	0	0	0	0	0	0	0	0	1	0 0 -1
Team						1	0	1			0				
Totals			26-54	6-17	10-12	4	24	28	10	12	68	10	5	6	4 4 10

Shooting By Period		
1st FG%	14-27	51.9%
3PT%	3-8	37.5%
FT%	3-5	60%
2nd FG%	12-27	44.4%
3PT%	3-9	33.3%
FT%	7-7	100%
GM FG%	26-54	48.1%
3PT%	6-17	35.3%
FT%	10-12	83.3%
Dead Ball Rebounds: 1, 0		

Technical Fouls: NONE

NC State - 58

Record: 9-12 (2-8)

NO.	Name	Min	FG	3P	FT	Rebounds	Fouls	TP	AS	TO	ST	Blocks	BS	BA	+/-
			M-A	M-A	M-A	OR DR TOT	PF FD								
34	Ben Middlebrooks	C 27:40	2-7	0-1	0-0	1	5	6	4	1	1	2	0	3	1 0
3	Dontrez Styles	G 33:02	9-14	6-8	0-0	2	3	5	2	2	24	0	0	0	0 -3
8	Jayden Taylor	G 32:02	2-8	0-2	2-4	1	6	7	1	2	6	4	1	4	0 1 -9
10	Marcus Hill	G 30:08	4-10	0-1	0-0	0	3	1	4	1	0	8	1	1	0 0 -2
12	Michael O'Connell	G 28:24	1-6	1-4	0-0	0	3	3	1	2	3	2	2	0	0 0 -2
33	Ismail Diouf	15:27	0-2	0-0	0-0	0	3	3	1	1	0	0	0	1	1 -14
4	Breon Pass	01:33	0-0	0-0	0-0	0	0	0	0	0	0	0	0	0	0 -2
5	Trey Parker	15:29	3-8	0-3	0-0	2	0	2	1	6	3	0	0	1	1 -14
11	Dennis Parker, Jr.	03:35	0-1	0-0	1-2	1	0	1	1	1	1	0	0	0	0 -3
2	Paul McNeil, Jr.	08:02	2-4	2-3	0-0	1	2	3	0	0	6	1	0	0	0 -6
7	Bryce Heard	04:38	0-0	0-0	0-0	0	0	0	0	0	0	0	0	0	1 1
Team						2	2	4			0				
Totals			23-60	9-22	3-6	13	25	38	12	10	58	8	12	4	4 -10

Shooting By Period		
1st FG%	12-33	36.4%
3PT%	4-11	36.4%
FT%	3-6	50%
2nd FG%	11-27	40.7%
3PT%	5-11	45.5%
FT%	0-0	0%
GM FG%	23-60	38.3%
3PT%	9-22	40.9%
FT%	3-6	50.0%
Dead Ball Rebounds: 3, 0		

Technical Fouls: NONE

CU		ST	
Biggest lead	13 (2nd 2:28)	5 (1st 17:59)	
Best Scoring Run	7 (2nd 10:33)	6 (2nd 14:16)	
Lead Changes	11		
Times Tied	3		
Time with Lead	29:03	09:16	

Points from Turnovers		CU		ST	
Paint	36	24			
Second Chance	6	8			
Fast Breaks	8	9			
Bench	9	13			

Period by Period Scoring			
	1st	2nd	TOT
CU	34	34	68
ST	31	27	58

Official Basketball Box Score - Final  
NC State at California  
02/05/25 Haas Pavilion, Berkeley  
California vs. NC StateGame Time: 8:00 PM  
Game Duration: 1:51  
Attendance: 3,139

Officials: Roger Ayers, A.J. Desai, Chance Moore

NC State - 62

Record: 9-13 (2-9)

NO.	Name	Min	FG	3P	FT	Rebounds	Fouls	TP	AS	TO	ST	Blocks	BS	BA	+/-
			M-A	M-A	M-A	OR DR TOT	PF FD								
34	Ben Middlebrooks	C 15:47	0-2	0-0	2-2	0	0	0	4	1	2	0	0	0	2 0
3	Dontrez Styles	G 32:24	3-16	0-2	0-0	3	7	10	1	1	6	0	1	0	2 0 -6
8	Jayden Taylor	G 35:21	3-10	1-5	2-2	0	5	5	3	1	9	1	0	1	0 2 -14
10	Marcus Hill	G 34:23	8-14	0-0	4-4	1	7	8	0	2	20	0	1	0	0 0 -3
12	Michael O'Connell	G 27:24	2-6	0-2	2-2	0	1	1	2	1	6	3	0	1	0 0 -8
33	Ismail Diouf	24:13	3-4	1-1	0-0	0	3	3	2	0	7	0	1	0	1 0 -12
4	Breon Pass	04:28	0-1	0-1	0-0	0	0	0	0	0	0	2	0	0	0 -1
5	Trey Parker	15:38	4-8	1-2	0-0	0	1	1	1	0	9	1	0	1	0 0 -11
11	Dennis Parker, Jr.	06:17	0-0	0-0	0-0	0	1	1	0	1	0	0	0	1	0 0 -5
7	Bryce Heard	01:59	0-0	0-0	0-0	0	0	0	0	0	0	0	0	0	0 -1
2	Paul McNeil, Jr.	02:06	1-1	0-0	1-1	0	1	1	0	1	3	0	0	0	0 1
Team						2	0	2			0				
Totals			24-62	3-13	11-11	6	26	32	13	8	62	5	5	3	4 -12

Shooting By Period		
1st FG%	11-28	39.3%
3PT%	2-6	33.3%
FT%	6-6	100%
2nd FG%	13-34	38.2%
3PT%	1-7	14.3%
FT%	5-5	100%
GM FG%	24-62	38.7%
3PT%	3-13	23.1%
FT%	11-11	100.0%
Dead Ball Rebounds: 0, 0		

Technical Fouls: NONE

California - 74

Record: 12-11 (5-7)

NO.	Name	Min	FG	3P	FT	Rebounds	Fouls	TP	AS	TO	ST	Blocks	BS	BA	+/-
			M-A	M-A	M-A	OR DR TOT	PF FD								
31	Rytis Petraitis	F 29:06	4-7	1-2	0-0	1	6	7	1	0	9	3	1	0	1 0 4
12	Mady Sissoko	C 27:03	2-4	0-0	2-2	4	9	13	2	5	6	0	0	1	1 8
0	Jeremiah Wilkinson	G 30:35	5-13	2-5	2-3	0	1	1	2	3	14	4	1	1	0 2 7
3	DJ Campbell	G 20:37	2-9	0-2	0-0	0	2	2	0	1	4	3	3	0	0 5
10	Jovan Blacksher Jr.	G 34:41	5-10	4-7	4-4	0	1	1	1	12	18	2	0	3	0 0 9
2	Andrej Stojakovic	24:30	2-12	0-3	2-2	1	3	4	0	1	6	2	2	0	1 1 2
34	Lee Dort	12:57	2-4	0-0	0-0	1	6	7	0	0	4	1	0	0	0 4
1	Joshua Oia-Joseph	16:02	5-5	2-2	1-1	1	2	1	1	1	13	0	0	0	1 0 20
22	Christian Tucker	04:29	0-0	0-0	0-0	1	0	1	0	1	0	1	1	0	0 0 1
Team						3	3	6			0				
Totals			27-64	9-21	11-12	12	32	44	8	13	74	16	8	4	4 12

Shooting By Period		
1st FG%	12-29	41.4%
3PT%	5-10	50.0%
FT%	5-5	100%
2nd FG%	15-35	42.9%
3PT%	4-11	36.4%
FT%	6-7	85.7%
GM FG%	27-64	42.2%
3PT%	9-21	42.9%
FT%	11-12	91.7%
Dead Ball Rebounds: 0, 0		

Technical Fouls: NONE

NCSU		CAL	
Biggest lead	2 (1st 19:00)	15 (2nd 1:37)	
Best Scoring Run	7 (1st 3:02)	10 (2nd 1:37)	
Lead Changes	7		
Times Tied	9		
Time with Lead	03:26	30:06	

Points from Turnovers		NCSU		CAL	
Paint	24	32			
Second Chance	10	14			
Fast Breaks	6	7			
Bench	19	23			

Period by Period Scoring			
	1st	2nd	TOT
NCSU	30	32	62
CAL	34	40	74

STANFORD 74, NC STATE 73  
GAME 23: FEBRUARY 8, 2025 ♦ STANFORD, CALIF.LOUISVILLE 91, NC STATE 66  
GAME 24: FEBRUARY 12, 2025 ♦ LENOVO CENTEROfficial Basketball Box Score - Final  
NC State at Stanford  
02/08/25 Maples Pavilion, Stanford  
2024-25 Men's BasketballGame Time: 4:00 PM  
Game Duration: 2:19  
Attendance: 4,841

Officials: Clarence Armstrong, Isaac Barnett, Michael Kils

NC State - 73

Record: 9-14 (2-10)

NO.	Name	Min	FG	3P	FT	Rebounds	Fouls	TP	AS	TO	ST	Blocks	BS	BA	+/-
			M-A	M-A	M-A	OR DR TOT	PF FD								
34	Ben Middlebrooks	C 12:56	0-4	0-1	3-4	1	1	2	5	2	3	0	0	0	0 0
3	Dontrez Styles	G 33:16	3-6	1-3	11-14	3	4	7	4	7	18	0	4	0	0 1 1
8	Jayden Taylor	G 29:18	3-9	2-4	0-0	0	3	3	0	1	8	0	0	1	0 1 6
10	Marcus Hill	G 29:25	6-14	0-2	2-2	0	3	3	1	2	14	2	0	2	1 0 -4
12	Michael O'Connell	G 27:19	0-3	0-0	0-0	2	2	4	3	0	0	0	0	1	0 0 -6
2	Paul McNeil, Jr.	03:22	0-2	0-1	0-0	0	0	0	0	1	0	1	1	0	0 0 -1
33	Ismail Diouf	22:58	4-8	0-1	1-4	0	5	5	2	2	9	2	0	0	1 -3
5	Trey Parker	27:37	6-11	5-8	2-2	2	1	3	2	1	19	5	0	0	1 0 -2
7	Bryce Heard	02:59	0-1	0-1	0-0	1	1	2	1	0	0	0	0	0	0 4
11	Dennis Parker, Jr.	10:50	1-3	0-1	0-0	0	1	1	0	0	2	1	1	0	0 0 0
Team						1	1	2			0				
Totals			23-61	8-22	19-26	10	22	32	19	15	73	13	6	4	2 3 -1

## GAME 31 - MIAMI

## GAME NOTES

NC STATE 70, BOSTON COLLEGE 62  
GAME 25: FEBRUARY 15, 2025 ♦ LENOVO CENTERNORTH CAROLINA 97, NC STATE 73  
GAME 26: FEBRUARY 19, 2025 ♦ CHAPEL HILL, N.C.

	Official Basketball Box Score - Final Boston College at NC State 02/15/25 Lenovo Center, Raleigh 2024-25 Men's Basketball	Game Time: 2:00 PM Game Duration: 2:05 Attendance: 13,190		Official Basketball Box Score - Final NC State at North Carolina 02/19/25 Dean Smith Center, Chapel Hill 2024-25 Men's Basketball	Game Time: 7:00 PM Game Duration: 2:01 Attendance: 21,750
--	--	---	---	--	---

Officials: Pat Driscoll, Mark Schnur, Jerry Heister

Officials: Roger Ayers, Clarence Armstrong, Matt Potter

## Boston College - 62

Record: 10-15 (2-12)

NO. Name	Min	FG	3P	FT	Rebounds	Fouls	TP	AS	TO	ST	Blocks	+/-
		M-A	M-A	M-A	OR DR TOT	PF FF					BS BA	
32 Chad Venning	F 25:42	5-10	0-1	4-4	4 4 8	3 2	14	0	2	1	0	0
1 Dion Brown	G 24:05	0-1	0-1	2-2	0 3 3	3 2	2	0	1	0	0	-7
3 Roger McFarlane	G 15:44	0-1	0-1	2-2	1 4 5	4 1	2	0	0	0	0	-9
7 Joshua Beadle	G 04:09	0-0	0-0	0-0	0 1 1	0 0	0	0	4	0	0	-8
13 Donald Hand Jr.	G 35:18	6-17	3-7	7-8	1 5 6	2 5	22	0	3	0	0	-7
00 Chas Kelley III	28:47	4-6	0-2	2-2	1 1 2	2 3	10	4	3	1	0	-8
5 Fred Payne	25:16	1-6	1-3	6-6	3 5 8	1 4	9	1	0	2	0	0
22 Jayden Hastings	14:18	0-1	0-0	0-0	0 2 2	2 1	0	0	0	0	3	-8
31 Elijah Strong	19:37	1-4	1-2	0-3	0 4 4	1 2	3	0	2	0	1	-1
10 Luka Toews	07:04	0-2	0-1	0-0	0 1 1	1 1	0	1	1	0	0	1
Team					0 1 1		0	0				
Totals	17:48	5-18	23-27	10 31 41	20 21	62	6	16	4	4	3	-8

Technical Fouls: Coach 2nd 4:28

Shooting By Period		
1st FG%	8-22	36.4%
3PT%	1-7	14.3%
FT%	12-12	100%
2nd FG%	9-26	34.6%
3PT%	4-11	36.4%
FT%	11-15	73.3%
GM FG%	17-48	35.4%
3PT%	5-18	27.8%
FT%	23-27	85.2%
Dead Ball Rebounds: 1, 1		

## NC State - 70

Record: 10-15 (3-11)

NO. Name	Min	FG	3P	FT	Rebounds	Fouls	TP	AS	TO	ST	Blocks	+/-
		M-A	M-A	M-A	OR DR TOT	PF FF					BS BA	
34 Ben Middlebrooks	C 27:52	3-4	0-0	0-0	2 2 4	3 1	6	1	0	3	1	0
3 Dontrez Styles	G 18:22	1-6	0-4	0-0	2 3 5	3 1	2	0	1	0	0	13
8 Jayden Taylor	G 36:49	6-16	2-8	5-6	2 1 3	4 4	19	1	1	4	1	7
10 Marcus Hill	G 31:10	3-9	0-3	2-4	1 5 6	2 3	8	0	0	1	0	2
12 Michael O'Connell	G 28:10	1-5	1-2	3-5	1 3 4	1 3	6	0	0	2	0	0
5 Trey Parker	10:10	1-4	1-2	0-0	1 1 2	2 0	3	0	0	0	0	2
11 Dennis Parker, Jr.	21:02	3-7	0-3	1-4	0 5 5	2 3	7	2	2	0	1	-2
1 Brandon Huntley-Hatfield	12:06	3-5	0-0	5-5	0 0 1	1 3	11	0	0	1	0	-1
4 Breon Pass	13:27	2-4	1-1	1-1	0 0 1	1 1	6	1	1	0	0	1
2 Paul McNeil, Jr.	00:50	1-1	0-0	0-0	0 0 0	2 0	2	0	0	1	0	2
Team					1 2 3		0	0				
Totals	24:61	5-23	17-25	10 34	24 21	70	14	5	12	3	4	8

Technical Fouls: NONE

Shooting By Period		
1st FG%	15-35	42.9%
3PT%	4-16	25.0%
FT%	10-15	66.7%
2nd FG%	9-26	34.6%
3PT%	1-7	14.3%
FT%	7-10	70%
GM FG%	24-61	39.3%
3PT%	5-23	21.7%
FT%	17-25	68.0%
Dead Ball Rebounds: 3, 0		

	BC	ST
Biggest lead	0 (1st 20:00)	18 (2nd 17:29)
Best Scoring Run	6 (1st 3:13)	8 (1st 16:58)
Lead Changes		
Times Tied	0	
Time with Lead	00:00	39:05

Points from Turnovers	BC	ST
Paint	20	32
Second Chance	8	3
Fast Breaks	6	18
Bench	22	29
Period by Period Scoring		
1st	29	33
2nd	33	62
TOT	44	26
TOT	70	

## NC State - 73

Record: 10-16 (3-12)

NO. Name	Min	FG	3P	FT	Rebounds	Fouls	TP	AS	TO	ST	Blocks	+/-
		M-A	M-A	M-A	OR DR TOT	PF FF					BS BA	
34 Ben Middlebrooks	C 21:09	0-4	0-1	0-0	0 1 1	2 0	0	3	1	0	0	-5
3 Dontrez Styles	G 28:41	7-10	3-4	1-1	3 2 5	2 1	18	0	0	1	0	-21
8 Jayden Taylor	G 31:43	8-13	2-6	1-3	0 2 2	4 2	19	0	1	0	0	-23
10 Marcus Hill	G 17:48	1-4	0-0	0-0	1 2 3	2 1	2	0	0	0	1	-8
12 Michael O'Connell	G 34:52	3-8	0-2	2-2	0 2 2	4 4	8	1	1	3	0	-16
1 Brandon Huntley-Hatfield	17:44	1-4	0-0	0-0	0 1 1	1 0	2	1	1	0	1	-15
5 Trey Parker	15:22	0-5	0-4	4-4	0 1 1	1 2	4	1	4	2	0	-5
11 Dennis Parker, Jr.	11:19	1-2	1-2	0-0	0 1 1	0 0	3	0	0	2	0	-3
2 Paul McNeil, Jr.	13:58	5-8	2-5	2-4	3 0 3	1 2	14	0	0	0	0	-8
4 Breon Pass	01:27	0-0	0-0	0-0	0 0 0	0 0	0	0	0	0	0	1
7 Bryce Heard	04:50	1-1	0-0	1-2	0 0 0	1 1	3	0	0	0	0	-5
33 Ismael Diouf	01:07	0-0	0-0	0-0	0 0 0	1 0	0	0	0	0	0	-4
Team					0 2 2		0	2				
Totals	27:59	8-24	11-16	7 14	21 19	73	6	10	6	4	1	-24

Technical Fouls: NONE

## North Carolina - 97

Record: 16-11 (6-6)

NO. Name	Min	FG	3P	FT	Rebounds	Fouls	TP	AS	TO	ST	Blocks	+/-
		M-A	M-A	M-A	OR DR TOT	PF FF					BS BA	
9 Drake Powell	F 28:39	2-2	0-0	0-2	3 1 4	0 2	4	1	0	1	0	15
22 Ven-Allen Lubin	F 20:21	5-7	0-0	3-3	3 2 5	3 2	13	0	1	0	0	5
12 Jae'Lyn Withers	F 19:38	3-5	2-4	0-0	0 4 4	0 0	8	1	1	1	0	0
3 Elliot Cadeau	G 23:17	3-6	1-2	1-2	0 3 3	4 2	8	6	4	0	2	16
4 RJ Davis	G 30:10	6-18	1-8	8-8	0 2 2	1 7	21	5	1	2	0	17
7 Seth Trimble	25:32	6-9	0-1	3-4	1 6 7	1 3	15	0	1	1	0	20
11 Ian Jackson	21:17	4-6	2-2	2-2	0 2 2	2 1	12	1	2	0	0	18
13 Jalen Washington	17:16	2-3	0-0	2-2	1 2 3	1 1	6	2	1	0	1	0
5 Cade Tyson	08:54	2-3	2-3	0-0	0 1 1	0 0	6	0	0	0	0	2
2 James Brown	02:23	2-2	0-0	0-1	0 1 1	1 1	4	0	0	0	0	0
14 Russell Hawkins	00:51	0-0	0-0	0-0	0 1 1	0 0	0	1	0	0	0	2
15 John Holbrook	00:51	0-0	0-0	0-0	0 0 0	0 0	0	0	0	0	0	2
30 Dante Mayo Jr.	00:51	0-0	0-0	0-0	0 0 0	0 0	0	0	0	0	0	2
Team					6 1 7		0	0				
Totals	35:61	8-20	19-24	14 26	40 13	97	17	11	5	1	4	24

Technical Fouls: NONE

	ST	UNC
Biggest lead	0 (1st 20:00)	30 (2nd 19:43)
Best Scoring Run	6 (2nd 6:22)	10 (1st 13:49)
Lead Changes	0	
Times Tied	1	
Time with Lead	00:00	38:08

Points from Turnovers	ST	UNC
Paint	26	52
Second Chance	13	21
Fast Breaks	14	14
Bench	26	43
Period by Period Scoring		
1st	26	47
2nd	73	
TOT	54	97

NC STATE 85, WAKE FOREST 73  
GAME 27: FEBRUARY 22, 2025 ♦ LENOVO CENTERSYRACUSE 74, NC STATE 60  
GAME 28: FEBRUARY 26, 2025 ♦ SYRACUSE, N.Y.

	Official Basketball Box Score - Final Wake Forest at NC State 02/22/25 Lenovo Center, Raleigh 2024-25 Men's Basketball	Game Time: 2:00 PM Game Duration: 2:18 Attendance: 15,118		Official Basketball Box Score - Final NC State at Syracuse 02/26/25 JMA Wireless Dome, Syracuse 2024-25 Men's Basketball	Game Time: 7:00 PM Game Duration: 1:52 Attendance: 9,404
--	---	---	---	---	--

Officials: Ted Valentine, Brian O'Neel, Jermel Spearman

Officials: Bill Covington Jr., Tony Henderson, Justin Porterfield

## Wake Forest - 73

Record: 19-8 (11-5)

NO. Name	Min	FG	3P	FT	Rebounds	Fouls	TP	AS	TO	ST	Blocks	+/-
		M-A	M-A	M-A	OR DR TOT	PF FF					BS BA	
25 Tre'Von Spillers	F 36:40	3-9	1-2	8-8	3 0 3	2 5	15	1	1	1	0	-15
4 Elton Reid	C 23:32	3-8	0-2	6-7	2 2 4	5 5	12	0	4	0	0	-9
6 Cameron Hildreth	G 38:29	5-12	0-3	6-8	1 3 4	3 6	16	3	1	1	0	-10
8 Ty-Laur Johnson	G 22:47	1-4	0-0	0-0	0 0 0	1 0	2	3	1	0	0	-6
23 Hunter Sallis	G 40:00	3-10	0-1	7-8	1 8 9	2 6	13	4	1	1	0	-12
0 Omaha Bilow	10:22	2-3	0-0	0-0	0 2 2	0 0	4	1	2	1	0	-1
2 Juke Harris	23:19	4-6	1-1	0-3	0 3 3	3 2	9	1	1	0	0	-8
7 Parker Friedrichsen	04:51	1-1	0-0	0-0	0 0 0	0 0	2	0	0	0	0	1
Team					3 1 4		0	0				
Totals	22:53	2-9	27-34	10 19	29 16	73	13	11	4	0	3	-12

Technical Fouls: NONE

Shooting By Period		
1st FG%	12-25	48.0%
3PT%	1-3	33.3%
FT%	9-13	69.2%
2nd FG%	10-28	35.7%
3PT%	1-6	16.7%
FT%	18-21	85.7%
GM FG%	22-53	41.5%
3PT%	2-9	22.2%
FT%	27-34	79.4%
Dead Ball Rebounds: 3, 0		

## NC State - 85

Record: 11-16 (4-12)

NO. Name	Min	FG M-A	3P M-A	FT M-A	Rebounds OR DR TOT	Fouls FF F	TP	AS	TO	ST	Blocks BS BA	+/-
34 Ben Middlebrooks	C 27:17	2-3	0-0	6-7	2 5 7	5 8	10	2	1	0	2	20
2 Paul McNeil, Jr.	G 28:13	8-13	4-7	4-4	4 0 4	1 3	24	3	0	1	0	18
3 Dontrez Styles	G 33:41	9-17	4-11	0-0	2 8 10	5 0	22	1	2	0	1	18
8 Jayden Taylor	G 24:10	2-5	1-3	0-0	0 1 1	4 0	5	2	2	0	0	15
12 Michael O'Connell	G 35:41	3-7	2-5	1-2	1 3 4	1 2	9	13	4	0	0	20
5 Trey Parker	04:39	0-0	0-0	0-0	0 0 0	0 0	0	1	1	0	0	-11
10 Marcus Hill	21:57	3-6	1-2	2-2	0 0 1	1 2	9	0	1	0	0	-6
1 Brandon Huntley-Hatfield	09:53	1-2	0-0	0-0	0 4 4	2 0	2	1	0	1	0	-11
11 Dennis Parker, Jr.	05:28	1-4	1-3	1-2	1 0 1	3 1	4	0	1	1	0	-8
4 Breon Pass	07:10	0-1	0-1	0-0	0 1 2	3 2	0	0	0	0	0	-4
33 Ismael Diouf	01:51	0-0	0-0	0-0	0 0 0	0 0	0	0	0	0	0	1
Team					0 1 1		0	1				
Totals		29-58	13-32	14-17	11 25 36	24 16	85	23	13	3	3	12





GAME 31 - MIAMI

GAME NOTES

GEORGIA TECH 87, NC STATE 62  
GAME 29: MARCH 1, 2025 ♦ ATLANTA, GA.

NC STATE 71, PITT 63  
GAME 30: MARCH 5, 2025 ♦ LENOVO CENTER

		Official Basketball Box Score - Final NC State at Georgia Tech 03/01/25 McCamish Pavilion, Atlanta 2024-25 Men's Basketball										Game Time: 3:00 PM Game Duration: 2:02 Attendance: 4,491				Official Basketball Box Score - Final Pittsburgh at NC State 03/05/25 Lenovo Center, Raleigh 2024-25 Men's Basketball										Game Time: 7:00 PM Game Duration: 2:03 Attendance: 11,538																											
NC State - 62		Record: 11-18 (4-14)										Pittsburgh - 63		Record: 16-14 (7-12)										NC State - 71		Record: 12-18 (5-14)										Georgia Tech - 87		Record: 15-14 (9-9)															
NO. Name		Min	FG M-A	3P M-A	FT M-A	Rebounds OR DR TOT	Fouls PF FD	TP	AS	TO	ST	Blocks BS BA	+/-	Shooting By Period		1st FG% 10-25 40.0%	3PT% 4-10 40.0%	FT% 6-10 60%	2nd FG% 10-28 35.7%	3PT% 3-11 27.3%	FT% 9-11 81.8%	GM FG% 20-53 37.7%	3PT% 7-21 33.3%	FT% 15-21 71.4%	Dead Ball Rebounds: 3, 1		NO. Name		Min	FG M-A	3P M-A	FT M-A	Rebounds OR DR TOT	Fouls PF FD	TP	AS	TO	ST	Blocks BS BA	+/-	Shooting By Period		1st FG% 11-26 42.3%	3PT% 3-9 33.3%	FT% 5-5 100%	2nd FG% 10-23 43.5%	3PT% 3-8 37.5%	FT% 10-15 66.7%	GM FG% 21-51 41.2%	3PT% 6-17 35.3%	FT% 15-20 75.0%	Dead Ball Rebounds: 3, 0	
34 Ben Middlebrooks		C 17:24	5-6	0-0	3-4	3 3 6	5 2	13	0	1	0	0 0 0	0														2 Cameron Corhen		F 31:53	5-9	0-0	3-7	1 3 4	4 6	13	0	4	1	1 0	-4													
2 Paul McNeil, Jr.		G 13:57	2-4	0-2	1-2	0 1 1	1 2	5	1	1	0	0 0 0	-2														25 Guillermo Diaz Graham		F 27:05	1-4	1-4	0-0	0 2 2	2 3	3	2	0	1 1 0	-17														
3 Dontrez Styles		G 30:24	4-12	3-8	2-2	0 5 5	3 2	13	0	1	0	2 0 0	-17														55 Zack Austin		F 38:50	1-5	0-1	4-4	2 4 6	1 3	6	1	1 1 1	0	-8														
8 Jayden Taylor		G 27:44	2-7	0-2	0-0	0 2 2	1 1	4	3	2	1	0 1 1	-18														5 Ishmael Leggett		G 25:42	4-9	3-4	1-1	2 4 6	4 1	12	0	4	0 0 0	-5														
12 Michael O'Connell		G 28:11	0-5	0-2	0-0	1 3 4	0 1	0	4	0	2	0 0 0	-22														15 Jaland Lowe		G 39:32	6-16	1-4	7-8	0 7 7	1 6	20	7	2 2 0	3	-8														
10 Marcus Hill			17:35	1-5	0-0	3-3	1 1 2	0 3	5	0	1	2 1 0	-10														52 Amsal Delalic			25:09	4-6	1-3	0-0	0 1 1	4 0	9	0	3	1 0 0	-2													
4 Breon Pass			12:15	1-2	0-0	2 2 1	1 4	1	1	1	0	1 0 0	-9														3 Brandin Cummings			11:49	0-2	0-1	0-0	1 2 3	2 0	0	1	0 0 0	4														
1 Brandon Huntley-Hatfield			17:38	0-2	0-0	2 1 3	4 2	1	2	0	2	0 0 0	-15														Team																										
7 Bryce Heard			09:01	2-3	1-2	2-4	0 0 0	1 3	7	0	0	0 0 0	-11														Totals			21:51	6-17	15-20	8 23 31	18 19	63	11 14	6 3 3	-8															
5 Trey Parker			15:07	1-4	1-2	1-2	2 1 3	2 1	4	4	3	1 0 0	-11														Technical Fouls: NONE																										
33 Ismael Diouf			04:58	1-2	0-0	0 1 1	2 1 0	2	0	2	0	1 1 0	-10														Shooting By Period		1st FG% 11-26 42.3%	3PT% 7-15 46.7%	FT% 5-8 62.5%	2nd FG% 11-28 39.3%	3PT% 3-14 21.4%	FT% 12-13 92.3%	GM FG% 22-54 40.7%	3PT% 10-29 34.5%	FT% 17-21 81.0%	Dead Ball Rebounds: 5, 0															
11 Dennis Parker, Jr.			05:46	1-1	1-1	0-0	0 1 1	0 0	3	1	0	0 0 0	0														Team																										
Totals			20:53	7-21	15-21	9 23 32	17 17	62	14	14	6 5 2	-25															Technical Fouls: NONE																										
Georgia Tech - 87		Record: 15-14 (9-9)										Pittsburgh - 63		Record: 16-14 (7-12)										NC State - 71		Record: 12-18 (5-14)										Georgia Tech - 87		Record: 15-14 (9-9)															
NO. Name		Min	FG M-A	3P M-A	FT M-A	Rebounds OR DR TOT	Fouls PF FD	TP	AS	TO	ST	Blocks BS BA	+/-	Shooting By Period		1st FG% 17-37 45.9%	3PT% 5-13 38.5%	FT% 2-3 66.7%	2nd FG% 16-33 48.5%	3PT% 3-7 42.9%	FT% 11-14 78.6%	GM FG% 33-70 47.1%	3PT% 8-20 40.0%	FT% 13-17 76.5%	Dead Ball Rebounds: 3, 1		NO. Name		Min	FG M-A	3P M-A	FT M-A	Rebounds OR DR TOT	Fouls PF FD	TP	AS	TO	ST	Blocks BS BA	+/-	Shooting By Period		1st FG% 11-26 42.3%	3PT% 7-15 46.7%	FT% 5-8 62.5%	2nd FG% 11-28 39.3%	3PT% 3-14 21.4%	FT% 12-13 92.3%	GM FG% 22-54 40.7%	3PT% 10-29 34.5%	FT% 17-21 81.0%	Dead Ball Rebounds: 5, 0	
11 Baye Ndong		F 37:03	10-17	1-3	8-11	5 12 17	1 8	29	1	0	0	2 1 1	23														34 Ben Middlebrooks		C 28:17	2-4	1-1	6-7	1 1 2	5 6	11	1	1	3 1 1	11														
30 Ibrahim Souare		F 09:29	1-2	0-0	0-0	0 1 1	4 0	2	0	0	0	0 0 0	-6														3 Dontrez Styles		G 36:00	6-13	1-5	0-0	3 10 13	1 1	13	1	2 1 1	0 5															
31 Duncan Powell		F 37:43	9-15	2-5	3-3	5 5 10	2 2	23	0	1	1	0 1 0	30														4 Breon Pass		G 27:22	5-12	4-9	0-0	0 3 3	1 0	14	3	1 1 1	0 13															
0 Lance Terry		G 36:23	6-15	3-8	0-1	2 2 4	4 3	15	3	1	1	0 0 0	17														8 Jayden Taylor		G 25:33	1-6	1-5	2-2	0 1 1	3 3	5	2	2 1 0	0 4															
1 Naithan George		G 33:43	1-6	0-2	0-0	1 1 2	1 2	2	12	3	3	0 0 0	19														12 Michael O'Connell		G 38:12	3-7	3-6	6-8	1 4 5	2 5	15	8	2 2 1	0 1 7															
3 Jaeden Mustaf			32:35	5-12	1-1	2-2	0 1 1	3 2	13	2	0	2 0 0	32														1 Brandon Huntley-Hatfield			11:21	1-1	0-0	1-2	1 2 3	2 2	3	1 1 0	0 0 0	-4														
10 Darrien Sutton			10:08	0-2	0-0	0 0 0	3 2 0	0	0	0	0	0 0 0	4														7 Bryce Heard			05:54	0-0	0-0	0-0	0 1 1	0 0	0	0 1 0	0 0 1															
33 Marcos San Miguel			01:28	0-0	0-0	0 0 0	3 0 0	0	0	0	0	0 0 0	3														10 Marcus Hill			17:17	4-8	0-1	2-2	0 2 2	4 1	10	0	0	0 0 1	-1													
35 Emmer Nichols			01:28	1-1	1-1	0-0	0 0 0	0 0	3	0	0	0 0 0	3														5 Trey Parker			01:48	0-1	0-0	0-0	0 0 0	0 1	0	0 0 0	0 0 1															
Totals			33:70	8-20	13-17	14 26 40	17 17	87	18	6 7 2	5 25																Team																										
																											Totals			22:54	10-29	17-21	8 24 32	19 18	71	16 11	8 3 3	8															
																											Technical Fouls: NONE																										
Biggest lead		NCS		GT		Points from Turnovers		NCS		GT		Period by Period Scoring		1st		2nd		TOT		NCS		GT		Points from Turnovers		UP		ST		Points from Turnovers		UP		ST		Period by Period Scoring		1st		2nd		TOT											
Best Scoring Run		7(2nd 9:54)		13(2nd 4:39)		Paint		22		48		NCS		30		32		62		NCS		GT		Paint		22		20		40		Paint		22		20		40		NCS		GT											
Lead Changes		8		4		Second Chance		4		23		NCS		30		32		62		NCS		GT		Second Chance		17		10		27		Second Chance		17		10		27		NCS		GT											
Times Tied		3		3		Fast Breaks		11		15		GT		41		46		87		GT		ST		Fast Breaks		7		13		20		Fast Breaks		7		13		20		GT		ST											
Time with Lead		06:43		31:14		Bench		27		16		GT		41		46		87		GT		ST		Bench		9		13		22		Bench		9		13		22		GT		ST											



0 MIKE JAMES

GUARD · REDSHIRT JUNIOR · 6-5 · 200 LBS. · ORLANDO, FL · OAK RIDGE (LOUISVILLE)

SEASON STATS

PPG	RPG	APG	FG%	3FG%	FT%

JAMES' SINGLE-GAME BEST

**POINTS**  
Career.....26, at Miami (1/10/24)  
Season.....  
ACC.....26, at Miami (1/10/24)

**REBOUNDS**  
Career.....10, vs. UMBC (11/6/23)  
Season.....  
ACC.....9, at Virginia Tech (12/3/23)

**FG MADE**  
Career.....9, vs. Wake Forest (1/7/23)  
Season.....  
ACC.....9, vs. Wake Forest (1/7/23)

**FG ATTEMPTED**  
Career.....16 (2x), last vs. Virginia Tech (2/28/23)  
Season.....  
ACC.....16 (2x), last vs. Virginia Tech (2/28/23)

**3FG MADE**  
Career.....5 (3x), last at Miami (1/10/24)  
Season.....  
ACC.....5 (3x), last at Miami (1/10/24)

**3FG ATTEMPTED**  
Career.....9, vs. Wake Forest (1/7/23)  
Season.....  
ACC.....9, vs. Wake Forest (1/7/23)

**FT MADE**  
Career.....14, vs. Florida State (2/3/24)  
Season.....  
ACC.....14, vs. Florida State (2/3/24)

**FT ATTEMPTED**  
Career.....19, vs. Florida State (2/3/24)  
Season.....  
ACC.....19, vs. Florida State (2/3/24)

**ASSISTS**  
Career.....5, at Pitt (2/17/24)  
Season.....  
ACC.....5, at Pitt (2/17/24)

**STEALS**  
Career.....3, vs. Cincinnati (11/23/22)  
Season.....  
ACC.....2 (4x), last vs. Pitt (1/6/24)

**BLOCKS**  
Career.....2, at NC State (12/22/22)  
Season.....  
ACC.....2, at NC State (12/22/22)

**MINUTES**  
Career.....39 (4x), last vs. NC State (3/12/24)  
Season.....  
ACC.....39 (4x), last vs. NC State (3/12/24)

MISC. STATS

Games with 10+ points ..... 35  
Games with 20+ points ..... 6  
Games with 10+ rebounds ..... 1  
Games with 3+ assists ..... 8  
Games with 2+ steals ..... 7  
Games with 2+ blocks ..... 0  
Double-Doubles ..... 1  
Games led NCSU in points ..... 0  
Games led NCSU in rebounds ..... 0  
Games led NCSU in assists ..... 0  
Games led NCSU in steals ..... 0  
Games led NCSU in blocks ..... 0

NOTING JAMES

- » Transferred to NC State in spring of 2024 ... Has two seasons of eligibility remaining
- » Had knee scoped towards end of October and will miss beginning of season
- » Started all 32 games for Louisville last season
- » Averaged 12.6 points, 5.0 rebounds and 1.5 assists per game
- » Shot 81.8 percent from the free throw line which ranked 10th in the ACC
- » Consensus four-star recruit in Class of 2021 ... Ranked No. 66 nationally by Rivals.com, No. 77 by 247Sports and No. 77 in ESPN 100

2024-25 GAME-GAME STATS

JAMES' CAREER STATS

SEASON	TEAM	GP-GS	MIN/AVG	FG-FGA	FG%	3FG-3FGA	3FG%	FT-FTA	FT%	OFF	DEF	TOT	AVG	PF-FO	A	TO	BLK	STL	PTS	AVG
2022-23	LOU	32-32	993/31.0	106-234	.453	35-98	.357	75-96	.781	22	82	104	3.3	78-2	34	65	12	17	322	10.1
2023-24	LOU	32-32	1064/33.3	120-303	.396	36-106	.340	126-154	.818	32	127	159	5.0	79-2	47	57	6	19	402	12.6
TOTAL FOR NCSU		0-0	0/0.0	0-0	.000	0-0	.000	0-0	.000	0	0	0	0.0	0-0	0	0	0	0	0	0.0
TOTAL		64-64	2057/32.1	226-537	.421	71-204	.348	201-250	.804	54	209	263	4.1	157-4	81	122	18	36	724	11.3



# BRANDON HUNTLEY-HATFIELD

FORWARD · SENIOR · 6-10 · 240 LBS. · CLARKSVILLE, TN · SCOTLAND CAMPUS PREP (LOUISVILLE)

## SEASON STATS

PPG	RPG	APG	FG%	3FG%	FT%
7.0	4.8	1.0	49.2	33.3	79.4

## HUNTLEY-HATFIELD'S SINGLE-GAME BEST

### POINTS

Career..... 29, vs. Florida State (2/3/24)  
Season..... 13 (3x), last vs. Purdue (11/28/24)  
ACC..... 29, vs. Florida State (2/3/24)

### REBOUNDS

Career..... 14, vs. Chattanooga (11/10/23)  
Season..... 10, vs. Louisville (2/12/25)  
ACC..... 13, at Syracuse (2/7/24)

### FG MADE

Career..... 11, vs. Florida State (2/3/24)  
Season..... 6, vs. Purdue (11/28/24)  
ACC..... 11, vs. Florida State (2/3/24)

### FG ATTEMPTED

Career..... 16, vs. Notre Dame (2/21/24)  
Season..... 10, vs. Purdue (11/28/24)  
ACC..... 16, vs. Notre Dame (2/21/24)

### 3FG MADE

Career..... 3, at Syracuse (2/7/24)  
Season..... 1 (2x), last vs. Purdue (11/28/24)  
ACC..... 3, at Syracuse (2/7/24)

### 3FG ATTEMPTED

Career..... 4, at Syracuse (2/7/24)  
Season..... 2 (2x), last vs. BYU (11/29/24)  
ACC..... 4, at Syracuse (2/7/24)

### FT MADE

Career..... 12, vs. Arkansas State (12/13/23)  
Season..... 9, vs. Coastal Carolina (11/13/24)  
ACC..... 7, vs. Syracuse (3/2/24)

### FT ATTEMPTED

Career..... 14, vs. Arkansas State (12/13/23)  
Season..... 10, vs. Coastal Carolina (11/13/24)  
ACC..... 9, vs. Georgia Tech (2/10/24)

### ASSISTS

Career..... 4 (2x), last vs. Louisville (2/12/25)  
Season..... 4, vs. Louisville (2/12/25)  
ACC..... 4 (2x), last vs. Louisville (2/12/25)

### STEALS

Career..... 4, vs. Texas Tech (11/22/22)  
Season..... 2 (2x), last vs. Rider (12/22/24)  
ACC..... 2 (5x), last vs. NC State (3/12/24)

### BLOCKS

Career..... 3 (3x), last at Georgia Tech (2/25/23)  
Season..... 2 (3x), last vs. Cal (1/18/25)  
ACC..... 3, at Georgia Tech (2/25/23)

### MINUTES

Career..... 38 (3x), last at Virginia Tech (12/3/23)  
Season..... 30, vs. Purdue (11/28/24)  
ACC..... 38 (2x), last at Virginia Tech (12/3/23)

## MISC. STATS

Games with 10+ points	43
Games with 20+ points	6
Games with 10+ rebounds	16
Games with 3+ assists	4
Games with 2+ steals	10
Games with 2+ blocks	16
Double-Doubles	10
Games led NCSU in points	0
Games led NCSU in rebounds	7
Games led NCSU in assists	4
Games led NCSU in steals	4
Games led NCSU in blocks	5

## NOTING HUNTLEY-HATFIELD

- » Transferred to NC State in spring of 2024 ... This is final season of eligibility
- » Honorable Mention All-ACC selection last season at Louisville
- » Started all 32 games for the Cards, averaging 12.9 points and 8.4 rebounds per game
- » Rebounding average ranked fifth in the ACC; 2.63 offensive rebounds per game also ranked fifth in the ACC
- » Five-star prospect in Class of 2021

## 2024-25 GAME-GAME STATS

Opponent	Date	GS	MIN	Total		3-Pointers		Free throws		Rebounds				PF	A	TO	BLK	STL	PTS	AVG
				FG-FGA	PCT	3FG-3FGA	PCT	FT-FTA	PCT	OFF	DEF	TOT	AVG							
USC Upstate	11/04/2024		16:44	5-6	.833	0-0	.000	3-4	.750	3	1	4	4.0	4	0	2	0	0	13	13.0
Presbyterian	11/08/2024	*	20:35	5-6	.833	0-0	.000	1-3	.333	2	5	7	5.5	1	1	0	0	0	11	12.0
Coastal Carolina	11/13/2024	*	23:25	2-6	.333	0-0	.000	9-10	.900	2	1	3	4.7	1	3	4	0	0	13	12.3
Colgate	11/18/2024	*	22:51	4-8	.500	0-0	.000	3-5	.600	1	3	4	4.5	3	1	3	0	0	11	12.0
William & Mary	11/22/2024	*	16:32	4-8	.500	1-1	1.000	1-3	.333	3	6	9	5.4	1	0	2	0	1	10	11.6
vs Purdue	11/28/2024	*	29:44	6-10	.600	1-2	.500	0-0	.000	2	6	8	5.8	3	2	0	2	1	13	11.8
vs BYU	11/29/2024	*	26:42	2-8	.250	0-2	.000	0-0	.000	4	5	9	6.3	2	1	3	2	0	4	10.7
Texas	12/04/2024	*	26:46	4-8	.500	0-0	.000	2-2	1.000	4	1	5	6.1	2	0	1	0	0	10	10.6
Florida St.	12/07/2024		18:15	1-1	1.000	0-0	.000	0-0	.000	2	1	3	5.8	0	0	0	1	0	2	9.7
Coppin St.	12/10/2024		14:58	0-4	.000	0-0	.000	0-0	.000	1	3	4	5.6	2	0	0	0	0	0	8.7
at Kansas	12/14/2024		25:33	5-8	.625	0-0	.000	2-2	1.000	0	3	3	5.4	2	3	1	0	2	12	9.0
Rider	12/22/2024		17:34	2-2	1.000	0-0	.000	5-6	.833	1	3	4	5.3	1	1	0	0	2	9	9.0
at Virginia	12/31/2024	*	26:36	4-9	.444	0-0	.000	4-4	1.000	4	3	7	5.4	3	0	4	0	0	12	9.2
at Wake Forest	01/04/2025	*	21:04	2-2	1.000	0-0	.000	5-6	.833	1	2	3	5.2	0	0	2	0	0	9	9.2
Notre Dame	01/08/2025		14:08	2-5	.400	0-1	.000	0-0	.000	2	1	3	5.1	1	2	0	0	1	4	8.9
California	01/18/2025		16:53	1-4	.250	0-0	.000	1-3	.333	2	3	5	5.1	2	2	1	2	1	3	8.5
SMU	01/25/2025		18:52	1-3	.333	0-0	.000	0-0	.000	1	4	5	5.1	2	1	1	0	1	2	8.1
at Duke	01/27/2025		22:15	3-7	.429	0-0	.000	4-4	1.000	0	3	3	4.9	4	2	2	0	1	10	8.2
Louisville	02/12/2025	*	16:47	1-3	.333	0-0	.000	2-2	1.000	7	3	10	5.2	0	4	3	1	0	4	8.0
Boston College	02/15/2025		12:08	3-5	.600	0-0	.000	5-5	1.000	0	1	1	5.0	1	0	0	0	1	11	8.2
at North Carolina	02/19/2025		17:44	1-4	.250	0-0	.000	0-0	.000	0	1	1	4.8	1	1	1	1	0	2	7.9
Wake Forest	02/22/2025		09:53	1-2	.500	0-0	.000	0-0	.000	0	4	4	4.8	2	1	0	0	1	2	7.6
at Syracuse	02/26/2025		21:35	2-4	.500	0-0	.000	0-0	.000	3	5	8	4.9	1	0	0	1	0	4	7.4
at Georgia Tech	03/01/2025		17:38	0-2	.000	0-0	.000	2-2	1.000	1	3	4	4.9	2	0	2	0	0	2	7.2
Pittsburgh	03/05/2025		11:21	1-1	1.000	0-0	.000	1-2	.500	1	2	3	4.8	2	1	1	0	0	3	7.0
Totals		10	486:33	62-126	.492	2-6	.333	50-63	.794	47	73	120	4.8	43	26	33	10	12	176	7.0

## HUNTLEY-HATFIELD'S CAREER STATS

SEASON	TEAM	GP-GS	MIN/AVG	FG-FGA	FG%	3FG-3FGA	3FG%	FT-FTA	FT%	OFF	DEF	TOT	AVG	PF-FO	A	TO	BLK	STL	PTS	AVG
2021-22	UT	35-13	439/12.6	59-130	.454	2-13	.154	16-27	.593	43	61	104	3.0	28-0	11	32	12	12	136	3.9
2022-23	LOU	24-21	615/25.6	60-127	.472	5-18	.278	36-48	.750	38	91	129	5.4	45-0	15	46	18	15	161	6.7
2023-24	LOU	32-32	985/30.8	157-277	.567	9-21	.429	90-134	.672	84	185	269	8.4	75-3	33	54	26	19	413	12.9
2024-25	NCSU	25-10	487/19.5	62-126	.492	2-6	.333	50-63	.794	47	73	120	4.8	43-0	26	33	10	12	176	7.0
TOTAL FOR NCSU		25-10	487/19.5	62-126	.492	2-6	.333	50-63	.794	47	73	120	4.8	43-0	26	33	10	12	176	7.0
TOTAL		116-76	2526/21.8	338-660	.512	18-58	.310	192-272	.706	212	410	622	5.4	191-3	85	165	66	58	886	7.6





2 PAUL McNEIL

GUARD · FRESHMAN · 6-5 · 180 LBS. · ROCKINGHAM, NC · RICHMOND SENIOR

SEASON STATS

PPG	RPG	APG	FG%	3FG%	FT%
3.8	1.3	0.8	43.3	34.2	72.7

McNEIL'S SINGLE-GAME BEST

**POINTS**  
Season.....24, vs. Wake Forest (2/22/25)  
ACC.....24, vs. Wake Forest (2/22/25)

**REBOUNDS**  
Season.....4 (2x), last vs. Wake Forest (2/22/25)  
ACC.....4, vs. Wake Forest (2/22/25)

**FG MADE**  
Season.....8, vs. Wake Forest (2/22/25)  
ACC.....8, vs. Wake Forest (2/22/25)

**FG ATTEMPTED**  
Season.....13, vs. Wake Forest (2/22/25)  
ACC.....13, vs. Wake Forest (2/22/25)

**3FG MADE**  
Season.....4, vs. Wake Forest (2/22/25)  
ACC.....4, vs. Wake Forest (2/22/25)

**3FG ATTEMPTED**  
Season.....7, vs. Wake Forest (2/22/25)  
ACC.....7, vs. Wake Forest (2/22/25)

**FT MADE**  
Season.....5, vs. SMU (1/25/25)  
ACC.....5, vs. SMU (1/25/25)

**FT ATTEMPTED**  
Season.....7, vs. SMU (1/25/25)  
ACC.....7, vs. SMU (1/25/25)

**ASSISTS**  
Season.....3 (2x), last vs. Wake Forest (2/22/25)  
ACC.....3 (2x), last vs. Wake Forest (2/22/25)

**STEALS**  
Season.....2, vs. Louisville (2/12/25)  
ACC.....2, vs. Louisville (2/12/25)

**BLOCKS**  
Season.....1 (2x), last at Duke (1/27/25)  
ACC.....1, at Duke (1/27/25)

**MINUTES**  
Season.....28, vs. Wake Forest (2/22/25)  
ACC.....28, vs. Wake Forest (2/22/25)

MISC. STATS

Games with 10+ points ..... 2  
Games with 20+ points ..... 1  
Games with 10+ rebounds ..... 0  
Games with 3+ assists ..... 1  
Games with 2+ steals ..... 2  
Games with 2+ blocks ..... 0  
Double-Doubles ..... 0  
Games led NCSU in points ..... 1  
Games led NCSU in rebounds ..... 0  
Games led NCSU in assists ..... 11  
Games led NCSU in steals ..... 2  
Games led NCSU in blocks ..... 0

NOTING McNEIL

- » Scored a career high and team best 24 points against Wake Forest on 2/22 to tie the most by an NC State player this season ... went 8-for-13 from the floor with a career high four made treys (4-of-7)
- » Made his collegiate debut on 11/4 against USC Upstate ... Saw 12 minutes of action and recorded four points, four rebounds, two assists
- » Consensus four-star recruit in Class of 2024 ... No. 45 overall recruit by ESPN, No. 49 overall by Rivals, No. 66 overall by On3 and No. 77 overall by 247Sports
- » Finished high school career with 2,448 points
- » Is Richmond Senior's all-time leading scorer and graduated 14th on the North Carolina High School Athletic Association (NCHSAA) all-time scoring list
- » As a senior led Richmond to 25-6 record as the team advanced to the NCHSAA East regional final ... Averaged 31.7 points, 9.5 rebounds, 4.9 assists, 2.6 steals and 1.2 blocks per game ... Made 110 three-pointers as a senior ... Scored a total of 952 points in his senior season, third-most all-time in NCHSAA history
- » Set NCHSAA single-game scoring record on Jan. 16, 2024, scoring 71 points as Richmond Senior beat Lee County, 118-52 ... Previous record of 67 points had stood since 1950 (Clayton's Bob Poole) ... Shot 28-of-49 in game, setting another single-game record for most field goals in a single game ... Previous record of 25 was done twice, most recently in 1982
- » As a junior led Richmond to a 28-3 record and 4A East Regional champions ... Led team to first state championship appearance since 1997

2024-25 GAME-GAME STATS

Opponent	Date	GS	MIN	Total		3-Pointers		Free throws		Rebounds				PF	A	TO	BLK	STL	PTS	AVG
				FG-FGA	PCT	3FG-3FGA	PCT	FT-FTA	PCT	OFF	DEF	TOT	AVG							
USC Upstate	11/04/2024		11:36	1-5	.200	1-4	.250	1-2	.500	0	4	4	4.0	1	2	0	0	0	4	4.0
Presbyterian	11/08/2024		01:02	0-0	.000	0-0	.000	2-2	1.000	0	0	0	2.0	1	0	0	0	0	2	3.0
Coastal Carolina	11/13/2024		01:39	0-0	.000	0-0	.000	0-0	.000	0	0	0	1.3	0	0	0	0	0	0	2.0
Colgate	11/18/2024		06:14	0-1	.000	0-1	.000	0-0	.000	0	1	1	1.3	0	1	0	1	0	0	1.5
William & Mary	11/22/2024		00:42	0-0	.000	0-0	.000	0-0	.000	0	0	0	1.0	1	0	0	0	0	0	1.2
vs BYU	11/29/2024		01:53	0-0	.000	0-0	.000	0-0	.000	0	0	0	0.8	0	0	0	0	0	0	1.0
Florida St.	12/07/2024		01:49	0-1	.000	0-1	.000	0-0	.000	0	0	0	0.7	0	0	0	0	0	0	0.9
Coppin St.	12/10/2024		03:08	0-2	.000	0-0	.000	0-0	.000	1	1	2	0.9	1	0	0	0	0	0	0.8
Rider	12/22/2024		13:13	1-3	.333	1-1	1.000	0-0	.000	2	0	2	1.0	1	0	0	0	0	3	1.0
at Wake Forest	01/04/2025		01:54	0-1	.000	0-0	.000	0-0	.000	0	0	0	0.9	0	0	0	0	0	0	0.9
at Virginia Tech	01/15/2025		06:43	1-1	1.000	0-0	.000	0-0	.000	0	0	0	0.8	0	1	1	0	0	2	1.0
SMU	01/25/2025		15:23	1-5	.200	1-5	.200	5-7	.714	1	2	3	1.0	1	3	1	0	1	8	1.6
at Duke	01/27/2025		07:50	0-2	.000	0-2	.000	0-0	.000	0	0	0	0.9	0	3	0	1	0	0	1.5
Clemson	02/01/2025		08:02	2-4	.500	2-3	.667	0-0	.000	1	2	3	1.1	0	0	1	0	0	6	1.8
at California	02/05/2025		02:06	1-1	1.000	0-0	.000	1-1	1.000	0	1	1	1.1	0	0	0	0	0	3	1.9
at Stanford	02/08/2025		03:22	0-2	.000	0-1	.000	0-0	.000	0	0	0	1.0	1	1	1	0	0	0	1.8
Louisville	02/12/2025		13:26	5-7	.714	2-3	.667	0-0	.000	2	0	2	1.1	2	2	0	0	2	12	2.4
Boston College	02/15/2025		00:50	1-1	1.000	0-0	.000	0-0	.000	0	0	0	1.0	2	0	0	0	1	2	2.3
at North Carolina	02/19/2025		13:58	5-8	.625	2-5	.400	2-4	.500	3	0	3	1.1	1	0	0	0	0	14	2.9
Wake Forest	02/22/2025	*	28:13	8-13	.615	4-7	.571	4-4	1.000	4	0	4	1.3	1	3	0	0	1	24	4.0
at Syracuse	02/26/2025	*	20:55	1-4	.250	0-1	.000	0-0	.000	2	1	3	1.3	1	1	1	0	0	2	3.9
at Georgia Tech	03/01/2025	*	13:57	2-4	.500	0-2	.000	1-2	.500	0	1	1	1.3	1	1	1	0	0	5	4.0
Pittsburgh	03/05/2025		08:16	0-2	.000	0-2	.000	0-0	.000	1	0	1	1.3	0	0	0	0	1	0	3.8
Totals			3 186:11	29-67	.433	13-38	.342	16-22	.727	17	13	30	1.3	15	18	6	2	6	87	3.8

McNEIL'S CAREER STATS

SEASON	TEAM	GP-GS	MIN/AVG	FG-FGA	FG%	3FG-3FGA	3FG%	FT-FTA	FT%	OFF	DEF	TOT	AVG	PF-FO	A	TO	BLK	STL	PTS	AVG
2024-25	NCSU	23-3	186/8.1	29-67	.433	13-38	.342	16-22	.727	17	13	30	1.3	15-0	18	6	2	6	87	3.8
TOTAL		23-3	186/8.1	29-67	.433	13-38	.342	16-22	.727	17	13	30	1.3	15-0	18	6	2	6	87	3.8





# 3 DONTREZ STYLES

GUARD/FORWARD · SENIOR · 6-6 · 210 LBS. · KINSTON, NC · KINSTON (GEORGETOWN)

## SEASON STATS

PPG	RPG	APG	FG%	3FG%	FT%
10.9	5.1	0.4	43.3	35.0	72.0

## STYLES' SINGLE-GAME BEST

### POINTS

Career..... 26, vs. Mount St. Mary's (11/18/23)  
Season..... 24, vs. Clemson (2/1/25)  
ACC..... 24, vs. Clemson (2/1/25)

### REBOUNDS

Career..... 13 (2x), last vs Pitt (3/5/25)  
Season..... 13, vs Pitt (3/5/25)  
ACC..... 13, vs Pitt (3/5/25)

### FG MADE

Career..... 9 (3x), last vs. Wake Forest (2/22/25)  
Season..... 9 (2x), last vs. Wake Forest (2/22/25)  
ACC..... 9 (2x), last vs. Wake Forest (2/22/25)

### FG ATTEMPTED

Career..... 18, vs. American (11/19/23)  
Season..... 17, vs. Wake Forest (2/22/25)  
ACC..... 17, vs. Wake Forest (2/22/25)

### 3FG MADE

Career..... 6, vs. Clemson (2/1/25)  
Season..... 6, vs. Clemson (2/1/25)  
ACC..... 6, vs. Clemson (2/1/25)

### 3FG ATTEMPTED

Career..... 11, vs. Wake Forest (2/22/25)  
Season..... 11, vs. Wake Forest (2/22/25)  
ACC..... 11, vs. Wake Forest (2/22/25)

### FT MADE

Career..... 11, at Stanford (2/8/25)  
Season..... 11, at Stanford (2/8/25)  
ACC..... 11, at Stanford (2/8/25)

### FT ATTEMPTED

Career..... 14, at Stanford (2/8/25)  
Season..... 14, at Stanford (2/8/25)  
ACC..... 14, at Stanford (2/8/25)

### ASSISTS

Career..... 4 (2x), last vs. Coppin State (12/12/23)  
Season..... 3, vs. Louisville (2/12/25)  
ACC..... 3, vs. Louisville (2/12/25)

### STEALS

Career..... 2 (7x), last vs UNC (1/11/25)  
Season..... 2 (2x), last vs UNC (1/11/25)  
ACC..... 2 (2x), last vs UNC (1/11/25)

### BLOCKS

Career..... 2 (12x), last at Georgia Tech (3/1/25)  
Season..... 2 (9x), last at Georgia Tech (3/1/25)  
ACC..... 2 (5x), last at Georgia Tech (3/1/25)

### MINUTES

Career..... 44, at Notre Dame (12/16/23)  
Season..... 36, vs Pitt (3/5/25)  
ACC..... 44, at Notre Dame (12/16/23)

## MISC. STATS

Games with 10+ points ..... 35  
Games with 20+ points ..... 9  
Games with 10+ rebounds ..... 8  
Games with 3+ assists ..... 4  
Games with 2+ steals ..... 8  
Games with 2+ blocks ..... 16  
Double-Doubles ..... 5  
Games led NCSU in points ..... 5  
Games led NCSU in rebounds ..... 11  
Games led NCSU in assists ..... 1  
Games led NCSU in steals ..... 5  
Games led NCSU in blocks ..... 11

## NOTING STYLES

- » Scored a season high 24 points against Clemson on 2/1 to mark the most by an NC State player this season ... went 6-for-8 from beyond the arc to mark a career high made treys
- » Through games dated 12/7 to 12/14, averaged 17.7 points per game and shooting 50% from the field (20-of-40), including 52.9% (9-of-17) from three-point range
- » Grabbed a season high 11 boards, 10 of which were defensive, against Colgate on 11/18
- » Transferred to NC State in spring of 2024
- » Started career at UNC playing for the Tar Heels for two years before playing last season at Georgetown
- » Started all 32 games last season for the Hoyas ... Averaged 12.8 points and 5.8 rebounds per game
- » Ranked 11th in Big East with an average of 1.9 offensive rebounds per game
- » Made 49 three-pointers, shooting 36.8 percent from three-point range
- » Consensus four-star recruit in the Class of 2021 ... No. 62 overall recruit by 247Sports, No. 65 overall recruit by On3 and ESPN ... No. 66 overall recruit by Rivals

## 2024-25 GAME-GAME STATS

Opponent	Date	GS	MIN	Total		3-Pointers		Free throws		Rebounds				PF	A	TO	BLK	STL	PTS	AVG
				FG-FGA	PCT	3FG-3FGA	PCT	FT-FTA	PCT	OFF	DEF	TOT	AVG							
USC Upstate	11/04/2024	*	13:32	4-6	.667	1-3	.333	0-0	.000	1	2	2.0	4	0	0	2	0	9	9.0	
Presbyterian	11/08/2024	*	34:22	4-9	.444	1-3	.333	0-0	.000	1	5	6	4.0	3	0	1	2	0	9	9.0
Coastal Carolina	11/13/2024	*	27:56	3-5	.600	0-1	.000	4-6	.667	3	3	6	4.7	4	1	0	2	0	10	9.3
Colgate	11/18/2024	*	23:55	3-6	.500	1-1	1.000	0-0	.000	1	10	11	6.3	1	0	3	2	0	7	8.8
William & Mary	11/22/2024	*	25:59	4-8	.500	2-5	.400	2-3	.667	1	3	4	5.8	2	2	1	0	0	12	9.4
vs Purdue	11/28/2024	*	26:33	2-7	.286	0-5	.000	0-0	.000	0	3	3	5.3	3	0	0	1	0	4	8.5
vs BYU	11/29/2024	*	11:54	1-5	.200	0-2	.000	0-0	.000	0	0	0	4.6	5	0	0	0	0	2	7.6
Texas	12/04/2024	*	23:14	7-12	.583	3-5	.600	0-0	.000	1	1	2	4.3	2	1	0	2	1	17	8.8
Florida St.	12/07/2024	*	28:54	7-13	.538	3-7	.429	4-4	1.000	3	2	5	4.3	4	0	2	0	2	21	10.1
Coppin St.	12/10/2024	*	23:39	6-15	.400	3-5	.600	0-0	.000	2	5	7	4.6	1	2	1	0	0	15	10.6
at Kansas	12/14/2024	*	23:26	3-10	.300	2-5	.400	0-0	.000	1	1	2	4.4	3	0	0	1	0	8	10.4
Rider	12/22/2024	*	14:40	1-4	.250	0-3	.000	0-0	.000	0	1	1	4.1	4	0	0	1	0	2	9.7
at Virginia	12/31/2024	*	20:14	3-6	.500	0-2	.000	1-4	.250	0	1	1	3.8	3	0	0	0	0	7	9.5
at Wake Forest	01/04/2025	*	25:00	3-8	.375	0-3	.000	5-7	.714	4	6	10	4.3	1	0	3	0	1	11	9.6
Notre Dame	01/08/2025	*	31:05	4-12	.333	2-7	.286	0-0	.000	1	6	7	4.5	0	0	1	2	0	10	9.6
North Carolina	01/11/2025	*	22:53	3-8	.375	0-3	.000	1-3	.333	3	2	5	4.5	1	1	1	1	2	7	9.4
at Virginia Tech	01/15/2025	*	23:29	3-6	.500	2-3	.667	1-2	.500	2	3	5	4.5	2	0	0	0	0	9	9.4
California	01/18/2025	*	27:03	0-4	.000	0-3	.000	0-0	.000	2	2	4	4.5	1	0	0	1	1	0	8.9
SMU	01/25/2025	*	24:43	4-11	.364	1-5	.200	3-3	1.000	1	2	3	4.4	0	0	0	1	0	12	9.1
at Duke	01/27/2025	*	24:06	7-12	.583	4-6	.667	0-0	.000	0	3	3	4.4	5	0	1	2	0	18	9.5
Clemson	02/01/2025	*	33:02	9-14	.643	6-8	.750	0-0	.000	2	3	5	4.4	2	0	0	0	0	24	10.2
at California	02/05/2025	*	32:24	3-16	.188	0-2	.000	0-0	.000	3	7	10	4.6	1	0	1	2	0	6	10.0
at Stanford	02/08/2025	*	33:16	3-6	.500	1-3	.333	11-14	.786	3	4	7	4.7	4	0	4	0	0	18	10.3
Louisville	02/12/2025	*	33:57	2-7	.286	1-5	.200	0-0	.000	1	2	3	4.7	2	3	0	1	1	5	10.1
Boston College	02/15/2025	*	18:22	1-6	.167	0-4	.000	0-0	.000	2	3	5	4.7	3	0	1	0	0	2	9.8
at North Carolina	02/19/2025	*	28:41	7-10	.700	3-4	.750	1-1	1.000	3	2	5	4.7	2	0	0	0	1	18	10.1
Wake Forest	02/22/2025	*	33:41	9-17	.529	4-11	.364	0-0	.000	2	8	10	4.9	5	1	2	1	0	22	10.6
at Syracuse	02/26/2025	*	27:08	6-14	.429	4-10	.400	1-1	1.000	1	1	2	4.8	3	1	1	1	1	17	10.8
at Georgia Tech	03/01/2025	*	30:24	4-12	.333	3-8	.375	2-2	1.000	0	5	5	4.8	3	0	1	2	0	13	10.9
Pittsburgh	03/05/2025	*	36:00	6-13	.462	1-5	.200	0-0	.000	3	10	13	5.1	1	1	2	1	1	13	10.9
Totals			28 783:31	122-282	.433	48-137	.350	36-50	.720	47	105	152	5.1	75	13	26	28	11	328	10.9

## STYLES' CAREER STATS

SEASON	TEAM	GP-GS	MIN/AVG	FG-FGA	FG%	3FG-3FGA	3FG%	FT-FTA	FT%	OFF	DEF	TOT	AVG	PF-FO	A	TO	BLK	STL	PTS	AVG
2021-22	UNC	30-0	174/5.8	24-55	.436	3-18	.167	8-15	.533	11	32	43	1.4	16-0	2	11	2	5	59	2.0
2022-23	UNC	15-0	89/5.9	7-19	.368	3-9	.333	4-6	.667	4	10	14	0.9	7-0	2	5	1	1	21	1.4
2023-24	GTown	32-32	1073/33.5	139-323	.430	49-133	.368	83-107	.776	71	113	184	5.8	83-4	26	49	21	18	410	12.8
2024-25	NCSU	30-28	784/26.1	122-282	.433	48-137	.350	36-50	.720	47	105	152	5.1	75-3	13	26	28	11	328	10.9
TOTAL FOR NCSU		30-28	784/26.1	122-282	.433	48-137	.350	36-50	.720	47	105	152	5.1	75-3	13	26	28	11	328	10.9
TOTAL		107-60	2120/19.8	292-679	.430	103-297	.347	131-178	.736	133	260	393	3.7	181-7	43	91	52	35	818	7.6



@PACKMENSBALL



# 4 BREON PASS

GUARD · SENIOR · 6-0 · 175 LBS. · REIDSVILLE, NC · REIDSVILLE

### SEASON STATS

PPG	RPG	APG	FG%	3FG%	FT%
4.5	1.3	1.1	42.5	40.0	85.0

### PASS' SINGLE-GAME BEST

#### POINTS

Career.....	14 (2x), last vs Pitt (3/5/25)
Season.....	14 (2x), last vs Pitt (3/5/25)
ACC.....	14, vs Pitt (3/5/25)

#### REBOUNDS

Career.....	7, vs. Nebraska (12/1/21)
Season.....	4, vs. Presbyterian (11/8/24)
ACC.....	4, vs. Florida State (1/1/22)

#### FG MADE

Career.....	5 (2x), last vs Pitt (3/5/25)
Season.....	5 (2x), last vs Pitt (3/5/25)
ACC.....	5, vs Pitt (3/5/25)

#### FG ATTEMPTED

Career.....	12, vs Pitt (3/5/25)
Season.....	12, vs Pitt (3/5/25)
ACC.....	12, vs Pitt (3/5/25)

#### 3FG MADE

Career.....	4, vs Pitt (3/5/25)
Season.....	4, vs Pitt (3/5/25)
ACC.....	4, vs Pitt (3/5/25)

#### 3FG ATTEMPTED

Career.....	9, vs Pitt (3/5/25)
Season.....	9, vs Pitt (3/5/25)
ACC.....	9, vs Pitt (3/5/25)

#### FT MADE

Career.....	4, at Syracuse (2/26/25)
Season.....	4, at Syracuse (2/26/25)
ACC.....	4, at Syracuse (2/26/25)

#### FT ATTEMPTED

Career.....	4, at Syracuse (2/26/25)
Season.....	4, at Syracuse (2/26/25)
ACC.....	4, at Syracuse (2/26/25)

#### ASSISTS

Career.....	4 (4x), last at Virginia Tech (1/15/25)
Season.....	4 (3x), last at Virginia Tech (1/15/25)
ACC.....	4, at Virginia Tech (1/15/25)

#### STEALS

Career.....	2 (5x), last vs. Notre Dame (1/8/25)
Season.....	2 (3x), last vs. Notre Dame (1/8/25)
ACC.....	2 (2x), last vs. Notre Dame (1/8/25)

#### BLOCKS

Career.....	1 (7x), last vs Pitt (3/5/25)
Season.....	1 (3x), last vs Pitt (3/5/25)
ACC.....	1 (5x), last vs Pitt (3/5/25)

#### MINUTES

Career.....	27, vs Pitt (3/5/25)
Season.....	27, vs Pitt (3/5/25)
ACC.....	27, vs Pitt (3/5/25)

### MISC. STATS

Games with 10+ points .....	4
Games with 20+ points .....	0
Games with 10+ rebounds .....	0
Games with 3+ assists .....	6
Games with 2+ steals .....	5
Games with 2+ blocks .....	0
Double-Doubles .....	0
Games led NCSU in points .....	1
Games led NCSU in rebounds .....	0
Games led NCSU in assists .....	3
Games led NCSU in steals .....	4
Games led NCSU in blocks .....	4

### NOTING PASS

- » Made his first career start and tied his career high 14 points on 3/5 against Pitt ... made a career high four shots from long range (4-for-9)
- » Scored a career high 14 points in the season opener against USC Upstate on 11/4/24
- » Senior who has played his entire career at NC State
- » Ranked as a four-star prospect by 247Sports in Class of 2021 ... No. 125 overall prospect and No. 6 prospect in the state of North Carolina by 247Sports
- » Named 2021 North Carolina High School Athletic Association Male Athlete of the Year
- » Finished his career in high school, owning 13 school and county records in basketball ... Finished with 2,219 career points which is a school and county record
- » Averaged 32.6 points and 12.3 rebounds, 4.9 assists and 2.1 steals per game as a senior
- » Led Reidsville to third round of NCHSAA 2A tournament before falling to eventual state champion Farmville Central, which was led by fellow NC State signee Terquavion Smith ... Smith scored 29 points in the game while Pass finished with 27 in his final high school game
- » Scored 50 points on 17-of-27 shooting in a 92-90 comeback win over Salisbury High School on 1/18/20
- » Two-sport star, was also highly recruited in football ... Had numerous football scholarship offers, including NC State, North Carolina, South Carolina, Tennessee, Texas A&M and Virginia Tech

### 2024-25 GAME-GAME STATS

Opponent	Date	GS	MIN	Total		3-Pointers		Free throws		Rebounds				PF	A	TO	BLK	STL	PTS	AVG
				FG-FGA	PCT	3FG-3FGA	PCT	FT-FTA	PCT	OFF	DEF	TOT	AVG							
USC Upstate	11/04/2024		21:12	5-8	.625	2-4	.500	2-3	.667	1	1	2	2.0	0	4	0	0	0	14	14.0
Presbyterian	11/08/2024		18:07	2-4	.500	1-1	1.000	1-2	.500	2	2	4	3.0	2	1	2	0	1	6	10.0
Coastal Carolina	11/13/2024		13:48	1-3	.333	0-0	.000	1-1	1.000	0	1	1	2.3	2	1	0	0	1	3	7.7
Colgate	11/18/2024		21:48	3-5	.600	1-2	.500	0-0	.000	0	2	2	2.3	0	0	0	0	1	7	7.5
William & Mary	11/22/2024		14:50	1-2	.500	0-1	.000	2-2	1.000	0	2	2	2.2	1	0	2	0	2	4	6.8
vs Purdue	11/28/2024		13:03	1-1	1.000	0-0	.000	0-0	.000	0	0	0	1.8	1	0	1	0	0	2	6.0
vs BYU	11/29/2024		13:21	1-2	.500	1-2	.500	0-0	.000	1	1	2	1.9	1	2	0	0	0	3	5.6
Texas	12/04/2024		11:55	1-3	.333	0-1	.000	0-0	.000	0	1	1	1.8	1	1	0	0	0	2	5.1
Florida St.	12/07/2024		11:55	2-2	1.000	2-2	1.000	0-0	.000	0	1	1	1.7	0	0	2	0	0	6	5.2
Coppin St.	12/10/2024		19:35	1-6	.167	1-4	.250	0-0	.000	1	0	1	1.6	1	0	0	0	0	3	5.0
at Kansas	12/14/2024		10:19	2-3	.667	2-2	1.000	0-0	.000	0	2	2	1.6	0	0	0	0	0	6	5.1
Rider	12/22/2024		17:29	4-6	.667	2-2	1.000	2-2	1.000	0	3	3	1.8	2	3	1	1	0	12	5.7
at Virginia	12/31/2024		17:36	3-6	.500	2-5	.400	0-0	.000	1	2	3	1.8	0	2	1	0	2	8	5.8
at Wake Forest	01/04/2025		17:28	1-4	.250	1-2	.500	0-0	.000	0	0	0	1.7	0	1	0	0	0	3	5.6
Notre Dame	01/08/2025		16:14	1-2	.500	1-2	.500	0-0	.000	0	2	2	1.7	2	4	0	0	2	3	5.5
North Carolina	01/11/2025		16:01	0-2	.000	0-1	.000	0-0	.000	0	1	1	1.7	0	1	2	0	0	0	5.1
at Virginia Tech	01/15/2025		18:00	0-1	.000	0-0	.000	0-0	.000	0	0	0	1.6	0	4	1	0	1	0	4.8
California	01/18/2025		13:07	3-6	.500	0-2	.000	1-1	1.000	0	0	0	1.5	1	0	2	0	0	7	4.9
SMU	01/25/2025		06:36	0-3	.000	0-1	.000	0-0	.000	0	1	1	1.5	0	0	0	0	1	0	4.7
at Duke	01/27/2025		04:21	0-0	.000	0-0	.000	0-0	.000	0	0	0	1.4	0	1	0	0	0	0	4.5
Clemson	02/01/2025		01:33	0-0	.000	0-0	.000	0-0	.000	0	0	0	1.3	0	0	0	0	0	0	4.2
at California	02/05/2025		04:28	0-1	.000	0-1	.000	0-0	.000	0	0	0	1.3	0	0	2	0	0	0	4.0
Louisville	02/12/2025		19:53	4-10	.400	2-7	.286	2-2	1.000	0	0	0	1.2	0	1	1	0	0	12	4.4
Boston College	02/15/2025		13:27	2-4	.500	1-1	1.000	1-1	1.000	0	1	1	1.2	1	1	1	0	0	6	4.5
at North Carolina	02/19/2025		01:27	0-0	.000	0-0	.000	0-0	.000	0	0	0	1.2	0	0	0	0	0	0	4.3
Wake Forest	02/22/2025		07:10	0-1	.000	0-1	.000	0-0	.000	1	2	3	1.2	2	0	0	0	0	0	4.1
at Syracuse	02/26/2025		17:07	1-7	.143	0-5	.000	4-4	1.000	1	1	2	1.3	0	2	0	0	0	6	4.2
at Georgia Tech	03/01/2025		12:15	1-2	.500	1-2	.500	1-2	.500	0	2	2	1.3	1	1	1	1	0	4	4.2
Pittsburgh	03/05/2025	*	27:22	5-12	.417	4-9	.444	0-0	.000	0	3	3	1.3	1	3	1	1	1	14	4.5
Totals			1 401:27	45-106	.425	24-60	.400	17-20	.850	8	31	39	1.3	19	33	20	3	12	131	4.5

### PASS' CAREER STATS

SEASON	TEAM	GP-GS	MIN/AVG	FG-FGA	FG%	3FG-3FGA	3FG%	FT-FTA	FT%	OFF	DEF	TOT	AVG	PF-FO	A	TO	BLK	STL	PTS	AVG
2021-22	NCSU	25-0	224/9.0	18-50	.360	8-28	.286	12-14	.857	5	29	34	1.4	28-0	16	12	1	5	56	2.2
2022-23	NCSU	30-0	227/7.6	17-46	.370	5-21	.238	5-5	1.000	5	20	25	0.8	15-1	8	16	1	11	44	1.5
2023-24	NCSU	31-0	165/5.3	15-34	.441	5-15	.333	5-8	.625	2	12	14	0.5	12-0	10	7	2	5	40	1.3
2024-25	NCSU	29-1	401/13.8	45-106	.425	24-60	.400	17-20	.850	8	31	39	1.3	19-0	33	20	3	12	131	4.5
TOTAL		115-1	1017/8.8	95-236	.403	42-124	.339	39-47	.830	20	92	112	1.0	74-1	67	55	7	33	271	2.4





5 TREY PARKER

GUARD · FRESHMAN · 6-1 · 165 LBS. · FAYETTEVILLE, NC · OVERTIME ELITE

SEASON STATS

PPG	RPG	APG	FG%	3FG%	FT%
4.6	1.4	1.1	41.0	35.7	75.0

PARKER'S SINGLE-GAME BEST

POINTS

Season.....19, at Stanford (2/8/25)  
ACC.....19, at Stanford (2/8/25)

REBOUNDS

Season.....5, vs. Coastal Carolina (11/13/24)  
ACC.....3 (2x), last at Georgia Tech (3/1/25)

FG MADE

Season.....6 (3x), last at Stanford (2/8/25)  
ACC.....6 (2x), last at Stanford (2/8/25)

FG ATTEMPTED

Season.....13, vs. Louisville (2/12/25)  
ACC.....13, vs. Louisville (2/12/25)

3FG MADE

Season.....5, at Stanford (2/8/25)  
ACC.....5, at Stanford (2/8/25)

3FG ATTEMPTED

Season.....8, at Stanford (2/8/25)  
ACC.....8, at Stanford (2/8/25)

FT MADE

Season.....4, at UNC (2/19/25)  
ACC.....4, at UNC (2/19/25)

FT ATTEMPTED

Season.....4, at UNC (2/19/25)  
ACC.....4, at UNC (2/19/25)

ASSISTS

Season.....5, at Stanford (2/8/25)  
ACC.....5, at Stanford (2/8/25)

STEALS

Season.....2 (2x), last at UNC (2/19/25)  
ACC.....2 (2x), last at UNC (2/19/25)

BLOCKS

Season.....1 (4x), last at Stanford (2/8/25)  
ACC.....1 (3x), last at Stanford (2/8/25)

MINUTES

Season.....28, at Stanford (2/8/25)  
ACC.....28, at Stanford (2/8/25)

MISC. STATS

Games with 10+ points .....	4
Games with 20+ points .....	0
Games with 10+ rebounds .....	0
Games with 3+ assists .....	4
Games with 2+ steals .....	2
Games with 2+ blocks .....	0
Double-Doubles .....	0
Games led NCSU in points .....	2
Games led NCSU in rebounds .....	0
Games led NCSU in assists .....	2
Games led NCSU in steals .....	2
Games led NCSU in blocks .....	1

NOTING PARKER

- » Scored a career high 19 points at Stanford on 2/8 ... went 5-for-8 from beyond the arc and dished out a team high five assists
- » Made first career start on 11/29 vs. BYU ... Scored 9 points and added three rebounds and one assist
- » Made collegiate debut on 11/4 against USC Upstate ... Finished with six points, four assists, two rebounds and two steals in 18 minutes of action
- » Consensus three-star recruit in Class of 2024
- » Originally signed a NLI with NC State in fall of 2023 but opted to spend a second season with Overtime Elite
- » Played senior season (2022-23) and 2023-24 season at Overtime Elite in Atlanta, Ga.
- » Played 2023-24 season for Cold Hearts ... Averaged 11.1 points, 4.8 rebounds, 3.2 assists and 2.3 steals per game
- » Averaged 12.4 points, 3.5 rebounds 2.3 assists and 1.9 steals per game in 2022-23 for City Reapers ... Scored over 20 points in six games ... Won the OT Elite Championship with the City Reapers

2024-25 GAME-GAME STATS

Opponent	Date	GS	MIN	Total		3-Pointers		Free throws		Rebounds				PF	A	TO	BLK	STL	PTS	AVG
				FG-FGA	PCT	3FG-3FGA	PCT	FT-FTA	PCT	OFF	DEF	TOT	AVG							
USC Upstate	11/04/2024		17:36	2-5	.400	2-4	.500	0-0	.000	2	2	2.0	3	4	0	0	2	6	6.0	
Presbyterian	11/08/2024		09:00	0-3	.000	0-2	.000	0-0	.000	1	1	2.0	1	0	2	0	1	0	3.0	
Coastal Carolina	11/13/2024		20:03	6-8	.750	0-0	.000	1-1	1.000	0	5	5.0	3.0	0	0	0	0	1	13	6.3
William & Mary	11/22/2024		11:49	0-2	.000	0-2	.000	0-0	.000	0	0	0.2	1	2	0	0	1	0	4.8	
vs Purdue	11/28/2024		12:51	3-5	.600	1-3	.333	0-0	.000	1	0	1.0	2.0	3	1	1	1	1	7	5.2
vs BYU	11/29/2024	*	17:31	4-8	.500	1-3	.333	0-0	.000	0	3	3.0	2.2	2	1	0	0	0	9	5.8
Texas	12/04/2024		04:46	0-1	.000	0-0	.000	0-0	.000	0	1	1.0	2.0	1	0	1	0	0	0	5.0
Florida St.	12/07/2024		13:36	1-4	.250	0-2	.000	0-0	.000	0	0	0.8	1.8	2	1	0	0	1	2	4.6
Coppin St.	12/10/2024		11:15	1-3	.333	0-1	.000	1-3	.333	2	1	3.0	1.9	4	1	3	0	0	3	4.4
at Kansas	12/14/2024		09:20	0-0	.000	0-0	.000	0-0	.000	0	0	0.0	1.7	0	0	1	0	1	0	4.0
Rider	12/22/2024		08:07	1-4	.250	0-2	.000	0-0	.000	1	0	1.0	1.6	0	0	1	0	1	2	3.8
at Virginia	12/31/2024		06:01	1-2	.500	1-2	.500	0-0	.000	0	0	0.0	1.5	0	0	1	0	0	3	3.8
at Wake Forest	01/04/2025		05:00	0-0	.000	0-0	.000	0-0	.000	0	0	0.0	1.4	1	0	0	0	0	0	3.5
at Virginia Tech	01/15/2025		01:38	0-0	.000	0-0	.000	0-0	.000	1	1	2.0	1.4	1	0	0	0	0	0	3.2
California	01/18/2025		09:46	2-4	.500	0-1	.000	0-0	.000	1	2	1.5	1.0	1	0	0	1	0	4	3.3
SMU	01/25/2025		03:08	0-1	.000	0-1	.000	0-0	.000	0	0	0.0	1.4	0	0	0	0	0	0	3.1
at Duke	01/27/2025		18:44	6-9	.667	3-4	.750	0-0	.000	0	1	1.0	1.4	1	1	3	0	1	15	3.8
Clemson	02/01/2025		15:29	3-8	.375	0-3	.000	0-0	.000	2	0	2.0	1.4	2	0	3	0	0	6	3.9
at California	02/05/2025		15:38	4-8	.500	1-2	.500	0-0	.000	0	1	1.0	1.4	1	1	0	1	0	9	4.2
at Stanford	02/08/2025		27:37	6-11	.545	5-8	.625	2-2	1.000	2	1	3.0	1.5	2	5	0	1	0	19	4.9
Louisville	02/12/2025		22:08	5-13	.385	3-6	.500	0-0	.000	1	0	1.0	1.4	3	3	2	0	0	13	5.3
Boston College	02/15/2025		10:10	1-4	.250	1-2	.500	0-0	.000	1	1	2.0	1.5	2	3	0	0	0	3	5.2
at North Carolina	02/19/2025		15:22	0-5	.000	0-4	.000	4-4	1.000	0	1	1.0	1.4	1	1	4	0	2	4	5.1
Wake Forest	02/22/2025		04:39	0-0	.000	0-0	.000	0-0	.000	0	0	0.0	1.4	0	1	1	0	0	0	4.9
at Syracuse	02/26/2025		14:04	1-4	.250	1-2	.500	0-0	.000	1	1	2.0	1.4	2	1	0	0	1	3	4.8
at Georgia Tech	03/01/2025		15:07	1-4	.250	1-2	.500	1-2	.500	2	1	3.0	1.5	2	4	3	0	1	4	4.8
Pittsburgh	03/05/2025		01:48	0-1	.000	0-0	.000	0-0	.000	0	0	0.0	1.4	1	0	0	0	0	0	4.6
Totals			1 322:13	48-117	.410	20-56	.357	9-12	.750	16	22	38	1.4	37	30	26	4	14	125	4.6

PARKER'S CAREER STATS

SEASON	TEAM	GP-GS	MIN/AVG	FG-FGA	FG%	3FG-3FGA	3FG%	FT-FTA	FT%	OFF	DEF	TOT	AVG	PF-FO	A	TO	BLK	STL	PTS	AVG
2024-25	NCSU	27-1	322/11.9	48-117	.410	20-56	.357	9-12	.750	16	22	38	1.4	37-0	30	26	4	14	125	4.6
TOTAL		27-1	322/11.9	48-117	.410	20-56	.357	9-12	.750	16	22	38	1.4	37-0	30	26	4	14	125	4.6





# 7 BRYCE HEARD

GUARD · FRESHMAN · 6-5 · 170 LBS. · CHICAGO, IL · HOMEWOOD-FLOSSMOOR

## SEASON STATS

PPG	RPG	APG	FG%	3FG%	FT%
1.2	0.9	0.3	33.3	20.0	66.7

## HEARD'S SINGLE-GAME BEST

### POINTS

Season..... 8, vs. USC Upstate (11/4/24)  
ACC..... 7, at Georgia Tech (3/1/25)

### REBOUNDS

Season..... 5, vs. USC Upstate (11/4/24)  
ACC..... 2 (2x), last vs. Louisville (2/12/25)

### FG MADE

Season..... 2 (2x), last at Georgia Tech (3/1/25)  
ACC..... 2, at Georgia Tech (3/1/25)

### FG ATTEMPTED

Season..... 4, vs. Colgate (11/18/24)  
ACC..... 1 (5x), last at Stanford (2/8/25)

### 3FG MADE

Season..... 1 (2x), last at Georgia Tech (3/1/25)  
ACC..... 1 (2x), last at Georgia Tech (3/1/25)

### 3FG ATTEMPTED

Season..... 2 (3x), last at Georgia Tech (3/1/25)  
ACC..... 1 (4x), last at Georgia Tech (3/1/25)

### FT MADE

Season..... 4, vs. USC Upstate (11/4/24)  
ACC..... 2, at Georgia Tech (3/1/25)

### FT ATTEMPTED

Season..... 4 (2x), last at Georgia Tech (3/1/25)  
ACC..... 2 (3x), last at Georgia Tech (3/1/25)

### ASSISTS

Season..... 2, vs. Coastal Carolina (11/13/24)  
ACC..... 1, at Duke (1/27/25)

### STEALS

Season..... 2, vs. Coastal Carolina (11/13/24)  
ACC.....

### BLOCKS

Season.....  
ACC.....

### MINUTES

Season..... 18, vs. Colgate (11/18/24)  
ACC..... 9, at Georgia Tech (3/1/25)

## MISC. STATS

Games with 10+ points .....	0
Games with 20+ points .....	0
Games with 10+ rebounds .....	0
Games with 3+ assists .....	0
Games with 2+ steals .....	0
Games with 2+ blocks .....	0
Double-Doubles .....	0
Games led NCSU in points .....	0
Games led NCSU in rebounds .....	0
Games led NCSU in assists .....	0
Games led NCSU in steals .....	0
Games led NCSU in blocks .....	0

## NOTING HEARD

- » Made his collegiate debut against USC Upstate on 11/4 ... finished the evening with eight points and five rebounds in 16 minutes of action ... went 4-for-4 from the charity stripe
- » Consensus four-star recruit in Class of 2025 before deciding to reclassify and join Class of 2024
- » One of youngest players in college basketball, is second-youngest player in the ACC
- » Signed with NC State on July 24, 2024 after reclassifying up to Class of 2024
- » Was the No. 2 ranked player in the state of Illinois in the Class of 2025
- » Attended Homewood-Flossmoor as a junior ... led Vikings to 33-4 record and the Illinois Class 4A State Championship
- » Averaged 16.9 points, 6.2 rebound and 1.5 assists per game
- » Recorded a double-double with 21 points and 10 rebounds in state championship game to lead Homewood-Flossmoor to school's first boys basketball state title

## 2024-25 GAME-GAME STATS

Opponent	Date	GS	MIN	Total		3-Pointers		Free throws		Rebounds				PF	A	TO	BLK	STL	PTS	AVG
				FG-FGA	PCT	3FG-3FGA	PCT	FT-FTA	PCT	OFF	DEF	TOT	AVG							
USC Upstate	11/04/2024		15:56	2-3	.667	0-1	.000	4-4	1.000	1	4	5	5.0	3	0	0	0	1	8	8.0
Presbyterian	11/08/2024		06:54	0-0	.000	0-0	.000	0-0	.000	0	0	0	2.5	1	0	0	0	0	0	4.0
Coastal Carolina	11/13/2024		15:47	0-0	.000	0-0	.000	2-2	1.000	1	1	2	2.3	1	2	1	0	2	2	3.3
Colgate	11/18/2024		17:49	0-4	.000	0-2	.000	0-0	.000	0	1	1	2.0	1	1	0	0	1	0	2.5
William & Mary	11/22/2024		05:01	0-0	.000	0-0	.000	2-2	1.000	0	0	0	1.6	0	1	0	0	0	2	2.4
vs Purdue	11/28/2024		00:37	0-0	.000	0-0	.000	0-0	.000	0	0	0	1.3	0	0	0	0	0	0	2.0
vs BYU	11/29/2024		08:15	0-0	.000	0-0	.000	0-0	.000	0	1	1	1.3	0	0	0	0	0	0	1.7
Coppin St.	12/10/2024		07:60	0-3	.000	0-2	.000	0-0	.000	1	2	3	1.5	1	0	0	0	0	0	1.5
Rider	12/22/2024		09:08	1-1	1.000	0-0	.000	0-0	.000	0	2	2	1.6	1	1	1	0	1	2	1.6
at Wake Forest	01/04/2025		01:40	0-0	.000	0-0	.000	0-0	.000	0	0	0	1.4	0	0	0	0	0	0	1.4
North Carolina	01/11/2025		04:17	0-1	.000	0-0	.000	0-0	.000	0	1	1	1.4	1	0	0	0	0	0	1.3
at Virginia Tech	01/15/2025		01:30	1-1	1.000	1-1	1.000	0-0	.000	0	0	0	1.3	0	0	0	0	0	3	1.4
California	01/18/2025		02:26	0-1	.000	0-0	.000	0-0	.000	0	0	0	1.2	0	0	0	0	0	0	1.3
SMU	01/25/2025		04:38	0-0	.000	0-0	.000	1-2	.500	0	0	0	1.1	0	0	0	0	0	1	1.3
at Duke	01/27/2025		03:17	0-1	.000	0-0	.000	0-0	.000	0	0	0	1.0	0	1	0	0	0	0	1.2
Clemson	02/01/2025		04:38	0-0	.000	0-0	.000	0-0	.000	0	0	0	0.9	0	0	0	0	0	0	1.1
at California	02/05/2025		01:59	0-0	.000	0-0	.000	0-0	.000	0	0	0	0.9	0	0	0	0	0	0	1.1
at Stanford	02/08/2025		02:59	0-1	.000	0-1	.000	0-0	.000	1	1	2	0.9	1	0	0	0	0	0	1.0
Louisville	02/12/2025		07:12	0-0	.000	0-0	.000	0-2	.000	0	2	2	1.0	1	0	0	0	0	0	0.9
at North Carolina	02/19/2025		04:50	1-1	1.000	0-0	.000	1-2	.500	0	0	0	1.0	1	0	0	0	0	3	1.1
at Syracuse	02/26/2025		02:52	0-1	.000	0-1	.000	0-0	.000	0	0	0	0.9	0	0	0	0	0	0	1.0
at Georgia Tech	03/01/2025		09:01	2-3	.667	1-2	.500	2-4	.500	0	0	0	0.9	1	0	0	0	0	7	1.3
Pittsburgh	03/05/2025		05:54	0-0	.000	0-0	.000	0-0	.000	0	1	1	0.9	0	0	1	0	0	0	1.2
Totals		0	144:40	7-21	.333	2-10	.200	12-18	.667	4	16	20	0.9	13	6	3	0	5	28	1.2

## HEARD'S CAREER STATS

SEASON	TEAM	GP-GS	MIN/AVG	FG-FGA	FG%	3FG-3FGA	3FG%	FT-FTA	FT%	OFF	DEF	TOT	AVG	PF-FO	A	TO	BLK	STL	PTS	AVG
2024-25	NCSU	23-0	145/6.3	7-21	.333	2-10	.200	12-18	.667	4	16	20	0.9	13-0	6	3	0	5	28	1.2
TOTAL		23-0	145/6.3	7-21	.333	2-10	.200	12-18	.667	4	16	20	0.9	13-0	6	3	0	5	28	1.2





# 8 JAYDEN TAYLOR

GUARD · SENIOR · 6-4 · 195 LBS. · INDIANAPOLIS, IN · PERRY MERIDIAN (BUTLER)

### SEASON STATS

PPG	RPG	APG	FG%	3FG%	FT%
10.9	2.8	1.6	40.7	32.0	75.9

### TAYLOR'S SINGLE-GAME BEST

#### POINTS

Career.....28, at Pitt (3/9/24)  
Season.....22, vs. Coastal Carolina (11/13/24)  
ACC.....28, at Pitt (3/9/24)

#### REBOUNDS

Career.....9, vs. Syracuse (3/13/24)  
Season.....7, vs. Clemson (2/1/25)  
ACC.....9, vs. Syracuse (3/13/24)

#### FG MADE

Career.....9 (2x), last at Pitt (3/9/24)  
Season.....8, vs. Coastal Carolina (11/13/24)  
ACC.....9, at Pitt (3/9/24)

#### FG ATTEMPTED

Career.....19 (2x), last vs. Georgia Tech (2/3/24)  
Season.....16, vs. Boston College (2/15/25)  
ACC.....19, vs. Georgia Tech (2/3/24)

#### 3FG MADE

Career.....6, at Georgetown (1/1/23)  
Season.....4, vs. BYU (1/29/24)  
ACC.....5 (2x), last at Pitt (3/9/24)

#### 3FG ATTEMPTED

Career.....10 (2x), last at Virginia Tech (1/15/25)  
Season.....8, vs. Boston College (2/15/25)  
ACC.....10 (2x), last at Virginia Tech (1/15/25)

#### FT MADE

Career.....9 (2x), last vs. Abilene Christian (11/10/23)  
Season.....7 (2x), last vs. Florida State (12/7/24)  
ACC.....8, vs. Wake Forest (1/16/24)

#### FT ATTEMPTED

Career.....11, vs. Xavier (2/10/23)  
Season.....10, vs. Florida State (12/7/24)  
ACC.....10 (2x), last vs. Florida State (12/7/24)

#### ASSISTS

Career.....5 (2x), last at Virginia (12/31/24)  
Season.....5, at Virginia (12/31/24)  
ACC.....5 (2x), last at Virginia (12/31/24)

#### STEALS

Career.....5, vs. Presbyterian (11/8/24)  
Season.....5, vs. Presbyterian (11/8/24)  
ACC.....4 (4x), last vs. Boston College (2/15/25)

#### BLOCKS

Career.....3, vs. Miami (1/30/24)  
Season.....1 (7x), last at Duke (1/27/25)  
ACC.....3, vs. Miami (1/30/24)

#### MINUTES

Career.....40 (6x), last at Virginia (1/24/24)  
Season.....39, vs. Florida State (12/7/24)  
ACC.....40 (2x), last at Virginia (1/24/24)

### MISC. STATS

Games with 10+ points ..... 69  
Games with 20+ points ..... 14  
Games with 10+ rebounds ..... 0  
Games with 3+ assists ..... 18  
Games with 2+ steals ..... 48  
Games with 2+ blocks ..... 3  
Double-Doubles ..... 0  
Games led NCSU in points ..... 18  
Games led NCSU in rebounds ..... 5  
Games led NCSU in assists ..... 8  
Games led NCSU in steals ..... 28  
Games led NCSU in blocks ..... 11

### NOTING TAYLOR

- » Scored a season high 22 points on 8-of-13 shooting against Coastal Carolina on 11/13
- » One of two returning starters and five scholarship players to return from last season's Final Four team
- » Averaged 11.2 points and 3.6 rebounds per game last season
- » Second on the team with 47 steals
- » Made 64 three-pointers and shot 36.4 percent from three-point range ... 64 three-pointers were second-most on the team
- » Free throws made (108) and attempted (143) were both team highs
- » Led team in scoring eight times, in steals 14 times and in assists three times

### 2024-25 GAME-GAME STATS

Opponent	Date	GS	MIN	Total		3-Pointers		Free throws		Rebounds				PF	A	TO	BLK	STL	PTS	AVG	
				FG-FGA	PCT	3FG-3FGA	PCT	FT-FTA	PCT	OFF	DEF	TOT	AVG								
USC Upstate	11/04/2024	*	22:21	3-8	.375	1-5	.200	1-2	.500	1	2	3	3.0	3	2	2	0	0	8	8.0	
Presbyterian	11/08/2024	*	32:35	7-14	.500	2-7	.286	3-4	.750	1	0	1	2.0	1	2	5	1	5	19	13.5	
Coastal Carolina	11/13/2024	*	33:49	8-15	.533	0-4	.000	6-6	1.000	0	1	1	1.7	3	0	5	1	2	22	16.3	
Colgate	11/18/2024	*	23:30	2-7	.286	1-6	.167	3-4	.750	0	2	2	1.8	3	0	1	1	2	8	14.3	
William & Mary	11/22/2024	*	31:14	5-10	.500	1-3	.333	1-2	.500	1	4	5	2.4	0	3	3	0	2	12	13.8	
vs Purdue	11/28/2024	*	36:30	4-10	.400	0-1	.000	7-8	.875	1	4	5	2.8	2	4	4	0	0	15	14.0	
vs BYU	11/29/2024	*	30:07	4-10	.400	4-7	.571	4-7	.571	0	5	5	3.1	1	1	4	1	2	16	14.3	
Texas	12/04/2024	*	35:43	3-10	.300	0-2	.000	2-2	1.000	0	4	4	3.3	1	2	0	0	1	8	13.5	
Florida St.	12/07/2024	*	39:12	3-8	.375	1-4	.250	7-10	.700	0	4	4	3.3	2	0	1	1	0	14	13.6	
Coppin St.	12/10/2024	*	14:43	1-2	.500	0-0	.000	1-2	.500	0	1	1	3.1	2	0	2	1	0	3	12.5	
at Kansas	12/14/2024	*	17:18	3-6	.500	2-3	.667	0-0	.000	0	0	0	2.8	1	0	1	0	0	8	12.1	
Rider	12/22/2024	*	24:02	5-7	.714	3-4	.750	3-5	.600	0	2	2	2.8	1	2	1	0	1	16	12.4	
at Virginia	12/31/2024	*	33:00	4-8	.500	3-6	.500	3-3	1.000	0	2	2	2.7	3	5	2	0	1	14	12.5	
at Wake Forest	01/04/2025	*	25:43	2-8	.250	1-3	.333	1-2	.500	1	0	1	2.6	2	3	2	0	0	6	12.1	
Notre Dame	01/08/2025	*	34:04	5-9	.556	3-6	.500	1-2	.500	0	2	2	2.5	0	1	4	0	2	14	12.2	
North Carolina	01/11/2025	*	30:27	4-10	.400	2-5	.400	2-2	1.000	0	3	3	2.6	3	0	1	0	2	12	12.2	
at Virginia Tech	01/15/2025	*	32:11	6-14	.429	3-10	.300	2-2	1.000	0	2	2	2.5	1	3	2	0	1	17	12.5	
California	01/18/2025	*	34:13	7-13	.538	1-2	.500	3-3	1.000	1	4	5	2.7	1	0	0	0	2	18	12.8	
SMU	01/25/2025	*	33:15	3-13	.231	1-7	.143	4-4	1.000	1	5	6	2.8	2	2	0	0	3	11	12.7	
at Duke	01/27/2025	*	33:13	3-8	.375	2-4	.500	0-0	.000	0	2	2	2.8	2	1	1	1	2	8	12.5	
Clemson	02/01/2025	*	32:02	2-8	.250	0-2	.000	2-4	.500	1	6	7	3.0	1	4	1	0	4	6	12.1	
at California	02/05/2025	*	35:21	3-10	.300	1-5	.200	2-2	1.000	0	5	5	3.1	3	1	0	0	1	9	12.0	
at Stanford	02/08/2025	*	29:18	3-9	.333	2-4	.500	0-0	.000	0	3	3	3.1	0	2	0	0	1	8	11.8	
Louisville	02/12/2025	*	22:03	1-4	.250	1-4	.250	0-0	.000	0	2	2	3.0	1	1	1	0	2	3	11.5	
Boston College	02/15/2025	*	36:49	6-16	.375	2-8	.250	5-6	.833	2	1	3	3.0	4	1	1	1	4	19	11.8	
at North Carolina	02/19/2025	*	31:43	8-13	.615	2-6	.333	1-3	.333	0	2	2	3.0	4	0	1	0	0	19	12.0	
Wake Forest	02/22/2025	*	24:10	2-5	.400	1-3	.333	0-0	.000	0	1	1	2.9	4	2	2	0	0	5	11.8	
at Syracuse	02/26/2025	*	22:53	0-2	.000	0-0	.000	0-0	.000	0	2	2	2.9	2	2	1	0	0	0	11.4	
at Georgia Tech	03/01/2025	*	27:44	2-7	.286	0-2	.000	0-0	.000	0	2	2	2.9	1	3	2	0	1	4	11.1	
Pittsburgh	03/05/2025	*	25:33	1-6	.167	1-5	.200	2-2	1.000	0	1	1	2.8	3	2	2	0	1	5	10.9	
Totals			30	884:46	110-270	.407	41-128	.320	66-87	.759	10	74	84	2.8	57	49	52	8	42	327	10.9

### TAYLOR'S CAREER STATS

SEASON	TEAM	GP-GS	MIN/AVG	FG-FGA	FG%	3FG-3FGA	3FG%	FT-FTA	FT%	OFF	DEF	TOT	AVG	PF-FO	A	TO	BLK	STL	PTS	AVG
2021-22	Butler	33-20	804/24.4	85-224	.379	30-102	.294	69-90	.767	14	83	97	2.9	73-0	36	42	7	23	269	8.2
2022-23	Butler	32-22	966/30.2	135-331	.408	45-138	.326	97-126	.770	20	101	121	3.8	58-0	40	67	11	42	412	12.9
2023-24	NCSU	41-29	1119/27.3	143-346	.413	64-176	.364	108-143	.755	23	123	146	3.6	73-2	55	63	19	47	458	11.2
2024-25	NCSU	30-30	885/29.5	110-270	.407	41-128	.320	66-87	.759	10	74	84	2.8	57-0	49	52	8	42	327	10.9
TOTAL FOR NCSU		71-59	2004/28.2	253-616	.411	105-304	.345	174-230	.757	33	197	230	3.2	130-2	104	115	27	89	785	11.1
TOTAL		136-101	3775/27.8	473-1171	.404	180-544	.331	340-446	.762	67	381	448	3.3	261-2	180	224	45	154	1466	10.8



@PACKMENSBALL



# 10 MARCUS HILL, JR.

GUARD · SENIOR · 6-4 · 185 LBS. · ROCKFORD, IL · ROCKFORD CHRISTIAN (BOWLING GREEN)

## SEASON STATS

PPG	RPG	APG	FG%	3FG%	FT%
11.6	3.8	1.6	46.0	21.1	74.1

## HILL'S SINGLE-GAME BEST

### POINTS

Career..... 35, vs. Eastern Michigan (1/2/24)  
Season..... 23, vs. Florida State (12/7/24)  
ACC..... 23, vs. Florida State (12/7/24)

### REBOUNDS

Career..... 11, vs. Western Michigan (1/20/24)  
Season..... 9, vs UNC (1/11/25)  
ACC..... 9, vs UNC (1/11/25)

### FG MADE

Career..... 15, vs. Lipscomb (11/25/23)  
Season..... 10, vs UNC (1/11/25)  
ACC..... 10, vs UNC (1/11/25)

### FG ATTEMPTED

Career..... 26, vs. Western Michigan (1/20/24)  
Season..... 19, vs UNC (1/11/25)  
ACC..... 19, vs UNC (1/11/25)

### 3FG MADE

Career..... 4, vs. Kansas City (12/16/23)  
Season..... 2, vs. Notre Dame (1/8/25)  
ACC..... 2, vs. Notre Dame (1/8/25)

### 3FG ATTEMPTED

Career..... 8, vs. Kansas City (12/16/23)  
Season..... 5, vs. Notre Dame (1/8/25)  
ACC..... 5, vs. Notre Dame (1/8/25)

### FT MADE

Career..... 13, vs. Eastern Michigan (1/2/24)  
Season..... 8, vs. Florida State (12/7/24)  
ACC..... 8, vs. Florida State (12/7/24)

### FT ATTEMPTED

Career..... 17, vs. Eastern Michigan (1/2/24)  
Season..... 10, vs. Florida State (12/7/24)  
ACC..... 10, vs. Florida State (12/7/24)

### ASSISTS

Career..... 7, vs. Central Michigan (2/3/24)  
Season..... 6, vs. Rider (12/22/24)  
ACC..... 4, vs. Notre Dame (1/8/25)

### STEALS

Career..... 5, vs. Ball State (3/8/24)  
Season..... 2 (6x), last at Georgia Tech (3/1/25)  
ACC..... 2 (4x), last at Georgia Tech (3/1/25)

### BLOCKS

Career..... 1 (11x), last at Stanford (2/8/25)  
Season..... 1, at Stanford (2/8/25)  
ACC..... 1, at Stanford (2/8/25)

### MINUTES

Career..... 45, at Central Michigan (2/20/24)  
Season..... 36, vs. Notre Dame (1/8/25)  
ACC..... 36, vs. Notre Dame (1/8/25)

## MISC. STATS

Games with 10+ points ..... 46  
Games with 20+ points ..... 22  
Games with 10+ rebounds ..... 1  
Games with 3+ assists ..... 21  
Games with 2+ steals ..... 14  
Games with 2+ blocks ..... 0  
Double-Doubles ..... 1  
Games led NCSU in points ..... 9  
Games led NCSU in rebounds ..... 6  
Games led NCSU in assists ..... 5  
Games led NCSU in steals ..... 7  
Games led NCSU in blocks ..... 1

## NOTING HILL

- » Scored his 1,000th career point in the second half against Louisville on 2/12 ... achieved the milestone in just 58 games at the D1 level
- » Averaged 16.0 points per game in ACC play, shooting 50.6 percent from the field (40-for-79) through games dated 12/7 to 1/15
- » Averaged 15.2 points per game, going 50.5 percent from the field (54-for-107) and 32.7 minutes per game during games dated 12/4 to 1/11
- » Scored a season high 23 points in his ACC debut against Florida State on 12/7 to lead the team in scoring ... finished 7-of-12 from the floor and made 8-of-10 shots from the charity stripe
- » Made his NC State debut on 11/4 against USC Upstate ... Scored 14 points on 7-of-10 shooting in 20 minutes of action
- » Transferred to NC State in spring of 2024
- » Played last season at Bowling Green after two years at Southern Union State CC
- » Named All-MAC First Team after averaging 20.5 points per game
- » Scoring average led the MAC and ranked 27th in the NCAA
- » Was Named MAC Player of the Week four times (Nov. 27, Jan. 22, Feb. 12 and Feb. 26)
- » Finished season with 31 double-digit scoring performances, including 19 20-point performances and three 30-point games
- » Attempted a team-high 219 free throws, tied for 25th-most in the NCAA
- » Led team in assists (87) and steals (35) while being tied for third in rebounds (171)

## 2024-25 GAME-GAME STATS

Opponent	Date	GS	MIN	Total		3-Pointers		Free throws		Rebounds				PF	A	TO	BLK	STL	PTS	AVG
				FG-FGA	PCT	3FG-3FGA	PCT	FT-FTA	PCT	OFF	DEF	TOT	AVG							
USC Upstate	11/04/2024	*	20:01	7-10	.700	0-1	.000	0-3	.000	1	2	3	3.0	0	2	2	0	2	14	14.0
Presbyterian	11/08/2024	*	26:01	3-6	.500	0-1	.000	1-2	.500	2	1	3	3.0	3	5	1	0	1	7	10.5
Coastal Carolina	11/13/2024	*	28:59	4-7	.571	0-0	.000	1-3	.333	1	2	3	3.0	4	1	0	0	0	9	10.0
Colgate	11/18/2024	*	23:35	6-10	.600	0-0	.000	5-6	.833	2	3	5	3.5	2	1	3	0	0	17	11.8
William & Mary	11/22/2024	*	27:31	7-13	.538	1-3	.333	4-5	.800	1	3	4	3.6	2	2	0	0	2	19	13.2
vs Purdue	11/28/2024	*	20:56	2-7	.286	1-2	.500	0-0	.000	0	0	0	3.0	3	0	1	0	0	5	11.8
vs BYU	11/29/2024	*	14:58	1-5	.200	0-1	.000	2-3	.667	0	0	0	2.6	0	2	1	0	1	4	10.7
Texas	12/04/2024	*	34:21	7-11	.636	1-2	.500	1-4	.250	1	3	4	2.8	2	1	0	0	1	16	11.4
Florida St.	12/07/2024	*	32:46	7-12	.583	1-2	.500	8-10	.800	1	5	6	3.1	0	2	1	0	0	23	12.7
Coppin St.	12/10/2024	*	33:53	5-11	.455	0-2	.000	6-8	.750	1	4	5	3.3	2	1	1	0	1	16	13.0
at Kansas	12/14/2024	*	31:33	3-11	.273	0-0	.000	4-4	1.000	2	0	2	3.2	0	2	3	0	0	10	12.7
Rider	12/22/2024	*	30:01	4-8	.500	0-3	.000	3-4	.750	1	3	4	3.3	0	6	1	0	1	11	12.6
at Virginia	12/31/2024	*	27:37	5-11	.455	0-0	.000	2-2	1.000	3	5	8	3.6	3	2	1	0	1	12	12.5
at Wake Forest	01/04/2025	*	34:27	7-12	.583	0-0	.000	0-0	.000	0	3	3	3.6	2	3	2	0	0	14	12.6
Notre Dame	01/08/2025	*	35:47	6-12	.500	2-5	.400	1-1	1.000	0	3	3	3.5	1	4	0	0	0	15	12.8
North Carolina	01/11/2025	*	33:28	10-19	.526	0-2	.000	0-0	.000	6	3	9	3.9	1	1	1	0	2	20	13.3
at Virginia Tech	01/15/2025	*	34:38	5-13	.385	0-0	.000	2-2	1.000	2	3	5	3.9	1	2	1	0	0	12	13.2
California	01/18/2025	*	29:11	6-11	.545	0-0	.000	1-3	.333	1	4	5	4.0	4	2	1	0	1	13	13.2
SMU	01/25/2025	*	29:32	7-15	.467	0-0	.000	0-0	.000	2	0	2	3.9	1	1	0	0	2	14	13.2
at Duke	01/27/2025	*	32:40	1-10	.100	0-1	.000	2-3	.667	2	4	6	4.0	2	2	0	0	0	4	12.8
Clemson	02/01/2025	*	30:08	4-10	.400	0-1	.000	0-0	.000	3	1	4	4.0	1	1	1	0	0	8	12.5
at California	02/05/2025	*	34:23	8-14	.571	0-0	.000	4-4	1.000	1	7	8	4.2	0	0	1	0	0	20	12.9
at Stanford	02/08/2025	*	29:25	6-14	.429	0-2	.000	2-2	1.000	0	3	3	4.1	1	2	0	1	2	14	12.9
Louisville	02/12/2025	*	22:01	3-9	.333	1-3	.333	3-3	1.000	1	2	3	4.1	1	1	3	0	1	10	12.8
Boston College	02/15/2025	*	31:10	3-9	.333	0-3	.000	2-4	.500	1	5	6	4.2	2	0	0	0	1	8	12.6
at North Carolina	02/19/2025	*	17:48	1-4	.250	0-0	.000	0-0	.000	1	2	3	4.1	2	0	0	0	0	2	12.2
Wake Forest	02/22/2025	*	21:57	3-6	.500	1-2	.500	2-2	1.000	0	1	1	4.0	1	0	1	0	0	9	12.1
at Syracuse	02/26/2025	*	19:05	3-9	.333	0-1	.000	2-2	1.000	1	0	1	3.9	0	1	1	0	1	8	11.9
at Georgia Tech	03/01/2025	*	17:35	1-5	.200	0-0	.000	3-3	1.000	1	1	2	3.8	0	0	1	1	2	5	11.7
Pittsburgh	03/05/2025	*	17:17	4-8	.500	0-1	.000	2-2	1.000	0	2	2	3.8	4	0	0	0	0	10	11.6
Totals			25 822:45	139-302	.460	8-38	.211	63-85	.741	38	75	113	3.8	45	47	28	2	22	349	11.6

## HILL'S CAREER STATS

SEASON	TEAM	GP-GS	MIN/AVG	FG-FGA	FG%	3FG-3FGA	3FG%	FT-FTA	FT%	OFF	DEF	TOT	AVG	PF-FO	A	TO	BLK	STL	PTS	AVG
2023-24	BGSU	34-34	1234/36.3	255-575	.443	26-90	.289	162-219	.740	54	117	171	5.0	66-1	87	90	10	35	698	20.5
2024-25	NCSU	30-25	823/27.4	139-302	.460	8-38	.211	63-85	.741	38	75	113	3.8	45-0	47	28	2	22	349	11.6
TOTAL FOR NCSU		30-25	823/27.4	139-302	.460	8-38	.211	63-85	.741	38	75	113	3.8	45-0	47	28	2	22	349	11.6
TOTAL		64-59	2057/32.1	394-877	.449	34-128	.266	225-304	.740	92	192	284	4.4	111-1	134	118	12	57	1047	16.4



@PACKMENSBALL



# 11 DENNIS PARKER, JR.

GUARD · SOPHOMORE · 6-6 · 205 LBS. · RICHMOND, VA · JOHN MARSHALL

## SEASON STATS

PPG	RPG	APG	FG%	3FG%	FT%
2.9	2.3	0.7	37.5	25.0	41.7

## PARKER'S SINGLE-GAME BEST

### POINTS

Career..... 18, vs. Vanderbilt (11/23/23)  
Season..... 10, vs. Coppin State (12/10/24)  
ACC..... 15, vs. Virginia (1/6/24)

### REBOUNDS

Career..... 10, vs. UT Martin (12/12/23)  
Season..... 5 (4x), last vs. Boston College (2/15/25)  
ACC..... 7, at Syracuse (1/27/24)

### FG MADE

Career..... 7, vs. Vanderbilt (11/23/23)  
Season..... 4, vs. Coppin State (12/10/24)  
ACC..... 5, vs. Virginia (1/6/24)

### FG ATTEMPTED

Career..... 12, vs. UT Martin (12/12/23)  
Season..... 7 (2x), last vs. Boston College (2/15/25)  
ACC..... 8, vs. Virginia (1/6/24)

### 3FG MADE

Career..... 3, vs. Virginia (1/6/24)  
Season..... 2, vs. Coppin State (12/10/24)  
ACC..... 3, vs. Virginia (1/6/24)

### 3FG ATTEMPTED

Career..... 5 (2x), last vs. Virginia (1/6/24)  
Season..... 3 (3x), last vs. Boston College (2/15/25)  
ACC..... 5, vs. Virginia (1/6/24)

### FT MADE

Career..... 3 (2x), last at Louisville (1/13/24)  
Season..... 2 (2x), last vs. UNC (1/11/25)  
ACC..... 3, at Louisville (1/13/24)

### FT ATTEMPTED

Career..... 4 (5x), last vs. Rider (12/22/24)  
Season..... 4 (2x), last vs. Boston College (2/15/25)  
ACC..... 3, at Louisville (1/13/24)

### ASSISTS

Career..... 3, vs. Rider (12/22/24)  
Season..... 3, vs. Rider (12/22/24)  
ACC..... 2 (3x), last vs. Boston College (2/15/25)

### STEALS

Career..... 4, vs. Charleston Southern (11/17/23)  
Season..... 1 (10x), last at Cal (2/5/25)  
ACC..... 2, vs. Wake Forest (1/16/24)

### BLOCKS

Career..... 3, vs. UNC (1/11/25)  
Season..... 3, vs. UNC (1/11/25)  
ACC..... 3, vs. UNC (1/11/25)

### MINUTES

Career..... 33, vs. Vanderbilt (11/23/23)  
Season..... 26, vs. Coppin State (12/10/24)  
ACC..... 26, vs. North Carolina (1/10/24)

## MISC. STATS

Games with 10+ points	5
Games with 20+ points	0
Games with 10+ rebounds	1
Games with 3+ assists	1
Games with 2+ steals	3
Games with 2+ blocks	2
Double-Doubles	1
Games led NCSU in points	2
Games led NCSU in rebounds	4
Games led NCSU in assists	1
Games led NCSU in steals	5
Games led NCSU in blocks	7

## NOTING PARKER

- » Posted a double-double with 14 points and a career-high 10 rebounds in the win over UT Martin last season ... Double-double was the first by an NC State true freshman since Braxton Beverly (15 points/11 assists) had one vs. Jacksonville on 12/22/17
- » Named ACC Rookie of the Week on 11/27/23 for efforts previous week against Vanderbilt and BYU
- » Scored 18 points on 7-of-10 shooting, added 9 rebounds, 2 assists and 2 blocks vs. Vanderbilt
- » Had first double-digit game of career, finishing with 12 points vs. Charleston Southern on 11/17 ... also grabbed four rebounds and recorded a team-high four steals.
- » Consensus four-star recruit in Class of 2023 ... Ranked No. 94 overall recruit by Rivals.com and No. 97 overall recruit by On3
- » Richmond Times-Dispatch/Sports Backers Scholar-Athlete ... Ranked No. 6 in his class academically at John Marshall High School in Richmond, Va. ... National Honor Society inductee
- » Started on basketball team at John Marshall since freshman season ... Won state championship every year in high school that team participated in playoffs (Richmond city schools did not play in 2020-21 season)

## 2024-25 GAME-GAME STATS

Opponent	Date	GS	MIN	Total		3-Pointers		Free throws		Rebounds				PF	A	TO	BLK	STL	PTS	AVG
				FG-FGA	PCT	3FG-3FGA	PCT	FT-FTA	PCT	OFF	DEF	TOT	AVG							
USC Upstate	11/04/2024	11:29	1-3	.333	0-1	.000	0-0	.000	2	2	4	4.0	2	0	0	2	1	2	2.0	
Coastal Carolina	11/13/2024	02:18	0-0	.000	0-0	.000	0-0	.000	0	0	0	2.0	0	0	0	0	0	0	1.0	
Colgate	11/18/2024	16:05	0-2	.000	0-1	.000	1-2	.500	0	5	5	3.0	0	1	1	0	1	1	1.0	
William & Mary	11/22/2024	11:47	2-5	.400	1-1	1.000	0-0	.000	1	4	5	3.5	3	1	0	1	1	5	2.0	
vs Purdue	11/28/2024	05:50	0-2	.000	0-0	.000	0-0	.000	0	0	0	2.8	1	0	0	0	0	0	1.6	
vs BYU	11/29/2024	19:53	1-3	.333	1-2	.500	0-0	.000	0	2	2	2.7	1	0	0	0	0	3	1.8	
Texas	12/04/2024	04:10	0-0	.000	0-0	.000	0-2	.000	0	0	0	2.3	1	0	0	1	0	0	1.6	
Florida St.	12/07/2024	16:06	2-4	.500	0-2	.000	0-0	.000	1	3	4	2.5	2	2	1	0	1	4	1.9	
Coppin St.	12/10/2024	26:09	4-6	.667	2-3	.667	0-0	.000	2	2	4	2.7	3	2	0	0	1	10	2.8	
at Kansas	12/14/2024	16:19	0-3	.000	0-1	.000	0-2	.000	2	2	4	2.8	0	2	0	1	1	0	2.5	
Rider	12/22/2024	15:46	3-7	.429	0-3	.000	2-4	.500	2	3	5	3.0	2	3	0	0	1	8	3.0	
at Virginia	12/31/2024	19:31	1-5	.200	0-2	.000	0-0	.000	0	0	0	2.8	2	0	1	0	0	2	2.9	
at Wake Forest	01/04/2025	13:58	1-1	1.000	0-0	.000	0-0	.000	1	0	1	2.6	1	0	1	0	1	2	2.8	
Notre Dame	01/08/2025	08:46	1-2	.500	0-1	.000	1-2	.500	0	2	2	2.6	0	1	0	1	0	3	2.9	
North Carolina	01/11/2025	17:47	1-4	.250	0-2	.000	2-2	1.000	0	2	2	2.5	0	0	0	3	0	4	2.9	
at Virginia Tech	01/15/2025	16:31	3-4	.750	1-2	.500	1-2	.500	1	3	4	2.6	2	1	1	1	1	8	3.3	
California	01/18/2025	12:57	1-4	.250	0-1	.000	0-0	.000	2	2	4	2.7	0	1	1	1	1	0	2.3	
SMU	01/25/2025	16:18	0-3	.000	0-1	.000	0-0	.000	2	1	3	2.7	2	0	1	1	1	0	3.0	
at Duke	01/27/2025	09:54	0-1	.000	0-1	.000	0-0	.000	1	1	2	2.7	1	0	1	0	0	0	2.8	
Clemson	02/01/2025	03:35	0-1	.000	0-0	.000	1-2	.500	1	0	1	2.6	0	0	0	0	0	1	2.8	
at California	02/05/2025	06:17	0-0	.000	0-0	.000	0-0	.000	0	1	1	2.5	0	0	0	0	1	0	2.6	
at Stanford	02/08/2025	10:50	1-3	.333	0-1	.000	0-0	.000	0	1	1	2.5	0	1	1	0	0	2	2.6	
Boston College	02/15/2025	21:02	3-7	.429	0-3	.000	1-4	.250	0	5	5	2.6	2	2	2	1	0	7	2.8	
at North Carolina	02/19/2025	11:19	1-2	.500	1-2	.500	0-0	.000	0	1	1	2.5	0	0	0	2	0	3	2.8	
Wake Forest	02/22/2025	05:28	1-4	.250	1-3	.333	1-2	.500	1	0	1	2.4	3	0	1	0	1	4	2.8	
at Syracuse	02/26/2025	05:54	2-3	.667	1-2	.500	0-0	.000	1	0	1	2.4	1	0	1	0	0	5	2.9	
at Georgia Tech	03/01/2025	05:46	1-1	1.000	1-1	1.000	0-0	.000	0	1	1	2.3	0	1	0	0	0	3	2.9	
Totals		0	331:45	30-80	.375	9-36	.250	10-24	.417	20	43	63	2.3	29	18	13	15	12	79	2.9

## PARKER'S CAREER STATS

SEASON	TEAM	GP-GS	MIN/AVG	FG-FGA	FG%	3FG-3FGA	3FG%	FT-FTA	FT%	OFF	DEF	TOT	AVG	PF-FO	A	TO	BLK	STL	PTS	AVG
2023-24	NCSU	29-12	447/15.4	51-115	.443	12-39	.308	21-39	.538	35	58	93	3.2	33-0	11	19	7	21	135	4.7
2024-25	NCSU	27-0	332/12.3	30-80	.375	9-36	.250	10-24	.417	20	43	63	2.3	29-0	18	13	15	12	79	2.9
TOTAL		56-12	778/13.9	81-195	.415	21-75	.280	31-63	.492	55	101	156	2.8	62-0	29	32	22	33	214	3.8



@PACKMENSBALL





# 12 MICHAEL O'CONNELL

GUARD • GRAD • 6-2 • 195 LBS. • MINEOLA, NY • BLAIR ACADEMY (STANFORD)

## SEASON STATS

PPG	RPG	APG	FG%	3FG%	FT%
<b>6.4</b>	<b>2.8</b>	<b>3.6</b>	<b>35.4</b>	<b>31.0</b>	<b>66.7</b>

## O'CONNELL'S SINGLE-GAME BEST

### POINTS

Career.....22, vs. Arizona (2/11/23)  
Season.....16, vs. BYU (11/29/24)  
ACC.....16 (2x), last vs. Syracuse (3/13/24)

### REBOUNDS

Career.....11, vs. Duke (3/31/24)  
Season.....6 (2x), last at Virginia (12/31/24)  
ACC.....11, vs. Duke (3/31/24)

### FG MADE

Career.....7 (2x), last at Washington State (2/20/21)  
Season.....6, vs. BYU (11/29/24)  
ACC.....5 (3x), last vs. Virginia (3/15/24)

### FG ATTEMPTED

Career.....13 (2x), last vs. Wyoming (12/22/21)  
Season.....11, vs. BYU (11/29/24)  
ACC.....10, at Wake Forest (1/4/25)

### 3FG MADE

Career.....4 (2x), last vs. The Citadel (11/6/23)  
Season.....2 (7x), last at Syracuse (2/26/25)  
ACC.....3 (2x), last vs. Syracuse (3/13/24)

### 3FG ATTEMPTED

Career.....6 (3x), last vs Pitt (3/5/25)  
Season.....6 (2x), last vs Pitt (3/5/25)  
ACC.....6 (2x), last vs Pitt (3/5/25)

### FT MADE

Career.....8 (2x), last vs. Chicago State (1/25/23)  
Season.....6 (2x), last vs Pitt (3/5/25)  
ACC.....6, vs Pitt (3/5/25)

### FT ATTEMPTED

Career.....12, vs. Arizona (2/11/23)  
Season.....8, vs Pitt (3/5/25)  
ACC.....8, vs Pitt (3/5/25)

### ASSISTS

Career.....13, vs. Wake Forest (2/22/25)  
Season.....13, vs. Wake Forest (2/22/25)  
ACC.....13, vs. Wake Forest (2/22/25)

### STEALS

Career.....4 (2x), last at Santa Clara (11/12/21)  
Season.....2 (5x), last vs. Kansas (12/14/24)  
ACC.....3 (4x), last vs. Louisville (3/12/24)

### BLOCKS

Career.....1 (9x), last vs. SMU (1/25/25)  
Season.....1, vs. SMU (1/25/25)  
ACC.....1 (4x), last vs. SMU (1/25/25)

### MINUTES

Career.....52, at Washington State (2/20/21)  
Season.....38, vs Pitt (3/5/25)  
ACC.....39, vs. Duke (3/31/24)

## MISC. STATS

Games with 10+ points	32
Games with 20+ points	2
Games with 10+ rebounds	1
Games with 3+ assists	89
Games with 2+ steals	41
Games with 2+ blocks	0
Double-Doubles	0
Games led NCSU in points	2
Games led NCSU in rebounds	4
Games led NCSU in assists	30
Games led NCSU in steals	22
Games led NCSU in blocks	1

## NOTING O'CONNELL

- » Ranks 13th in the nation amongst all active D1 players and sixth amongst power four athletes for career assist-to-turnover ratio at 2.22 (522 assists vs. 235 turnovers)
- » Currently ranks third in the NCAA and first in the ACC in assist-to-turnover ratio at 3.57 (107 assists vs. 30 turnovers)
- » Dished out a career best 13 assists against Wake Forest on 2/22 ... ties for the second most in a game in the ACC this season
- » One of two returning starters and five scholarship players to return from last season's Final Four team
- » Led NC State in assists last season and 2.55 assist-to-turnover ratio was 3rd-best in ACC and ninth-best in program history
- » Was a 2024 ACC Tournament First-Team Selection; Avg. 13.2 points per game in tournament; had more double-digit scoring games in ACC Tournament (5) than he had in all of regular season (3 in 31 games)
- » Cemented a spot in NC State lore by making a buzzer-beating three-pointer to force overtime in ACC Tournament semifinals against Virginia ... Finished game against Cavaliers with 12 points, 3 assists and 1 block.
- » Pulled down career-high 11 rebounds in win over Duke in Elite 8 on 3/31
- » Tied season-high with 16 points (4-6 FGs, 3-3 3FG, 5-6 FTs), added 3 assists & 2 steals in win over Syracuse on 3/13
- » Scored season-high 16 points (5-9 FGs, 5-6 FTs) and added season-high tying 3 steals in win over Louisville on 3/12
- » Transferred to NC State after three seasons at Stanford ... Graduated from Stanford in three years with a degree in economics
- » Four-star prospect by 247Sports in Class of 2020 ... First prospect since recruiting databases began to be rated a top-100 recruit in both basketball & lacrosse ... Committed to play lacrosse at Maryland before deciding to play basketball in college

## 2024-25 GAME-GAME STATS

Opponent	Date	GS	MIN	Total		3-Pointers		Free throws		Rebounds				PF	A	TO	BLK	STL	PTS	AVG
				FG-FGA	PCT	3FG-3FGA	PCT	FT-FTA	PCT	OFF	DEF	TOT	AVG							
USC Upstate	11/04/2024	*	25:18	3-6	.500	2-4	.500	1-2	.500	0	3	3	3.0	2	6	1	0	2	9	9.0
Presbyterian	11/08/2024	*	31:59	4-7	.571	2-4	.500	1-2	.500	1	2	3	3.0	2	8	1	0	1	11	10.0
Coastal Carolina	11/13/2024	*	15:41	1-3	.333	0-0	.000	3-4	.750	1	2	3	3.0	3	2	0	0	2	5	8.3
Colgate	11/18/2024	*	25:59	1-2	.500	0-0	.000	0-0	.000	0	2	2	2.8	1	4	0	0	1	2	6.8
William & Mary	11/22/2024	*	30:24	3-7	.429	0-3	.000	1-2	.500	1	1	2	2.6	2	3	2	0	2	7	6.8
vs Purdue	11/28/2024	*	36:03	2-6	.333	1-3	.333	1-2	.500	1	2	3	2.7	2	6	0	0	1	6	6.7
vs BYU	11/29/2024	*	35:58	6-11	.545	2-4	.500	2-2	1.000	0	0	0	2.3	1	1	0	0	0	16	8.0
Texas	12/04/2024	*	33:15	1-8	.125	0-3	.000	1-3	.333	2	4	6	2.8	3	7	4	0	2	3	7.4
Florida St.	12/07/2024	*	35:38	3-5	.600	1-3	.333	1-4	.250	0	3	3	2.8	3	4	1	0	1	8	7.4
Coppin St.	12/10/2024	*	19:40	0-1	.000	0-1	.000	1-2	.500	0	2	2	2.7	2	1	1	0	1	1	6.8
at Kansas	12/14/2024	*	35:11	1-6	.167	0-3	.000	0-0	.000	0	2	2	2.6	2	1	2	0	2	2	6.4
Rider	12/22/2024	*	21:45	1-2	.500	0-0	.000	6-7	.857	1	3	4	2.8	1	5	0	0	0	8	6.5
at Virginia	12/31/2024	*	36:01	2-6	.333	2-6	.333	1-2	.500	0	6	6	3.0	0	4	1	0	0	7	6.5
at Wake Forest	01/04/2025	*	26:41	4-10	.400	2-4	.500	0-0	.000	1	3	4	3.1	2	2	1	0	1	10	6.8
Notre Dame	01/08/2025	*	31:48	2-7	.286	1-4	.250	0-0	.000	0	2	2	3.0	3	2	1	0	0	5	6.7
North Carolina	01/11/2025	*	35:07	3-9	.333	1-3	.333	2-2	1.000	0	1	1	2.9	1	4	1	0	1	9	6.8
at Virginia Tech	01/15/2025	*	25:20	1-3	.333	1-3	.333	2-2	1.000	0	2	2	2.8	4	5	1	0	1	5	6.7
California	01/18/2025	*	31:17	2-5	.400	0-0	.000	0-0	.000	0	1	1	2.7	3	0	0	0	1	4	6.6
SMU	01/25/2025	*	26:27	2-7	.286	1-3	.333	0-0	.000	1	2	3	2.7	1	2	1	1	0	5	6.5
at Duke	01/27/2025	*	23:12	4-7	.571	1-4	.250	0-0	.000	0	3	3	2.8	4	1	2	0	1	9	6.6
Clemson	02/01/2025	*	28:24	1-6	.167	1-4	.250	0-0	.000	0	3	3	2.8	1	2	2	0	0	3	6.4
at California	02/05/2025	*	27:24	2-6	.333	0-2	.000	2-2	1.000	0	1	1	2.7	2	3	0	0	1	6	6.4
at Stanford	02/08/2025	*	27:19	0-3	.000	0-0	.000	0-0	.000	2	2	4	2.7	3	0	0	0	1	0	6.1
Louisville	02/12/2025	*	19:20	1-6	.167	1-5	.200	0-0	.000	0	1	1	2.7	1	1	1	0	1	3	6.0
Boston College	02/15/2025	*	28:10	1-5	.200	1-2	.500	3-5	.600	1	3	4	2.7	1	6	0	0	2	6	6.0
at North Carolina	02/19/2025	*	34:52	3-8	.375	0-2	.000	2-2	1.000	0	2	2	2.7	4	1	1	0	3	8	6.1
Wake Forest	02/22/2025	*	35:41	3-7	.429	2-5	.400	1-2	.500	1	3	4	2.7	1	13	4	0	0	9	6.2
at Syracuse	02/26/2025	*	25:56	3-7	.429	2-4	.500	1-2	.500	0	2	2	2.7	0	1	0	0	1	9	6.3
at Georgia Tech	03/01/2025	*	28:11	0-5	.000	0-2	.000	0-0	.000	1	3	4	2.8	0	4	0	0	2	0	6.1
Pittsburgh	03/05/2025	*	38:12	3-7	.429	3-6	.500	6-8	.750	1	4	5	2.8	2	8	2	0	1	15	6.4
<b>Totals</b>			<b>30 876:13</b>	<b>63-178</b>	<b>.354</b>	<b>27-87</b>	<b>.310</b>	<b>38-57</b>	<b>.667</b>	<b>15</b>	<b>70</b>	<b>85</b>	<b>2.8</b>	<b>57</b>	<b>107</b>	<b>30</b>	<b>1</b>	<b>32</b>	<b>191</b>	<b>6.4</b>

## O'CONNELL'S CAREER STATS

SEASON	TEAM	GP-GS	MIN/AVG	FG-FGA	FG%	3FG-3FGA	3FG%	FT-FTA	FT%	OFF	DEF	TOT	AVG	PF-FO	A	TO	BLK	STL	PTS	AVG
2020-21	Stan	25-18	668/26.7	59-126	.468	12-36	.333	37-47	.787	11	64	75	3.0	37-1	71	39	3	32	167	6.7
2021-22	Stan	31-30	826/26.6	86-229	.376	24-83	.289	23-40	.575	9	75	84	2.7	52-0	111	63	1	32	219	7.1
2022-23	Stan	33-28	847/25.7	59-156	.378	11-37	.297	43-55	.782	21	60	81	2.5	50-1	103	52	1	29	172	5.2
2023-24	NCSU	41-22	1027/25.0	83-185	.449	30-80	.375	38-49	.776	25	114	139	3.4	66-0	130	51	3	36	234	5.7
2024-25	NCSU	30-30	876/29.2	63-178	.354	27-87	.310	38-57	.667	15	70	85	2.8	57-0	107	30	1	32	191	6.4
<b>TOTAL FOR NCSU</b>		<b>71-52</b>	<b>1903/26.8</b>	<b>146-363</b>	<b>.402</b>	<b>57-167</b>	<b>.341</b>	<b>76-106</b>	<b>.717</b>	<b>40</b>	<b>184</b>	<b>224</b>	<b>3.2</b>	<b>123-0</b>	<b>237</b>	<b>81</b>	<b>4</b>	<b>68</b>	<b>425</b>	<b>6.0</b>
<b>TOTAL</b>		<b>160-128</b>	<b>4244/26.5</b>	<b>350-874</b>	<b>.400</b>	<b>104-323</b>	<b>.322</b>	<b>179-248</b>	<b>.722</b>	<b>81</b>	<b>383</b>	<b>464</b>	<b>2.9</b>	<b>262-2</b>	<b>522</b>	<b>235</b>	<b>9</b>	<b>161</b>	<b>983</b>	<b>6.1</b>



@PACKMENSBALL





# 13 KJ KEATTS

GUARD · JUNIOR · 5-10 · 165 LBS. · CARY, NC · GRACE CHRISTIAN SCHOOL

### SEASON STATS

PPG	RPG	APG	FG%	3FG%	FT%
0.5	0.0	0.0	50.0	0.0	0.0

### KEATTS' SINGLE-GAME BEST

#### POINTS

Career ..... 1, vs. William & Mary (11/22/24)  
Season ..... 1, vs. William & Mary (11/22/24)  
ACC .....

#### REBOUNDS

Career ..... 1 (2x), last vs. The Citadel (11/6/23)  
Season .....  
ACC .....

#### FG MADE

Career ..... 1, vs. William & Mary (11/22/24)  
Season ..... 1, vs. William & Mary (11/22/24)  
ACC .....

#### FG ATTEMPTED

Career ..... 1 (4x), last William & Mary (11/22/24)  
Season ..... 1, vs. William & Mary (11/22/24)  
ACC .....

#### 3FG MADE

Career ..... 1, vs. Austin Peay (11/7/22)  
Season .....  
ACC .....

#### 3FG ATTEMPTED

Career ..... 1 (2x), last vs. Colgate (11/18/24)  
Season ..... 1, vs. Colgate (11/18/24)  
ACC .....

#### FT MADE

Career .....  
Season .....  
ACC .....

#### FT ATTEMPTED

Career .....  
Season .....  
ACC .....

#### ASSISTS

Career .....  
Season .....  
ACC .....

#### STEALS

Career .....  
Season .....  
ACC .....

#### BLOCKS

Career .....  
Season .....  
ACC .....

#### MINUTES

Career ..... 4, vs. Austin Peay (11/7/22)  
Season .....  
ACC ..... 1 (3x), last at Boston College (2/11/23)

### MISC. STATS

Games with 10+ points ..... 0  
Games with 20+ points ..... 0  
Games with 10+ rebounds ..... 0  
Games with 3+ assists ..... 0  
Games with 2+ steals ..... 0  
Games with 2+ blocks ..... 0  
Double-Doubles ..... 0  
Games led NCSU in points ..... 0  
Games led NCSU in rebounds ..... 0  
Games led NCSU in assists ..... 0  
Games led NCSU in steals ..... 0  
Games led NCSU in blocks ..... 0

### NOTING KEATTS

- » Scored first collegiate points against William & Mary on 11/22
- » ACC Honor Roll selection last season
- » Appeared in six games as a sophomore and nine games in freshman season
- » Attended Grace Christian School for junior and senior season, playing variety both seasons ... Helped lead Grace Christian to 19 wins as a senior and 14 wins as a junior in a COVID-shortened season
- » Was named Most Improved Player on the team following junior year
- » Attended Broughton High School as a freshman and sophomore ... Played on varsity team as a sophomore at Broughton
- » Son of Kevin and Georgette Keatts ... Born in Danville, Va., but also lived in Louisville, Ky., and Wilmington, N.C. while growing up.

### 2024-25 GAME-GAME STATS

Opponent	Date	GS	MIN	Total		3-Pointers		Free throws		Rebounds				PF	A	TO	BLK	STL	PTS	AVG
				FG-FGA	PCT	3FG-3FGA	PCT	FT-FTA	PCT	OFF	DEF	TOT	AVG							
USC Upstate	11/04/2024		02:07	0-0	.000	0-0	.000	0-0	.000	0	0	0	0.0	0	0	1	0	0	0	0.0
Colgate	11/18/2024		01:05	0-1	.000	0-1	.000	0-0	.000	0	0	0	0.0	1	0	0	0	0	0	0.0
William & Mary	11/22/2024		00:42	1-1	1.000	0-0	.000	0-0	.000	0	0	0	0.0	0	0	0	0	0	2	0.7
Rider	12/22/2024		00:48	0-0	.000	0-0	.000	0-0	.000	0	0	0	0.0	0	0	0	0	0	0	0.5
Totals		0	04:42	1-2	.500	0-1	.000	0-0	.000	0	0	0	0.0	1	0	1	0	0	2	0.5

### KEATTS' CAREER STATS

SEASON	TEAM	GP-GS	MIN/AVG	FG-FGA	FG%	3FG-3FGA	3FG%	FT-FTA	FT%	OFF	DEF	TOT	AVG	PF-FO	A	TO	BLK	STL	PTS	AVG
2022-23	NCSU	10-0	15/1.5	1-3	.333	1-1	1.000	1-2	.500	1	1	2	0.2	0-0	0	1	1	0	4	0.4
2023-24	NCSU	6-0	7/1.2	0-1	.000	0-0	.000	0-0	.000	0	1	1	0.2	1-0	0	0	0	0	0	0.0
2024-25	NCSU	4-0	4/1.1	1-1	1.000	0-0	.000	0-0	.000	0	1	1	0.3	0-0	0	1	0	0	2	0.5
TOTAL		20-0	26/1.3	2-5	.400	1-1	1.000	1-2	.500	1	3	4	0.2	1-0	0	2	1	0	6	0.3





22 JORDAN SNELL

GUARD · JUNIOR · 6-2 · 165 LBS. · CARY, NC · PANTHER CREEK

SEASON STATS

PPG	RPG	APG	FG%	3FG%	FT%
0.5	0.3	0.0	0.0	0.0	0.0

SNELL'S SINGLE-GAME BEST

**POINTS**  
Career ..... 3, vs. Austin Peay (11/7/22)  
Season .....  
ACC .....

**REBOUNDS**  
Career ..... 1 (3x), last vs. Colgate (11/18/24)  
Season ..... 1, vs. Colgate (11/18/24)  
ACC ..... 1, at Boston College (2/11/23)

**FG MADE**  
Career ..... 1 (2x), last vs. Rider (12/22/24)  
Season ..... 1, vs. Rider (12/22/24)  
ACC .....

**FG ATTEMPTED**  
Career ..... 1 (5x), last vs. Rider (12/22/24)  
Season ..... 1, vs. Rider (12/22/24)  
ACC ..... 1 (2x), last vs Florida State (2/11/23)

**3FG MADE**  
Career ..... 1, vs. Austin Peay (11/7/22)  
Season .....  
ACC .....

**3FG ATTEMPTED**  
Career ..... 1, vs. Austin Peay (11/7/22)  
Season .....  
ACC .....

**FT MADE**  
Career ..... 1, vs. William & Mary (11/29/22)  
Season .....  
ACC .....

**FT ATTEMPTED**  
Career ..... 2, vs. William & Mary (11/29/22)  
Season .....  
ACC .....

**ASSISTS**  
Career .....  
Season .....  
ACC .....

**STEALS**  
Career .....  
Season .....  
ACC .....

**BLOCKS**  
Career ..... 1, vs. Coppin State (12/6/22)  
Season .....  
ACC .....

**MINUTES**  
Career ..... 3 (3x), last vs. William & Mary (11/29/22)  
Season ..... 2, vs. USC Upstate (11/4/24)  
ACC ..... 1 (3x), last at Boston College (2/11/23)

MISC. STATS

Games with 10+ points ..... 0  
Games with 20+ points ..... 0  
Games with 10+ rebounds ..... 0  
Games with 3+ assists ..... 0  
Games with 2+ steals ..... 0  
Games with 2+ blocks ..... 0  
Double-Doubles ..... 0  
Games led NCSU in points ..... 0  
Games led NCSU in rebounds ..... 0  
Games led NCSU in assists ..... 0  
Games led NCSU in steals ..... 0  
Games led NCSU in blocks ..... 0

NOTING SNELL

- » ACC Honor Roll selection last season
- » Appeared in six games as a sophomore and 10 games as a freshman
- » Made collegiate debut on 11/7/22 vs. Austin Peay and made first career field goal attempt, making a three-pointer in closing minutes of the game.
- » Attended Panther Creek High School in Cary for final two years of high school ... Averaged 12 points, four assists and two rebounds per game as a senior at Panther Creek ... Helped lead the Catamounts to a 23-8 record and to the school's first ever NCHSAA 4A State Championship game appearance ... Named First-Team All-Conference
- » Son of Steve Snell, the director of operations/assistant coach for men's basketball at NC State, and Ann Snell ... Mother was a 2019 inductee into the Rio Grande Hall of Fame for her basketball career
- » Cousins with NBA players Stephen and Seth Curry
- » Born in New Orleans, La., but grew up all over the country, including Denver, Colo., San Jose, Calif., and Pickerington, Ohio.

2024-25 GAME-GAME STATS

Opponent	Date	GS	MIN	Total		3-Pointers		Free throws		Rebounds				PF	A	TO	BLK	STL	PTS	AVG
				FG-FGA	PCT	3FG-3FGA	PCT	FT-FTA	PCT	OFF	DEF	TOT	AVG							
USC Upstate	11/04/2024		01:38	0-0	.000	0-0	.000	0-0	.000	0	0	0	0.0	0	0	0	0	0	0	0.0
Colgate	11/18/2024		01:05	0-0	.000	0-0	.000	0-0	.000	0	1	1	0.5	0	0	1	0	0	0	0.0
William & Mary	11/22/2024		00:42	0-0	.000	0-0	.000	0-0	.000	0	0	0	0.3	0	0	0	0	0	0	0.0
Rider	12/22/2024		00:48	1-1	1.000	0-0	.000	0-0	.000	0	0	0	0.3	0	0	0	0	0	2	0.5
Totals		0	04:13	1-1	1.000	0-0	.000	0-0	.000	0	1	1	0.3	0	0	1	0	0	2	0.5

SNELL'S CAREER STATS

SEASON	TEAM	GP-GS	MIN/AVG	FG-FGA	FG%	3FG-3FGA	3FG%	FT-FTA	FT%	OFF	DEF	TOT	AVG	PF-FO	A	TO	BLK	STL	PTS	AVG
2022-23	NCSU	9-0	13/1.4	0-2	.000	0-1	.000	0-0	.000	0	1	1	0.1	2-0	0	3	0	0	0	0.0
2023-24	NCSU	6-0	8/1.4	0-0	.000	0-0	.000	0-0	.000	0	1	1	0.2	1-0	0	1	0	0	0	0.0
2024-25	NCSU	4-0	5/1.2	1-2	.500	0-1	.000	0-0	.000	0	0	0	0.0	1-0	0	1	0	0	2	0.5
TOTAL		19-0	26/1.4	1-4	.250	0-2	.000	0-0	.000	0	2	2	0.1	4-0	0	5	0	0	2	0.1



# 33 ISMAEL DIOUF

FORWARD • JUNIOR • 6-9 • 215 LBS. • QUEBEC, CANADA • CEGEP SAINT-JEAN-SUR-RICHELIEU

SEASON STATS

PPG	RPG	BPG	FG%	3FG%	FT%
2.2	1.4	0.2	47.2	14.3	44.4

DIOUF'S SINGLE-GAME BEST

POINTS	
Season	9, at Stanford (2/8/25)
ACC	9, at Stanford (2/8/25)

REBOUNDS	
Season	5, at Stanford (2/8/25)
ACC	5, at Stanford (2/8/25)

FG MADE	
Season	4, at Stanford (2/8/25)
ACC	4, at Stanford (2/8/25)

FG ATTEMPTED	
Season	8, at Stanford (2/8/25)
ACC	8, at Stanford (2/8/25)

3FG MADE	
Season	1, at Cal (2/5/25)
ACC	1, at Cal (2/5/25)

3FG ATTEMPTED	
Season	2, vs. Coastal Carolina (11/13/24)
ACC	1 (3x), last at Stanford (2/8/25)

FT MADE	
Season	2, vs UNC (1/11/25)
ACC	2, vs UNC (1/11/25)

FT ATTEMPTED	
Season	4, at Stanford (2/8/25)
ACC	4, at Stanford (2/8/25)

ASSISTS	
Season	2, at Stanford (2/8/25)
ACC	2, at Stanford (2/8/25)

STEALS	
Season	1, vs. Louisville (2/12/25)
ACC	1, vs. Louisville (2/12/25)

BLOCKS	
Season	1 (4x), last at Georgia Tech (3/1/25)
ACC	1 (4x), last at Georgia Tech (3/1/25)

MINUTES	
Season	24, at Cal (2/5/25)
ACC	24, at Cal (2/5/25)

MISC. STATS

Games with 10+ points	0
Games with 20+ points	0
Games with 10+ rebounds	0
Games with 3+ assists	0
Games with 2+ steals	0
Games with 2+ blocks	0
Double-Doubles	0
Games led NCSU in points	0
Games led NCSU in rebounds	0
Games led NCSU in assists	0
Games led NCSU in steals	0
Games led NCSU in blocks	0

NOTING DIOUF

- » Scored a career high seven points, shooting 75 percent from the floor (3-of-4) and 100 percent from the charity stripe at Virginia Tech on 1/15
- » Made his NC State debut on 11/23 against Coastal Carolina ... grabbed three rebounds and scored two points in just under eight minutes of action
- » Played freshman and sophomore years of eligibility at Laval College
- » Following sophomore season at Laval, was drafted first overall in the 2024 CEBL (Canadian Elite Basketball League) draft
- » Was first Québécois player to be selected first overall in CEBL history
- » Appeared in five games for the Alliance in summer of 2024, averaging 2.0 points and 1.0 rebound per game ...
- » Teammates at Alliance with former NCAA players Jordan Bowden (Tennessee), Ahmed Hill (Virginia Tech) and Chris Smith (UCLA).
- » As sophomore at Laval College, averaged 10.3 points and 6.5 rebounds per game ... Shot 56 percent from the field ...
- » Upped average to 18.3 points and 11.7 rebounds per game in the Final 8 Tournament to lead Laval to program's first national title ... Named MVP of CIAU Championship and was named Final 8 All-Star Team


2024-25 GAME-GAME STATS

Opponent	Date	GS	MIN	Total		3-Pointers		Free throws		Rebounds				PF	A	TO	BLK	STL	PTS	AVG
				FG-FGA	PCT	3FG-3FGA	PCT	FT-FTA	PCT	OFF	DEF	TOT	AVG							
Coastal Carolina	11/13/2024		07:39	1-4	.250	0-2	.000	0-0	.000	2	1	3	3.0	1	1	0	0	0	2	2.0
vs BYU	11/29/2024		03:07	0-1	.000	0-0	.000	0-0	.000	0	0	0	1.5	1	0	0	0	0	0	1.0
Coppin St.	12/10/2024		04:42	1-1	1.000	0-0	.000	0-0	.000	0	0	0	1.0	0	0	0	0	0	2	1.3
Rider	12/22/2024		06:52	1-2	.500	0-1	.000	0-0	.000	0	1	1	1.0	0	0	0	0	0	2	1.5
at Virginia	12/31/2024		13:24	1-1	1.000	0-0	.000	0-0	.000	3	1	4	1.6	2	1	0	0	0	2	1.6
at Wake Forest	01/04/2025		01:05	0-1	.000	0-0	.000	0-0	.000	0	0	0	1.3	0	0	0	0	0	0	1.3
Notre Dame	01/08/2025		05:04	1-1	1.000	0-0	.000	0-0	.000	1	1	2	1.4	0	0	0	0	0	2	1.4
North Carolina	01/11/2025		07:39	1-3	.333	0-1	.000	2-2	1.000	0	0	0	1.3	0	0	0	0	0	4	1.8
at Virginia Tech	01/15/2025		12:36	3-4	.750	0-0	.000	1-1	1.000	0	0	0	1.1	3	0	1	0	0	7	2.3
SMU	01/25/2025		02:09	0-0	.000	0-0	.000	0-0	.000	0	0	0	1.0	1	0	0	1	0	0	2.1
Clemson	02/01/2025		15:27	0-2	.000	0-0	.000	0-0	.000	0	3	3	1.2	1	0	0	1	0	0	1.9
at California	02/05/2025		24:13	3-4	.750	1-1	1.000	0-0	.000	0	3	3	1.3	2	0	1	1	0	7	2.3
at Stanford	02/08/2025		22:58	4-8	.500	0-1	.000	1-4	.250	0	5	5	1.6	2	2	0	0	0	9	2.8
Louisville	02/12/2025		04:17	0-0	.000	0-0	.000	0-2	.000	0	1	1	1.6	0	0	0	0	1	0	2.6
at North Carolina	02/19/2025		01:07	0-0	.000	0-0	.000	0-0	.000	0	0	0	1.5	1	0	0	0	0	0	2.5
Wake Forest	02/22/2025		01:51	0-0	.000	0-0	.000	0-0	.000	0	0	0	1.4	0	0	0	0	0	0	2.3
at Syracuse	02/26/2025		04:23	0-2	.000	0-1	.000	0-0	.000	1	0	1	1.4	2	0	1	0	0	0	2.2
at Georgia Tech	03/01/2025		04:58	1-2	.500	0-0	.000	0-0	.000	1	1	2	1.4	1	0	2	1	0	2	2.2
Totals		0	143:31	17-36	.472	1-7	.143	4-9	.444	8	17	25	1.4	17	4	5	4	1	39	2.2

DIOUF'S CAREER STATS

SEASON	TEAM	GP-GS	MIN/AVG	FG-FGA	FG%	3FG-3FGA	3FG%	FT-FTA	FT%	OFF	DEF	TOT	AVG	PF-FO	A	TO	BLK	STL	PTS	AVG
2024-25	NCSU	18-0	144/8.0	17-36	.472	1-7	.143	4-9	.444	8	17	25	1.4	17-0	4	5	4	1	39	2.2
TOTAL		18-0	144/8.0	17-36	.472	1-7	.143	4-9	.444	8	17	25	1.4	17-0	4	5	4	1	39	2.2





# 34 BEN MIDDLEBROOKS

FORWARD • SENIOR • 6-10 • 240 LBS. • FORT LAUDERDALE, FL • WESTMINSTER ACADEMY (CLEMSON)

## SEASON STATS

PPG **7.7** | RPG **4.2** | BPG **1.3** | FG% **45.1** | 3FG% **27.8** | FT% **73.6**

## MIDDLEBROOKS' SINGLE-GAME BEST

### POINTS

Career..... 21, vs. Texas Tech (3/21/24)  
Season..... 19, vs. Colgate (11/18/24)  
ACC..... 14, vs. Wake Forest (1/16/24)

### REBOUNDS

Career..... 14, vs UNC (1/11/25)  
Season..... 14, vs UNC (1/11/25)  
ACC..... 14, vs UNC (1/11/25)

### FG MADE

Career..... 6 (2x), last vs. Texas Tech (3/21/24)  
Season..... 6, vs. Presbyterian (11/8/24)  
ACC..... 5 (2x), last at Georgia Tech (3/1/25)

### FG ATTEMPTED

Career..... 10 (2x), last vs. Kansas (12/14/24)  
Season..... 10, vs. Kansas (12/14/24)  
ACC..... 9, vs UNC (1/11/25)

### 3FG MADE

Career..... 1 (6x), last vs Pitt (3/5/25)  
Season..... 1 (5x), last vs Pitt (3/5/25)  
ACC..... 1 (2x), last vs Pitt (3/5/25)

### 3FG ATTEMPTED

Career..... 3 (2x), last vs. Coastal Carolina (11/13/24)  
Season..... 3, vs. Coastal Carolina (11/13/24)  
ACC..... 3, vs. NC State (12/30/22)

### FT MADE

Career..... 9 (2x), last vs. Colgate (11/18/24)  
Season..... 9, vs. Colgate (11/18/24)  
ACC..... 8, vs. Syracuse (2/20/24)

### FT ATTEMPTED

Career..... 10 (2x), last vs. Texas Tech (3/21/24)  
Season..... 9 (2x), last vs. Coppin State (12/10/24)  
ACC..... 10, vs. Syracuse (2/20/24)

### ASSISTS

Career..... 3 (4x), last at Duke (1/27/25)  
Season..... 3 (3x), last at Duke (1/27/25)  
ACC..... 3, at Duke (1/27/25)

### STEALS

Career..... 3 (6x), last vs Pitt (3/5/25)  
Season..... 3 (4x), last vs Pitt (3/5/25)  
ACC..... 3 (4x), last vs Pitt (3/5/25)

### BLOCKS

Career..... 5, vs. William & Mary (11/22/24)  
Season..... 5, vs. William & Mary (11/22/24)  
ACC..... 3 (4x), last vs. Clemson (2/1/25)

### MINUTES

Career..... 32, vs UNC (1/11/25)  
Season..... 32, vs UNC (1/11/25)  
ACC..... 32, vs UNC (1/11/25)

## MISC. STATS

Games with 10+ points ..... 21  
Games with 20+ points ..... 1  
Games with 10+ rebounds ..... 2  
Games with 3+ assists ..... 3  
Games with 2+ steals ..... 19  
Games with 2+ blocks ..... 16  
Double-Doubles ..... 2  
Games led NCSU in points ..... 4  
Games led NCSU in rebounds ..... 9  
Games led NCSU in assists ..... 3  
Games led NCSU in steals ..... 12  
Games led NCSU in blocks ..... 24

## NOTING MIDDLEBROOKS

- » Ranks fifth in ACC in blocks, averaging 1.3 per game
- » Grabbed a career high 14 boards against UNC on 1/11/24
- » Posted a double-double (10 points, 10 rebounds) in the season opener vs USC Upstate on 11/4/24 to mark the second of his career
- » One of five returning scholarship players from last season
- » Scored a career-high 21 points and added 4 rebounds, 2 blocks & 2 steals in win over Texas Tech on 3/21
- » Scored 12 points and pulled down six rebounds while leading team with 3 steals and 2 blocks in win over Virginia on 3/15
- » Transferred to NC State in spring after two seasons at Clemson
- » His Career-high in points at Clemson was actually vs. the Pack, he scored 10 points against NC State on 12/30/22
- » Ranked as a four-star prospect coming out of Westminster Academy (Fla.) in class of 2021 ... Averaged 20.5 points and 13.6 rebounds per game as a senior.

## 2024-25 GAME-GAME STATS

Opponent	Date	GS	MIN	Total		3-Pointers		Free throws		Rebounds				PF	A	TO	BLK	STL	PTS	AVG
				FG-FGA	PCT	3FG-3FGA	PCT	FT-FTA	PCT	OFF	DEF	TOT	AVG							
USC Upstate	11/04/2024	*	20:30	5-8	.625	0-0	.000	0-1	.000	4	6	10	10.0	2	2	3	4	1	10	10.0
Presbyterian	11/08/2024		19:25	6-7	.857	1-1	1.000	3-4	.750	0	1	1	5.5	1	1	0	0	3	16	13.0
Coastal Carolina	11/13/2024		08:56	1-6	.167	0-3	.000	1-2	.500	0	0	0	3.7	2	0	0	0	0	3	9.7
Colgate	11/18/2024		16:04	5-8	.625	0-0	.000	9-9	1.000	1	3	4	3.8	3	1	0	3	2	19	12.0
William & Mary	11/22/2024		22:45	4-8	.500	0-0	.000	3-4	.750	3	4	7	4.4	4	3	1	5	2	11	11.8
vs Purdue	11/28/2024		17:53	3-5	.600	0-1	.000	3-5	.600	2	3	5	4.5	3	0	0	0	1	9	11.3
vs BYU	11/29/2024		16:21	1-4	.250	0-0	.000	2-2	1.000	3	1	4	4.4	4	2	1	0	1	4	10.3
Texas	12/04/2024	*	25:50	1-1	1.000	1-1	1.000	0-1	.000	1	2	3	4.3	3	3	1	1	1	3	9.4
Florida St.	12/07/2024	*	26:49	2-4	.500	0-0	.000	0-1	.000	2	2	4	4.2	4	1	2	2	1	4	8.8
Coppin St.	12/10/2024	*	20:20	3-6	.500	0-0	.000	7-9	.778	5	0	5	4.3	2	1	1	1	0	13	9.2
at Kansas	12/14/2024	*	31:01	4-10	.400	0-1	.000	6-10	.600	4	4	8	4.6	1	1	0	1	2	14	9.6
Rider	12/22/2024	*	19:47	4-5	.800	1-1	1.000	3-6	.500	0	3	3	4.5	1	0	2	3	1	12	9.8
at Wake Forest	01/04/2025	*	26:00	0-3	.000	0-1	.000	4-6	.667	0	1	1	4.2	4	1	1	1	0	4	9.4
Notre Dame	01/08/2025	*	23:04	2-5	.400	1-1	1.000	5-6	.833	1	3	4	4.2	4	0	1	3	1	10	9.4
North Carolina	01/11/2025	*	32:21	2-9	.222	0-2	.000	1-1	1.000	7	7	14	4.9	3	0	3	2	1	5	9.1
at Virginia Tech	01/15/2025	*	27:24	4-7	.571	0-0	.000	5-6	.833	1	1	2	4.7	4	1	0	0	3	13	9.4
California	01/18/2025	*	23:07	4-8	.500	0-1	.000	3-4	.750	1	3	4	4.6	3	0	2	1	0	11	9.5
SMU	01/25/2025	*	18:59	1-4	.250	0-1	.000	2-2	1.000	1	3	4	4.6	4	0	2	3	0	4	9.2
at Duke	01/27/2025	*	20:28	0-2	.000	0-0	.000	0-0	.000	1	2	3	4.5	2	3	1	1	1	0	8.7
Clemson	02/01/2025	*	27:40	2-7	.286	0-1	.000	0-0	.000	1	5	6	4.6	4	1	2	3	0	4	8.5
at California	02/05/2025	*	15:47	0-2	.000	0-0	.000	2-2	1.000	0	0	0	4.4	4	0	0	0	0	2	8.1
at Stanford	02/08/2025	*	12:56	0-4	.000	0-1	.000	3-4	.750	1	1	2	4.3	5	0	0	0	0	3	7.9
Louisville	02/12/2025		18:56	0-2	.000	0-0	.000	4-6	.667	2	1	3	4.2	2	0	1	0	0	4	7.7
Boston College	02/15/2025	*	27:52	3-4	.750	0-0	.000	0-0	.000	2	2	4	4.2	3	1	0	1	3	6	7.7
at North Carolina	02/19/2025	*	21:09	0-4	.000	0-1	.000	0-0	.000	0	1	1	4.1	2	3	1	1	0	0	7.4
Wake Forest	02/22/2025	*	27:17	2-3	.667	0-0	.000	6-7	.857	2	5	7	4.2	5	2	1	2	0	10	7.5
at Syracuse	02/26/2025	*	18:08	3-7	.429	0-0	.000	0-1	.000	0	5	5	4.2	4	0	2	0	0	6	7.4
at Georgia Tech	03/01/2025	*	17:24	5-6	.833	0-0	.000	3-4	.750	3	3	6	4.3	5	0	1	0	0	13	7.6
Pittsburgh	03/05/2025	*	28:17	2-4	.500	1-1	1.000	6-7	.857	1	1	2	4.2	5	1	1	1	3	11	7.7
<b>Totals</b>			<b>22 632:29</b>	<b>69-153</b>	<b>.451</b>	<b>5-18</b>	<b>.278</b>	<b>81-110</b>	<b>.736</b>	<b>49</b>	<b>73</b>	<b>122</b>	<b>4.2</b>	<b>93</b>	<b>28</b>	<b>30</b>	<b>39</b>	<b>27</b>	<b>224</b>	<b>7.7</b>

## MIDDLEBROOKS' CAREER STATS

SEASON	TEAM	GP-GS	MIN/AVG	FG-FGA	FG%	3FG-3FGA	3FG%	FT-FTA	FT%	OFF	DEF	TOT	AVG	PF-FO	A	TO	BLK	STL	PTS	AVG
2021-22	CU	26-4	168/6.5	13-22	.591	0-0	.000	5-8	.625	9	19	28	1.1	30-0	8	11	6	7	31	1.2
2022-23	CU	34-7	383/11.3	36-75	.480	0-6	.000	34-44	.773	36	57	93	2.7	71-2	13	18	13	18	106	3.1
2023-24	NCSU	41-3	667/16.3	71-146	.486	1-13	.077	90-122	.738	82	97	179	4.4	111-5	25	26	24	34	233	5.7
2024-25	NCSU	29-22	632/21.8	69-153	.451	5-18	.278	81-110	.736	49	73	122	4.2	93-4	28	30	39	27	224	7.7
<b>TOTAL FOR NCSU</b>		<b>70-25</b>	<b>1299/18.6</b>	<b>140-299</b>	<b>.468</b>	<b>6-31</b>	<b>.194</b>	<b>171-232</b>	<b>.737</b>	<b>131</b>	<b>170</b>	<b>301</b>	<b>4.3</b>	<b>204-9</b>	<b>53</b>	<b>56</b>	<b>63</b>	<b>61</b>	<b>457</b>	<b>6.5</b>
<b>TOTAL</b>		<b>130-36</b>	<b>1851/14.2</b>	<b>189-396</b>	<b>.477</b>	<b>6-37</b>	<b>.162</b>	<b>210-284</b>	<b>.739</b>	<b>176</b>	<b>246</b>	<b>422</b>	<b>3.2</b>	<b>305-11</b>	<b>74</b>	<b>85</b>	<b>82</b>	<b>86</b>	<b>594</b>	<b>4.6</b>



@PACKMENSBALL





2024-25 NC State Men's Basketball  
Combined Team Statistics  
All games

Page 1/1  
as of Mar 07, 2025

Game Records

Record	Overall	Home	Away	Neutral
ALL GAMES	12-18	12-6	0-10	0-2
CONFERENCE	5-14	5-5	0-9	0-0
NON-CONFERENCE	7-4	7-1	0-1	0-2

Score by Periods

Team	1st	2nd	OT	TOT
NC State	1022	1052	14	2088
Opponents	993	1114	4	2111

Team Box Score

No.	Player				Total		3-Point		F-Throw		Rebounds												
		GP-GS	MIN	AVG	FG-FGA	FG%	3FG-3FGA	3FG%	FT-FTA	FT%	OFF	DEF	TOT	AVG	PF	DQ	A	TO	BLK	STL	PTS	AVG	
10	HILL, Marcus	30-25	822:45	27.4	139-302	.460	8-38	.211	63-85	.741	38	75	113	3.8	45	0	47	28	2	22	349	11.6	
3	STYLES, Dontrez	30-28	783:31	26.1	122-282	.433	48-137	.350	36-50	.720	47	105	152	5.1	75	3	13	26	28	11	328	10.9	
8	TAYLOR, Jayden	30-30	884:46	29.5	110-270	.407	41-128	.320	66-87	.759	10	74	84	2.8	57	0	49	52	8	42	327	10.9	
34	MIDDLEBROOKS, Ben	29-22	632:29	21.8	69-153	.451	5-18	.278	81-110	.736	49	73	122	4.2	93	4	28	30	39	27	224	7.7	
1	HUNTLEY-HATFIELD, Brandon	25-10	486:33	19.5	62-126	.492	2-6	.333	50-63	.794	47	73	120	4.8	43	0	26	33	10	12	176	7.0	
12	O'CONNELL, Michael	30-30	876:13	29.2	63-178	.354	27-87	.310	38-57	.667	15	70	85	2.8	57	0	107	30	1	32	191	6.4	
5	PARKER, Trey	27-1	322:13	11.9	48-117	.410	20-56	.357	9-12	.750	16	22	38	1.4	37	0	30	26	4	14	125	4.6	
4	PASS, Breon	29-1	401:27	13.8	45-106	.425	24-60	.400	17-20	.850	8	31	39	1.3	19	0	33	20	3	12	131	4.5	
2	MCNEIL, JR., Paul	23-3	186:11	8.1	29-67	.433	13-38	.342	16-22	.727	17	13	30	1.3	15	0	18	6	2	6	87	3.8	
11	PARKER, JR., Dennis	27-0	331:45	12.3	30-80	.375	9-36	.250	10-24	.417	20	43	63	2.3	29	0	18	13	15	12	79	2.9	
33	DIOUF, Ismael	18-0	143:31	8.0	17-36	.472	1-7	.143	4-9	.444	8	17	25	1.4	17	0	4	5	4	1	39	2.2	
7	HEARD, Bryce	23-0	144:40	6.3	7-21	.333	2-10	.200	12-18	.667	4	16	20	0.9	13	0	6	3	0	5	28	1.2	
13	KEATTS, KJ	4-0	04:42	1.2	1-2	.500	0-1	.000	0-0	.000	0	0	0	0.0	1	0	0	1	0	0	2	0.5	
22	SNELL, Jordan	4-0	04:13	1.1	1-1	1.000	0-0	.000	0-0	.000	0	1	1	0.3	0	0	0	1	0	0	2	0.5	
Team											30	38	68					12					
Total		30	6025		743-1741	.427	200-622	.322	402-557	.722	309	651	960	32.0	501	7	379	286	116	196	2088	69.6	
Opponents		30	6025		755-1664	.454	186-545	.341	415-542	.766	318	760	1078	35.9	478	6	368	370	90	153	2111	70.4	

Team Statistics

	NCSU	OPP
Scoring	2088	2111
Points per game	69.6	70.4
Scoring margin	-0.8	-
Field goals-att	743-1741	755-1664
Field goal pct	.427	.454
3 point fg-att	200-622	186-545
3-point FG pct	.322	.341
3-pt FG made per game	6.7	6.2
Free throws-att	402-557	415-542
Free throw pct	.722	.766
F-Throws made per game	13.4	13.8
Rebounds	960	1078
Rebounds per game	32.0	35.9
Rebounding margin	-3.9	-
Assists	379	368
Assists per game	12.6	12.3
Turnovers	286	370
Turnovers per game	9.5	12.3
Turnover margin	+2.8	-
Assist/turnover ratio	1.3	1.0
Steals	196	153
Steals per game	6.5	5.1
Blocks	116	90
Blocks per game	3.9	3.0
Winning streak	1	-
Home win streak	3	-
Attendance	235140	107381
Home games-Avg/Game	18-13063	10-10738
Neutral site-Avg/Game	-	2-4000

Team Results

Date	Opponent		Score	Att.
11/04/2024	USC Upstate	W	97-66	15295
11/08/2024	Presbyterian	W	81-72	12949
11/13/2024	Coastal Carolina	W	82-70	12425
11/18/2024	Colgate	W	72-49	11692
11/22/2024	William & Mary	W	84-61	13219
11/28/2024	vs Purdue	L	61-71	4000
11/29/2024	vs BYU	L	61-72	4000
12/04/2024	Texas	L	59-63	13396
12/07/2024	Florida St.	Wot	84-74	12577
12/10/2024	Coppin St.	W	66-56	5500
12/14/2024	at Kansas	L	60-75	15300
12/22/2024	Rider	W	89-63	14289
12/31/2024	at Virginia	L	67-70	13875
01/04/2025	at Wake Forest	L	59-77	9633
01/08/2025	Notre Dame	W	66-65	13515
01/11/2025	North Carolina	L	61-63	19500
01/15/2025	at Virginia Tech	L	76-79	5634
01/18/2025	California	L	62-65	12881
01/25/2025	SMU	L	57-63	12728
01/27/2025	at Duke	L	64-74	9314
02/01/2025	Clemson	L	58-68	15299
02/05/2025	at California	L	62-74	3139
02/08/2025	at Stanford	L	73-74	4841
02/12/2025	Louisville	L	66-91	10029
02/15/2025	Boston College	W	70-62	13190
02/19/2025	at North Carolina	L	73-97	21750
02/22/2025	Wake Forest	W	85-73	15118
02/26/2025	at Syracuse	L	60-74	19404
03/01/2025	at Georgia Tech	L	62-87	4491
03/05/2025	Pittsburgh	W	71-63	11538



2024-25 NC State Men's Basketball  
Combined Team Statistics  
In Conference games

Game Records

Record	Overall	Home	Away	Neutral
ALL GAMES	5-14	5-5	0-9	0-0
CONFERENCE	5-14	5-5	0-9	0-0
NON-CONFERENCE	0-0	0-0	0-0	0-0

Score by Periods

Team	1st	2nd	OT	TOT
NC State	609	653	14	1276
Opponents	655	734	4	1393

Team Box Score

No.	Player				Total		3-Point		F-Throw		Rebounds											
		GP-GS	MIN	AVG	FG-FGA	FG%	3FG-3FGA	3FG%	FT-FTA	FT%	OFF	DEF	TOT	AVG	PF	DQ	A	TO	BLK	STL	PTS	AVG
3	STYLES, Dontrez	19-18	534:22	28.1	84-195	.431	35-99	.354	30-41	.732	36	72	108	5.7	43	2	7	20	15	10	233	12.3
10	HILL, Marcus	19-15	530:56	27.9	90-203	.443	5-23	.217	36-43	.837	26	54	80	4.2	27	0	24	15	2	13	221	11.6
8	TAYLOR, Jayden	19-19	582:54	30.7	65-171	.380	27-86	.314	35-45	.778	6	49	55	2.9	39	0	33	24	3	27	192	10.1
12	O'CONNELL, Michael	19-19	564:60	29.7	40-119	.336	20-62	.323	21-31	.677	8	47	55	2.9	36	0	63	19	1	18	121	6.4
34	MIDDLEBROOKS, Ben	18-17	413:37	23.0	32-85	.376	2-10	.200	44-57	.772	26	46	72	4.0	67	4	14	21	21	13	110	6.1
2	MCNEIL, JR., Paul	15-3	146:44	9.8	27-56	.482	11-32	.344	13-18	.722	14	7	21	1.4	10	0	15	6	1	6	78	5.2
1	HUNTLEY-HATFIELD, Brandon	14-3	245:09	17.5	23-52	.442	0-1	.000	24-28	.857	24	36	60	4.3	21	0	14	17	6	6	70	5.0
5	PARKER, Trey	17-0	199:55	11.8	31-78	.397	16-39	.410	7-8	.875	11	9	20	1.2	22	0	21	17	3	6	85	5.0
4	PASS, Breon	18-1	226:00	12.6	23-63	.365	14-41	.341	9-10	.900	3	16	19	1.1	8	0	21	14	2	7	69	3.8
11	PARKER, JR., Dennis	17-0	201:59	11.9	19-49	.388	5-24	.208	7-14	.500	11	23	34	2.0	16	0	9	12	10	6	50	2.9
33	DIOUF, Ismael	14-0	121:11	8.7	14-28	.500	1-4	.250	4-9	.444	6	15	21	1.5	15	0	3	5	4	1	33	2.4
7	HEARD, Bryce	14-0	57:13	4.1	4-10	.400	2-5	.400	4-10	.400	1	5	6	0.4	5	0	1	1	0	0	14	1.0
Team											21	18	39					9				
Total		19	3825		452-1109	.408	138-426	.324	234-314	.745	193	397	590	31.1	309	6	225	180	68	113	1276	67.2
Opponents		19	3825		495-1047	.473	122-325	.375	281-357	.787	185	491	676	35.6	273	2	239	209	64	95	1393	73.3

Team Statistics

	NCSU	OPP
Scoring	1276	1393
Points per game	67.2	73.3
Scoring margin	-6.2	-
Field goals-att	452-1109	495-1047
Field goal pct	.408	.473
3 point fg-att	138-426	122-325
3-point FG pct	.324	.375
3-pt FG made per game	7.3	6.4
Free throws-att	234-314	281-357
Free throw pct	.745	.787
F-Throws made per game	12.3	14.8
Rebounds	590	676
Rebounds per game	31.1	35.6
Rebounding margin	-4.5	-
Assists	225	239
Assists per game	11.8	12.6
Turnovers	180	209
Turnovers per game	9.5	11.0
Turnover margin	+1.5	-
Assist/turnover ratio	1.3	1.1
Steals	113	95
Steals per game	5.9	5.0
Blocks	68	64
Blocks per game	3.6	3.4
Winning streak	1	-
Home win streak	3	-
Attendance	136375	92081
Home games-Avg/Game	10-13638	9-10231
Neutral site-Avg/Game	-	0-0

Team Results

Date	Opponent		Score	Att.
12/07/2024	Florida St.	Wot	84-74	12577
12/31/2024	at Virginia	L	67-70	13875
01/04/2025	at Wake Forest	L	59-77	9633
01/08/2025	Notre Dame	W	66-65	13515
01/11/2025	North Carolina	L	61-63	19500
01/15/2025	at Virginia Tech	L	76-79	5634
01/18/2025	California	L	62-65	12881
01/25/2025	SMU	L	57-63	12728
01/27/2025	at Duke	L	64-74	9314
02/01/2025	Clemson	L	58-68	15299
02/05/2025	at California	L	62-74	3139
02/08/2025	at Stanford	L	73-74	4841
02/12/2025	Louisville	L	66-91	10029
02/15/2025	Boston College	W	70-62	13190
02/19/2025	at North Carolina	L	73-97	21750
02/22/2025	Wake Forest	W	85-73	15118
02/26/2025	at Syracuse	L	60-74	19404
03/01/2025	at Georgia Tech	L	62-87	4491
03/05/2025	Pittsburgh	W	71-63	11538

# 2024-25 NC STATE MEN'S BASKETBALL TV ROSTER



**0**

**Mike James**

G · 6-5 · 200 · R-JR  
Orlando, FL



**1**

**Brandon Huntley-Hatfield**

F · 6-10 · 240 · SR  
Clarksville, TN



**2**

**Paul McNeil**

G · 6-5 · 180 · FR  
Rockingham, NC



**3**

**Dontrez Styles**

G/F · 6-6 · 210 · SR  
Kinston, NC



**4**

**Breon Pass**

G · 6-1 · 175 · SR  
Reidsville, NC



**5**

**Trey Parker**

G · 6-1 · 165 · FR  
Fayetteville, NC



**7**

**Bryce Heard**


G · 6-6 · 170 · FR  
Chicago, IL



**8**

**Jayden Taylor**

G · 6-4 · 195 · SR  
Indianapolis, IN



**10**

**Marcus Hill**

G · 6-4 · 185 · SR  
Rockford, IL



**11**

**Dennis Parker, Jr.**

G · 6-6 · 205 · SO  
Richmond, VA



**12**

**Michael O'Connell**

G · 6-2 · 195 · GR  
Mineola, NY



**13**

**KJ Keatts**

G · 5-10 · 165 · JR  
Cary, NC



**22**

**Jordan Snell**


G · 6-2 · 165 · JR  
Cary, NC



**33**

**Ismaël Diouf**

F · 6-9 · 215 · JR  
Quebec, Canada



**34**

**Ben Middlebrooks**

F · 6-10 · 240 · SR  
Fort Lauderdale, FL



**Kevin Keatts**  
Head Coach  
Eighth Season



**Kareem Richardson**  
Associate HC  
Third Season



**Levi Watkins**  
Assistant Coach  
Third Season



**Brett Nelson**  
Assistant Coach  
First Season




**Steve Snell**  
Assistant Coach  
Fifth Season



**Larry Dixon**  
Assistant Coach  
Second Season



			<div>0</div> <div>MIKE JAMES   REDSHIRT JUNIOR   GUARD</div> <div>6-5   200   ORLANDO, FLA.   OAK RIDGE (LOUISVILLE)</div>									<div>LAST: DNP</div> <div>• Will miss beginning of season after knee scoped at end of October</div> <div>• Started all 64 Louisville games last two seasons</div> <div>• Averaged 12.6 pts/5.0 rebs and 1.5 ast last season at Louisville</div> <div>• Scored in double figures in 22 of 32 games for the Cards last season</div>			<div>CAREER HIGHS</div> <div>• P: 26 at Miami (1-10-24)</div> <div>• R: 10 UMBG (11-6-23)</div> <div>• A: 5 at Pitt (2-17-24)</div> <div>• S: 3 Cincinnati (11-23-22)</div>		
2024-25 RECORD			<div>1</div> <div>BRANDON HUNTLEY-HATFIELD   GRADUATE   FORWARD</div> <div>6-10   240   CLARKSVILLE, TENN.   SCOTLAND CAMPUS PREP (LOUISVILLE)</div>									<div>LAST: 3 pts, 3 rebs, 1 ast vs. Pitt</div> <div>• Honorable Mention All-ACC selection last season at Louisville</div> <div>• Averaged 12.9 pts/8.4 rebs last season at UofL; Rebs ranked 5th in ACC</div> <div>• Averaged 2.6 offensive rebounds per game which also ranked 5th in ACC</div> <div>• Scored in double figures in 20 games, including 6 games over 20 points</div>			<div>CAREER HIGHS</div> <div>• P: 29 Florida State (2-3-24)</div> <div>• R: 14 Chattanooga (11-10-23)</div> <div>• A: 4 2x; last vs. Louisville (2-12-25)</div> <div>• B: 3 3x; last at Ga Tech (2-25-23)</div>		
12-18 / 5-14 ACC			GS/GP	PPG	RPG	APG	BLKS	STLS	FG%	3P %	FT %						
			25/10	7.0	4.8	1.0	10	12	.492	.333	.794						
LAST GAME			<div>2</div> <div>PAUL McNEIL   FRESHMAN   GUARD</div> <div>6-5   180   ROCKINGHAM, N.C.   RICHMOND SENIOR</div>									<div>LAST: 1 reb, 1 stl in 8:16 of action vs. Pitt</div> <div>• Consensus four-star recruit in Class of 2024; No. 45 overall by ESPN</div> <div>• Scored 2,448 career points in HS</div> <div>• Set NC HS scoring record that had stood since 1950 with 71 pts on 1/16/24</div> <div>• Averaged 31.7 points per game last season at Richmond Senior HS</div>			<div>CAREER HIGHS</div> <div>• P: 24 Wake Forest (2-22-25)</div> <div>• R: 4 2x; last vs. WF (2-22-25)</div> <div>• A: 3 3x; last vs. WF (2-22-25)</div> <div>• S: 2 Louisville (2-12-25)</div>		
W, 71-63			GS/GP	PPG	RPG	APG	BLKS	STLS	FG%	3P %	FT %						
vs. Pitt			23/3	3.8	1.3	0.8	2	6	.433	.342	.727						
NEXT GAME			<div>3</div> <div>DONTREZ STYLES   SENIOR   GUARD/FORWARD</div> <div>6-6   210   KINSTON, N.C.   KINSTON (GEORGETOWN)</div>									<div>LAST: Double-Double (13pts/career-high tying 13 rebs), vs. Pitt</div> <div>• Averaged 12.8 points/5.8 rebs per game at Georgetown last season</div> <div>• Made 49 3s last year for the Hoyas, shooting 36.8% from 3</div> <div>• Scored in double figures 22x, including five games over 20 points</div> <div>• Signed with UNC and played 2 years for Tar Heels</div>			<div>CAREER HIGHS</div> <div>• P: 26 Mount St Mary's (11-18-23)</div> <div>• R: 13 2x; last vs. Pitt (3-5-25)</div> <div>• A: 4 2x; last vs Coppin St (12-12-23)</div> <div>• S: 2 8x; last vs UNC (1-11-25)</div>		
			GS/GP	PPG	RPG	APG	BLKS	STLS	FG%	3P %	FT %						
			30/28	10.9	5.1	0.4	28	11	.433	.350	.720						
HEAD COACH			<div>4</div> <div>BREON PASS   SENIOR   GUARD</div> <div>6-0   175   REIDSVILLE, N.C.   REIDSVILLE</div>									<div>LAST: 1st career start, tied career-high with 14 pts, 3 ast, 3 reb vs. Pitt</div> <div>• Veteran leader who has spent entire career at NC State</div> <div>• First double-digit scoring game of career in 1st game this season (14 vs. USC Upstate)</div> <div>• Two-sport star in HS; was also four-star prospect in FB</div>			<div>CAREER HIGHS</div> <div>• P: 14 2x; last vs. Pitt (3-5-25)</div> <div>• R: 7 Nebraska (12-1-21)</div> <div>• A: 4 4x; last at Virginia Tech (1-15-25)</div> <div>• S: 2 5x; last vs Notre Dame (1-8-25)</div>		
Kevin Keatts NCSU: 151-112 / 8th CAR: 223-140 / 11th			GS/GP	PPG	RPG	APG	BLKS	STLS	FG%	3P %	FT %						
			29/1	4.5	1.3	1.1	3	12	.425	.400	.850						
ASSISTANT COACH			<div>5</div> <div>TREY PARKER   FRESHMAN   GUARD</div> <div>6-1   165   FAYETTEVILLE, N.C.   OVERTIME ELITE</div>									<div>LAST: played 1:48 vs. Pitt</div> <div>• Spent last two seasons of high school at Overtime Elite</div> <div>• Averaged 11.1 pts/4.8 reb/3.2 ast/2.3 stl per game at OTE last year</div> <div>• Tremendous leaping ability and insane dunker</div> <div>• Has over 566K followers on instagram &amp; 639K followers on tiktok</div>			<div>CAREER HIGHS</div> <div>• P: 19 Stanford (2-8-25)</div> <div>• R: 5 Coastal Carolina (11-13-24)</div> <div>• A: 5 Stanford (2-8-25)</div> <div>• S: 2 2x; last at UNC (2-19-25)</div>		
Kareem Richardson			GS/GP	PPG	RPG	APG	BLKS	STLS	FG%	3P %	FT %						
Levi Watkins			27/1	4.6	1.4	1.1	4	14	.410	.357	.750						
Brett Nelson			<div>7</div> <div>BRYCE HEARD   FRESHMAN   GUARD</div> <div>6-5   170   CHICAGO, ILL.   HOMEWOOD-FLOSSMOOR</div>									<div>LAST: 1 reb vs. Pitt in 5:54 of action</div> <div>• Four-star recruit who reclassified up to class of 2024</div> <div>• One of youngest players in CBB; turned 18 in Oct. (2nd youngest in ACC)</div> <div>• Led HS to first state title in program history</div> <div>• Had 21 pts/10 reb double-double in state championship game</div>			<div>CAREER HIGHS</div> <div>• P: 8 USC Upstate (11-4-24)</div> <div>• R: 5 USC Upstate (11-4-24)</div> <div>• A: 2 Coastal Carolina (11-13-24)</div> <div>• S: 2 Coastal Carolina (11-13-24)</div>		
Larry Dixon			GS/GP	PPG	RPG	APG	BLKS	STLS	FG%	3P %	FT %						
Steve Snell			23/0	1.2	0.9	0.3	0	5	.333	.200	.667						
2024-25 SCHEDULE			<div>8</div> <div>JAYDEN TAYLOR   SENIOR   GUARD</div> <div>6-4   195   INDIANAPOLIS, IND.   PERRY MERIDIAN</div>									<div>LAST: 5 pts, 2 ast, 1 reb, 1 stl vs. Pitt</div> <div>• One of two returning starters for NC State this season</div> <div>• Averaged 11.2 points &amp; 3.6 rebounds per game last season</div> <div>• Made 64 3s last season while also leading team in FT attempts (143)</div> <div>• Scored in double figures 22x, including 6 games over 20</div>			<div>CAREER HIGHS</div> <div>• P: 28 at Pitt (3-9-24)</div> <div>• R: 9 Syracuse (3-13-24)</div> <div>• A: 5 2x; last at Virginia Tech (12-31-24)</div> <div>• S: 5 Presbyterian (11-8-24)</div>		
DATE	OPPONENT	RESULT	GS/GP	PPG	RPG	APG	BLKS	STLS	FG%	3P %	FT %						
11.4	USC Upstate	W, 97-66	30/30	10.9	2.8	1.6	8	42	.407	.320	.759						
11.8	Presbyterian	W, 81-72	<div>10</div> <div>MARCUS HILL   SENIOR   GUARD</div> <div>6-4   185   ROCKFORD, ILL.   ROCKFORD CHRISTIAN (BOWLING GREEN)</div>									<div>LAST: 10 pts, 2 rebs vs. Pitt</div> <div>• All-MAC First Team selection last season at Bowling Green</div> <div>• Averaged 20.5 ppg., to lead MAC</div> <div>• Had 31 double-digit scoring games, including 19 over 20 and 3 over 30</div> <div>• Also led BG in assists (87) and steals (35) and was 3rd in rebounding (171)</div>			<div>CAREER HIGHS</div> <div>• P: 35 Eastern Michigan (1-2-24)</div> <div>• R: 11 Western Michigan (1-20-24)</div> <div>• A: 7 Central Michigan (2-3-24)</div> <div>• S: 5 Ball State (3-8-24)</div>		
11.13	Coastal Carolina	W, 82-70	GS/GP	PPG	RPG	APG	BLKS	STLS	FG%	3P %	FT %						
11.18	Colgate	W, 72-49	30/25	11.6	3.8	1.6	2	22	.460	.211	.741						
11.22	William & Mary	W, 84-61	<div>11</div> <div>DENNIS PARKER, JR.   SOPHOMORE   GUARD</div> <div>6-6   205   RICHMOND, VA.   JOHN MARSHALL</div>									<div>LAST: DNP</div> <div>• Only freshman on last year's team</div> <div>• Worked way into starting lineup during season, starting 11 straight games</div> <div>• Named ACC Rookie of the Week on Nov. 27</div> <div>• Was 1st NC State FR in 5 years to post a double-double</div>			<div>CAREER HIGHS</div> <div>• P: 18 Vanderbilt (11-23-23)</div> <div>• R: 10 UT Martin (12-12-23)</div> <div>• A: 3 Rider (12-22-24)</div> <div>• S: 4 Charleston So. (11-17-23)</div>		
11.28	vs. #13 Purdue	L, 61-71	GS/GP	PPG	RPG	APG	BLKS	STLS	FG%	3P %	FT %						
11.29	vs. BYU	L, 61-72	27/0	2.9	2.3	0.7	15	12	.375	.250	.417						
12.4	Texas	L, 59-63	<div>12</div> <div>MICHAEL O'CONNELL   GRADUATE   GUARD</div> <div>6-2   195   MINEOLA, N.Y.   BLAIR ACADEMY (STANFORD)</div>									<div>LAST: team-high 15 pts, 8 ast, 5 rebs. vs. Pitt</div> <div>• One of two returning starters for NC State this season</div> <div>• Led NC State in assists last season</div> <div>• 2.55 assist-turnover ratio was 3rd in ACC &amp; 9th-best in program history</div> <div>• Named First-Team All-ACC Tournament last season</div>			<div>CAREER HIGHS</div> <div>• P: 22 Arizona (2-11-23)</div> <div>• R: 11 Duke (3-31-24)</div> <div>• A: 13 Wake Forest (2-22-25)</div> <div>• S: 4 2x; last at Santa Clara (11-12-21)</div>		
12.7	Florida State	W, 84-74, ot	GS/GP	PPG	RPG	APG	BLKS	STLS	FG%	3P %	FT %						
12.10	Coppin State	W, 66-56	30/30	6.4	2.8	3.6	1	32	.354	.310	.667						
12.14	at #10 Kansas	L, 60-75	<div>13</div> <div>KJ KEATTS   JUNIOR   GUARD</div> <div>5-10   165   CARY, N.C.   GRACE CHRISTIAN</div>									<div>LAST: DNP</div> <div>• Walk-on who is entering his third year with the program</div> <div>• ACC Honor Roll selection last season</div> <div>• Has appeared in 15 games in career</div> <div>• Son of head coach Kevin Keatts</div>			<div>CAREER HIGHS</div> <div>• P: 2 William &amp; Mary (11-22-24)</div> <div>• R: 1 The Citadel (11-6-23)</div> <div>• A:</div> <div>• S:</div>		
12.22	Rider	W, 89-63	GS/GP	PPG	RPG	APG	BLKS	STLS	FG%	3P %	FT %						
12.31	at Virginia	L, 67-70	4/0	0.5	0.0	0.0	0	0	.500	.000	-						
1.4	at Wake Forest	L, 59-77	<div>22</div> <div>JORDAN SNELL   JUNIOR   GUARD</div> <div>6-2   165   CARY, N.C.   PANTHER CREEK</div>									<div>LAST: DNP</div> <div>• Walk-on who is entering his third year with the program</div> <div>• ACC Honor Roll selection last season</div> <div>• Has appeared in 16 games in career</div> <div>• Son of assistant coach Steve Snell</div>			<div>CAREER HIGHS</div> <div>• P: 3 Austin Peay (11-7-22)</div> <div>• R: 1 3x; last at Boston Coll (11-21-23)</div> <div>• A:</div> <div>• S:</div>		
1.8	Notre Dame	W, 66-65	GS/GP	PPG	RPG	APG	BLKS	STLS	FG%	3P %	FT %						
1.11	North Carolina	L, 61-63	4/0	0.5	0.3	0.0	0	0	1.000	-	-						
1.15	at Virginia Tech	L, 76-79	<div>33</div> <div>ISMAËL DIOUF   JUNIOR   FORWARD</div> <div>6-9   215   QUÉBEC, CANADA   CEGEP SAINT-JEAN-SUR-RICHELIEU (LAVAL COLLEGE)</div>									<div>LAST: DNP</div> <div>• Played at Laval College last two years</div> <div>• Led Laval to program's first national title last season</div> <div>• Averaged 10.3 pts &amp; 6.5 rebounds per game</div> <div>• Was 1st overall selection in 2024 Canadian Elite Basketball League draft</div>			<div>CAREER HIGHS</div> <div>• P: 9 Stanford (2-8-25)</div> <div>• R: 5 Stanford (2-8-25)</div> <div>• A: 2 Stanford (2-8-25)</div> <div>• B: 1 4x; last at GT (3/1/25)</div>		
1.18	California	L, 62-65	GS/GP	PPG	RPG	APG	BLKS	STLS	FG%	3P %	FT %						
1.25	SMU	L, 57-63	18/0	2.2	1.4	0.2	4	1	.472	.143	.444						
1.27	at Duke	L, 64-74	<div>34</div> <div>BEN MIDDLEBROOKS   SENIOR   FORWARD</div> <div>6-10   240   FORT LAUDERDALE, FLA.   WESTMINSTER ACADEMY (CLEMSON)</div>									<div>LAST: 11 pts, 3 stl, 1 blk, 1 ast vs. Pitt</div> <div>• Played in all 41 games for NC State last season</div> <div>• Averaged 5.7 points and 4.4 rebounds per game</div> <div>• Led team with 82 offensive rebounds</div> <div>• Led team in scoring twice, in rebounds 5x and blocks 12x</div>			<div>CAREER HIGHS</div> <div>• P: 21 Texas Tech (3-21-24)</div> <div>• R: 14 North Carolina (1-11-25)</div> <div>• A: 3 4x; last at UNC (2-19-25)</div> <div>• B: 5 William &amp; Mary (11-22-24)</div>		
2.1	Clemson	L, 58-68	GS/GP	PPG	RPG	APG	BLKS	STLS	FG%	3P %	FT %						
2.5	at California	L, 62-74	29/22	7.7	4.2	1.0	39	27	.451	.278	.736						
2.8	at Stanford	L, 73-74															
2.12	Louisville	L, 66-91															
2.15	Boston College	W, 70-62															
2.19	at North Carolina	L, 73-97															
2.22	Wake Forest	W, 85-73															
2.26	at Syracuse	L, 60-74															
3.1	at Georgia Tech	L, 62-87															
3.5	Pitt	W, 71-63															
3.8	at Miami																
CONTACT																	
CONTACT: Craig Hammel																	
EMAIL: cwhamme2@ncsu.edu																	
CELL: (317) 292-0858																	