



# MIAMI FOOTBALL

## GAMEDAY INFO

**Date:** Saturday, September 13, 2025

**Time:** 4:30 p.m.

**Location:** Miami Gardens, Fla.

**Stadium:** Hard Rock Stadium (64,767)

**Series History:** Miami leads, 5-1

**Miami / Miami Gardens:** Miami leads, 2-1

**Tampa:** Miami leads, 4-0

**Neutral Site:** N/A

**Last Meeting:** Miami won, 50-15 (Sept. 21, 2024)

**Television:** The CW

**Talent:** Thom Brennaman (pxp), Will Blackmon (color),

Wes Bryant (sideline)

**Radio:** 104.3 WQAM

**Talent:** Joe Zagacki, Don Bailey, Jr., Josh Darrow

**Spanish Radio:** Radio Libre 790 AM

**Talent:** Alfredo Alvarez, Joe Martinez

## SCHEDULE (OVERALL: 2-0, ACC: 0-0)

|                 | OPPONENT          | TV       | TIME/RESULT  |
|-----------------|-------------------|----------|--------------|
| August (1-0)    |                   |          |              |
| 31              | NOTRE DAME        | ABC      | W, 27-24     |
| September (1-0) |                   |          |              |
| 6               | BETHUNE           | ACCNX    | W, 45-3      |
| 13              | USF               | The CW   | 4:30 p.m.    |
| 20              | FLORIDA           | ABC/ESPN | 7 PM/7:30 PM |
| October (0-0)   |                   |          |              |
| 4               | at Florida State* | ESPN     | TBA          |
| 17              | LOUISVILLE*       | ESPN/2   | 7:00 p.m.    |
| 25              | STANFORD*         | TBA      | TBA          |
| November (0-0)  |                   |          |              |
| 1               | at SMU*           | TBA      | TBA          |
| 8               | SYRACUSE*         | TBA      | TBA          |
| 15              | NC STATE*         | TBA      | TBA          |
| 22              | at Virginia Tech* | TBA      | TBA          |
| 29              | at Pittsburgh*    | TBA      | TBA          |

**BOLD CAPS** - home game at Hard Rock Stadium

\* - ACC game

All times Eastern and subject to change

## ATHLETIC COMMUNICATIONS

**Primary Contact:** Camron Ghorbi, Associate AD / Comm.

Phone: 786-877-7329 | Email: c.ghorbi@miami.edu

**Secondary Contact:** James Knable, Associate Director / Comm.

Phone: 412-316-6919 | Email: jamesknable@miami.edu

## CANES SOCIAL

**Official X:** @CanesFootball | @MiamiHurricanes

**Official Instagram:** @CanesFootball | @MiamiHurricanes

**Official Facebook:** /CanesFootball | /MiamiHurricanes

## THE MATCHUP

### #5/#6 Miami (2-0, 0-0 ACC)

**Head Coach:** Mario Cristobal (Miami, '93)

**Record at Miami:** 24-16

**Career Record:** 86-76

**Record vs. USF:** 2-0



-vs-

### #18/#23 USF (2-0, 0-0 AAC)

**Head Coach:** Alex Golesh (Ohio State, '06)

**Record at USF:** 16-12

**Career Record:** 16-12

**Record vs. Miami:** 0-1



## QUICK HITS

- The Miami Hurricanes continue their fourth season under the direction of head coach **Mario Cristobal** on Sat., Sept. 13 at Hard Rock Stadium against USF. Kickoff is set for 4:30 p.m.

- Miami posted its first 10-win season since 2017 and only its second 10-win season in the last 20 years in 2024. The Hurricanes also finished the season undefeated at home for the first time since 2002 (6-0).

- The Hurricanes are coming off a 45-3 win over Bethune-Cookman on Sept. 6 to improve to 2-0 for the fourth straight season. QB **Carson Beck** threw for 267 yards and two touchdowns in the victory.

- The Hurricanes opened 2025 with a thrilling 27-24 win over #6/#6 Notre Dame in their season opener on Aug. 31. A sold-out crowd saw Miami earn its first top-10 win since a 2017 victory, also over the Irish.

- Miami topped USF, 50-15, in the 2024 matchup between the two teams in Tampa, Fla., on Sept. 21.

## 2025 STATISTICS

| Miami      |                           | Opponents  |
|------------|---------------------------|------------|
| 36.0       | Points Per Game           | 13.5       |
| 51         | First Downs               | 32         |
| 166.5      | Rush Yards / Game         | 92.5       |
| 274.5      | Pass Yards / Game         | 160.0      |
| 6.6        | Total Yards / Play        | 4.6        |
| 441.0      | Total Offense / Game      | 252.5      |
| 2-57       | Kick Returns - Yards      | 1-15       |
| 3-20       | Punt Returns - Yards      | 2-9        |
| 2-0        | Fumbles - Lost            | 3-2        |
| 50.5       | Penalty Yard Avg. / Game  | 17.5       |
| 65.0       | Kickoff Average           | 64.4       |
| 31:01      | Time of Possession / Game | 28:59      |
| 42%        | 3rd Down Percentage       | 28%        |
| 50%        | 4th Down Percentage       | 0%         |
| 4-32       | Sacks By / Yards          | 3-13       |
| 8/9 (89%)  | Red Zone Scores           | 4/5 (80%)  |
| 6/9 (67%)  | Red Zone TDs              | 3/5 (60%)  |
| 9/9 (100%) | PAT Attempts              | 3/3 (100%) |

## STORYLINES + NOTABLES

- #5/#6 Miami continues its fourth season under head coach **Mario Cristobal** with a matchup against USF at Hard Rock Stadium on Saturday, Sept. 13. Kickoff is set for 4:30 p.m. on The CW, 104.3 WQAM, Radio Libre 790 AM and WVUM 90.5 FM.

- The Hurricanes entered the season ranked in the top 10 of both the Associated Press and Coaches Polls, checking in at No. 10 in both rankings, and rose to No. 5 in the AP and No. 7 in the Coaches Poll after a 27-24 win over Notre Dame in their opener. Following its win over Bethune-Cookman, Miami moved up one spot to No. 6 by coaches and stayed put in the AP.

- Among UM's top newcomers is QB **Carson Beck**, who arrived from Georgia via transfer portal. Beck, who missed spring practices while recovering from UCL surgery, has a 26-3 (.896) record as a starting FBS quarterback, the best of any active player (minimum five games).

## MIAMI FOOTBALL: BY THE NUMBERS

185

\* QB **Carson Beck** has not thrown an interception over his last 185 pass attempts, the third-longest FBS streak.

3

\* WR **CJ Daniels** became the first player since 2000 to record three receiving TDs in his first two games at Miami.

15

\* QB **Carson Beck** completed 15 straight passes Sept. 6, besting Vinny Testaverde's previous UM record of 14.

# WEEK 3: MEDIA SCHEDULE

## MONDAY

3 p.m. - 4 p.m.

head coach/  
coordinators press  
conferences

## TUESDAY

11:30 a.m. - 1 p.m.

student-athlete  
interviews (Zoom)

## WEDNESDAY

11:30 a.m. - 1 p.m.

student-athlete  
interviews (Zoom)

## THURSDAY

no media access

## FRIDAY

no media access

### MIAMI ATHLETICS COMMUNICATIONS STAFF

Camron Ghorbi (primary media contact)

Cell: 786-877-7329

Email: c.ghorbi@miami.edu

Twitter: @CamronGhorbi

James Knable (secondary media contact)

Cell: 412-316-6919

Email: jamesknable@miami.edu

Twitter: @JamesKnable\_

Carter Toole

Cell: 615-598-8540

Email: carter.toole@miami.edu

Twitter: @CanesCarter

Website: [www.MiamiHurricanes.com](http://www.MiamiHurricanes.com)

Twitter: @MiamiHurricanes | @CanesFootball

Mailing Address: 5821 San Amaro Drive, Coral Gables, FL 33146



## UNIVERSITY OF MIAMI QUICK FACTS

### UNIVERSITY INFORMATION

|  |  |
|--|--|
| Location                               | Coral Gables, Fla.   |
| Enrollment                             | 19,593   |
| Founded                                | 1925   |
| Nickname                               | Hurricanes   |
| Colors                                 | Orange, Green and White                                      |
| Acting President and CEO               | Joe Echevarria   |
| Vice President / Director of Athletics | Dan Radakovich   |
| Faculty Athletics Representative       | Dr. Alexis Piquero   |
| Conference                             | Atlantic Coast Conference                                    |
| Stadium / Capacity                     | Hard Rock Stadium / 65,326                                   |
| Website                                | <a href="http://MiamiHurricanes.com">MiamiHurricanes.com</a> |
| Mailing Address                        | 5821 San Amaro Drive, Coral Gables, FL 33146                 |

### COACHING STAFF


|                 |                       |
|-----------------|-----------------------|
| Head Coach      | Mario Cristobal       |
| Record at Miami | 24-16 (fourth season) |
| Career Record   | 85-76 (13h season)    |

|  |                 |
|--|-----------------|
| Offensive Coordinator / Quarterbacks                 | Shannon Dawson  |
| Defensive Coordinator / Linebackers                  | Corey Hetherman |
| Assistant Head Coach / Offensive Line                | Alex Mirabal    |
| Defensive Passing Game Coordinator / Defensive Backs | Zac Etheridge   |
| Assistant Coach / Wide Receivers                     | Kevin Beard     |
| Assistant Coach / Safeties                           | Will Harris     |
| Assistant Coach / Defensive Tackles                  | Damione Lewis   |
| Assistant Coach / Running Backs                      | Matt Merritt    |
| Assistant Coach / Defensive Line                     | Jason Taylor    |
| Assistant Coach / Tight Ends                         | Cody Woodiel    |
| Assistant Coach / Special Teams                      | Danny Kalter    |
| Football Strength & Conditioning Coordinator         | Ervin Young     |

|                          |                   |
|--------------------------|-------------------|
| Senior Analyst / Offense | Mike Cassano      |
| Senior Analyst / Offense | Max Drisko        |
| Senior Analyst / Offense | Landon Hoefer     |
| Senior Analyst / Defense | Brett Holinka     |
| Senior Analyst / Defense | Juan Navarro, Jr. |
| Senior Analyst / Defense | Todd Stroud       |

|                         |                  |
|-------------------------|------------------|
| Analyst / Offense       | Jack Clark       |
| Analyst / Offense       | Nate Crutchfield |
| Analyst / Offense       | Danny Hajjar     |
| Analyst / Offense       | Cody Orgeron     |
| Analyst / Offense       | Donovan Varner   |
| Analyst / Offense       | Will Vlachos     |
| Analyst / Defense       | Jordan Huxtable  |
| Analyst / Defense       | Terry Jefferson  |
| Analyst / Defense       | Sabbath Joseph   |
| Analyst / Defense       | Parker Orgeron   |
| Analyst / Special Teams | Isa Ferras       |
| Analyst / Special Teams | Clay James       |

## GAME DAY MEDIA INFORMATION: MIAMI HURRICANES FOOTBALL



- All media credential requests should be made through Camron Ghorbi, Associate AD /

Communications, and James Knable, Associate Director / Communications.

- Written media attending games at Hard Rock Stadium should take the press elevator to the "2M" level, where all press seating is located. Radio and TV booths are also on the 2M level.
- The University of Miami athletics communications staff reserves the right to revoke any and all media credentials if a violation of policy occurs; full information and media policies are available on [MiamiHurricanes.com](http://MiamiHurricanes.com) under the "MEDIA" tab on the football page.



# MIAMI HURRICANES NUMERICAL ROSTER

| #  | NAME                            | POS. | HT   | WT  | CL.       | HOMETOWN (Previous) (High School)                          |
|----|---------------------------------|------|------|-----|-----------|--|
| 0  | Keelan Marion                   | WR   | 6-0  | 195 | 6-Y R-Sr. | Atlanta, Ga. (BYU) (UConn) (Palmetto Prep)                 |
| 0  | Keionte Scott                   | DB   | 6-0  | 195 | 6-Y R-Sr. | San Diego, Calif. (Auburn) (Snow College) (Helix)          |
| 1  | Mohamed Toure                   | LB   | 6-2  | 235 | 7-Y R-Jr. | Pleasantville, N.J. (Rutgers) (Pleasantville)              |
| 1  | Joshisa "JoJo" Trader           | WR   | 6-1  | 182 | 2-Y So.   | Opa-Locka, Fla. (Chaminade Madonna)                        |
| 2  | Damari Brown                    | DB   | 6-2  | 195 | 3-Y R-So. | Fort Lauderdale, Fla. (American Heritage)                  |
| 2  | Jordan Lyle                     | RB   | 6-0  | 205 | 2-Y So.   | Fort Lauderdale, Fla. (St. Thomas Aquinas)                 |
| 3  | Akheem Mesidor                  | DL   | 6-3  | 265 | 6-Y R-Sr. | Ottawa, Ontario (West Virginia) (Clearwater Acad [Fla.]    |
| 3  | Joshua Moore                    | WR   | 6-4  | 215 | 1-Y Fr.   | Miami, Fla. (West Broward)                                 |
| 4  | Rueben Bain, Jr.                | DL   | 6-3  | 270 | 3-Y Jr.   | Miami, Fla. (Miami Central)                                |
| 4  | Mark Fletcher, Jr.              | RB   | 6-2  | 225 | 3-Y Jr.   | Fort Lauderdale, Fla. (American Heritage)                  |
| 5  | Nathaniel "Ray Ray" Joseph, Jr. | WR   | 5-10 | 180 | 3-Y Jr.   | Miami, Fla. (Miami Edison)                                 |
| 5  | Justin Scott                    | DL   | 6-4  | 303 | 2-Y So.   | Chicago, Ill. (St. Ignatius Prep)                          |
| 6  | CharMar "Marty" Brown           | RB   | 5-11 | 220 | 3-Y R-So. | Omaha, Neb. (North Dakota State) (Creighton Prep)          |
| 6  | Xavier Lucas                    | DB   | 6-2  | 198 | 2-Y So.   | Pompano Beach, Fla. (Wisconsin) (American Heritage)        |
| 7  | CJ Daniels                      | WR   | 6-2  | 205 | 6-Y R-Sr. | Lilburn, Ga. (LSU) (Liberty) (Parkview)                    |
| 7  | Zechariah Poyser                | DB   | 6-2  | 200 | 3-Y R-So. | Wildwood, Fla. (Jacksonville State) (Wildwood)             |
| 8  | Emory Williams                  | QB   | 6-5  | 225 | 3-Y R-So. | Milton, Fla. (Milton)                                      |
| 8  | Jakobe Thomas                   | DB   | 6-2  | 200 | 5-Y R-Sr. | Tallahoma, Tenn. (Tennessee) (MTSU) (Tallahoma)            |
| 9  | Malik Bryant                    | DL   | 6-2  | 240 | 3-Y Jr.   | Orlando, Fla. (Jones)                                      |
| 9  | Elija Lofton                    | TE   | 6-2  | 242 | 2-Y So.   | Las Vegas, Nev. (Bishop Gorman)                            |
| 10 | Raul "Popo" Aguirre, Jr.        | LB   | 6-2  | 240 | 3-Y Jr.   | Fayetteville, Ga. (Whitewater)                             |
| 10 | Malachi Toney                   | WR   | 5-11 | 188 | 1-Y Fr.   | Miami, Fla. (American Heritage)                            |
| 11 | Carson Beck                     | QB   | 6-4  | 225 | 6-Y R-Sr. | Jacksonville, Fla. (Mandarin) (Georgia)                    |
| 11 | David Blay, Jr.                 | DL   | 6-4  | 305 | 5-Y R-Sr. | Levittown, Pa. (La. Tech) (West Chester) (Harry S. Truman) |
| 12 | Ny Carr                         | WR   | 6-0  | 185 | 2-Y R-Fr. | Moultrie, Ga. (Colquitt County)                            |
| 12 | Marquise Lightfoot              | DL   | 6-5  | 230 | 2-Y So.   | Chicago, Ill. (Kenwood Academy)                            |
| 13 | Bryce Fitzgerald                | DB   | 6-1  | 185 | 1-Y Fr.   | Miami, Fla. (Christopher Columbus)                         |
| 13 | Daylyn Upshaw                   | WR   | 6-0  | 195 | 1-Y Fr.   | Phenix City, Ala. (Central)                                |
| 14 | Hayden Lowe                     | DL   | 6-5  | 255 | 1-Y Fr.   | Los Angeles, Calif. (Oaks Christian)                       |
| 15 | Judd Anderson                   | QB   | 6-7  | 230 | 2-Y R-Fr. | Warner Robins, Ga. (Warner Robins)                         |
| 16 | Jaboree Antoine                 | DB   | 6-1  | 180 | 1-Y Fr.   | New Iberia, La. (Westgate)                                 |
| 16 | Luke Nickel                     | QB   | 6-2  | 220 | 1-Y Fr.   | Milton, Ga. (Milton)                                       |
| 17 | Tony Johnson                    | WR   | 5-10 | 185 | 5-Y R-Sr. | Ocala, Fla. (Cincinnati) (FAU) (Vanguard)                  |
| 17 | Bobby Washington, Jr.           | LB   | 6-3  | 225 | 3-Y R-So. | Miami, Fla. (Miami Palmetto)                               |
| 18 | Armondo Blount                  | DL   | 6-4  | 265 | 2-Y So.   | Fort Lauderdale, Fla. (Miami Central)                      |
| 18 | Joe Borchers                    | QB   | 6-3  | 230 | 3-Y R-So. | Sarasota, Fla. (Riverview)                                 |
| 18 | Vinny Gonzalez                  | QB   | 6-2  | 200 | 1-Y Fr.   | Miami, Fla. (Christopher Columbus)                         |
| 18 | Chance Robinson                 | WR   | 6-2  | 205 | 2-Y So.   | Fort Lauderdale, Fla. (St. Thomas Aquinas)                 |
| 19 | Charles "Chuck" Brantley        | DB   | 6-0  | 170 | 5-Y R-Sr. | Sarasota, Fla. (Michigan State) (Venice)                   |
| 19 | Brock Schott                    | TE   | 6-3  | 245 | 1-Y Fr.   | Leo, Ind. (Leo)  |
| 20 | Chris Ewald, Jr.                | DB   | 6-1  | 175 | 1-Y Fr.   | Sunrise, Fla. (Chaminade Madonna)                          |
| 20 | Terrell Walden II               | RB   | 5-9  | 180 | 4-Y R-Jr. | Winter Garden, Fla. (West Orange)                          |
| 21 | Jaylin Alderman                 | LB   | 6-1  | 230 | 5-Y R-Sr. | Valdosta, Ga. (Louisville) (Valdosta)                      |
| 22 | Girard Pringle, Jr.             | RB   | 5-10 | 190 | 1-R Fr.   | Tampa, Fla. (Armwood)                                      |
| 22 | Cam "Bobby" Pruitt              | LB   | 6-2  | 210 | 2-Y So.   | Theodore, Ala. (Theodore)                                  |
| 23 | Dylan Day                       | DB   | 6-0  | 185 | 2-Y So.   | Baton Rouge, La. (Southern University Lab)                 |
| 24 | Ethan O'Connor                  | DB   | 6-1  | 180 | 3-Y R-So. | Irvine, Calif. (Washington State) (Los Alamitos)           |
| 25 | Jadais Richard                  | DB   | 6-1  | 195 | 4-Y Sr.   | West Monroe, La. (Vanderbilt) (West Monroe)                |
| 25 | Chris Wheatley-Humphrey         | RB   | 6-0  | 200 | 2-Y R-Fr. | Dania Beach, Fla. (South Broward)                          |
| 27 | Ryan Mack                       | DB   | 5-11 | 175 | 2-Y R-Fr. | Fort Lauderdale, Fla. (St. Thomas Aquinas)                 |
| 28 | Isaiah Taylor                   | DB   | 5-11 | 200 | 5-Y R-Sr. | Fort Lauderdale, Fla. (Arizona) (St. Thomas Aquinas)       |
| 29 | Romanas "O.J." Frederique, Jr.  | DB   | 6-0  | 185 | 2-Y So.   | Fort Lauderdale, Fla. (St. Thomas Aquinas)                 |
| 30 | Kellen Wiley, Jr.               | LB   | 6-4  | 235 | 1-Y Fr.   | Tampa, Fla. (Armwood)                                      |
| 31 | Wesley Bissainthe               | LB   | 6-1  | 230 | 4-Y Sr.   | Miami, Fla. (Miami Central)                                |
| 32 | Kamal Bonner                    | LB   | 6-2  | 215 | 3-Y R-So. | Moultrie, Ga. (NC State) (Colquitt County)                 |
| 33 | Booker Pickett, Jr.             | DL   | 6-3  | 230 | 2-Y R-Fr. | Tampa, Fla. (Wharton)                                      |
| 33 | Nick Thomas                     | WR   | 5-8  | 170 | 2-Y R-Fr. | Missouri City, Texas (Ridgepoint)                          |
| 34 | Adarius Hayes                   | LB   | 6-4  | 230 | 2-Y So.   | Largo, Fla. (Largo)  |
| 35 | Herbert "Third" Scroggins III   | DL   | 6-3  | 245 | 1-Y Fr.   | Savannah, Ga. (Benedictine Military School)                |
| 35 | Jack Whitehouse                 | RB   | 5-10 | 195 | 2-Y R-Fr. | Miami, Fla. (Gulliver Prep)                                |
| 36 | Nick Kelly                      | DB   | 5-10 | 195 | 4-Y R-Sr. | Santa Rosa, Calif. (Cardinal Newman)                       |
| 37 | Henry Pikus                     | WR   | 6-2  | 175 | 4-Y R-Jr. | Miami, Fla. (UC Santa Cruz) (Milton Academy)               |

NO





# MIAMI HURRICANES NUMERICAL ROSTER

| NAME | POS                    | HT | WT   | YR-CL | HOMETOWN (PREVIOUS SCHOOL) (HIGH SCHOOL)                           |
|------|------------------------|----|------|-------|--|
| 37   | Amari Wallace          | DB | 5-10 | 180   | 1-Y Fr. Miami, Fla. (Miami Central)                                |
| 38   | Carter Davis           | K  | 6-0  | 220   | 5-Y R-Sr. East Fort Lauderdale, Fla. (FAU) (Western)               |
| 39   | Casey Rizzi            | LB | 6-0  | 225   | 2-Y R-Fr. Metairie, La. (Metairie Park)                            |
| 40   | Briton Allen           | DB | 6-0  | 190   | 7-Y Grad. Orlando, Fla. (Utah) (USC) (IMG Academy)                 |
| 40   | Brennan Burton         | WR | 6-0  | 205   | 2-Y R-Fr. Virginia Beach, Va. (Norfolk Christian)                  |
| 41   | Chase Smith            | LB | 6-2  | 240   | 5-Y R-Sr. Palm Bay, Fla. (Bayside)                                 |
| 42   | Artavius Jones         | DL | 6-3  | 305   | 2-Y R-Fr. Blountstown, Fla. (Blountstown)                          |
| 43   | Andrew Cohen           | WR | 6-2  | 205   | 5-Y R-Sr. Mahopac, N.Y. (Mahopac)                                  |
| 43   | Tyler Rowe             | DB | 5-11 | 185   | 4-Y R-Jr. Loganville, Ga. (Georgia Tech) (Grayson)                 |
| 44   | Cole McConathy II      | DL | 6-5  | 250   | 2-Y So. Spanish Fort, Ala. (Spanish Fort)                          |
| 44   | Owen Ruskavich         | TE | 6-7  | 255   | 3-Y R-So. Great Falls, Va. (St. John's College High School [D.C.]) |
| 45   | Bert Auburn            | K  | 6-0  | 185   | 5-Y R-Sr. Flower Mound, Texas (Texas) (Flower Mound)               |
| 45   | Braylon Lamar          | LB | 6-0  | 215   | 3-Y R-So. Cary, N.C. (Panther Creek)                               |
| 46   | Adam Booker            | LS | 6-4  | 215   | 4-Y R-Jr. Holly Springs, N.C. (Middle Creek) (Charlotte)           |
| 46   | Dylan Reiman           | TE | 6-6  | 245   | 2-Y R-Fr. Jupiter, Fla. (Dwyer)                                    |
| 47   | Stone Stroud           | DB | 5-8  | 160   | 2-Y R-Fr. Coral Gables, Fla. (Palmer Trinity School)               |
| 48   | Andres Williams        | DB | 5-10 | 175   | 2-Y R-Fr. Miami, Fla. (Palmer Trinity School)                      |
| 52   | James Brockermeier     | OL | 6-3  | 295   | 5-Y R-Sr. Fort Worth, Texas (TCU) (Alabama) (All Saints Episcopal) |
| 52   | Jack McManus           | LB | 6-2  | 230   | 4-Y R-Jr. Wallingford, Conn. (Merrimack) (Choate Rosemary Hall)    |
| 54   | Michael Donovan        | LS | 6-3  | 210   | 5-Y R-Sr. Beverly Hills, Mich. (Michigan State) (Seaholm)          |
| 54   | Ezekiel Marcelin, Jr.  | LB | 5-11 | 230   | 1-Y Fr. Miami, Fla. (Miami Central)                                |
| 55   | Nino Francavilla       | OL | 6-2  | 300   | 2-Y So. Ontario, Canada (Cheshire Academy [Conn.])                 |
| 55   | Mykah Newton           | DL | 6-3  | 275   | 1-Y Fr. Gainesville, Fla. (Newberry)                               |
| 61   | Francis Mauigoa        | OL | 6-6  | 335   | 3-Y Jr. 'Ili'ili, American Samoa (IMG Academy [Fla.])              |
| 62   | Tommy Kinsler IV       | OL | 6-6  | 340   | 3-Y R-So. Ocala, Fla. (Trinity Catholic)                           |
| 63   | Samson Okunlola        | OL | 6-6  | 330   | 3-Y R-So. Brockton, Mass. (Thayer Academy)                         |
| 64   | Ralph Scroggins        | OL | 6-1  | 275   | 1-Y Fr. Savannah, Ga. (Benedictine Military School)                |
| 65   | Seuseu "SJ" Alofaituli | OL | 6-2  | 290   | 1-Y Fr. Las Vegas, Nev. (Bishop Gorman)                            |
| 66   | Max Buchanan           | OL | 6-4  | 310   | 1-Y Fr. Sanford, Fla. (Seminole)                                   |
| 70   | Markel Bell            | OL | 6-8  | 345   | 4-Y Sr. Cleveland, Miss. (Holmes C.C.) (Cleveland Central)         |
| 71   | Jaden Wilkerson        | OL | 6-6  | 335   | 1-Y Fr. Orlando, Fla. (Edgewater)                                  |
| 72   | Demetrius Campbell     | OL | 6-6  | 330   | 1-Y Fr. Orlando, Fla. (Orlando Christian Prep)                     |
| 73   | Anez Cooper            | OL | 6-4  | 345   | 4-Y Sr. Pleasant Grove, Ala. (Pleasant Grove)                      |
| 74   | Yerovi Valdes          | OL | 6-7  | 340   | 2-Y R-Fr. Sarasota, Fla. (Cardinal Mooney)                         |
| 76   | Ryan Rodriguez         | OL | 6-2  | 300   | 5-Y R-Sr. Miami, Fla. (Christopher Columbus)                       |
| 77   | Juan Minaya            | OL | 6-5  | 335   | 2-Y R-Fr. Paramus, N.J. (Paramus Catholic)                         |
| 78   | Matthew McCoy          | OL | 6-6  | 325   | 4-Y R-Jr. Saint Augustine, Fla. (Creekside)                        |
| 79   | Deryc Plazz            | OL | 6-4  | 310   | 2-Y R-Fr. Jacksonville, Fla. (Mandarin)                            |
| 80   | Hunter Carver          | TE | 6-4  | 245   | 2-Y R-Fr. Woodbury, Minn. (Saint Thomas Academy)                   |
| 81   | Riply Luna             | WR | 6-2  | 215   | 3-Y R-So. Kellogg, Idaho (Kellogg)                                 |
| 84   | Jack Nickel            | TE | 6-4  | 250   | 4-Y R-Jr. Milton, Ga. (UAB) (Michigan State) (Milton)              |
| 85   | Jackson Carver         | TE | 6-6  | 250   | 3-Y R-So. Woodbury, Minn. (Culver Academy)                         |
| 86   | Kolby Luna             | WR | 6-2  | 215   | 3-Y R-So. Kellogg, Idaho (Kellogg)                                 |
| 87   | Alex Bauman            | TE | 6-5  | 250   | 4-Y Sr. Red Bank, N.J. (Tulane) (Red Bank Catholic)                |
| 88   | Luka Gilbert           | TE | 6-7  | 255   | 1-Y Fr. West Chester, Ohio (Lakota West)                           |
| 90   | Daylen Russell         | DL | 6-3  | 298   | 2-Y R-Fr. Miami, Fla. (Christopher Columbus)                       |
| 92   | Sam Coufal             | DL | 6-2  | 270   | 3-Y R-So. Wales, Wisc. (Kettle Moraine)                            |
| 93   | Donta Simpson, Jr.     | DL | 6-3  | 300   | 1-Y Fr. Hollywood, Fla. (Chaminade Madonna)                        |
| 94   | Dylan Joyce            | P  | 6-2  | 215   | 3-Y Jr. Kyabram, Australia (Assumption College)                    |
| 96   | Tucker Tevepaugh       | P  | 5-11 | 200   | 2-Y R-Fr. Bluffton, S.C. (Hilton Head Christian Academy)           |
| 97   | William Rocha          | K  | 5-11 | 185   | 3-Y R-So. Mandeville, La. (Fontainebleau)                          |
| 99   | Ahmad Moten, Sr.       | DL | 6-3  | 300   | 4-Y R-Jr. Fort Lauderdale, Fla. (Cardinal Gibbons)                 |

## Pronunciation Guide:

Raul **Aguirre** - ahGEE-rrray (rolled r's)

Ja'Boree Antoine - juh-BAR-ee (like Jabari)

Seuseu Alofaituli - say-OH say-OH uh-LOW-fye-TOOL-ee

Wesley Bissainthe - bih-SAINT

Damari Brown - duh-MAWR-ee

CharMar Brown - shuh-MAR (like Shemar)

Nino **Francavilla** - frank-uh-VILL-uh

Marquise Lightfoot - mar-KEES

Ezekiel **Marcelin**, Jr - mar-SELL-in

Francis **Mauigoa** - mow-ee-NO-uh

Samson **Okunlola** - oh-kun-LOW-luh

Zechariah Poyser - zeck-uh-RYE-uh POY-zur



## ALL-TIME SERIES

### MIAMI LEADS, 6-1

| YEAR | UM | OPP | SITE          | W/L    | SCORE |
|------|----|-----|---------------|--------|-------|
| 2005 | 9  | —   | Miami         | W      | 27-7  |
| 2009 | 19 | —   | Tampa, Fla.   | W      | 31-10 |
| 2010 | —  | —   | Miami         | L (OT) | 20-23 |
| 2011 | —  | —   | Tampa, Fla.   | W      | 6-3   |
| 2012 | —  | —   | Miami Gardens | W      | 40-9  |
| 2013 | 15 | —   | Tampa, Fla.   | W      | 49-21 |
| 2024 | 8  | —   | Tampa, Fla.   | W      | 50-15 |

**Miami:** Miami leads, 2-1

**Tampa:** Miami leads, 4-0

## HONORARY CAPTAINS:

**USF (Sep. 13)**

**DL Darin McMurray**

A 1981 graduate of Fort Myers High School, McMurray was an all-state offensive lineman and linebacker for the Fort Myers Green Wave coached by Sam Sirianni. McMurray was originally recruited as a linebacker to Miami. He eventually switched to middle guard and was a key reserve on the 1983 Miami Hurricanes national championship team. Nicknamed "Mac", he lettered for the Hurricanes from 1983 to 1985 while playing for both Howard Schnel-lenberger and Jimmy Johnson.

**Bethune-Cookman (Sep. 6)** **DB Mike Rumph**

**Notre Dame (Aug. 31)** **WR Andre Johnson**

## ACTIVE FBS QUARTERBACKS:

### MOST GAMES WITH 2+ PASS TD AND 0 INT

Vanderbilt's Diego Pavia - 19

Miami's Carson Beck - 14

Penn State's Drew Allar - 12

Iowa State's Rocco Becht - 11

SMU's Tyler Van Dyke - 11

## THE MATCHUP

• #5/#6 Miami continues the 2025 football season at Hard Rock Stadium vs. #18/#23 USF on Saturday, Sept. 13. Kickoff is slated for 4:30 p.m. on The CW, with radio broadcasts set for 104.3 WQAM, Radio Libre 790 AM & WVUM 90.5 FM.

• The Hurricanes carry a 6-1 record all-time vs the Bulls into Saturday's matchup in Miami Gardens. USF is off to a 2-0 start, posting ranked wins in its first two games over then-No. 25 Boise State, 34-7, on Aug. 28 and then-No. 13 Florida, 18-16, on the road on Sept. 6. The Bulls made the top 25 of both polls released on Sept. 7.

• Last year, then-No. 8 Miami topped USF, 50-15, at Raymond James Stadium in Tampa on Sept. 21, 2024. It was the first matchup between the two programs since 2013.

## A LOOK BACK: MIAMI TOPS WILDCATS IN WEEK 2

• The No. 5/7 Miami Hurricanes topped visiting Bethune-Cookman, 45-3, in their second game of the season on Sept. 6. The win marked Miami's eighth straight at home overall and their 27th straight win over an FCS opponent by more than 20 points - the longest such winning streak in the country.

• QB **Carson Beck** finished 22-for-24 for 267 yards and two touchdowns, both to WR **CJ Daniels**. The performance marked Beck's 14th career outing with multiple touchdowns and zero interceptions - the second-most of any active player in FBS, trailing only Vanderbilt's Diego Pavia, who has 19.

• Daniels became the first Hurricane since at least the year 2000 to record three receiving touchdowns in his first two games at Miami. WR **Malachi Toney** led Miami in receptions (6) and yards (80) for the second straight week.

• Beck completed 15 passes in the game vs. the Wildcats, setting a new single-game record in the process. The previous mark was held by Vinny Testaverde, who completed 14 straight passes vs. Oklahoma in 1986. Beck has gone 185 consecutive passes without an interception - the third-longest active streak among FBS quarterbacks.

• Defensively, the Hurricanes were led by DB **Keionte Scott**, who had three tackles for loss, DL **Rueben Bain, Jr.**, who had a forced fumble and a sack, and DB **Bryce Fitzgerald**, who recorded the first interception of his career.

## CANES RISE TO #5/#6 IN THE WEEK THREE POLLS

• The Hurricanes jumped to #6 in the US LBM Coaches Poll released on Sunday, Sept. 7 and stayed put at their previous ranking of No. 5 in the Associated Press poll.

• Following its impressive victory over the Fighting Irish on Aug. 31, UM rose to No. 5 in the Associated Press poll and No. 7 in the Coaches Poll released on Tuesday, Sept. 2. Miami was ranked No. 10 in both preseason polls.

• The Hurricanes opened the 2024 season at No. 19 in the poll and found their name in every top 25 ranking of the season. The Hurricanes reached as high as No. 4 (after improving to 9-0 to start the year) and ended No. 18 in the final poll, its highest final ranking since being ranked No. 13 to end 2017. **Mario Cristobal's** highest-ranked finish as a head coach came in the final 2019 polls, when Oregon was No. 5/5.

• The Hurricanes were not ranked in the 2023 preseason polls, but were ranked in the 2022 preseason polls in Cristobal's first year as head coach, checking in at No. 16 in that year's coaches poll and No. 17 in the AP top 25.

## FOLLOW THE BLUEPRINT: MILESTONES HIT IN 2024

• Miami reached a number of notable milestones in 2024, its third season under **Mario Cristobal**. The Hurricanes managed only the second 10-win season in the last 20 years at Miami (2017), finished undefeated at home for the first time since 2002 and ended the season inside the Associated Press Top 20 at No. 18 - only its second finish that high since 2005.

• The Hurricanes had 10 NFL Combine invites and its seven NFL Draft picks ranked sixth-most nationally. The Hurricanes had just one NFL Draft pick in the draft prior to Cristobal taking the helm, in 2022 - and it came in the seventh round (Jon Ford, Green Bay Packers).

• Miami won the unofficial "state championship" by beating Florida, FSU and USF in the same year last season.

• QB Cam Ward, the winner of the Davey O'Brien Award and Manning Award as the nation's top quarterback, was selected with the No. 1 overall pick by the Tennessee Titans - it was the third No. 1 overall pick in program history.

• The Hurricanes, who led the nation in yards per game and points per game, were one of just three teams in the nation to have a 4,000 yard passer (Cam Ward), a 1,000-yard rusher (Damien Martinez) and a 1,000-yard receiver (Xavier Restrepo). The other two teams were Ohio State and Syracuse.



## PRESEASON AWARDS

### 2025 SEASON:

#### Rueben Bain, Jr.

Preseason All-ACC  
Lombardi Award  
Bednarik Award  
Nagurski Trophy  
Lott Trophy

#### Carson Beck

Johnny Unitas Golden Arm  
Davey O'Brien Award  
Walter Camp POY Award  
Maxwell Award

#### Wesley Bissainthe

Butkus Award

#### Adam Booker

Patrick Mannelly Award

#### James Brockermeyer

Rimington Trophy

#### Anez Cooper

Outland Trophy

#### OJ Frederique, Jr.

Bednarik Award

#### Elija Lofton

Mackey Award

#### Keelan Marion

Hornung Award

#### Francis Mauigao

Preseason All-ACC  
Outland Trophy  
Lombardi Award  
Polynesian College POY  
Wuerffel Trophy

#### Keelan Marion

Hornung Award

#### Malachi Toney

Shaun Alexander National  
Freshman of the Year

#### Mario Cristobal

Dodd Trophy

## CARSON BECK ARRIVES IN CORAL GABLES AS QB I

• For the second straight year, the Miami Hurricanes added one of the top quarterbacks in the country in the January transfer window, signing QB **Carson Beck** after an eye-popping career at Georgia, where he finished 24-3 as a starting quarterback with the Bulldogs. He threw for 7,912 yards, 58 touchdowns and 20 interceptions at UGA.

• He was named to the Davey O'Brien "Great 8" after a 205-yard, two-touchdown win in his debut vs. Notre Dame. Last time out vs. Bethune-Cookman, Beck had his 14th career game with multiple passing touchdowns and zero interceptions. That is the second most among active FBS players behind Vanderbilt QB Diego Pavia (19).

• Beck's current active streak of 185 passes thrown without an interception ranks as the third-longest nationally, trailing only Byrum Brown of USF (240) and Jackson Arnold of Auburn (199). Beck's streak dates to Nov. 9, 2024.

• Beck, who assumed starting responsibilities at Georgia in 2023 as a fourth-year redshirt sophomore, led the Bulldogs to a 13-1 record and a win in the 2023 Capital One Orange Bowl, finishing just shy of a College Football Playoff berth in the four-team field. He was a member of back-to-back national championship teams as a backup.

• In his second year as the team's starting quarterback in 2024, Beck led Georgia to the College Football Playoff with an 11-2 record. Beck was hurt in the 2024 SEC Championship Game against Texas, which Georgia won, 22-19. He finished 2024 with 3,485 yards, a 64.7% completion percentage, 28 touchdowns and 12 interceptions.

• Beck underwent surgery to repair the ulnar collateral ligament (UCL) in his right elbow after the SEC Championship Game. Though he did not throw during all of spring practice at Miami after enrolling in January while completing his rehab, he was cleared for full participation shortly thereafter and took part in all summer team activity.

### Opportunity Beckons: Carson Beck, Hurricanes looking for breakthrough 2025 (excerpts)

by: Jordan McPherson, Miami Herald - August 15, 2025

*"New Miami Hurricanes quarterback Carson Beck has his share of tattoos covering both of his arms and his left leg. Two in particular stand out to him.*

*The first is a quote on his right elbow: 'Why do we fall?' It comes from the movie 'Batman Begins.' The answer to that question, as Thomas Wayne says to his son Bruce: 'So we can learn to pick ourselves up.' The second, right next to it and covering up most of his bicep, is a phoenix. Beck is a Harry Potter fan, and the phoenix is an integral figure in a couple of the books in the series. A phoenix is also a mythical symbol of resilience, as bird is said to be reborn from its ashes when it dies.*

*The scar that runs through them — a visual reminder of the UCL revision surgery he had in December after he injured his elbow in the SEC Championship Game with the Georgia Bulldogs — now gives the artwork a little extra meaning...*

*...will Beck fall or rise from the ashes? It's in his hands.*

*'That's how I want it,' Beck said. 'That's how it should be. That's how I've always wanted it my whole life. I feel like in those pressure moments, I thrive. That's what I look for.'*

### Carson Beck - Year-By-Year Passing Statistics

|      |         | GP-GS    | CMP | ATT | INT | YDS   | TD | LONG | PCT  |
|------|---------|----------|-----|-----|-----|-------|----|------|------|
| 2020 | Georgia | redshirt | --  | --  | --  | --    | -- | --   | --   |
| 2021 | Georgia | 4-0      | 10  | 23  | 2   | 176   | 2  | 32   | 43.5 |
| 2022 | Georgia | 7-0      | 26  | 35  | 0   | 310   | 4  | 32   | 74.3 |
| 2023 | Georgia | 14-14    | 302 | 417 | 6   | 3,941 | 24 | 55   | 72.4 |
| 2024 | Georgia | 13-13    | 290 | 448 | 12  | 3,485 | 28 | 67   | 64.7 |
| 2025 | Miami   | 2-2      | 42  | 54  | 0   | 472   | 4  | 40   | 77.8 |
|      | CAREER  | 40-29    | 670 | 977 | 20  | 8,384 | 62 | 67   | 68.5 |

## MIAMI MAKES IT FOUR STRAIGHT YEARS OF 2-0

• With a 45-3 win over Bethune-Cookman last time out, the Hurricanes opened the season with a 2-0 start for the fourth straight year - something it has not done since a four-season span from 2001 to 2004 (2022-2025).

## CANES LEAD THE NATION IN FG PCT. SINCE 2020

• The Hurricanes have been the most accurate field-goal kicking team in the country over the last six seasons. Miami has made 87.5 percent of its field goal attempts since 2020 (98/112), including a 3-for-3 start to 2025.



## TONY MAKING NAME FOR HIMSELF AS FRESHMAN

• Since at least 2008, no freshman (redshirt or otherwise) in all of FBS had ever led his team in the first two games of the season in both catches and yards until WR **Malachi Toney** did so for Miami against both Notre Dame (6 catches, 82 yards) and Bethune-Cookman (6 catches, 80 yards) in 2025.

• Toney became the only Hurricane in the last 30 seasons to have at least six catches, 80 receiving yards and a receiving touchdown in his college debut. He was named 247Sports National True Freshman of the Week for his performance against the Fighting Irish.

## MESIDOR 2ND IN CAREER SACKS IN ALL OF FBS

• A key member of Miami's defensive line who has been stellar through the first two games of the season, veteran edge rusher Akheem Mesidor is second in all of FBS with 24.5 sacks over the course of his career.

• Now in his sixth year, Mesidor spent the first two seasons of his career (2020-21) at West Virginia before transferring to Miami. He is one of just three players with more than 20 career sacks at the FBS level, joining Trey Moore of Texas (27.5) and Mikail Kamara of Indiana (22.5).

## HOME WINNING STREAK AMONG TOPS IN NATION

• The Miami Hurricanes opened their 18th season at world-class Hard Rock Stadium on Aug. 31 vs. Notre Dame; with its win over the Irish, UM holds a 18-0 all-time mark in home openers at the stadium, having outscored opponents 810-155 for an average margin of victory of 36.4 points in those 18 home openers since 2008.

• The Hurricanes have won eight straight home games dating back to Sept. 7, 2024 - a stretch that encapsulated the entirety of 2024. Miami's eight-game winning streak is tied for the ninth-longest streak nationally and represents its longest run of consecutive home wins since Miami won nine straight from 11/05/2016 - 11/18/2017.

• With a win on Sept. 6, UM started the season 2-0 at home for the 13th time in the last 14 seasons (since 2012).

• The Hurricanes have not lost a home opener since 2006, when they fell to Florida State 13-10 at the Orange Bowl on Sept. 4, 2006. Miami has won 19 straight home openers since - each one since 2007.

• In the modern era of Miami Hurricanes football (since 1979), UM has opened the season at home 20 times and is now 18-2 in those games. The Hurricanes are 35-12 in regular season openers dating to 1979.

## NEW RECEIVER TRIO IMPRESSES IN EARLY GOING

• The Hurricanes lost their top-six pass-catchers by receptions from a season ago, when the Hurricanes had the No. 1 offense in the country. Miami's three starting wide receivers were all making their debuts on Aug. 31 vs. Notre Dame: transfers **CJ Daniels** (LSU) and **Keelan Marion** (BYU) as well as true freshman **Malachi Toney**.

• The trio combined for 14 catches totaling 157 yards and two touchdowns in Miami's 27-24 win. Toney was targeted 10 times - more than any other player - while both he and Daniels had touchdown catches.

• Daniels is one of only two active FBS players with 2,500 receiving yards (2,553) and 20 touchdowns (24) over their careers at the FBS level. The other is Arkansas State's Corey Rucker (3,168, 25). Daniels' eye-popping one-handed score vs. ND was named the Crunch Time Play of the Week by the Football Writers Association (FWAA).

• Daniels ranks third among all FBS players with 2,558 career receiving yards, trailing Rucker and Caullin Lacy of Louisville (2,787). There are only four players in FBS who have 2,500-or-more receiving yards.

## BROWN ONE OF JUST 30 BACKS IN 1,100/15 CLUB

• Despite having two running backs - **Mark Fletcher, Jr.** and **Jordan Lyle** - that will play massive roles for Miami's offense in 2025, **Mario Cristobal** went out and added one of the best players at the FCS level to the roster this offseason - former North Dakota State running back **CharMar "Marty" Brown** (*pronounced like Shemar*).

• Brown was one of 30 DI (FBS/FCS) players last season to record at least 1,100 rushing yards and 15 rushing touchdowns last season, and is the only active underclassman among that group. He is a redshirt sophomore.

• Brown, the Jerry Rice Award winner as the top freshman player in Football Championship Division last season, was a member of the Stats Perform, FCS Football Central and Phil Steele FCS Freshman All-America teams. Brown won Missouri Valley Football Conference Newcomer of the Year and Freshman of the Year honors, becoming just the third Bison player and sixth in league history to sweep both awards.

• The Omaha, Neb., native led all FCS freshmen in rushing attempts (244), yards (1,181) and touchdowns (15) and became the first Bison tailback in seven years to eclipse the 1,000-yard mark. He is a 5-11, 220-pound back.

## CHARTING THE CANES

|                                | Cristobal |       |
|--------------------------------|-----------|-------|
|                                | 2025      | Era   |
| August                         | 1-0       | 2-0   |
| September                      | 1-0       | 11-2  |
| October                        | 0-0       | 7-4   |
| November                       | 0-0       | 4-8   |
| December                       | 0-0       | 0-2   |
| ACC home games                 | 0-0       | 6-6   |
| ACC road games                 | 0-0       | 6-6   |
| ACC neutral games              | 0-0       | 0-0   |
| Non-conference home games      | 2-0       | 9-1   |
| Non-conference road games      | 0-0       | 3-1   |
| Non-conference neutral games   | 0-0       | 0-2   |
| Opponent ranked (AP) - home    | 1-0       | 2-2   |
| Opponent ranked (AP) - road    | 0-0       | 0-4   |
| Opponent ranked (AP) - neutral | 0-0       | 0-1   |
| Games decided by 1-8 pts       | 1-0       | 8-9   |
| Games decided by 9-20 pts      | 0-0       | 1-3   |
| Games decided by 21+ pts       | 1-0       | 15-4  |
| When scoring 0-9 pts           | 0-0       | 0-3   |
| When scoring 10-19 pts         | 0-0       | 1-2   |
| When scoring 20-29 pts         | 1-0       | 5-6   |
| When scoring 30+ pts           | 1-0       | 18-5  |
| When allowing 0-9 pts          | 1-0       | 7-0   |
| When allowing 10-19 pts        | 0-0       | 8-1   |
| When allowing 20-29 pts        | 1-0       | 4-5   |
| When allowing 30+ pts          | 0-0       | 5-10  |
| Day games (before 6pm)         | 0-0       | 14-10 |
| Night games (6pm or after)     | 2-0       | 10-6  |
| In overtime                    | 0-0       | 3-0   |
| Scoring first                  | 2-0       | 19-4  |
| Opponent scores first          | 0-0       | 5-12  |
| Leading after 1st Q            | 1-0       | 16-3  |
| Trailing after 1st Q           | 0-0       | 2-11  |
| Leading after 2nd Q            | 2-0       | 19-5  |
| Trailing after 2nd Q           | 0-0       | 4-10  |
| Leading after 3rd Q            | 2-0       | 19-2  |
| Trailing after 3rd Q           | 0-0       | 4-14  |
| With 100-yd rusher             | 0-0       | 9-4   |
| With 100-yd receiver           | 0-0       | 11-8  |
| With 300-yd passer             | 0-0       | 10-7  |





## WEEK TWO (SEPT. 7) US LBM COACHES POLL

|     |                |     |            |
|-----|----------------|-----|------------|
| 1)  | OHIO STATE     | 2-0 | 1,668 (62) |
| 2)  | PENN STATE     | 2-0 | 1,576 (4)  |
| 3)  | GEORGIA        | 2-0 | 1,488      |
| 4)  | LSU            | 2-0 | 1,472 (1)  |
| 5)  | OREGON         | 2-0 | 1,423      |
| 6)  | MIAMI          | 2-0 | 1,330      |
| 7)  | TEXAS          | 1-1 | 1,288      |
| 8)  | NOTRE DAME     | 0-1 | 1,041      |
| 9)  | ILLINOIS       | 2-0 | 1,019      |
| 10) | SOUTH CAROLINA | 2-0 | 1,007      |
| 11) | CLEMSON        | 1-1 | 995        |
| 12) | FLORIDA STATE  | 2-0 | 843        |
| 13) | OLE MISS       | 2-0 | 803        |
| 14) | IOWA STATE     | 3-0 | 794        |
| 15) | TENNESSEE      | 2-0 | 733        |
| 16) | OKLAHOMA       | 2-0 | 693        |
| 17) | TEXAS A&M      | 2-0 | 514        |
| 18) | ALABAMA        | 1-1 | 436        |
| 19) | INDIANA        | 2-0 | 425        |
| 20) | TEXAS TECH     | 2-0 | 362        |
| 21) | UTAH           | 2-0 | 270        |
| 22) | MICHIGAN       | 1-1 | 241        |
| 23) | USF            | 2-0 | 232        |
| 24) | ARIZONA STATE  | 1-1 | 206        |
| 25) | BYU            | 2-0 | 169        |

## WEEK ONE (SEPT. 7) ASSOCIATED PRESS TOP 25

|     |                |     |            |
|-----|----------------|-----|------------|
| 1)  | OHIO STATE     | 2-0 | 1,614 (57) |
| 2)  | PENN STATE     | 2-0 | 1,524 (5)  |
| 3)  | LSU            | 2-0 | 1,487 (2)  |
| 4)  | OREGON         | 2-0 | 1,375 (1)  |
| 5)  | MIAMI          | 2-0 | 1,360      |
| 6)  | GEORGIA        | 2-0 | 1,350      |
| 7)  | TEXAS          | 1-1 | 1,248      |
| 8)  | NOTRE DAME     | 0-1 | 1,086      |
| 9)  | ILLINOIS       | 2-0 | 1,001      |
| 10) | FLORIDA STATE  | 2-0 | 954        |
| 11) | SOUTH CAROLINA | 2-0 | 927        |
| 12) | CLEMSON        | 1-1 | 894        |
| 13) | OKLAHOMA       | 2-0 | 893        |
| 14) | IOWA STATE     | 3-0 | 794        |
| 15) | TENNESSEE      | 2-0 | 537        |
| 16) | TEXAS A&M      | 2-0 | 532        |
| 17) | OLE MISS       | 2-0 | 518        |
| 18) | USF            | 2-0 | 444        |
| 19) | ALABAMA        | 1-1 | 396        |
| 20) | UTAH           | 2-0 | 361        |
| 21) | TEXAS TECH     | 2-0 | 347        |
| 22) | INDIANA        | 2-0 | 331        |
| 23) | MICHIGAN       | 1-1 | 250        |
| 24) | AUBURN         | 2-0 | 172        |
| 25) | MISSOURI       | 2-0 | 109        |

## "HURRICANE" BAIN IS PFF'S TOP-GRADED P-4 DL

• One of the top performers in the nation in his first two years at Miami was DL **Rueben Bain, Jr.**, who enjoyed a dominant rookie campaign that resulted in ACC Defensive Rookie of the Year honors in 2023. That year, the 6-foot-3, 275-pound defensive lineman tallied 44 tackles, 12.5 tackles for loss and 7.5 sacks over 13 games, earning Freshman All-American honors. He was also selected to the All-ACC Third Team.

• The standout junior was named ACC Defensive Lineman of the Week after a dominant performance Aug. 31 against Notre Dame, where he recorded his first career interception, six tackles and a half tackle for loss.

• Through two weeks, Bain is graded as the No. 1 defensive lineman (either edge or tackle) by Pro Football Focus at the Power-4 level. He has a 94.7 defensive grade overall, 91.9 pass rushing grade (No. 2 in Power-4) and a 91.2 run defense grade (No. 3 in Power-4).

• Bain, who has 19.5 career TFLs, ranks No. 14 nationally among active players in TFL per game (0.81). He has been projected as a top-10 overall pick by multiple prognosticators in advance of the 2026 NFL Draft.

• Bain's uncle, Tolbert Bain, lettered for the Hurricanes from 1984-1987. His older brother, Reggie, is an offensive line graduate assistant. The rising sophomore, who was named to the preseason watch lists for the Bednarik and Lombardi Awards, has a nickname "Hurricane Bain" - a writeup from the Miami Herald on the moniker is below:

• *The "Hurricane" started swirling almost 30 years ago, years and years before Rueben Bain was even a thought in his father's mind and long before the elite edge rusher was one of the crown jewels of the Miami Hurricanes.*

*It all started, fittingly, at "Traz" Powell Stadium in Miami, where Rueben Bain Sr. — just like his son — played his home games and wreaked havoc as a two-way lineman for Carol City. Willie Wilcox, the stadium's iconic public address announcer, gave him the nickname because of his physicality and tenacity, inspired by the story of wrongfully imprisoned boxer Rubin Carter.*

*It turned out to be something like a premonition from Wilcox. After a solid career with the Chiefs, Bain Sr. graduated, played at Division II Morris Brown College in Atlanta, moved back to Florida, where he started a family. He had a few sons and gave one his own name, and, with it, his own nickname, once Bain Jr. started playing for Miami Central and Wilcox realized who he was. He became the latest in a long line of Bains to star athletically in Miami-Dade County, starting with grandfather Herman Bain, who was a three-sport star at Northwestern.*

*It turns out, Wilcox had something like a premonition...he also embodied the nickname in a way not even his father could, with four state championships in four years, 58 1/2 sacks across his final two seasons at Central and finally a nod as the MaxPreps Florida Player of the Year on Tuesday." -David Wilson, Miami Herald, December 2022.*

## THREE TRUE FRESHMEN MAKE DEBUTS VS. IRISH

• WR **Malachi Toney**, WR **Joshua Moore** and DB **Bryce Fitzgerald** made their collegiate debuts on August 31.

## WINNING THE TURNOVER BATLE CRUCIAL VS. ND

• Notre Dame led the country in turnovers gained in 2024 and were No. 5 in turnover margin. In its win over the No. 6 Irish, Miami had zero turnovers on offense. That marked the third time Miami defeated an AP Top 10 team this century while not giving the ball away, along with 2017 against No. 3 Notre Dame and 2004 at No. 10 Virginia

## UM WAS ELITE IN '24 2ND HALVES, 4TH QUARTERS

• Miami ended the season ranked No. 2 in both second-half point differential (+12.62) and fourth-quarter point differential (+8.54) last season. In both categories, the Hurricanes trailed only Indiana (+9.08 in fourth quarter, +13.31 in second halves).

| Team          | Q3 Differential | Q4 Differential | Second Half |
|---------------|-----------------|-----------------|-------------|
| 1) Indiana    | +4.23           | +9.08           | +13.31      |
| 2) Miami      | +4.08           | +8.54           | +12.62      |
| 3) Ohio State | +8.44           | +2.00           | +10.44      |
| 4) Ole Miss   | +7.92           | +2.23           | +10.15      |
| 5) Notre Dame | +6.50           | +3.38           | +9.88       |

## UM 1 OF 7 TO RANK IN T-25 OF TOTAL O+D IN 2024

• Miami ended the regular season ranked in the top 25 of both total offense (#1) and total defense (#24) at the conclusion of the regular season - five of the other seven schools to qualify for the list were College Football Playoff teams, and the only other team to do so was Ole Miss, who also narrowly missed out on a CFP berth. Miami was listed as the second team out of the College Football Playoff Field in 2024.





## UM EARNS HIGHEST PRESEASON RANK SINCE 2018

• Bolstered by the addition of several impressive newcomers and anchored by a talented group of returning veterans, the Hurricanes were ranked in the top 10 of both preseason polls - checking in at No. 10 in both the US LBM Coaches Poll and Associated Press rankings. Miami's ranking inside the top 10 marked its highest preseason in seven years; the Hurricanes opened the 2018 season ranked No. 8/8.

• The Hurricanes opened the 2024 season at No. 19 in the poll and found their name in every top 25 ranking of the season. The Hurricanes reached as high as No. 4 and ended No. 18 in the final poll, its highest since 2017 (#13). Miami was not ranked in the 2023 preseason polls, but were ranked in the 2022 preseason polls in Cristobal's first year as head coach, checking in at No. 16 in that year's coaches poll and No. 17 in the AP top 25.

## HETHERMAN HIRED AS DEFENSIVE COORDINATOR

• **Mario Cristobal** announced the hiring of Minnesota Golden Gophers defensive coordinator **Corey Hetherman** to the same post in January 2025. Hetherman arrived in Coral Gables after a dominant lone season at Minnesota.

• Under Hetherman's direction, the Gophers ranked No. 9 nationally in points allowed (16.9 per game), No. 5 nationally in total defense (285.7 yards per game), No. 9 in passing defense (176.1) and No. 12 in rushing defense (109.6).

• Hetherman was hired by Minnesota after spending two seasons (2022-23) as Rutgers' linebacker coach. Hetherman spent 2019-21 at James Madison as the defensive coordinator. His defense ranked in the top 10 in both total defense and scoring defense in all three years he was there.

• A native of Oxford, Massachusetts, Hetherman was promoted to Associate Head Coach and was named the AFCA FCS Assistant Coach of the Year after James Madison finished with the No. 2 defense in the nation.

### What They're Saying:

**DC Corey Hetherman:** *"We're going to be aggressive. We want to be an attacking style defense. We're going to be very multiple...we're going to be an attacking, aggressive style defense and we're going to try and dictate the tempo."*

**HC Mario Cristobal:** *"He is an elite coach, individual, and teacher. That is the most valuable thing when it comes to coaching. A guy has to be able to teach and connect. Every single day, he finds a way to make those guys better so that their buy-in is really, really high. You see it in the way we communicate and the way we run to the football. We are not all the way yet, but it is exciting to watch that defense progress."*

**DL Akheem Mesidor:** *"I love Coach Hetherman. He's a great teacher. He's just an aggressive guy, as you guys can see in his interviews. But he really just gets it down to the point. He's a technician; anything you have, he'll probably answer your question before you ask it. But he's an amazing person, a great coach, and he just lets us play free, play fast."*

**LB Wesley Bissainthe:** *"It starts from meetings. He's emphasizing communication. 'Communication, swarm, violence' every day in meetings, so that when we come out here, we already know it. And from the start of practice to the end of practice, he's hollering 'Communication.'"*

## DAWSON LED MOST EXPLOSIVE OFFENSE IN FBS

• In his second year at the helm of Miami's offense in 2024, OC **Shannon Dawson** orchestrated the nation's No. 1 unit in both points per game (43.9) and yards (537.2).

• The Hurricanes ended the 2024 ranked No. 2 nationally in both plays of 10-or-more yards (249) and 20-or-more yards (99). In each category, Miami trailed a team that had played 16 games compared to their 13 - Penn State (253 of 10-or-more) and Texas (108 of 20-or-more).

• The Hurricanes had 10 games of 500-or-more yards in the 2024 regular season, marking only the sixth time in the previous decade (since 2014) an FBS team has had 10-or-more games of 500-or-more yards of offense; Alabama (2018, 11), LSU (2019, 10), Oklahoma (2018, 10), Oklahoma (2017, 10) and Baylor (2014, 10).

• Miami's offense, anchored by QB Cam Ward - who went on to win the Davey O'Brien Award, the Manning Award and ACC Player of the Year honors - helped lead the Hurricanes to their first 10-win season since 2017.

• Miami's offense was among the nation's most improved in its first season under Dawson's direction in 2023, with a jump to No. 25 in total offense (up from No. 85 in 2022), No. 22 in yards per play (from No. 67) and No. 35 in scoring offense (from No. 96).

## CANES UNDER CRISTOBAL

| 2025    |    | 2-0, 0-0 ACC |                 |           |
|---------|----|--------------|-----------------|-----------|
| DATE    | UM | OPP          | OPPONENT        | W/L SCORE |
| Aug. 31 | 10 | 6            | Notre Dame      | W 27-24   |
| Sept. 6 | 5  | —            | Bethune-Cookman | W 45-3    |

| 2024     |    | 10-3, 6-2 ACC |                  |           |
|----------|----|---------------|------------------|-----------|
| DATE     | UM | OPP           | OPPONENT         | W/L SCORE |
| Aug. 31  | 19 | —             | at Florida       | W 41-17   |
| Sept. 7  | 12 | —             | Florida A&M      | W 56-9    |
| Sept. 14 | 10 | —             | Ball State       | W 62-0    |
| Sept. 21 | 9  | —             | at USF           | W 50-15   |
| Sept. 27 | 7  | —             | Virginia Tech*   | W 38-34   |
| Oct. 5   | 8  | —             | at California*   | W 39-38   |
| Oct. 19  | 6  | —             | at Louisville*   | W 52-45   |
| Oct. 26  | 6  | —             | Florida State*   | W 36-14   |
| Nov. 2   | 5  | —             | Duke*            | W 52-31   |
| Nov. 9   | 5  | —             | at Georgia Tech* | L 23-28   |
| Nov. 23  | 10 | —             | Wake Forest*     | W 42-14   |
| Nov. 30  | 7  | —             | at Syracuse      | L 38-41   |
| Dec. 28  | 15 | 19            | Iowa State       | L 41-42   |

| 2023     |    | 7-6, 3-5 ACC |                    |               |
|----------|----|--------------|--------------------|---------------|
| DATE     | UM | OPP          | OPPONENT           | W/L SCORE     |
| Sept. 1  | —  | —            | Miami (Ohio)       | W 38-3        |
| Sept. 9  | —  | 23           | Texas A&M          | W 48-33       |
| Sept. 14 | 22 | —            | Bethune-Cookman    | W 48-7        |
| Sept. 23 | 20 | —            | at Temple          | W 41-7        |
| Oct. 7   | 17 | —            | Georgia Tech*      | L 20-23       |
| Oct. 14  | 25 | 12           | at North Carolina* | L 31-41       |
| Oct. 21  | —  | —            | Clemson*           | W (2OT) 28-20 |
| Oct. 28  | —  | —            | Virginia*          | W (OT) 29-26  |
| Nov. 4   | —  | —            | at NC State*       | L 6-20        |
| Nov. 11  | —  | 4            | at Florida State*  | L 20-27       |
| Nov. 18  | —  | 9            | Louisville*        | L 31-38       |
| Nov. 24  | —  | —            | at Boston College* | W 45-20       |
| Dec. 28  | —  | —            | Rutgers*           | L 24-31       |

| 2022     |    | 5-7, 3-5 ACC |                      |               |
|----------|----|--------------|----------------------|---------------|
| DATE     | UM | OPP          | OPPONENT             | W/L SCORE     |
| Sept. 3  | 16 | —            | Bethune-Cookman      | W 70-13       |
| Sept. 10 | 15 | —            | Southern Miss        | W 30-7        |
| Sept. 17 | 13 | 23           | at Texas A&M         | L 9-17        |
| Sept. 24 | —  | 25           | Middle Tennessee St. | L 31-45       |
| Oct. 8   | —  | —            | North Carolina*      | L 24-27       |
| Oct. 15  | —  | —            | at Virginia Tech*    | W 20-14       |
| Oct. 22  | —  | —            | Duke                 | L 21-45       |
| Oct. 29  | —  | —            | at Virginia*         | W (4OT) 14-12 |
| Nov. 5   | —  | —            | Florida State*       | L 3-45        |
| Nov. 12  | —  | —            | at Georgia Tech*     | W 35-14       |
| Nov. 19  | —  | 9            | at Clemson*          | L 10-40       |
| Nov. 26  | —  | —            | Pittsburgh*          | L 16-42       |

## MIAMI CAREER NUMBERS & RANKS AT ACTIVE FBS LEVEL

### Carson Beck

Passing Yards - 8,384 (No. 2)

Total Offense - 8,627 (No. 5)

Passing Efficiency - 157.51 (No. 3)

### CJ Daniels

Receiving Yards - 2,558 (No. 3)

### Akheem Mesidor

Total Sacks - 24.5 (No. 2)

### Bert Auburn

Made Field Goals - 67 (No. 1)



## 2024 SCORING DRIVES (1/2)

| OPPONENT      | PLAYS/YDS | TIME | RESULT |
|---------------|-----------|------|--------|
| at Florida    | 11 84     | 5:39 | TD     |
| at Florida    | 9 70      | 5:26 | FG     |
| at Florida    | 4 58      | 1:23 | TD     |
| at Florida    | 8 75      | 2:36 | TD     |
| at Florida    | 6 75      | 2:35 | TD     |
| at Florida    | 9 86      | 3:49 | TD     |
| at Florida    | 6 37      | 3:14 | FG     |
| Florida A&M   | 2 28      | 0:33 | TD     |
| Florida A&M   | 7 99      | 3:30 | TD     |
| Florida A&M   | 7 75      | 2:51 | TD     |
| Florida A&M   | 9 44      | 4:51 | FG     |
| Florida A&M   | 7 75      | 2:27 | TD     |
| Florida A&M   | 3 73      | 1:11 | TD     |
| Florida A&M   | 9 55      | 3:34 | TD     |
| Florida A&M   | 6 43      | 3:11 | TD     |
| Florida A&M   | 14 58     | 8:05 | FG     |
| Ball State    | 11 71     | 5:10 | FG     |
| Ball State    | 5 60      | 2:34 | TD     |
| Ball State    | 7 82      | 2:51 | TD     |
| Ball State    | 2 53      | 0:16 | TD     |
| Ball State    | 2 21      | 0:12 | TD     |
| Ball State    | 6 71      | 2:27 | TD     |
| Ball State    | 13 63     | 6:54 | FG     |
| Ball State    | 2 90      | 0:23 | TD     |
| Ball State    | 3 57      | 1:14 | TD     |
| Ball State    | 7 60      | 4:10 | TD     |
| at USF        | 8 75      | 3:29 | TD     |
| at USF        | 8 90      | 4:59 | TD     |
| at USF        | 2 80      | 0:37 | TD     |
| at USF        | 12 80     | 5:51 | TD     |
| at USF        | 7 80      | 2:53 | TD     |
| at USF        | 10 80     | 5:36 | TD     |
| at USF        | 3 96      | 1:39 | TD     |
| Virginia Tech | 5 73      | 2:35 | TD     |
| Virginia Tech | 3 52      | 0:59 | TD     |
| Virginia Tech | 2 15      | 0:15 | FG     |
| Virginia Tech | 8 89      | 3:32 | TD     |
| Virginia Tech | 9 70      | 3:25 | TD     |
| Virginia Tech | 10 57     | 5:50 | TD     |
| at Cal        | 5 63      | 3:01 | TD     |
| at Cal        | 10 47     | 4:36 | FG     |
| at Cal        | 12 75     | 5:04 | TD     |
| at Cal        | 11 75     | 3:45 | TD     |
| at Cal        | 9 70      | 2:38 | TD     |
| at Cal        | 6 92      | 1:16 | TD     |
| at Louisville | 12 34     | 5:10 | FG     |
| at Louisville | 5 70      | 2:04 | TD     |
| at Louisville | 4 79      | 1:17 | TD     |
| at Louisville | 14 75     | 6:39 | TD     |
| at Louisville | 6 75      | 3:40 | TD     |
| at Louisville | 5 80      | 1:59 | TD     |
| at Louisville | 11 80     | 6:11 | TD     |
| Florida State | 7 67      | 2:29 | TD     |
| Florida State | 13 95     | 5:00 | TD     |
| Florida State | 18 88     | 6:36 | FG     |
| Florida State | 11 30     | 5:04 | FG     |
| Florida State | 7 31      | 2:37 | FG     |
| Florida State | 11 55     | 7:12 | TD     |
| Florida State | 5 83      | 1:59 | TD     |

\*continues on next page of notes on side bar

## HURRICANES WERE AMONG BEST IN FBS IN 2024

• At the conclusion of the regular season, the Hurricanes ranked among the nation's elite on both sides of the ball.

| Offensive Stats         | Average/Total | ACC Rank | National Rank |
|-------------------------|---------------|----------|---------------|
| Third Down Conversion   | .565          | 1st      | 1st           |
| Total Offense           | 538.3         | 1st      | 1st           |
| First Downs             | 327           | 1st      | 1st           |
| Yards Per Play          | 7.4           | 1st      | 1st           |
| Scoring Offense         | 44.2          | 1st      | 1st           |
| Passing Offense         | 358.3         | 2nd      | 2nd           |
| Team Passing Efficiency | 172.04        | 1st      | 4th           |
| Red Zone Offense        | .918          | 1st      | 15th          |

| Defensive Stats    | Average/Total | ACC Rank | National Rank |
|--------------------|---------------|----------|---------------|
| Total Defense      | 319.8         | 1st      | 24th          |
| Passes Intercepted | 14            | 4th      | 16th          |
| Rushing Defense    | 110.1         | 3rd      | 18th          |
| Team Sacks         | 2.92          | 6th      | 15th          |

## UM LED COUNTRY "THREE-&-OUT"...BY A LOT!

• Miami's offense was among the best in the nation last year, and against FBS competition, Miami's offense went three-and-out on just 5.8% of drives in 2024 - ranking as the best mark in the country by a wide margin.

• Only two other teams in the nation had a three-and-out percentage of less than 10% on offense - No. 1 Miami (5.8%), No. 2 LSU (9.16%) and Texas State (9.59%). The Hurricanes averaged 3.15 points per possession - the best in FBS - and averaged 1.61 plays per point - the second-most efficient in the nation behind Indiana (1.59). The Hurricanes punted on only 18.2% of possessions - marking the only team under 20% in FBS in 2024.

## DOMINANT O-LINE PLAY A CRISTOBAL HALLMARK

• The Hurricanes' offensive line was one of 22 groups named to the midseason honor roll for the Joe Moore Award honoring the nation's top unit in 2024. Despite missing two players who started the opener for a five-game stretch, Miami made the cut for the second straight year. **Mario Cristobal's** OL won the award at Alabama in 2015.

• Miami returns three starters from an offensive line that keyed the way for the No. 1 offense in FBS by nearly every metric last season: RT **Francis Mauigoo** (started all 26 games of his career), RG **Anez Cooper** (30 career starts, including 26 straight) and LG **Matt McCoy** (12 starts last year).

• In addition to those three starters, Miami also received significant contributions from LT **Markel Bell** - who made five starts last year in place of an injured Jalen Rivers in his first season at Miami in 2024 - and LG **Ryan Rodriguez**, who started the season opener against Florida before suffering a season-ending injury.

• According to SportSource Analytics, Miami ranked No. 3 in the country and No. 1 in FBS last year in offensive line efficiency at 109.2. Only teams ahead of Miami were New Mexico (134.5) and Army (110.5). Offensive Line Efficiency is a combination of five key metrics: tackle for loss percentage allowed (6.1%), sack percentage allowed (4.7%), percentage of rushes that went for four-plus yards (49.6%) and first down conversion percentage on 3rd & 4th Down runs where the necessary yardage was 1-2 yards (85.7% on third [24/28], 100% on fourth [6/6]).

• Miami added one of the top centers in the transfer portal for the third straight year this offseason, with C **James Brockermeyer** signing on from the Hurricanes for TCU. In his lone season in Fort Worth, Brockermeyer was All-Big 12 Honorable Mention. He allowed just one sack and eight quarterback pressures in 2024 according to PFF. Prior to adding Brockermeyer, Miami added Zach Carpenter (Indiana) in 2024 and Matt Lee (UCF) in 2023.

• During 13 of his 16 full seasons as head coach, Cristobal has entrusted **Alex Mirabal** with the development of the offensive line with stops at FIU, Oregon and now Miami. The two coaches, who met during their playing days at Christopher Columbus in Miami, were in each other's wedding parties - Cristobal was Mirabal's 'best man.'

## NEW-LOOK DB ROOM MAKING PRESENCE FELT

• After a disappointing season by Miami's secondary in 2024, the Hurricanes added a number of key players who look to transform the unit's chances in 2025. A bright spot in the group was CB **OJ Frederique**, a Freshman All-America honoree by several outlets last season, who figures to play a key role in the secondary.

• The Hurricanes infused the room with several highly impressive players via the transfer portal, including CB **Ethan O'Connor** from Washington State, CB **Xavier Lucas**, who impressed at Wisconsin in his true freshman season in 2024, as well as S **Zechriah Poyser**, a 2024 Freshman All-America as a redshirt freshman at Jacksonville State. S **Jakobe Thomas** (Tennessee) and nickel **Keionte Scott** (Auburn) have started both games in the Miami secondary. CB **Damari Brown**, another key piece to the puzzle, missed nearly all of 2024 with an injury.



## 2024 SCORING DRIVES (2/2)

| OPPONENT        | PLAYS/YDS | TIME | RESULT |
|-----------------|-----------|------|--------|
| Duke            | 8 77      | 3:00 | TD     |
| Duke            | 8 45      | 3:27 | TD     |
| Duke            | 12 67     | 6:17 | FG     |
| Duke            | 7 69      | 2:40 | TD     |
| Duke            | 7 38      | 3:16 | TD     |
| Duke            | 2 51      | 0:49 | TD     |
| Duke            | 2 68      | 0:45 | TD     |
| Duke            | 3 30      | 1:29 | TD     |
| at Georgia Tech | 2 75      | 0:50 | TD     |
| at Georgia Tech | 8 44      | 2:35 | FG     |
| at Georgia Tech | 9 83      | 3:48 | TD     |
| at Georgia Tech | 7 78      | 2:17 | TD     |
| Wake Forest     | 13 84     | 6:22 | TD     |
| Wake Forest     | 8 53      | 3:39 | FG     |
| Wake Forest     | 11 71     | 1:42 | FG     |
| Wake Forst      | 5 43      | 2:37 | TD     |
| Wake Forest     | 3 25      | 1:27 | TD     |
| Wake Forest     | 4 85      | 2:12 | TD     |
| at Syracuse     | 9 75      | 4:14 | TD     |
| at Syracuse     | 7 63      | 3:04 | TD     |
| at Syracuse     | 8 93      | 3:38 | TD     |
| at Syracuse     | 8 75      | 3:19 | TD     |
| at Syracuse     | 8 75      | 3:45 | TD     |
| at Syracuse     | 13 65     | 5:34 | FG     |
| Iowa State      | 1 75      | 0:13 | TD     |
| Iowa State      | 7 75      | 4:22 | TD     |
| Iowa State      | 9 75      | 3:49 | TD     |
| Iowa State      | 3 72      | 1:15 | TD     |
| Iowa State      | 12 55     | 3:30 | FG     |
| Iowa State      | 10 71     | 6:01 | TD     |
| Iowa State      | 14 72     | 7:40 | FG     |

## CONTROLLING THE CLOCK: CANES WERE TOP 10

• While Miami's offense was among the most prolific throughout the 2024 regular season, the Hurricanes also methodically controlled the clock last season; Miami ranked No. 9 in the regular season in time of possession.

| Team            | Average TOP |
|-----------------|-------------|
| 1) Army         | 35:42       |
| 2) Air Force    | 33:50       |
| 3) Memphis      | 33:48       |
| 4) Syracuse     | 33:42       |
| 5) Oregon State | 33:09       |
| 6) Tulane       | 33:05       |
| 7) Missouri     | 33:01       |
| 8) NIU          | 32:52       |
| 9) Miami        | 32:45       |
| 10) Iowa State  | 32:32       |

## CRISTOBAL SHAKES UP MIAMI DEFENSIVE STAFF

• In addition to hiring **Corey Hetherman** as defensive coordinator, **Mario Cristobal** made significant changes to his defensive staff entering 2025. **Zac Etheridge** was hired as defensive pass game coordinator / defensive backs coach (from Houston), **Will Harris** was hired as safeties coach (from Florida) and **Damione Lewis** was hired as defensive tackles coach (from Colorado). The only returning coach, **Jason Taylor**, is Miami's defensive line coach / defensive pass rush coordinator. Four of five coaches were replaced on the defensive side of the ball.

## "FREAK" MAUIGOA MAY BE NATION'S TOP TACKLE

• Miami standout offensive tackle **Francis Mauigoa** was ranked No. 16 in Bruce Feldman's annual "Freaks" list:

*"The former five-star has started all 26 games at right tackle that he's played at Miami since arriving. Last season, Mauigoa earned All-ACC second-team honors. The 6-6, 335-pounder clocked a 1.57 flying 10-yard split. His power output registered almost 10,000 watts, by far the most on the team, almost 1,000 watts more than the next player. Last year, Mauigoa measured at 9,274 watts. His max velocity is 18 mph and his vertical jump is 30 1/2 inches."*

• Mauigoa - who was listed as a Preseason All-American by multiple outlets, a preseason candidate for the Outland Trophy, Lombardi Trophy and earned All-ACC honorsshowed marked improvement as a pass blocker during his sophomore campaign, allowing just two combined sacks/hits on 534 pass-blocking snaps according to PFF.

• A former five-star recruit out of American Samoa by way of IMG Academy, Mauigoa was the only FBS tackle with two or fewer knockdowns allowed on 500-plus pass-blocking snaps. He is projected as a top-10 NFL pick in 2026.

## AROUND THE ACC:

| TEAM           | OVERALL   | ACC      |
|----------------|-----------|----------|
| Miami          | 2-0 1.000 | 0-0 .000 |
| California     | 2-0 1.000 | 0-0 .000 |
| Florida State  | 2-0 1.000 | 0-0 .000 |
| Georgia Tech   | 2-0 1.000 | 0-0 .000 |
| Louisville     | 2-0 1.000 | 0-0 .000 |
| NC State       | 2-0 1.000 | 0-0 .000 |
| Pittsburgh     | 2-0 1.000 | 0-0 .000 |
| Wake Forest    | 2-0 1.000 | 0-0 .000 |
| Boston College | 1-1 .500  | 0-0 .000 |
| Clemson        | 1-1 .500  | 0-0 .000 |
| Duke           | 1-1 .500  | 0-0 .000 |
| North Carolina | 1-1 .500  | 0-0 .000 |
| SMU            | 1-1 .500  | 0-0 .000 |
| Syracuse       | 1-1 .500  | 0-0 .000 |
| Virginia       | 1-1 .500  | 0-0 .000 |
| Stanford       | 0-2 .000  | 0-0 .000 |
| Virginia Tech  | 0-2 .000  | 0-0 .000 |

## WE RUN THIS STATE: HURRICANES LEAD THE WAY

• Among what is commonly referred to as the "Big Three" programs in the Sunshine State - Miami, Florida and Florida State, the Hurricanes are now the all-time state leaders in both wins vs. in-state opponents and winning percentage. UM's win against Florida was its 100th and propelled UM to the best winning percentage in the state.

| Opponents             | Miami    | FSU     | Florida |
|-----------------------|----------|---------|---------|
| Bethune-Cookman       | 7-0      | 1-0     | ----    |
| Florida               | 30-27    | 28-38-2 | XXXX    |
| Florida A&M           | 11-1     | ----    | 1-0     |
| Florida State         | 36-33    | XXXX    | 38-28-2 |
| Florida Atlantic      | 3-0      | ----    | 4-0     |
| Florida International | 3-1      | ----    | 1-0     |
| Miami                 | XXXX     | 33-35   | 27-30   |
| Stetson               | 5-5-2    | 6-1-1   | 15-2-2  |
| UCF                   | 2-0      | 1-0     | 2-1     |
| USF                   | 6-1      | 3-1     | 3-0     |
| Record                | 103-68-2 | 72-75-3 | 91-61-4 |
| Winning pct           | .601     | .493    | .593    |



## MIAMI IN SEASON OPENERS

### MODERN ERA OF UM FOOTBALL (1979)

| YEAR | UM | OPP TEAM | W/L                     | SCORE        |
|------|----|----------|-------------------------|--------------|
| 1979 | —  | —        | Louisville              | W 24-12      |
| 1980 | —  | —        | at Louisville           | W 24-10      |
| 1981 | —  | 17       | Florida                 | W 21-20      |
| 1982 | 15 | 16       | at Florida              | L 14-17      |
| 1983 | —  | —        | at Florida              | L 3-28       |
| 1984 | 10 | 1        | Auburn (New Jersey)     | W 20-18      |
| 1985 | —  | 5        | Florida                 | L 23-35      |
| 1986 | 3  | —        | at South Carolina       | W 34-14      |
| 1987 | 10 | 20       | Florida                 | W 31-4       |
| 1988 | 6  | 1        | Florida State           | W 31-0       |
| 1989 | 3  | —        | at Wisconsin            | W 51-3       |
| 1990 | 1  | 16       | at BYU                  | L 21-28      |
| 1991 | 3  | —        | at Arkansas             | W 31-3       |
| 1992 | 1  | 23       | at Iowa                 | W 24-7       |
| 1993 | 4  | 20       | at Boston College       | W 23-7       |
| 1994 | 6  | —        | Georgia Southern        | W 56-0       |
| 1995 | 12 | —        | at UCLA                 | L 8-31       |
| 1996 | 11 | —        | at Memphis              | W 30-7       |
| 1997 | 14 | —        | at Baylor               | W 45-14      |
| 1998 | —  | —        | East Tennessee St.      | W 66-17      |
| 1999 | 12 | 9        | Ohio State (New Jersey) | W 23-12      |
| 2000 | 6  | —        | McNeese State           | W 61-14      |
| 2001 | 2  | —        | at Penn State           | W 33-7       |
| 2002 | 1  | —        | Florida A&M             | W 63-17      |
| 2003 | 3  | —        | at Louisiana Tech       | W 48-9       |
| 2004 | 5  | 4        | Florida State           | W (OT) 16-10 |
| 2005 | 9  | 14       | at Florida State        | L 7-10       |
| 2006 | 11 | 11       | Florida State           | L 10-13      |
| 2007 | —  | —        | Marshall                | W 31-3       |
| 2008 | —  | —        | Charleston Southern     | W 52-7       |
| 2009 | —  | 18       | at Florida State        | W 38-34      |
| 2010 | 13 | —        | Florida A&M             | W 45-0       |
| 2011 | —  | —        | at Maryland             | L 24-32      |
| 2012 | —  | —        | at Boston College       | W 41-32      |
| 2013 | —  | —        | FAU                     | W 34-6       |
| 2014 | —  | —        | at Louisville*          | L 13-31      |
| 2015 | —  | —        | Bethune-Cookman         | W 45-0       |
| 2016 | —  | —        | Florida A&M             | W 70-0       |
| 2017 | 18 | —        | Bethune-Cookman         | W 41-13      |
| 2018 | 8  | 24       | LSU (Arlington, Texas)  | L 17-33      |
| 2019 | —  | 8        | Florida (Orlando)       | L 20-24      |
| 2020 | —  | —        | UAB                     | W 31-14      |
| 2021 | 14 | 1        | Alabama (Atlanta)       | L 13-44      |
| 2022 | 16 | —        | Bethune-Cookman         | W 70-13      |
| 2023 | —  | —        | Miami (OH)              | W 38-3       |
| 2024 | 19 | —        | at Florida              | W 41-17      |
| 2025 | 10 | 6        | Notre Dame              | W 27-24      |

Opening At Home: 20-2

Opening On Road: 13-7

Opening at Neutral Site: 2-3

Combined Since 1979: 34-12

\*\*\*1979 is the year Howard Schnellenberger arrived to the University of Miami as head coach, jumpstarting what is considered the modern era of Miami Hurricanes Football.

\*\*\*Prior to Schnellenberger's arrival, Miami was 33-19 in season openers dating back to its first year of football in

## A "MENACE" REUNITES WITH HIS FORMER COACH

• One of Miami's key additions via the transfer portal came in the second window following spring practice, when the Hurricanes added former Rutgers standout Mo Toure (pronounced tur-RAY) to its linebacker room.

• Toure had a breakout 2023, playing in all 13 games for Rutgers and making eight starts during that season. Then under now Miami defensive coordinator Corey Hetherman (then Rutgers linebackers coach), Toure was second on the team with 93 tackles and led the Scarlet Knights with nine-and-a-half tackles for loss. He also played in Rutgers' 2023 Pinstripe Bowl win over Miami. Toure has started both games at linebacker for Miami in 2025.

• Toure, who has the moniker "Mo The Menace," was named to the Butkus Award watch list in 2024, but suffered ACL injuries that ended his 2022 and 2024 seasons. Toure is in his seventh season of college football. He picked Miami over offers from Indiana, North Carolina and Penn State out of the transfer portal.

• **Mario Cristobal on Toure:** "There is a ton of versatility with Mo. He is very physical. He is large at 240 pounds and he has produced in the Big Ten at a high level. We have a motivated version of Mo and I am excited to see what that looks like. He is physical at the point of attack and a really good tackler."

## JOYCE RETURNS, UM ADDS TO SPECIALIST ROOM

• Miami returns one of the top punters in the nation in Australia native **Dylan Joyce**, who has averaged 43.3 yards per punt in his two seasons at The U. But after losing graduating senior and Andy Borregales to the NFL Draft, the Hurricanes added **K Carter Davis** from FAU, **K Bert Auburn** from Texas and **LS Adam Booker** from Charlotte.

• Auburn connected on 76% of his career field goals (66-for-86) at Texas, while Davis went 4-for-11 at FAU.

## CANES REEL IN #1 RANKED ACC CLASS YET AGAIN

• For the third straight year, the Miami Hurricanes reeled in the best recruiting class in the ACC by the 247Sports rankings in 2024. The Hurricanes' incoming group was ranked No. 13 in the nation.

• Miami's 2025 class, inked in December 2024, was the top-rated group in the ACC for the third consecutive cycle.

• Miami's group featured eight players ranked in the Top247 rankings: DL **Hayden Lowe** (No. 16), RB **Girard Pringle, Jr.** (No. 151), OL **Seuseu Alofaituli** (No. 163), TE **Brock Schott** (No. 174), WR **Joshua Moore** (No. 193), DL **Herbert Scroggins** (No. 195), DB **Bryce Fitzgerald** (No. 237) and QB **Luke Nickel** (No. 247).

• The Hurricanes' 2024 group ranked No. 6 in the nation, while its 2023 group - the first full cycle under Cristobal - was ranked No. 8. According to Pick Six Previews, Miami was one of just 14 programs to sign a top 25 high school recruiting class and transfer class and one of just six to do it in three consecutive years - 2023, 2024 and 2025.

## 51 YEARS AND COUNTING FOR #NFLU STREAK

• With seven players selected in the 2025 NFL Draft, the Miami Hurricanes extended their streak to 51 consecutive years with at least one pick. The Hurricanes trail only Michigan (1939), USC (1939) and Florida (1952) in consecutive years with at least one pick; Miami's streak began in 1975 and continued in 2025.

## CRISTOBAL'S PROVEN TRACK RECORD STACKS UP

• **Mario Cristobal** is one of only seven active FBS head coaches to have won multiple conference titles at the Power-4 or Power-5 level, which he did at Oregon (2019, 2020) before his departure to Miami. The only other coaches to have done so are Dabo Swinney (at Clemson), Lincoln Riley (Oklahoma), Kirby Smart (Georgia), Ryan Day (Ohio State), Bret Bielema (Wisconsin), Mike Gundy (Oklahoma State) and Kirk Ferentz (Iowa).





## FORMER RETIRED NUMBERS HONORED BY CANES

• For the second straight year since originally many of them were originally retired, jersey numbers 10 (**Raul Aguirre, Jr. & Malachi Toney**) and 42 (**Artavius Jones**) will be worn by Hurricanes on the field in 2025. In addition, two other retired numbers - 14 (**Hayden Lowe**) and 13 (**Bryce Fitzgerald & Daylyn Upshaw**) will also be worn.

• There are patches honoring George Mira Sr. (#10), Jim Dooley (#42), Gino Torretta (#13) & Vinny Testaverde (#14), whose numbers are among the most recognizable in UM history and came out of retirement in 2024.

From their respective University of Miami Sports Hall of Fame bios:

### George Mira, Sr.

*"Mira Sr. will long be remembered by Hurricane fans as one of Miami's greatest quarterbacks and perhaps the 'Canes greatest player ever. In his three year career, Mira set numerous passing records, some of which are still in the record books. During his career, Miami once again gained national prominence, reaching the 1961 Liberty Bowl, the first bowl appearance in 19 years. Mira was the quarterback and passer for the '60's, he could drop back and pass and scramble when he had to, which earned him his nickname "The Matador". In 1962 Mira lead the Hurricanes to the Gotham Bowl in New York City and proved to the country that he was the real deal"*

### Jim Dooley



*"Jim Dooley is a football legend at the University of Miami. Dooley was the first Hurricane football player to have his jersey number retired, #42, the first Hurricane player to be selected in the first round of the NFL draft, to the Chicago Bears, in 1952, and the first, and only, UM player to be an NFL head coach. Jim came to the University of Miami in 1947 after a stellar high school career at Miami High. As a junior and senior Dooley was a true "sixty minute man" playing both offense and defense. He set several records during his UM days, 17 interceptions on defense and over 1,000 yards rushing on offense. In 1951, Dooley intercepted 10 passes and was named first-team All-American by the associated Press. Dooley played in both the 1951 Orange Bowl Classic and the 1952 Gator Bowl where he earned MVP honors and setting a Gator Bowl record with 4 interceptions"*

### Vinny Testaverde

*Vinny Testaverde came to the Hurricanes by way of Elmont, New York in the fall of 1982. Vinny was the first player in U.M. history to win the Heisman Trophy, 1986. Vinny is one of only a handful of Hurricane football players to have his number retired (14). On the career lists Vinny ranked, at the time, second in passing yardage, (6,058), tied with Steve Walsh for first in touchdown passes (48) and fourth in pass completions (413). In addition to winning the Heisman Trophy, he also won the Davey O'Brien Award, the Walter Camp Player of the Year Award, the Maxwell Award and was voted a consensus first-team All-American. As a starter, Vinny led the Hurricanes to a 21-1 regular season mark over two years. Testaverde was selected the first pick in the 1987 NFL draft by the Tampa Bay Buccaneers and played on several other NFL teams during his long, and successful, career.*

### Gino Torretta

*"Gino Torretta capped an illustrious collegiate career by bringing the prestigious Heisman Trophy award back to the Coral Gables campus in 1992. The 1992 season was to be Gino Torretta's coronation as the Heisman favorite. But the season started amidst disaster as Hurricane Andrew ripped through South Florida just 12 days before the season opener at Iowa. Dealing with the emotional aftermath, Gino led the Hurricanes to a 24-7 win over the Hawkeyes on national television by passing for 433 yards and two touchdowns. If there was a game that typified his career it was the win against Florida State. Miami trailed 16-10 with 9:05 left in the fourth period when Gino led the Hurricanes on a 58-yard scoring drive to take the lead. Torretta took every award available to him in '92: the Maxwell Award (best overall player), Davey O'Brien Award (top quarterback), Unitas Award (top senior quarterback), consensus All-American, and every Player of the Year Award."*





# HEAD COACH MARIO CRISTOBAL

FOURTH SEASON | MIAMI, 1993

Career Record: 86-76 | UM Record: 24-16 | ACC Record: 12-12

Mario Cristobal, who helped lead the University of Miami to two national championships in 1989 and 1991 as a standout offensive lineman, was named the University's 26th football head coach on December 6, 2021.

One of college football's most highly regarded coaches, Cristobal returned to his alma mater after leading the University of Oregon to three straight Pac-12 Conference championship game appearances and two Pac-12 titles. He is the only coach in the nation whose team has played in a Power Five conference championship game in each of the past three seasons before arriving at Miami.

The Hurricanes showed tremendous growth from Year 1 to Year 2 under Cristobal's direction; Miami was No. 24 in total defense and No. 31 in total offense in all of FBS in 2023, jumping 40 spots in total defense (up from No. 64) and 60 spots in total offense (up from No. 85). Miami pulled in the top two recruiting classes in program history in the modern era by every ranking in his two full cycles - the No. 7 class in the nation in 2023 and the No. 4 class in 2024.

Cristobal brought more than 20 years of FBS coaching experience to Coral Gables, including 10 as a head coach. He compiled a 35-13 record at Oregon, leading the Ducks to consecutive Pac-12 titles in 2019 and 2020. Oregon advanced to three straight conference championship games from 2019 to 2021 and earned bowl-game appearances in each of Cristobal's seasons in Eugene, highlighted by a Rose Bowl victory that capped a 12-win season and No. 5 ranking in the final Associated Press and AFCA Coaches polls in 2019. Cristobal was named the Associated Press Pac-12 Coach of the Year for his efforts that season.

Over Cristobal's first three seasons in Eugene, Oregon players earned 44 all-conference selections and 14 players were selected in the NFL Draft, including first-round selections in each of the past three drafts. With the selections of Kayvon Thibodeaux (2022), Penei Sewell (2021) and Justin Herbert (2020), Cristobal is one of only two active head coaches to produce top-10 picks in each of the last three drafts.

During his tenure as both an assistant and head coach at Oregon, two players—Noah Sewell and Thibodeaux—earned Pac-12 Defensive Freshman of the Year honors, and three players—Thibodeaux, Penei Sewell, and Tyrell Crosby—earned the Morris Trophy, awarded to the Pac-12's best offensive and defensive linemen. Cristobal served as Oregon's co-offensive coordinator, run-game coordinator, and offensive line coach during the 2017 season before being elevated to head coach.

Cristobal's national title-winning pedigree isn't limited to his time as a player. At Alabama, where he served as assistant head coach, offensive line coach, and recruiting coordinator, he helped lead the Crimson Tide to the national championship in 2015 and a runner-up finish the following season. During his four years in Tuscaloosa, from 2013 to 2016, five Alabama offensive linemen were selected in the NFL Draft and, with Cristobal's tutelage, the 2015 offensive line unit won the inaugural Joe Moore Award, given to the most outstanding offensive line unit in the nation.

Cristobal's move to Miami brings his coaching career full circle. A son of South Florida who played prep football at nearby Christopher Columbus High School, he launched his coaching career as a graduate assistant coach at Miami from 1998 to 2000 under head coach Butch Davis. He served as an assistant coach at Rutgers from 2001 to 2003 and then returned to Miami as an assistant coach from 2004 to 2006 under head coach Larry Coker.

In 2007, Cristobal was named head coach at Florida International University, becoming the first Cuban American head coach in FBS history. He inherited a struggling FIU program that had been winless the year before his arrival and, in just his fourth season, led it to the Sun Belt Conference title and a bowl-game victory.

Cristobal, who played his Hurricanes career under coaches Jimmy Johnson and Dennis Erickson, was an All-Big East selection in 1992. He is a double-alumnus of the University of Miami, earning a bachelor's degree in business administration and a master's degree from the University. Cristobal was born in Miami on Sept. 24, 1970. He and his wife, Jessica, married in June 2006 and are the parents of two sons, Mario Mateo and Rocco.

## MARIO CRISTOBAL FILE

Hometown: Miami, Fla.

College: Miami, 1993

Birthdate: September 24, 1970

Wife: Jessica

Children: Mario Mateo, Rocco

Miami (Graduate Assistant), 1998-2000

Rutgers (Offensive Tackles / Tight Ends),  
2001-2002

Rutgers (Offensive Line), 2003

Miami (Tight Ends), 2004-2005

Miami (Offensive Line), 2006


FIU (Head Coach), 2007-2012

Alabama (Assistant Head Coach / Offensive  
Line), 2013-2016

Oregon (Co-Offensive Coordinator / Of-  
fensive Line), 2017

Oregon (Head Coach) - 2018-2021

Miami (Head Coach) - 2022 -







## SINGLE GAME RECORDS

### RUSHING

#### RUSHING ATTEMPTS

| PLAYER             | OPPONENT, DATE              | ATT |
|--------------------|-----------------------------|-----|
| 1. Ottis Anderson  | at Florida, 12/2/78         | 39  |
| Edgerrin James     | UCLA, 12/5/98               | 39  |
| Willis McGahee     | Virginia Tech, 12/7/02      | 39  |
| 4. Clinton Portis  | at Boston College, 11/10/01 | 36  |
| 5. Clinton Portis  | at Virginia Tech, 12/1/01   | 34  |
| 6. Lorenzo Roan    | East Carolina, 11/8/80      | 33  |
| Edgerrin James     | at Boston College, 10/18/97 | 33  |
| James Jackson      | Penn State, 9/18/99         | 33  |
| Dallas Crawford    | at North Carolina, 10/17/13 | 33  |
| 10. Woody Thompson | Boston College, 10/12/73    | 32  |
| Willis McGahee     | at West Virginia, 10/26/02  | 32  |

#### RUSHING YARDS

| PLAYER            | OPPONENT, DATE              | ATT | YDS |
|-------------------|-----------------------------|-----|-----|
| 1. Edgerrin James | UCLA, 12/5/98               | 39  | 299 |
| 2. Edgerrin James | at Boston College, 10/18/97 | 33  | 271 |
| 3. Duke Johnson   | at Virginia Tech, 10/23/14  | 29  | 249 |
| Lorenzo Roan      | East Carolina, 11/8/80      | 33  | 249 |
| 5. Willis McGahee | Virginia Tech, 12/7/02      | 39  | 205 |
| 6. Willis McGahee | at Florida, 9/7/02          | 24  | 204 |
| Mark Walton       | Toledo, 9/23/17             | 11  | 204 |
| 8. Jason Geathers | Florida A&M, 8/31/02        | 22  | 199 |
| 9. Frank Gore     | at Virginia, 11/13/04       | 28  | 195 |
| Tyrone Moss       | North Carolina, 10/29/05    | 24  | 195 |

#### RUSHING AVERAGE

#### MINIMUM 4 ATTEMPTS

| PLAYER          | OPPONENT, DATE            | ATT | AVG  |
|-----------------|---------------------------|-----|------|
| 1. Jack Losch   | Bucknell, 11/11/55        | 4   | 39.3 |
| 2. Al Shipman   | Georgia Southern, 9/3/94  | 5   | 26.0 |
| 3. Frank Gore   | West Virginia, 10/25/01   | 6   | 20.7 |
| 4. Walter Watt  | at St. Louis, 10/16/42    | 6   | 20.3 |
| 5. Mark Walton  | Toledo, 9/23/17           | 11  | 18.5 |
| 6. Larry Jones  | at Pittsburgh, 11/6/93    | 8   | 16.9 |
| 7. Jack Losch   | Boston College, 11/4/55   | 8   | 16.3 |
| 8. Duke Johnson | Cincinnati, 10/11/14      | 10  | 16.2 |
| Eddie Dunn      | Spring Hill, 10/8/37      | 8   | 16.2 |
| 10. Eddie Dunn  | Georgia Southern, 10/1/37 | 11  | 15.9 |

#### TOUCHDOWNS

| PLAYER            | OPPONENT, DATE           | TD |
|-------------------|--------------------------|----|
| 1. Willis McGahee | Virginia Tech, 12/7/02   | 6  |
| 2. Bill L'Italien | Piedmont, 10/28/32       | 5  |
| 3. Mark Walton    | FAU, 9/10/16             | 4  |
| Melvin Bratton    | Boston College, 11/23/84 | 4  |
| Alonzo Highsmith  | at Notre Dame, 10/6/84   | 4  |
| Willis McGahee    | at Temple, 9/14/02       | 4  |
| Tyrone Moss       | North Carolina, 10/29/05 | 4  |

#### LONGEST RUSH FROM SCRIMMAGE

| PLAYER              | OPPONENT, DATE              | YDS |
|---------------------|-----------------------------|-----|
| 1. Jordan Lyle      | at USF, 9/21/24             | 91  |
| 2. Duke Johnson     | North Carolina, 11/1/14     | 90  |
| Jack Losch          | Bucknell, 11/11/55          | 90  |
| 4. Larry Jones      | at Pittsburgh, 11/6/93      | 88  |
| 5. Mike Vacchio     | Florida State, 10/5/51      | 87  |
| 7. Danyell Ferguson | at Boston College, 11/11/95 | 85  |
| 7. Harry Ghoul      | Florida, 11/21/47           | 82  |
| Al Shipman          | Georgia Southern, 9/3/94    | 82  |
| Clinton Portis      | McNeese State, 8/31/00      | 82  |
| Mark Walton         | Toledo, 9/23/17             | 82  |

### PASSING

#### COMPLETIONS

| PLAYER            | OPPONENT, DATE              | ATT | CMP |
|-------------------|-----------------------------|-----|-----|
| 1. Tyler Van Dyke | North Carolina, 10/8/22     | 57  | 42  |
| 2. D'Eriq King    | Michigan State, 9/18/21     | 59  | 38  |
| 3. Brock Berlin   | West Virginia, 10/2/03      | 54  | 37  |
| 4. Cam Ward       | at California, 10/5/24      | 53  | 35  |
| 5. Steve Walsh    | vs. Arkansas, 11/26/88      | 50  | 33  |
| 6. Brad Kaaya     | Pittsburgh, 11/5/16         | 47  | 32  |
| Gino Torretta     | San Jose State, 10/14/89    | 49  | 32  |
| Craig Erickson    | at California, 9/15/90      | 47  | 32  |
| Ryan Collins      | Memphis, 11/27/93           | 54  | 32  |
| 10. Steve Walsh   | at Notre Dame, 10/15/88     | 50  | 31  |
| Gino Torretta     | at Iowa, 9/5/92             | 51  | 31  |
| Stephen Morris    | at Georgia Tech, 9/22/12    | 52  | 31  |
| Tyler Van Dyke    | at North Carolina, 10/14/23 | 48  | 31  |

#### ATTEMPTS

| PLAYER            | OPPONENT, DATE              | COMP | ATT |
|-------------------|-----------------------------|------|-----|
| 1. D'Eriq King    | Michigan State, 9/18/21     | 38   | 59  |
| 2. Tyler Van Dyke | North Carolina, 10/8/22     | 42   | 57  |
| 3. Ryan Collins   | Memphis, 11/27/93           | 32   | 54  |
| Brock Berlin      | West Virginia, 10/2/03      | 37   | 54  |
| 5. Cam Ward       | at California, 10/5/24      | 35   | 53  |
| 6. Craig Erickson | at BYU, 9/8/90              | 28   | 52  |
| Stephen Morris    | at Georgia Tech, 9/22/12    | 31   | 52  |
| 8. Gino Torretta  | at Iowa, 9/5/92             | 31   | 51  |
| 9. Jacory Harris  | at North Carolina, 11/14/09 | 28   | 50  |
| Bernie Kosar      | Maryland, 11/10/84          | 30   | 50  |
| Steve Walsh       | at Notre Dame, 10/15/88     | 31   | 50  |
| Steve Walsh       | Arkansas, 11/26/88          | 33   | 50  |

#### PASSING YARDS

| PLAYER            | OPPONENT, DATE            | COMP | ATT | YDS |
|-------------------|---------------------------|------|-----|-----|
| 1. Stephen Morris | NC State, 9/29/12         | 26   | 49  | 566 |
| 2. Gino Torretta  | San Diego State, 11/30/91 | 23   | 44  | 485 |
| 3. Gino Torretta  | San Jose State, 10/14/89  | 32   | 49  | 468 |
| 4. Craig Erickson | at California, 9/15/90    | 32   | 47  | 467 |
| 5. Bernie Kosar   | Boston College, 11/23/84  | 25   | 38  | 447 |
| 6. Cam Ward       | at California, 10/5/24    | 35   | 53  | 437 |
| 7. Stephen Morris | at Georgia Tech, 9/22/12  | 31   | 52  | 436 |
| 8. Gino Torretta  | at Iowa, 9/5/92           | 31   | 51  | 433 |
| 9. Tyler Van Dyke | at Pittsburgh, 10/30/21   | 32   | 42  | 426 |
| 10. Steve Walsh   | at Notre Dame, 10/15/88   | 31   | 50  | 424 |
| Craig Erickson    | San Diego State, 11/18/89 | 27   | 45  | 424 |

#### TOUCHDOWNS

| PLAYER                      | OPPONENT, DATE             | TD |
|-----------------------------|----------------------------|----|
| 1. Bernie Kosar             | at Cincinnati, 10/13/84    | 5  |
| Steve Walsh                 | Cincinnati, 10/22/88       | 5  |
| Ken Dorsey                  | Boston College, 11/25/00   | 5  |
| Brock Berlin                | at NC State, 10/23/04      | 5  |
| Kyle Wright                 | at Wake Forest, 11/12/05   | 5  |
| Stephen Morris              | NC State, 9/29/12          | 5  |
| Cam Ward                    | at California, 10/5/24     | 5  |
| 8. 21 times, most recently: |                            | 4  |
| Tyler Van Dyke              | at Florida State, 11/13/21 |    |

#### LONGEST PASS PLAY

| PLAYERS                            | OPPONENT, DATE             | YDS |
|------------------------------------|----------------------------|-----|
| 1. Gino Torretta (Horace Copeland) | at Arkansas, 8/31/91       | 99  |
| 2. Kyle Wright (Darnell Jenkins)   | at North Carolina, 10/6/07 | 97  |
| 3. Kyle Wright (Sinorice Moss)     | at Temple, 10/15/05        | 92  |
| 4. V. Testaverde (A. Highsmith)    | at East Carolina, 10/5/85  | 88  |
| Gino Torretta (Wesley Carroll)     | Cincinnati, 10/7/89        | 88  |
| 6. Stephen Morris (Herb Waters)    | USF, 11/17/12              | 87  |
| 7. Bernie Kosar (Eddie Brown)      | at Cincinnati, 10/13/84    | 85  |
| Scott Covington (Tony Gaiter)      | Pittsburgh, 9/28/96        | 85  |
| 9. Scott Covington (Reggie Wayne)  | Virginia Tech, 9/19/98     | 84  |
| Stephen Morris (Allen Hurns)       | Virginia Tech, 11/9/13     | 84  |

### RECEIVING

| PLAYER              | OPPONENT, DATE              | YDS | REC |
|---------------------|-----------------------------|-----|-----|
| 1. Michael Harley   | at Duke, 11/27/21           | 96  | 13  |
| 2. Willie Smith     | Maryland, 11/10/84          | 128 | 12  |
| Phillip Dorsett     | USF, 11/17/12               | 111 | 12  |
| Xavier Restrepo     | Georgia Tech, 10/7/23       | 123 | 12  |
| 5. Jerry Daanen     | LSU, 10/9/65                | 127 | 11  |
| Willie Smith        | vs. Florida, 9/1/84         | 152 | 11  |
| Cleveland Gary      | at Notre Dame, 10/15/88     | 130 | 11  |
| Wesley Carroll      | at California, 9/15/90      | 208 | 11  |
| Wesley Carroll      | Syracuse, 11/24/90          | 97  | 11  |
| Kellen Winslow      | vs. Ohio State, 1/3/03      | 122 | 11  |
| Xavier Restrepo     | at North Carolina, 10/14/23 | 96  | 11  |
| 12. Eddie Brown     | Boston College, 11/23/84    | 220 | 10  |
| Willie Smith        | at Louisville, 11/3/84      | 124 | 10  |
| Andre Brown         | BYU, 12/3/88                | 131 | 10  |
| Wesley Carroll      | at Florida State, 10/28/89  | 119 | 10  |
| Christopher Herndon | Syracuse, 10/21/17          | 96  | 10  |
| Mike Harley         | Virginia, 10/24/20          | 170 | 10  |

#### RECEIVING YARDS

| PLAYER             | OPPONENT, DATE           | REC | YDS |
|--------------------|--------------------------|-----|-----|
| 1. Eddie Brown     | Boston College, 11/23/84 | 10  | 220 |
| 2. Charleson Rambo | Georgia Tech, 11/6/21    | 7   | 210 |
| 3. Wesley Carroll  | at California, 9/15/90   | 11  | 208 |
| 4. Phillip Dorsett | Arkansas State, 9/13/15  | 4   | 201 |
| 5. Andre Johnson   | vs. Nebraska, 1/3/02     | 7   | 199 |
| 6. Michael Irvin   | East Carolina, 11/27/86  | 8   | 194 |
| 7. Andre Johnson   | Virginia Tech, 12/7/02   | 6   | 193 |
| Xavier Restrepo    | Louisville, 11/18/23     | 8   | 193 |
| 9. Phillip Dorsett | NC State, 9/29/12        | 7   | 191 |
| 10. Joe Schmidt    | at Houston, 11/1/69      | 5   | 186 |

### TOTAL OFFENSE

#### TOTAL YARDS

| PLAYER            | OPPONENT, DATE            | RUSH | PASS | YDS |
|-------------------|---------------------------|------|------|-----|
| 1. Stephen Morris | NC State, 9/29/12         | 2    | 566  | 568 |
| 2. D'Eriq King    | at NC State, 11/6/2020    | 105  | 430  | 535 |
| 3. Gino Torretta  | San Diego State, 11/30/91 | -11  | 485  | 474 |
| 4. Craig Erickson | at California, 9/15/90    | 5    | 467  | 472 |
| 5. Cam Ward       | at California, 10/5/24    | 15   | 437  | 452 |
| 6. Gino Torretta  | at Iowa, 9/5/92           | 18   | 433  | 451 |
| 7. Stephen Morris | at Georgia Tech, 9/22/12  | 10   | 436  | 446 |
| 8. Gino Torretta  | San Jose State, 10/14/89  | -25  | 468  | 443 |
| 9. Bernie Kosar   | Boston College, 11/23/84  | -11  | 447  | 436 |
| 10. Steve Walsh   | at Notre Dame, 10/15/88   | -4   | 424  | 420 |

### SCORING

#### TOTAL TOUCHDOWNS

| PLAYERS           | OPPONENT, DATE           | TD |
|-------------------|--------------------------|----|
| 1. Willis McGahee | Virginia Tech, 12/7/02   | 6  |
| 2. Bill L'Italien | Piedmont, 10/28/33       | 5  |
| 3. Mark Walton    | FAU, 9/10/16             | 4  |
| Melvin Bratton    | Boston College, 11/23/84 | 4  |
| Alonzo Highsmith  | at Notre Dame, 10/6/84   | 4  |
| Willis McGahee    | at Temple, 9/14/02       | 4  |
| Tyrone Moss       | North Carolina, 10/29/05 | 4  |
| Mike James        | at Georgia Tech, 9/22/12 | 4  |

#### PAT KICKS MADE

| PLAYER             | OPPONENT, DATE               | XPA | XPM |
|--------------------|------------------------------|-----|-----|
| 1. Matt Goudis     | Savannah State, 9/21/13      | 11  | 11  |
| 2. Michael Badgley | FAMU, 9/3/16                 | 10  | 10  |
| 3. Andy Crosland   | East Tennessee State, 9/5/98 | 9   | 9   |
| Todd Sievers       | Florida A&M, 8/31/02         | 9   | 9   |
| 5. Carlos Huerta   | Cincinnati, 10/7/89          | 8   | 8   |
| Dane Prewitt       | at San Diego State, 11/28/92 | 8   | 8   |
| Dane Prewitt       | Georgia Southern, 9/3/94     | 8   | 8   |
| Dane Prewitt       | Rutgers, 10/14/95            | 8   | 8   |
| Todd Sievers       | Syracuse, 11/17/01           | 8   | 8   |
| Todd Sievers       | Washington, 11/24/01         | 9   | 8   |
| Todd Sievers       | Virginia Tech, 12/7/02       | 8   | 8   |



## SINGLE GAME RECORDS

### FIELD GOALS MADE

| PLAYERS            | OPPONENT, DATE              | FGM |
|--------------------|-----------------------------|-----|
| 1. Jon Peattie     | West Virginia, 10/2/03      | 5   |
| Michael Badgley    | Nebraska, 9/19/15           | 5   |
| Michael Badgley    | at Pittsburgh, 11/27/15     | 5   |
| 3. Michael Badgley | Duke, 11/26/16              | 4   |
| Danny Miller       | Houston, 9/19/81            | 4   |
| Danny Miller       | North Texas, 11/22/80       | 4   |
| Greg Cox           | vs. Florida, 9/1/84         | 4   |
| Carlos Huerta      | Syracuse, 11/24/90          | 4   |
| Dane Prewitt       | Washington, 9/24/94         | 4   |
| Todd Sievers       | at Penn State, 9/1/01       | 4   |
| Todd Sievers       | at Boston College, 11/10/01 | 4   |
| Todd Sievers       | at Virginia Tech, 12/1/01   | 4   |
| Todd Sievers       | at Tennessee, 11/9/02       | 4   |
| Jake Wieclaw       | USF, 11/17/12               | 4   |
| Jose Borregales    | at Louisville, 9/19/20      | 4   |

### LONGEST FIELD GOAL

| PLAYERS            | OPPONENT, DATE            | YDS |
|--------------------|---------------------------|-----|
| 1. Danny Miller    | at Florida State, 11/7/81 | 57  |
| Michael Badgley    | Georgia Tech, 11/21/15    | 57  |
| Jose Borregales    | at Louisville, 9/19/20    | 57  |
| 4. Andy Borregales | Virginia Tech, 9/27/24    | 56  |
| 5. Danny Miller    | Florida, 9/5/81           | 55  |
| Jon Peattie        | Virginia Tech, 11/4/06    | 55  |
| Andres Borregales  | Michigan State, 9/18/21   | 55  |
| 8. Chris Dennis    | Navy, 11/7/75             | 54  |
| 9. Danny Miller    | Notre Dame, 11/28/81      | 53  |
| Todd Sievers       | at Florida, 9/7/02        | 53  |

## DEFENSE

### INTERCEPTIONS

| PLAYERS            | OPPONENT, DATE            | INT |
|--------------------|---------------------------|-----|
| 1. Joe Dixon       | Catholic, 11/12/37        | 3   |
| Bill Steiner       | Georgia, 12/6/40          | 3   |
| Al Hudson          | Michigan State, 11/23/45  | 3   |
| Whitey Campbell    | Chattanooga, 10/25/46     | 3   |
| Whitey Campbell    | Rollins, 10/17/47         | 3   |
| Al Hudson          | Georgia, 10/22/48         | 3   |
| John Bookman       | Boston College, 10/5/56   | 3   |
| Larry DiGiammarino | Oregon, 12/6/58           | 3   |
| Gene Coleman       | Florida, 12/1/79          | 3   |
| Bobby Harden       | BYU, 12/3/88              | 3   |
| Kenny Phillips     | at Duke, 10/21/06         | 3   |
| Kam Kinchens       | at Georgia Tech, 11/12/22 | 3   |

### LONGEST INTERCEPTION RETURN

| PLAYER            | OPPONENT, DATE             | YDS |
|-------------------|----------------------------|-----|
| 1. Selwyn Brown   | at Boston College, 9/28/85 | 100 |
| 2. Paul Hefti     | Fordham, 10/29/54          | 98  |
| 3. Maurice Sikes  | at Florida, 9/7/02         | 97  |
| 4. Ed Injaychock  | Chattanooga, 10/25/46      | 96  |
| Gary Streicher    | at Army, 10/28/72          | 96  |
| 6. Kenny Calhoun  | Louisville, 10/8/83        | 92  |
| 7. Dexter Seigler | Temple, 11/14/92           | 89  |
| Al Hudson         | vs. Holy Cross, 1/1/46     | 89  |
| 9. Art Knust      | Marquette, 10/24/54        | 85  |
| Willie Cooper     | at Duke, 10/21/06          | 85  |

## PUNTING

### PUNTING AVERAGE

| PLAYER            | OPPONENT, DATE          | P | AVG  |
|-------------------|-------------------------|---|------|
| 1. Harry Ghaul    | Miami (Ohio), 11/8/46   | 6 | 55.3 |
| 2. Pat O'Donnell  | Virginia Tech, 11/9/13  | 5 | 55.2 |
| 3. Lou Hedley     | Virginia Tech, 11/14/20 | 7 | 52.4 |
| 3. Justin Vogel   | Nebraska, 9/19/15       | 5 | 52.0 |
| 4. Justin Vogel   | at Cincinnati, 10/1/15  | 5 | 51.6 |
| 5. Justin Vogel   | North Carolina, 11/1/14 | 5 | 50.4 |
| 6. Mike Burke     | Houston, 11/21/72       | 6 | 50.3 |
| 7. Brian Monroe   | North Carolina, 10/7/06 | 7 | 49.3 |
| 8. Harry Ghaul    | Georgia, 10/22/48       | 5 | 49.2 |
| 9. Pat O'Donnell  | Virginia, 11/23/13      | 7 | 49.1 |
| 10. Pat O'Donnell | Florida, 9/7/13         | 8 | 49.0 |

### LONGEST PUNT

| PLAYERS           | OPPONENT, DATE              | YDS |
|-------------------|-----------------------------|-----|
| 1. Rob Rajsich    | at Kansas, 9/30/78          | 79  |
| 2. Harry Ghaul    | Florida, 11/21/47           | 77  |
| Rob Rajsich       | Florida State, 9/23/78      | 77  |
| 4. Matt Bosher    | at Duke, 10/18/08           | 76  |
| 5. Matt Bosher    | at Virginia Tech, 11/17/07  | 75  |
| 6. Howard Plasman | Alabama, 11/28/41           | 74  |
| Brian Monroe      | vs. North Carolina, 10/7/06 | 74  |
| 8. John Douglas   | at Florida, 10/15/38        | 73  |
| Justin Vogel      | Clemson, 10/24/15           | 73  |
| 10. Al Kasulin    | Furman, 10/31/42            | 71  |
| Harvey Foster     | Georgia, 11/3/61            | 71  |
| Pat O'Donnell     | Virginia, 11/23/13          | 71  |

### PUNT RETURNS

#### RETURN YARDS

| PLAYER               | OPPONENT, DATE             | RET | YDS |
|----------------------|----------------------------|-----|-----|
| 1. Kevin Williams    | Penn State, 10/12/91       | 4   | 152 |
| 2. Devin Hester      | Louisiana Tech, 9/18/04    | 2   | 142 |
| 3. Santana Moss      | Rutgers, 11/20/99          | 4   | 127 |
| 4. Duane Starks      | at Baylor, 8/30/97         | 4   | 123 |
| 5. Wesley Carroll    | at Wisconsin, 9/9/89       | 6   | 122 |
| 6. Santana Moss      | at Temple, 10/21/00        | 4   | 121 |
| Roscoe Parrish       | at Virginia, 11/13/04      | 3   | 121 |
| 8. Kevin Williams    | Long Beach State, 10/19/91 | 4   | 120 |
| 9. Santana Moss      | Boston College, 11/25/00   | 4   | 114 |
| 10. Phillip Buchanon | Temple, 11/3/01            | 3   | 109 |

### LONGEST PUNT RETURN

| PLAYERS                     | OPPONENT, DATE             | YDS |
|-----------------------------|----------------------------|-----|
| 1. Roscoe Parrish           | at Boston College, 9/20/03 | 92  |
| Devin Hester                | Louisiana Tech, 9/18/04    | 92  |
| 3. Kevin Williams           | Penn State, 10/12/91       | 91  |
| 4. Walter Watt              | Texas A&M, 12/8/44         | 87  |
| Daryl Jones                 | Boston College, 11/25/00   | 87  |
| 6. Duane Starks             | at Baylor, 8/30/97         | 85  |
| Santana Moss                | Boston College, 11/25/00   | 85  |
| 8. Jack Brasington          | at Louisville, 10/8/49     | 82  |
| 9. Hal Johnston / John Mell | LSU, 11/15/46              | 80  |
| 10. Jimmy Dye               | Florida, 12/9/67           | 79  |
| Stacy Coley                 | at Duke, 11/16/13          | 79  |

### KICK RETURNS

#### RETURN YARDS

| PLAYER             | OPPONENT, DATE          | RET | YD  |
|--------------------|-------------------------|-----|-----|
| 1. Duke Johnson    | at Virginia, 11/10/12   | 4   | 214 |
| 2. Najeh Davenport | at Syracuse, 11/28/98   | 7   | 208 |
| 3. Tremain Mack    | at Temple, 11/2/96      | 4   | 205 |
| 4. Tremain Mack    | at Syracuse, 11/30/96   | 3   | 146 |
| 5. Duke Johnson    | at Kansas State, 9/8/12 | 5   | 141 |
| 6. Silvio Cardoso  | at Wake Forest, 9/25/71 | 2   | 140 |
| 7. Tom Sullivan    | Florida State, 9/26/69  | 5   | 135 |
| Ryan Hill          | vs. Virginia, 11/10/07  | 6   | 135 |
| 9. Tim Morgan      | at Notre Dame, 11/20/76 | 4   | 130 |
| Travis Benjamin    | vs. Virginia, 10/27/11  | 4   | 130 |

### LONGEST KICKOFF RETURN

| PLAYER            | OPPONENT, DATE           | YD  |
|-------------------|--------------------------|-----|
| 1. Tim Morgan     | Houston, 10/17/75        | 100 |
| Ottis Anderson    | Utah State, 10/21/78     | 100 |
| Ottis Anderson    | at Tulane, 11/4/78       | 100 |
| Devin Hester      | at NC State, 10/23/04    | 100 |
| 5. Tom Sullivan   | Army, 10/29/71           | 99  |
| 6. Devin Hester   | Florida, 9/6/03          | 97  |
| 7. Russell Coates | West Virginia, 11/28/42  | 96  |
| 8. Tremain Mack   | at Syracuse, 11/30/96    | 95  |
| Duke Johnson      | Bethune-Cookman, 9/17/12 | 95  |
| Duke Johnson      | at Virginia, 11/10/12    | 95  |
| Duke Johnson      | Savannah State, 9/21/13  | 95  |





## 2024 GAME BY GAME STARTERS: OFFENSE

| Game            | QB   | RB            | WR/RB/TE      | WR       | WR     | TE     | LT     | LG        | C         | RG     | RT      |
|-----------------|------|---------------|---------------|----------|--------|--------|--------|-----------|-----------|--------|---------|
| at Florida      | Ward | Martinez      | Restrepo      | George   | Brown  | Arroyo | Rivers | Rodriguez | Carpenter | Cooper | Mauigoa |
| Florida A&M     | Ward | Martinez      | Restrepo      | George   | Brown  | Arroyo | Bell   | McCoy     | Carpenter | Cooper | Mauigoa |
| Ball State      | Ward | Martinez      | Restrepo      | George   | Brown  | Arroyo | Bell   | McCoy     | Carpenter | Cooper | Mauigoa |
| at USF          | Ward | Martinez      | Restrepo      | George   | Brown  | Arroyo | Bell   | McCoy     | Carpenter | Cooper | Mauigoa |
| Virginia Tech   | Ward | Martinez      | Restrepo      | George   | Brown  | Arroyo | Bell   | McCoy     | Carpenter | Cooper | Mauigoa |
| at Cal          | Ward | Martinez      | Restrepo      | George   | Brown  | Arroyo | Bell   | McCoy     | Carpenter | Cooper | Mauigoa |
| at Louisville   | Ward | Fletcher, Jr. | Restrepo      | Horton   | Brown  | Arroyo | Rivers | McCoy     | Carpenter | Cooper | Mauigoa |
| Florida State   | Ward | Fletcher, Jr. | Restrepo      | Horton   | Brown  | Arroyo | Rivers | McCoy     | Carpenter | Cooper | Mauigoa |
| Duke            | Ward | Martinez      | Restrepo      | Horton   | George | Arroyo | Rivers | McCoy     | Carpenter | Cooper | Mauigoa |
| at Georgia Tech | Ward | Fletcher, Jr. | Restrepo      | Horton   | George | Arroyo | Rivers | McCoy     | Carpenter | Cooper | Mauigoa |
| Wake Forest     | Ward | Martinez      | Restrepo      | Horton   | George | Arroyo | Rivers | McCoy     | Carpenter | Cooper | Mauigoa |
| at Syracuse     | Ward | Martinez      | Fletcher, Jr. | Restrepo | George | Arroyo | Rivers | McCoy     | Carpenter | Cooper | Mauigoa |
| Iowa State      | Ward | Martinez      | McCormick     | Trader   | George | Arroyo | Rivers | McCoy     | Carpenter | Cooper | Mauigoa |

## 2024 GAME BY GAME STARTERS: DEFENSE

| Game            | DE     | DT      | DT         | DE      | LB/DE      | LB         | LB/DB       | CB/LB        | S         | S      | CB         |
|-----------------|--------|---------|------------|---------|------------|------------|-------------|--------------|-----------|--------|------------|
| at Florida      | Bain   | Mesidor | Barrow     | Baron   | Bissainthe | Mauigoa    | Alderman    | Porter       | Harris    | Powell | Brown      |
| Florida A&M     | Alston | Mesidor | Barrow     | Baron   | Bissainthe | Mauigoa    | Hill        | Porter       | Harris    | Powell | Frederique |
| Ball State      | Alston | Mesidor | Barrow     | Baron   | Bissainthe | Mauigoa    | Hill        | Porter       | Harris    | Powell | Frederique |
| at USF          | Alston | Mesidor | Barrow     | Baron   | Bissainthe | Mauigoa    | Hill        | Porter       | Harris    | Powell | Richard    |
| Virginia Tech   | Alston | Mesidor | Barrow     | Baron   | Bissainthe | Mauigoa    | Hill        | Porter       | Harris    | Powell | Richard    |
| at Cal          | Bain   | Mesidor | Barrow     | Baron   | Bissainthe | Mauigoa    | Hill        | Porter       | Harris    | Powell | Richard    |
| at Louisville   | Bain   | Mesidor | Barrow     | Baron   | Bissainthe | Mauigoa    | Frederique  | Porter       | Harris    | Powell | Richard    |
| Florida State   | Bain   | Mesidor | Barrow     | Baron   | Bissainthe | Mauigoa    | Frederique  | Porter       | Harris    | Powell | Richard    |
| Duke            | Bain   | Mesidor | Barrow     | Baron   | Bissainthe | Mauigoa    | Frederique  | Porter       | Harris    | Powell | Richard    |
| at Georgia Tech | Bain   | Mesidor | Barrow     | Baron   | Bissainthe | Mauigoa    | Alderman    | Porter       | Harris    | Powell | Frederique |
| Wake Forest     | Bain   | Clark   | Barrow     | Mesidor | Bissainthe | Mauigoa    | Alderman    | Porter       | Harris    | Powell | Frederique |
| at Syracuse     | Bain   | Clark   | Moten, Sr. | Mesidor | Bissainthe | Mauigoa    | M. Williams | Porter       | Harris    | Powell | Frederique |
| Iowa State      | Bain   | Clark   | Moten, Sr. | Barrow  | Mesidor    | Bissainthe | Mauigoa     | Aguirre, Jr. | Patterson | Powell | Frederique |

## GAME BY GAME CAPTAINS

### Game

**at Florida:** Rueben Bain, Francisco Mauigoa, Mishael Powell, Jalen Rivers, Xavier Restrepo, Cam Ward  
**Florida A&M:** Elijah Arroyo, Wesley Bissainthe, Zach Carpenter, Jaden Harris, Francisco Mauigoa, Cam Ward  
**Ball State:** Tyler Baron, Wesley Bissainthe, Anez Cooper, Francis Mauigoa, Akheem Mesidor, Cam Ward  
**at USF:** Elijah Alston, Simeon Barrow, Jr., Zach Carpenter, Francis Mauigoa, Francisco Mauigoa, Cam Ward  
**Va Tech:** Wesley Bissainthe, Zach Carpenter, Akheem Mesidor, Meesh Powell, Xavier Restrepo, Cam Ward  
**at Cal:** Elijah Arroyo, Wesley Bissainthe, Francis Mauigoa, Francisco Mauigoa, Meesh Powell, Cam Ward  
**at Louisville:** Rueben Bain, Jr., Francisco Mauigoa, Meesh Powell, Xavier Restrepo, Jalen Rivers, Cam Ward  
**Florida State:** Elijah Arroyo, Rueben Bain, Jr., Wesley Bissainthe, Anez Cooper, Francisco Mauigoa, Cam Ward  
**Duke:** Rueben Bain, Jr., Wesley Bissainthe, Zach Carpenter, Francisco Mauigoa, Cam McCormick, Cam Ward  
**at Georgia Tech:** Andy Borregales, Jalen Rivers, Cam Ward, Akheem Mesidor, Meesh Powell, Kiko Mauigoa  
**Wake Forest:** Andy Borregales, Jalen Rivers, Cam Ward, Akheem Mesidor, Meesh Powell, Kiko Mauigoa  
**at Syracuse:** Elijah Arroyo, Zach Carpenter, Francisco Mauigoa, Meesh Powell, Akheem Mesidor, Cam Ward





## 2025 GAME BY GAME STARTERS: OFFENSE

| Game            | QB   | RB            | WR/RB/TE | WR     | WR      | TE     | LT   | LG    | C            | RG     | RT      |
|-----------------|------|---------------|----------|--------|---------|--------|------|-------|--------------|--------|---------|
| Notre Dame      | Beck | Lyle          | Toney    | Marion | Daniels | Lofton | Bell | McCoy | Brockermeyer | Cooper | Mauigoa |
| Bethune-Cookman | Beck | Fletcher, Jr. | Toney    | Marion | Daniels | Bauman | Bell | McCoy | Brockermeyer | Cooper | Mauigoa |

USF

Florida

at Florida State

Louisville

Stanford

at SMU

Syracuse

NC State

at Virginia Tech

at Pitt

## 2025 GAME BY GAME STARTERS: DEFENSE

| Game            | DE   | DT        | DT         | DE      | LB         | LB    | LB/DB | CB         | S      | S      | CB    |
|-----------------|------|-----------|------------|---------|------------|-------|-------|------------|--------|--------|-------|
| Notre Dame      | Bain | Blay, Jr. | Moten, Sr. | Mesidor | Bissainthe | Toure | Scott | Frederique | Poyser | Thomas | Lucas |
| Bethune-Cookman | Bain | Blay, Jr. | Moten, Sr. | Mesidor | Bissainthe | Toure | Scott | Frederique | Poyser | Thomas | Lucas |

USF

Florida

at Florida State

Louisville

Stanford

at SMU

Syracuse

NC State

at Virginia Tech

at Pitt

## GAME BY GAME CAPTAINS

Game

**Notre Dame:** DL Rueben Bain, Jr., OL Francis Mauigoa, DL Akheem Mesidor, OL Anez Cooper, QB Carson Beck

**B-CU:** RB Mark Fletcher, Jr., C James Brockermeyer, DL Rueben Bain, Jr., DL Akheem Mesidor, LB Wesley Bissainthe

**USF:**

**Florida:**

**at Florida State:**

**Louisville:**

**Stanford:**

**at SMU:**

**Syracuse:**

**NC State:**

**at Virginia Tech:**

**at Pitt:**





# 2024 MATCHUP: #8/#11 Miami Hurricanes at USF

RAYMOND JAMES STADIUM - TAMPA, FLA. - SEPTEMBER 21, 2024 - 7 PM (ESPN)

|           | 1st | 2nd | 3rd | 4th | Total |
|-----------|-----|-----|-----|-----|-------|
| #10 Miami | 14  | 8   | 14  | 14  | 50    |
| USF       | 9   | 6   | 0   | 0   | 15    |

## SCORING SUMMARY

| Qtr | Time  | Scoring Play  | V-H   |
|-----|-------|---|-------|
| 1   | 11:30 | UM - #6 D. Martinez 2 rush (#30 A. Borregales kick), 8-75, 3:29                             | 7-0   |
| 1   | 8:28  | USF - #25 N. Gramatica 58 FG, 8-35, 3:02  | 7-3   |
| 1   | 6:52  | USF - #17 B. Brown 12 pass from #38 S. Atkins (#39 J. Cannon kick blocked), 3-30, 0:44      | 7-9   |
| 1   | 1:47  | UM - #2 I. Horton 6 pass from #1 C. Ward (#30 A. Borregales kick), 8-90, 4:59               | 14-9  |
| 2   | 14:14 | USF - #25 N. Gramatica 51 FG, 6-42, 2:33  | 14-12 |
| 2   | 2:36  | USF - #39 J. Cannon 45 FG, 19-66, 8:30  | 14-15 |
| 2   | 1:56  | UM - #11 S. Brown 76 pass from #1 C. Ward (#6 D. Martinez pass from #1 C. Ward), 2-80, 0:37 | 22-15 |
| 3   | 7:25  | UM - #6 D. Martinez 1 rush (#30 A. Borregales kick), 12-80, 5:51                            | 29-15 |
| 3   | 0:55  | UM - #6 D. Martinez 1 rush (#30 A. Borregales kick), 7-80, 2:53                             | 36-15 |
| 4   | 7:44  | UM - #7 X. Restrepo 5 pass from #1 C. Ward (#30 A. Borregales kick), 10-80, 5:36            | 43-15 |
| 4   | 3:09  | UM - #21 J. Lyle 91 rush (#30 A. Borregales kick), 3-96, 1:39                               | 50-15 |

## SUMMARY

| USF   |                        | MIAMI  |
|-------|------------------------|--------|
| 23    | First Downs            | 27     |
| 95    | Rushing Yards          | 195    |
| 1.9   | Average Rush           | 6.5    |
| 303   | Passing Yards          | 404    |
| 365   | Total Offense          | 592    |
| 4.9   | Yards Per Play         | 9.4    |
| 11-73 | Penalties - Yards      | 11-113 |
| 3-145 | Punts-Yards            | 1-42   |
| 5-320 | Kickoffs - Yards       | 8-510  |
| 0-0   | Punt Returns - Yards   | 0-0    |
| 1-0   | Interception Returns   | 2-0    |
| 28:38 | Time of Possession     | 31:22  |
| 7-17  | Third Down Conversion  | 7-9    |
| 1-1   | Fourth Down Conversion | 0-0    |
| 2-4   | Red Zone Scores        | 5-5    |
| 0-0   | Sacks By - Yards       | 4-27   |

## CANES CORRAL BULLS IN TAMPA, WIN 50-15

TAMPA, Fla. -- The crowd was fired up. The upper deck was unleashed. Even fighter jets zoomed overhead at the outset.

But while the USF Bulls delivered on a raucous home-field environment, the Miami Hurricanes ultimately – and emphatically — passed another road test. The eighth-ranked Canes pulled away in the second half to notch a 50-15 win over USF Saturday night before a gathering of 58,660 at Raymond James Stadium.

Miami improved to 4-0 for the second straight season, while the Bulls fell to 2-2. Down 15-14 in the second quarter, the Canes scored 36 consecutive points, shutting out USF 28-0 in the second half.

“Proud of our guys for responding like they did. It’s the first time we’ve actually trailed this year,” Miami coach Mario Cristobal said. “In the second half we played cleaner and better Miami Hurricane football.”

Quarterback Cam Ward threw for 404 yards and three touchdowns, surpassing 15,000 passing yards for his career. Running back Damien Martinez had three short touchdown runs, and wide receiver Isaiah Horton had a career night with eight catches for 108 yards and a score.

“He’s been great for a long time,” Horton said of Ward. “As soon as he got on campus, he made his mark instantly. I love playing with him.”

Wide receiver Xavier Restrepo had six catches for 99 yards and one touchdown, eclipsing 2,000 career receiving yards. Fellow wideout Sam Brown, Jr. had a 76-yard touchdown reception and running back Jordan Lyle rushed for 104 yards on just six carries, including a 91-yard scoring scamper.

USF quarterback Byrum Brown completed 19 of 30 passes for 254 yards and caught a 12-yard touchdown pass from wide receiver Sean Atkins, who had 11 receptions of his own for 125 yards.

Miami amassed 574 total yards — averaging 9.6 yards per play — and converted 7 of 9 third downs. The Canes’ defense pitched a shutout in the second half and racked up four sacks and seven tackles for loss. Linebacker Francisco Mauigoa paced Miami with 11 tackles, while safety Meesh Powell had nine stops and an interception. Defensive tackle Simeon Barrow recorded six tackles and a sack.

## OFFENSIVE PLAYER PROFILES



### CARSON BECK

QUARTERBACK  
6-YR SR. | 6-4 | 225

JACKSONVILLE, FLA.  
MANDARIN  
GEORGIA (2020-2024)

#### 2025 SEASON HIGHS:

**PASSING YARDS:** 267 vs. Bethune (9/6/25)  
**COMPLETIONS:** 22 vs. Bethune (9/6/25)  
**ATTEMPTS:** 30 vs. Notre Dame (8/31/25)  
**TOUCHDOWNS:** 2 (2x), last vs. B-CU (9/6/25)  
**INTERCEPTIONS:** N/A  
**RUSHING ATT:** 2 vs. Notre Dame (8/31/25)  
**RUSHING YD:** N/A  
**RUSHING TD:** N/A

#### CAREER HIGHS:

**PASSING YARDS:** 459 vs Miss St (10/12/24)  
**COMPLETIONS:** 36 vs Miss St. (10/12/24)  
**ATTEMPTS:** 50 at Alabama (09/28/24)  
**TOUCHDOWNS:** 5 (2x) last vs. Georgia Tech (11/29/24)  
**INTERCEPTIONS:** 3 (3x) last vs UF (11/02/24)  
**LONG PASS:** 67 at Alabama (09/28/24)  
**RUSHING ATTEMPTS:** 8 (3x) last at Ole Miss (11/09/24)  
**RUSHING YARDS:** 32 vs Tenn. (11/16/24)  
**RUSHING TDS:** 1 (5x) last vs Tenn. (11/16/24)  
**LONG RUSH:** 20 at South Carolina (09/17/22)

### BECK'S CAREER STATISTICS & BIO CAN BE FOUND ON PAGE SIX



### MALACHI TONEY

WIDE RECEIVER  
FR. | 5-11 | 188

FORT LAUDERDALE,  
FLA.  
AMERICAN HERITAGE

#### 2025 SEASON HIGHS:

**RECEPTIONS:** 6 (2x), last vs. B-CU (9/6/25)  
**RECEIVING YARDS:** 82 vs. ND (8/31/25)  
**RECEIVING TDS:** 1 vs. ND (8/31/25)  
**LONG CATCH:** 28T vs. ND (8/31/25)

#### NOTES:

- Four-star prospect reclassified entire grade (from 2026 to 2025) - should be HS senior
- Named to Shaun Alexander National Freshman of the Year preseason watch list - dazzling ability
- Led American Heritage Patriots to 12-2 record in final year, winning Class 4A state championship
- Compiled 58 receptions, 12 TDs and 28 career TDs - even played QB in emergency role final yr
- Picked Miami over offers from Alabama, Georgia, Michigan, Ohio State and others



### MARK FLETCHER JR.

RUNNING BACK  
JR. | 6-2 | 225

FORT LAUDERDALE,  
FLA.  
AMERICAN HERITAGE

#### 2025 SEASON HIGHS:

**CARRIES:** 15 vs. Notre Dame (8/31/25)  
**RUSHING YARDS:** 86 vs. B-CU (9/6/25)  
**RUSHING TDS:** 2 vs. B-CU (9/6/25)  
**RECEPTIONS:** 1 (2x), last vs. B-CU (9/6/25)  
**RECEIVING YARDS:** 12 vs. B-CU (9/6/25)  
**RECEIVING TDS:** N/A

#### CAREER HIGHS:

**RUSHING ATTEMPTS:** 23 at NC State (11/04/23)  
**RUSHING YARDS:** 126 vs Louisville (11/18/23)  
**RUSHING TDS:** 2 (4x), last vs. B-CU (9/6/25)  
**LONG RUSH:** 54 vs Louisville (11/18/23)  
**RECEPTIONS:** 4 at Louisville (10/19/24)  
**RECEIVING YDS:** 26 (2x) last at G-Tech (11/9/24)  
**RECEIVING TDS:** N/A  
**LONG RECEPTION:** 25 vs vs Louisville (11/18/23)

#### NOTES:

- Part of three-headed monster at running back joined by RB Jordan Lyle and RB CharMar "Marty" Brown
- Can demoralize a defense with downhill running
- Had first full healthy offseason as Hurricane; did not have prior to 2022 (freshman) season or 2023 (sophomore year)
- Member of team's leadership council, comprised of team leaders and voted on by teammates
- Considered one of emotional/physical team leaders - a pillar in community, donating time to South Florida
- Lost his father last season - didn't miss a game, honored him with TD in the next game vs. Florida State, kneeling in end zone and pointing to sky



### ELIJA LOFTON

TIGHT END  
SO. | 6-2 | 242

LAS VEGAS, NEV.  
BISHOP GORMAN

#### CAREER HIGHS:

**RECEPTIONS:** 3 vs. Bethune-Cookman (9/6/25)  
**RECEIVING YARDS:** 51 vs Ball State (09/14/24)  
**RECEIVING TDS:** 1 vs Duke (11/02/24)  
**LONG CATCH:** 40 vs. Ball State (09/14/24)

#### NOTES:

- Went to same high school as former Miami Hurricanes tight end Brevin Jordan, who also wore #9
- Mackey Award watch list, figures to play key role
- Says he stills picks brain for advice of now-Seahawk / Miami TE Elijah Arroyo, considers him a big brother



### CJ DANIELS

WIDE RECEIVER  
6-Y SR. | 6-2 | 205

LILBURN, GA.  
PARKVIEW  
LIBERTY (2020-2023)  
LSU (2024)

#### 2025 SEASON HIGHS:

**RECEPTIONS:** 5 (2x), last vs. B-CU (9/6/25)  
**RECEIVING YARDS:** 73 vs. B-CU (9/6/25)  
**RECEIVING TDS:** 2 vs. B-CU (9/6/25)  
**LONG CATCH:** 40 vs. B-CU (9/6/25)

#### CAREER HIGHS:

**RECEPTIONS:** 8 (x2) last vs. Oregon (01/01/24)  
**RECEIVING YARDS:** 157 (x2) last vs. NM St. (11/18/23)  
**RECEIVING TDS:** 2 (3x), last vs. B-CU (9/6/25)  
**LONG CATCH:** 75 at Buffalo (09/16/23)

#### NOTES:

- One-handed catch vs. Notre Dame earned him national attention, Cheez-It Crunch Time Play of the Week by Football Writers Assoc. of America
- First Hurricane to have three receiving touchdowns in first two games of career (2 vs. B-CU)
- Missed most of spring practice due to injury
- Still took charge of wide receiver room upon arrival in January, meeting with WRs before WR coach Kevin Beard entered room - Beard challenged Daniels to be the leader the room needed
- Bbest season came in 2023 at Liberty, when he caught 55 passes for 1,067 yards and 10 TDs - Flames went 13-1 and earned trip to Fiesta Bowl



### KEELAN MARION

WIDE RECEIVER  
6-Y SR. | 6-0 | 195

ATLANTA, GA.  
PALMETTO PREP  
UCONN (2021-2022)  
BYU (2023-2024)

#### 2025 SEASON HIGHS:

**RECEPTIONS:** 3 vs. Notre Dame (8/31/25)  
**RECEIVING YARDS:** 36 vs. Notre Dame (8/31/25)  
**RECEIVING TDS:** N/A  
**LONG CATCH:** 14 vs. Notre Dame (8/31/25)  
**LONG KICK RETURN:** 32 vs. Notre Dame (8/31/25)

#### CAREER HIGHS:

**LONGEST KICK RETURN:** 100 at Wyoming (09/14/24)  
**LONGEST PUNT RETURN:** 45 at Mass. (10/09/21)  
**RECEIVING YARDS:** 102 at Vanderbilt (10/02/21)  
**RECEIVING TDS:** 2 vs. Holy Cross (09/04/21)

#### NOTES:

- Summer arrival will play key role in UM offense
- Talented All-American kick returner prides himself on being able to play WR, thinks coming to Miami will showcase his talents as offensive threat





## DEFENSIVE PLAYER PROFILES



**ROMANAS "OJ"  
FREDERIQUE JR.**  
DEFENSIVE BACK  
SO. | 6-0 | 185  
  
FORT LAUDERDALE, FLA.  
ST. THOMAS  
AQUINAS

### 2025 SEASON HIGHS:

**TACKLES:** 2 vs. Notre Dame (8/31/25)  
**INTERCEPTIONS:** N/A  
**PBU:** N/A

### CAREER HIGHS:

**TACKLES:** 9 at Syracuse (11/30/24)  
**INTERCEPTIONS:** 1 vs Duke (11/02/24)  
**PBU:** 2 (2x), last at Georgia Tech (11/9/24)

### NOTES:

- Freshman All-American CB was one of few bright spots in Miami's secondary last season
- Has started both games at cornerback this season opposite CB Xavier Lucas
- Will be lone returner in secondary - 39.4 completion rate, which topped all true freshmen nationally at defensive back last season - Freshman AA



**RUEBEN  
BAIN, JR.**  
DEFENSIVE  
LINEMAN  
JR. | 6-3 | 270  
  
MIAMI, FLA.  
MIAMI CENTRAL

### 2025 SEASON HIGHS:

**TACKLES:** 6 vs. Notre Dame (8/31/25)  
**SACKS:** 1.0 vs. Bethune-Cookman (9/6/25)  
**TFL:** 1.0 vs. Bethune-Cookman (9/6/25)  
**INT:** 1 vs. Notre Dame (8/31/25)

### CAREER HIGHS:

**TACKLES:** 8 (2x) last at Ga. Tech (11/09/24)  
**SACKS:** 2 (2x) last vs Virginia (10/28/24)  
**TFL:** 3 vs Rutgers (12/28/23)  
**INT:** 1 vs. Notre Dame (8/31/25)

### NOTES:

- Through two weeks, Bain is graded as the No. 1 defensive lineman (either edge or tackle) by Pro Football Focus at the Power-4 level. He has a 94.7 defensive grade overall, 91.9 pass rushing grade (No. 2 in Power-4) and a 91.2 run defense grade (No. 3 in Power-4). Named ACC DLOTW Sept. 2.
- Considered one of best pass rushers in nation, projected as top-10 pick in 2026 NFL Draft
- '23 ACC DROY missed four games to injury in '24
- Bain lost 10 pounds during the offseason and said he wants to be more flexible this season
- Entering 2025, according to PFF, Bain's 73 pressures since 2023 was third among returning P-4 edge defenders while his 16.9% pass-rush win rate was fourth



**MOHAMED  
TOURE**  
LINEBACKER  
7-Y R-JR. | 6-1 | 182  
  
PLEASANTVILLE, N.J.  
PLEASANTVILLE  
  
RUTGERS (2020-24)

### 2025 SEASON HIGHS:

**TACKLES:** 4 (2x), last vs. Bethune (9/6/25)  
**SACKS:** N/A  
**TFL:** N/A  
**INTERCEPTIONS:** N/A

### CAREER HIGHS:

**TACKLES:** 11 vs. Maryland (11/25/23)  
**SACKS:** 2 at Michigan State (10/24/20)  
**TFL:** 2 (2x), last vs Miami (FL) (12/28/23)  
**INTERCEPTIONS:** 1 (2x), last vs. Ohio State (11/04/23)

### NOTES:

- Nicknamed "Mo the Menace" - reunites with former Rutgers LB coach / UM DC Corey Hetherman
- ACL injuries wiped out 2022, 2024 seasons.
- Of his own playing style, Toure said: "Fast, violent, physical. You'll hear me every time. Trust me."
- Has been granted a possible eighth year of eligibility due to double medical hardship, COVID year and true redshirt year - is a seventh-year redshirt junior



**ZECHARIAH  
POYSER**  
DEFENSIVE BACK  
R-SO. | 6-2 | 200  
  
WILDWOOD, FLA.  
WILDWOOD  
  
JACKSONVILLE STATE  
(2023-2024)

### 2025 SEASON HIGHS:

**TACKLES:** 3 vs. Notre Dame (8/31/25)  
**INTERCEPTIONS:** N/A  
**TFL:** N/A

### CAREER HIGHS:

**TACKLES:** 10 (2x) last vs FIU (11/16/24)  
**INTERCEPTIONS:** 2 at Kenne. St (10/04/24)  
**TFL:** 1 (2x), last at W. Kentucky (11/30/24)

### NOTES:

- Freshman All-American as R-Fr. in 2024 season at Jacksonville State
- Key addition in portal, has started every game at safety so far
- Poyser said having 1-year-old daughter helped him make his decision on UM - it "felt like home"
- On playing style: "Hard edge. I'm going to fly around to the ball. A competitor. I don't quit on plays."
- Played for UM nickels coach Terry Jefferson @ JSU before transferring to Miami in January



**AKHEEM  
MESIDOR**  
DEFENSIVE  
LINEMAN  
6-YR R-SR. | 6-3 | 265  
  
OTTAWA, ONTARIO  
CLEARWATER ACADEMY  
WEST VIRGINIA (2020-2022)

### 2025 SEASON HIGHS:


**TACKLES:** 5 vs. Notre Dame (8/31/25)  
**SACKS:** 1.5 vs. Notre Dame (8/31/25)  
**TFL:** 1.5 vs. Notre Dame (8/31/25)

### CAREER HIGHS:

**TACKLES:** 9 at Maryland (09/04/21)  
**SACKS:** 3.5 at Virginia Tech (10/15/22)  
**TFL:** 3.5 at Virginia Tech (10/15/22)

### NOTES:

- Ranks second in all of FBS with 24.5 sacks over the course of his career.
- One of just three players with more than 20 career sacks at the FBS level, joining Trey Moore of Texas (27.5) and Mikail Kamara of Indiana (22.5).
- Grew up in Ottawa, mother took care of 5-child household; speaks both French and English
- Has the strength to play inside and the quickness to line up at end, primary role in 2024 is outside
- Said his focus in final year is being more vocal as a leader - has previously let play do the talking



**WESLEY  
BISSAINTHE**  
LINEBACKER  
SR. | 6-1 | 230  
  
MIAMI, FLA.  
MIAMI CENTRAL

### 2025 SEASON HIGHS:

**TACKLES:** 3 vs. Notre Dame (8/31/25)  
**TFL:** 1 vs. Notre Dame (8/31/25)  
**INTERCEPTIONS:** N/A  
**SACKS:** N/A

### CAREER HIGHS:

**TACKLES:** 8 (2x) last at Syracuse (11/30/24)  
**TFL:** 3 at Florida State (11/11/23)  
**INTERCEPTIONS:** 1 vs. FAMU (9/07/24)

### NOTES:

- Immediately after intro press conference in December 2021, HC Mario Cristobal went to watch him (in same suit!) at Miami Central
- Considered among team's emotional and physical leaders
- Was ejected for targeting call on opening Bethune-Cookman drive last time out
- On Hetherman's system: "It is a lot less thinking. You see something and then you just play off your instincts...new defense gives us ability to play fast."

# Game I: #10/#10 Miami Hurricanes vs. #6/#6 Notre Dame

HARD ROCK STADIUM - MIAMI GARDENS, FLA. - AUGUST 31, 2025 - 7:30 PM (ABC)

|                 | 1st | 2nd | 3rd | 4th | Total |
|-----------------|-----|-----|-----|-----|-------|
| #6/6 Notre Dame | 0   | 7   | 0   | 17  | 24    |
| #10/10 Miami    | 0   | 14  | 7   | 6   | 27    |

## SCORING SUMMARY

| Qtr | Time  | Scoring Play  | V-H   |
|-----|-------|---|-------|
| 2   | 14:03 | UM - #10 M. Toney 28 pass from #11 C. Beck (#38 C. Davis kick), 8-70, 2:43      | 0-7   |
| 2   | 05:21 | ND - #14 M. Gilbert 7 pass from #13 C. Carr (#98 N. Burnette kick), 11-68, 5:49 | 7-7   |
| 2   | 00:12 | UM - #7 C. Daniels 20 pass from #11 C. Beck (#38 C. Davis kick), 10-75, 5:09    | 7-14  |
| 3   | 07:23 | UM - #6 C. Brown 5 rush (#38 C. Davis kick), 12-75, 7:37                        | 7-21  |
| 4   | 14:55 | ND - #6 J. Faison 1 pass from #13 C. Carr (#98 Burnette kick), 11-64, 5:16      | 14-21 |
| 4   | 09:42 | UM - #38 C. Davis 38 FG, 4-8, 2:13  | 14-24 |
| 4   | 05:32 | ND - #98 N. Burnette 39 FG, 10-54, 4:10   | 17-24 |
| 4   | 03:21 | ND - #13 C. Carr 7 rush (#98 Burnette kick), 3-75, 1:14                         | 24-24 |
| 4   | 01:04 | UM - #38 C. Davis 47 FG, 10,-46, 2:17   | 24-27 |

## SUMMARY

| IRISH |                        | MIAMI |
|-------|------------------------|-------|
| 18    | First Downs            | 20    |
| 93    | Rushing Yards          | 119   |
| 3.3   | Average Rush           | 3.1   |
| 221   | Passing Yards          | 205   |
| 314   | Total Offense          | 324   |
| 5.4   | Yards Per Play         | 4.7   |
| 5-30  | Penalties - Yards      | 6-51  |
| 4-180 | Punts-Yards            | 5-213 |
| 5-325 | Kickoffs - Yards       | 6-390 |
| 2-9   | Punt Returns - Yards   | 1-9   |
| 0-0   | Interception Returns   | 1-12  |
| 26:03 | Time of Possession     | 33:57 |
| 4-9   | Third Down Conversion  | 5-14  |
| 0-0   | Fourth Down Conversion | 1-2   |
| 3-3   | Red Zone Scores        | 3-4   |
| 1-7   | Sacks By - Yards       | 3-24  |

## UM WIN THRILLER OVER NOTRE DAME, 27-24

MIAMI GARDENS, Fla. -- From start to finish the roars reverberated from the hashmarks to the rafters.

Before a sold-out, orange-clad crowd of 66,793 at Hard Rock Stadium, the Miami Hurricanes defeated the Notre Dame Fighting Irish in a 27-24 thriller Sunday night, waking up their own echoes with a statement victory that no doubt made the star-studded sideline of Hurricanes legends beam with pride.

No. 10 Miami improved to 1-0, while the sixth-ranked Irish fell to 0-1. It was the Canes' highest ranked win since, well, Miami's 2017 victory over then-No. 3 Notre Dame at Hard Rock in 2017. The Canes have now won seven consecutive home games against Notre Dame, the last defeat coming in 1977.

**Carter Davis** kicked two field goals, including a 47-yarder with 1:04 remaining that broke a 24-24 tie. Miami's defense held from there, sacking Notre Dame quarterback CJ Carr on the final two snaps of the game.

Quarterback **Carson Beck** completed 20 of 31 passes for 205 yards and two touchdowns in his Miami debut. Running back **Mark Fletcher** rushed for 64 yards, while backfield mate **Marty Brown** rushed for 54 yards and a score. Wide receiver **Malachi Toney** paced UM with six receptions for 82 yards and a touchdown, while **CJ Daniels** had five catches for 46 yards, including a circus touchdown catch that will live on posters for years to come.

Miami's defense forced two turnovers, posted three sacks and held Notre Dame's vaunted rushing attack to just 93 yards on 28 carries. Defensive end **Rueben Bain, Jr.** registered six tackles and his first career interception, while **Akheem Mesidor** posted five stops and 1.5 sacks. Linebacker **Raul Aguirre** also had six tackles.

"This game, this victory is for everybody," head coach **Mario Cristobal** said. "It's for our university, our players, our students, alumni, former players. Coach (Jimmy) Johnson, got to see him earlier. I don't know where to start, but tremendously proud of this team. The resiliency, complimentary football overcoming a couple of hiccups and whatnot.

"But all in all, just an awesome, awesome night for the Miami Hurricanes."



## Game 2: #5/#7 Miami Hurricanes vs. Bethune-Cookman

HARD ROCK STADIUM - MIAMI GARDENS, FLA. - SEPTEMBER 6, 2025 7:00 PM (ACC NETWORK EXTRA)

|                 | 1st | 2nd | 3rd | 4th | Total |
|-----------------|-----|-----|-----|-----|-------|
| Bethune-Cookman | 0   | 3   | 0   | 0   | 0     |
| #5/#7 Miami     | 14  | 14  | 7   | 10  | 45    |

### SCORING SUMMARY

| Qtr | Time  | Scoring Play   | V-H  |
|-----|-------|--|------|
| 1   | 09:16 | UM - #7 C. Daniels 40 pass from #11 C. Beck (#38 C. Davis kick), 5-90, 1:58  | 0-7  |
| 1   | 02:34 | UM - #4 M. Fletcher 16 rush (#38 C. Davis kick), 9-74, 4:33                  | 0-14 |
| 2   | 09:55 | UM - #6 C. Brown 2 rush (#38 C. Davis kick), 8-68, 4:08                      | 0-21 |
| 2   | 03:08 | BC - #34 J. Dominguez 32 FG, 11-60, 6:47                                     | 3-21 |
| 2   | 00:38 | UM - #7 C. Daniels 5 pass from #11 C. Beck (#45 B. Auburn kick), 11-71, 2:24 | 3-28 |
| 3   | 10:39 | UM - #4 M. Fletcher 1 rush (#45 B. Auburn kick), 9-75, 4:21                  | 3-35 |
| 4   | 13:52 | UM - #22 G. Pringle, Jr. 30 rush (#97 W. Rocha kick), 5-69, 1:57             | 3-42 |
| 4   | 01:56 | UM - #45 B. Auburn 31 FG, 13-67, 6:11  | 3-45 |

### SUMMARY

#### B-CU

|       |                        |       |
|-------|------------------------|-------|
| 14    | First Downs            | 31    |
| 92    | Rushing Yards          | 199   |
| 2.8   | Average Rush           | 6.6   |
| 99    | Passing Yards          | 344   |
| 191   | Total Offense          | 543   |
| 3.7   | Yards Per Play         | 8.2   |
| 2-20  | Penalties - Yards      | 4-50  |
| 4-167 | Punts-Yards            | 0-0   |
| 2-126 | Kickoffs - Yards       | 8-520 |
| 0-0   | Punt Returns - Yards   | 2-11  |
| 0-0   | Interception Returns   | 1-0   |
| 31:55 | Time of Possession     | 28:05 |
| 1-11  | Third Down Conversion  | 4-6   |
| 0-1   | Fourth Down Conversion | 0-1   |
| 1-2   | Red Zone Scores        | 5-5   |
| 2-6   | Sacks By - Yards       | 1-8   |

#### MIAMI

### HURRICANES TOP BETHUNE-COOKMAN, 45-3

MIAMI GARDENS, Fla. -- Playing on a short week after an emotional victory, the Miami Hurricanes returned to Hard Rock Stadium and delivered just the performance they needed.

The fifth-ranked Canes were ruthlessly efficient on offense, stingy on defense and controlled the game from start to finish, defeating Bethune-Cookman 45-3 before a crowd of 60,617.

Miami improved to 2-0, while BCU fell to 0-2.

The Canes racked up 543 yards, averaging 8.4 yards per play and scoring on all five of their red zone trips. Quarterback **Carson Beck** completed 22 of 24 passes for 267 yards and two touchdowns. He completed his first 15 passes, setting a school record for consecutive completions in a single game; Vinny Testaverde held the previous mark, completing 14 straight passes against Oklahoma in 1986.

Both scoring strikes were to wide receiver **CJ Daniels**, who hauled in five passes for 73 yards. Fellow wideout **Malachi Toney** paced Miami with six receptions for 80 yards. Running back **Mark Fletcher** rushed 11 times for 86 yards and two scores, while backfield mates **Marty Brown** and **Girard Pringle** each added rushing scores.

Miami's defense kept the Wildcats out of the end zone and held BCU to 191 total yards, yielding just 3.8 yards per play. The Canes racked up 10 tackles for loss, led by safety **Keionte Scott** who had three TFLs. Defensive end **Rueben Bain** posted three tackles, one sack and one forced fumble. Linebacker **Kellen Wiley** led Miami with five stops.

"Pretty solid job by our guys coming out handling business, really efficient by the offense scoring on every drive," head coach **Mario Cristobal** said. "Our defense did a really good job, too, although their team was obviously trying to snap the ball with a low count on the shot clock to try and limit the number of possessions that we had and once we played the ones in the second half of the first drive, I thought that was a good time to work on developing the other half of our roster.

"Lots of guys got their first opportunity and the opportunity to get significant playing time and play within our system. So, a lot of positives, a lot of things to fix, a lot of things to get better at."



**2025-26 Miami (FL) Football**  
**Game Results**  
**All games**

Page 1/1  
as of Sep 07, 2025

**Team Results**

| Date       | Opponent        |   | Score | Overall | Conf | Time | Attend |
|------------|-----------------|---|-------|---------|------|------|--------|
| 08/31/2025 | Notre Dame      | W | 27-24 | 1-0     | 0-0  | 3:26 | 66793  |
| 09/06/2025 | Bethune-Cookman | W | 45-3  | 2-0     | 0-0  | 2:50 | 60617  |





2025-26 Miami (FL) Football  
Team Game-by-Game  
All games

Page 1/1  
as of Sep 07, 2025

|            |                 | Rushing |     |    |    | Receiving |     |    |    | Passing |     |     |     | Kick Returns |    |     |     | Punt Returns |    |     |     | tot |    |     |     |
|------------|-----------------|---------|-----|----|----|-----------|-----|----|----|---------|-----|-----|-----|--------------|----|-----|-----|--------------|----|-----|-----|-----|----|-----|-----|
| Date       | Opponent        | no.     | yds | td | lg | no.       | yds | td | lg | cmp     | att | int | yds | td           | lg | no. | yds | td           | lg | no. | yds | td  | lg | off |     |
| 08/31/2025 | Notre Dame      | 38      | 134 | 1  | 23 | 20        | 205 | 2  | 28 | 20-30-0 |     |     |     | 205          | 2  | 28  | 1   | 32           | 0  | 32  | 1   | 9   | 0  | 9   | 339 |
| 09/06/2025 | Bethune-Cookman | 30      | 199 | 4  | 30 | 30        | 344 | 2  | 40 | 30-36-0 |     |     |     | 344          | 2  | 40  | 1   | 25           | 0  | 25  | 2   | 11  | 0  | 9   | 543 |
| Miami (FL) |                 | 68      | 333 | 5  | 30 | 50        | 549 | 4  | 40 | 50-66-0 |     |     |     | 549          | 4  | 40  | 2   | 57           | 0  | 32  | 3   | 20  | 0  | 9   | 882 |
| Opponents  |                 | 61      | 185 | 1  | 30 | 33        | 320 | 2  | 65 | 33-48-2 |     |     |     | 320          | 2  | 65  | 1   | 15           | 0  | 15  | 2   | 9   | 0  | 7   | 505 |

Miami (FL) Averages

| Games | Avg/ rush | Avg/ catch | Pass effic | KR avg | PR avg | All purpose avg/game | Total offense avg/game |
|-------|-----------|------------|------------|--------|--------|----------------------|------------------------|
| 2     | 4.9       | 11.0       | 165.6      | 28.5   | 6.7    | 485.5                | 441.0                  |

|            |                 | Tackles |    |       |         | Sacks  | Fumble |        | Pass Defense |     |      | blkd | PAT attempts |      |     | off |     |     |
|------------|-----------------|---------|----|-------|---------|--------|--------|--------|--------------|-----|------|------|--------------|------|-----|-----|-----|-----|
| Date       | Opponent        | ua      | a  | total | tfl-yds | no-yds | ff     | fr-yds | int-yds      | qbh | brup | kick | kick         | rush | rcv | saf | t/o | pts |
| 08/31/2025 | Notre Dame      | 31      | 24 | 55    | 5.0-30  | 3-24   | 2      | 1-0    | 1-12         | 1   | 3    | 0    | 3-3          | 0    | 0   | 0   | 3   | 27  |
| 09/06/2025 | Bethune-Cookman | 30      | 20 | 50    | 10.0-26 | 1-8    | 1      | 1-5    | 1-0          | 1   | 0    | 0    | 6-6          | 0    | 0   | 0   | 3   | 45  |
| Miami (FL) |                 | 61      | 44 | 105   | 15.0-56 | 4-32   | 3      | 2-5    | 2-12         | 2   | 3    | 0    | 9-9          | 0    | 0   | 0   | 6   | 72  |
| Opponents  |                 | 70      | 68 | 138   | 5.0-17  | 3-13   | 1      | 0-0    | 0-0          | 1   | 7    | 0    | 3-3          | 0    | 0   | 0   | 0   | 27  |

|            |                 | Punting |     |      |      |      |    |    |     |     |        | Field Goals |      |     | Kickoffs |      |    |    |  |
|------------|-----------------|---------|-----|------|------|------|----|----|-----|-----|--------|-------------|------|-----|----------|------|----|----|--|
| Date       | Opponent        | no.     | yds | avg  | long | blkd | tb | fc | 50+ | i20 | md-att | long        | blkd | no. | yds      | avg  | tb | ob |  |
| 08/31/2025 | Notre Dame      | 5       | 213 | 42.6 | 44   | 0    | 0  | 2  | 0   | 0   | 2-2    | 47          | 0    | 6   | 390      | 65.0 | 5  | 0  |  |
| 09/06/2025 | Bethune-Cookman | 0       | 0   | 0.0  | 0    | 0    | 0  | 0  | 0   | 0   | 1-1    | 31          | 0    | 8   | 520      | 65.0 | 8  | 0  |  |
| Miami (FL) |                 | 5       | 213 | 42.6 | 44   | 0    | 0  | 2  | 0   | 0   | 3-3    | 47          | 0    | 14  | 910      | 65.0 | 13 | 0  |  |
| Opponents  |                 | 8       | 347 | 43.4 | 55   | 0    | 0  | 3  | 1   | 2   | 2-2    | 39          | 0    | 7   | 451      | 64.4 | 5  | 0  |  |



2025-26 Miami (FL) Football  
Opponents Game-by-Game  
All games

Page 1/1  
as of Sep 07, 2025

|            |                 | Rushing |     |    |    | Receiving |     |    |    | Passing |     |     |     | Kick Returns |    |     |     | Punt Returns |    |     |     | tot |    |     |
|------------|-----------------|---------|-----|----|----|-----------|-----|----|----|---------|-----|-----|-----|--------------|----|-----|-----|--------------|----|-----|-----|-----|----|-----|
| Date       | Opponent        | no.     | yds | td | lg | no.       | yds | td | lg | cmp     | att | int | yds | td           | lg | no. | yds | td           | lg | no. | yds | td  | lg | off |
| 08/31/2025 | Notre Dame      | 28      | 93  | 1  | 30 | 19        | 221 | 2  | 65 | 19      | 30  | 1   | 221 | 2            | 65 | 1   | 15  | 0            | 15 | 2   | 9   | 0   | 7  | 314 |
| 09/06/2025 | Bethune-Cookman | 33      | 92  | 0  | 28 | 14        | 99  | 0  | 21 | 14      | 18  | 1   | 99  | 0            | 21 | 0   | 0   | 0            | 0  | 0   | 0   | 0   | 0  | 191 |
| Opponents  |                 | 61      | 185 | 1  | 30 | 33        | 320 | 2  | 65 | 33      | 48  | 2   | 320 | 2            | 65 | 1   | 15  | 0            | 15 | 2   | 9   | 0   | 7  | 505 |
| Miami (FL) |                 | 68      | 333 | 5  | 30 | 50        | 549 | 4  | 40 | 50      | 66  | 0   | 549 | 4            | 40 | 2   | 57  | 0            | 32 | 3   | 20  | 0   | 9  | 882 |

Opponents Averages

| Games | Avg/ rush | Avg/ catch | Pass effic | KR avg | PR avg | All purpose avg/game | Total offense avg/game |
|-------|-----------|------------|------------|--------|--------|----------------------|------------------------|
| 2     | 3.0       | 9.7        | 130.2      | 15.0   | 4.5    | 264.5                | 252.5                  |

| Date       | Opponent        | Tackles |    |       |         | Sacks  | Fumble | Pass Defense |         |     |      | blkd | PAT attempts |      |     |     | off |     |
|------------|-----------------|---------|----|-------|---------|--------|--------|--------------|---------|-----|------|------|--------------|------|-----|-----|-----|-----|
|            |                 | ua      | a  | total | tfl-yds | no-yds | ff     | fr-yds       | int-yds | qbh | brup | kick | kick         | rush | rcv | saf | t/o | pts |
| 08/31/2025 | Notre Dame      | 32      | 36 | 68    | 2.0-10  | 1-7    | 0      | 0-0          | 0-0     | 1   | 3    | 0    | 3-3          | 0    | 0   | 0   | 0   | 24  |
| 09/06/2025 | Bethune-Cookman | 38      | 32 | 70    | 3.0-7   | 2-6    | 1      | 0-0          | 0-0     | 0   | 4    | 0    | 0-0          | 0    | 0   | 0   | 0   | 3   |
| Opponents  |                 | 70      | 68 | 138   | 5.0-17  | 3-13   | 1      | 0-0          | 0-0     | 1   | 7    | 0    | 3-3          | 0    | 0   | 0   | 0   | 27  |
| Miami (FL) |                 | 61      | 44 | 105   | 15.0-56 | 4-32   | 3      | 2-5          | 2-12    | 2   | 3    | 0    | 9-9          | 0    | 0   | 0   | 6   | 72  |

|            |                 | Punting |     |      |      |      |    |    |     |     |        | Field Goals |      |     | Kickoffs |      |    |    |  |
|------------|-----------------|---------|-----|------|------|------|----|----|-----|-----|--------|-------------|------|-----|----------|------|----|----|--|
| Date       | Opponent        | no.     | yds | avg  | long | blkd | tb | fc | 50+ | i20 | md-att | long        | blkd | no. | yds      | avg  | tb | ob |  |
| 08/31/2025 | Notre Dame      | 4       | 180 | 45.0 | 55   | 0    | 0  | 3  | 1   | 1   | 1-1    | 39          | 0    | 5   | 325      | 65.0 | 4  | 0  |  |
| 09/06/2025 | Bethune-Cookman | 4       | 167 | 41.8 | 48   | 0    | 0  | 0  | 0   | 1   | 1-1    | 32          | 0    | 2   | 126      | 63.0 | 1  | 0  |  |
| Opponents  |                 | 8       | 347 | 43.4 | 55   | 0    | 0  | 3  | 1   | 2   | 2-2    | 39          | 0    | 7   | 451      | 64.4 | 5  | 0  |  |
| Miami (FL) |                 | 5       | 213 | 42.6 | 44   | 0    | 0  | 2  | 0   | 0   | 3-3    | 47          | 0    | 14  | 910      | 65.0 | 13 | 0  |  |



2025-26 Miami (FL) Football  
Overall Team Statistics  
All games

Page 1/2  
as of Sep 07, 2025

Team Statistics

|                                  | UM            | OPP          |
|----------------------------------|---------------|--------------|
| <b>Scoring</b>                   | <b>72</b>     | <b>27</b>    |
| Points per game                  | 36.0          | 13.5         |
| Points Off Turnovers             | 6             | 0            |
| <b>First Downs</b>               | <b>51</b>     | <b>32</b>    |
| Rushing                          | 21            | 11           |
| Passing                          | 28            | 16           |
| Penalty                          | 2             | 5            |
| <b>Rushing Yardage</b>           | <b>333</b>    | <b>185</b>   |
| Yards gained rushing             | 355           | 239          |
| Yards lost rushing               | 22            | 54           |
| Rushing attempts                 | 68            | 61           |
| Average per rush                 | 4.9           | 3.0          |
| Average per game                 | 166.5         | 92.5         |
| TDs Rushing                      | 5             | 1            |
| <b>Passing Yardage</b>           | <b>549</b>    | <b>320</b>   |
| Comp-Att-Int                     | 50-66-0       | 33-48-2      |
| Average per pass                 | 8.3           | 6.7          |
| Average per catch                | 11.0          | 9.7          |
| Average per game                 | 274.5         | 160.0        |
| TDs Passing                      | 4             | 2            |
| <b>Total offense</b>             | <b>882</b>    | <b>505</b>   |
| Total plays                      | 134           | 109          |
| Average per play                 | 6.6           | 4.6          |
| Average per game                 | 441.0         | 252.5        |
| <b>Kick returns: #-Yards</b>     | <b>2-57</b>   | <b>1-15</b>  |
| <b>Punt returns: #-Yards</b>     | <b>3-20</b>   | <b>2-9</b>   |
| <b>Int returns: #-Yards</b>      | <b>2-12</b>   | <b>0-0</b>   |
| <b>Kick return average</b>       | <b>28.5</b>   | <b>15.0</b>  |
| <b>Punt return average</b>       | <b>6.7</b>    | <b>4.5</b>   |
| <b>Int return average</b>        | <b>6.0</b>    | <b>0.0</b>   |
| <b>Fumbles-Lost</b>              | <b>2-0</b>    | <b>3-2</b>   |
| <b>Penalties-Yards</b>           | <b>10-101</b> | <b>7-35</b>  |
| Average per game                 | 50.5          | 17.5         |
| <b>Punts-Yards</b>               | <b>5-213</b>  | <b>8-347</b> |
| Average per punt                 | 42.6          | 43.4         |
| Net punt average                 | 40.8          | 40.9         |
| <b>Kickoffs-Yards</b>            | <b>14-910</b> | <b>7-451</b> |
| Average per kick                 | 65.0          | 64.4         |
| Net kick average                 | 40.7          | 38.4         |
| <b>Time of possession / game</b> | <b>31:01</b>  | <b>28:59</b> |
| <b>3rd-down conversion</b>       | <b>8/19</b>   | <b>5/18</b>  |
| 3rd-down pct                     | 42%           | 28%          |
| <b>4th-down conversion</b>       | <b>2/4</b>    | <b>0/1</b>   |



2025-26 Miami (FL) Football  
Overall Team Statistics  
All games

Page 2/2  
as of Sep 07, 2025

|                                    | UM                | OPP               |
|------------------------------------|-------------------|-------------------|
| 4th-down pct                       | 50%               | 0%                |
| <b>Sacks by-Yards</b>              | <b>4-32</b>       | <b>3-13</b>       |
| <b>Misc Yards</b>                  | <b>0</b>          | <b>0</b>          |
| <b>Touchdowns scored</b>           | <b>9</b>          | <b>3</b>          |
| <b>Field goals - attempts</b>      | <b>3-3</b>        | <b>2-2</b>        |
| <b>On-Side kicks</b>               | <b>0-0</b>        | <b>0-0</b>        |
| <b>Red-zone scores</b>             | <b>(8-9) 89%</b>  | <b>(4-5) 80%</b>  |
| <b>Red-zone touchdowns</b>         | <b>(6-9) 67%</b>  | <b>(3-5) 60%</b>  |
| <b>PAT-attempts</b>                | <b>(9-9) 100%</b> | <b>(3-3) 100%</b> |
| <b>2-point conversion-attempts</b> | <b>(0-0) 0%</b>   | <b>(0-0) 0%</b>   |
| <b>Attendance</b>                  | <b>127410</b>     | <b>0</b>          |
| Games / Avg per game               | 2/63705           | 0/0               |
| Neutral site games                 | -                 | 0/0               |

Score by Periods

| Team       | 1st | 2nd | 3rd | 4th | OT | TOT |
|------------|-----|-----|-----|-----|----|-----|
| Miami (FL) | 14  | 28  | 14  | 16  | 0  | 72  |
| Opponents  | 0   | 10  | 0   | 17  | 0  | 27  |





**2025-26 Miami (FL) Football**  
**Overall Defense Statistics**  
**All games**

Page 1/1  
as of Sep 07, 2025

**Team Defense**

|    |                         |    | Tackles |    |     |         | Sacks  | Pass defense |      |     | Fumbles | blkd |      |     |
|----|-------------------------|----|---------|----|-----|---------|--------|--------------|------|-----|---------|------|------|-----|
| ## | Player                  | gp | ua      | a  | tot | tfl/yds | no-yds | int-yds      | brup | qbh | fr-yds  | ff   | kick | saf |
| 4  | Rueben Bain Jr.         | 2  | 5       | 4  | 9   | 1.5-11  | 1.5-11 | 1-12         | .    | .   | .       | 1    | .    | .   |
| 6  | Xavier Lucas            | 2  | 5       | 3  | 8   | .       | .      | .            | .    | .   | .       | .    | .    | .   |
| 1  | Mohamed Toure           | 2  | 2       | 6  | 8   | .       | .      | .            | .    | .   | .       | .    | .    | .   |
| 10 | Raul Aguirre, Jr.       | 2  | 6       | 2  | 8   | .       | .      | .            | .    | .   | .       | .    | .    | .   |
| 3  | Akheem Mesidor          | 2  | 3       | 4  | 7   | 2-12    | 1.5-10 | .            | .    | .   | .       | .    | .    | .   |
| 8  | Jakobe Thomas           | 2  | 3       | 3  | 6   | .       | .      | .            | .    | .   | 1-0     | .    | .    | .   |
| 30 | Kellen Wiley, Jr.       | 2  | 3       | 2  | 5   | .       | .      | .            | .    | .   | .       | .    | .    | .   |
| 31 | Wesley Bissainthe       | 2  | 3       | 2  | 5   | 1-4     | .      | .            | .    | .   | .       | 1    | .    | .   |
| 99 | Ahmad Moten             | 2  | 4       | 1  | 5   | 2-12    | 1-11   | .            | .    | .   | .       | .    | .    | .   |
| 7  | Zechariah Poyser        | 2  | 3       | 1  | 4   | .       | .      | .            | .    | .   | .       | .    | .    | .   |
| 12 | Marquise Lightfoot      | 2  | 2       | 2  | 4   | 1-2     | .      | .            | .    | 1   | .       | .    | .    | .   |
| 0  | Keionte Scott           | 2  | 3       | 1  | 4   | 3-7     | .      | .            | 2    | 1   | .       | .    | .    | .   |
| 2  | Damari Brown            | 2  | 3       | .  | 3   | .       | .      | .            | .    | .   | .       | .    | .    | .   |
| 41 | Chase Smith             | 2  | 1       | 2  | 3   | .       | .      | .            | .    | .   | 1-0     | .    | .    | .   |
| 11 | David Blay              | 2  | 2       | 1  | 3   | 1-2     | .      | .            | 1    | .   | .       | .    | .    | .   |
| 5  | Justin Scott            | 2  | 2       | 1  | 3   | .       | .      | .            | .    | .   | .       | 1    | .    | .   |
| 23 | Dylan Day               | 2  | .       | 3  | 3   | .       | .      | .            | .    | .   | .       | .    | .    | .   |
| 29 | Romanas Frederique, Jr. | 2  | 2       | 1  | 3   | .       | .      | .            | .    | .   | .       | .    | .    | .   |
| 93 | Donta Simpson, Jr.      | 1  | .       | 2  | 2   | 0.5-2   | .      | .            | .    | .   | .       | .    | .    | .   |
| 90 | Daylen Russell          | 1  | 2       | .  | 2   | 1-2     | .      | .            | .    | .   | .       | .    | .    | .   |
| 22 | Cameron Pruitt          | 2  | 1       | 1  | 2   | .       | .      | .            | .    | .   | .       | .    | .    | .   |
| 28 | Isaiah Taylor           | 2  | 2       | .  | 2   | 2-2     | .      | .            | .    | .   | .       | .    | .    | .   |
| 9  | Malik Bryant            | 2  | 1       | 1  | 2   | .       | .      | .            | .    | .   | .       | .    | .    | .   |
| 33 | Booker Pickett          | 1  | 1       | .  | 1   | .       | .      | .            | .    | .   | .       | .    | .    | .   |
| 18 | Armondo Blount          | 1  | .       | 1  | 1   | .       | .      | .            | .    | .   | .       | .    | .    | .   |
| 21 | Jaylin Alderman         | 2  | 1       | .  | 1   | .       | .      | .            | .    | .   | .       | .    | .    | .   |
| 13 | Bryce Fitzgerald        | 2  | 1       | .  | 1   | .       | .      | 1-0          | .    | .   | .       | .    | .    | .   |
| 65 | Seuseu Alofaituli       | 1  | .       | .  | .   | .       | .      | .            | .    | .   | 0-5     | .    | .    | .   |
|    | Totals                  | 2  | 61      | 44 | 105 | 15-56   | 4-32   | 2-12         | 3    | 2   | 2-5     | 3    | 0    | 0   |
|    | Opponents               | 2  | 70      | 68 | 138 | 5-17    | 3-13   | 0-0          | 7    | 1   | 0-0     | 1    | 0    | 0   |



**2025-26 Miami (FL) Football**  
**Team Game Highs**  
**All games**

Page 1/1  
as of Sep 07, 2025

**Miami (FL) - Game Highs**

|                         |        |   |
|-------------------------|--------|---|
| <b>RUSHES</b>           | 38     | Notre Dame (08/31/2025)                                 |
| <b>YARDS RUSHING</b>    | 199    | Bethune-Cookman (09/06/2025)                            |
| <b>YARDS PER RUSH</b>   | 6.6    | Bethune-Cookman (09/06/2025)                            |
| <b>TD RUSHES</b>        | 4      | Bethune-Cookman (09/06/2025)                            |
| <b>PASS ATTEMPTS</b>    | 36     | Bethune-Cookman (09/06/2025)                            |
| <b>PASS COMPLETIONS</b> | 30     | Bethune-Cookman (09/06/2025)                            |
| <b>YARDS PASSING</b>    | 344    | Bethune-Cookman (09/06/2025)                            |
| <b>YARDS PER PASS</b>   | 9.6    | Bethune-Cookman (09/06/2025)                            |
| <b>TD PASSES</b>        | 2<br>2 | Bethune-Cookman (09/06/2025)<br>Notre Dame (08/31/2025) |
| <b>TOTAL PLAYS</b>      | 68     | Notre Dame (08/31/2025)                                 |
| <b>TOTAL OFFENSE</b>    | 543    | Bethune-Cookman (09/06/2025)                            |
| <b>YARDS PER PLAY</b>   | 8.2    | Bethune-Cookman (09/06/2025)                            |
| <b>POINTS</b>           | 45     | Bethune-Cookman (09/06/2025)                            |
| <b>SACKS BY</b>         | 3      | Notre Dame (08/31/2025)                                 |
| <b>FIRST DOWNS</b>      | 31     | Bethune-Cookman (09/06/2025)                            |
| <b>PENALTIES</b>        | 6      | Notre Dame (08/31/2025)                                 |
| <b>PENALTY YARDS</b>    | 51     | Notre Dame (08/31/2025)                                 |
| <b>TURNOVERS</b>        | 0<br>0 | Bethune-Cookman (09/06/2025)<br>Notre Dame (08/31/2025) |
| <b>PUNTS</b>            | 5      | Notre Dame (08/31/2025)                                 |
| <b>PUNTING AVG</b>      | 42.6   | Notre Dame (08/31/2025)                                 |
| <b>LONG PUNT</b>        | 44     | Notre Dame (08/31/2025)                                 |
| <b>PUNTS INSIDE 20</b>  | 0<br>0 | Bethune-Cookman (09/06/2025)<br>Notre Dame (08/31/2025) |
| <b>LONG PUNT RETURN</b> | 9<br>9 | Bethune-Cookman (09/06/2025)<br>Notre Dame (08/31/2025) |



**2025-26 Miami (FL) Football**  
**Opponent Match Highs**  
**All games**

Page 1/1  
as of Sep 07, 2025

**Opponent - Game Highs**

|                         |      |                              |
|-------------------------|------|------------------------------|
| <b>RUSHES</b>           | 33   | Bethune-Cookman (09/06/2025) |
| <b>YARDS RUSHING</b>    | 93   | Notre Dame (08/31/2025)      |
| <b>YARDS PER RUSH</b>   | 3.3  | Notre Dame (08/31/2025)      |
| <b>TD RUSHES</b>        | 1    | Notre Dame (08/31/2025)      |
| <b>PASS ATTEMPTS</b>    | 30   | Notre Dame (08/31/2025)      |
| <b>PASS COMPLETIONS</b> | 19   | Notre Dame (08/31/2025)      |
| <b>YARDS PASSING</b>    | 221  | Notre Dame (08/31/2025)      |
| <b>YARDS PER PASS</b>   | 7.4  | Notre Dame (08/31/2025)      |
| <b>TD PASSES</b>        | 2    | Notre Dame (08/31/2025)      |
| <b>TOTAL PLAYS</b>      | 58   | Notre Dame (08/31/2025)      |
| <b>TOTAL OFFENSE</b>    | 314  | Notre Dame (08/31/2025)      |
| <b>YARDS PER PLAY</b>   | 5.4  | Notre Dame (08/31/2025)      |
| <b>POINTS</b>           | 24   | Notre Dame (08/31/2025)      |
| <b>SACKS BY</b>         | 2    | Bethune-Cookman (09/06/2025) |
| <b>FIRST DOWNS</b>      | 18   | Notre Dame (08/31/2025)      |
| <b>PENALTIES</b>        | 5    | Notre Dame (08/31/2025)      |
| <b>PENALTY YARDS</b>    | 20   | Bethune-Cookman (09/06/2025) |
| <b>TURNOVERS</b>        | 2    | Bethune-Cookman (09/06/2025) |
|                         | 2    | Notre Dame (08/31/2025)      |
| <b>PUNTS</b>            | 4    | Bethune-Cookman (09/06/2025) |
|                         | 4    | Notre Dame (08/31/2025)      |
| <b>PUNTING AVG</b>      | 45.0 | Notre Dame (08/31/2025)      |
| <b>LONG PUNT</b>        | 55   | Notre Dame (08/31/2025)      |
| <b>PUNTS INSIDE 20</b>  | 1    | Bethune-Cookman (09/06/2025) |
|                         | 1    | Notre Dame (08/31/2025)      |
| <b>LONG PUNT RETURN</b> | 7    | Notre Dame (08/31/2025)      |





**2025-26 Miami (FL) Football**  
**Team Match Lows**  
**All games**

Page 1/1  
as of Sep 07, 2025

**Miami (FL) - Game Lows**

|                         |     |                              |
|-------------------------|-----|------------------------------|
| <b>RUSHES</b>           | 30  | Bethune-Cookman (09/06/2025) |
| <b>YARDS RUSHING</b>    | 134 | Notre Dame (08/31/2025)      |
| <b>YARDS PER RUSH</b>   | 3.5 | Notre Dame (08/31/2025)      |
| <b>TD RUSHES</b>        | 1   | Notre Dame (08/31/2025)      |
| <b>PASS ATTEMPTS</b>    | 30  | Notre Dame (08/31/2025)      |
| <b>PASS COMPLETIONS</b> | 20  | Notre Dame (08/31/2025)      |
| <b>YARDS PASSING</b>    | 205 | Notre Dame (08/31/2025)      |
| <b>YARDS PER PASS</b>   | 6.8 | Notre Dame (08/31/2025)      |
| <b>TD PASSES</b>        | 2   | Bethune-Cookman (09/06/2025) |
|                         | 2   | Notre Dame (08/31/2025)      |
| <b>TOTAL PLAYS</b>      | 66  | Bethune-Cookman (09/06/2025) |
| <b>TOTAL OFFENSE</b>    | 339 | Notre Dame (08/31/2025)      |
| <b>YARDS PER PLAY</b>   | 5.0 | Notre Dame (08/31/2025)      |
| <b>POINTS</b>           | 27  | Notre Dame (08/31/2025)      |
| <b>SACKS BY</b>         | 1   | Bethune-Cookman (09/06/2025) |
| <b>FIRST DOWNS</b>      | 20  | Notre Dame (08/31/2025)      |
| <b>PENALTIES</b>        | 4   | Bethune-Cookman (09/06/2025) |
| <b>PENALTY YARDS</b>    | 50  | Bethune-Cookman (09/06/2025) |
| <b>INTERCEPTIONS BY</b> | 1   | Bethune-Cookman (09/06/2025) |
|                         | 1   | Notre Dame (08/31/2025)      |
| <b>PUNTS</b>            | 0   | Bethune-Cookman (09/06/2025) |
| <b>PUNTING AVG</b>      | 0.0 | Bethune-Cookman (09/06/2025) |
| <b>LONG PUNT</b>        | 0   | Bethune-Cookman (09/06/2025) |
| <b>PUNTS INSIDE 20</b>  | 0   | Bethune-Cookman (09/06/2025) |
|                         | 0   | Notre Dame (08/31/2025)      |
| <b>LONG PUNT RETURN</b> | 9   | Bethune-Cookman (09/06/2025) |
|                         | 9   | Notre Dame (08/31/2025)      |



**2025-26 Miami (FL) Football**  
**Opponent Match Lows**  
**All games**

Page 1/1  
as of Sep 07, 2025

**Opponent - Game Lows**

|                         |      |                              |
|-------------------------|------|------------------------------|
| <b>RUSHES</b>           | 28   | Notre Dame (08/31/2025)      |
| <b>YARDS RUSHING</b>    | 92   | Bethune-Cookman (09/06/2025) |
| <b>YARDS PER RUSH</b>   | 2.8  | Bethune-Cookman (09/06/2025) |
| <b>TD RUSHES</b>        | 0    | Bethune-Cookman (09/06/2025) |
| <b>PASS ATTEMPTS</b>    | 18   | Bethune-Cookman (09/06/2025) |
| <b>PASS COMPLETIONS</b> | 14   | Bethune-Cookman (09/06/2025) |
| <b>YARDS PASSING</b>    | 99   | Bethune-Cookman (09/06/2025) |
| <b>YARDS PER PASS</b>   | 5.5  | Bethune-Cookman (09/06/2025) |
| <b>TD PASSES</b>        | 0    | Bethune-Cookman (09/06/2025) |
| <b>TOTAL PLAYS</b>      | 51   | Bethune-Cookman (09/06/2025) |
| <b>TOTAL OFFENSE</b>    | 191  | Bethune-Cookman (09/06/2025) |
| <b>YARDS PER PLAY</b>   | 3.7  | Bethune-Cookman (09/06/2025) |
| <b>POINTS</b>           | 3    | Bethune-Cookman (09/06/2025) |
| <b>SACKS BY</b>         | 1    | Notre Dame (08/31/2025)      |
| <b>FIRST DOWNS</b>      | 14   | Bethune-Cookman (09/06/2025) |
| <b>PENALTIES</b>        | 2    | Bethune-Cookman (09/06/2025) |
| <b>PENALTY YARDS</b>    | 15   | Notre Dame (08/31/2025)      |
| <b>INTERCEPTIONS BY</b> | 0    | Bethune-Cookman (09/06/2025) |
|                         | 0    | Notre Dame (08/31/2025)      |
| <b>PUNTS</b>            | 4    | Bethune-Cookman (09/06/2025) |
|                         | 4    | Notre Dame (08/31/2025)      |
| <b>PUNTING AVG</b>      | 41.8 | Bethune-Cookman (09/06/2025) |
| <b>LONG PUNT</b>        | 48   | Bethune-Cookman (09/06/2025) |
| <b>PUNTS INSIDE 20</b>  | 1    | Bethune-Cookman (09/06/2025) |
|                         | 1    | Notre Dame (08/31/2025)      |
| <b>LONG PUNT RETURN</b> | 0    | Bethune-Cookman (09/06/2025) |



**2025-26 Miami (FL) Football**  
**Individual Game Highs**  
**All games**

Page 1/1  
as of Sep 07, 2025

**Miami (FL) - Individual Game Highs**

|                            |      |  |
|----------------------------|------|--|
| <b>RUSHES</b>              | 15   | Mark Fletcher Jr. vs Notre Dame (08/31/2025)       |
|                            | 15   | CharMar Brown vs Notre Dame (08/31/2025)           |
| <b>YARDS RUSHING</b>       | 86   | Mark Fletcher Jr. vs Bethune-Cookman (09/06/2025)  |
| <b>TD RUSHES</b>           | 2    | Mark Fletcher Jr. vs Bethune-Cookman (09/06/2025)  |
| <b>LONG RUSH</b>           | 30   | Girard Pringle Jr. vs Bethune-Cookman (09/06/2025) |
| <b>PASS ATTEMPTS</b>       | 30   | Carson Beck vs Notre Dame (08/31/2025)             |
| <b>PASS COMPLETIONS</b>    | 22   | Carson Beck vs Bethune-Cookman (09/06/2025)        |
| <b>YARDS PASSING</b>       | 267  | Carson Beck vs Bethune-Cookman (09/06/2025)        |
| <b>TD PASSES</b>           | 2    | Carson Beck vs Bethune-Cookman (09/06/2025)        |
|                            | 2    | Carson Beck vs Notre Dame (08/31/2025)             |
| <b>LONG PASS</b>           | 40   | Carson Beck vs Bethune-Cookman (09/06/2025)        |
| <b>RECEPTIONS</b>          | 6    | Malachi Toney vs Bethune-Cookman (09/06/2025)      |
|                            | 6    | Malachi Toney vs Notre Dame (08/31/2025)           |
| <b>YARDS RECEIVING</b>     | 82   | Malachi Toney vs Notre Dame (08/31/2025)           |
| <b>TD RECEPTIONS</b>       | 2    | CJ Daniels vs Bethune-Cookman (09/06/2025)         |
| <b>LONG RECEPTION</b>      | 40   | CJ Daniels vs Bethune-Cookman (09/06/2025)         |
| <b>PUNTS</b>               | 5    | Dylan Joyce vs Notre Dame (08/31/2025)             |
| <b>PUNTING AVG</b>         | 42.6 | Dylan Joyce vs Notre Dame (08/31/2025)             |
| <b>LONG PUNT</b>           | 44   | Dylan Joyce vs Notre Dame (08/31/2025)             |
| <b>PUNTS INSIDE 20</b>     | none |  |
| <b>LONG PUNT RETURN</b>    | 9    | Ray Ray Joseph vs Bethune-Cookman (09/06/2025)     |
|                            | 9    | Malachi Toney vs Notre Dame (08/31/2025)           |
| <b>LONG KICKOFF RETURN</b> | 32   | Keelan Marion vs Notre Dame (08/31/2025)           |
| <b>TACKLES</b>             | 6    | Raul Aguirre, Jr. vs Notre Dame (08/31/2025)       |
|                            | 6    | Rueben Bain Jr. vs Notre Dame (08/31/2025)         |
| <b>SACKS</b>               | 1.5  | Akheem Mesidor vs Notre Dame (08/31/2025)          |
| <b>TACKLES FOR LOSS</b>    | 3    | Keionte Scott vs Bethune-Cookman (09/06/2025)      |





**2025-26 Miami (FL) Football**  
**Opponent Individual Match Highs**  
**All games**

Page 1/1  
as of Sep 07, 2025

**Opponent - Individual Game Highs**

|                            |      |   |
|----------------------------|------|---|
| <b>RUSHES</b>              | 11   | CJ Carr vs Notre Dame (08/31/2025)                  |
| <b>YARDS RUSHING</b>       | 45   | Jadarian Price vs Notre Dame (08/31/2025)           |
| <b>TD RUSHES</b>           | 1    | CJ Carr vs Notre Dame (08/31/2025)                  |
| <b>LONG RUSH</b>           | 30   | Jadarian Price vs Notre Dame (08/31/2025)           |
| <b>PASS ATTEMPTS</b>       | 30   | CJ Carr vs Notre Dame (08/31/2025)                  |
| <b>PASS COMPLETIONS</b>    | 19   | CJ Carr vs Notre Dame (08/31/2025)                  |
| <b>YARDS PASSING</b>       | 221  | CJ Carr vs Notre Dame (08/31/2025)                  |
| <b>TD PASSES</b>           | 2    | CJ Carr vs Notre Dame (08/31/2025)                  |
| <b>LONG PASS</b>           | 65   | CJ Carr vs Notre Dame (08/31/2025)                  |
| <b>RECEPTIONS</b>          | 5    | Eli Raridon vs Notre Dame (08/31/2025)              |
|                            | 5    | Jordan Faison vs Notre Dame (08/31/2025)            |
| <b>YARDS RECEIVING</b>     | 97   | Eli Raridon vs Notre Dame (08/31/2025)              |
| <b>TD RECEPTIONS</b>       | 1    | Jordan Faison vs Notre Dame (08/31/2025)            |
|                            | 1    | Micah Gilbert vs Notre Dame (08/31/2025)            |
| <b>LONG RECEPTION</b>      | 65   | Eli Raridon vs Notre Dame (08/31/2025)              |
| <b>FIELD GOALS</b>         | 1    | Juan Dominguez vs Bethune-Cookman (09/06/2025)      |
|                            | 1    | Noah Burnette vs Notre Dame (08/31/2025)            |
| <b>LONG FIELD GOALS</b>    | 39   | Noah Burnette vs Notre Dame (08/31/2025)            |
| <b>PUNTS</b>               | 4    | Max Tulen vs Bethune-Cookman (09/06/2025)           |
|                            | 4    | James Rendell vs Notre Dame (08/31/2025)            |
| <b>PUNTING AVG</b>         | 45.0 | James Rendell vs Notre Dame (08/31/2025)            |
| <b>LONG PUNT</b>           | 55   | James Rendell vs Notre Dame (08/31/2025)            |
| <b>PUNTS INSIDE 20</b>     | 1    | Max Tulen vs Bethune-Cookman (09/06/2025)           |
|                            | 1    | James Rendell vs Notre Dame (08/31/2025)            |
| <b>LONG PUNT RETURN</b>    | 7    | Jordan Faison vs Notre Dame (08/31/2025)            |
| <b>LONG KICKOFF RETURN</b> | 15   | Jadarian Price vs Notre Dame (08/31/2025)           |
| <b>TACKLES</b>             | 9    | Stephen Sparrow Jr. vs Bethune-Cookman (09/06/2025) |
|                            | 9    | Gabe White vs Bethune-Cookman (09/06/2025)          |
|                            | 9    | Jalen Stroman vs Notre Dame (08/31/2025)            |
| <b>SACKS</b>               | 1    | Stephen Sparrow Jr. vs Bethune-Cookman (09/06/2025) |
|                            | 1    | Keyon Clark vs Bethune-Cookman (09/06/2025)         |
|                            | 1    | Boubacar Traore vs Notre Dame (08/31/2025)          |
| <b>TACKLES FOR LOSS</b>    | 1    | Stephen Sparrow Jr. vs Bethune-Cookman (09/06/2025) |
|                            | 1    | Keyon Clark vs Bethune-Cookman (09/06/2025)         |
|                            | 1    | Boubacar Traore vs Notre Dame (08/31/2025)          |
|                            | 1    | Kyngstonn Viliamu-Asa vs Notre Dame (08/31/2025)    |
| <b>INTERCEPTIONS</b>       | none |   |



2025-26 Miami (FL) Football  
Individual Statistics  
All games

Page 1/3  
as of Sep 07, 2025

### Rushing

| Player                  | gp       | att       | gain       | loss      | net        | avg        | td       | lg        | avg/g        |
|-------------------------|----------|-----------|------------|-----------|------------|------------|----------|-----------|--------------|
| Mark Fletcher Jr.       | 2        | 26        | 155        | 3         | 152        | 5.8        | 2        | 17        | 76.0         |
| CharMar Brown           | 2        | 22        | 104        | 0         | 104        | 4.7        | 2        | 23        | 52.0         |
| Girard Pringle Jr.      | 1        | 2         | 36         | 0         | 36         | 18.0       | 1        | 30        | 36.0         |
| Chris Wheatley-Humphrey | 1        | 7         | 34         | 1         | 33         | 4.7        | 0        | 13        | 33.0         |
| Jordan Lyle             | 1        | 5         | 11         | 0         | 11         | 2.2        | 0        | 5         | 11.0         |
| Emory Williams          | 1        | 3         | 10         | 1         | 9          | 3.0        | 0        | 10        | 9.0          |
| Carson Beck             | 2        | 2         | 5          | 7         | -2         | -1.0       | 0        | 5         | -1.0         |
| Dylan Joyce             | 2        | 0         | 0          | 2         | -2         | 0.0        | 0        | 0         | -1.0         |
| Team                    | 2        | 1         | 0          | 8         | -8         | -8.0       | 0        | 0         | -4.0         |
| <b>Total</b>            | <b>2</b> | <b>68</b> | <b>355</b> | <b>22</b> | <b>333</b> | <b>4.9</b> | <b>5</b> | <b>30</b> | <b>166.5</b> |
| <b>Opponents</b>        | <b>2</b> | <b>61</b> | <b>239</b> | <b>54</b> | <b>185</b> | <b>3.0</b> | <b>1</b> | <b>30</b> | <b>92.5</b>  |

### Punt Returns

| Player           | no.      | yds       | avg        | td       | lg       |
|------------------|----------|-----------|------------|----------|----------|
| Malachi Toney    | 2        | 11        | 5.5        | 0        | 9        |
| Ray Ray Joseph   | 1        | 9         | 9.0        | 0        | 9        |
| <b>Total</b>     | <b>3</b> | <b>20</b> | <b>6.7</b> | <b>0</b> | <b>9</b> |
| <b>Opponents</b> | <b>2</b> | <b>9</b>  | <b>4.5</b> | <b>0</b> | <b>7</b> |

### Interceptions

| Player           | no.      | yds       | avg        | td       | lg        |
|------------------|----------|-----------|------------|----------|-----------|
| Rueben Bain Jr.  | 1        | 12        | 12.0       | 0        | 12        |
| Bryce Fitzgerald | 1        | 0         | 0.0        | 0        | 0         |
| <b>Total</b>     | <b>2</b> | <b>12</b> | <b>6.0</b> | <b>0</b> | <b>12</b> |
| <b>Opponents</b> | <b>0</b> | <b>0</b>  | <b>0.0</b> | <b>0</b> | <b>0</b>  |

### Passing

| Player           | gp       | effic        | comp-att-int   | pct         | yds        | td       | lg        | avg/g        |
|------------------|----------|--------------|----------------|-------------|------------|----------|-----------|--------------|
| Carson Beck      | 2        | 175.6        | 42-54-0        | 77.8        | 472        | 4        | 40        | 236.0        |
| Emory Williams   | 1        | 120.6        | 8-12-0         | 66.7        | 77         | 0        | 15        | 77.0         |
| <b>Total</b>     | <b>2</b> | <b>165.6</b> | <b>50-66-0</b> | <b>75.8</b> | <b>549</b> | <b>4</b> | <b>40</b> | <b>274.5</b> |
| <b>Opponents</b> | <b>2</b> | <b>130.2</b> | <b>33-48-2</b> | <b>68.8</b> | <b>320</b> | <b>2</b> | <b>65</b> | <b>160.0</b> |

### Kick Returns

| Player           | no.      | yds       | avg         | td       | lg        |
|------------------|----------|-----------|-------------|----------|-----------|
| Keelan Marion    | 2        | 57        | 28.5        | 0        | 32        |
| <b>Total</b>     | <b>2</b> | <b>57</b> | <b>28.5</b> | <b>0</b> | <b>32</b> |
| <b>Opponents</b> | <b>1</b> | <b>15</b> | <b>15.0</b> | <b>0</b> | <b>15</b> |

### Receiving

| Player            | gp       | no.       | yds        | avg         | td       | lg        | avg/g        |
|-------------------|----------|-----------|------------|-------------|----------|-----------|--------------|
| Malachi Toney     | 2        | 12        | 162        | 13.5        | 1        | 28        | 81.0         |
| CJ Daniels        | 2        | 10        | 119        | 11.9        | 3        | 40        | 59.5         |
| Keelan Marion     | 2        | 4         | 36         | 9.0         | 0        | 14        | 18.0         |
| Elija Lofton      | 2        | 4         | 36         | 9.0         | 0        | 15        | 18.0         |
| CharMar Brown     | 2        | 3         | 21         | 7.0         | 0        | 10        | 10.5         |
| Joshua Moore      | 2        | 3         | 15         | 5.0         | 0        | 8         | 7.5          |
| Daylyn Upshaw     | 1        | 3         | 26         | 8.7         | 0        | 15        | 26.0         |
| Alex Bauman       | 2        | 2         | 12         | 6.0         | 0        | 6         | 6.0          |
| Ray Ray Joseph    | 2        | 2         | 25         | 12.5        | 0        | 18        | 12.5         |
| Mark Fletcher Jr. | 2        | 2         | 20         | 10.0        | 0        | 12        | 10.0         |
| Brock Schott      | 1        | 2         | 24         | 12.0        | 0        | 14        | 24.0         |
| Tony Johnson      | 2        | 1         | 20         | 20.0        | 0        | 20        | 10.0         |
| Ny Carr           | 1        | 1         | 13         | 13.0        | 0        | 13        | 13.0         |
| Luka Gilbert      | 1        | 1         | 20         | 20.0        | 0        | 20        | 20.0         |
| <b>Total</b>      | <b>2</b> | <b>50</b> | <b>549</b> | <b>11.0</b> | <b>4</b> | <b>40</b> | <b>274.5</b> |
| <b>Opponents</b>  | <b>2</b> | <b>33</b> | <b>320</b> | <b>9.7</b>  | <b>2</b> | <b>65</b> | <b>160.0</b> |

### Fumbles Recovered

| Player            | no.      | yds      | avg        | td       | lg       |
|-------------------|----------|----------|------------|----------|----------|
| Seuseu Alofaituli | 0        | 5        | 0.0        | 0        | 5        |
| Jakobe Thomas     | 1        | 0        | 0.0        | 0        | 0        |
| Chase Smith       | 1        | 0        | 0.0        | 0        | 0        |
| <b>Total</b>      | <b>2</b> | <b>5</b> | <b>2.5</b> | <b>0</b> | <b>5</b> |
| <b>Opponents</b>  | <b>0</b> | <b>0</b> | <b>0.0</b> | <b>0</b> | <b>0</b> |



2025-26 Miami (FL) Football  
Individual Statistics  
All games

Page 2/3  
as of Sep 07, 2025

### Scoring

| Player             | td       | fg         | PAT        |          |          |          |          | dxp      | saf      | pts       |
|--------------------|----------|------------|------------|----------|----------|----------|----------|----------|----------|-----------|
|                    |          |            | kick       | rush     | rcv      | pass     |          |          |          |           |
| CJ Daniels         | 3        | -          | -          | -        | -        | -        | -        | -        | -        | 18        |
| Carter Davis       | -        | 2-2        | 6-6        | -        | -        | -        | -        | -        | -        | 12        |
| Mark Fletcher Jr.  | 2        | -          | -          | -        | -        | -        | -        | -        | -        | 12        |
| CharMar Brown      | 2        | -          | -          | -        | -        | -        | -        | -        | -        | 12        |
| Malachi Toney      | 1        | -          | -          | -        | -        | -        | -        | -        | -        | 6         |
| Girard Pringle Jr. | 1        | -          | -          | -        | -        | -        | -        | -        | -        | 6         |
| Bert Auburn        | -        | 1-1        | 2-2        | -        | -        | -        | -        | -        | -        | 5         |
| Will Rocha         | -        | -          | 1-1        | -        | -        | -        | -        | -        | -        | 1         |
| <b>Total</b>       | <b>9</b> | <b>3-3</b> | <b>9-9</b> | <b>0</b> | <b>0</b> | <b>0</b> | <b>0</b> | <b>0</b> | <b>0</b> | <b>72</b> |
| <b>Opponents</b>   | <b>3</b> | <b>2-2</b> | <b>3-3</b> | <b>0</b> | <b>0</b> | <b>0</b> | <b>0</b> | <b>0</b> | <b>0</b> | <b>27</b> |

### Total Offense

| Player                  | g        | plays      | rush       | pass       | total      | avg/g        |
|-------------------------|----------|------------|------------|------------|------------|--------------|
| Carson Beck             | 2        | 56         | -2         | 472        | 470        | 235.0        |
| Mark Fletcher Jr.       | 2        | 26         | 152        | 0          | 152        | 76.0         |
| CharMar Brown           | 2        | 22         | 104        | 0          | 104        | 52.0         |
| Emory Williams          | 1        | 15         | 9          | 77         | 86         | 86.0         |
| Girard Pringle Jr.      | 1        | 2          | 36         | 0          | 36         | 36.0         |
| Chris Wheatley-Humphrey | 1        | 7          | 33         | 0          | 33         | 33.0         |
| Jordan Lyle             | 1        | 5          | 11         | 0          | 11         | 11.0         |
| Dylan Joyce             | 2        | 0          | -2         | 0          | -2         | -1.0         |
| Team                    | 2        | 0          | -8         | 0          | -8         | -4.0         |
| <b>Total</b>            | <b>2</b> | <b>134</b> | <b>333</b> | <b>549</b> | <b>882</b> | <b>441.0</b> |
| <b>Opponents</b>        | <b>2</b> | <b>109</b> | <b>185</b> | <b>320</b> | <b>505</b> | <b>252.5</b> |

### Field Goals

| Player           | fg         | pct.         | 01-19      | 20-29      | 30-39      | 40-49      | 50-99      | lg        | blk      |
|------------------|------------|--------------|------------|------------|------------|------------|------------|-----------|----------|
| Carter Davis     | 2-2        | 100.0        | 0-0        | 0-0        | 1-1        | 1-1        | 0-0        | 47        | 0        |
| Bert Auburn      | 1-1        | 100.0        | 0-0        | 0-0        | 1-1        | 0-0        | 0-0        | 31        | 0        |
| <b>Opponents</b> | <b>2-2</b> | <b>100.0</b> | <b>0-0</b> | <b>0-0</b> | <b>2-2</b> | <b>0-0</b> | <b>0-0</b> | <b>39</b> | <b>0</b> |

### Punting

| Player           | no.      | yds        | avg         | lg        | tb       | fc       | i20      | 50+      | blk      |
|------------------|----------|------------|-------------|-----------|----------|----------|----------|----------|----------|
| Dylan Joyce      | 5        | 213        | 42.6        | 44        | 0        | 2        | 0        | 0        | 0        |
| <b>Total</b>     | <b>5</b> | <b>213</b> | <b>42.6</b> | <b>44</b> | <b>0</b> | <b>2</b> | <b>0</b> | <b>0</b> | <b>0</b> |
| <b>Opponents</b> | <b>8</b> | <b>347</b> | <b>43.4</b> | <b>55</b> | <b>0</b> | <b>3</b> | <b>2</b> | <b>1</b> | <b>0</b> |

### FG Sequence

| Team Name       | Miami (FL) | Opponents |
|-----------------|------------|-----------|
| Notre Dame      | (38),(47)  | (39)      |
| Bethune-Cookman | (31)       | (32)      |

Numbers in (parentheses) indicate field goal was made

### Kickoffs

| Player           | no.       | yds        | avg         | tb        | ob       | retn     | net         | ydln      |
|------------------|-----------|------------|-------------|-----------|----------|----------|-------------|-----------|
| Carter Davis     | 12        | 780        | 65.0        | 11        | 0        |          |             |           |
| Bert Auburn      | 2         | 130        | 65.0        | 2         | 0        |          |             |           |
| <b>Total</b>     | <b>14</b> | <b>910</b> | <b>65.0</b> | <b>13</b> | <b>0</b> | <b>1</b> | <b>40.7</b> | <b>24</b> |
| <b>Opponents</b> | <b>7</b>  | <b>451</b> | <b>64.4</b> | <b>5</b>  | <b>0</b> | <b>2</b> | <b>38.4</b> | <b>26</b> |



2025-26 Miami (FL) Football  
Individual Statistics  
All games

Page 3/3  
as of Sep 07, 2025

All Purpose

| Player                  | g        | rush       | rcv        | pr        | kr        | ir        | total      | avg/g        |
|-------------------------|----------|------------|------------|-----------|-----------|-----------|------------|--------------|
| Malachi Toney           | 2        | 0          | 162        | 11        | 0         | 0         | 173        | 86.5         |
| Mark Fletcher Jr.       | 2        | 152        | 20         | 0         | 0         | 0         | 172        | 86.0         |
| CharMar Brown           | 2        | 104        | 21         | 0         | 0         | 0         | 125        | 62.5         |
| CJ Daniels              | 2        | 0          | 119        | 0         | 0         | 0         | 119        | 59.5         |
| Keelan Marion           | 2        | 0          | 36         | 0         | 57        | 0         | 93         | 46.5         |
| Elija Lofton            | 2        | 0          | 36         | 0         | 0         | 0         | 36         | 18.0         |
| Girard Pringle Jr.      | 1        | 36         | 0          | 0         | 0         | 0         | 36         | 36.0         |
| Ray Ray Joseph          | 2        | 0          | 25         | 9         | 0         | 0         | 34         | 17.0         |
| Chris Wheatley-Humphrey | 1        | 33         | 0          | 0         | 0         | 0         | 33         | 33.0         |
| Daylyn Upshaw           | 1        | 0          | 26         | 0         | 0         | 0         | 26         | 26.0         |
| Brock Schott            | 1        | 0          | 24         | 0         | 0         | 0         | 24         | 24.0         |
| Tony Johnson            | 2        | 0          | 20         | 0         | 0         | 0         | 20         | 10.0         |
| Luka Gilbert            | 1        | 0          | 20         | 0         | 0         | 0         | 20         | 20.0         |
| Joshua Moore            | 2        | 0          | 15         | 0         | 0         | 0         | 15         | 7.5          |
| Ny Carr                 | 1        | 0          | 13         | 0         | 0         | 0         | 13         | 13.0         |
| Alex Bauman             | 2        | 0          | 12         | 0         | 0         | 0         | 12         | 6.0          |
| Rueben Bain Jr.         | 2        | 0          | 0          | 0         | 0         | 12        | 12         | 6.0          |
| Jordan Lyle             | 1        | 11         | 0          | 0         | 0         | 0         | 11         | 11.0         |
| Emory Williams          | 1        | 9          | 0          | 0         | 0         | 0         | 9          | 9.0          |
| Carson Beck             | 2        | -2         | 0          | 0         | 0         | 0         | -2         | -1.0         |
| Dylan Joyce             | 2        | -2         | 0          | 0         | 0         | 0         | -2         | -1.0         |
| Team                    | 2        | -8         | 0          | 0         | 0         | 0         | -8         | -4.0         |
| <b>Total</b>            | <b>2</b> | <b>333</b> | <b>549</b> | <b>20</b> | <b>57</b> | <b>12</b> | <b>971</b> | <b>485.5</b> |
| <b>Opponents</b>        | <b>2</b> | <b>185</b> | <b>320</b> | <b>9</b>  | <b>15</b> | <b>0</b>  | <b>529</b> | <b>264.5</b> |





# 2025-26 Miami (FL) Football Combined Team Statistics All games

Page 1/3  
as of Sep 07, 2025

## Team Results

| Date       | Opponent        |   | Score | Att.  |
|------------|-----------------|---|-------|-------|
| 08/31/2025 | Notre Dame      | W | 27-24 | 66793 |
| 09/06/2025 | Bethune-Cookman | W | 45-3  | 60617 |

## Rushing

| Player                  | gp       | att       | gain       | loss      | net        | avg        | td       | lg        | avg/g        |
|-------------------------|----------|-----------|------------|-----------|------------|------------|----------|-----------|--------------|
| Mark Fletcher Jr.       | 2        | 26        | 155        | 3         | 152        | 5.8        | 2        | 17        | 76.0         |
| CharMar Brown           | 2        | 22        | 104        | 0         | 104        | 4.7        | 2        | 23        | 52.0         |
| Girard Pringle Jr.      | 1        | 2         | 36         | 0         | 36         | 18.0       | 1        | 30        | 36.0         |
| Chris Wheatley-Humphrey | 1        | 7         | 34         | 1         | 33         | 4.7        | 0        | 13        | 33.0         |
| Jordan Lyle             | 1        | 5         | 11         | 0         | 11         | 2.2        | 0        | 5         | 11.0         |
| Emory Williams          | 1        | 3         | 10         | 1         | 9          | 3.0        | 0        | 10        | 9.0          |
| Carson Beck             | 2        | 2         | 5          | 7         | -2         | -1.0       | 0        | 5         | -1.0         |
| Dylan Joyce             | 2        | 0         | 0          | 2         | -2         | 0.0        | 0        | 0         | -1.0         |
| Team                    | 2        | 1         | 0          | 8         | -8         | -8.0       | 0        | 0         | -4.0         |
| <b>Total</b>            | <b>2</b> | <b>68</b> | <b>355</b> | <b>22</b> | <b>333</b> | <b>4.9</b> | <b>5</b> | <b>30</b> | <b>166.5</b> |
| <b>Opponents</b>        | <b>2</b> | <b>61</b> | <b>239</b> | <b>54</b> | <b>185</b> | <b>3.0</b> | <b>1</b> | <b>30</b> | <b>92.5</b>  |

## Passing

| Player           | gp       | effic        | comp-att-int   | pct         | yds        | td       | lg        | avg/g        |
|------------------|----------|--------------|----------------|-------------|------------|----------|-----------|--------------|
| Carson Beck      | 2        | 175.6        | 42-54-0        | 77.8        | 472        | 4        | 40        | 236.0        |
| Emory Williams   | 1        | 120.6        | 8-12-0         | 66.7        | 77         | 0        | 15        | 77.0         |
| <b>Total</b>     | <b>2</b> | <b>165.6</b> | <b>50-66-0</b> | <b>75.8</b> | <b>549</b> | <b>4</b> | <b>40</b> | <b>274.5</b> |
| <b>Opponents</b> | <b>2</b> | <b>130.2</b> | <b>33-48-2</b> | <b>68.8</b> | <b>320</b> | <b>2</b> | <b>65</b> | <b>160.0</b> |

## Receiving

| Player            | gp       | no.       | yds        | avg         | td       | lg        | avg/g        |
|-------------------|----------|-----------|------------|-------------|----------|-----------|--------------|
| Malachi Toney     | 2        | 12        | 162        | 13.5        | 1        | 28        | 81.0         |
| CJ Daniels        | 2        | 10        | 119        | 11.9        | 3        | 40        | 59.5         |
| Keelan Marion     | 2        | 4         | 36         | 9.0         | 0        | 14        | 18.0         |
| Elija Lofton      | 2        | 4         | 36         | 9.0         | 0        | 15        | 18.0         |
| CharMar Brown     | 2        | 3         | 21         | 7.0         | 0        | 10        | 10.5         |
| Joshua Moore      | 2        | 3         | 15         | 5.0         | 0        | 8         | 7.5          |
| Daylyn Upshaw     | 1        | 3         | 26         | 8.7         | 0        | 15        | 26.0         |
| Alex Bauman       | 2        | 2         | 12         | 6.0         | 0        | 6         | 6.0          |
| Ray Ray Joseph    | 2        | 2         | 25         | 12.5        | 0        | 18        | 12.5         |
| Mark Fletcher Jr. | 2        | 2         | 20         | 10.0        | 0        | 12        | 10.0         |
| Brock Schott      | 1        | 2         | 24         | 12.0        | 0        | 14        | 24.0         |
| Tony Johnson      | 2        | 1         | 20         | 20.0        | 0        | 20        | 10.0         |
| Ny Carr           | 1        | 1         | 13         | 13.0        | 0        | 13        | 13.0         |
| Luka Gilbert      | 1        | 1         | 20         | 20.0        | 0        | 20        | 20.0         |
| <b>Total</b>      | <b>2</b> | <b>50</b> | <b>549</b> | <b>11.0</b> | <b>4</b> | <b>40</b> | <b>274.5</b> |
| <b>Opponents</b>  | <b>2</b> | <b>33</b> | <b>320</b> | <b>9.7</b>  | <b>2</b> | <b>65</b> | <b>160.0</b> |

## Game Records

| Record         | Overall | Home | Away | Neutral |
|----------------|---------|------|------|---------|
| ALL GAMES      | 2-0     | 2-0  | 0-0  | 0-0     |
| CONFERENCE     | 0-0     | 0-0  | 0-0  | 0-0     |
| NON-CONFERENCE | 2-0     | 2-0  | 0-0  | 0-0     |

## Team Statistics

|                                    | UM                | OPP               |
|------------------------------------|-------------------|-------------------|
| <b>First Downs</b>                 | <b>51</b>         | <b>32</b>         |
| Rushing                            | 21                | 11                |
| Passing                            | 28                | 16                |
| Penalty                            | 2                 | 5                 |
| <b>Rushing Yardage</b>             | <b>333</b>        | <b>185</b>        |
| Rushing attempts                   | 68                | 61                |
| Average per rush                   | 4.9               | 3.0               |
| Average per game                   | 166.5             | 92.5              |
| TDs Rushing                        | 5                 | 1                 |
| <b>Passing Yardage</b>             | <b>549</b>        | <b>320</b>        |
| Comp-Att-Int                       | 50-66-0           | 33-48-2           |
| Average per pass                   | 8.3               | 6.7               |
| Average per catch                  | 11.0              | 9.7               |
| Average per game                   | 274.5             | 160.0             |
| TDs Passing                        | 4                 | 2                 |
| <b>Total offense</b>               | <b>882</b>        | <b>505</b>        |
| Average per play                   | 6.6               | 4.6               |
| Average per game                   | 441.0             | 252.5             |
| <b>Kick returns: #-Yards</b>       | <b>2-57</b>       | <b>1-15</b>       |
| <b>Punt returns: #-Yards</b>       | <b>3-20</b>       | <b>2-9</b>        |
| <b>Int returns: #-Yards</b>        | <b>2-12</b>       | <b>0-0</b>        |
| <b>Fumbles-Lost</b>                | <b>2-0</b>        | <b>3-2</b>        |
| <b>Penalties-Yards</b>             | <b>10-101</b>     | <b>7-35</b>       |
| <b>Punts-Avg</b>                   | <b>5-42.6</b>     | <b>8-43.4</b>     |
| <b>Time of possession / game</b>   | <b>31:01</b>      | <b>28:59</b>      |
| <b>3rd-down conversion</b>         | <b>8/19</b>       | <b>5/18</b>       |
| <b>4th-down conversion</b>         | <b>2/4</b>        | <b>0/1</b>        |
| <b>PAT-attempts</b>                | <b>(9-9) 100%</b> | <b>(3-3) 100%</b> |
| <b>2-point conversion-attempts</b> | <b>(0-0) 0%</b>   | <b>(0-0) 0%</b>   |

## Interceptions

| Player           | no.      | yds       | avg        | td       | lg        |
|------------------|----------|-----------|------------|----------|-----------|
| Rueben Bain Jr.  | 1        | 12        | 12.0       | 0        | 12        |
| Bryce Fitzgerald | 1        | 0         | 0.0        | 0        | 0         |
| <b>Total</b>     | <b>2</b> | <b>12</b> | <b>6.0</b> | <b>0</b> | <b>12</b> |
| <b>Opponents</b> | <b>0</b> | <b>0</b>  | <b>0.0</b> | <b>0</b> | <b>0</b>  |



2025-26 Miami (FL) Football  
Combined Team Statistics  
All games

Page 2/3  
as of Sep 07, 2025

#### Field Goals

| Player           | fg         | pct.         | 01-19      | 20-29      | 30-39      | 40-49      | 50-99      | lg        | blk      |
|------------------|------------|--------------|------------|------------|------------|------------|------------|-----------|----------|
| Carter Davis     | 2-2        | 100.0        | 0-0        | 0-0        | 1-1        | 1-1        | 0-0        | 47        | 0        |
| Bert Auburn      | 1-1        | 100.0        | 0-0        | 0-0        | 1-1        | 0-0        | 0-0        | 31        | 0        |
| <b>Opponents</b> | <b>2-2</b> | <b>100.0</b> | <b>0-0</b> | <b>0-0</b> | <b>2-2</b> | <b>0-0</b> | <b>0-0</b> | <b>39</b> | <b>0</b> |

#### Scoring

| Player             | td       | fg         | PAT        |          |          |          |          | dxp      | saf      | pts       |
|--------------------|----------|------------|------------|----------|----------|----------|----------|----------|----------|-----------|
|                    |          |            | kick       | rush     | rcv      | pass     |          |          |          |           |
| CJ Daniels         | 3        | -          | -          | -        | -        | -        | -        | -        | -        | 18        |
| Carter Davis       | -        | 2-2        | 6-6        | -        | -        | -        | -        | -        | -        | 12        |
| Mark Fletcher Jr.  | 2        | -          | -          | -        | -        | -        | -        | -        | -        | 12        |
| CharMar Brown      | 2        | -          | -          | -        | -        | -        | -        | -        | -        | 12        |
| Malachi Toney      | 1        | -          | -          | -        | -        | -        | -        | -        | -        | 6         |
| Girard Pringle Jr. | 1        | -          | -          | -        | -        | -        | -        | -        | -        | 6         |
| Bert Auburn        | -        | 1-1        | 2-2        | -        | -        | -        | -        | -        | -        | 5         |
| Will Rocha         | -        | -          | 1-1        | -        | -        | -        | -        | -        | -        | 1         |
| <b>Total</b>       | <b>9</b> | <b>3-3</b> | <b>9-9</b> | <b>0</b> | <b>0</b> | <b>0</b> | <b>0</b> | <b>0</b> | <b>0</b> | <b>72</b> |
| <b>Opponents</b>   | <b>3</b> | <b>2-2</b> | <b>3-3</b> | <b>0</b> | <b>0</b> | <b>0</b> | <b>0</b> | <b>0</b> | <b>0</b> | <b>27</b> |

#### Score by Periods

| Team       | 1st | 2nd | 3rd | 4th | OT | TOT |
|------------|-----|-----|-----|-----|----|-----|
| Miami (FL) | 14  | 28  | 14  | 16  | 0  | 72  |
| Opponents  | 0   | 10  | 0   | 17  | 0  | 27  |

#### Punting

| Player           | no.      | yds        | avg         | lg        | tb       | fc       | i20      | 50+      | blk      |
|------------------|----------|------------|-------------|-----------|----------|----------|----------|----------|----------|
| Dylan Joyce      | 5        | 213        | 42.6        | 44        | 0        | 2        | 0        | 0        | 0        |
| <b>Total</b>     | <b>5</b> | <b>213</b> | <b>42.6</b> | <b>44</b> | <b>0</b> | <b>2</b> | <b>0</b> | <b>0</b> | <b>0</b> |
| <b>Opponents</b> | <b>8</b> | <b>347</b> | <b>43.4</b> | <b>55</b> | <b>0</b> | <b>3</b> | <b>2</b> | <b>1</b> | <b>0</b> |

#### Punt Returns

| Player           | no.      | yds       | avg        | td       | lg       |
|------------------|----------|-----------|------------|----------|----------|
| Malachi Toney    | 2        | 11        | 5.5        | 0        | 9        |
| Ray Ray Joseph   | 1        | 9         | 9.0        | 0        | 9        |
| <b>Total</b>     | <b>3</b> | <b>20</b> | <b>6.7</b> | <b>0</b> | <b>9</b> |
| <b>Opponents</b> | <b>2</b> | <b>9</b>  | <b>4.5</b> | <b>0</b> | <b>7</b> |

#### Kick Returns

| Player           | no.      | yds       | avg         | td       | lg        |
|------------------|----------|-----------|-------------|----------|-----------|
| Keelan Marion    | 2        | 57        | 28.5        | 0        | 32        |
| <b>Total</b>     | <b>2</b> | <b>57</b> | <b>28.5</b> | <b>0</b> | <b>32</b> |
| <b>Opponents</b> | <b>1</b> | <b>15</b> | <b>15.0</b> | <b>0</b> | <b>15</b> |

#### All Purpose

| Player                  | g        | rush       | rcv        | pr        | kr        | ir        | total      | avg/g        |
|-------------------------|----------|------------|------------|-----------|-----------|-----------|------------|--------------|
| Malachi Toney           | 2        | 0          | 162        | 11        | 0         | 0         | 173        | 86.5         |
| Mark Fletcher Jr.       | 2        | 152        | 20         | 0         | 0         | 0         | 172        | 86.0         |
| CharMar Brown           | 2        | 104        | 21         | 0         | 0         | 0         | 125        | 62.5         |
| CJ Daniels              | 2        | 0          | 119        | 0         | 0         | 0         | 119        | 59.5         |
| Keelan Marion           | 2        | 0          | 36         | 0         | 57        | 0         | 93         | 46.5         |
| Elija Lofton            | 2        | 0          | 36         | 0         | 0         | 0         | 36         | 18.0         |
| Girard Pringle Jr.      | 1        | 36         | 0          | 0         | 0         | 0         | 36         | 36.0         |
| Ray Ray Joseph          | 2        | 0          | 25         | 9         | 0         | 0         | 34         | 17.0         |
| Chris Wheatley-Humphrey | 1        | 33         | 0          | 0         | 0         | 0         | 33         | 33.0         |
| Daylyn Upshaw           | 1        | 0          | 26         | 0         | 0         | 0         | 26         | 26.0         |
| Brock Schott            | 1        | 0          | 24         | 0         | 0         | 0         | 24         | 24.0         |
| Tony Johnson            | 2        | 0          | 20         | 0         | 0         | 0         | 20         | 10.0         |
| Luka Gilbert            | 1        | 0          | 20         | 0         | 0         | 0         | 20         | 20.0         |
| Joshua Moore            | 2        | 0          | 15         | 0         | 0         | 0         | 15         | 7.5          |
| Ny Carr                 | 1        | 0          | 13         | 0         | 0         | 0         | 13         | 13.0         |
| Alex Bauman             | 2        | 0          | 12         | 0         | 0         | 0         | 12         | 6.0          |
| Rueben Bain Jr.         | 2        | 0          | 0          | 0         | 0         | 12        | 12         | 6.0          |
| Jordan Lyle             | 1        | 11         | 0          | 0         | 0         | 0         | 11         | 11.0         |
| Emory Williams          | 1        | 9          | 0          | 0         | 0         | 0         | 9          | 9.0          |
| Carson Beck             | 2        | -2         | 0          | 0         | 0         | 0         | -2         | -1.0         |
| Dylan Joyce             | 2        | -2         | 0          | 0         | 0         | 0         | -2         | -1.0         |
| <b>Total</b>            | <b>2</b> | <b>333</b> | <b>549</b> | <b>20</b> | <b>57</b> | <b>12</b> | <b>971</b> | <b>485.5</b> |
| <b>Opponents</b>        | <b>2</b> | <b>185</b> | <b>320</b> | <b>9</b>  | <b>15</b> | <b>0</b>  | <b>529</b> | <b>264.5</b> |

#### Total Offense

| Player                  | g        | plays      | rush       | pass       | total      | avg/g        |
|-------------------------|----------|------------|------------|------------|------------|--------------|
| Carson Beck             | 2        | 56         | -2         | 472        | 470        | 235.0        |
| Mark Fletcher Jr.       | 2        | 26         | 152        | 0          | 152        | 76.0         |
| CharMar Brown           | 2        | 22         | 104        | 0          | 104        | 52.0         |
| Emory Williams          | 1        | 15         | 9          | 77         | 86         | 86.0         |
| Girard Pringle Jr.      | 1        | 2          | 36         | 0          | 36         | 36.0         |
| Chris Wheatley-Humphrey | 1        | 7          | 33         | 0          | 33         | 33.0         |
| Jordan Lyle             | 1        | 5          | 11         | 0          | 11         | 11.0         |
| Dylan Joyce             | 2        | 0          | -2         | 0          | -2         | -1.0         |
| <b>Total</b>            | <b>2</b> | <b>134</b> | <b>333</b> | <b>549</b> | <b>882</b> | <b>441.0</b> |
| <b>Opponents</b>        | <b>2</b> | <b>109</b> | <b>185</b> | <b>320</b> | <b>505</b> | <b>252.5</b> |



2025-26 Miami (FL) Football  
Combined Team Statistics  
All games

Page 3/3  
as of Sep 07, 2025

Team Defense

| ##            | Player                  | gp       | Tackles   |           |            |              | Sacks       | Pass defense |          |          | Fumbles    |          | blkd     |          |
|---------------|-------------------------|----------|-----------|-----------|------------|--------------|-------------|--------------|----------|----------|------------|----------|----------|----------|
|               |                         |          | ua        | a         | tot        | tfl/yds      |             | int-yds      | brup     | qbh      | fr-yds     | ff       | kick     | saf      |
| 4             | Rueben Bain Jr.         | 2        | 5         | 4         | 9          | 1.5-11       | 1.5-11      | 1-12         | .        | .        | .          | 1        | .        | .        |
| 1             | Mohamed Toure           | 2        | 2         | 6         | 8          | .            | .           | .            | .        | .        | .          | .        | .        | .        |
| 10            | Raul Aguirre, Jr.       | 2        | 6         | 2         | 8          | .            | .           | .            | .        | .        | .          | .        | .        | .        |
| 6             | Xavier Lucas            | 2        | 5         | 3         | 8          | .            | .           | .            | .        | .        | .          | .        | .        | .        |
| 3             | Akheem Mesidor          | 2        | 3         | 4         | 7          | 2-12         | 1.5-10      | .            | .        | .        | .          | .        | .        | .        |
| 8             | Jakobe Thomas           | 2        | 3         | 3         | 6          | .            | .           | .            | .        | .        | 1-0        | .        | .        | .        |
| 31            | Wesley Bissainthe       | 2        | 3         | 2         | 5          | 1-4          | .           | .            | .        | .        | .          | 1        | .        | .        |
| 99            | Ahmad Moten             | 2        | 4         | 1         | 5          | 2-12         | 1-11        | .            | .        | .        | .          | .        | .        | .        |
| 30            | Kellen Wiley, Jr.       | 2        | 3         | 2         | 5          | .            | .           | .            | .        | .        | .          | .        | .        | .        |
| 0             | Keionte Scott           | 2        | 3         | 1         | 4          | 3-7          | .           | .            | 2        | 1        | .          | .        | .        | .        |
| 7             | Zechariah Poyser        | 2        | 3         | 1         | 4          | .            | .           | .            | .        | .        | .          | .        | .        | .        |
| 12            | Marquise Lightfoot      | 2        | 2         | 2         | 4          | 1-2          | .           | .            | .        | 1        | .          | .        | .        | .        |
| 11            | David Blay              | 2        | 2         | 1         | 3          | 1-2          | .           | .            | 1        | .        | .          | .        | .        | .        |
| 41            | Chase Smith             | 2        | 1         | 2         | 3          | .            | .           | .            | .        | .        | 1-0        | .        | .        | .        |
| 2             | Damari Brown            | 2        | 3         | .         | 3          | .            | .           | .            | .        | .        | .          | .        | .        | .        |
| 23            | Dylan Day               | 2        | .         | 3         | 3          | .            | .           | .            | .        | .        | .          | .        | .        | .        |
| 29            | Romanas Frederique, Jr. | 2        | 2         | 1         | 3          | .            | .           | .            | .        | .        | .          | .        | .        | .        |
| 5             | Justin Scott            | 2        | 2         | 1         | 3          | .            | .           | .            | .        | .        | .          | 1        | .        | .        |
| 28            | Isaiah Taylor           | 2        | 2         | .         | 2          | 2-2          | .           | .            | .        | .        | .          | .        | .        | .        |
| 9             | Malik Bryant            | 2        | 1         | 1         | 2          | .            | .           | .            | .        | .        | .          | .        | .        | .        |
| 22            | Cameron Pruitt          | 2        | 1         | 1         | 2          | .            | .           | .            | .        | .        | .          | .        | .        | .        |
| 90            | Daylen Russell          | 1        | 2         | .         | 2          | 1-2          | .           | .            | .        | .        | .          | .        | .        | .        |
| 93            | Donta Simpson, Jr.      | 1        | .         | 2         | 2          | 0.5-2        | .           | .            | .        | .        | .          | .        | .        | .        |
| 21            | Jaylin Alderman         | 2        | 1         | .         | 1          | .            | .           | .            | .        | .        | .          | .        | .        | .        |
| 18            | Armondo Blount          | 1        | .         | 1         | 1          | .            | .           | .            | .        | .        | .          | .        | .        | .        |
| 33            | Booker Pickett          | 1        | 1         | .         | 1          | .            | .           | .            | .        | .        | .          | .        | .        | .        |
| 13            | Bryce Fitzgerald        | 2        | 1         | .         | 1          | .            | .           | 1-0          | .        | .        | .          | .        | .        | .        |
| 65            | Seuseu Alofaituli       | 1        | .         | .         | .          | .            | .           | .            | .        | .        | 0-5        | .        | .        | .        |
| <b>Totals</b> |                         | <b>2</b> | <b>61</b> | <b>44</b> | <b>105</b> | <b>15-56</b> | <b>4-32</b> | <b>2-12</b>  | <b>3</b> | <b>2</b> | <b>2-5</b> | <b>3</b> | <b>0</b> | <b>0</b> |
| Opponents     |                         | 2        | 70        | 68        | 138        | 5-17         | 3-13        | 0-0          | 7        | 1        | 0-0        | 1        | 0        | 0        |



**2025-26 Miami (FL) Football**  
**Games Played**  
**All games**

Page 1/2  
as of Sep 07, 2025

| ## | Player                   | GP-GS | ND    | BCU   |
|----|--------------------------|-------|-------|-------|
| 0  | Keelan Marion            | 2/2   | START | START |
| 0  | Keionte Scott            | 2/2   | START | START |
| 1  | Mohamed Toure            | 2/2   | START | START |
| 1  | Joshisa Trader           | 1/0   | XXX   | ...   |
| 2  | Damari Brown             | 2/0   | XXX   | XXX   |
| 2  | Jordan Lyle              | 1/1   | START | ...   |
| 3  | Akheem Mesidor           | 2/2   | START | START |
| 3  | Joshua Moore             | 2/0   | XXX   | XXX   |
| 4  | Mark Fletcher Jr.        | 2/1   | XXX   | START |
| 4  | Rueben Bain Jr.          | 2/2   | START | START |
| 5  | Ray Ray Joseph           | 2/0   | XXX   | XXX   |
| 5  | Justin Scott             | 2/0   | XXX   | XXX   |
| 6  | Xavier Lucas             | 2/2   | START | START |
| 6  | CharMar Brown            | 2/0   | XXX   | XXX   |
| 7  | CJ Daniels               | 2/2   | START | START |
| 7  | Zechariah Poyser         | 2/2   | START | START |
| 8  | Jakobe Thomas            | 2/2   | START | START |
| 8  | Emory Williams           | 1/0   | ...   | XXX   |
| 9  | Malik Bryant             | 2/0   | XXX   | XXX   |
| 9  | Elija Lofton             | 2/1   | START | XXX   |
| 10 | Raul Aguirre, Jr.        | 2/0   | XXX   | XXX   |
| 10 | Malachi Toney            | 2/2   | START | START |
| 11 | Carson Beck              | 2/2   | START | START |
| 11 | David Blay               | 2/2   | START | START |
| 12 | Marquise Lightfoot       | 2/0   | XXX   | XXX   |
| 12 | Ny Carr                  | 1/0   | ...   | XXX   |
| 13 | Daylyn Upshaw            | 1/0   | ...   | XXX   |
| 13 | Bryce Fitzgerald         | 2/0   | XXX   | XXX   |
| 14 | Hayden Lowe              | 0/0   | ...   | ...   |
| 15 | Markeith Williams        | 0/0   | ...   | ...   |
| 15 | Judd Anderson            | 0/0   | ...   | ...   |
| 16 | Jaboree Antoine          | 1/0   | ...   | XXX   |
| 16 | Luke Nickel              | 0/0   | ...   | ...   |
| 17 | Tony Johnson             | 2/0   | XXX   | XXX   |
| 17 | Bobby Washington Jr.     | 0/0   | ...   | ...   |
| 18 | Armondo Blount           | 1/0   | XXX   | ...   |
| 18 | Chance Robinson          | 1/0   | ...   | XXX   |
| 18 | Joe Borchers             | 0/0   | ...   | ...   |
| 18 | Vinny Gonzalez           | 0/0   | ...   | ...   |
| 19 | Charles Brantley         | 0/0   | ...   | ...   |
| 19 | Brock Schott             | 1/0   | ...   | XXX   |
| 20 | Terrell Walden           | 0/0   | ...   | ...   |
| 20 | Chris Ewald, Jr.         | 1/0   | ...   | XXX   |
| 21 | Jaylin Alderman          | 2/0   | XXX   | XXX   |
| 22 | Cameron Pruitt           | 2/0   | XXX   | XXX   |
| 22 | Girard Pringle Jr.       | 1/0   | ...   | XXX   |
| 23 | Dylan Day                | 2/0   | XXX   | XXX   |
| 24 | Ethan O'Connor           | 2/0   | XXX   | XXX   |
| 25 | Jadais Richard           | 0/0   | ...   | ...   |
| 25 | Chris Wheatley-Humphrey  | 1/0   | ...   | XXX   |
| 27 | Ryan Mack                | 0/0   | ...   | ...   |
| 28 | Isaiah Taylor            | 2/0   | XXX   | XXX   |
| 29 | Romanas Frederique, Jr.  | 2/2   | START | START |
| 30 | Kellen Wiley, Jr.        | 2/0   | XXX   | XXX   |
| 31 | Wesley Bissainthe        | 2/2   | START | START |
| 32 | Kamal Bonner             | 1/0   | XXX   | ...   |
| 33 | Booker Pickett           | 1/0   | ...   | XXX   |
| 33 | Nick Thomas              | 0/0   | ...   | ...   |
| 34 | Adarius Hayes            | 0/0   | ...   | ...   |
| 35 | Jack Gonzalez-Whitehouse | 0/0   | ...   | ...   |



**2025-26 Miami (FL) Football**  
**Games Played**  
**All games**

Page 2/2  
as of Sep 07, 2025

| ## | Player                | GP-GS | ND    | BCU   |
|----|-----------------------|-------|-------|-------|
| 35 | Herbert Scroggins III | 1/0   | ...   | XXX   |
| 36 | Nick Kelly            | 2/0   | XXX   | XXX   |
| 37 | Amari Wallace         | 0/0   | ...   | ...   |
| 37 | Henry Pikus           | 0/0   | ...   | ...   |
| 38 | Carter Davis          | 2/0   | XXX   | XXX   |
| 39 | Casey Rizzi           | 0/0   | ...   | ...   |
| 40 | Briton Allen          | 1/0   | ...   | XXX   |
| 40 | Brennan Burton        | 0/0   | ...   | ...   |
| 41 | Chase Smith           | 2/0   | XXX   | XXX   |
| 42 | Artavius Jones        | 0/0   | ...   | ...   |
| 43 | Tyler Rowe            | 0/0   | ...   | ...   |
| 43 | Andrew Cohen          | 0/0   | ...   | ...   |
| 44 | Cole McConathy II     | 0/0   | ...   | ...   |
| 44 | Owen Ruskavich        | 1/0   | ...   | XXX   |
| 45 | Bert Auburn           | 1/0   | ...   | XXX   |
| 45 | Braylon Lamar         | 0/0   | ...   | ...   |
| 46 | Adam Booker           | 2/0   | XXX   | XXX   |
| 46 | Dylan Reiman          | 0/0   | ...   | ...   |
| 47 | Stone Stroud          | 1/0   | ...   | XXX   |
| 48 | Andres Williams       | 0/0   | ...   | ...   |
| 52 | James Brockermeyer    | 2/2   | START | START |
| 52 | Jack McManus          | 2/0   | XXX   | XXX   |
| 54 | Michael Donovan       | 1/0   | ...   | XXX   |
| 54 | Ezekiel Marcelin, Jr. | 0/0   | ...   | ...   |
| 55 | Nino Francavilla      | 1/0   | ...   | XXX   |
| 55 | Mykah Newton          | 1/0   | ...   | XXX   |
| 61 | Francis Mauigoa       | 2/2   | START | START |
| 62 | Tommy Kinsler IV      | 2/0   | XXX   | XXX   |
| 63 | Samson Okunlola       | 2/0   | XXX   | XXX   |
| 64 | Ralph Scroggins       | 0/0   | ...   | ...   |
| 65 | Seuseu Alofaituli     | 1/0   | ...   | XXX   |
| 66 | Max Buchanan          | 1/0   | ...   | XXX   |
| 70 | Markel Bell           | 2/2   | START | START |
| 71 | Jaden Wilkerson       | 0/0   | ...   | ...   |
| 72 | Demetrius Campbell    | 0/0   | ...   | ...   |
| 73 | Anez Cooper           | 2/2   | START | START |
| 74 | Yerovi Valdes         | 0/0   | ...   | ...   |
| 76 | Ryan Rodriguez        | 2/0   | XXX   | XXX   |
| 77 | Juan Minaya           | 1/0   | ...   | XXX   |
| 78 | Matthew McCoy         | 2/2   | START | START |
| 79 | Deryc Plazz           | 1/0   | ...   | XXX   |
| 80 | Hunter Carver         | 0/0   | ...   | ...   |
| 81 | Riply Luna            | 0/0   | ...   | ...   |
| 84 | Jack Nickel           | 1/0   | ...   | XXX   |
| 85 | Jackson Carver        | 0/0   | ...   | ...   |
| 86 | Kolby Luna            | 0/0   | ...   | ...   |
| 87 | Alex Bauman           | 2/1   | XXX   | START |
| 88 | Luka Gilbert          | 1/0   | ...   | XXX   |
| 90 | Daylen Russell        | 1/0   | ...   | XXX   |
| 92 | Samuel Coufal         | 1/0   | ...   | XXX   |
| 93 | Donta Simpson, Jr.    | 1/0   | ...   | XXX   |
| 94 | Dylan Joyce           | 2/0   | XXX   | XXX   |
| 95 | Cooper Ricks          | 0/0   | ...   | ...   |
| 96 | Tucker Tevepough      | 0/0   | ...   | ...   |
| 97 | Will Rocha            | 1/0   | ...   | XXX   |
| 99 | Ahmad Moten           | 2/2   | START | START |





**2025-26 Miami (FL) Football**  
**Total Tackles Game-by-Game**  
**All games**

Page 1/1  
as of Sep 07, 2025

**Total Tackles**

| Player                  | S-A | Total | ND  | BCU |
|-------------------------|-----|-------|-----|-----|
| Rueben Bain Jr.         | 5-4 | 9     | 3-3 | 2-1 |
| Raul Aguirre, Jr.       | 6-2 | 8     | 5-1 | 1-1 |
| Xavier Lucas            | 5-3 | 8     | 3-2 | 2-1 |
| Mohamed Toure           | 2-6 | 8     | 1-3 | 1-3 |
| Akheem Mesidor          | 3-4 | 7     | 3-2 | 0-2 |
| Jakobe Thomas           | 3-3 | 6     | 2-2 | 1-1 |
| Ahmad Moten             | 4-1 | 5     | 2-1 | 2-0 |
| Kellen Wiley, Jr.       | 3-2 | 5     | -   | 3-2 |
| Wesley Bissainthe       | 3-2 | 5     | 2-1 | 1-1 |
| Keionte Scott           | 3-1 | 4     | 0-1 | 3-0 |
| Zechariah Poyser        | 3-1 | 4     | 2-1 | 1-0 |
| Marquise Lightfoot      | 2-2 | 4     | -   | 2-2 |
| Damari Brown            | 3-0 | 3     | 2-0 | 1-0 |
| Justin Scott            | 2-1 | 3     | 1-1 | 1-0 |
| David Blay              | 2-1 | 3     | 1-0 | 1-1 |
| Romanas Frederique, Jr. | 2-1 | 3     | 1-1 | 1-0 |
| Chase Smith             | 1-2 | 3     | 0-2 | 1-0 |
| Dylan Day               | 0-3 | 3     | 0-2 | 0-1 |
| Isaiah Taylor           | 2-0 | 2     | -   | 2-0 |
| Daylen Russell          | 2-0 | 2     | DNP | 2-0 |
| Malik Bryant            | 1-1 | 2     | 1-0 | 0-1 |
| Cameron Pruitt          | 1-1 | 2     | 1-0 | 0-1 |
| Donta Simpson, Jr.      | 0-2 | 2     | DNP | 0-2 |
| Bryce Fitzgerald        | 1-0 | 1     | 1-0 | -   |
| Jaylin Alderman         | 1-0 | 1     | -   | 1-0 |
| Booker Pickett          | 1-0 | 1     | DNP | 1-0 |
| Armondo Blount          | 0-1 | 1     | 0-1 | DNP |



**2025-26 Miami (FL) Football**  
**Rushing/Receiving Game-by-Game**  
**All games**

Page 1/1  
as of Sep 07, 2025

**Rushing**

| Player                  | No-Yds/TD | ND      | BCU     |
|-------------------------|-----------|---------|---------|
| Mark Fletcher Jr.       | 26-152/2  | 15-66/0 | 11-86/2 |
| CharMar Brown           | 22-104/2  | 15-69/1 | 7-35/1  |
| Chris Wheatley-Humphrey | 7-33/0    | DNP     | 7-33/0  |
| Jordan Lyle             | 5-11/0    | 5-11/0  | DNP     |
| Emory Williams          | 3-9/0     | DNP     | 3-9/0   |
| Girard Pringle Jr.      | 2-36/1    | DNP     | 2-36/1  |
| Carson Beck             | 2--2/0    | 2--2/0  | -       |

**Receiving**

| Player            | No-Yds/TD | ND     | BCU    |
|-------------------|-----------|--------|--------|
| Malachi Toney     | 12-162/1  | 6-82/1 | 6-80/0 |
| CJ Daniels        | 10-119/3  | 5-46/1 | 5-73/2 |
| Keelan Marion     | 4-36/0    | 3-29/0 | 1-7/0  |
| Elija Lofton      | 4-36/0    | 1-15/0 | 3-21/0 |
| Daylyn Upshaw     | 3-26/0    | DNP    | 3-26/0 |
| CharMar Brown     | 3-21/0    | 2-17/0 | 1-4/0  |
| Joshua Moore      | 3-15/0    | 2-8/0  | 1-7/0  |
| Ray Ray Joseph    | 2-25/0    | -      | 2-25/0 |
| Brock Schott      | 2-24/0    | DNP    | 2-24/0 |
| Mark Fletcher Jr. | 2-20/0    | 1-8/0  | 1-12/0 |
| Alex Bauman       | 2-12/0    | -      | 2-12/0 |
| Tony Johnson      | 1-20/0    | -      | 1-20/0 |
| Luka Gilbert      | 1-20/0    | DNP    | 1-20/0 |
| Ny Carr           | 1-13/0    | DNP    | 1-13/0 |



2025-26 Miami (FL) Football  
Returns Game-by-Game  
All games

Page 1/1  
as of Sep 07, 2025

**Punt Returns**

| Player         | No-Yds | ND  | BCU |
|----------------|--------|-----|-----|
| Malachi Toney  | 2-11   | 1-9 | 1-2 |
| Ray Ray Joseph | 1-9    | -   | 1-9 |

**Kick Returns**

| Player        | No-Yds | ND   | BCU  |
|---------------|--------|------|------|
| Keelan Marion | 2-57   | 1-32 | 1-25 |

**Interceptions Returns**

| Player           | No-Yds | ND   | BCU |
|------------------|--------|------|-----|
| Rueben Bain Jr.  | 1-12   | 1-12 | -   |
| Bryce Fitzgerald | 1-0    | -    | 1-0 |

**Fumble Returns**

| Player        | No-Yds | ND  | BCU |
|---------------|--------|-----|-----|
| Jakobe Thomas | 1-0    | 1-0 | -   |
| Chase Smith   | 1-0    | -   | 1-0 |



**2025-26 Miami (FL) Football**  
**Sacks Game-by-Game**  
**All games**

Page 1/1  
as of Sep 07, 2025

| Player          | UA-A | Total | ND     | BCU |
|-----------------|------|-------|--------|-----|
| Akheem Mesidor  | 1-1  | 1.5   | 1.5-10 | -   |
| Rueben Bain Jr. | 1-1  | 1.5   | 0.5-3  | 1-8 |
| Ahmad Moten     | 1-0  | 1     | 1-11   | -   |



**2025-26 Miami (FL) Football**  
**Tackles For Loss Game-by-Game**  
**All games**

Page 1/1  
as of Sep 07, 2025

| Player             | UA-A | Total | ND     | BCU   |
|--------------------|------|-------|--------|-------|
| Keionte Scott      | 3-0  | 3.0   | -      | 3.0-7 |
| Isaiah Taylor      | 2-0  | 2.0   | -      | 2.0-2 |
| Ahmad Moten        | 2-0  | 2.0   | 1.0-11 | 1.0-1 |
| Akheem Mesidor     | 1-2  | 2.0   | 1.5-10 | 0.5-2 |
| Rueben Bain Jr.    | 1-1  | 1.5   | 0.5-3  | 1.0-8 |
| David Blay         | 1-0  | 1.0   | 1.0-2  | -     |
| Marquise Lightfoot | 1-0  | 1.0   | -      | 1.0-2 |
| Wesley Bissainthe  | 1-0  | 1.0   | 1.0-4  | -     |
| Daylen Russell     | 1-0  | 1.0   | DNP    | 1.0-2 |
| Donta Simpson, Jr. | 0-1  | 0.5   | DNP    | 0.5-2 |





2025-26 Miami (FL) Football  
Fumbles Game-by-Game  
All games

Page 1/1  
as of Sep 07, 2025

**Fumbles**

| Player         | No-Lost | ND  | BCU |
|----------------|---------|-----|-----|
| Emory Williams | 1-0     | DNP | 1-0 |

**Fumbles Forced**

| Player            | Number | ND | BCU |
|-------------------|--------|----|-----|
| Rueben Bain Jr.   | 1      | -  | 1   |
| Justin Scott      | 1      | 1  | -   |
| Wesley Bissainthe | 1      | 1  | -   |

**Fumbles Recovered**

| Player        | Number | ND | BCU |
|---------------|--------|----|-----|
| Jakobe Thomas | 1      | 1  | -   |
| Chase Smith   | 1      | -  | 1   |



2025-26 Miami (FL) Football  
Passing Game-by-Game  
All games

Page 1/1  
as of Sep 07, 2025

| #8 Emory Williams | Comp     | Att       | Int      | Pct         | Yards     | TD       | Long      | Sacked     | Effic.       |
|-------------------|----------|-----------|----------|-------------|-----------|----------|-----------|------------|--------------|
| Bethune-Cookman   | 8        | 12        | 0        | 66.7        | 77        | 0        | 15        | 2-1        | 120.6        |
| <b>Totals</b>     | <b>8</b> | <b>12</b> | <b>0</b> | <b>66.7</b> | <b>77</b> | <b>0</b> | <b>15</b> | <b>2-1</b> | <b>120.6</b> |

| #11 Carson Beck | Comp      | Att       | Int      | Pct         | Yards      | TD       | Long      | Sacked     | Effic.       |
|-----------------|-----------|-----------|----------|-------------|------------|----------|-----------|------------|--------------|
| Notre Dame      | 20        | 30        | 0        | 66.7        | 205        | 2        | 28        | 1-7        | 146.1        |
| Bethune-Cookman | 22        | 24        | 0        | 91.7        | 267        | 2        | 40        | 0-0        | 212.6        |
| <b>Totals</b>   | <b>42</b> | <b>54</b> | <b>0</b> | <b>77.8</b> | <b>472</b> | <b>4</b> | <b>40</b> | <b>1-7</b> | <b>175.6</b> |



2025-26 Miami (FL) Football  
Red-Zone Results  
All games

Page 1/1  
as of Sep 07, 2025

Miami (FL) Inside Opponent Red-Zone

| Date                  | Opponent        | Score   | Times | Times  | Total |     |     | Rush | Pass | FGs  | Failed to score inside RZ |      |     |      |      |      |
|-----------------------|-----------------|---------|-------|--------|-------|-----|-----|------|------|------|---------------------------|------|-----|------|------|------|
|                       |                 |         | In RZ | Scored | Pts   | TDs | TDs | TDs  | TDs  | Made | FGA                       | Down | Int | Fumb | Half | Game |
| 08/31/2025            | Notre Dame      | W 27-24 | 4     | 3      | 17    | 2   | 1   | 1    | 1    | 1    | 1                         | 1    | 0   | 0    | 0    | 0    |
| 09/06/2025            | Bethune-Cookman | W 45-3  | 5     | 5      | 31    | 4   | 3   | 1    | 1    | 1    | 1                         | 0    | 0   | 0    | 0    | 0    |
| Totals 8 of 9 (88.9%) |                 |         | 9     | 8      | 48    | 6   | 4   | 2    | 2    | 2    | 2                         | 1    | 0   | 0    | 0    | 0    |

Opponents Inside Miami (FL) Red-Zone

| Date                  | Opponent        | Score   | Times | Times  | Total |     |     | Rush | Pass | FGs  | Failed to score inside RZ |      |     |      |      |      |
|-----------------------|-----------------|---------|-------|--------|-------|-----|-----|------|------|------|---------------------------|------|-----|------|------|------|
|                       |                 |         | In RZ | Scored | Pts   | TDs | TDs | TDs  | TDs  | Made | FGA                       | Down | Int | Fumb | Half | Game |
| 08/31/2025            | Notre Dame      | W 27-24 | 3     | 3      | 21    | 3   | 1   | 2    | 0    | 0    | 0                         | 0    | 0   | 0    | 0    | 0    |
| 09/06/2025            | Bethune-Cookman | W 45-3  | 2     | 1      | 3     | 0   | 0   | 0    | 1    | 1    | 1                         | 0    | 1   | 0    | 0    | 0    |
| Totals 4 of 5 (80.0%) |                 |         | 5     | 4      | 24    | 3   | 1   | 2    | 1    | 1    | 1                         | 0    | 1   | 0    | 0    | 0    |



2025-26 Miami (FL) Football  
Tackles Breakdown  
All games

Page 1/1  
as of Sep 07, 2025

### All Tackles

| Player                  | Total      | Rush     | Pass     | Sack      | KO       | Punt     | Int      | Fumb     | FF       | Other     |
|-------------------------|------------|----------|----------|-----------|----------|----------|----------|----------|----------|-----------|
| Rueben Bain Jr.         | 9          | 0        | 0        | 1.5       | 0        | 0        | 0        | 0        | 0        | 7.5       |
| Mohamed Toure           | 8          | 0        | 0        | 0         | 0        | 0        | 0        | 0        | 0        | 8         |
| Raul Aguirre, Jr.       | 8          | 0        | 0        | 0         | 0        | 0        | 0        | 0        | 0        | 8         |
| Xavier Lucas            | 8          | 0        | 0        | 0         | 0        | 0        | 0        | 0        | 0        | 8         |
| Akheem Mesidor          | 7          | 0        | 0        | 2         | 0        | 0        | 0        | 0        | 0        | 5         |
| Jakobe Thomas           | 6          | 0        | 0        | 0         | 0        | 0        | 0        | 0        | 0        | 6         |
| Wesley Bissainthe       | 5          | 0        | 0        | 1         | 0        | 0        | 0        | 0        | 0        | 4         |
| Ahmad Moten             | 5          | 0        | 0        | 2         | 0        | 0        | 0        | 0        | 0        | 3         |
| Kellen Wiley, Jr.       | 5          | 0        | 0        | 0         | 0        | 0        | 0        | 0        | 0        | 5         |
| Keionte Scott           | 4          | 0        | 0        | 3         | 0        | 0        | 0        | 0        | 0        | 1         |
| Zechariah Poyser        | 4          | 0        | 0        | 0         | 0        | 0        | 0        | 0        | 0        | 4         |
| Marquise Lightfoot      | 4          | 0        | 0        | 1         | 0        | 0        | 0        | 0        | 0        | 3         |
| David Blay              | 3          | 0        | 0        | 1         | 0        | 0        | 0        | 0        | 0        | 2         |
| Chase Smith             | 3          | 0        | 0        | 0         | 0        | 0        | 0        | 0        | 0        | 3         |
| Damari Brown            | 3          | 0        | 0        | 0         | 0        | 0        | 0        | 0        | 0        | 3         |
| Dylan Day               | 3          | 0        | 0        | 0         | 0        | 0        | 0        | 0        | 0        | 3         |
| Romanas Frederique, Jr. | 3          | 0        | 0        | 0         | 0        | 0        | 0        | 0        | 0        | 3         |
| Justin Scott            | 3          | 0        | 0        | 0         | 0        | 0        | 0        | 0        | 0        | 3         |
| Isaiah Taylor           | 2          | 0        | 0        | 2         | 0        | 0        | 0        | 0        | 0        | 0         |
| Malik Bryant            | 2          | 0        | 0        | 0         | 0        | 0        | 0        | 0        | 0        | 2         |
| Cameron Pruitt          | 2          | 0        | 0        | 0         | 0        | 0        | 0        | 0        | 0        | 2         |
| Daylen Russell          | 2          | 0        | 0        | 1         | 0        | 0        | 0        | 0        | 0        | 1         |
| Donta Simpson, Jr.      | 2          | 0        | 0        | 0.5       | 0        | 0        | 0        | 0        | 0        | 1.5       |
| Jaylin Alderman         | 1          | 0        | 0        | 0         | 0        | 0        | 0        | 0        | 0        | 1         |
| Armondo Blount          | 1          | 0        | 0        | 0         | 0        | 0        | 0        | 0        | 0        | 1         |
| Booker Pickett          | 1          | 0        | 0        | 0         | 0        | 0        | 0        | 0        | 0        | 1         |
| Bryce Fitzgerald        | 1          | 0        | 0        | 0         | 0        | 0        | 0        | 0        | 0        | 1         |
| <b>Total</b>            | <b>105</b> | <b>0</b> | <b>0</b> | <b>15</b> | <b>0</b> | <b>0</b> | <b>0</b> | <b>0</b> | <b>0</b> | <b>90</b> |

### Rushing Tackles

| Player       | No.      |
|--------------|----------|
| <b>Total</b> | <b>0</b> |

### Passing Tackles

| Player       | No.      |
|--------------|----------|
| <b>Total</b> | <b>0</b> |

### Special Teams Tackles

| Player       | Total    | KO       | Punt     |
|--------------|----------|----------|----------|
| <b>Total</b> | <b>0</b> | <b>0</b> | <b>0</b> |

### Kickoff return Tackles

| Player       | No.      |
|--------------|----------|
| <b>Total</b> | <b>0</b> |

### Punt Return Tackles

| Player       | No.      |
|--------------|----------|
| <b>Total</b> | <b>0</b> |



2025-26 Miami (FL) Football  
By Quarter Statistics  
All games

Page 1/1  
as of Sep 07, 2025

3rd-Down Conversions

| Date       | Opponent        |   | Score | Overall   | 1st Qtr  | 2nd Qtr   | 3rd Qtr  | 4th Qtr  | Overtime |
|------------|-----------------|---|-------|-----------|----------|-----------|----------|----------|----------|
| 08/31/2025 | Notre Dame      | W | 27-24 | 4-13 30.8 | 1-4 25.0 | 1-2 50.0  | 2-3 66.7 | 0-4 0.0  | 0-0 0.0  |
| 09/06/2025 | Bethune-Cookman | W | 45-3  | 4-6 66.7  | 0-0 0.0  | 2-2 100.0 | 1-2 50.0 | 1-2 50.0 | 0-0 0.0  |
| Miami (FL) |                 |   |       | 8-19 42.1 | 1-4 25.0 | 3-4 75.0  | 3-5 60.0 | 1-6 16.7 | 0-0 0.0  |
| Opponents  |                 |   |       | 5-18 27.8 | 1-5 20.0 | 2-5 40.0  | 2-5 40.0 | 0-3 0.0  | 0-0 0.0  |

4th-Down Conversions

| Date       | Opponent        |   | Score | Overall  | 1st Qtr  | 2nd Qtr | 3rd Qtr | 4th Qtr   | Overtime |
|------------|-----------------|---|-------|----------|----------|---------|---------|-----------|----------|
| 08/31/2025 | Notre Dame      | W | 27-24 | 2-3 66.7 | 1-2 50.0 | 0-0 0.0 | 0-0 0.0 | 1-1 100.0 | 0-0 0.0  |
| 09/06/2025 | Bethune-Cookman | W | 45-3  | 0-1 0.0  | 0-0 0.0  | 0-0 0.0 | 0-1 0.0 | 0-0 0.0   | 0-0 0.0  |
| Miami (FL) |                 |   |       | 2-4 50.0 | 1-2 50.0 | 0-0 0.0 | 0-1 0.0 | 1-1 100.0 | 0-0 0.0  |
| Opponents  |                 |   |       | 0-1 0.0  | 0-0 0.0  | 0-0 0.0 | 0-0 0.0 | 0-1 0.0   | 0-0 0.0  |

Time of Possession

| Date       | Opponent        |   | Score | Overall | 1st Qtr | 2nd Qtr | 3rd Qtr | 4th Qtr | Overtime |
|------------|-----------------|---|-------|---------|---------|---------|---------|---------|----------|
| 08/31/2025 | Notre Dame      | W | 27-24 | 33:57   | 07:38   | 09:15   | 09:27   | 07:37   | 00:00    |
| 09/06/2025 | Bethune-Cookman | W | 45-3  | 28:05   | 06:31   | 06:38   | 06:48   | 08:08   | 00:00    |
| Miami (FL) |                 |   |       | Total   | 14:09   | 15:53   | 16:15   | 15:45   | 00:00    |
|            |                 |   |       | Avg.    | 07:05   | 07:56   | 08:08   | 07:53   | 00:00    |
| Opponents  |                 |   |       | Total   | 11:31   | 18:27   | 07:45   | 20:15   | 00:00    |
|            |                 |   |       | Avg.    | 05:46   | 09:14   | 03:53   | 10:08   | 00:00    |





2025-26 Miami (FL) Football  
Team Game-by-Game Comparison  
All games

Page 1/1  
as of Sep 07, 2025

| Opponent        | Score        | First Downs    |                |                |              | Rushing<br>Number-Yards | Passing                  |                  | Total Offense<br>Plays-Yards | Return<br>Yards | Turn-<br>Overs |
|-----------------|--------------|----------------|----------------|----------------|--------------|-------------------------|--------------------------|------------------|------------------------------|-----------------|----------------|
|                 |              | Total          | Rush           | Pass           | Pen          |                         | Comp-Att.-Int            | Yards            |                              |                 |                |
| Notre Dame      | 27-24        | 20 / 18        | 8 / 7          | 11 / 9         | 1 / 2        | 38-134 / 28-93          | 20-30-0 / 19-30-1        | 205 / 221        | 68-339 / 58-314              | 53 / 24         | 0 / 2          |
| Bethune-Cookman | 45-3         | 31 / 14        | 13 / 4         | 17 / 7         | 1 / 3        | 30-199 / 33-92          | 30-36-0 / 14-18-1        | 344 / 99         | 66-543 / 51-191              | 41 / 0          | 0 / 2          |
| <b>Totals</b>   | <b>72-27</b> | <b>51 / 32</b> | <b>21 / 11</b> | <b>28 / 16</b> | <b>2 / 5</b> | <b>68-333 / 61-185</b>  | <b>50-66-0 / 33-48-2</b> | <b>549 / 320</b> | <b>134-882 / 109-505</b>     | <b>94 / 24</b>  | <b>0 / 4</b>   |

| Opponents       | 3rd Down           | 4th Down         | Time of<br>Possession | TOP<br>Margin | Avg<br>Yds/Rush  | Avg<br>Yds/Pass  | Avg<br>Yds/Play  | Punting<br>Number-Avg  | Penalties<br>Number-Yards | Sacks        |
|-----------------|--------------------|------------------|-----------------------|---------------|------------------|------------------|------------------|------------------------|---------------------------|--------------|
|                 | Conversion         | Conversion       |                       |               |                  |                  |                  |                        |                           |              |
| Notre Dame      | 4-13 / 4-9         | 2-3 / 0-0        | 33:57 / 26:03         | 07:54         | 3.5 / 3.3        | 6.8 / 7.4        | 5.0 / 5.4        | 5-42.6 / 4-45.0        | 6-51.0 / 5-15.0           | 3 / 1        |
| Bethune-Cookman | 4-6 / 1-9          | 0-1 / 0-1        | 28:05 / 31:55         | -03:50        | 6.6 / 2.8        | 9.6 / 5.5        | 8.2 / 3.7        | 0-0.0 / 4-41.8         | 4-50.0 / 2-20.0           | 1 / 2        |
| <b>Totals</b>   | <b>8-19 / 5-18</b> | <b>2-4 / 0-1</b> | <b>62:02 / 57:58</b>  | <b>04:04</b>  | <b>4.9 / 3.0</b> | <b>8.3 / 6.7</b> | <b>6.6 / 4.6</b> | <b>5-42.6 / 8-43.4</b> | <b>10-101.0 / 7-35.0</b>  | <b>4 / 3</b> |

Note: Game totals are displayed in the format TEAM/OPPONENT for each category



2025-26 Miami (FL) Football  
Results and Comparison  
All games

Page 1/1  
as of Sep 07, 2025

| Date       | Opponent        |   | Score | Overall | Conf | Time | Attend |
|------------|-----------------|---|-------|---------|------|------|--------|
| 08/31/2025 | Notre Dame      | W | 27-24 | 1-0     | 0-0  | 3:26 | 66793  |
| 09/06/2025 | Bethune-Cookman | W | 45-3  | 2-0     | 0-0  | 2:50 | 60617  |

| Opponent        | Score | First Downs |         |         |       | Rushing<br>Number-Yards | Passing           |           | Total Offense<br>Plays-Yards | Return<br>Yards | Turn-<br>Overs |
|-----------------|-------|-------------|---------|---------|-------|-------------------------|-------------------|-----------|------------------------------|-----------------|----------------|
|                 |       | Total       | Rush    | Pass    | Pen   |                         | Comp-Att.-Int     | Yards     |                              |                 |                |
| Notre Dame      | 27-24 | 20 / 18     | 8 / 7   | 11 / 9  | 1 / 2 | 38-134 / 28-93          | 20-30-0 / 19-30-1 | 205 / 221 | 68-339 / 58-314              | 53 / 24         | 0 / 2          |
| Bethune-Cookman | 45-3  | 31 / 14     | 13 / 4  | 17 / 7  | 1 / 3 | 30-199 / 33-92          | 30-36-0 / 14-18-1 | 344 / 99  | 66-543 / 51-191              | 41 / 0          | 0 / 2          |
| Totals          | 72-27 | 51 / 32     | 21 / 11 | 28 / 16 | 2 / 5 | 68-333 / 61-185         | 50-66-0 / 33-48-2 | 549 / 320 | 134-882 / 109-505            | 94 / 24         | 0 / 4          |



**2025-26 Miami (FL) Football**  
**All-Purpose Yards Game-by-Game**  
**All games**

Page 1/1  
as of Sep 07, 2025

| Player                  | Total | ND  | BCU |
|-------------------------|-------|-----|-----|
| Malachi Toney           | 173   | 91  | 82  |
| Mark Fletcher Jr.       | 172   | 74  | 98  |
| CharMar Brown           | 125   | 86  | 39  |
| CJ Daniels              | 119   | 46  | 73  |
| Keelan Marion           | 93    | 61  | 32  |
| Elija Lofton            | 36    | 15  | 21  |
| Girard Pringle Jr.      | 36    | DNP | 36  |
| Ray Ray Joseph          | 34    | -   | 34  |
| Chris Wheatley-Humphrey | 33    | DNP | 33  |
| Daylyn Upshaw           | 26    | DNP | 26  |
| Brock Schott            | 24    | DNP | 24  |
| Tony Johnson            | 20    | -   | 20  |
| Luka Gilbert            | 20    | DNP | 20  |
| Joshua Moore            | 15    | 8   | 7   |
| Ny Carr                 | 13    | DNP | 13  |
| Rueben Bain Jr.         | 12    | 12  | -   |
| Alex Bauman             | 12    | -   | 12  |
| Jordan Lyle             | 11    | 11  | DNP |
| Emory Williams          | 9     | DNP | 9   |
| Carson Beck             | -2    | -2  | -   |
| Dylan Joyce             | -2    | -2  | -   |