



MIAMI FOOTBALL

GAMEDAY INFO

Date: Saturday, October 4, 2025

Time: 7:30 p.m.

Location: Tallahassee, Fla.

Stadium: Doak Campbell Stadium (67,277)

Series History: Miami leads, 36-33

Miami / Miami Gardens: Florida State leads, 21-19

Tallahassee: Miami leads, 16-12

Neutral Site: Miami leads, 1-0

Last Meeting: Miami won, 36-14 (Oct. 26, 2024)

Television: ABC

Talent: Chris Fowler (play by play), Kirk Herbstreit (color), Holly Rowe (sideline)

Radio: 104.3 WQAM

Talent: Joe Zagacki, Don Bailey, Jr., Josh Darrow

Spanish Radio: Radio Libre 790 AM

Talent: Alfredo Alvarez, Joe Martinez

SCHEDULE (OVERALL: 4-0, ACC: 0-0)

	OPPONENT	TV	TIME/RESULT
August (1-0)			
31	NOTRE DAME	ABC	W, 27-24
September (3-0)			
6	BETHUNE	ACCNX	W, 45-3
13	USF	The CW	W, 49-12
20	FLORIDA	ABC	W, 26-9
October (0-0)			
4	at Florida State*	ABC	7:30 p.m.
17	LOUISVILLE*	ESPN/2	7:00 p.m.
25	STANFORD*	TBA	TBA
November (0-0)			
1	at SMU*	TBA	TBA
8	SYRACUSE*	TBA	TBA
15	NC STATE*	TBA	TBA
22	at Virginia Tech*	TBA	TBA
29	at Pittsburgh*	TBA	TBA

BOLD CAPS - home game at Hard Rock Stadium

* - ACC game | All times Eastern and subject to change

ATHLETIC COMMUNICATIONS

Primary Contact: Camron Ghorbi, Associate AD / Comm.
Phone: 786-877-7329 | Email: c.ghorbi@miami.edu

Secondary Contact: James Knable, Associate Director / Comm.
Phone: 412-316-6919 | Email: jamesknable@miami.edu

CANES SOCIAL

Official X: @CanesFootball | @MiamiHurricanes

Official Instagram: @CanesFootball | @MiamiHurricanes

Official Facebook: /CanesFootball | /MiamiHurricanes

THE MATCHUP

#3/#3 Miami (4-0, 0-0 ACC)

Head Coach: Mario Cristobal (Miami, '93)

Record at Miami: 26-16 (4th)

Career Record: 88-76 (14th)

Record vs. FSU: 1-2



-at-

#18/#19 Florida State (3-1, 0-1 ACC)

Head Coach: Mike Norvell (Central Arkansas, '05)

Record at FSU: 36-28 (6th)

Career Record: 74-43 (10th)

Record vs. Miami: 3-2



QUICK HITS

- The Miami Hurricanes continue their fourth season under the direction of head coach **Mario Cristobal** on Sat., Oct 4 at Doak Campbell Stadium against Florida State. Kickoff is set for 7:30 p.m on ABC.
- Miami posted its first 10-win season since 2017 and only its second 10-win season in the last 20 years in 2024. The Hurricanes also finished the season undefeated at home for the first time since 2002 (6-0).
- Fresh off a bye week, the Hurricanes improved to 4-0 for the third straight season with a 26-7 win over rival Florida last time out on Sept. 20. Miami's defense held the Gators to 141 total yards in the victory.
- The Hurricanes opened 2025 with a thrilling 27-24 win over #6/#6 Notre Dame in their season opener on Aug. 31. A sold-out crowd saw Miami earn its first top-10 win since a 2017 victory, also over the Irish.
- Miami topped Florida State, 36-14, in the annual rivalry matchup last year at Hard Rock Stadium.

2025 STATISTICS

Miami		Opponents
36.8	Points Per Game	11.5
99	First Downs	54
180.5	Rush Yards / Game	76.3
270.0	Pass Yards / Game	168.3
6.5	Total Yards / Play	4.3
450.5	Total Offense / Game	244.5
3-76	Kick Returns - Yards	2-34
6-52	Punt Returns - Yards	3-9
2-0	Fumbles - Lost	4-3
50.0	Penalty Yard Avg. / Game	17.5
65.0	Kickoff Average	64.7
33:38	Time of Possession / Game	26:22
50%	3rd Down Percentage	24%
67%	4th Down Percentage	33%
10-69	Sacks By / Yards	5-25
17/18 (94%)	Red Zone Scores	7/9 (78%)
14/18 (78%)	Red Zone TDs	5/9 (56%)
20/20 (100%)	PAT Attempts	4/4 (100%)

STORYLINES + NOTABLES

- #3/#3 Miami continues its fourth season under head coach **Mario Cristobal** with a matchup against #18/#19 Florida State at Doak Campbell Stadium on Saturday, Oct. 4. Kickoff is set for 7:30 p.m. on ABC, 104.3 WQAM, Radio Libre 790 AM and WVUM 90.5 FM.
- The Hurricanes entered the season ranked in the top 10 of both the Associated Press and Coaches Polls, checking in at No. 10 in both rankings, and rose to No. 5 in the AP and No. 7 in the Coaches Poll after a 27-24 win over Notre Dame in their opener. Following its win over Florida on Sept. 20, UM rose to No. 2 in the Week 4 AP poll - tied for its highest since 2017.
- Among UM's top newcomers is QB **Carson Beck**, who arrived from Georgia via transfer portal. Beck, who missed spring practices while recovering from UCL surgery, has a 28-3 (.903) record as a starting FBS quarterback, the best of any active player (minimum five games).

MIAMI FOOTBALL: BY THE NUMBERS

3

* Miami is one of only three teams in FBS to not have trailed at any point; the others are Maryland and Texas Tech.

4

* Miami started 4-0 for the third straight year last time out - UM's first three-year 4-0 start stretch since '02-'04.

33

* Miami has allowed just 33 plays of 10-or-more yards this season ("explosives"), tied for ninth-fewest in all of FBS.

WEEK 6: MEDIA SCHEDULE

MONDAY

3 p.m. - 4 p.m.

head coach/
coordinators press
conferences

TUESDAY

11:30 a.m. - 1 p.m.

student-athlete
interviews (Zoom)

WEDNESDAY

11:30 a.m. - 1 p.m.

student-athlete
interviews (Zoom)

THURSDAY

no media access

FRIDAY

no media access

*team travels to
Tallahassee, Fla.

MIAMI ATHLETICS COMMUNICATIONS STAFF

Camron Ghorbi (primary media contact)

Cell: 786-877-7329

Email: c.ghorbi@miami.edu

Twitter: @CamronGhorbi

James Knable (secondary media contact)

Cell: 412-316-6919

Email: jamesknable@miami.edu

Twitter: @JamesKnable_

Carter Toole

Cell: 615-598-8540

Email: carter.toole@miami.edu

Twitter: @CanesCarter



Website: www.MiamiHurricanes.com

Twitter: @MiamiHurricanes | @CanesFootball

Mailing Address: 5821 San Amaro Drive, Coral Gables, FL 33146

UNIVERSITY OF MIAMI QUICK FACTS

UNIVERSITY INFORMATION

Location	Coral Gables, Fla.
Enrollment	19,593
Founded	1925
Nickname	Hurricanes
Colors	Orange, Green and White
President and CEO	Joe Echevarria
Vice President / Director of Athletics	Dan Radakovich
Faculty Athletics Representative	Dr. Alexis Piquero
Conference	Atlantic Coast Conference
Stadium / Capacity	Hard Rock Stadium / 65,326
Website	MiamiHurricanes.com
Mailing Address	5821 San Amaro Drive, Coral Gables, FL 33146

COACHING STAFF

Head Coach	Mario Cristobal
Record at Miami	26-16 (fourth season)
Career Record	88-76 (13h season)

Offensive Coordinator / Quarterbacks	Shannon Dawson
Defensive Coordinator / Linebackers	Corey Hetherman
Assistant Head Coach / Offensive Line	Alex Mirabal
Defensive Passing Game Coordinator / Defensive Backs	Zac Etheridge
Assistant Coach / Wide Receivers	Kevin Beard
Assistant Coach / Safeties	Will Harris
Assistant Coach / Defensive Tackles	Damione Lewis
Assistant Coach / Running Backs	Matt Merritt
Assistant Coach / Defensive Line	Jason Taylor
Assistant Coach / Tight Ends	Cody Woodiel
Assistant Coach / Special Teams	Danny Kalter
Football Strength & Conditioning Coordinator	Ervin Young

Senior Analyst / Offense	Mike Cassano
Senior Analyst / Offense	Max Drisko
Senior Analyst / Offense	Landon Hoefer
Senior Analyst / Defense	Brett Holinka
Senior Analyst / Defense	Juan Navarro, Jr.
Senior Analyst / Defense	Todd Stroud

Analyst / Offense	Jack Clark
Analyst / Offense	Nate Crutchfield
Analyst / Offense	Danny Hajjar
Analyst / Offense	Cody Orgeron
Analyst / Offense	Donovan Varner
Analyst / Offense	Will Vlachos
Analyst / Defense	Jordan Huxtable
Analyst / Defense	Terry Jefferson
Analyst / Defense	Parker Orgeron
Analyst / Special Teams	Isa Ferras
Analyst / Special Teams	Clay James

GAME DAY MEDIA INFORMATION: MIAMI HURRICANES FOOTBALL



- All media credential requests should be made through Camron Ghorbi, Associate AD /

Communications, and Jmes Knable, Associate Director / Communications.

- Written media attending games at Hard Rock Stadium should take the press elevator to the "2M" level, where all press seating is located. Radio and TV booths are also on the 2M level.
- The University of Miami athletics communications staff reserves the right to revoke any and all media credentials if a violation of policy occurs; full information and media policies are available on MiamiHurricanes.com under the "MEDIA" tab on the football page.



MIAMI HURRICANES NUMERICAL ROSTER

#	NAME	POS.	HT	WT	CL.	HOMETOWN (Previous) (High School)
0	Keelan Marion	WR	6-0	195	6-Y R-Sr.	Atlanta, Ga. (BYU) (UConn) (Palmetto Prep)
0	Keionte Scott	DB	6-0	195	6-Y R-Sr.	San Diego, Calif. (Auburn) (Snow College) (Helix)
1	Mohamed Toure	LB	6-2	235	7-Y R-Jr.	Pleasantville, N.J. (Rutgers) (Pleasantville)
1	Joshisa "JoJo" Trader	WR	6-1	182	2-Y So.	Opa-Locka, Fla. (Chaminade Madonna)
2	Damari Brown	DB	6-2	195	3-Y R-So.	Fort Lauderdale, Fla. (American Heritage)
2	Jordan Lyle	RB	6-0	205	2-Y So.	Fort Lauderdale, Fla. (St. Thomas Aquinas)
3	Akheem Mesidor	DL	6-3	265	6-Y R-Sr.	Ottawa, Ontario (West Virginia) (Clearwater Acad [Fla.]
3	Joshua Moore	WR	6-4	215	1-Y Fr.	Miami, Fla. (West Broward)
4	Rueben Bain, Jr.	DL	6-3	270	3-Y Jr.	Miami, Fla. (Miami Central)
4	Mark Fletcher, Jr.	RB	6-2	225	3-Y Jr.	Fort Lauderdale, Fla. (American Heritage)
5	Nathaniel "Ray Ray" Joseph, Jr.	WR	5-10	180	3-Y Jr.	Miami, Fla. (Miami Edison)
5	Justin Scott	DL	6-4	303	2-Y So.	Chicago, Ill. (St. Ignatius Prep)
6	CharMar "Marty" Brown	RB	5-11	220	3-Y R-So.	Omaha, Neb. (North Dakota State) (Creighton Prep)
6	Xavier Lucas	DB	6-2	198	2-Y So.	Pompano Beach, Fla. (Wisconsin) (American Heritage)
7	CJ Daniels	WR	6-2	205	6-Y R-Sr.	Lilburn, Ga. (LSU) (Liberty) (Parkview)
7	Zechariah Poyser	DB	6-2	200	3-Y R-So.	Wildwood, Fla. (Jacksonville State) (Wildwood)
8	Emory Williams	QB	6-5	225	3-Y R-So.	Milton, Fla. (Milton)
8	Jakobe Thomas	DB	6-2	200	5-Y R-Sr.	Tullahoma, Tenn. (Tennessee) (MTSU) (Tullahoma)
9	Malik Bryant	DL	6-2	240	3-Y Jr.	Orlando, Fla. (Jones)
9	Elija Lofton	TE	6-2	242	2-Y So.	Las Vegas, Nev. (Bishop Gorman)
10	Raul "Popo" Aguirre, Jr.	LB	6-2	240	3-Y Jr.	Fayetteville, Ga. (Whitewater)
10	Malachi Toney	WR	5-11	188	1-Y Fr.	Miami, Fla. (American Heritage)
11	Carson Beck	QB	6-4	225	6-Y R-Sr.	Jacksonville, Fla. (Mandarin) (Georgia)
11	David Blay, Jr.	DL	6-4	305	5-Y R-Sr.	Levittown, Pa. (La. Tech) (West Chester) (Harry S. Truman)
12	Ny Carr	WR	6-0	185	2-Y R-Fr.	Moultrie, Ga. (Colquitt County)
12	Marquise Lightfoot	DL	6-5	230	2-Y So.	Chicago, Ill. (Kenwood Academy)
13	Bryce Fitzgerald	DB	6-1	185	1-Y Fr.	Miami, Fla. (Christopher Columbus)
13	Daylyn Upshaw	WR	6-0	195	1-Y Fr.	Phenix City, Ala. (Central)
14	Hayden Lowe	DL	6-5	255	1-Y Fr.	Los Angeles, Calif. (Oaks Christian)
15	Judd Anderson	QB	6-7	230	2-Y R-Fr.	Warner Robins, Ga. (Warner Robins)
16	Jaboree Antoine	DB	6-1	180	1-Y Fr.	New Iberia, La. (Westgate)
16	Luke Nickel	QB	6-2	220	1-Y Fr.	Milton, Ga. (Milton)
17	Tony Johnson	WR	5-10	185	5-Y R-Sr.	Ocala, Fla. (Cincinnati) (FAU) (Vanguard)
17	Bobby Washington, Jr.	LB	6-3	225	3-Y R-So.	Miami, Fla. (Miami Palmetto)
18	Armondo Blount	DL	6-4	265	2-Y So.	Fort Lauderdale, Fla. (Miami Central)
18	Joe Borchers	QB	6-3	230	3-Y R-So.	Sarasota, Fla. (Riverview)
18	Vinny Gonzalez	QB	6-2	200	1-Y Fr.	Miami, Fla. (Christopher Columbus)
18	Chance Robinson	WR	6-2	205	2-Y So.	Fort Lauderdale, Fla. (St. Thomas Aquinas)
19	Charles "Chuck" Brantley	DB	6-0	170	5-Y R-Sr.	Sarasota, Fla. (Michigan State) (Venice)
19	Brock Schott	TE	6-3	245	1-Y Fr.	Leo, Ind. (Leo)
20	Chris Ewald, Jr.	DB	6-1	175	1-Y Fr.	Sunrise, Fla. (Chaminade Madonna)
20	Terrell Walden II	RB	5-9	180	4-Y R-Jr.	Winter Garden, Fla. (West Orange)
21	Jaylin Alderman	LB	6-1	230	5-Y R-Sr.	Valdosta, Ga. (Louisville) (Valdosta)
22	Girard Pringle, Jr.	RB	5-10	190	1-R Fr.	Tampa, Fla. (Armwood)
22	Cam "Bobby" Pruitt	LB	6-2	210	2-Y So.	Theodore, Ala. (Theodore)
23	Dylan Day	DB	6-0	185	2-Y So.	Baton Rouge, La. (Southern University Lab)
24	Ethan O'Connor	DB	6-1	180	3-Y R-So.	Irvine, Calif. (Washington State) (Los Alamitos)
25	Jadais Richard	DB	6-1	195	4-Y Sr.	West Monroe, La. (Vanderbilt) (West Monroe)
25	Chris Wheatley-Humphrey	RB	6-0	200	2-Y R-Fr.	Dania Beach, Fla. (South Broward)
27	Ryan Mack	DB	5-11	175	2-Y R-Fr.	Fort Lauderdale, Fla. (St. Thomas Aquinas)
28	Isaiah Taylor	DB	5-11	200	5-Y R-Sr.	Fort Lauderdale, Fla. (Arizona) (St. Thomas Aquinas)
29	Romanas "O.J." Frederique, Jr.	DB	6-0	185	2-Y So.	Fort Lauderdale, Fla. (St. Thomas Aquinas)
30	Kellen Wiley, Jr.	LB	6-4	235	1-Y Fr.	Tampa, Fla. (Armwood)
31	Wesley Bissainthe	LB	6-1	230	4-Y Sr.	Miami, Fla. (Miami Central)
32	Kamal Bonner	LB	6-2	215	3-Y R-So.	Moultrie, Ga. (NC State) (Colquitt County)
33	Booker Pickett, Jr.	DL	6-3	230	2-Y R-Fr.	Tampa, Fla. (Wharton)
33	Nick Thomas	WR	5-8	170	2-Y R-Fr.	Missouri City, Texas (Ridgepoint)
34	Adarius Hayes	LB	6-4	230	2-Y So.	Largo, Fla. (Largo)
35	Herbert "Third" Scroggins III	DL	6-3	245	1-Y Fr.	Savannah, Ga. (Benedictine Military School)
35	Jack Whitehouse	RB	5-10	195	2-Y R-Fr.	Miami, Fla. (Gulliver Prep)
36	Nick Kelly	DB	5-10	195	4-Y R-Sr.	Santa Rosa, Calif. (Cardinal Newman)
37	Henry Pikus	WR	6-2	175	4-Y R-Jr.	Miami, Fla. (UC Santa Cruz) (Milton Academy)

NO



MIAMI HURRICANES NUMERICAL ROSTER

NAME	POS	HT	WT	YR-CL	HOMETOWN (PREVIOUS SCHOOL) (HIGH SCHOOL)
37	Amari Wallace	DB	5-10	180	1-Y Fr. Miami, Fla. (Miami Central)
38	Carter Davis	K	6-0	220	5-Y R-Sr. East Fort Lauderdale, Fla. (FAU) (Western)
39	Casey Rizzi	LB	6-0	225	2-Y R-Fr. Metairie, La. (Metairie Park)
40	Briton Allen	DB	6-0	190	7-Y Grad. Orlando, Fla. (Utah) (USC) (IMG Academy)
40	Brennan Burton	WR	6-0	205	2-Y R-Fr. Virginia Beach, Va. (Norfolk Christian)
41	Chase Smith	LB	6-2	240	5-Y R-Sr. Palm Bay, Fla. (Bayside)
42	Artavius Jones	DL	6-3	305	2-Y R-Fr. Blountstown, Fla. (Blountstown)
43	Andrew Cohen	WR	6-2	205	5-Y R-Sr. Mahopac, N.Y. (Mahopac)
43	Tyler Rowe	DB	5-11	185	4-Y R-Jr. Loganville, Ga. (Georgia Tech) (Grayson)
44	Cole McConathy II	DL	6-5	250	2-Y So. Spanish Fort, Ala. (Spanish Fort)
44	Owen Ruskavich	TE	6-7	255	3-Y R-So. Great Falls, Va. (St. John's College High School [D.C.])
45	Bert Auburn	K	6-0	185	5-Y R-Sr. Flower Mound, Texas (Texas) (Flower Mound)
45	Braylon Lamar	LB	6-0	215	3-Y R-So. Cary, N.C. (Panther Creek)
46	Adam Booker	LS	6-4	215	4-Y R-Jr. Holly Springs, N.C. (Middle Creek) (Charlotte)
46	Dylan Reiman	TE	6-6	245	2-Y R-Fr. Jupiter, Fla. (Dwyer)
47	Stone Stroud	DB	5-8	160	2-Y R-Fr. Coral Gables, Fla. (Palmer Trinity School)
48	Andres Williams	DB	5-10	175	2-Y R-Fr. Miami, Fla. (Palmer Trinity School)
52	James Brockermeier	OL	6-3	295	5-Y R-Sr. Fort Worth, Texas (TCU) (Alabama) (All Saints Episcopal)
52	Jack McManus	LB	6-2	230	4-Y R-Jr. Wallingford, Conn. (Merrimack) (Choate Rosemary Hall)
54	Michael Donovan	LS	6-3	210	5-Y R-Sr. Beverly Hills, Mich. (Michigan State) (Seaholm)
54	Ezekiel Marcelin, Jr.	LB	5-11	230	1-Y Fr. Miami, Fla. (Miami Central)
55	Nino Francavilla	OL	6-2	300	2-Y So. Ontario, Canada (Cheshire Academy [Conn.])
55	Mykah Newton	DL	6-3	275	1-Y Fr. Gainesville, Fla. (Newberry)
61	Francis Mauigoa	OL	6-6	335	3-Y Jr. 'Ili'ili, American Samoa (IMG Academy [Fla.])
62	Tommy Kinsler IV	OL	6-6	340	3-Y R-So. Ocala, Fla. (Trinity Catholic)
63	Samson Okunlola	OL	6-6	330	3-Y R-So. Brockton, Mass. (Thayer Academy)
64	Ralph Scroggins	OL	6-1	275	1-Y Fr. Savannah, Ga. (Benedictine Military School)
65	Seuseu "SJ" Alofaituli	OL	6-2	290	1-Y Fr. Las Vegas, Nev. (Bishop Gorman)
66	Max Buchanan	OL	6-4	310	1-Y Fr. Sanford, Fla. (Seminole)
70	Markel Bell	OL	6-8	345	4-Y Sr. Cleveland, Miss. (Holmes C.C.) (Cleveland Central)
71	Jaden Wilkerson	OL	6-6	335	1-Y Fr. Orlando, Fla. (Edgewater)
72	Demetrius Campbell	OL	6-6	330	1-Y Fr. Orlando, Fla. (Orlando Christian Prep)
73	Anez Cooper	OL	6-4	345	4-Y Sr. Pleasant Grove, Ala. (Pleasant Grove)
74	Yerovi Valdes	OL	6-7	340	2-Y R-Fr. Sarasota, Fla. (Cardinal Mooney)
76	Ryan Rodriguez	OL	6-2	300	5-Y R-Sr. Miami, Fla. (Christopher Columbus)
77	Juan Minaya	OL	6-5	335	2-Y R-Fr. Paramus, N.J. (Paramus Catholic)
78	Matthew McCoy	OL	6-6	325	4-Y R-Jr. Saint Augustine, Fla. (Creeside)
79	Deryc Plazz	OL	6-4	310	2-Y R-Fr. Jacksonville, Fla. (Mandarin)
80	Hunter Carver	TE	6-4	245	2-Y R-Fr. Woodbury, Minn. (Saint Thomas Academy)
81	Riply Luna	WR	6-2	215	3-Y R-So. Kellogg, Idaho (Kellogg)
84	Jack Nickel	TE	6-4	250	4-Y R-Jr. Milton, Ga. (UAB) (Michigan State) (Milton)
85	Jackson Carver	TE	6-6	250	3-Y R-So. Woodbury, Minn. (Culver Academy)
86	Kolby Luna	WR	6-2	215	3-Y R-So. Kellogg, Idaho (Kellogg)
87	Alex Bauman	TE	6-5	250	4-Y Sr. Red Bank, N.J. (Tulane) (Red Bank Catholic)
88	Luka Gilbert	TE	6-7	255	1-Y Fr. West Chester, Ohio (Lakota West)
90	Daylen Russell	DL	6-3	298	2-Y R-Fr. Miami, Fla. (Christopher Columbus)
92	Sam Coufal	DL	6-2	270	3-Y R-So. Wales, Wisc. (Kettle Moraine)
93	Donta Simpson, Jr.	DL	6-3	300	1-Y Fr. Hollywood, Fla. (Chaminade Madonna)
94	Dylan Joyce	P	6-2	215	3-Y Jr. Kyabram, Australia (Assumption College)
96	Tucker Tevepaugh	P	5-11	200	2-Y R-Fr. Bluffton, S.C. (Hilton Head Christian Academy)
97	William Rocha	K	5-11	185	3-Y R-So. Mandeville, La. (Fontainebleau)
99	Ahmad Moten, Sr.	DL	6-3	300	4-Y R-Jr. Fort Lauderdale, Fla. (Cardinal Gibbons)

Pronunciation Guide:

Raul **Aguirre** - ahGEE-rrray (rolled r's)

Ja'Boree Antoine - juh-BAR-ee (like Jabari)

Seuseu Alofaituli - say-OH say-OH uh-LOW-fye-TOOL-ee

Wesley Bissainthe - bih-SAINT

Damari Brown - duh-MAWR-ee

CharMar Brown - shuh-MAR (like Shemar)

Nino **Francavilla** - frank-uh-VILL-uh

Marquise Lightfoot - mar-KEES

Ezekiel **Marcelin**, Jr - mar-SELL-in

Francis **Mauigoa** - mow-ee-NO-uh

Samson **Okunlola** - oh-kun-LOW-luh

Zechariah Poyser - zeck-uh-RYE-uh POY-zur



ALL-TIME SERIES

MIAMI LEADS, 36-33

YEAR	UM	OPP	SITE	W/L	SCORE
1951	—	—	Miami	W	35-13
1953	—	—	Miami	W	27-0
1955	—	—	Miami	W	34-0
1956	9	—	Miami	W	20-7
1957	—	—	Tallahassee, Fla.	W	40-13
1958	—	—	Miami	L	6-17
1959	—	—	Tallahassee, Fla.	W	7-6
1960	—	—	Miami	W	25-7
1962	9	—	Miami	W	7-6
1963	—	—	Miami	L	0-24
1964	—	—	Miami	L	0-14
1966	—	—	Miami	L	20-23
1969	—	—	Miami	L	14-16
1970	—	—	Miami	L	3-27
1971	—	—	Miami	L	17-20
1972	—	20	Miami	L	14-37
1973	18	—	Tallahassee, Fla.	W	14-10
1974	—	—	Miami (HC)	L	14-21
1975	—	—	Tallahassee, Fla.	W	24-22
1976	—	—	Miami	W	47-0
1977	—	—	Tallahassee, Fla.	W	23-17
1978	—	13	Miami	L	21-31
1979	—	14	Tallahassee, Fla.	L	23-40
1980	—	9	Miami	W	10-9
1981	13	14	Tallahassee, Fla.	W	27-19
1982	16	14	Miami (HC)	L	7-24
1983	6	—	Tallahassee, Fla.	W	17-16
1984	4	15	Miami	L	3-38
1985	11	10	Tallahassee, Fla.	W	35-27
1986	1	20	Miami	W	41-23
1987	3	4	Tallahassee, Fla.	W	26-25
1988	6	1	Miami	W	31-0
1989	2	9	Tallahassee, Fla.	L	10-24
1990	9	2	Miami	W	31-22
1991	2	1	Tallahassee, Fla.	W	17-16
1992	2	3	Miami	W	19-16
1993	3	1	Tallahassee, Fla.	L	10-28
1994	13	3	Miami	W	34-20
1995	—	1	Tallahassee, Fla.	L	17-41
1996	6	3	Miami	L	16-34
1997	—	4	Tallahassee, Fla.	L	0-47
1998	—	9	Miami	L	14-26
1999	19	1	Tallahassee, Fla.	L	21-31
2000	7	1	Miami	W	27-24
2001	2	14	Tallahassee, Fla.	W	49-27
2002	1	9	Miami	W	28-27
2003	2	5	Tallahassee, Fla.	W	22-14
2003	10	9	Miami (Orange Bowl)	W	16-14
2004	5	4	Miami	W (OT)	16-10
2005	9	14	Tallahassee, Fla.	L	7-10
2006	11	11	Miami	L	10-13
2007	—	—	Tallahassee, Fla.	W	37-29
2008	—	—	Miami Gardens, Fla.	L	39-41
2009	—	18	Tallahassee, Fla.	W	38-34
2010	13	23	Miami Gardens, Fla.	L	17-45
2011	—	—	Tallahassee, Fla.	L	19-23
2012	—	14	Miami Gardens, Fla.	L	20-33
2013	7	3	Tallahassee, Fla.	L	14-41
2014	—	2	Miami Gardens, Fla.	L	26-30
2015	—	12	Tallahassee, Fla.	L	24-29
2016	10	21	Miami Gardens, Fla.	L	19-20
2017	12	—	Tallahassee, Fla.	W	24-20
2018	17	—	Miami Gardens, Fla.	W	28-27
2019	—	—	Tallahassee, Fla.	W	27-10
2020	12	—	Miami Gardens, Fla.	W	52-10
2021	—	—	Tallahassee, Fla.	L	28-31
2022	—	—	Miami Gardens, Fla.	L	3-42
2023	—	5	Tallahassee, Fla.	L	20-27
2024	5	—	Miami Gardens, Fla.	W	36-14

Miami: Florida State leads, 21-19
Tallahassee, Fla.: Miami leads, 16-12
Neutral Site: Miami leads, 1-0

THE MATCHUP

• #3/#3 Miami continues the 2025 football season with its first road game of the year vs. #18/#19 Florida State at Doak Campbell Stadium on Saturday, Oct. 4. Kickoff is slated for 7:30 p.m. on ABC, with radio broadcasts set for 104.3 WQAM & Radio Libre.

• The Hurricanes carry a 36-33 all-time series lead over Florida State into Saturday's matchup, including a 36-14 victory in the 2024 matchup between the two teams last year's annual rivalry installation at Hard Rock Stadium. Miami leads the all-time series with the Seminoles, 16-12, in games played in Tallahassee.

• The last time Miami and Florida State played each other as ranked opponents came in 2016, when the Hurricanes were ranked No. 10 and the Seminoles were ranked No. 21. That game was played in Miami Gardens.

A LOOK BACK: MIAMI BEATS GATORS ONCE AGAIN

• The No. 4/6 Miami Hurricanes topped visiting Florida, 26-7, in dominating fashion on Sept. 20 to improve to 4-0 for the third straight year. The win was Miami's 10th straight at home overall, making it the Hurricanes' longest home winning streak since a stretch of 26 games from 1999 to 2003.

• RB **Mark Fletcher, Jr.** and RB **CharMar "Marty" Brown** led the way for the Hurricanes offensively, totaling 249 total yards (196 rushing, 53 receiving) along with three total touchdowns (two for Brown, one for Fletcher, Jr.).

• Miami's defense put on a masterclass against the Gators, holding the Florida offense to just 141 yards - its fewest in a single game since 1999. Florida failed to reach 10 points for the first time since 2022 and went 0-for-13 in the game for the first time since 1998. DJ Lagway threw for just 61 yards on 12-for-23 passing for the Gators.

• LB **Mo Toure** finished with a season-high 10 tackles along with one sack, while nine players totaled at least one-half tackle for loss in the win. DB **Jakobe Thomas** had 1.5 TFLs, while DL **Marquise Lightfoot** had his first sack.

• With the victory over the Gators, Miami improved to 4-0 for the third straight season - the first three-year stretch of 4-0 starts since 2002-2004. UM also picked up a win over an SEC opponent for the third straight regular season (2023 vs. Texas A&M, 2024 at Florida, 2025 vs. Florida) - the first such stretch 1986-1988 (1986 at LSU, 1987 vs. Florida, 1988 at Florida).

HURRICANES RANKED 3RD IN AP, COACHES POLLS

• Following their 4-0 start to the season, the Hurricanes were ranked as high as No. 2 in the Associated Press top 25 released on Sept. 21. Now ranked No. 3 in both polls, UM has been in the top 10 of both polls for all of 2025.

• Miami's No. 2 ranking last week in the Associated Press top 25 released on Sept. 21 was the highest of any **Mario Cristobal**-coached team in his career; Cristobal's previous high was No. 3 at Oregon, obtained during Week 4 of the 2021 season (#3/#3). Miami dropped to No. 3 following its open date.

• With a No. 5 ranking in the Associated Press poll attained on Sept. 2, the Hurricanes made it back-to-back years to crack the top five of the AP for the first time since a six-season run from 2000-05. Miami was ranked No. 10 in both preseason polls.

• The Hurricanes opened the 2024 season at No. 19 in the poll and found their name in every top 25 ranking of the season. The Hurricanes reached as high as No. 4 (after improving to 9-0 to start the year) and ended No. 18 in the final poll, its highest final ranking since being ranked No. 13 to end 2017. Cristobal's highest-ranked finish as a head coach came in the final 2019 polls, when Oregon was No. 5/5.

HETHERMAN'S "E.S.V" DEFENSE WREAKING HAVOC

• **Mario Cristobal** announced the hiring of Minnesota Golden Gophers defensive coordinator **Corey Hetherman** to the same post in January 2025. Hetherman arrived in Coral Gables after a dominant lone season at Minnesota.

• Hetherman has made a flawless transition through the Hurricanes' 4-0 start. Miami ranks No. 13 in total defense, allowing just 244.5 yards per game so far against Notre Dame, Bethune-Cookman, USF and Florida. Hetherman's signature acronym, "E.S.V." - has been on display early. The acronym stands for **Excitement, Swarm, Violence**.

• Miami's defense has forced three-and-outs on 33.3% of opposing offensive drives through three games (non-FBS opponents not included), which ranks as the seventh-best mark in the country. In addition, Miami is forcing a turnover (fumble, interception, turnover on downs) on 27.78% of drives - the 11th-best mark in the country.

• In a measurement of "defensive havoc" - which charts the percentage of plays where a defense forces an opposing offense into either a sack, tackle for loss, interception or a fumble that is recovered by the defense - the Hurricanes rank No. 18 in FBS, posting a percentage of 13.97%.



PRESEASON AWARDS

2025 SEASON:

Rueben Bain, Jr.

Preseason All-ACC
Lombardi Award
Bednarik Award
Nagurski Trophy
Lott Trophy

Carson Beck

Johnny Unitas Golden Arm
Davey O'Brien Award
Walter Camp POY Award
Maxwell Award

Wesley Bissainthe

Butkus Award

Adam Booker

Patrick Mannelly Award

James Brockermeyer

Rimington Trophy

Anez Cooper

Outland Trophy

OJ Frederique, Jr.

Bednarik Award

Elija Lofton

Mackey Award

Keelan Marion

Hornung Award

Francis Mauigoa

Preseason All-ACC
Outland Trophy
Lombardi Award
Polynesian College POY
Wuerffel Trophy

Keelan Marion

Hornung Award

Malachi Toney

Shaun Alexander National
Freshman of the Year

CARSON BECK ARRIVES IN CORAL GABLES AS QB I

• For the second straight year, the Miami Hurricanes added one of the top quarterbacks in the country in the January transfer window, signing QB **Carson Beck** after an eye-popping career at Georgia, where he finished 24-3 as a starting quarterback with the Bulldogs. He threw for 7,912 yards, 58 touchdowns and 20 interceptions at UGA.

• In a win over No. 18/23 USF on Sept. 13, Beck threw for 340 yards and three touchdowns. The performance marked Beck's 10th career 300-yard passing game - he is one of just four FBS quarterbacks with 10-or-more 300-yard games, joining Josh Hoover of TCU (13), Tyler Van Dyke of SMU (11) and Chandler Morris of Virginia (10).

• Beck currently ranks second among FBS players in career passing yards (8,884), fourth in career passing efficiency (156.98) and sixth in career total offense (9,148).

• He was named to the Davey O'Brien "Great 8" after a 205-yard, two-touchdown win in his debut vs. Notre Dame. In Miami's win vs. Bethune-Cookman, Beck had his 14th career game with multiple passing touchdowns and zero interceptions. That is the second most among active FBS players behind Vanderbilt QB Diego Pavia (19).

• Beck went 22-for-24 (91.7) against Bethune-Cookman, marking the highest completion rate by any Miami signal caller (min. 20 attempts) over the last 30 seasons.

• He now owns a 28-3 record as a starting quarterback at the FBS level (.903), the best of any active player.

• Beck, who assumed starting responsibilities at Georgia in 2023 as a fourth-year redshirt sophomore, led the Bulldogs to a 13-1 record and a win in the 2023 Capital One Orange Bowl, finishing just shy of a College Football Playoff berth in the four-team field. He was a member of back-to-back national championship teams as a backup.

• In his second year as the team's starting quarterback in 2024, Beck led Georgia to the College Football Playoff with an 11-2 record. Beck was hurt in the 2024 SEC Championship Game against Texas, which Georgia won, 22-19. He finished 2024 with 3,485 yards, a 64.7% completion percentage, 28 touchdowns and 12 interceptions.

• Beck underwent surgery to repair the ulnar collateral ligament (UCL) in his right elbow after the SEC Championship Game. Though he did not throw during all of spring practice at Miami after enrolling in January while completing his rehab, he was cleared for full participation shortly thereafter and took part in all summer team activity.

Opportunity Beckons: Carson Beck, Hurricanes looking for breakthrough 2025 (excerpts)

by: Jordan McPherson, Miami Herald - August 15, 2025

"New Miami Hurricanes quarterback Carson Beck has his share of tattoos covering both of his arms and his left leg. Two in particular stand out to him.

The first is a quote on his right elbow: 'Why do we fall?' It comes from the movie 'Batman Begins.' The answer to that question, as Thomas Wayne says to his son Bruce: 'So we can learn to pick ourselves up.' The second, right next to it and covering up most of his bicep, is a phoenix. Beck is a Harry Potter fan, and the phoenix is an integral figure in a couple of the books in the series. A phoenix is also a mythical symbol of resilience, as bird is said to be reborn from its ashes when it dies.

The scar that runs through them — a visual reminder of the UCL revision surgery he had in December after he injured his elbow in the SEC Championship Game with the Georgia Bulldogs — now gives the artwork a little extra meaning....

...will Beck fall or rise from the ashes? It's in his hands.

'That's how I want it,' Beck said. 'That's how it should be. That's how I've always wanted it my whole life. I feel like in those pressure moments, I thrive. That's what I look for.'

Carson Beck - Year-By-Year Passing Statistics

		GP-GS	CMP	ATT	INT	YDS	TD	LONG	PCT
2020	Georgia	redshirt	--	--	--	--	--	--	--
2021	Georgia	4-0	10	23	2	176	2	32	43.5
2022	Georgia	7-0	26	35	0	310	4	32	74.3
2023	Georgia	14-14	302	417	6	3,941	24	55	72.4
2024	Georgia	13-13	290	448	12	3,485	28	67	64.7
2025	Miami	4-4	82	112	3	972	7	51	73.2
	CAREER	42-31	710	1,035	23	8,884	65	67	68.5

ACTIVE FBS QUARTERBACKS:

MOST GAMES WITH 2+ PASS TD AND 0 INT

Vanderbilt's Diego Pavia - 19

Miami's Carson Beck - 14

Penn State's Drew Allar - 12

Five Other Players - Tied w/ 11



BAIN, MESIDOR COMPRISE FBS' TOP EDGE TANDEM

• Miami's defensive end tandem of **Rueben Bain, Jr.**, and **Akheem Mesidor** have been the top tandem in the country through the first five weeks of the college football season by most metrics.

• Among 250 defensive ends across Power-4, Bain is the No. 1 overall edge player by Pro Football Focus (95.8), while Mesidor ranks third (91.4).

• In PFF's "run defense" grades, Bain is first (92.6) while Mesidor is sixth (86.4). Bain ranks third by PFF in "pass rush" (92.3) while Mesidor is sixth (90.8), and the two players are tied for fifth in total pressures, with 19 each.

MIAMI STACKING IMPRESSIVE HOME WIN STREAK

• The Hurricanes have won 10 straight home games dating back to Sept. 7, 2024 - a stretch that encapsulated the entirety of 2024 and includes Miami's 4-0 start to 2025.

• Miami's 10-game home winning streak is tied for the sixth-longest active streak among FBS programs and is one of only seven double-digit home winning streaks across the entirety of FBS.

• In the modern era of Miami Hurricanes Football (since 1979), Miami's 10-game home winning streak is the third-longest, trailing only two streaks: a 58-game stretch at the Orange Bowl that began on Oct. 12, 1985 and ended on Sept. 24, 1994 - the longest home winning streak in college football history - as well as a stretch of 26 straight games at "The OB" from Oct. 30, 1999 - Oct. 18, 2003.

• With a win on Sept. 6, UM started the season 2-0 at home for the 13th time in the last 14 seasons (since 2012). The Hurricanes have not lost a home opener since 2006, when they fell to Florida State 13-10 at the Orange Bowl on Sept. 4, 2006. Miami has won 19 straight home openers since - each one since 2007.

• In the modern era of Miami Hurricanes football (since 1979), UM has opened the season at home 20 times and is now 18-2 in those games. The Hurricanes are 35-12 in regular season openers dating to 1979.

TONY MAKING NAME FOR HIMSELF AS FRESHMAN

• WR **Malachi Toney** has been among Miami's top playmakers in his true freshman season, emerging as a go-to target in the Hurricanes offense for QB **Carson Beck** and OC **Shannon Dawson**.

• Since at least 2008, no freshman (redshirt or otherwise) in all of FBS had ever led his team in the first two games of the season in both catches and yards until Toney did so for Miami against both Notre Dame (6 catches, 82 yards) and Bethune-Cookman (6 catches, 80 yards) in 2025. He also tied for the team lead in catches in UM's win against USF, posting six catches for 66 yards. He leads Miami with 22 catches for 268 yards this season.

• Toney is tied with Marvis Parrish of Western Kentucky for the lead among true freshmen nationally in total receptions (22). He is No. 2 among true freshmen in receiving yards (268) behind Dakorien Moore of Oregon (296).

• Toney became the only Hurricane in the last 30 seasons to have at least six catches, 80 receiving yards and a receiving touchdown in his college debut. He was named 247Sports National True Freshman of the Week.

• Toney, who turned 18 years old on September 17th (9/17/2007), reclassified from the Class of 2026 to the Class of 2025 at American Heritage. He helped lead the Patriots to a 12-2 record and a Class 4A state title in his final year, finishing as the team's leading receiver with 1,018 yards and 12 touchdowns on 57 receptions. He played quarterback the final three games of the season at quarterback in place of the injured starter at QB, completing 36-of-45 passes for 510 yards and seven touchdowns compared to one interception over that time.

FLETCHER ENJOYING IMPRESSIVE START TO 2025

• RB **Mark Fletcher, Jr.** has been a key member of UM's offensive attack through its perfect 4-0 start to the year. Fletcher has back-to-back games of 100-yards-or more with at least one touchdown (vs. USF and Florida). The last UM RB to have back-to-back such games against FBS was Cam'Ron Harris from September 10-19, 2020.

• He delivered a dominant outing for the Hurricanes in their 49-12 win over No. 18/23 USF on Sept. 13, posting 120 rushing yards and two touchdowns on 16 carries. Fletcher's performance vs. USF is one of only seven this season by an FBS player who recorded 100-plus yards and multiple TDs vs. an opponent ranked in the AP Top 25.

• It was Fletcher's second 100-yard, multi-touchdown game of his career against an AP ranked team - he also did it vs. Louisville in 2023. Since 2000, there have been only eight such performances by the Hurricanes - two from Fletcher, two from Tyrone Moss, two from Willis McGahee and one each from Clinton Portis and Frank Gore.

• Fletcher now has four career 100-yard games - his 100-yarder vs. USF was his first since 11/18/23 vs. Louisville.

CHARTING THE CANES

	Cristobal	
	2025	Era
August	1-0	2-0
September	3-0	13-2
October	0-0	7-4
November	0-0	4-8
December	0-0	0-2
ACC home games	0-0	6-6
ACC road games	0-0	6-6
ACC neutral games	0-0	0-0
Non-conference home games	4-0	11-1
Non-conference road games	0-0	3-1
Non-conference neutral games	0-0	0-2
Opponent ranked (AP) - home	2-0	3-2
Opponent ranked (AP) - road	0-0	0-4
Opponent ranked (AP) - neutral	0-0	0-1
Games decided by 1-8 pts	1-0	8-9
Games decided by 9-20 pts	1-0	2-3
Games decided by 21+ pts	2-0	16-4
When scoring 0-9 pts	0-0	0-3
When scoring 10-19 pts	0-0	1-2
When scoring 20-29 pts	2-0	6-6
When scoring 30+ pts	2-0	19-5
When allowing 0-9 pts	2-0	8-0
When allowing 10-19 pts	1-0	9-1
When allowing 20-29 pts	1-0	4-5
When allowing 30+ pts	0-0	5-10
Day games (before 6pm)	1-0	15-10
Night games (6pm or after)	3-0	11-6
In overtime	0-0	3-0
Scoring first	4-0	21-4
Opponent scores first	0-0	5-12
Leading after 1st Q	3-0	18-3
Trailing after 1st Q	0-0	2-11
Leading after 2nd Q	4-0	21-5
Trailing after 2nd Q	0-0	4-10
Leading after 3rd Q	4-0	21-2
Trailing after 3rd Q	0-0	4-14
With 100-yd rusher	2-0	11-4
With 100-yd receiver	0-0	11-8
With 300-yd passer	1-0	11-7



WEEK FIVE (SEPT. 28) US LBM COACHES POLL

1)	OHIO STATE	4-0	1,617 (58)
2)	OREGON	5-0	1,559 (6)
3)	MIAMI	4-0	1,484 (1)
4)	OLE MISS	5-0	1,319
5)	TEXAS A&M	4-0	1,223
6)	PENN STATE	3-1	1,192
7)	TEXAS	3-1	1,165
8)	OKLAHOMA	4-0	1,123
9)	INDIANA	5-0	1,059
10)	GEORGIA	3-1	1,006
11)	ALABAMA	3-1	975
12)	IOWA STATE	5-0	919
13)	LSU	4-1	918
14)	TEXAS TECH	4-0	856
15)	TENNESSEE	4-1	728
16)	GEORGIA TECH	5-0	604
17)	VANDERBILT	5-0	502
18)	MISSOURI	5-0	498
19)	FLORIDA STATE	3-1	483
20)	MICHIGAN	3-1	453
21)	NOTRE DAME	2-2	316
22)	ILLINOIS	4-1	287
23)	BYU	4-0	221
24)	ARIZONA STATE	4-1	136
25)	UTAH	4-1	104

WEEK FIVE (SEPT. 28) ASSOCIATED PRESS TOP 25

1)	OHIO STATE	4-0	1,626 (46)
2)	OREGON	5-0	1,589 (16)
3)	MIAMI	4-0	1,529 (4)
4)	OLE MISS	5-0	1,354
5)	OKLAHOMA	4-0	1,313
6)	TEXAS A&M	4-0	1,308
7)	PENN STATE	3-1	1,179
8)	INDIANA	5-0	1,156
9)	TEXAS	3-1	1,071
10)	ALABAMA	3-1	1,057
11)	TEXAS TECH	4-0	967
12)	GEORGIA	3-1	965
13)	LSU	4-1	838
14)	IOWA STATE	5-0	830
15)	TENNESSEE	4-1	697
16)	VANDERBILT	5-0	640
17)	GEORGIA TECH	5-0	549
18)	FLORIDA STATE	3-1	535
19)	MISSOURI	5-0	528
20)	MICHIGAN	3-1	422
21)	NOTRE DAME	2-2	333
22)	ILLINOIS	4-1	271
23)	BYU	4-0	191
24)	VIRGINIA	4-1	125
25)	ARIZONA STATE	4-1	107

MIAMI LOOKING FOR THIRD RANKED WIN IN 2025

• Prior to this season, where Miami has knocked off both #10/#10 Notre Dame and #18/#23 USF, the last time Miami started a year with a 3-0 mark with at least two ranked wins in those first three games was the 1993 season. UM opened the year with wins over then-No. 20 Boston College, Virginia Tech and then-No. 13 Colorado.

• Against #18/#19 Florida State on Saturday, the Hurricanes are looking for their third ranked win in a season, which would mark the first such year since 2009 (wins vs. No. 18 FSU, No. 14 Georgia Tech, No. 8 Oklahoma).

FOLLOW THE BLUEPRINT: CANES ARE ON THE RISE

• Miami reached a number of notable milestones in 2024, its third season under **Mario Cristobal**. The Hurricanes managed only the second 10-win season in the last 20 years at Miami (2017), finished undefeated at home for the first time since 2002 and ended the season inside the Associated Press Top 20 at No. 18 - only its second finish that high since 2005. UM went from five wins (2022, 5-7) to seven (2023, 7-6) to 10 (2024, 10-3) under Cristobal.

• The Hurricanes had 10 NFL Combine invites and its seven NFL Draft picks ranked sixth-most nationally. The Hurricanes had just one NFL Draft pick in the draft prior to Cristobal taking the helm, in 2022 - and it came in the seventh round (Jon Ford, Green Bay Packers).

• Miami won the unofficial "state championship" by beating Florida, FSU and USF in the same year last season.

• QB Cam Ward, the winner of the Davey O'Brien Award and Manning Award as the nation's top quarterback, was selected with the No. 1 overall pick by the Tennessee Titans - it was the third No. 1 overall pick in program history.

BALLHAWK FITZGERALD CONTINUED INT STREAK

• DB **Bryce Fitzgerald** recorded an interception for the second straight game against USF on Sept. 13, picking off Byrum Brown to end what was the nation's longest passing streak without an interception (252 straight attempts).

• After five weeks, Fitzgerald joins Markus Boswell of Akron as the only freshmen to have multiple picks this year.

• Fitzgerald, one of Miami's top performers as a true freshman, had the first interception of his career against Bethune-Cookman on Sept. 6. Both interceptions showcased his elite instincts, which have been praised by staff and teammates. A four-star safety out of Christopher Columbus High School, Fitzgerald debuted vs. Notre Dame.

• For the fourth straight season, the Miami Hurricanes had a player record interceptions in back-to-back games. Fitzgerald, who managed the feat against both Bethune-Cookman (Sept. 6) and USF (Sept. 13), joined Mishael Powell, who did it in 2024, as well as Kam Kinchens, who managed the feat during both 2022 and 2023 seasons.

CANES LEAD THE NATION IN FG PCT. SINCE 2020

• The Hurricanes have been the most accurate field-goal kicking team in the country over the last six seasons. Miami has made 87.7 percent of its field goal attempts since 2020 (100/114), including a 5-for-5 start to 2025.

MESIDOR 2ND IN CAREER SACKS IN ALL OF FBS

• A key member of Miami's defensive line who has been stellar through the first two games of the season, veteran edge rusher Akheem Mesidor is second in all of FBS with 25.5 sacks over the course of his career.

• Now in his sixth year, Mesidor spent the first two seasons of his career (2020-21) at West Virginia before transferring to Miami. He is one of just four players with more than 20 career sacks at the FBS level, joining Trey Moore of Texas (28.5), Mikail Kamara of Indiana (22.5) and Ben Bell of Virginia Tech (20.5).

DANIELS HEADLINES NEW-LOOK WIDEOUT CORPS

• The Hurricanes lost their top-six pass-catchers by receptions from a season ago, when the Hurricanes had the No. 1 offense in the country. Miami's three starting wide receivers were all making their debuts on Aug. 31 vs. Notre Dame: transfers **CJ Daniels** (LSU) and **Keelan Marion** (BYU) as well as true freshman **Malachi Toney**.

• The trio combined for 14 catches totaling 157 yards and two touchdowns in Miami's 27-24 win. Toney was targeted 10 times - more than any other player - while both he and Daniels had touchdown catches.

• Daniels is one of only two active FBS players with 2,500 receiving yards (2,630) and 20 touchdowns (24) over their careers at the FBS level. The other is Arkansas State's Corey Rucker (3,318, 25). Daniels' eye-popping one-handed score vs. ND was named the Crunch Time Play of the Week by the Football Writers Association (FWAA).

• Daniels ranks third among all FBS players with 2,630 career receiving yards, trailing Rucker and Caullin Lacy of Louisville (2,979). Including Daniels, there are only five players in FBS who have 2,500-or-more receiving yards.



MIAMI ONE OF JUST THREE NOT TO TRAIL IN 2025

• The Hurricanes are one of just three teams to not have trailed at any point during the 2025 season, joining Maryland and Texas Tech. The last time the Hurricanes did not trail in their first four games of a season was 2016.

"HURRICANE BAIN" IS POWER 4'S TOP-GRADED DL

• One of the top performers in the nation in his first two years at Miami was DL **Rueben Bain, Jr.**, who enjoyed a dominant rookie campaign that resulted in ACC Defensive Rookie of the Year honors in 2023. That year, the 6-foot-3, 275-pound defensive lineman tallied 44 tackles, 12.5 tackles for loss and 7.5 sacks over 13 games, earning Freshman All-American honors. He was also selected to the All-ACC Third Team.

• The standout junior has twice been named ACC Defensive Lineman of the Week this year; Bain, mentioned by many analysts as a Heisman Trophy candidate, was recognized following standout performances against both Notre Dame (Aug. 31) and Florida (Sept. 20).

• Through five weeks, Bain is graded as the No. 1 defensive lineman (either edge or tackle) by Pro Football Focus at the Power-4 level. He has a 95.8 defensive grade overall and 92.6 run defense grade (also No. 1 in Power-4).

• Bain, who has 21.5 career TFLs, ranks No. 14 nationally among active players in TFL per game (0.83). He has been projected as a top-10 overall pick by multiple prognosticators in advance of the 2026 NFL Draft.

• Bain's uncle, Tolbert Bain, lettered for the Hurricanes from 1984-1987. His older brother, Reggie, is an offensive line graduate assistant. The rising sophomore, who was named to the preseason watch lists for the Bednarik and Lombardi Awards, has a nickname "Hurricane Bain" - a writeup from the Miami Herald on the moniker is below:

• The "Hurricane" started swirling almost 30 years ago, years and years before Rueben Bain was even a thought in his father's mind and long before the elite edge rusher was one of the crown jewels of the Miami Hurricanes.

It all started, fittingly, at "Traz" Powell Stadium in Miami, where Rueben Bain Sr. — just like his son — played his home games and wreaked havoc as a two-way lineman for Carol City. Willie Wilcox, the stadium's iconic public address announcer, gave him the nickname because of his physicality and tenacity, inspired by the story of wrongfully imprisoned boxer Rubin Carter.

It turned out to be something like a premonition from Wilcox. After a solid career with the Chiefs, Bain Sr. graduated, played at Division II Morris Brown College in Atlanta, moved back to Florida, where he started a family. He had a few sons and gave one his own name, and, with it, his own nickname, once Bain Jr. started playing for Miami Central and Wilcox realized who he was. He became the latest in a long line of Bains to star athletically in Miami-Dade County, starting with grandfather Herman Bain, who was a three-sport star at Northwestern.

It turns out, Wilcox had something like a premonition...he also embodied the nickname in a way not even his father could, with four state championships in four years, 58 1/2 sacks across his final two seasons at Central and finally a nod as the MaxPreps Florida Player of the Year on Tuesday." -David Wilson, Miami Herald, December 2022.

BROWN WAS ONE OF JUST 30 IN 1,100/15 CLUB

• Despite having two running backs - **Mark Fletcher, Jr.** and **Jordan Lyle** - that will play massive roles for Miami's offense in 2025, **Mario Cristobal** went out and added one of the best players at the FCS level to the roster this offseason - former North Dakota State running back **CharMar "Marty" Brown** (pronounced like Shemar).

• Brown was one of 30 DI (FBS/FCS) players last season to record at least 1,100 rushing yards and 15 rushing touchdowns last season, and is the only active underclassman among that group. He is a redshirt sophomore.

• Brown, the Jerry Rice Award winner as the top freshman player in Football Championship Division last season, was a member of the Stats Perform, FCS Football Central and Phil Steele FCS Freshman All-America teams. Brown won Missouri Valley Football Conference Newcomer of the Year and Freshman of the Year honors, becoming just the third Bison player and sixth in league history to sweep both awards.

• The Omaha, Neb., native led all FCS freshmen in rushing attempts (244), yards (1,181) and touchdowns (15) and became the first Bison tailback in seven years to eclipse the 1,000-yard mark. He is a 5-11, 220-pound back.

BECK IN ELITE COMPANY W/LATEST 300/3+I GAME

• QB **Carson Beck** became the the fourth Hurricanes quarterback in the last decade to throw for 300 yards (340) and at least three touchdowns (3) and run for a score in the same game, joining Cam Ward (2024), Malik Rosier (2017) and Brad Kaaya (2016).

• Ward, the No. 1 overall pick in the 2025 NFL Draft, had two such performances during his lone season at Miami.

CANES UNDER CRISTOBAL

2025		4-0, 0-0 ACC			
DATE	UM	OPP	OPPONENT	W/L	SCORE
Aug. 31	10	6	Notre Dame	W	27-24
Sept. 6	5	—	Bethune-Cookman	W	45-3
Sept. 13	5	18	USF	W	49-12
Sept. 20	4	—	Florida	W	26-9

2024		10-3, 6-2 ACC			
DATE	UM	OPP	OPPONENT	W/L	SCORE
Aug. 31	19	—	at Florida	W	41-17
Sept. 7	12	—	Florida A&M	W	56-9
Sept. 14	10	—	Ball State	W	62-0
Sept. 21	9	—	at USF	W	50-15
Sept. 27	7	—	Virginia Tech*	W	38-34
Oct. 5	8	—	at California*	W	39-38
Oct. 19	6	—	at Louisville*	W	52-45
Oct. 26	6	—	Florida State*	W	36-14
Nov. 2	5	—	Duke*	W	52-31
Nov. 9	5	—	at Georgia Tech*	L	23-28
Nov. 23	10	—	Wake Forest*	W	42-14
Nov. 30	7	—	at Syracuse	L	38-41
Dec. 28	15	19	Iowa State	L	41-42

2023		7-6, 3-5 ACC			
DATE	UM	OPP	OPPONENT	W/L	SCORE
Sept. 1	—	—	Miami (Ohio)	W	38-3
Sept. 9	—	23	Texas A&M	W	48-33
Sept. 14	22	—	Bethune-Cookman	W	48-7
Sept. 23	20	—	at Temple	W	41-7
Oct. 7	17	—	Georgia Tech*	L	20-23
Oct. 14	25	12	at North Carolina*	L	31-41
Oct. 21	—	—	Clemson*	W (2OT)	28-20
Oct. 28	—	—	Virginia*	W (OT)	29-26
Nov. 4	—	—	at NC State*	L	6-20
Nov. 11	—	4	at Florida State*	L	20-27
Nov. 18	—	9	Louisville*	L	31-38
Nov. 24	—	—	at Boston College*	W	45-20
Dec. 28	—	—	Rutgers*	L	24-31

2022		5-7, 3-5 ACC			
DATE	UM	OPP	OPPONENT	W/L	SCORE
Sept. 3	16	—	Bethune-Cookman	W	70-13
Sept. 10	15	—	Southern Miss	W	30-7
Sept. 17	13	23	at Texas A&M	L	9-17
Sept. 24	—	25	Middle Tennessee St.	L	31-45
Oct. 8	—	—	North Carolina*	L	24-27
Oct. 15	—	—	at Virginia Tech*	W	20-14
Oct. 22	—	—	Duke	L	21-45
Oct. 29	—	—	at Virginia*	W (4OT)	14-12
Nov. 5	—	—	Florida State*	L	3-45
Nov. 12	—	—	at Georgia Tech*	W	35-14
Nov. 19	—	9	at Clemson*	L	10-40
Nov. 26	—	—	Pittsburgh*	L	16-42

MIAMI CAREER NUMBERS & RANKS AT ACTIVE FBS LEVEL

Carson Beck

Passing Yards - 8,884 (No. 2)

Total Offense - 9,148 (No. 6)

Passing Efficiency - 156.98 (No. 4)

CJ Daniels

Receiving Yards - 2,630 (No. 3)

Akheem Mesidor

Total Sacks - 25.5 (No. 2)

Bert Auburn

Made Field Goals - 67 (No. 1)



2024 SCORING DRIVES (1/2)

OPPONENT	PLAYS/YDS	TIME	RESULT
at Florida	11 84	5:39	TD
at Florida	9 70	5:26	FG
at Florida	4 58	1:23	TD
at Florida	8 75	2:36	TD
at Florida	6 75	2:35	TD
at Florida	9 86	3:49	TD
at Florida	6 37	3:14	FG
Florida A&M	2 28	0:33	TD
Florida A&M	7 99	3:30	TD
Florida A&M	7 75	2:51	TD
Florida A&M	9 44	4:51	FG
Florida A&M	7 75	2:27	TD
Florida A&M	3 73	1:11	TD
Florida A&M	9 55	3:34	TD
Florida A&M	6 43	3:11	TD
Florida A&M	14 58	8:05	FG
Ball State	11 71	5:10	FG
Ball State	5 60	2:34	TD
Ball State	7 82	2:51	TD
Ball State	2 53	0:16	TD
Ball State	2 21	0:12	TD
Ball State	6 71	2:27	TD
Ball State	13 63	6:54	FG
Ball State	2 90	0:23	TD
Ball State	3 57	1:14	TD
Ball State	7 60	4:10	TD
at USF	8 75	3:29	TD
at USF	8 90	4:59	TD
at USF	2 80	0:37	TD
at USF	12 80	5:51	TD
at USF	7 80	2:53	TD
at USF	10 80	5:36	TD
at USF	3 96	1:39	TD
Virginia Tech	5 73	2:35	TD
Virginia Tech	3 52	0:59	TD
Virginia Tech	2 15	0:15	FG
Virginia Tech	8 89	3:32	TD
Virginia Tech	9 70	3:25	TD
Virginia Tech	10 57	5:50	TD
at Cal	5 63	3:01	TD
at Cal	10 47	4:36	FG
at Cal	12 75	5:04	TD
at Cal	11 75	3:45	TD
at Cal	9 70	2:38	TD
at Cal	6 92	1:16	TD
at Louisville	12 34	5:10	FG
at Louisville	5 70	2:04	TD
at Louisville	4 79	1:17	TD
at Louisville	14 75	6:39	TD
at Louisville	6 75	3:40	TD
at Louisville	5 80	1:59	TD
at Louisville	11 80	6:11	TD
Florida State	7 67	2:29	TD
Florida State	13 95	5:00	TD
Florida State	18 88	6:36	FG
Florida State	11 30	5:04	FG
Florida State	7 31	2:37	FG
Florida State	11 55	7:12	TD
Florida State	5 83	1:59	TD

*continues on next page of notes on side bar

MIAMI MAKES IT FOUR STRAIGHT YEARS OF 2-0

• With a 45-3 win over Bethune-Cookman on Sept. 6, the Hurricanes opened the season with a 2-0 start for the fourth straight year - something it has not done since a four-season span from 2001 to 2004 (2022-2025).

CANES ARE DOMINATING NON-CONFERENCE FOES

• Miami has won 12 straight regular season games against non-conference opponents, finishing 4-0 in each of the last three seasons (2023, 2024, 2025). That is its longest streak since a 15-game run between 2000 and 2003.

THREE TRUE FRESHMEN MADE DEBUTS IN OPENER

• WR **Malachi Toney**, WR **Joshua Moore** and DB **Bryce Fitzgerald** made their collegiate debuts on August 31.

WINNING THE TURNOVER BATTLE CRUCIAL VS. ND

• Notre Dame led the country in turnovers gained in 2024 and were No. 5 in turnover margin. In its win over the No. 6 Irish, Miami had zero turnovers on offense. That marked the third time Miami defeated an AP Top 10 team this century while not giving the ball away, along with 2017 against No. 3 Notre Dame and 2004 at No. 10 Virginia

UM EARNS HIGHEST PRESEASON RANK SINCE 2018

• Bolstered by the addition of several impressive newcomers and anchored by a talented group of returning veterans, the Hurricanes were ranked in the top 10 of both preseason polls - checking in at No. 10 in both the US LBM Coaches Poll and Associated Press rankings. Miami's ranking inside the top 10 marked its highest preseason in seven years; the Hurricanes opened the 2018 season ranked No. 8/8.

• The Hurricanes opened the 2024 season at No. 19 in the poll and found their name in every top 25 ranking of the season. The Hurricanes reached as high as No. 4 and ended No. 18 in the final poll, its highest since 2017 (#13). Miami was not ranked in the 2023 preseason polls, but were ranked in the 2022 preseason polls in Cristobal's first year as head coach, checking in at No. 16 in that year's coaches poll and No. 17 in the AP top 25.

CRISTOBAL SHAKES UP MIAMI DEFENSIVE STAFF

• In addition to hiring **Corey Hetherman** as defensive coordinator, **Mario Cristobal** made significant changes to his defensive staff entering 2025. **Zac Etheridge** was hired as defensive pass game coordinator / defensive backs coach (from Houston), **Will Harris** was hired as safeties coach (from Florida) and **Damione Lewis** was hired as defensive tackles coach (from Colorado). The only returning coach, **Jason Taylor**, is Miami's defensive line coach / defensive pass rush coordinator. Four of five coaches were replaced on the defensive side of the ball.

"FREAK" MAUIGOA AN OUTLAND CANDIDATE AT RT

• Miami standout offensive tackle **Francis Mauigoa** was ranked No. 16 in Bruce Feldman's annual "Freaks" list:

"The former five-star has started all 26 games at right tackle that he's played at Miami since arriving. Last season, Mauigoa earned All-ACC second-team honors. The 6-6, 335-pounder clocked a 1.57 flying 10-yard split. His power output registered almost 10,000 watts, by far the most on the team, almost 1,000 watts more than the next player. Last year, Mauigoa measured at 9,274 watts. His max velocity is 18 mph and his vertical jump is 30 1/2 inches."

• Mauigoa - who was listed as a Preseason All-American by multiple outlets, a preseason candidate for the Outland Trophy, Lombardi Trophy and earned All-ACC honorsshowed marked improvement as a pass blocker during his sophomore campaign, allowing just two combined sacks/hits on 534 pass-blocking snaps according to PFF.

• A former five-star recruit out of American Samoa by way of IMG Academy, Mauigoa was the only FBS tackle with two or fewer knockdowns allowed on 500-plus pass-blocking snaps. He is projected as a top-10 NFL pick in 2026.

NEW-LOOK DB ROOM MAKING PRESENCE FELT

• After a disappointing season by Miami's secondary in 2024, the Hurricanes added a number of key players who look to transform the unit's chances in 2025. A bright spot in the group was CB **OJ Frederique**, a Freshman All-America honoree by several outlets last season, who figures to play a key role in the secondary.

• The Hurricanes infused the room with several highly impressive players via the transfer portal, including CB **Xavier Lucas**, who impressed at Wisconsin in his true freshman season in 2024, as well as S **Zechriah Poyser**, a 2024 Freshman All-America as a redshirt freshman at Jacksonville State.

• S **Jakobe Thomas** (Tennessee) and nickel **Keionte Scott** (Auburn) have started all four games in the Miami secondary. Other key pieces are CB **Ethan O'Connor** from Washington State, and CB **Damari Brown**, who missed nearly all of 2024 with an injury.



2024 SCORING DRIVES (2/2)

OPPONENT	PLAYS/YDS	TIME	RESULT
Duke	8 77	3:00	TD
Duke	8 45	3:27	TD
Duke	12 67	6:17	FG
Duke	7 69	2:40	TD
Duke	7 38	3:16	TD
Duke	2 51	0:49	TD
Duke	2 68	0:45	TD
Duke	3 30	1:29	TD
at Georgia Tech	2 75	0:50	TD
at Georgia Tech	8 44	2:35	FG
at Georgia Tech	9 83	3:48	TD
at Georgia Tech	7 78	2:17	TD
Wake Forest	13 84	6:22	TD
Wake Forest	8 53	3:39	FG
Wake Forest	11 71	1:42	FG
Wake Forest	5 43	2:37	TD
Wake Forest	3 25	1:27	TD
Wake Forest	4 85	2:12	TD
at Syracuse	9 75	4:14	TD
at Syracuse	7 63	3:04	TD
at Syracuse	8 93	3:38	TD
at Syracuse	8 75	3:19	TD
at Syracuse	8 75	3:45	TD
at Syracuse	13 65	5:34	FG
Iowa State	1 75	0:13	TD
Iowa State	7 75	4:22	TD
Iowa State	9 75	3:49	TD
Iowa State	3 72	1:15	TD
Iowa State	12 55	3:30	FG
Iowa State	10 71	6:01	TD

2025 SCORING DRIVES

OPPONENT	PLAYS/YDS	TIME	RESULT
Notre Dame	8 70	2:43	TD
Notre Dame	10 75	5:09	TD
Notre Dame	12 75	7:37	TD
Notre Dame	4 8	2:13	FG
Notre Dame	10 46	2:17	FG
Bethune-Cookman	5 90	1:58	TD
Bethune-Cookman	9 74	4:33	TD
Bethune-Cookman	8 68	4:08	TD
Bethune-Cookman	11 71	2:24	TD
Bethune-Cookman	9 75	4:21	TD
Bethune-Cookman	5 69	1:57	TD
Bethune-Cookman	13 67	6:11	FG
USF	9 75	5:26	TD
USF	9 85	4:31	TD
USF	3 75	1:11	TD
USF	6 25	3:03	TD
USF	6 91	3:33	TD
USF	9 75	5:44	TD
USF	7 57	2:20	TD
Florida	7 56	3:31	TD
Florida	16 37	8:19	FG
Florida	10 52	3:22	FG
Florida	13 80	7:12	TD
Florida	4 22	1:01	TD

HETHERMAN HIRED AS DEFENSIVE COORDINATOR

- **Mario Cristobal** announced the hiring of Minnesota Golden Gophers defensive coordinator **Corey Hetherman** to the same post in January 2025. Hetherman arrived in Coral Gables after a dominant lone season at Minnesota.
- Under Hetherman's direction, the Gophers ranked No. 9 nationally in points allowed (16.9 per game), No. 5 nationally in total defense (285.7 yards per game), No. 9 in passing defense (176.1) and No. 12 in rushing defense (109.6).
- Hetherman was hired by Minnesota after spending two seasons (2022-23) as Rutgers' linebacker coach. Hetherman spent 2019-21 at James Madison as the defensive coordinator. His defense ranked in the top 10 in both total defense and scoring defense in all three years he was there.
- A native of Oxford, Massachusetts, Hetherman was promoted to Associate Head Coach and was named the AFCA FCS Assistant Coach of the Year after James Madison finished with the No. 2 defense in the nation.

What They're Saying:

DC Corey Hetherman: "We're going to be aggressive. We want to be an attacking style defense. We're going to be very multiple...we're going to be an attacking, aggressive style defense and we're going to try and dictate the tempo."

HC Mario Cristobal: "He is an elite coach, individual, and teacher. That is the most valuable thing when it comes to coaching. A guy has to be able to teach and connect. Every single day, he finds a way to make those guys better so that their buy-in is really, really high. You see it in the way we communicate and the way we run to the football. We are not all the way yet, but it is exciting to watch that defense progress."

DL Akheem Mesidor: "I love Coach Hetherman. He's a great teacher. He's just an aggressive guy, as you guys can see in his interviews. But he really just gets it down to the point. He's a technician; anything you have, he'll probably answer your question before you ask it. But he's an amazing person, a great coach, and he just lets us play free, play fast."

LB Wesley Bissainthe: "It starts from meetings. He's emphasizing communication. 'Communication, swarm, violence' every day in meetings, so that when we come out here, we already know it. And from the start of practice to the end of practice, he's hollering 'Communication.'"

DAWSON LED MOST EXPLOSIVE OFFENSE IN FBS

- In his second year at the helm of Miami's offense in 2024, OC **Shannon Dawson** orchestrated the nation's No. 1 unit in both points per game (43.9) and yards (537.2).
- The Hurricanes ended the 2024 ranked No. 2 nationally in both plays of 10-or-more yards (249) and 20-or-more-yards (99). In each category, Miami trailed a team that had played 16 games compared to their 13 - Penn State (253 of 10-or-more) and Texas (108 of 20-or-more).
- The Hurricanes had 10 games of 500-or-more yards in the 2024 regular season, marking only the sixth time in the previous decade (since 2014) an FBS team has had 10-or-more games of 500-or-more yards of offense; Alabama (2018, 11), LSU (2019, 10), Oklahoma (2018, 10), Oklahoma (2017, 10) and Baylor (2014, 10).
- Miami's offense, anchored by QB Cam Ward – who went on to win the Davey O'Brien Award, the Manning Award and ACC Player of the Year honors – helped lead the Hurricanes to their first 10-win season since 2017.
- Miami's offense was among the nation's most improved in its first season under Dawson's direction in 2023, with a jump to No. 25 in total offense (up from No. 85 in 2022), No. 22 in yards per play (from No. 67) and No. 35 in scoring offense (from No. 96).

UM WAS ELITE IN '24 2ND HALVES, 4TH QUARTERS

- Miami ended the season ranked No. 2 in both second-half point differential (+12.62) and fourth-quarter point differential (+8.54) last season. In both categories, the Hurricanes trailed only Indiana (+9.08 in fourth quarter, +13.31 in second halves).

UM 1 OF 7 TO RANK IN T-25 OF TOTAL O+D IN 2024

- Miami ended the regular season ranked in the top 25 of both total offense (#1) and total defense (#24) at the conclusion of the regular season - five of the other seven schools to qualify for the list were College Football Playoff teams, and the only other team to do so was Ole Miss, who also narrowly missed out on a CFP berth. Miami was listed as the second team out of the College Football Playoff Field in 2024.



MIAMI IN SEASON OPENERS

MODERN ERA OF UM FOOTBALL (1979)

YEAR	UM	OPP TEAM	W/L	SCORE
1979	—	— Louisville	W	24-12
1980	—	— at Louisville	W	24-10
1981	—	17 Florida	W	21-20
1982	15	16 at Florida	L	14-17
1983	—	— at Florida	L	3-28
1984	10	1 Auburn (New Jersey)	W	20-18
1985	—	5 Florida	L	23-35
1986	3	— at South Carolina	W	34-14
1987	10	20 Florida	W	31-4
1988	6	1 Florida State	W	31-0
1989	3	— at Wisconsin	W	51-3
1990	1	16 at BYU	L	21-28
1991	3	— at Arkansas	W	31-3
1992	1	23 at Iowa	W	24-7
1993	4	20 at Boston College	W	23-7
1994	6	— Georgia Southern	W	56-0
1995	12	— at UCLA	L	8-31
1996	11	— at Memphis	W	30-7
1997	14	— at Baylor	W	45-14
1998	—	— East Tennessee St.	W	66-17
1999	12	9 Ohio State (New Jersey)	W	23-12
2000	6	— McNeese State	W	61-14
2001	2	— at Penn State	W	33-7
2002	1	— Florida A&M	W	63-17
2003	3	— at Louisiana Tech	W	48-9
2004	5	4 Florida State	W (OT)	16-10
2005	9	14 at Florida State	L	7-10
2006	11	11 Florida State	L	10-13
2007	—	— Marshall	W	31-3
2008	—	— Charleston Southern	W	52-7
2009	—	18 at Florida State	W	38-34
2010	13	— Florida A&M	W	45-0
2011	—	— at Maryland	L	24-32
2012	—	— at Boston College	W	41-32
2013	—	— FAU	W	34-6
2014	—	— at Louisville*	L	13-31
2015	—	— Bethune-Cookman	W	45-0
2016	—	— Florida A&M	W	70-0
2017	18	— Bethune-Cookman	W	41-13
2018	8	24 LSU (Arlington, Texas)	L	17-33
2019	—	8 Florida (Orlando)	L	20-24
2020	—	— UAB	W	31-14
2021	14	1 Alabama (Atlanta)	L	13-44
2022	16	— Bethune-Cookman	W	70-13
2023	—	— Miami (OH)	W	38-3
2024	19	— at Florida	W	41-17
2025	10	6 Notre Dame	W	27-24

Opening At Home: 20-2

Opening On Road: 13-7

Opening at Neutral Site: 2-3

Combined Since 1979: 34-12

***1979 is the year Howard Schnellenberger arrived to the University of Miami as head coach, jumpstarting what is considered the modern era of Miami Hurricanes Football.

***Prior to Schnellenberger's arrival, Miami was 33-19 in season openers dating back to its first year of football in

DOMINANT O-LINE PLAY A CRISTOBAL HALLMARK

• The Hurricanes' offensive line was one of 22 groups named to the midseason honor roll for the Joe Moore Award honoring the nation's top unit in 2024. Despite missing two players who started the opener for a five-game stretch, Miami made the cut for the second straight year. **Mario Cristobal's** OL won the award at Alabama in 2015.

• Miami returns three starters from an offensive line that keyed the way for the No. 1 offense in FBS by nearly every metric last season: RT **Francis Mauigoa** (started all 26 games of his career), RG **Anez Cooper** (30 career starts, including 26 straight) and LG **Matt McCoy** (12 starts last year).

• In addition to those three starters, Miami also received significant contributions from LT **Markel Bell** - who made five starts last year in place of an injured Jalen Rivers in his first season at Miami in 2024 - and LG **Ryan Rodriguez**, who started the season opener against Florida before suffering a season-ending injury.

• According to SportSource Analytics, Miami ranked No. 3 in the country and No. 1 in FBS last year in offensive line efficiency at 109.2. Only teams ahead of Miami were New Mexico (134.5) and Army (110.5). Offensive Line Efficiency is a combination of five key metrics: tackle for loss percentage allowed (6.1%), sack percentage allowed (4.7%), percentage of rushes that went for four-plus yards (49.6%) and first down conversion percentage on 3rd & 4th Down runs where the necessary yardage was 1-2 yards (85.7% on third [24/28], 100% on fourth [6/6]).

• Miami added one of the top centers in the transfer portal for the third straight year this offseason, with C **James Brockermeyer** signing on from the Hurricanes for TCU. In his lone season in Fort Worth, Brockermeyer was All-Big 12 Honorable Mention. He allowed just one sack and eight quarterback pressures in 2024 according to PFF. Prior to adding Brockermeyer, Miami added Zach Carpenter (Indiana) in 2024 and Matt Lee (UCF) in 2023.

• During 13 of his 16 full seasons as head coach, Cristobal has entrusted **Alex Mirabal** with the development of the offensive line with stops at FIU, Oregon and now Miami. The two coaches, who met during their playing days at Christopher Columbus in Miami, were in each other's wedding parties - Cristobal was Mirabal's 'best man.'

HURRICANES WERE AMONG BEST IN FBS IN 2024

• At the conclusion of the regular season, the Hurricanes ranked among the nation's elite on both sides of the ball.

Offensive Stats	Average/Total	ACC Rank	National Rank
Third Down Conversion	.565	1st	1st
Total Offense	538.3	1st	1st
First Downs	327	1st	1st
Yards Per Play	7.4	1st	1st
Scoring Offense	44.2	1st	1st
Passing Offense	358.3	2nd	2nd
Team Passing Efficiency	172.04	1st	4th
Red Zone Offense	.918	1st	15th

UM "O" HAD FEWEST "3-&-OUT" IN '24...BY A LOT!

• Miami's offense was among the best in the nation last year, and against FBS competition, Miami's offense went three-and-out on just 5.8% of drives in 2024 - ranking as the best mark in the country by a wide margin.

• Only two other teams in the nation had a three-and-out percentage of less than 10% on offense - No. 1 Miami (5.8%), No. 2 LSU (9.16%) and Texas State (9.59%).

• The Hurricanes averaged 3.15 points per possession - the best in FBS - and averaged 1.61 plays per point - the second-most efficient in the nation behind Indiana (1.59). The Hurricanes punted on only 18.2% of possessions - marking the only team under 20% in FBS in 2024.

CANES REEL IN #1 RANKED ACC CLASS YET AGAIN

• For the third straight year, the Miami Hurricanes reeled in the best recruiting class in the ACC by the 247Sports rankings in 2024. The Hurricanes' incoming group was ranked No. 13 in the nation.

• Miami's 2025 class, inked in December 2024, was the top-rated group in the ACC for the third consecutive cycle.

• Miami's group featured eight players ranked in the Top247 rankings: DL **Hayden Lowe** (No. 16), RB **Girard Pringle, Jr.** (No. 151), OL **Seuseu Alofaituli** (No. 163), TE **Brock Schott** (No. 174), WR **Joshua Moore** (No. 193), DL **Herbert Scroggins** (No. 195), DB **Bryce Fitzgerald** (No. 237) and QB **Luke Nickel** (No. 247).

• The Hurricanes' 2024 group ranked No. 6 in the nation, while its 2023 group - the first full cycle under Cristobal - was ranked No. 8. According to Pick Six Previews, Miami was one of just 14 programs to sign a top 25 high school recruiting class and transfer class and one of just six to do it in three consecutive years - 2023, 2024 and 2025.



A "MENACE" REUNITES WITH HIS FORMER COACH

• One of Miami's key additions via the transfer portal came in the second window following spring practice, when the Hurricanes added former Rutgers standout Mo Toure (pronounced tur-RAY) to its linebacker room.

• Toure had a breakout 2023, playing in all 13 games for Rutgers and making eight starts during that season. Then under now Miami defensive coordinator Corey Hetheman (then Rutgers linebackers coach), Toure was second on the team with 93 tackles and led the Scarlet Knights with nine-and-a-half tackles for loss. He also played in Rutgers' 2023 Pinstripe Bowl win over Miami. Toure has started both games at linebacker for Miami in 2025.

• Toure, who has the moniker "Mo The Menace," was named to the Butkus Award watch list in 2024, but suffered ACL injuries that ended his 2022 and 2024 seasons. Toure is in his seventh season of college football. He picked Miami over offers from Indiana, North Carolina and Penn State out of the transfer portal.

• **Mario Cristobal on Toure:** "There is a ton of versatility with Mo. He is very physical. He is large at 240 pounds and he has produced in the Big Ten at a high level. We have a motivated version of Mo and I am excited to see what that looks like. He is physical at the point of attack and a really good tackler."

CONTINUING THE TREND: UM WINNING T.O.P BATTLE

• While Miami's offense was among the most prolific throughout the 2024 regular season, the Hurricanes also methodically controlled the clock last season, ranking No. 9 in "T.O.P". Miami is ranked No. 12 in 2025 (33:38) so far.

Team	Average TOP
1) Army	35:42
2) Air Force	33:50
3) Memphis	33:48
4) Syracuse	33:42
5) Oregon State	33:09
6) Tulane	33:05
7) Missouri	33:01
8) NIU	32:52
9) Miami	32:45
10) Iowa State	32:32

WE RUN THIS STATE: HURRICANES LEAD THE WAY

• Among what is commonly referred to as the "Big Three" programs in the Sunshine State - Miami, Florida and Florida State, the Hurricanes are now the all-time state leaders in both wins vs. in-state opponents and winning percentage. UM's win against Florida was its 100th and propelled UM to the best winning percentage in the state.

Opponents	Miami	FSU	Florida
Bethune-Cookman	7-0	1-0	----
Florida	31-27	28-38-2	XXXX
Florida A&M	11-1	----	1-0
Florida State	36-33	XXXX	38-28-2
Florida Atlantic	3-0	----	4-0
Florida International	3-1	----	1-0
Miami	XXXX	33-35	27-31
Stetson	5-5-2	6-1-1	15-2-2
UCF	2-0	1-0	2-1
USF	7-1	3-1	3-0
Record	105-68-2	72-75-3	91-62-4
Winning pct	.601	.493	.593

51 YEARS AND COUNTING FOR #NFLU STREAK

• With seven players selected in the 2025 NFL Draft, the Miami Hurricanes extended their streak to 51 consecutive years with at least one pick. The Hurricanes trail only Michigan (1939), USC (1939) and Florida (1952) in consecutive years with at least one pick; Miami's streak began in 1975 and continued in 2025.

CRISTOBAL'S PROVEN TRACK RECORD STACKS UP

• **Mario Cristobal** is one of only six active FBS head coaches to have won multiple conference titles at the Power-4 or Power-5 level, which he did at Oregon (2019, 2020) before his departure to Miami.

HONORARY CAPTAINS:

Florida (Sep. 20)	QB Brock Berlin
USF (Sep. 13)	DL Darin McMurray
Bethune-Cookman (Sep. 6)	DB Mike Rumph
Notre Dame (Aug. 31)	WR Andre Johnson

AROUND THE ACC:

TEAM	OVERALL	ACC
Georgia Tech	5-0 1.000	2-0 1.000
Virginia	4-1 .800	2-0 1.000
Duke	3-2 .600	2-0 1.000
Louisville	4-0 1.000	1-0 1.000
California	4-1 .800	1-0 1.000
Virginia Tech	2-3 .400	1-0 1.000
Syracuse	3-2 .600	1-1 .500
Stanford	2-3 .400	1-1 .500
NC State	3-2 .600	1-2 .333
Miami	4-0 1.000	0-0 .000
North Carolina	2-2 .500	0-0 .000
SMU	2-2 .500	0-0 .000
Florida State	3-1 .750	0-1 .000
Pittsburgh	2-2 .500	0-1 .000
Wake Forest	2-2 .500	0-2 .000
Boston College	1-3 .250	0-2 .000
Clemson	1-3 .250	0-2 .000



FORMER RETIRED NUMBERS HONORED BY CANES

• For the second straight year since originally many of them were originally retired, jersey numbers 10 (**Raul Aguirre, Jr. & Malachi Toney**) and 42 (**Artavius Jones**) will be worn by Hurricanes on the field in 2025. In addition, two other retired numbers - 14 (**Hayden Lowe**) and 13 (**Bryce Fitzgerald & Daylyn Upshaw**) will also be worn.

• There are patches honoring George Mira Sr. (#10), Jim Dooley (#42), Gino Torretta (#13) & Vinny Testaverde (#14), whose numbers are among the most recognizable in UM history and came out of retirement in 2024.

From their respective University of Miami Sports Hall of Fame bios:

George Mira, Sr.

"Mira Sr. will long be remembered by Hurricane fans as one of Miami's greatest quarterbacks and perhaps the 'Canes greatest player ever. In his three year career, Mira set numerous passing records, some of which are still in the record books. During his career, Miami once again gained national prominence, reaching the 1961 Liberty Bowl, the first bowl appearance in 19 years. Mira was the quarterback and passer for the '60's, he could drop back and pass and scramble when he had to, which earned him his nickname "The Matador". In 1962 Mira lead the Hurricanes to the Gotham Bowl in New York City and proved to the country that he was the real deal"

Jim Dooley



"Jim Dooley is a football legend at the University of Miami. Dooley was the first Hurricane football player to have his jersey number retired, #42, the first Hurricane player to be selected in the first round of the NFL draft, to the Chicago Bears, in 1952, and the first, and only, UM player to be an NFL head coach. Jim came to the University of Miami in 1947 after a stellar high school career at Miami High. As a junior and senior Dooley was a true "sixty minute man" playing both offense and defense. He set several records during his UM days, 17 interceptions on defense and over 1,000 yards rushing on offense. In 1951, Dooley intercepted 10 passes and was named first-team All-American by the Associated Press. Dooley played in both the 1951 Orange Bowl Classic and the 1952 Gator Bowl where he earned MVP honors and setting a Gator Bowl record with 4 interceptions"

Vinny Testaverde

Vinny Testaverde came to the Hurricanes by way of Elmont, New York in the fall of 1982. Vinny was the first player in U.M. history to win the Heisman Trophy, 1986. Vinny is one of only a handful of Hurricane football players to have his number retired (14). On the career lists Vinny ranked, at the time, second in passing yardage, (6,058), tied with Steve Walsh for first in touchdown passes (48) and fourth in pass completions (413). In addition to winning the Heisman Trophy, he also won the Davey O'Brien Award, the Walter Camp Player of the Year Award, the Maxwell Award and was voted a consensus first-team All-American. As a starter, Vinny led the Hurricanes to a 21-1 regular season mark over two years. Testaverde was selected the first pick in the 1987 NFL draft by the Tampa Bay Buccaneers and played on several other NFL teams during his long, and successful, career.

Gino Torretta

"Gino Torretta capped an illustrious collegiate career by bringing the prestigious Heisman Trophy award back to the Coral Gables campus in 1992. The 1992 season was to be Gino Torretta's coronation as the Heisman favorite. But the season started amidst disaster as Hurricane Andrew ripped through South Florida just 12 days before the season opener at Iowa. Dealing with the emotional aftermath, Gino led the Hurricanes to a 24-7 win over the Hawkeyes on national television by passing for 433 yards and two touchdowns. If there was a game that typified his career it was the win against Florida State. Miami trailed 16-10 with 9:05 left in the fourth period when Gino led the Hurricanes on a 58-yard scoring drive to take the lead. Torretta took every award available to him in '92: the Maxwell Award (best overall player), Davey O'Brien Award (top quarterback), Unitas Award (top senior quarterback), consensus All-American, and every Player of the Year Award."





HEAD COACH MARIO CRISTOBAL

FOURTH SEASON | MIAMI, 1993

Career Record: 88-76 | UM Record: 26-16 | ACC Record: 12-12

Mario Cristobal, who helped lead the University of Miami to two national championships in 1989 and 1991 as a standout offensive lineman, was named the University's 26th football head coach on December 6, 2021.

One of college football's most highly regarded coaches, Cristobal returned to his alma mater after leading the University of Oregon to three straight Pac-12 Conference championship game appearances and two Pac-12 titles. He is the only coach in the nation whose team has played in a Power Five conference championship game in each of the past three seasons before arriving at Miami.

The Hurricanes showed tremendous growth from Year 1 to Year 2 under Cristobal's direction; Miami was No. 24 in total defense and No. 31 in total offense in all of FBS in 2023, jumping 40 spots in total defense (up from No. 64) and 60 spots in total offense (up from No. 85). Miami pulled in the top two recruiting classes in program history in the modern era by every ranking in his two full cycles - the No. 7 class in the nation in 2023 and the No. 4 class in 2024.

Cristobal brought more than 20 years of FBS coaching experience to Coral Gables, including 10 as a head coach. He compiled a 35-13 record at Oregon, leading the Ducks to consecutive Pac-12 titles in 2019 and 2020. Oregon advanced to three straight conference championship games from 2019 to 2021 and earned bowl-game appearances in each of Cristobal's seasons in Eugene, highlighted by a Rose Bowl victory that capped a 12-win season and No. 5 ranking in the final Associated Press and AFCA Coaches polls in 2019. Cristobal was named the Associated Press Pac-12 Coach of the Year for his efforts that season.

Over Cristobal's first three seasons in Eugene, Oregon players earned 44 all-conference selections and 14 players were selected in the NFL Draft, including first-round selections in each of the past three drafts. With the selections of Kayvon Thibodeaux (2022), Penei Sewell (2021) and Justin Herbert (2020), Cristobal is one of only two active head coaches to produce top-10 picks in each of the last three drafts.

During his tenure as both an assistant and head coach at Oregon, two players—Noah Sewell and Thibodeaux—earned Pac-12 Defensive Freshman of the Year honors, and three players—Thibodeaux, Penei Sewell, and Tyrell Crosby—earned the Morris Trophy, awarded to the Pac-12's best offensive and defensive linemen. Cristobal served as Oregon's co-offensive coordinator, run-game coordinator, and offensive line coach during the 2017 season before being elevated to head coach.

Cristobal's national title-winning pedigree isn't limited to his time as a player. At Alabama, where he served as assistant head coach, offensive line coach, and recruiting coordinator, he helped lead the Crimson Tide to the national championship in 2015 and a runner-up finish the following season. During his four years in Tuscaloosa, from 2013 to 2016, five Alabama offensive linemen were selected in the NFL Draft and, with Cristobal's tutelage, the 2015 offensive line unit won the inaugural Joe Moore Award, given to the most outstanding offensive line unit in the nation.

Cristobal's move to Miami brings his coaching career full circle. A son of South Florida who played prep football at nearby Christopher Columbus High School, he launched his coaching career as a graduate assistant coach at Miami from 1998 to 2000 under head coach Butch Davis. He served as an assistant coach at Rutgers from 2001 to 2003 and then returned to Miami as an assistant coach from 2004 to 2006 under head coach Larry Coker.

In 2007, Cristobal was named head coach at Florida International University, becoming the first Cuban American head coach in FBS history. He inherited a struggling FIU program that had been winless the year before his arrival and, in just his fourth season, led it to the Sun Belt Conference title and a bowl-game victory.

Cristobal, who played his Hurricanes career under coaches Jimmy Johnson and Dennis Erickson, was an All-Big East selection in 1992. He is a double-alumnus of the University of Miami, earning a bachelor's degree in business administration and a master's degree from the University. Cristobal was born in Miami on Sept. 24, 1970. He and his wife, Jessica, married in June 2006 and are the parents of two sons, Mario Mateo and Rocco.

MARIO CRISTOBAL FILE

Hometown: Miami, Fla.

College: Miami, 1993

Birthdate: September 24, 1970

Wife: Jessica

Children: Mario Mateo, Rocco

Miami (Graduate Assistant), 1998-2000

Rutgers (Offensive Tackles / Tight Ends),
2001-2002

Rutgers (Offensive Line), 2003

Miami (Tight Ends), 2004-2005

Miami (Offensive Line), 2006


FIU (Head Coach), 2007-2012

**Alabama (Assistant Head Coach / Offensive
Line),** 2013-2016

**Oregon (Co-Offensive Coordinator / Of-
fensive Line),** 2017

Oregon (Head Coach) - 2018-2021

Miami (Head Coach) - 2022 -





SINGLE GAME RECORDS

RUSHING

RUSHING ATTEMPTS

PLAYER	OPPONENT, DATE	ATT
1. Ottis Anderson	at Florida, 12/2/78	39
Edgerrin James	UCLA, 12/5/98	39
Willis McGahee	Virginia Tech, 12/7/02	39
4. Clinton Portis	at Boston College, 11/10/01	36
5. Clinton Portis	at Virginia Tech, 12/1/01	34
6. Lorenzo Roan	East Carolina, 11/8/80	33
Edgerrin James	at Boston College, 10/18/97	33
James Jackson	Penn State, 9/18/99	33
Dallas Crawford	at North Carolina, 10/17/13	33
10. Woody Thompson	Boston College, 10/12/73	32
Willis McGahee	at West Virginia, 10/26/02	32

RUSHING YARDS

PLAYER	OPPONENT, DATE	ATT	YDS
1. Edgerrin James	UCLA, 12/5/98	39	299
2. Edgerrin James	at Boston College, 10/18/97	33	271
3. Duke Johnson	at Virginia Tech, 10/23/14	29	249
Lorenzo Roan	East Carolina, 11/8/80	33	249
5. Willis McGahee	Virginia Tech, 12/7/02	39	205
6. Willis McGahee	at Florida, 9/7/02	24	204
Mark Walton	Toledo, 9/23/17	11	204
8. Jason Geathers	Florida A&M, 8/31/02	22	199
9. Frank Gore	at Virginia, 11/13/04	28	195
Tyrone Moss	North Carolina, 10/29/05	24	195

RUSHING AVERAGE

MINIMUM 4 ATTEMPTS

PLAYER	OPPONENT, DATE	ATT	AVG
1. Jack Losch	Bucknell, 11/11/55	4	39.3
2. Al Shipman	Georgia Southern, 9/3/94	5	26.0
3. Frank Gore	West Virginia, 10/25/01	6	20.7
4. Walter Watt	at St. Louis, 10/16/42	6	20.3
5. Mark Walton	Toledo, 9/23/17	11	18.5
6. Larry Jones	at Pittsburgh, 11/6/93	8	16.9
7. Jack Losch	Boston College, 11/4/55	8	16.3
8. Duke Johnson	Cincinnati, 10/11/14	10	16.2
Eddie Dunn	Spring Hill, 10/8/37	8	16.2
10. Eddie Dunn	Georgia Southern, 10/1/37	11	15.9

TOUCHDOWNS

PLAYER	OPPONENT, DATE	TD
1. Willis McGahee	Virginia Tech, 12/7/02	6
2. Bill L'Italien	Piedmont, 10/28/32	5
3. Mark Walton	FAU, 9/10/16	4
Melvin Bratton	Boston College, 11/23/84	4
Alonzo Highsmith	at Notre Dame, 10/6/84	4
Willis McGahee	at Temple, 9/14/02	4
Tyrone Moss	North Carolina, 10/29/05	4

LONGEST RUSH FROM SCRIMMAGE

PLAYER	OPPONENT, DATE	YDS
1. Jordan Lyle	at USF, 9/21/24	91
2. Duke Johnson	North Carolina, 11/1/14	90
Jack Losch	Bucknell, 11/11/55	90
4. Larry Jones	at Pittsburgh, 11/6/93	88
5. Mike Vacchio	Florida State, 10/5/51	87
7. Danyell Ferguson	at Boston College, 11/11/95	85
7. Harry Ghoul	Florida, 11/21/47	82
Al Shipman	Georgia Southern, 9/3/94	82
Clinton Portis	McNeese State, 8/31/00	82
Mark Walton	Toledo, 9/23/17	82

PASSING

COMPLETIONS

PLAYER	OPPONENT, DATE	ATT	CMP
1. Tyler Van Dyke	North Carolina, 10/8/22	57	42
2. D'Eriq King	Michigan State, 9/18/21	59	38
3. Brock Berlin	West Virginia, 10/2/03	54	37
4. Cam Ward	at California, 10/5/24	53	35
5. Steve Walsh	vs. Arkansas, 11/26/88	50	33
6. Brad Kaaya	Pittsburgh, 11/5/16	47	32
Gino Torretta	San Jose State, 10/14/89	49	32
Craig Erickson	at California, 9/15/90	47	32
Ryan Collins	Memphis, 11/27/93	54	32
10. Steve Walsh	at Notre Dame, 10/15/88	50	31
Gino Torretta	at Iowa, 9/5/92	51	31
Stephen Morris	at Georgia Tech, 9/22/12	52	31
Tyler Van Dyke	at North Carolina, 10/14/23	48	31

ATTEMPTS

PLAYER	OPPONENT, DATE	COMP	ATT
1. D'Eriq King	Michigan State, 9/18/21	38	59
2. Tyler Van Dyke	North Carolina, 10/8/22	42	57
3. Ryan Collins	Memphis, 11/27/93	32	54
Brock Berlin	West Virginia, 10/2/03	37	54
5. Cam Ward	at California, 10/5/24	35	53
6. Craig Erickson	at BYU, 9/8/90	28	52
Stephen Morris	at Georgia Tech, 9/22/12	31	52
8. Gino Torretta	at Iowa, 9/5/92	31	51
9. Jacory Harris	at North Carolina, 11/14/09	28	50
Bernie Kosar	Maryland, 11/10/84	30	50
Steve Walsh	at Notre Dame, 10/15/88	31	50
Steve Walsh	Arkansas, 11/26/88	33	50

PASSING YARDS

PLAYER	OPPONENT, DATE	COMP	ATT	YDS
1. Stephen Morris	NC State, 9/29/12	26	49	566
2. Gino Torretta	San Diego State, 11/30/91	23	44	485
3. Gino Torretta	San Jose State, 10/14/89	32	49	468
4. Craig Erickson	at California, 9/15/90	32	47	467
5. Bernie Kosar	Boston College, 11/23/84	25	38	447
6. Cam Ward	at California, 10/5/24	35	53	437
7. Stephen Morris	at Georgia Tech, 9/22/12	31	52	436
8. Gino Torretta	at Iowa, 9/5/92	31	51	433
9. Tyler Van Dyke	at Pittsburgh, 10/30/21	32	42	426
10. Steve Walsh	at Notre Dame, 10/15/88	31	50	424
Craig Erickson	San Diego State, 11/18/89	27	45	424

TOUCHDOWNS

PLAYER	OPPONENT, DATE	TD
1. Bernie Kosar	at Cincinnati, 10/13/84	5
Steve Walsh	Cincinnati, 10/22/88	5
Ken Dorsey	Boston College, 11/25/00	5
Brock Berlin	at NC State, 10/23/04	5
Kyle Wright	at Wake Forest, 11/12/05	5
Stephen Morris	NC State, 9/29/12	5
Cam Ward	at California, 10/5/24	5
8. 21 times, most recently:		4
Tyler Van Dyke	at Florida State, 11/13/21	

LONGEST PASS PLAY

PLAYERS	OPPONENT, DATE	YDS
1. Gino Torretta (Horace Copeland)	at Arkansas, 8/31/91	99
2. Kyle Wright (Darnell Jenkins)	at North Carolina, 10/6/07	97
3. Kyle Wright (Sinorice Moss)	at Temple, 10/15/05	92
4. V. Testaverde (A. Highsmith)	at East Carolina, 10/5/85	88
Gino Torretta (Wesley Carroll)	Cincinnati, 10/7/89	88
6. Stephen Morris (Herb Waters)	USF, 11/17/12	87
7. Bernie Kosar (Eddie Brown)	at Cincinnati, 10/13/84	85
Scott Covington (Tony Gaiter)	Pittsburgh, 9/28/96	85
9. Scott Covington (Reggie Wayne)	Virginia Tech, 9/19/98	84
Stephen Morris (Allen Hurns)	Virginia Tech, 11/9/13	84

RECEIVING

PLAYER	OPPONENT, DATE	YDS	REC
1. Michael Harley	at Duke, 11/27/21	96	13
2. Willie Smith	Maryland, 11/10/84	128	12
Phillip Dorsett	USF, 11/17/12	111	12
Xavier Restrepo	Georgia Tech, 10/7/23	123	12
5. Jerry Daanen	LSU, 10/9/65	127	11
Willie Smith	vs. Florida, 9/1/84	152	11
Cleveland Gary	at Notre Dame, 10/15/88	130	11
Wesley Carroll	at California, 9/15/90	208	11
Wesley Carroll	Syracuse, 11/24/90	97	11
Kellen Winslow	vs. Ohio State, 1/3/03	122	11
Xavier Restrepo	at North Carolina, 10/14/23	96	11
12. Eddie Brown	Boston College, 11/23/84	220	10
Willie Smith	at Louisville, 11/3/84	124	10
Andre Brown	BYU, 12/3/88	131	10
Wesley Carroll	at Florida State, 10/28/89	119	10
Christopher Herndon	Syracuse, 10/21/17	96	10
Mike Harley	Virginia, 10/24/20	170	10

RECEIVING YARDS

PLAYER	OPPONENT, DATE	REC	YDS
1. Eddie Brown	Boston College, 11/23/84	10	220
2. Charleson Rambo	Georgia Tech, 11/6/21	7	210
3. Wesley Carroll	at California, 9/15/90	11	208
4. Phillip Dorsett	Arkansas State, 9/13/15	4	201
5. Andre Johnson	vs. Nebraska, 1/3/02	7	199
6. Michael Irvin	East Carolina, 11/27/86	8	194
7. Andre Johnson	Virginia Tech, 12/7/02	6	193
Xavier Restrepo	Louisville, 11/18/23	8	193
9. Phillip Dorsett	NC State, 9/29/12	7	191
10. Joe Schmidt	at Houston, 11/1/69	5	186

TOTAL OFFENSE

TOTAL YARDS

PLAYER	OPPONENT, DATE	RUSH	PASS	YDS
1. Stephen Morris	NC State, 9/29/12	2	566	568
2. D'Eriq King	at NC State, 11/6/2020	105	430	535
3. Gino Torretta	San Diego State, 11/30/91	-11	485	474
4. Craig Erickson	at California, 9/15/90	5	467	472
5. Cam Ward	at California, 10/5/24	15	437	452
6. Gino Torretta	at Iowa, 9/5/92	18	433	451
7. Stephen Morris	at Georgia Tech, 9/22/12	10	436	446
8. Gino Torretta	San Jose State, 10/14/89	-25	468	443
9. Bernie Kosar	Boston College, 11/23/84	-11	447	436
10. Steve Walsh	at Notre Dame, 10/15/88	-4	424	420

SCORING

TOTAL TOUCHDOWNS

PLAYERS	OPPONENT, DATE	TD
1. Willis McGahee	Virginia Tech, 12/7/02	6
2. Bill L'Italien	Piedmont, 10/28/33	5
3. Mark Walton	FAU, 9/10/16	4
Melvin Bratton	Boston College, 11/23/84	4
Alonzo Highsmith	at Notre Dame, 10/6/84	4
Willis McGahee	at Temple, 9/14/02	4
Tyrone Moss	North Carolina, 10/29/05	4
Mike James	at Georgia Tech, 9/22/12	4

PAT KICKS MADE

PLAYER	OPPONENT, DATE	XPA	XPM
1. Matt Goudis	Savannah State, 9/21/13	11	11
2. Michael Badgley	FAMU, 9/3/16	10	10
3. Andy Crosland	East Tennessee State, 9/5/98	9	9
Todd Sievers	Florida A&M, 8/31/02	9	9
5. Carlos Huerta	Cincinnati, 10/7/89	8	8
Dane Prewitt	at San Diego State, 11/28/92	8	8
Dane Prewitt	Georgia Southern, 9/3/94	8	8
Dane Prewitt	Rutgers, 10/14/95	8	8
Todd Sievers	Syracuse, 11/17/01	8	8
Todd Sievers	Washington, 11/24/01	9	8
Todd Sievers	Virginia Tech, 12/7/02	8	8



SINGLE GAME RECORDS

FIELD GOALS MADE

PLAYERS	OPPONENT, DATE	FGM
1. Jon Peattie	West Virginia, 10/2/03	5
Michael Badgley	Nebraska, 9/19/15	5
Michael Badgley	at Pittsburgh, 11/27/15	5
3. Michael Badgley	Duke, 11/26/16	4
Danny Miller	Houston, 9/19/81	4
Danny Miller	North Texas, 11/22/80	4
Greg Cox	vs. Florida, 9/1/84	4
Carlos Huerta	Syracuse, 11/24/90	4
Dane Prewitt	Washington, 9/24/94	4
Todd Sievers	at Penn State, 9/1/01	4
Todd Sievers	at Boston College, 11/10/01	4
Todd Sievers	at Virginia Tech, 12/1/01	4
Todd Sievers	at Tennessee, 11/9/02	4
Jake Wieclaw	USF, 11/17/12	4
Jose Borregales	at Louisville, 9/19/20	4

LONGEST FIELD GOAL

PLAYERS	OPPONENT, DATE	YDS
1. Danny Miller	at Florida State, 11/7/81	57
Michael Badgley	Georgia Tech, 11/21/15	57
Jose Borregales	at Louisville, 9/19/20	57
4. Andy Borregales	Virginia Tech, 9/27/24	56
5. Danny Miller	Florida, 9/5/81	55
Jon Peattie	Virginia Tech, 11/4/06	55
Andres Borregales	Michigan State, 9/18/21	55
8. Chris Dennis	Navy, 11/7/75	54
9. Danny Miller	Notre Dame, 11/28/81	53
Todd Sievers	at Florida, 9/7/02	53

DEFENSE

INTERCEPTIONS

PLAYERS	OPPONENT, DATE	INT
1. Joe Dixon	Catholic, 11/12/37	3
Bill Steiner	Georgia, 12/6/40	3
Al Hudson	Michigan State, 11/23/45	3
Whitey Campbell	Chattanooga, 10/25/46	3
Whitey Campbell	Rollins, 10/17/47	3
Al Hudson	Georgia, 10/22/48	3
John Bookman	Boston College, 10/5/56	3
Larry DiGiammarino	Oregon, 12/6/58	3
Gene Coleman	Florida, 12/1/79	3
Bobby Harden	BYU, 12/3/88	3
Kenny Phillips	at Duke, 10/21/06	3
Kam Kinchens	at Georgia Tech, 11/12/22	3

LONGEST INTERCEPTION RETURN

PLAYER	OPPONENT, DATE	YDS
1. Selwyn Brown	at Boston College, 9/28/85	100
2. Paul Hefti	Fordham, 10/29/54	98
3. Maurice Sikes	at Florida, 9/7/02	97
4. Ed Injaychock	Chattanooga, 10/25/46	96
Gary Streicher	at Army, 10/28/72	96
6. Kenny Calhoun	Louisville, 10/8/83	92
7. Dexter Seigler	Temple, 11/14/92	89
Al Hudson	vs. Holy Cross, 1/1/46	89
9. Art Knust	Marquette, 10/24/54	85
Willie Cooper	at Duke, 10/21/06	85

PUNTING

PUNTING AVERAGE

PLAYER	OPPONENT, DATE	P	AVG
1. Harry Ghaul	Miami (Ohio), 11/8/46	6	55.3
2. Pat O'Donnell	Virginia Tech, 11/9/13	5	55.2
3. Lou Hedley	Virginia Tech, 11/14/20	7	52.4
3. Justin Vogel	Nebraska, 9/19/15	5	52.0
4. Justin Vogel	at Cincinnati, 10/1/15	5	51.6
5. Justin Vogel	North Carolina, 11/1/14	5	50.4
6. Mike Burke	Houston, 11/21/72	6	50.3
7. Brian Monroe	North Carolina, 10/7/06	7	49.3
8. Harry Ghaul	Georgia, 10/22/48	5	49.2
9. Pat O'Donnell	Virginia, 11/23/13	7	49.1
10. Pat O'Donnell	Florida, 9/7/13	8	49.0

LONGEST PUNT

PLAYERS	OPPONENT, DATE	YDS
1. Rob Rajsich	at Kansas, 9/30/78	79
2. Harry Ghaul	Florida, 11/21/47	77
Rob Rajsich	Florida State, 9/23/78	77
4. Matt Bosher	at Duke, 10/18/08	76
5. Matt Bosher	at Virginia Tech, 11/17/07	75
6. Howard Plasman	Alabama, 11/28/41	74
Brian Monroe	vs. North Carolina, 10/7/06	74
8. John Douglas	at Florida, 10/15/38	73
Justin Vogel	Clemson, 10/24/15	73
10. Al Kasulin	Furman, 10/31/42	71
Harvey Foster	Georgia, 11/3/61	71
Pat O'Donnell	Virginia, 11/23/13	71

PUNT RETURNS

RETURN YARDS

PLAYER	OPPONENT, DATE	RET	YDS
1. Kevin Williams	Penn State, 10/12/91	4	152
2. Devin Hester	Louisiana Tech, 9/18/04	2	142
3. Santana Moss	Rutgers, 11/20/99	4	127
4. Duane Starks	at Baylor, 8/30/97	4	123
5. Wesley Carroll	at Wisconsin, 9/9/89	6	122
6. Santana Moss	at Temple, 10/21/00	4	121
Roscoe Parrish	at Virginia, 11/13/04	3	121
8. Kevin Williams	Long Beach State, 10/19/91	4	120
9. Santana Moss	Boston College, 11/25/00	4	114
10. Phillip Buchanon	Temple, 11/3/01	3	109

LONGEST PUNT RETURN

PLAYERS	OPPONENT, DATE	YDS
1. Roscoe Parrish	at Boston College, 9/20/03	92
Devin Hester	Louisiana Tech, 9/18/04	92
3. Kevin Williams	Penn State, 10/12/91	91
4. Walter Watt	Texas A&M, 12/8/44	87
Daryl Jones	Boston College, 11/25/00	87
6. Duane Starks	at Baylor, 8/30/97	85
Santana Moss	Boston College, 11/25/00	85
8. Jack Brasington	at Louisville, 10/8/49	82
9. Hal Johnston / John Mell	LSU, 11/15/46	80
10. Jimmy Dye	Florida, 12/9/67	79
Stacy Coley	at Duke, 11/16/13	79

KICK RETURNS

RETURN YARDS

PLAYER	OPPONENT, DATE	RET	YD
1. Duke Johnson	at Virginia, 11/10/12	4	214
2. Najeh Davenport	at Syracuse, 11/28/98	7	208
3. Tremain Mack	at Temple, 11/2/96	4	205
4. Tremain Mack	at Syracuse, 11/30/96	3	146
5. Duke Johnson	at Kansas State, 9/8/12	5	141
6. Silvio Cardoso	at Wake Forest, 9/25/71	2	140
7. Tom Sullivan	Florida State, 9/26/69	5	135
Ryan Hill	vs. Virginia, 11/10/07	6	135
9. Tim Morgan	at Notre Dame, 11/20/76	4	130
Travis Benjamin	vs. Virginia, 10/27/11	4	130

LONGEST KICKOFF RETURN

PLAYER	OPPONENT, DATE	YD
1. Tim Morgan	Houston, 10/17/75	100
Ottis Anderson	Utah State, 10/21/78	100
Ottis Anderson	at Tulane, 11/4/78	100
Devin Hester	at NC State, 10/23/04	100
5. Tom Sullivan	Army, 10/29/71	99
6. Devin Hester	Florida, 9/6/03	97
7. Russell Coates	West Virginia, 11/28/42	96
8. Tremain Mack	at Syracuse, 11/30/96	95
Duke Johnson	Bethune-Cookman, 9/17/12	95
Duke Johnson	at Virginia, 11/10/12	95
Duke Johnson	Savannah State, 9/21/13	95



2024 GAME BY GAME STARTERS: OFFENSE

Game	QB	RB	WR/RB/TE	WR	WR	TE	LT	LG	C	RG	RT
at Florida	Ward	Martinez	Restrepo	George	Brown	Arroyo	Rivers	Rodriguez	Carpenter	Cooper	Mauigoa
Florida A&M	Ward	Martinez	Restrepo	George	Brown	Arroyo	Bell	McCoy	Carpenter	Cooper	Mauigoa
Ball State	Ward	Martinez	Restrepo	George	Brown	Arroyo	Bell	McCoy	Carpenter	Cooper	Mauigoa
at USF	Ward	Martinez	Restrepo	George	Brown	Arroyo	Bell	McCoy	Carpenter	Cooper	Mauigoa
Virginia Tech	Ward	Martinez	Restrepo	George	Brown	Arroyo	Bell	McCoy	Carpenter	Cooper	Mauigoa
at Cal	Ward	Martinez	Restrepo	George	Brown	Arroyo	Bell	McCoy	Carpenter	Cooper	Mauigoa
at Louisville	Ward	Fletcher, Jr.	Restrepo	Horton	Brown	Arroyo	Rivers	McCoy	Carpenter	Cooper	Mauigoa
Florida State	Ward	Fletcher, Jr.	Restrepo	Horton	Brown	Arroyo	Rivers	McCoy	Carpenter	Cooper	Mauigoa
Duke	Ward	Martinez	Restrepo	Horton	George	Arroyo	Rivers	McCoy	Carpenter	Cooper	Mauigoa
at Georgia Tech	Ward	Fletcher, Jr.	Restrepo	Horton	George	Arroyo	Rivers	McCoy	Carpenter	Cooper	Mauigoa
Wake Forest	Ward	Martinez	Restrepo	Horton	George	Arroyo	Rivers	McCoy	Carpenter	Cooper	Mauigoa
at Syracuse	Ward	Martinez	Fletcher, Jr.	Restrepo	George	Arroyo	Rivers	McCoy	Carpenter	Cooper	Mauigoa
Iowa State	Ward	Martinez	McCormick	Trader	George	Arroyo	Rivers	McCoy	Carpenter	Cooper	Mauigoa

2024 GAME BY GAME STARTERS: DEFENSE

Game	DE	DT	DT	DE	LB/DE	LB	LB/DB	CB/LB	S	S	CB
at Florida	Bain	Mesidor	Barrow	Baron	Bissainthe	Mauigoa	Alderman	Porter	Harris	Powell	Brown
Florida A&M	Alston	Mesidor	Barrow	Baron	Bissainthe	Mauigoa	Hill	Porter	Harris	Powell	Frederique
Ball State	Alston	Mesidor	Barrow	Baron	Bissainthe	Mauigoa	Hill	Porter	Harris	Powell	Frederique
at USF	Alston	Mesidor	Barrow	Baron	Bissainthe	Mauigoa	Hill	Porter	Harris	Powell	Richard
Virginia Tech	Alston	Mesidor	Barrow	Baron	Bissainthe	Mauigoa	Hill	Porter	Harris	Powell	Richard
at Cal	Bain	Mesidor	Barrow	Baron	Bissainthe	Mauigoa	Hill	Porter	Harris	Powell	Richard
at Louisville	Bain	Mesidor	Barrow	Baron	Bissainthe	Mauigoa	Frederique	Porter	Harris	Powell	Richard
Florida State	Bain	Mesidor	Barrow	Baron	Bissainthe	Mauigoa	Frederique	Porter	Harris	Powell	Richard
Duke	Bain	Mesidor	Barrow	Baron	Bissainthe	Mauigoa	Frederique	Porter	Harris	Powell	Richard
at Georgia Tech	Bain	Mesidor	Barrow	Baron	Bissainthe	Mauigoa	Alderman	Porter	Harris	Powell	Frederique
Wake Forest	Bain	Clark	Barrow	Mesidor	Bissainthe	Mauigoa	Alderman	Porter	Harris	Powell	Frederique
at Syracuse	Bain	Clark	Moten, Sr.	Mesidor	Bissainthe	Mauigoa	M. Williams	Porter	Harris	Powell	Frederique
Iowa State	Bain	Clark	Moten, Sr.	Barrow	Mesidor	Bissainthe	Mauigoa	Aguirre, Jr.	Patterson	Powell	Frederique

GAME BY GAME CAPTAINS

Game

at Florida: Rueben Bain, Francisco Mauigoa, Mishael Powell, Jalen Rivers, Xavier Restrepo, Cam Ward
Florida A&M: Elijah Arroyo, Wesley Bissainthe, Zach Carpenter, Jaden Harris, Francisco Mauigoa, Cam Ward
Ball State: Tyler Baron, Wesley Bissainthe, Anez Cooper, Francis Mauigoa, Akheem Mesidor, Cam Ward
at USF: Elijah Alston, Simeon Barrow, Jr., Zach Carpenter, Francis Mauigoa, Francisco Mauigoa, Cam Ward
Va Tech: Wesley Bissainthe, Zach Carpenter, Akheem Mesidor, Meesh Powell, Xavier Restrepo, Cam Ward
at Cal: Elijah Arroyo, Wesley Bissainthe, Francis Mauigoa, Francisco Mauigoa, Meesh Powell, Cam Ward
at Louisville: Rueben Bain, Jr., Francisco Mauigoa, Meesh Powell, Xavier Restrepo, Jalen Rivers, Cam Ward
Florida State: Elijah Arroyo, Rueben Bain, Jr., Wesley Bissainthe, Anez Cooper, Francisco Mauigoa, Cam Ward
Duke: Rueben Bain, Jr., Wesley Bissainthe, Zach Carpenter, Francisco Mauigoa, Cam McCormick, Cam Ward
at Georgia Tech: Andy Borregales, Jalen Rivers, Cam Ward, Akheem Mesidor, Meesh Powell, Kiko Mauigoa
Wake Forest: Andy Borregales, Jalen Rivers, Cam Ward, Akheem Mesidor, Meesh Powell, Kiko Mauigoa
at Syracuse: Elijah Arroyo, Zach Carpenter, Francisco Mauigoa, Meesh Powell, Akheem Mesidor, Cam Ward





2025 GAME BY GAME STARTERS: OFFENSE

Game	QB	RB	WR/RB/TE	WR	WR	TE	LT	LG	C	RG	RT
Notre Dame	Beck	Lyle	Toney	Marion	Daniels	Lofton	Bell	McCoy	Brockermeyer	Cooper	Mauigoa
Bethune-Cookman	Beck	Fletcher, Jr.	Toney	Marion	Daniels	Bauman	Bell	McCoy	Brockermeyer	Cooper	Mauigoa
USF	Beck	Fletcher, Jr.	Toney	Marion	Daniels	Bauman	Bell	McCoy	Brockermeyer	Cooper	Mauigoa
Florida	Beck	Fletcher, Jr.	Toney	Marion	Daniels	Bauman	Bell	McCoy	Brockermeyer	Cooper	Mauigoa

at Florida State

Louisville

Stanford

at SMU

Syracuse

NC State

at Virginia Tech

at Pitt

2025 GAME BY GAME STARTERS: DEFENSE

Game	DE	DT	DT	DE	LB	LB	LB/NICKEL	CB	S	S	CB
Notre Dame	Bain	Blay, Jr.	Moten, Sr.	Mesidor	Bissainthe	Toure	Scott	Frederique	Poyser	Thomas	Lucas
Bethune-Cookman	Bain	Blay, Jr.	Moten, Sr.	Mesidor	Bissainthe	Toure	Scott	Frederique	Poyser	Thomas	Lucas
USF	Bain	Blay, Jr.	Moten, Sr.	Mesidor	Bissainthe	Toure	Scott	Frederique	Poyser	Thomas	Lucas
Florida	Bain	Blay, Jr.	Moten, Sr.	Mesidor	Bissainthe	Toure	Scott	Frederique	Poyser	Thomas	Lucas

at Florida State

Louisville

Stanford

at SMU

Syracuse

NC State

at Virginia Tech

at Pitt



GAME BY GAME CAPTAINS

Game

Notre Dame: DL Rueben Bain, Jr., OL Francis Mauigoa, DL Akheem Mesidor, OL Anez Cooper, QB Carson Beck

B-CU: RB Mark Fletcher, Jr., C James Brockermeyer, DL Rueben Bain, Jr., DL Akheem Mesidor, LB Wesley Bissainthe

USF: WR CJ Daniels, DL Rueben Bain, Jr., QB Carson Beck, OL Anez Cooper, DL Akheem Mesidor, P Dylan Joyce

UF: RB Mark Fletcher, Jr., OL Francis Mauigoa, DL Rueben Bain, Jr., DL Akheem Mesidor, OL Anez Cooper, LB Mo Toure

at FSU:

Louisville:

Stanford:

at SMU:

Syracuse:

NC State:

at Virginia Tech:

at Pitt:

U

2024 Recap: Florida State Seminoles vs. #5/#6 Miami Hurricanes

HARD ROCK STADIUM - MIAMI GARDENS, FLA. - OCTOBER 26, 2024 - 7 PM (ESPN)

	1st	2nd	3rd	4th	Total
Florida State	0	7	0	7	14
#5/#6 Miami	7	10	6	13	36

SCORING SUMMARY

Qtr	Time	Scoring Play	V-H
1	12:22	UM - #4 M. Fletcher, Jr. 1 rush (#30 A. Borregales kick good), 7-67, 2:29	0-7
2	14:09	UM - #6 D. Martinez 18 rush (#30 A. Borregales kick), 13-95, 5:00	0-14
2	06:44	FS - #26 C. Holmes 1 rush (#88 R. Fitzgerald kick good), 12-78, 7:15	7-14
2	0:00	UM - #30 A. Borregales 20 yd FG, 18-88, 6:36	7-17
3	5:59	UM - #30 A. Borregales 42 yd FG, 11-30, 5:04	7-20
3	0:39	UM - #30 A. Borregales 45 yd FG, 7-31, 2:37	7-23
4	4:32	UM - #1 C. Ward 7 pass from #8 E. Arroyo (pass from #1 C. Ward failed), 11-55, 7:12	7-29
4	1:51	UM - #D. Martinez 12 rush (#30 A. Borregales kick), 5-83, 1:59	7-36
4	0:18	FS - #10 M. Benson 5 pass from #11 B. Glenn (#88 R. Fitzgerald kick), 12-75, 1:33	14-36

SUMMARY

FSU

14	First Downs	31
133	Rushing Yards	230
4.8	Average Rush	5.8
115	Passing Yards	215
248	Total Offense	445
4.1	Yards Per Play	5.9
8-65	Penalties - Yards	7-85
3-154	Punts-Yards	1-42
3-176	Kickoffs - Yards	7-452
1-2	Punt Returns - Yards	2-6
0-0	Interception Returns	0-0
24:37	Time of Possession	35:23
3-13	Third Down Conversion	8-14
4-7	Fourth Down Conversion	3-3
2-2	Red Zone Scores	5-5
4-24	Sacks By - Yards	3-13

MIAMI

CANES CRUISE PAST NOLES, MOVE TO 8-0

MIAMI GARDENS, Fla. - It's a rivalry game. You can throw out the records. Anything can happen.

That was one narrative to consider as the Miami Hurricanes and Florida State Seminoles renewed acquaintances on a football field for the 69th time Saturday night. Here's another.

One team would take the lead at the outset. One team would never take its foot off the gas. One team would ensure the outcome was never really in doubt.

That team was the Canes, who cruised to a 36-14 win before a sellout crowd of 66,200 at Hard Rock Stadium. Sixth-ranked Miami improved to 8-0 and 4-0 in the ACC. Florida State fell to 1-7 and 1-6 in conference play.

The Canes racked up 445 yards, scored on seven of their nine drives and held the ball for more than 35 minutes. Miami's defense held the Seminoles to 248 total yards and permitted FSU to convert just 3 of 13 third downs.

"Obviously a very hard-fought game," head coach Mario Cristobal said. "We never really lost control of the game but it took us a little while to start pulling away.


"We ran the ball well, got downhill, got hats on hats and ran through tackles. We were aggressive with some fourth downs. The defense was the story of the game. they just played their tails off."

Quarterback Cam Ward completed 22 of 35 passes for 208 yards and caught the first touchdown pass of his career. Running back Damien Martinez rushed for 148 yards and two touchdowns, while backfield mate Mark Fletcher, Jr. rushed for 71 yards and a score. Wide receiver Isaiah Horton caught six passes for 65 yards and tight end Elijah Arroyo threw the touchdown toss to his quarterback. Andy Borregales was perfect on three field goal attempts with a long of 45.

Linebacker Francisco Mauigoa paced Miami with seven tackles, while linebacker Wesley Bissainthe had six stops. Defensive end Akheem Mesidor had three tackles and a sack.

The win was Miami's first over FSU since 2020 and the Canes now lead the all-time series 36-33.

OFFENSIVE PLAYER PROFILES



CARSON BECK

QUARTERBACK
6-YR SR. | 6-4 | 225

JACKSONVILLE, FLA.
MANDARIN
GEORGIA (2020-2024)

2025 SEASON HIGHS:

PASSING YARDS: 340 vs. USF (9/13/25)
COMPLETIONS: 23 vs. USF (9/13/25)
ATTEMPTS: 30 (2x), last vs. UF (9/20/25)
TOUCHDOWNS: 3 vs. USF (9/13/25)
INTERCEPTIONS: 2 vs. USF (9/13/25)
RUSHING ATT: 6 vs. USF (9/13/25)
RUSHING YD: 28 vs. USF (9/13/25)
RUSHING TD: 1 vs. USF (9/13/25)

CAREER HIGHS:

PASSING YARDS: 459 vs Miss St (10/12/24)
COMPLETIONS: 36 vs Miss St. (10/12/24)
ATTEMPTS: 50 at Alabama (09/28/24)
TOUCHDOWNS: 5 (2x) last vs. Georgia Tech (11/29/24)
INTERCEPTIONS: 3 (3x) last vs UF (11/02/24)
LONG PASS: 67 at Alabama (09/28/24)
RUSHING ATTEMPTS: 8 (3x) last at Ole Miss (11/09/24)
RUSHING YARDS: 32 vs Tenn. (11/16/24)
RUSHING TDS: 1 (6x), last vs. USF (9/13/25)
LONG RUSH: 20 at South Carolina (09/17/22)

BECK'S CAREER STATISTICS & BIO CAN BE FOUND ON PAGE SIX



MALACHI TONEY

WIDE RECEIVER
FR. | 5-11 | 188

FORT LAUDERDALE,
FLA.
AMERICAN HERITAGE

2025 SEASON HIGHS:

RECEPTIONS: 6 (3x), last vs. USF (9/13/25)
RECEIVING YARDS: 82 vs. ND (8/31/25)
RECEIVING TDS: 1 vs. ND (8/31/25)
LONG CATCH: 28T vs. ND (8/31/25)

NOTES:

- Four-star prospect reclassified entire grade (from 2026 to 2025) - should be HS senior
- Named to Shaun Alexander National Freshman of the Year preseason watch list - dazzling ability
- Led American Heritage Patriots to 12-2 record in final year, winning Class 4A state championship
- Compiled 58 receptions, 12 TDs and 28 career TDs - even played QB in emergency role final yr
- Picked Miami over offers from Alabama, Georgia, Michigan, Ohio State and others



MARK FLETCHER JR.

RUNNING BACK
JR. | 6-2 | 225

FORT LAUDERDALE,
FLA.
AMERICAN
HERITAGE

2025 SEASON HIGHS:

CARRIES: 24 vs. Florida (9/20/25)
RUSHING YARDS: 120 vs. USF (9/13/25)
RUSHING TDS: 2 (2x), last vs. USF (9/13/25)
RECEPTIONS: 2 vs. USF (9/13/25)
RECEIVING YARDS: 25 vs. USF (9/13/25)
RECEIVING TDS: N/A

CAREER HIGHS:

RUSHING ATTEMPTS: 24 vs. Florida (9/20/25)
RUSHING YARDS: 126 vs Louisville (11/18/23)
RUSHING TDS: 2 (5x), last vs USF (9/13/25)
LONG RUSH: 54 vs Louisville (11/18/23)
RECEPTIONS: 4 at Louisville (10/19/24)
RECEIVING YDS: 26 (2x) last at G-Tech (11/9/24)
RECEIVING TDS: N/A
LONG RECEPTION: 25 vs vs Louisville (11/18/23)

NOTES:

- Part of three-headed monster at running back joined by RB Jordan Lyle and RB CharMar "Marty" Brown
- Can demoralize a defense with downhill running
- Had first full healthy offseason as Hurricane; did not have prior to 2022 (freshman) season or 2023 (sophomore year)
- Member of team's leadership council, comprised of team leaders and voted on by teammates
- Considered one of emotional/physical team leaders - a pillar in community, donating time to South Florida
- Lost his father last season - didn't miss a game, honored him with TD in the next game vs. Florida State, kneeling in end zone and pointing to sky



ELIAJ LOFTON

TIGHT END
SO. | 6-2 | 242

LAS VEGAS, NEV.
BISHOP GORMAN

CAREER HIGHS:

RECEPTIONS: 4 vs. Florida (9/20/25)
RECEIVING YARDS: 51 vs Ball State (09/14/24)
RECEIVING TDS: 1 vs Duke (11/02/24)
LONG CATCH: 40 vs. Ball State (09/14/24)

NOTES:

- Went to same high school as former Miami Hurricanes tight end Brevin Jordan, who also wore #9
- Mackey Award watch list, figures to play key role
- Says he stills picks brain for advice of now-Seahawk / Miami TE Elijah Arroyo, considers him a big brother



CJ DANIELS

WIDE RECEIVER
6-Y SR. | 6-2 | 205

LILBURN, GA.
PARKVIEW
LIBERTY (2020-2023)
LSU (2024)

2025 SEASON HIGHS:

RECEPTIONS: 5 (2x), last vs. B-CU (9/6/25)
RECEIVING YARDS: 73 vs. B-CU (9/6/25)
RECEIVING TDS: 2 vs. B-CU (9/6/25)
LONG CATCH: 40 vs. B-CU (9/6/25)

CAREER HIGHS:

RECEPTIONS: 8 (2x) last vs. Oregon (01/01/24)
RECEIVING YARDS: 157 (2x) last vs. NM St. (11/18/23)
RECEIVING TDS: 2 (3x), last vs. B-CU (9/6/25)
LONG CATCH: 75 at Buffalo (09/16/23)

NOTES:

- One-handed catch vs. Notre Dame earned him national attention, Cheez-It Crunch Time Play of the Week by Football Writers Assoc. of America
- First Hurricane to have three receiving touchdowns in first two games of career (2 vs. B-CU)
- Missed most of spring practice due to injury
- Still took charge of wide receiver room upon arrival in January, meeting with WRs before WR coach Kevin Beard entered room - Beard challenged Daniels to be the leader the room needed
- Best season came in 2023 at Liberty, when he caught 55 passes for 1,067 yards and 10 TDs - Flames went 13-1 and earned trip to Fiesta Bowl



KEELAN MARION

WIDE RECEIVER
6-Y SR. | 6-0 | 195

ATLANTA, GA.
PALMETTO PREP
UCONN (2021-2022)
BYU (2023-2024)

2025 SEASON HIGHS:

RECEPTIONS: 6 vs. USF (9/13/25)
RECEIVING YARDS: 81 vs. USF (9/13/25)
RECEIVING TDS: N/A
LONG CATCH: 36 vs. USF (9/13/25)
LONG KICK RETURN: 32 vs. Notre Dame (8/31/25)

CAREER HIGHS:

LONGEST KICK RETURN: 100 at Wyo (09/14/24)
LONGEST PUNT RETURN: 45 at Mass. (10/09/21)
RECEIVING YARDS: 102 at Vanderbilt (10/02/21)
RECEIVING TDS: 2 vs. Holy Cross (09/04/21)

NOTES:

- Summer arrival will play key role in UM offense
- Talented All-American kick returner prides himself on being able to play WR, thinks coming to Miami will showcase his talents as offensive threat



DEFENSIVE PLAYER PROFILES



**ROMANAS "OJ"
FREDERIQUE JR.**
DEFENSIVE BACK
SO. | 6-0 | 185

FORT LAUDERDALE, FLA.
ST. THOMAS
AQUINAS

2025 SEASON HIGHS:

TACKLES: 2 vs. Notre Dame (8/31/25)
INTERCEPTIONS: N/A
PBU: N/A

CAREER HIGHS:

TACKLES: 9 at Syracuse (11/30/24)
INTERCEPTIONS: 1 vs Duke (11/02/24)
PBU: 2 (2x), last at Georgia Tech (11/9/24)

NOTES:

- Freshman All-American CB was one of few bright spots in Miami's secondary last season
- Has started all four games at cornerback this season opposite CB Xavier Lucas
- Will be lone returner in secondary - 39.4 completion rate, which topped all true freshmen nationally at defensive back last season - Freshman AA



**RUEBEN
BAIN, JR.**
DEFENSIVE
LINEMAN
JR. | 6-3 | 270

MIAMI, FLA.
MIAMI CENTRAL

2025 SEASON HIGHS:

TACKLES: 7 vs. Florida (9/20/25)
SACKS: 1.0 vs. Bethune-Cookman (9/6/25)
TFL: 1.0 (3x), last vs. Florida (9/20/25)
INT: 1 vs. Notre Dame (8/31/25)

CAREER HIGHS:

TACKLES: 8 (2x) last at Ga. Tech (11/09/24)
SACKS: 2 (2x) last vs Virginia (10/28/24)
TFL: 3 vs Rutgers (12/28/23)
INT: 1 vs. Notre Dame (8/31/25)

NOTES:

- Through four weeks, Bain is graded as the No. 1 defensive lineman (either edge or tackle) by Pro Football Focus at the Power-4 level. Named ACC Defensive Lineman of the Week 2x (ND, Florida)
- Considered one of best pass rushers in nation, projected as top-10 pick in 2026 NFL Draft
- '23 ACC DROY missed four games to injury in '24
- Bain lost 10 pounds during the offseason and said he wants to be more flexible this season
- Entering 2025, according to PFF, Bain's 73 pressures since 2023 was third among returning P-4 edge defenders while his 16.9% pass-rush win rate was fourth



**MOHAMED
TOURE**
LINEBACKER
7-Y R-JR. | 6-1 | 182

PLEASANTVILLE, N.J.
PLEASANTVILLE

RUTGERS (2020-24)

2025 SEASON HIGHS:

TACKLES: 10 vs. Florida (9/20/25)
SACKS: 1.0 vs. Florida (9/20/25)
TFL: 1.0 vs. Florida (9/20/25)
INTERCEPTIONS: N/A

CAREER HIGHS:

TACKLES: 11 vs. Maryland (11/25/23)
SACKS: 2 at Michigan State (10/24/20)
TFL: 2 (2x), last vs Miami (FL) (12/28/23)
INTERCEPTIONS: 1 (2x), last vs. Ohio State (11/04/23)

NOTES:

- Nicknamed "Mo the Menace" - reunites with former Rutgers LB coach / UM DC Corey Hetherman
- ACL injuries wiped out 2022, 2024 seasons.
- Of his own playing style, Toure said: "Fast, violent, physical. You'll hear me every time. Trust me."
- Has been granted a possible eighth year of eligibility due to double medical hardship, COVID year and true redshirt year - is a seventh-year redshirt junior



**ZECHARIAH
POYSER**
DEFENSIVE BACK
R-SO. | 6-2 | 200

WILDWOOD, FLA.
WILDWOOD

JACKSONVILLE STATE
(2023-2024)

2025 SEASON HIGHS:

TACKLES: 3 (2x), last vs. Florida (9/20/25)
INTERCEPTIONS: N/A
TFL: N/A

CAREER HIGHS:

TACKLES: 10 (2x) last vs FIU (11/16/24)
INTERCEPTIONS: 2 at Kenne. St (10/04/24)
TFL: 1 (2x), last at W. Kentucky (11/30/24)

NOTES:

- Freshman All-American as R-Fr. in 2024 season at Jacksonville State
- Key addition in portal, has started every game at safety so far
- Poyser said having 1-year-old daughter helped him make his decision on UM - it "felt like home"
- On playing style: "Hard edge. I'm going to fly around to the ball. A competitor. I don't quit on plays."
- Played for UM nickels coach Terry Jefferson @ JSU before transferring to Miami in January



**AKHEEM
MESIDOR**
DEFENSIVE
LINEMAN
6-YR R-SR. | 6-3 | 265

OTTAWA, ONTARIO
CLEARWATER ACADEMY
WEST VIRGINIA (2020-2022)

2025 SEASON HIGHS:


TACKLES: 6 vs. USF (9/13/25)
SACKS: 1.5 vs. Notre Dame (8/31/25)
TFL: 1.5 vs. Notre Dame (8/31/25)

CAREER HIGHS:

TACKLES: 9 at Maryland (09/04/21)
SACKS: 3.5 at Virginia Tech (10/15/22)
TFL: 3.5 at Virginia Tech (10/15/22)

NOTES:

- Ranks second in all of FBS with 25.5 sacks over the course of his career.
- One of just four players with more than 20 career sacks at the FBS level, list includes Trey Moore of Texas and Mikail Kamara of Indiana
- Grew up in Ottawa, mother took care of 5-child household; speaks both French and English
- Has the strength to play inside and the quickness to line up at end, primary role in 2024 is outside
- Said his focus in final year is being more vocal as a leader - has previously let play do the talking



**WESLEY
BISSAINTHE**
LINEBACKER
SR. | 6-1 | 230

MIAMI, FLA.
MIAMI CENTRAL

2025 SEASON HIGHS:

TACKLES: 8 vs. Florida (9/20/25)
TFL: 1 vs. Notre Dame (8/31/25)
INTERCEPTIONS: N/A
SACKS: N/A

CAREER HIGHS:

TACKLES: 8 (2x) last at Syracuse (11/30/24)
TFL: 3 at Florida State (11/11/23)
INTERCEPTIONS: 1 vs. FAMU (9/07/24)

NOTES:

- Immediately after intro press conference in December 2021, HC Mario Cristobal went to watch him (in same suit!) at Miami Central
- Considered among team's emotional and physical leaders
- Was ejected for targeting call on opening Bethune-Cookman drive, did not play most of game
- On Hetherman's system: "It is a lot less thinking. You see something and then you just play off your instincts...new defense gives us ability to play fast."



Game I: #10/#10 Miami Hurricanes vs. #6/#6 Notre Dame

HARD ROCK STADIUM - MIAMI GARDENS, FLA. - AUGUST 31, 2025 - 7:30 PM (ABC)

	1st	2nd	3rd	4th	Total
#6/6 Notre Dame	0	7	0	17	24
#10/10 Miami	0	14	7	6	27

SCORING SUMMARY

Qtr	Time	Scoring Play	V-H
2	14:03	UM - #10 M. Toney 28 pass from #11 C. Beck (#38 C. Davis kick), 8-70, 2:43	0-7
2	05:21	ND - #14 M. Gilbert 7 pass from #13 C. Carr (#98 N. Burnette kick), 11-68, 5:49	7-7
2	00:12	UM - #7 C. Daniels 20 pass from #11 C. Beck (#38 C. Davis kick), 10-75, 5:09	7-14
3	07:23	UM - #6 C. Brown 5 rush (#38 C. Davis kick), 12-75, 7:37	7-21
4	14:55	ND - #6 J. Faison 1 pass from #13 C. Carr (#98 Burnette kick), 11-64, 5:16	14-21
4	09:42	UM - #38 C. Davis 38 FG, 4-8, 2:13	14-24
4	05:32	ND - #98 N. Burnette 39 FG, 10-54, 4:10	17-24
4	03:21	ND - #13 C. Carr 7 rush (#98 Burnette kick), 3-75, 1:14	24-24
4	01:04	UM - #38 C. Davis 47 FG, 10,-46, 2:17	24-27

SUMMARY

UM WIN THRILLER OVER NOTRE DAME, 27-24

IRISH

MIAMI

18	First Downs	20
93	Rushing Yards	119
3.3	Average Rush	3.1
221	Passing Yards	205
314	Total Offense	324
5.4	Yards Per Play	4.7
5-30	Penalties - Yards	6-51
4-180	Punts-Yards	5-213
5-325	Kickoffs - Yards	6-390
2-9	Punt Returns - Yards	1-9
0-0	Interception Returns	1-12
26:03	Time of Possession	33:57
4-9	Third Down Conversion	5-14
0-0	Fourth Down Conversion	1-2
3-3	Red Zone Scores	3-4
1-7	Sacks By - Yards	3-24

MIAMI GARDENS, Fla. -- From start to finish the roars reverberated from the hashmarks to the rafters.

Before a sold-out, orange-clad crowd of 66,793 at Hard Rock Stadium, the Miami Hurricanes defeated the Notre Dame Fighting Irish in a 27-24 thriller Sunday night, waking up their own echoes with a statement victory that no doubt made the star-studded sideline of Hurricanes legends beam with pride.

No. 10 Miami improved to 1-0, while the sixth-ranked Irish fell to 0-1. It was the Canes' highest ranked win since, well, Miami's 2017 victory over then-No. 3 Notre Dame at Hard Rock in 2017. The Canes have now won seven consecutive home games against Notre Dame, the last defeat coming in 1977.

Carter Davis kicked two field goals, including a 47-yarder with 1:04 remaining that broke a 24-24 tie. Miami's defense held from there, sacking Notre Dame quarterback CJ Carr on the final two snaps of the game.

Quarterback **Carson Beck** completed 20 of 31 passes for 205 yards and two touchdowns in his Miami debut. Running back **Mark Fletcher** rushed for 64 yards, while backfield mate **Marty Brown** rushed for 54 yards and a score. Wide receiver **Malachi Toney** paced UM with six receptions for 82 yards and a touchdown, while **CJ Daniels** had five catches for 46 yards, including a circus touchdown catch that will live on posters for years to come.

Miami's defense forced two turnovers, posted three sacks and held Notre Dame's vaunted rushing attack to just 93 yards on 28 carries. Defensive end **Rueben Bain, Jr.** registered six tackles and his first career interception, while **Akheem Mesidor** posted five stops and 1.5 sacks. Linebacker **Raul Aguirre** also had six tackles.

"This game, this victory is for everybody," head coach **Mario Cristobal** said. "It's for our university, our players, our students, alumni, former players. Coach (Jimmy) Johnson, got to see him earlier. I don't know where to start, but tremendously proud of this team. The resiliency, complimentary football overcoming a couple of hiccups and whatnot.

"But all in all, just an awesome, awesome night for the Miami Hurricanes."



Game 2: #5/#7 Miami Hurricanes vs. Bethune-Cookman

HARD ROCK STADIUM - MIAMI GARDENS, FLA. - SEPTEMBER 6, 2025 7:00 PM (ACC NETWORK EXTRA)

	1st	2nd	3rd	4th	Total
Bethune-Cookman	0	3	0	0	0
#5/#7 Miami	14	14	7	10	45

SCORING SUMMARY

Qtr	Time	Scoring Play	V-H
1	09:16	UM - #7 C. Daniels 40 pass from #11 C. Beck (#38 C. Davis kick), 5-90, 1:58	0-7
1	02:34	UM - #4 M. Fletcher 16 rush (#38 C. Davis kick), 9-74, 4:33	0-14
2	09:55	UM - #6 C. Brown 2 rush (#38 C. Davis kick), 8-68, 4:08	0-21
2	03:08	BC - #34 J. Dominguez 32 FG, 11-60, 6:47	3-21
2	00:38	UM - #7 C. Daniels 5 pass from #11 C. Beck (#45 B. Auburn kick), 11-71, 2:24	3-28
3	10:39	UM - #4 M. Fletcher 1 rush (#45 B. Auburn kick), 9-75, 4:21	3-35
4	13:52	UM - #22 G. Pringle, Jr. 30 rush (#97 W. Rocha kick), 5-69, 1:57	3-42
4	01:56	UM - #45 B. Auburn 31 FG, 13-67, 6:11	3-45

SUMMARY

B-CU

14	First Downs	31
92	Rushing Yards	199
2.8	Average Rush	6.6
99	Passing Yards	344
191	Total Offense	543
3.7	Yards Per Play	8.2
2-20	Penalties - Yards	4-50
4-167	Punts-Yards	0-0
2-126	Kickoffs - Yards	8-520
0-0	Punt Returns - Yards	2-11
0-0	Interception Returns	1-0
31:55	Time of Possession	28:05
1-11	Third Down Conversion	4-6
0-1	Fourth Down Conversion	0-1
1-2	Red Zone Scores	5-5
2-6	Sacks By - Yards	1-8

MIAMI

HURRICANES TOP BETHUNE-COOKMAN, 45-3

MIAMI GARDENS, Fla. -- Playing on a short week after an emotional victory, the Miami Hurricanes returned to Hard Rock Stadium and delivered just the performance they needed.

The fifth-ranked Canes were ruthlessly efficient on offense, stingy on defense and controlled the game from start to finish, defeating Bethune-Cookman 45-3 before a crowd of 60,617.

Miami improved to 2-0, while BCU fell to 0-2.

The Canes racked up 543 yards, averaging 8.4 yards per play and scoring on all five of their red zone trips. Quarterback **Carson Beck** completed 22 of 24 passes for 267 yards and two touchdowns. He completed his first 15 passes, setting a school record for consecutive completions in a single game; Vinny Testaverde held the previous mark, completing 14 straight passes against Oklahoma in 1986.

Both scoring strikes were to wide receiver **CJ Daniels**, who hauled in five passes for 73 yards. Fellow wideout **Malachi Toney** paced Miami with six receptions for 80 yards. Running back **Mark Fletcher** rushed 11 times for 86 yards and two scores, while backfield mates **Marty Brown** and **Girard Pringle** each added rushing scores.

Miami's defense kept the Wildcats out of the end zone and held BCU to 191 total yards, yielding just 3.8 yards per play. The Canes racked up 10 tackles for loss, led by safety **Keionte Scott** who had three TFLs. Defensive end **Rueben Bain** posted three tackles, one sack and one forced fumble. Linebacker **Kellen Wiley** led Miami with five stops.

"Pretty solid job by our guys coming out handling business, really efficient by the offense scoring on every drive," head coach **Mario Cristobal** said. "Our defense did a really good job, too, although their team was obviously trying to snap the ball with a low count on the shot clock to try and limit the number of possessions that we had and once we played the ones in the second half of the first drive, I thought that was a good time to work on developing the other half of our roster.

"Lots of guys got their first opportunity and the opportunity to get significant playing time and play within our system. So, a lot of positives, a lot of things to fix, a lot of things to get better at."



Game 3: #4/#6 Miami Hurricanes vs. #18/#23 USF

HARD ROCK STADIUM - MIAMI GARDENS, FLA. - SEPTEMBER 13, 2025 4:30 PM (THE CW)

	1st	2nd	3rd	4th	Total
#18/#23 USF	3	3	0	6	12
#4/#6 Miami	14	14	7	14	49

SCORING SUMMARY

Qtr	Time	Scoring Play	V-H
1	09:34	UM - #3 J. Moore 8 pass from #11 C. Beck (#38 C. Davis kick), 9-75, 5:26	0-7
1	02:58	UM - #3 J. Moore 39 pass from #11 C. Beck (#38 C. Davis kick), 9-85, 4:31	0-14
2	00:26	USF - #7 N. Gramatica 45 FG, 7-48, 2:32	3-14
2	11:16	USF - #7 N. Gramatica 28 FG, 8-65, 2:29	6-14
2	10:05	UM - #4 M. Fletcher, Jr. 38 rush (#38 C. Davis kick), 3-75, 1:01	6-21
3	02:33	UM - #7 C. Beck 2 rush (#38 C. Davis kick), 6-25, 3:33	6-28
4	00:35	UM - #4 M. Fletcher, Jr., 13 rush (#38 C. Davis kick), 6-91, 3:33	6-35
4	12:48	USF - #81 C. Neptune 12 pass from #17 B. Brown (#17 B. Brown pass failed), 8-75, 2:47	12-35
4	12:48	UM - #6 C. Brown 1 pass from #11 C. Beck (#38 C. Davis kick), 9-75, 5:44	12-42
4	12:48	UM - #22 G. Pringle, Jr. 5 rush (#45 B. Auburn kick), 7-57, 2:20	12-49

SUMMARY

CANES STORM PAST USF IN TOP-20 CLASH

USF

MIAMI

15	First Downs	27
40	Rushing Yards	205
1.5	Average Rush	5.4
292	Passing Yards	371
332	Total Offense	576
4.9	Yards Per Play	8.5
2-15	Penalties - Yards	9-69
5-241	Punts-Yards	3-137
4-260	Kickoffs - Yards	8-520
1-0	Punt Returns - Yards	2-18
2-27	Interception Returns	1-0
23:59	Time of Possession	36:01
7-19	Third Down Conversion	7-11
0-2	Fourth Down Conversion	1-1
2-3	Red Zone Scores	5-5
1-4	Sacks By - Yards	2-16

MIAMI GARDENS, Fla. -- In 1987, the Miami Hurricanes beat three consecutive ranked opponents to start the season. Nobody has done it since.

After opening with ranked wins over Boise State and Florida, the USF Bulls had a chance to match that feat Saturday at Hard Rock Stadium. But the current Hurricanes kept the alumni streak intact – in a big way.

Fifth-ranked Miami defeated No. 18 USF 49-12 before a sellout crowd of 66,591 that thrived and vibed through a 100-minute weather delay but was treated to the Canes' ninth straight home win. UM improved to 3-0, while the Bulls fell to 2-1.

Miami racked up 576 total yards and held a 12-minute advantage in time of possession. The Canes averaged seven plays on their seven touchdown drives. Running back **Mark Fletcher** rushed for 120 yards and two touchdowns, averaging 7.5 yards per carry. It was the third 100-yard game of his career.

Quarterback **Carson Beck** completed 23 of 28 passes for 340 yards with three touchdowns and two interceptions. Wide receivers **Keelan Marion** and **Malachi Toney** each had six receptions, while freshman **Joshua Moore** had three catches for 61 yards and the first two touchdowns of his career.

Miami's defense held USF to just 40 rushing yards. The Bulls converted 7 of 19 on third down and were 0 of 2 on fourth down. Defensive ends **Akheem Mesidor** and **Rueben Bain** each posted six tackles. Safety **Bryce Fitzgerald** picked off a pass for the second straight game.

USF quarterback Byrum Brown completed 20 of 36 passes for 274 yards with one score and one pick.

"Really just fired up, impressed with our players, our team, our entire organization, in handling the week in preparation for a team that had been playing really, really good football and handling what they do best, which is tempo," head coach **Mario Cristobal** said. "First goes out to our scout team. They simulated them as well as you possibly can all week long, and because that is a challenge, but the physicality, the level of energy that we played with tonight, although a couple of critical mistakes, was progress for our football team."

Game 4: #4/#6 Miami Hurricanes vs. Florida

HARD ROCK STADIUM - MIAMI GARDENS, FLA. - SEPTEMBER 20, 2025 7:30 PM (ABC)

	1st	2nd	3rd	4th	Total
Florida	0	0	7	0	7
#4/#6 Miami	7	6	0	13	26

SCORING SUMMARY

Qtr	Time	Scoring Play	V-H
1	09:25	UM - #6 C. Brown 2 rush (#38 C. Davis kick), 7-56, 3:31	0-7
2	14:04	UM - #38 C. Davis 53 FG, 16-37, 8:19	0-10
2	1:29	UM - #38 C. Davis 28 FG, 10-52, 3:22	0-13
3	3:24	UF - #13 J. Baugh 7 rush (#29 T. Smack kick), 11-80, 6:12	7-13
4	4:08	UM - #6 C. Brown 1 rush (#10 M. Toney pass from #11 C. Beck failed), 13-80, 7:12	7-19
4	1:57	UM - #4 M. Fletcher, Jr. (#38 C. Davis kick), 4-22, 1:01	7-26

SUMMARY

UF		MIAMI
7	First Downs	21
80	Rushing Yards	184
2.8	Average Rush	4.0
61	Passing Yards	160
141	Total Offense	344
2.7	Yards Per Play	4.5
3-20	Penalties - Yards	6-30
7-332	Punts-Yards	4-174
2-130	Kickoffs - Yards	6-390
0-0	Punt Returns - Yards	1-14
1-0	Interception Returns	0-0
23:30	Time of Possession	36:30
0-13	Third Down Conversion	8-16
3-6	Fourth Down Conversion	1-1
1-1	Red Zone Scores	4-4
1-8	Sacks By - Yards	4-21

DEFENSE DOMINATES GATORS IN 26-7 WIN

MIAMI GARDENS, Fla. -- It started early in the morning, when thousands of Miami Hurricanes fans descended upon the university's Coral Gables campus and gave the college football world a show for the ages.

The scene shifted to Hard Rock Stadium Saturday evening, where thousands more were treated to another memorable show.

The Canes conducted a defensive masterclass from start to finish, defeating the Florida Gators 26-7 before a sellout crowd of 66,713. Fourth-ranked Miami improved to 4-0, while Florida fell to 1-3.

The Canes' defense held UF to just 141 total yards while racking up four sacks and seven tackles for loss. The Gators had 13 third down opportunities and didn't convert one. Linebacker **Mohamed Toure** led the onslaught with 10 tackles and a sack.

Linebacker **Wesley Bissainthe** recorded eight stops and defensive end **Rueben Bain, Jr.** registered seven and one-half sack.

Meanwhile, the Canes racked up 344 total yards on 76 plays. Running back **Mark Fletcher** rushed for 116 yards and one touchdown and fellow back **CharMar "Marty" Brown** rushed for 80 yards and two scores.

Quarterback **Carson Beck** completed 17 of 30 passes for 160 yards and one interception. Four Canes tied for the team lead with four receptions.

Gators quarterback DJ Lagway completed just 12 of 23 passes for 61 yards. Running back Jadan Baugh rushed for 46 yards and had Florida's lone touchdown. Defensive back Jordan Castell paced UF with 10 tackles.

"This game means a lot to us," head coach **Mario Cristobal** said. "It means a lot to our alumni, the fan base and certainty we always thought they were a very talented team. They have a lot of really good players and they were always a play or two away from being really, really good. Our guys kept their composure when we started getting in a rut a little bit there with the offense. The defense played off the charts football, again."



2025-26 Miami (FL) Football
Game Results
All games

Page 1/1
as of Sep 21, 2025

Team Results

Date	Opponent		Score	Overall	Conf	Time	Attend
08/31/2025	Notre Dame	W	27-24	1-0	0-0	3:26	66793
09/06/2025	Bethune-Cookman	W	45-3	2-0	0-0	2:50	60617
09/13/2025	South Fla.	W	49-12	3-0	0-0	4:57	66591
09/20/2025	Florida	W	26-7	4-0	0-0	3:25	66713



2025-26 Miami (FL) Football
Team Game-by-Game
All games

Page 1/1
as of Sep 21, 2025

		Rushing				Receiving				Passing				Kick Returns				Punt Returns				tot			
Date	Opponent	no.	yds	td	lg	no.	yds	td	lg	cmp	att	int	yds	td	lg	no.	yds	td	lg	no.	yds	td	lg	off	
08/31/2025	Notre Dame	38	134	1	23	20	205	2	28	20-30-0				205	2	28	1	32	0	32	1	9	0	9	339
09/06/2025	Bethune-Cookman	30	199	4	30	30	344	2	40	30-36-0				344	2	40	1	25	0	25	2	11	0	9	543
09/13/2025	South Fla.	38	205	4	38	25	371	3	51	25-30-2				371	3	51	0	0	0	0	2	18	0	21	576
09/20/2025	Florida	46	184	3	20	17	160	0	22	17-30-1				160	0	22	1	19	0	19	1	14	0	14	344
Miami (FL)		152	722	12	38	92	1080	7	51	92-126-3				1080	7	51	3	76	0	32	6	52	0	21	1802
Opponents		117	305	2	30	69	673	3	65	69-112-3				673	3	65	2	34	0	19	3	9	0	7	978

Miami (FL) Averages

Games	Avg/ rush	Avg/ catch	Pass effc	KR avg	PR avg	All purpose avg/game	Total offense avg/game
4	4.8	11.7	158.6	25.3	8.7	485.5	450.5

Date	Opponent	Tackles				Sacks	Fumble	Pass Defense				blkd	PAT attempts			off		
		ua	a	total	tfl-yds	no-yds	ff	fr-yds	int-yds	qbh	brup	kick	kick	rush	rcv	saf	t/o	pts
08/31/2025	Notre Dame	31	24	55	5.0-30	3-24	2	1-0	1-12	1	3	0	3-3	0	0	0	3	27
09/06/2025	Bethune-Cookman	30	20	50	10.0-26	1-8	1	1-5	1-0	1	0	0	6-6	0	0	0	3	45
09/13/2025	South Fla.	26	36	62	4.0-25	2-16	1	1-0	1-0	1	7	0	7-7	0	0	0	7	49
09/20/2025	Florida	24	30	54	7.0-26	4-21	0	0-0	0-0	4	0	0	2-2	0	0	0	0	26
Miami (FL)		111	110	221	26.0-107	10-69	4	3-5	3-12	7	10	0	18-18	0	0	0	13	147
Opponents		146	130	276	11.0-36	5-25	1	0-0	3-27	3	11	0	4-4	0	0	0	0	46

Date	Opponent	Punting										Field Goals			Kickoffs				
		no.	yds	avg	long	blkd	tb	fc	50+	i20	md	att	long	blkd	no.	yds	avg	tb	ob
08/31/2025	Notre Dame	5	213	42.6	44	0	0	2	0	0	2	2	47	0	6	390	65.0	5	0
09/06/2025	Bethune-Cookman	0	0	0.0	0	0	0	0	0	0	1	1	31	0	8	520	65.0	8	0
09/13/2025	South Fla.	3	137	45.7	51	0	0	1	1	2	0	0	0	0	8	520	65.0	8	0
09/20/2025	Florida	4	174	43.5	50	0	2	1	1	2	2	2	53	0	6	390	65.0	5	0
Miami (FL)		12	524	43.7	51	0	2	4	2	4	5	5	53	0	28	1820	65.0	26	0
Opponents		19	869	45.7	57	0	1	4	5	4	4	4	45	0	13	841	64.7	10	0



2025-26 Miami (FL) Football
Opponents Game-by-Game
All games

Page 1/1
as of Sep 21, 2025

		Rushing				Receiving				Passing				Kick Returns				Punt Returns				tot			
Date	Opponent	no.	yds	td	lg	no.	yds	td	lg	cmp	att	int	yds	td	lg	no.	yds	td	lg	no.	yds	td	lg	off	
08/31/2025	Notre Dame	28	93	1	30	19	221	2	65	19-30-1				221	2	65	1	15	0	15	2	9	0	7	314
09/06/2025	Bethune-Cookman	33	92	0	28	14	99	0	21	14-18-1				99	0	21	0	0	0	0	0	0	0	0	191
09/13/2025	South Fla.	27	40	0	9	24	292	1	53	24-41-1				292	1	53	0	0	0	0	1	0	0	0	332
09/20/2025	Florida	29	80	1	27	12	61	0	12	12-23-0				61	0	12	1	19	0	19	0	0	0	0	141
Opponents		117	305	2	30	69	673	3	65	69-112-3				673	3	65	2	34	0	19	3	9	0	7	978
Miami (FL)		152	722	12	38	92	1080	7	51	92-126-3				1080	7	51	3	76	0	32	6	52	0	21	1802

Opponents Averages

Games	Avg/ rush	Avg/ catch	Pass effc	KR avg	PR avg	All purpose avg/game	Total offense avg/game
4	2.6	9.8	115.6	17.0	3.0	262.0	244.5

Date	Opponent	Tackles				Sacks		Fumble		Pass Defense			blkd	PAT attempts			off		
		ua	a	total	tfl-yds	no	yds	ff	fr-yds	int-yds	qbh	brup	kick	kick	rush	rcv	saf	t/o	pts
08/31/2025	Notre Dame	32	36	68	2.0-10	1	7	0	0-0	0-0	1	3	0	3-3	0	0	0	0	24
09/06/2025	Bethune-Cookman	38	32	70	3.0-7	2	6	1	0-0	0-0	0	4	0	0-0	0	0	0	0	3
09/13/2025	South Fla.	38	26	64	2.0-6	1	4	0	0-0	2-27	1	1	0	0-0	0	0	0	0	12
09/20/2025	Florida	38	36	74	4.0-13	1	8	0	0-0	1-0	1	3	0	1-1	0	0	0	0	7
Opponents		146	130	276	11.0-36	5	25	1	0-0	3	27	3	11	0	4	4	0	0	46
Miami (FL)		111	110	221	26.0-107	10	69	4	3-5	3	12	7	10	0	18	18	0	0	147

Date	Opponent	Punting										Field Goals			Kickoffs				
		no.	yds	avg	long	blkd	tb	fc	50+	i20	md	att	long	blkd	no.	yds	avg	tb	ob
08/31/2025	Notre Dame	4	180	45.0	55	0	0	3	1	1	1	1	39	0	5	325	65.0	4	0
09/06/2025	Bethune-Cookman	4	167	41.8	48	0	0	0	0	1	1	1	32	0	2	126	63.0	1	0
09/13/2025	South Fla.	4	190	47.5	52	0	0	0	1	2	2	2	45	0	4	260	65.0	4	0
09/20/2025	Florida	7	332	47.4	57	0	1	1	3	0	0	0	0	0	2	130	65.0	1	0
Opponents		19	869	45.7	57	0	1	4	5	4	4	4	45	0	13	841	64.7	10	0
Miami (FL)		12	524	43.7	51	0	2	4	2	4	5	5	53	0	28	1820	65.0	26	0



2025-26 Miami (FL) Football
Overall Team Statistics
All games

Page 1/2
as of Sep 21, 2025

Team Statistics

	UM	OPP
Scoring	147	46
Points per game	36.8	11.5
Points Off Turnovers	13	0
First Downs	99	54
Rushing	42	19
Passing	53	28
Penalty	4	7
Rushing Yardage	722	305
Yards gained rushing	766	410
Yards lost rushing	44	105
Rushing attempts	152	117
Average per rush	4.8	2.6
Average per game	180.5	76.3
TDs Rushing	12	2
Passing Yardage	1080	673
Comp-Att-Int	92-126-3	69-112-3
Average per pass	8.6	6.0
Average per catch	11.7	9.8
Average per game	270.0	168.3
TDs Passing	7	3
Total offense	1802	978
Total plays	278	229
Average per play	6.5	4.3
Average per game	450.5	244.5
Kick returns: #-Yards	3-76	2-34
Punt returns: #-Yards	6-52	3-9
Int returns: #-Yards	3-12	3-27
Kick return average	25.3	17.0
Punt return average	8.7	3.0
Int return average	4.0	9.0
Fumbles-Lost	2-0	4-3
Penalties-Yards	25-200	12-70
Average per game	50.0	17.5
Punts-Yards	12-524	19-869
Average per punt	43.7	45.7
Net punt average	39.6	41.8
Kickoffs-Yards	28-1820	13-841
Average per kick	65.0	64.7
Net kick average	40.6	39.6
Time of possession / game	33:38	26:22
3rd-down conversion	23/46	12/50
3rd-down pct	50%	24%
4th-down conversion	4/6	3/9



2025-26 Miami (FL) Football
Overall Team Statistics
All games

Page 2/2
as of Sep 21, 2025

	UM	OPP
4th-down pct	67%	33%
Sacks by-Yards	10-69	5-25
Misc Yards	0	0
Touchdowns scored	19	5
Field goals - attempts	5-5	4-4
On-Side kicks	0-0	0-0
Red-zone scores	(17-18) 94%	(7-9) 78%
Red-zone touchdowns	(14-18) 78%	(5-9) 56%
PAT-attempts	(18-18) 100%	(4-4) 100%
2-point conversion-attempts	(0-1) 0%	(0-1) 0%
Attendance	260714	0
Games / Avg per game	4/65179	0/0
Neutral site games	-	0/0

Score by Periods

Team	1st	2nd	3rd	4th	OT	TOT
Miami (FL)	35	48	21	43	0	147
Opponents	3	13	7	23	0	46



2025-26 Miami (FL) Football
Overall Defense Statistics
All games

Page 1/1
as of Sep 21, 2025

Team Defense

			Tackles				Sacks	Pass defense			Fumbles	blkd		
##	Player	gp	ua	a	tot	tfl/yds	no-yds	int-yds	brup	qbh	fr-yds	ff	kick	saf
4	Rueben Bain Jr.	4	11	11	22	3.5-19	2-13	1-12	1	1	.	1	.	.
1	Mohamed Toure	4	7	11	18	1-9	1-9	.	1
3	Akheem Mesidor	4	7	10	17	3-17	2.5-15	.	.	2
8	Jakobe Thomas	4	8	7	15	1.5-8	1-7	.	.	.	1-0	1	.	.
31	Wesley Bissainthe	4	7	7	14	1.5-4	1	.	.
11	David Blay	4	2	9	11	1.5-2	.	.	1	1
6	Xavier Lucas	4	6	5	11	0.5-2
10	Raul Aguirre, Jr.	4	8	3	11
0	Keionte Scott	4	5	4	9	3.5-8	.	.	2	2
99	Ahmad Moten	4	5	4	9	2-12	1-11
7	Zechariah Poyser	4	5	4	9	.	.	.	1
41	Chase Smith	4	3	5	8	.	.	.	1	.	2-0	.	.	.
12	Marquise Lightfoot	4	3	4	7	2-3	1-1	.	.	1
23	Dylan Day	4	2	4	6
2	Damari Brown	4	4	2	6
30	Kellen Wiley, Jr.	4	3	3	6	.	.	.	1
29	Romanas Frederique, Jr.	4	2	3	5	.	.	.	2
5	Justin Scott	4	3	1	4	1	.	.
90	Daylen Russell	2	2	2	4	1-2
28	Isaiah Taylor	4	4	.	4	2-2
33	Booker Pickett	2	2	1	3	1-10	1-10
24	Ethan O'Connor	4	3	.	3	1-4
22	Cameron Pruitt	4	2	1	3
18	Armondo Blount	3	.	2	2	0.5-3	0.5-3
9	Malik Bryant	2	1	1	2
13	Bryce Fitzgerald	4	1	1	2	.	.	2-0
16	Jaboree Antoine	2	1	1	2
21	Jaylin Alderman	3	1	1	2
93	Donta Simpson, Jr.	2	.	2	2	0.5-2
32	Kamal Bonner	2	.	1	1
46	Adam Booker	4	1	.	1
17	Tony Johnson	4	1	.	1
6	CharMar Brown	4	1	.	1
65	Seuseu Alofaituli	2	0-5	.	.	.
	Totals	4	111	110	221	26-107	10-69	3-12	10	7	3-5	4	0	0
	Opponents	4	146	130	276	11-36	5-25	3-27	11	3	0-0	1	0	0



2025-26 Miami (FL) Football
Team Game Highs
All games

Page 1/1
as of Sep 21, 2025

Miami (FL) - Game Highs

RUSHES	46	Florida (09/20/2025)
YARDS RUSHING	205	South Fla. (09/13/2025)
YARDS PER RUSH	6.6	Bethune-Cookman (09/06/2025)
TD RUSHES	4	South Fla. (09/13/2025)
	4	Bethune-Cookman (09/06/2025)
PASS ATTEMPTS	36	Bethune-Cookman (09/06/2025)
PASS COMPLETIONS	30	Bethune-Cookman (09/06/2025)
YARDS PASSING	371	South Fla. (09/13/2025)
YARDS PER PASS	12.4	South Fla. (09/13/2025)
TD PASSES	3	South Fla. (09/13/2025)
TOTAL PLAYS	76	Florida (09/20/2025)
TOTAL OFFENSE	576	South Fla. (09/13/2025)
YARDS PER PLAY	8.5	South Fla. (09/13/2025)
POINTS	49	South Fla. (09/13/2025)
SACKS BY	4	Florida (09/20/2025)
FIRST DOWNS	31	Bethune-Cookman (09/06/2025)
PENALTIES	9	South Fla. (09/13/2025)
PENALTY YARDS	69	South Fla. (09/13/2025)
TURNOVERS	2	South Fla. (09/13/2025)
PUNTS	5	Notre Dame (08/31/2025)
PUNTING AVG	45.7	South Fla. (09/13/2025)
LONG PUNT	51	South Fla. (09/13/2025)
PUNTS INSIDE 20	2	Florida (09/20/2025)
	2	South Fla. (09/13/2025)
LONG PUNT RETURN	21	South Fla. (09/13/2025)



2025-26 Miami (FL) Football
Opponent Match Highs
All games

Page 1/1
as of Sep 21, 2025

Opponent - Game Highs

RUSHES	33	Bethune-Cookman (09/06/2025)
YARDS RUSHING	93	Notre Dame (08/31/2025)
YARDS PER RUSH	3.3	Notre Dame (08/31/2025)
TD RUSHES	1	Florida (09/20/2025)
	1	Notre Dame (08/31/2025)
PASS ATTEMPTS	41	South Fla. (09/13/2025)
PASS COMPLETIONS	24	South Fla. (09/13/2025)
YARDS PASSING	292	South Fla. (09/13/2025)
YARDS PER PASS	7.4	Notre Dame (08/31/2025)
TD PASSES	2	Notre Dame (08/31/2025)
TOTAL PLAYS	68	South Fla. (09/13/2025)
TOTAL OFFENSE	332	South Fla. (09/13/2025)
YARDS PER PLAY	5.4	Notre Dame (08/31/2025)
POINTS	24	Notre Dame (08/31/2025)
SACKS BY	2	Bethune-Cookman (09/06/2025)
FIRST DOWNS	18	Notre Dame (08/31/2025)
PENALTIES	5	Notre Dame (08/31/2025)
PENALTY YARDS	20	Florida (09/20/2025)
	20	Bethune-Cookman (09/06/2025)
TURNOVERS	2	South Fla. (09/13/2025)
	2	Bethune-Cookman (09/06/2025)
	2	Notre Dame (08/31/2025)
PUNTS	7	Florida (09/20/2025)
PUNTING AVG	47.5	South Fla. (09/13/2025)
LONG PUNT	57	Florida (09/20/2025)
PUNTS INSIDE 20	2	South Fla. (09/13/2025)
LONG PUNT RETURN	7	Notre Dame (08/31/2025)



2025-26 Miami (FL) Football
Team Match Lows
All games

Page 1/1
as of Sep 21, 2025

Miami (FL) - Game Lows

RUSHES	30	Bethune-Cookman (09/06/2025)
YARDS RUSHING	134	Notre Dame (08/31/2025)
YARDS PER RUSH	3.5	Notre Dame (08/31/2025)
TD RUSHES	1	Notre Dame (08/31/2025)
PASS ATTEMPTS	30 30 30	Florida (09/20/2025) South Fla. (09/13/2025) Notre Dame (08/31/2025)
PASS COMPLETIONS	17	Florida (09/20/2025)
YARDS PASSING	160	Florida (09/20/2025)
YARDS PER PASS	5.3	Florida (09/20/2025)
TD PASSES	0	Florida (09/20/2025)
TOTAL PLAYS	66	Bethune-Cookman (09/06/2025)
TOTAL OFFENSE	339	Notre Dame (08/31/2025)
YARDS PER PLAY	4.5	Florida (09/20/2025)
POINTS	26	Florida (09/20/2025)
SACKS BY	1	Bethune-Cookman (09/06/2025)
FIRST DOWNS	20	Notre Dame (08/31/2025)
PENALTIES	4	Bethune-Cookman (09/06/2025)
PENALTY YARDS	30	Florida (09/20/2025)
INTERCEPTIONS BY	0	Florida (09/20/2025)
PUNTS	0	Bethune-Cookman (09/06/2025)
PUNTING AVG	0.0	Bethune-Cookman (09/06/2025)
LONG PUNT	0	Bethune-Cookman (09/06/2025)
PUNTS INSIDE 20	0 0	Bethune-Cookman (09/06/2025) Notre Dame (08/31/2025)
LONG PUNT RETURN	9 9	Bethune-Cookman (09/06/2025) Notre Dame (08/31/2025)



2025-26 Miami (FL) Football
Opponent Match Lows
All games

Page 1/1
as of Sep 21, 2025

Opponent - Game Lows

RUSHES	27	South Fla. (09/13/2025)
YARDS RUSHING	40	South Fla. (09/13/2025)
YARDS PER RUSH	1.5	South Fla. (09/13/2025)
TD RUSHES	0	South Fla. (09/13/2025)
	0	Bethune-Cookman (09/06/2025)
PASS ATTEMPTS	18	Bethune-Cookman (09/06/2025)
PASS COMPLETIONS	12	Florida (09/20/2025)
YARDS PASSING	61	Florida (09/20/2025)
YARDS PER PASS	2.7	Florida (09/20/2025)
TD PASSES	0	Florida (09/20/2025)
	0	Bethune-Cookman (09/06/2025)
TOTAL PLAYS	51	Bethune-Cookman (09/06/2025)
TOTAL OFFENSE	141	Florida (09/20/2025)
YARDS PER PLAY	2.7	Florida (09/20/2025)
POINTS	3	Bethune-Cookman (09/06/2025)
SACKS BY	1	Florida (09/20/2025)
	1	South Fla. (09/13/2025)
	1	Notre Dame (08/31/2025)
FIRST DOWNS	7	Florida (09/20/2025)
PENALTIES	2	South Fla. (09/13/2025)
	2	Bethune-Cookman (09/06/2025)
PENALTY YARDS	15	South Fla. (09/13/2025)
	15	Notre Dame (08/31/2025)
INTERCEPTIONS BY	0	Bethune-Cookman (09/06/2025)
	0	Notre Dame (08/31/2025)
PUNTS	4	South Fla. (09/13/2025)
	4	Bethune-Cookman (09/06/2025)
	4	Notre Dame (08/31/2025)
PUNTING AVG	41.8	Bethune-Cookman (09/06/2025)
LONG PUNT	48	Bethune-Cookman (09/06/2025)
PUNTS INSIDE 20	0	Florida (09/20/2025)
LONG PUNT RETURN	0	Florida (09/20/2025)
	0	South Fla. (09/13/2025)
	0	Bethune-Cookman (09/06/2025)



2025-26 Miami (FL) Football
Individual Game Highs
All games

Page 1/1
as of Sep 21, 2025

Miami (FL) - Individual Game Highs

RUSHES	24	Mark Fletcher Jr. vs Florida (09/20/2025)
YARDS RUSHING	120	Mark Fletcher Jr. vs South Fla. (09/13/2025)
TD RUSHES	2 2 2	CharMar Brown vs Florida (09/20/2025) Mark Fletcher Jr. vs South Fla. (09/13/2025) Mark Fletcher Jr. vs Bethune-Cookman (09/06/2025)
LONG RUSH	38	Mark Fletcher Jr. vs South Fla. (09/13/2025)
PASS ATTEMPTS	30 30	Carson Beck vs Florida (09/20/2025) Carson Beck vs Notre Dame (08/31/2025)
PASS COMPLETIONS	23	Carson Beck vs South Fla. (09/13/2025)
YARDS PASSING	340	Carson Beck vs South Fla. (09/13/2025)
TD PASSES	3	Carson Beck vs South Fla. (09/13/2025)
LONG PASS	51	Carson Beck vs South Fla. (09/13/2025)
RECEPTIONS	6 6 6 6	Keelan Marion vs South Fla. (09/13/2025) Malachi Toney vs South Fla. (09/13/2025) Malachi Toney vs Bethune-Cookman (09/06/2025) Malachi Toney vs Notre Dame (08/31/2025)
YARDS RECEIVING	82	Malachi Toney vs Notre Dame (08/31/2025)
TD RECEPTIONS	2 2	Joshua Moore vs South Fla. (09/13/2025) CJ Daniels vs Bethune-Cookman (09/06/2025)
LONG RECEPTION	51	Tony Johnson vs South Fla. (09/13/2025)
PUNTS	5	Dylan Joyce vs Notre Dame (08/31/2025)
PUNTING AVG	45.7	Dylan Joyce vs South Fla. (09/13/2025)
LONG PUNT	51	Dylan Joyce vs South Fla. (09/13/2025)
PUNTS INSIDE 20	2 2	Dylan Joyce vs Florida (09/20/2025) Dylan Joyce vs South Fla. (09/13/2025)
LONG PUNT RETURN	21	Malachi Toney vs South Fla. (09/13/2025)
LONG KICKOFF RETURN	32	Keelan Marion vs Notre Dame (08/31/2025)
TACKLES	10	Mohamed Toure vs Florida (09/20/2025)
SACKS	1.5	Akheem Mesidor vs Notre Dame (08/31/2025)
TACKLES FOR LOSS	3	Keionte Scott vs Bethune-Cookman (09/06/2025)



2025-26 Miami (FL) Football
Opponent Individual Match Highs
All games

Page 1/1
as of Sep 21, 2025

Opponent - Individual Game Highs

RUSHES	13	Byrum Brown vs South Fla. (09/13/2025)
YARDS RUSHING	46	Jadan Baugh vs Florida (09/20/2025)
TD RUSHES	1 1	Jadan Baugh vs Florida (09/20/2025) CJ Carr vs Notre Dame (08/31/2025)
LONG RUSH	30	Jadarian Price vs Notre Dame (08/31/2025)
PASS ATTEMPTS	36	Byrum Brown vs South Fla. (09/13/2025)
PASS COMPLETIONS	20	Byrum Brown vs South Fla. (09/13/2025)
YARDS PASSING	274	Byrum Brown vs South Fla. (09/13/2025)
TD PASSES	2	CJ Carr vs Notre Dame (08/31/2025)
LONG PASS	65	CJ Carr vs Notre Dame (08/31/2025)
RECEPTIONS	7	Christian Neptune vs South Fla. (09/13/2025)
YARDS RECEIVING	128	Chas Nimrod vs South Fla. (09/13/2025)
TD RECEPTIONS	1 1 1	Christian Neptune vs South Fla. (09/13/2025) Jordan Faison vs Notre Dame (08/31/2025) Micah Gilbert vs Notre Dame (08/31/2025)
LONG RECEPTION	65	Eli Raridon vs Notre Dame (08/31/2025)
FIELD GOALS	2	Nico Gramatica vs South Fla. (09/13/2025)
LONG FIELD GOALS	45	Nico Gramatica vs South Fla. (09/13/2025)
PUNTS	7	Tommy Doman vs Florida (09/20/2025)
PUNTING AVG	47.5	Chase Leon vs South Fla. (09/13/2025)
LONG PUNT	57	Tommy Doman vs Florida (09/20/2025)
PUNTS INSIDE 20	2	Chase Leon vs South Fla. (09/13/2025)
LONG PUNT RETURN	7	Jordan Faison vs Notre Dame (08/31/2025)
LONG KICKOFF RETURN	19	Vernell Brown III vs Florida (09/20/2025)
TACKLES	10	Jordan Castell vs Florida (09/20/2025)
SACKS	1 1 1 1 1	Jayden Woods vs Florida (09/20/2025) Mac Harris vs South Fla. (09/13/2025) Stephen Sparrow Jr. vs Bethune-Cookman (09/06/2025) Keyon Clark vs Bethune-Cookman (09/06/2025) Boubacar Traore vs Notre Dame (08/31/2025)
TACKLES FOR LOSS	1 1 1 1 1 1 1 1 1 1	Jamari Lyons vs Florida (09/20/2025) Bryce Thornton vs Florida (09/20/2025) Jayden Woods vs Florida (09/20/2025) Mac Harris vs South Fla. (09/13/2025) Kajuan Banks vs South Fla. (09/13/2025) Stephen Sparrow Jr. vs Bethune-Cookman (09/06/2025) Keyon Clark vs Bethune-Cookman (09/06/2025) Boubacar Traore vs Notre Dame (08/31/2025) Kyngstonn Viliamu-Asa vs Notre Dame (08/31/2025)
INTERCEPTIONS	1 1 1	Cormani McClain vs Florida (09/20/2025) Jarvis Lee vs South Fla. (09/13/2025) James Chenault vs South Fla. (09/13/2025)



2025-26 Miami (FL) Football
Individual Statistics
All games

Page 1/3
as of Sep 21, 2025

Rushing

Player	gp	att	gain	loss	net	avg	td	lg	avg/g
Mark Fletcher Jr.	4	66	394	6	388	5.9	5	38	97.0
CharMar Brown	4	49	208	2	206	4.2	4	23	51.5
Girard Pringle Jr.	2	7	48	0	48	6.9	2	30	24.0
Chris Wheatley-Humphrey	1	7	34	1	33	4.7	0	13	33.0
Carson Beck	4	10	38	19	19	1.9	1	11	4.8
Emory Williams	2	4	20	1	19	4.8	0	10	9.5
Keelan Marion	4	1	13	0	13	13.0	0	13	3.3
Jordan Lyle	1	5	11	0	11	2.2	0	5	11.0
Dylan Joyce	4	0	0	2	-2	0.0	0	0	-0.5
Team	4	3	0	13	-13	-4.3	0	0	-3.3
Total	4	152	766	44	722	4.8	12	38	180.5
Opponents	4	117	410	105	305	2.6	2	30	76.3

Passing

Player	gp	effic	comp-att-int	pct	yds	td	lg	avg/g
Carson Beck	4	161.4	82-112-3	73.2	972	7	51	243.0
Emory Williams	2	136.2	10-14-0	71.4	108	0	17	54.0
Total	4	158.6	92-126-3	73.0	1080	7	51	270.0
Opponents	4	115.6	69-112-3	61.6	673	3	65	168.3

Receiving

Player	gp	no.	yds	avg	td	lg	avg/g
Malachi Toney	4	22	268	12.2	1	28	67.0
CJ Daniels	4	18	191	10.6	3	40	47.8
Keelan Marion	4	11	125	11.4	0	36	31.3
Elija Lofton	4	8	79	9.9	0	17	19.8
CharMar Brown	4	8	75	9.4	1	22	18.8
Joshua Moore	4	6	76	12.7	2	39	19.0
Mark Fletcher Jr.	4	4	45	11.3	0	20	11.3
Tony Johnson	4	3	84	28.0	0	51	21.0
Daylyn Upshaw	2	3	26	8.7	0	15	13.0
Alex Bauman	4	2	12	6.0	0	6	3.0
Ray Ray Joseph	3	2	25	12.5	0	18	8.3
Brock Schott	1	2	24	12.0	0	14	24.0
Luka Gilbert	3	2	37	18.5	0	20	12.3
Ny Carr	1	1	13	13.0	0	13	13.0
Total	4	92	1080	11.7	7	51	270.0
Opponents	4	69	673	9.8	3	65	168.3

Punt Returns

Player	no.	yds	avg	td	lg
Malachi Toney	5	43	8.6	0	21
Ray Ray Joseph	1	9	9.0	0	9
Total	6	52	8.7	0	21
Opponents	3	9	3.0	0	7

Interceptions

Player	no.	yds	avg	td	lg
Bryce Fitzgerald	2	0	0.0	0	0
Rueben Bain Jr.	1	12	12.0	0	12
Total	3	12	4.0	0	12
Opponents	3	27	9.0	0	27

Kick Returns

Player	no.	yds	avg	td	lg
Keelan Marion	3	76	25.3	0	32
Total	3	76	25.3	0	32
Opponents	2	34	17.0	0	19

Fumbles Recovered

Player	no.	yds	avg	td	lg
Seuseu Alofaituli	0	5	0.0	0	5
Chase Smith	2	0	0.0	0	0
Jakobe Thomas	1	0	0.0	0	0
Total	3	5	1.7	0	5
Opponents	0	0	0.0	0	0



2025-26 Miami (FL) Football
Individual Statistics
All games

Page 2/3
as of Sep 21, 2025

Scoring

Player	td	fg	PAT						pts
			kick	rush	rcv	pass	dxp	saf	
Mark Fletcher Jr.	5	-	-	-	-	-	-	-	30
CharMar Brown	5	-	-	-	-	-	-	-	30
Carter Davis	-	4-4	14-14	-	-	-	-	-	26
CJ Daniels	3	-	-	-	-	-	-	-	18
Joshua Moore	2	-	-	-	-	-	-	-	12
Girard Pringle Jr.	2	-	-	-	-	-	-	-	12
Carson Beck	1	-	-	-	-	-	-	-	6
Bert Auburn	-	1-1	3-3	-	-	-	-	-	6
Malachi Toney	1	-	-	-	-	-	-	-	6
Will Rocha	-	-	1-1	-	-	-	-	-	1
Total	19	5-5	18-18	0	0	0	0	0	147
Opponents	5	4-4	4-4	0	0	0	0	0	46

Field Goals

Player	fg	pct.	01-19	20-29	30-39	40-49	50-99	lg	blk
Carter Davis	4-4	100.0	0-0	1-1	1-1	1-1	1-1	53	0
Bert Auburn	1-1	100.0	0-0	0-0	1-1	0-0	0-0	31	0
Opponents	4-4	100.0	0-0	1-1	2-2	1-1	0-0	45	0

FG Sequence

Team Name	Miami (FL)	Opponents
Notre Dame	(38),(47)	(39)
Bethune-Cookman	(31)	(32)
South Fla.		(45),(28)
Florida	(53),(28)	

Numbers in (parentheses) indicate field goal was made

Total Offense

Player	g	plays	rush	pass	total	avg/g
Carson Beck	4	122	19	972	991	247.8
Mark Fletcher Jr.	4	66	388	0	388	97.0
CharMar Brown	4	49	206	0	206	51.5
Emory Williams	2	18	19	108	127	63.5
Girard Pringle Jr.	2	7	48	0	48	24.0
Chris Wheatley-Humphrey	1	7	33	0	33	33.0
Keelan Marion	4	1	13	0	13	3.3
Jordan Lyle	1	5	11	0	11	11.0
Dylan Joyce	4	0	-2	0	-2	-0.5
Team	4	0	-13	0	-13	-3.3
Total	4	278	722	1080	1802	450.5
Opponents	4	229	305	673	978	244.5

Punting

Player	no.	yds	avg	lg	tb	fc	i20	50+	blk
Dylan Joyce	12	524	43.7	51	2	4	4	2	0
Total	12	524	43.7	51	2	4	4	2	0
Opponents	19	869	45.7	57	1	4	4	5	0

Kickoffs

Player	no.	yds	avg	tb	ob	retn	net	ydln
Carter Davis	25	1625	65.0	23	0			
Bert Auburn	3	195	65.0	3	0			
Total	28	1820	65.0	26	0	2	40.6	24
Opponents	13	841	64.7	10	0	3	39.6	25



2025-26 Miami (FL) Football
Individual Statistics
All games

Page 3/3
as of Sep 21, 2025

All Purpose

Player	g	rush	rcv	pr	kr	ir	total	avg/g
Mark Fletcher Jr.	4	388	45	0	0	0	433	108.3
Malachi Toney	4	0	268	43	0	0	311	77.8
CharMar Brown	4	206	75	0	0	0	281	70.3
Keelan Marion	4	13	125	0	76	0	214	53.5
CJ Daniels	4	0	191	0	0	0	191	47.8
Tony Johnson	4	0	84	0	0	0	84	21.0
Elija Lofton	4	0	79	0	0	0	79	19.8
Joshua Moore	4	0	76	0	0	0	76	19.0
Girard Pringle Jr.	2	48	0	0	0	0	48	24.0
Luka Gilbert	3	0	37	0	0	0	37	12.3
Ray Ray Joseph	3	0	25	9	0	0	34	11.3
Chris Wheatley-Humphrey	1	33	0	0	0	0	33	33.0
Daylyn Upshaw	2	0	26	0	0	0	26	13.0
Brock Schott	1	0	24	0	0	0	24	24.0
Carson Beck	4	19	0	0	0	0	19	4.8
Emory Williams	2	19	0	0	0	0	19	9.5
Ny Carr	1	0	13	0	0	0	13	13.0
Alex Bauman	4	0	12	0	0	0	12	3.0
Rueben Bain Jr.	4	0	0	0	0	12	12	3.0
Jordan Lyle	1	11	0	0	0	0	11	11.0
Dylan Joyce	4	-2	0	0	0	0	-2	-0.5
Team	4	-13	0	0	0	0	-13	-3.3
Total	4	722	1080	52	76	12	1942	485.5
Opponents	4	305	673	9	34	27	1048	262.0



2025-26 Miami (FL) Football Combined Team Statistics All games

Page 1/3
as of Sep 21, 2025

Team Results

Date	Opponent		Score	Att.
08/31/2025	Notre Dame	W	27-24	66793
09/06/2025	Bethune-Cookman	W	45-3	60617
09/13/2025	South Fla.	W	49-12	66591
09/20/2025	Florida	W	26-7	66713

Game Records

Record	Overall	Home	Away	Neutral
ALL GAMES	4-0	4-0	0-0	0-0
CONFERENCE	0-0	0-0	0-0	0-0
NON-CONFERENCE	4-0	4-0	0-0	0-0

Rushing

Player	gp	att	gain	loss	net	avg	td	lg	avg/g
Mark Fletcher Jr.	4	66	394	6	388	5.9	5	38	97.0
CharMar Brown	4	49	208	2	206	4.2	4	23	51.5
Girard Pringle Jr.	2	7	48	0	48	6.9	2	30	24.0
Chris Wheatley-Humphrey	1	7	34	1	33	4.7	0	13	33.0
Carson Beck	4	10	38	19	19	1.9	1	11	4.8
Emory Williams	2	4	20	1	19	4.8	0	10	9.5
Keelan Marion	4	1	13	0	13	13.0	0	13	3.3
Jordan Lyle	1	5	11	0	11	2.2	0	5	11.0
Dylan Joyce	4	0	0	2	-2	0.0	0	0	-0.5
Team	4	3	0	13	-13	-4.3	0	0	-3.3
Total	4	152	766	44	722	4.8	12	38	180.5
Opponents	4	117	410	105	305	2.6	2	30	76.3

Passing

Player	gp	effic	comp-att-int	pct	yds	td	lg	avg/g
Carson Beck	4	161.4	82-112-3	73.2	972	7	51	243.0
Emory Williams	2	136.2	10-14-0	71.4	108	0	17	54.0
Total	4	158.6	92-126-3	73.0	1080	7	51	270.0
Opponents	4	115.6	69-112-3	61.6	673	3	65	168.3

Receiving

Player	gp	no.	yds	avg	td	lg	avg/g
Malachi Toney	4	22	268	12.2	1	28	67.0
CJ Daniels	4	18	191	10.6	3	40	47.8
Keelan Marion	4	11	125	11.4	0	36	31.3
Elija Lofton	4	8	79	9.9	0	17	19.8
CharMar Brown	4	8	75	9.4	1	22	18.8
Joshua Moore	4	6	76	12.7	2	39	19.0
Mark Fletcher Jr.	4	4	45	11.3	0	20	11.3
Tony Johnson	4	3	84	28.0	0	51	21.0
Daylyn Upshaw	2	3	26	8.7	0	15	13.0
Alex Bauman	4	2	12	6.0	0	6	3.0
Ray Ray Joseph	3	2	25	12.5	0	18	8.3
Brock Schott	1	2	24	12.0	0	14	24.0
Luka Gilbert	3	2	37	18.5	0	20	12.3
Ny Carr	1	1	13	13.0	0	13	13.0
Total	4	92	1080	11.7	7	51	270.0
Opponents	4	69	673	9.8	3	65	168.3

Team Statistics

	UM	OPP
First Downs	99	54
Rushing	42	19
Passing	53	28
Penalty	4	7
Rushing Yardage	722	305
Rushing attempts	152	117
Average per rush	4.8	2.6
Average per game	180.5	76.3
TDs Rushing	12	2
Passing Yardage	1080	673
Comp-Att-Int	92-126-3	69-112-3
Average per pass	8.6	6.0
Average per catch	11.7	9.8
Average per game	270.0	168.3
TDs Passing	7	3
Total offense	1802	978
Average per play	6.5	4.3
Average per game	450.5	244.5
Kick returns: #-Yards	3-76	2-34
Punt returns: #-Yards	6-52	3-9
Int returns: #-Yards	3-12	3-27
Fumbles-Lost	2-0	4-3
Penalties-Yards	25-200	12-70
Punts-Avg	12-43.7	19-45.7
Time of possession / game	33:38	26:22
3rd-down conversion	23/46	12/50
4th-down conversion	4/6	3/9
PAT-attempts	(18-18) 100%	(4-4) 100%
2-point conversion-attempts	(0-1) 0%	(0-1) 0%

Interceptions

Player	no.	yds	avg	td	lg
Bryce Fitzgerald	2	0	0.0	0	0
Rueben Bain Jr.	1	12	12.0	0	12
Total	3	12	4.0	0	12
Opponents	3	27	9.0	0	27



2025-26 Miami (FL) Football Combined Team Statistics All games

Page 2/3
as of Sep 21, 2025

Field Goals

Player	fg	pct.	01-19	20-29	30-39	40-49	50-99	lg	blk
Carter Davis	4-4	100.0	0-0	1-1	1-1	1-1	1-1	53	0
Bert Auburn	1-1	100.0	0-0	0-0	1-1	0-0	0-0	31	0
Opponents	4-4	100.0	0-0	1-1	2-2	1-1	0-0	45	0

Scoring

Player	td	fg	PAT						pts
			kick	rush	rcv	pass	dxp	saf	
Mark Fletcher Jr.	5	-	-	-	-	-	-	-	30
CharMar Brown	5	-	-	-	-	-	-	-	30
Carter Davis	-	4-4	14-14	-	-	-	-	-	26
CJ Daniels	3	-	-	-	-	-	-	-	18
Joshua Moore	2	-	-	-	-	-	-	-	12
Girard Pringle Jr.	2	-	-	-	-	-	-	-	12
Carson Beck	1	-	-	-	-	-	-	-	6
Bert Auburn	-	1-1	3-3	-	-	-	-	-	6
Malachi Toney	1	-	-	-	-	-	-	-	6
Will Rocha	-	-	1-1	-	-	-	-	-	1
Total	19	5-5	18-18	0	0	0	0	0	147
Opponents	5	4-4	4-4	0	0	0	0	0	46

Score by Periods

Team	1st	2nd	3rd	4th	OT	TOT
Miami (FL)	35	48	21	43	0	147
Opponents	3	13	7	23	0	46

Punting

Player	no.	yds	avg	lg	tb	fc	i20	50+	blk
Dylan Joyce	12	524	43.7	51	2	4	4	2	0
Total	12	524	43.7	51	2	4	4	2	0
Opponents	19	869	45.7	57	1	4	4	5	0

Punt Returns

Player	no.	yds	avg	td	lg
Malachi Toney	5	43	8.6	0	21
Ray Ray Joseph	1	9	9.0	0	9
Total	6	52	8.7	0	21
Opponents	3	9	3.0	0	7

Kick Returns

Player	no.	yds	avg	td	lg
Keelan Marion	3	76	25.3	0	32
Total	3	76	25.3	0	32
Opponents	2	34	17.0	0	19

All Purpose

Player	g	rush	rcv	pr	kr	ir	total	avg/g
Mark Fletcher Jr.	4	388	45	0	0	0	433	108.3
Malachi Toney	4	0	268	43	0	0	311	77.8
CharMar Brown	4	206	75	0	0	0	281	70.3
Keelan Marion	4	13	125	0	76	0	214	53.5
CJ Daniels	4	0	191	0	0	0	191	47.8
Tony Johnson	4	0	84	0	0	0	84	21.0
Elija Lofton	4	0	79	0	0	0	79	19.8
Joshua Moore	4	0	76	0	0	0	76	19.0
Girard Pringle Jr.	2	48	0	0	0	0	48	24.0
Luka Gilbert	3	0	37	0	0	0	37	12.3
Ray Ray Joseph	3	0	25	9	0	0	34	11.3
Chris Wheatley-Humphrey	1	33	0	0	0	0	33	33.0
Daylyn Upshaw	2	0	26	0	0	0	26	13.0
Brock Schott	1	0	24	0	0	0	24	24.0
Carson Beck	4	19	0	0	0	0	19	4.8
Emory Williams	2	19	0	0	0	0	19	9.5
Ny Carr	1	0	13	0	0	0	13	13.0
Alex Bauman	4	0	12	0	0	0	12	3.0
Rueben Bain Jr.	4	0	0	0	0	12	12	3.0
Jordan Lyle	1	11	0	0	0	0	11	11.0
Dylan Joyce	4	-2	0	0	0	0	-2	-0.5
Total	4	722	1080	52	76	12	1942	485.5
Opponents	4	305	673	9	34	27	1048	262.0

Total Offense

Player	g	plays	rush	pass	total	avg/g
Carson Beck	4	122	19	972	991	247.8
Mark Fletcher Jr.	4	66	388	0	388	97.0
CharMar Brown	4	49	206	0	206	51.5
Emory Williams	2	18	19	108	127	63.5
Girard Pringle Jr.	2	7	48	0	48	24.0
Chris Wheatley-Humphrey	1	7	33	0	33	33.0
Keelan Marion	4	1	13	0	13	3.3
Jordan Lyle	1	5	11	0	11	11.0
Dylan Joyce	4	0	-2	0	-2	-0.5
Total	4	278	722	1080	1802	450.5
Opponents	4	229	305	673	978	244.5



2025-26 Miami (FL) Football
Combined Team Statistics
All games

Page 3/3
as of Sep 21, 2025

Team Defense

			Tackles				Sacks	Pass defense			Fumbles		blkd	
##	Player	gp	ua	a	tot	tfl/yds	no-yds	int-yds	brup	qbh	fr-yds	ff	kick	saf
4	Rueben Bain Jr.	4	11	11	22	3.5-19	2-13	1-12	1	1	.	1	.	.
1	Mohamed Toure	4	7	11	18	1-9	1-9	.	1
3	Akheem Mesidor	4	7	10	17	3-17	2.5-15	.	.	2
8	Jakobe Thomas	4	8	7	15	1.5-8	1-7	.	.	.	1-0	1	.	.
31	Wesley Bissainthe	4	7	7	14	1.5-4	1	.	.
11	David Blay	4	2	9	11	1.5-2	.	.	1	1
10	Raul Aguirre, Jr.	4	8	3	11
6	Xavier Lucas	4	6	5	11	0.5-2
0	Keionte Scott	4	5	4	9	3.5-8	.	.	2	2
99	Ahmad Moten	4	5	4	9	2-12	1-11
7	Zechariah Poyser	4	5	4	9	.	.	.	1
41	Chase Smith	4	3	5	8	.	.	.	1	.	2-0	.	.	.
12	Marquise Lightfoot	4	3	4	7	2-3	1-1	.	.	1
2	Damari Brown	4	4	2	6
23	Dylan Day	4	2	4	6
30	Kellen Wiley, Jr.	4	3	3	6	.	.	.	1
29	Romanas Frederique, Jr.	4	2	3	5	.	.	.	2
28	Isaiah Taylor	4	4	.	4	2-2
5	Justin Scott	4	3	1	4	1	.	.
90	Daylen Russell	2	2	2	4	1-2
24	Ethan O'Connor	4	3	.	3	1-4
22	Cameron Pruitt	4	2	1	3
33	Booker Pickett	2	2	1	3	1-10	1-10
21	Jaylin Alderman	3	1	1	2
9	Malik Bryant	2	1	1	2
18	Armondo Blount	3	.	2	2	0.5-3	0.5-3
13	Bryce Fitzgerald	4	1	1	2	.	.	2-0
16	Jaboree Antoine	2	1	1	2
93	Donta Simpson, Jr.	2	.	2	2	0.5-2
17	Tony Johnson	4	1	.	1
46	Adam Booker	4	1	.	1
32	Kamal Bonner	2	.	1	1
6	CharMar Brown	4	1	.	1
65	Seuseu Alofaituli	2	0-5	.	.	.
Totals		4	111	110	221	26-107	10-69	3-12	10	7	3-5	4	0	0
Opponents		4	146	130	276	11-36	5-25	3-27	11	3	0-0	1	0	0



2025-26 Miami (FL) Football
Games Played
All games

Page 1/2
as of Sep 21, 2025

##	Player	GP-GS	ND	BCU	USF	UF
0	Keelan Marion	4/4	START	START	START	START
0	Keionte Scott	4/4	START	START	START	START
1	Mohamed Toure	4/4	START	START	START	START
1	Joshisa Trader	1/0	XXX
2	Damari Brown	4/0	XXX	XXX	XXX	XXX
2	Jordan Lyle	1/1	START
3	Akheem Mesidor	4/4	START	START	START	START
3	Joshua Moore	4/0	XXX	XXX	XXX	XXX
4	Mark Fletcher Jr.	4/3	XXX	START	START	START
4	Rueben Bain Jr.	4/4	START	START	START	START
5	Ray Ray Joseph	3/0	XXX	XXX	XXX	...
5	Justin Scott	4/0	XXX	XXX	XXX	XXX
6	Xavier Lucas	4/4	START	START	START	START
6	CharMar Brown	4/0	XXX	XXX	XXX	XXX
7	CJ Daniels	4/4	START	START	START	START
7	Zechariah Poyser	4/4	START	START	START	START
8	Jakobe Thomas	4/4	START	START	START	START
8	Emory Williams	2/0	...	XXX	XXX	...
9	Malik Bryant	2/0	XXX	XXX
9	Elija Lofton	4/1	START	XXX	XXX	XXX
10	Raul Aguirre, Jr.	4/0	XXX	XXX	XXX	XXX
10	Malachi Toney	4/3	START	START	XXX	START
11	Carson Beck	4/4	START	START	START	START
11	David Blay	4/4	START	START	START	START
12	Marquise Lightfoot	4/0	XXX	XXX	XXX	XXX
12	Ny Carr	1/0	...	XXX
13	Daylyn Upshaw	2/0	...	XXX	XXX	...
13	Bryce Fitzgerald	4/0	XXX	XXX	XXX	XXX
14	Hayden Lowe	0/0
15	Markeith Williams	0/0
15	Judd Anderson	0/0
16	Jaboree Antoine	2/0	...	XXX	XXX	...
16	Luke Nickel	0/0
17	Tony Johnson	4/0	XXX	XXX	XXX	XXX
17	Bobby Washington Jr.	0/0
18	Armondo Blount	3/0	XXX	...	XXX	XXX
18	Chance Robinson	1/0	...	XXX
18	Joe Borchers	0/0
18	Vinny Gonzalez	0/0
19	Charles Brantley	1/0	XXX	...
19	Brock Schott	1/0	...	XXX
20	Terrell Walden	0/0
20	Chris Ewald, Jr.	1/0	...	XXX
21	Jaylin Alderman	3/0	XXX	XXX	XXX	...
22	Cameron Pruitt	4/0	XXX	XXX	XXX	XXX
22	Girard Pringle Jr.	2/0	...	XXX	XXX	...
23	Dylan Day	4/0	XXX	XXX	XXX	XXX
24	Ethan O'Connor	4/0	XXX	XXX	XXX	XXX
25	Jadais Richard	1/0	XXX	...
25	Chris Wheatley-Humphrey	1/0	...	XXX
27	Ryan Mack	0/0
28	Isaiah Taylor	4/0	XXX	XXX	XXX	XXX
29	Romanas Frederique, Jr.	4/4	START	START	START	START
30	Kellen Wiley, Jr.	4/0	XXX	XXX	XXX	XXX
31	Wesley Bissainthe	4/4	START	START	START	START
32	Kamal Bonner	2/0	XXX	...	XXX	...
33	Booker Pickett	2/0	...	XXX	XXX	...
33	Nick Thomas	0/0
34	Adarius Hayes	0/0
35	Jack Gonzalez-Whitehouse	0/0



2025-26 Miami (FL) Football
Games Played
All games

Page 2/2
as of Sep 21, 2025

##	Player	GP-GS	ND	BCU	USF	UF
35	Herbert Scroggins III	2/0	...	XXX	XXX	...
36	Nick Kelly	4/0	XXX	XXX	XXX	XXX
37	Amari Wallace	0/0
37	Henry Pikus	0/0
38	Carter Davis	4/0	XXX	XXX	XXX	XXX
39	Casey Rizzi	0/0
40	Briton Allen	2/0	...	XXX	XXX	...
40	Brennan Burton	0/0
41	Chase Smith	4/0	XXX	XXX	XXX	XXX
42	Artavius Jones	0/0
43	Tyler Rowe	0/0
43	Andrew Cohen	0/0
44	Cole McConathy II	0/0
44	Owen Ruskavich	2/0	...	XXX	XXX	...
45	Bert Auburn	2/0	...	XXX	XXX	...
45	Braylon Lamar	0/0
46	Adam Booker	4/0	XXX	XXX	XXX	XXX
46	Dylan Reiman	2/0	XXX	XXX
47	Stone Stroud	1/0	...	XXX
48	Andres Williams	1/0	XXX	...
52	James Brockermeyer	4/4	START	START	START	START
52	Jack McManus	2/0	XXX	XXX
54	Michael Donovan	2/0	...	XXX	XXX	...
54	Ezekiel Marcelin, Jr.	0/0
55	Nino Francavilla	1/0	...	XXX
55	Mykah Newton	1/0	...	XXX
61	Francis Mauigoa	4/4	START	START	START	START
62	Tommy Kinsler IV	4/0	XXX	XXX	XXX	XXX
63	Samson Okunlola	4/0	XXX	XXX	XXX	XXX
64	Ralph Scroggins	0/0
65	Seuseu Alofaituli	2/0	...	XXX	XXX	...
66	Max Buchanan	1/0	...	XXX
70	Markel Bell	4/4	START	START	START	START
71	Jaden Wilkerson	0/0
72	Demetrius Campbell	0/0
73	Anez Cooper	4/4	START	START	START	START
74	Yerovi Valdes	1/0	XXX	...
76	Ryan Rodriguez	4/0	XXX	XXX	XXX	XXX
77	Juan Minaya	1/0	...	XXX
78	Matthew McCoy	4/4	START	START	START	START
79	Deryc Plazz	1/0	...	XXX
80	Hunter Carver	0/0
81	Riply Luna	0/0
84	Jack Nickel	1/0	...	XXX
85	Jackson Carver	0/0
86	Kolby Luna	0/0
87	Alex Bauman	4/3	XXX	START	START	START
88	Luka Gilbert	3/0	...	XXX	XXX	XXX
90	Daylen Russell	2/0	...	XXX	XXX	...
92	Samuel Coufal	2/0	...	XXX	XXX	...
93	Donta Simpson, Jr.	2/0	...	XXX	XXX	...
94	Dylan Joyce	4/0	XXX	XXX	XXX	XXX
95	Cooper Ricks	0/0
96	Tucker Tevepough	0/0
97	Will Rocha	1/0	...	XXX
99	Ahmad Moten	4/4	START	START	START	START



2025-26 Miami (FL) Football
Total Tackles Game-by-Game
All games

Page 1/1
as of Sep 21, 2025

Total Tackles

Player	S-A	Total	ND	BCU	USF	UF
Rueben Bain Jr.	11-11	22	3-3	2-1	2-4	4-3
Mohamed Toure	7-11	18	1-3	1-3	-	5-5
Akheem Mesidor	7-10	17	3-2	0-2	1-5	3-1
Jakobe Thomas	8-7	15	2-2	1-1	3-1	2-3
Wesley Bissainthe	7-7	14	2-1	1-1	1-0	3-5
Raul Aguirre, Jr.	8-3	11	5-1	1-1	1-1	1-0
Xavier Lucas	6-5	11	3-2	2-1	1-0	0-2
David Blay	2-9	11	1-0	1-1	0-2	0-6
Keionte Scott	5-4	9	0-1	3-0	0-2	2-1
Zechariah Poyser	5-4	9	2-1	1-0	0-2	2-1
Ahmad Moten	5-4	9	2-1	2-0	1-3	-
Chase Smith	3-5	8	0-2	1-0	2-3	-
Marquise Lightfoot	3-4	7	-	2-2	0-1	1-1
Damari Brown	4-2	6	2-0	1-0	1-1	0-1
Kellen Wiley, Jr.	3-3	6	-	3-2	0-1	-
Dylan Day	2-4	6	0-2	0-1	2-1	-
Romanas Frederique, Jr.	2-3	5	1-1	1-0	0-1	0-1
Isaiah Taylor	4-0	4	-	2-0	2-0	-
Justin Scott	3-1	4	1-1	1-0	1-0	-
Daylen Russell	2-2	4	DNP	2-0	0-2	DNP
Ethan O'Connor	3-0	3	-	-	3-0	-
Cameron Pruitt	2-1	3	1-0	0-1	-	1-0
Booker Pickett	2-1	3	DNP	1-0	1-1	DNP
Malik Bryant	1-1	2	1-0	0-1	DNP	DNP
Bryce Fitzgerald	1-1	2	1-0	-	0-1	-
Jaboree Antoine	1-1	2	DNP	-	1-1	DNP
Jaylin Alderman	1-1	2	-	1-0	0-1	DNP
Armondo Blount	0-2	2	0-1	DNP	0-1	-
Donta Simpson, Jr.	0-2	2	DNP	0-2	-	DNP
CharMar Brown	1-0	1	-	-	1-0	-
Tony Johnson	1-0	1	-	-	1-0	-
Adam Booker	1-0	1	-	-	1-0	-
Kamal Bonner	0-1	1	-	DNP	0-1	DNP



2025-26 Miami (FL) Football
Rushing/Receiving Game-by-Game
All games

Page 1/1
as of Sep 21, 2025

Rushing

Player	No-Yds/TD	ND	BCU	USF	UF
Mark Fletcher Jr.	66-388/5	15-66/0	11-86/2	16-120/2	24-116/1
CharMar Brown	49-206/4	15-69/1	7-35/1	9-22/0	18-80/2
Carson Beck	10-19/1	2--2/0	-	6-28/1	2--7/0
Girard Pringle Jr.	7-48/2	DNP	2-36/1	5-12/1	DNP
Chris Wheatley-Humphrey	7-33/0	DNP	7-33/0	DNP	DNP
Jordan Lyle	5-11/0	5-11/0	DNP	DNP	DNP
Emory Williams	4-19/0	DNP	3-9/0	1-10/0	DNP
Keelan Marion	1-13/0	-	-	1-13/0	-

Receiving

Player	No-Yds/TD	ND	BCU	USF	UF
Malachi Toney	22-268/1	6-82/1	6-80/0	6-66/0	4-40/0
CJ Daniels	18-191/3	5-46/1	5-73/2	4-56/0	4-16/0
Keelan Marion	11-125/0	3-29/0	1-7/0	6-81/0	1-8/0
Elija Lofton	8-79/0	1-15/0	3-21/0	-	4-43/0
CharMar Brown	8-75/1	2-17/0	1-4/0	1-1/1	4-53/0
Joshua Moore	6-76/2	2-8/0	1-7/0	3-61/2	-
Mark Fletcher Jr.	4-45/0	1-8/0	1-12/0	2-25/0	-
Tony Johnson	3-84/0	-	1-20/0	2-64/0	-
Daylyn Upshaw	3-26/0	DNP	3-26/0	-	DNP
Luka Gilbert	2-37/0	DNP	1-20/0	1-17/0	-
Ray Ray Joseph	2-25/0	-	2-25/0	-	DNP
Brock Schott	2-24/0	DNP	2-24/0	DNP	DNP
Alex Bauman	2-12/0	-	2-12/0	-	-
Ny Carr	1-13/0	DNP	1-13/0	DNP	DNP



2025-26 Miami (FL) Football
Returns Game-by-Game
All games

Page 1/1
as of Sep 21, 2025

Punt Returns

Player	No-Yds	ND	BCU	USF	UF
Malachi Toney	5-43	1-9	1-2	2-18	1-14
Ray Ray Joseph	1-9	-	1-9	-	DNP

Kick Returns

Player	No-Yds	ND	BCU	USF	UF
Keelan Marion	3-76	1-32	1-25	-	1-19

Interceptions Returns

Player	No-Yds	ND	BCU	USF	UF
Bryce Fitzgerald	2-0	-	1-0	1-0	-
Rueben Bain Jr.	1-12	1-12	-	-	-

Fumble Returns

Player	No-Yds	ND	BCU	USF	UF
Chase Smith	2-0	-	1-0	1-0	-
Jakobe Thomas	1-0	1-0	-	-	-



2025-26 Miami (FL) Football
Sacks Game-by-Game
All games

Page 1/1
as of Sep 21, 2025

Player	UA-A	Total	ND	BCU	USF	UF
Akheem Mesidor	1-3	2.5	1.5-10	-	0.5-3	0.5-2
Rueben Bain Jr.	1-2	2	0.5-3	1-8	-	0.5-2
Mohamed Toure	1-0	1	-	-	-	1-9
Jakobe Thomas	1-0	1	-	-	-	1-7
Marquise Lightfoot	1-0	1	-	-	-	1-1
Booker Pickett	1-0	1	DNP	-	1-10	DNP
Ahmad Moten	1-0	1	1-11	-	-	-
Armondo Blount	0-1	0.5	-	DNP	0.5-3	-



2025-26 Miami (FL) Football
Tackles For Loss Game-by-Game
All games

Page 1/1
as of Sep 21, 2025

Player	UA-A	Total	ND	BCU	USF	UF
Keionte Scott	3-1	3.5	-	3.0-7	-	0.5-1
Rueben Bain Jr.	2-3	3.5	0.5-3	1.0-8	1.0-5	1.0-3
Akheem Mesidor	1-4	3.0	1.5-10	0.5-2	0.5-3	0.5-2
Marquise Lightfoot	2-0	2.0	-	1.0-2	-	1.0-1
Isaiah Taylor	2-0	2.0	-	2.0-2	-	-
Ahmad Moten	2-0	2.0	1.0-11	1.0-1	-	-
Jakobe Thomas	1-1	1.5	-	-	-	1.5-8
David Blay	1-1	1.5	1.0-2	-	-	0.5-0
Wesley Bissainthe	1-1	1.5	1.0-4	-	-	0.5-0
Mohamed Toure	1-0	1.0	-	-	-	1.0-9
Ethan O'Connor	1-0	1.0	-	-	1.0-4	-
Booker Pickett	1-0	1.0	DNP	-	1.0-10	DNP
Daylen Russell	1-0	1.0	DNP	1.0-2	-	DNP
Xavier Lucas	0-1	0.5	-	-	-	0.5-2
Armondo Blount	0-1	0.5	-	DNP	0.5-3	-
Donta Simpson, Jr.	0-1	0.5	DNP	0.5-2	-	DNP



2025-26 Miami (FL) Football
Fumbles Game-by-Game
All games

Page 1/1
as of Sep 21, 2025

Fumbles

Player	No-Lost	ND	BCU	USF	UF
Emory Williams	1-0	DNP	1-0	-	DNP

Fumbles Forced

Player	Number	ND	BCU	USF	UF
Rueben Bain Jr.	1	-	1	-	-
Justin Scott	1	1	-	-	-
Jakobe Thomas	1	-	-	1	-
Wesley Bissainthe	1	1	-	-	-

Fumbles Recovered

Player	Number	ND	BCU	USF	UF
Chase Smith	2	-	1	1	-
Jakobe Thomas	1	1	-	-	-



2025-26 Miami (FL) Football
Passing Game-by-Game
All games

Page 1/1
as of Sep 21, 2025

#8 Emory Williams	Comp	Att	Int	Pct	Yards	TD	Long	Sacked	Effic.
Bethune-Cookman	8	12	0	66.7	77	0	15	2-1	120.6
South Fla.	2	2	0	100.0	31	0	17	0-0	230.2
Totals	10	14	0	71.4	108	0	17	2-1	136.2

#11 Carson Beck	Comp	Att	Int	Pct	Yards	TD	Long	Sacked	Effic.
Notre Dame	20	30	0	66.7	205	2	28	1-7	146.1
Bethune-Cookman	22	24	0	91.7	267	2	40	0-0	212.6
South Fla.	23	28	2	82.1	340	3	51	1-4	205.2
Florida	17	30	1	56.7	160	0	22	1-8	94.8
Totals	82	112	3	73.2	972	7	51	3-19	161.4



2025-26 Miami (FL) Football
Red-Zone Results
All games

Page 1/1
as of Sep 21, 2025

Miami (FL) Inside Opponent Red-Zone

Date	Opponent	Score	Times	Times	Total	Rush	Pass	FGs	Failed to score inside RZ						
			In RZ	Scored	Pts TDs				FGA	Down	Int	Fumb	Half	Game	
08/31/2025	Notre Dame	W 27-24	4	3	17 2	1	1	1	1	1	0	0	0	0	0
09/06/2025	Bethune-Cookman	W 45-3	5	5	31 4	3	1	1	1	0	0	0	0	0	0
09/13/2025	South Fla.	W 49-12	5	5	35 5	3	2	0	0	0	0	0	0	0	0
09/20/2025	Florida	W 26-7	4	4	23 3	3	0	1	1	0	0	0	0	0	0
Totals 17 of 18 (94.4%)			18	17	106 14	10	4	3	3	1	0	0	0	0	0

Opponents Inside Miami (FL) Red-Zone

Date	Opponent	Score	Times	Times	Total	Rush	Pass	FGs	Failed to score inside RZ						
			In RZ	Scored	Pts TDs				FGA	Down	Int	Fumb	Half	Game	
08/31/2025	Notre Dame	W 27-24	3	3	21 3	1	2	0	0	0	0	0	0	0	0
09/06/2025	Bethune-Cookman	W 45-3	2	1	3 0	0	0	1	1	0	1	0	0	0	0
09/13/2025	South Fla.	W 49-12	3	2	9 1	0	1	1	1	1	0	0	0	0	0
09/20/2025	Florida	W 26-7	1	1	7 1	1	0	0	0	0	0	0	0	0	0
Totals 7 of 9 (77.8%)			9	7	40 5	2	3	2	2	1	1	0	0	0	0



2025-26 Miami (FL) Football
Tackles Breakdown
All games

Page 1/2
as of Sep 21, 2025

All Tackles

Player	Total	Rush	Pass	Sack	KO	Punt	Int	Fumb	FF	Other
Rueben Bain Jr.	22	0	0	3.5	0	0	0	0	0	18.5
Mohamed Toure	18	0	0	1	0	0	0	0	0	17
Akheem Mesidor	17	0	0	3	0	0	0	0	0	14
Jakobe Thomas	15	0	0	1.5	0	0	0	0	0	13.5
Wesley Bissainthe	14	0	0	1.5	0	0	0	0	0	12.5
David Blay	11	0	0	1.5	0	0	0	0	0	9.5
Raul Aguirre, Jr.	11	0	0	0	0	0	0	0	0	11
Xavier Lucas	11	0	0	0.5	0	0	0	0	0	10.5
Keionte Scott	9	0	0	3.5	0	0	0	0	0	5.5
Ahmad Moten	9	0	0	2	0	0	0	0	0	7
Zechariah Poyser	9	0	0	0	0	0	0	0	0	9
Chase Smith	8	0	0	0	0	0	0	0	0	8
Marquise Lightfoot	7	0	0	2	0	0	0	0	0	5
Damari Brown	6	0	0	0	0	0	0	0	0	6
Dylan Day	6	0	0	0	0	0	0	0	0	6
Kellen Wiley, Jr.	6	0	0	0	0	0	0	0	0	6
Romanas Frederique, Jr.	5	0	0	0	0	0	0	0	0	5
Isaiah Taylor	4	0	0	2	0	0	0	0	0	2
Justin Scott	4	0	0	0	0	0	0	0	0	4
Daylen Russell	4	0	0	1	0	0	0	0	0	3
Ethan O'Connor	3	0	0	1	0	0	0	0	0	2
Cameron Pruitt	3	0	0	0	0	0	0	0	0	3
Booker Pickett	3	0	0	1	0	0	0	0	0	2
Jaylin Alderman	2	0	0	0	0	0	0	0	0	2
Malik Bryant	2	0	0	0	0	0	0	0	0	2
Armondo Blount	2	0	0	0.5	0	0	0	0	0	1.5
Bryce Fitzgerald	2	0	0	0	0	0	0	0	0	2
Jaboree Antoine	2	0	0	0	0	0	0	0	0	2
Donta Simpson, Jr.	2	0	0	0.5	0	0	0	0	0	1.5
Tony Johnson	1	0	0	0	0	0	0	0	0	1
Adam Booker	1	0	0	0	0	0	0	0	0	1
Kamal Bonner	1	0	0	0	0	0	0	0	0	1
CharMar Brown	1	0	0	0	0	0	0	0	0	1
Total	221	0	0	26	0	0	0	0	0	195

Rushing Tackles

Player	No.
Total	0

Passing Tackles

Player	No.
Total	0

Special Teams Tackles

Player	Total	KO	Punt
Total	0	0	0



2025-26 Miami (FL) Football
Tackles Breakdown
All games

Page 2/2
as of Sep 21, 2025

Kickoff return Tackles

Player	No.
Total	0

Punt Return Tackles

Player	No.
Total	0



2025-26 Miami (FL) Football
By Quarter Statistics
All games

Page 1/1
as of Sep 21, 2025

3rd-Down Conversions

Date	Opponent		Score	Overall	1st Qtr	2nd Qtr	3rd Qtr	4th Qtr	Overtime
08/31/2025	Notre Dame	W	27-24	4-13 30.8	1-4 25.0	1-2 50.0	2-3 66.7	0-4 0.0	0-0 0.0
09/06/2025	Bethune-Cookman	W	45-3	4-6 66.7	0-0 0.0	2-2 100.0	1-2 50.0	1-2 50.0	0-0 0.0
09/13/2025	South Fla.	W	49-12	7-11 63.6	3-3 100.0	1-4 25.0	0-1 0.0	3-3 100.0	0-0 0.0
09/20/2025	Florida	W	26-7	8-16 50.0	5-5 100.0	0-4 0.0	1-3 33.3	2-4 50.0	0-0 0.0
Miami (FL)				23-46 50.0	9-12 75.0	4-12 33.3	4-9 44.4	6-13 46.2	0-0 0.0
Opponents				12-50 24.0	3-11 27.3	3-16 18.8	3-12 25.0	3-11 27.3	0-0 0.0

4th-Down Conversions

Date	Opponent		Score	Overall	1st Qtr	2nd Qtr	3rd Qtr	4th Qtr	Overtime
08/31/2025	Notre Dame	W	27-24	2-3 66.7	1-2 50.0	0-0 0.0	0-0 0.0	1-1 100.0	0-0 0.0
09/06/2025	Bethune-Cookman	W	45-3	0-1 0.0	0-0 0.0	0-0 0.0	0-1 0.0	0-0 0.0	0-0 0.0
09/13/2025	South Fla.	W	49-12	1-1 100.0	0-0 0.0	1-1 100.0	0-0 0.0	0-0 0.0	0-0 0.0
09/20/2025	Florida	W	26-7	1-1 100.0	0-0 0.0	0-0 0.0	1-1 100.0	0-0 0.0	0-0 0.0
Miami (FL)				4-6 66.7	1-2 50.0	1-1 100.0	1-2 50.0	1-1 100.0	0-0 0.0
Opponents				3-9 33.3	0-0 0.0	1-1 100.0	2-3 66.7	0-5 0.0	0-0 0.0

Time of Possession

Date	Opponent		Score	Overall	1st Qtr	2nd Qtr	3rd Qtr	4th Qtr	Overtime
08/31/2025	Notre Dame	W	27-24	33:57	07:38	09:15	09:27	07:37	00:00
09/06/2025	Bethune-Cookman	W	45-3	28:05	06:31	06:38	06:48	08:08	00:00
09/13/2025	South Fla.	W	49-12	36:01	09:57	09:42	08:18	08:04	00:00
09/20/2025	Florida	W	26-7	36:30	03:31	16:10	05:32	11:17	00:00
Miami (FL)				Total	134:33	27:37	41:45	30:05	00:00
				Avg.	33:38	06:54	10:26	07:31	00:00
Opponents				Total	105:27	20:14	30:24	20:04	00:00
				Avg.	26:22	05:03	07:36	05:01	00:00



2025-26 Miami (FL) Football
Team Game-by-Game Comparison
All games

Page 1/1
as of Sep 21, 2025

Opponent	Score	First Downs				Rushing Number-Yards	Passing		Total Offense Plays-Yards	Return Yards	Turn- Overs
		Total	Rush	Pass	Pen		Comp-Att.-Int	Yards			
Notre Dame	27-24	20 / 18	8 / 7	11 / 9	1 / 2	38-134 / 28-93	20-30-0 / 19-30-1	205 / 221	68-339 / 58-314	53 / 24	0 / 2
Bethune-Cookman	45-3	31 / 14	13 / 4	17 / 7	1 / 3	30-199 / 33-92	30-36-0 / 14-18-1	344 / 99	66-543 / 51-191	41 / 0	0 / 2
South Fla.	49-12	27 / 15	11 / 3	15 / 10	1 / 2	38-205 / 27-40	25-30-2 / 24-41-1	371 / 292	68-576 / 68-332	18 / 27	2 / 2
Florida	26-7	21 / 7	10 / 5	10 / 2	1 / 0	46-184 / 29-80	17-30-1 / 12-23-0	160 / 61	76-344 / 52-141	33 / 19	1 / 0
Totals	147-46	99 / 54	42 / 19	53 / 28	4 / 7	152-722 / 117-305	92-126-3 / 69-112-3	1080 / 673	278-1802 / 229-978	145 / 70	3 / 6

Opponents	3rd Down Conversion	4th Down Conversion	Time of Possession	TOP Margin	Avg Yds/Rush	Avg Yds/Pass	Avg Yds/Play	Punting Number-Avg	Penalties Number-Yards	Sacks
Notre Dame	4-13 / 4-9	2-3 / 0-0	33:57 / 26:03	07:54	3.5 / 3.3	6.8 / 7.4	5.0 / 5.4	5-42.6 / 4-45.0	6-51.0 / 5-15.0	3 / 1
Bethune-Cookman	4-6 / 1-9	0-1 / 0-1	28:05 / 31:55	-03:50	6.6 / 2.8	9.6 / 5.5	8.2 / 3.7	0-0.0 / 4-41.8	4-50.0 / 2-20.0	1 / 2
South Fla.	7-11 / 7-19	1-1 / 0-2	36:01 / 23:59	12:02	5.4 / 1.5	12.4 / 7.1	8.5 / 4.9	3-45.7 / 4-47.5	9-69.0 / 2-15.0	2 / 1
Florida	8-16 / 0-13	1-1 / 3-6	36:30 / 23:30	13:00	4.0 / 2.8	5.3 / 2.7	4.5 / 2.7	4-43.5 / 7-47.4	6-30.0 / 3-20.0	4 / 1
Totals	23-46 / 12-50	4-6 / 3-9	134:33 / 105:27	29:06	4.8 / 2.6	8.6 / 6.0	6.5 / 4.3	12-43.7 / 19-45.7	25-200.0 / 12-70.0	10 / 5

Note: Game totals are displayed in the format TEAM/OPPONENT for each category



2025-26 Miami (FL) Football
Results and Comparison
All games

Page 1/1
as of Sep 21, 2025

Date	Opponent		Score	Overall	Conf	Time	Attend
08/31/2025	Notre Dame	W	27-24	1-0	0-0	3:26	66793
09/06/2025	Bethune-Cookman	W	45-3	2-0	0-0	2:50	60617
09/13/2025	South Fla.	W	49-12	3-0	0-0	4:57	66591
09/20/2025	Florida	W	26-7	4-0	0-0	3:25	66713

Opponent	Score	First Downs				Rushing Number-Yards	Passing		Total Offense Plays-Yards	Return Yards	Turn- Overs
		Total	Rush	Pass	Pen		Comp-Att.-Int	Yards			
Notre Dame	27-24	20 / 18	8 / 7	11 / 9	1 / 2	38-134 / 28-93	20-30-0 / 19-30-1	205 / 221	68-339 / 58-314	53 / 24	0 / 2
Bethune-Cookman	45-3	31 / 14	13 / 4	17 / 7	1 / 3	30-199 / 33-92	30-36-0 / 14-18-1	344 / 99	66-543 / 51-191	41 / 0	0 / 2
South Fla.	49-12	27 / 15	11 / 3	15 / 10	1 / 2	38-205 / 27-40	25-30-2 / 24-41-1	371 / 292	68-576 / 68-332	18 / 27	2 / 2
Florida	26-7	21 / 7	10 / 5	10 / 2	1 / 0	46-184 / 29-80	17-30-1 / 12-23-0	160 / 61	76-344 / 52-141	33 / 19	1 / 0
Totals	147-46	99 / 54	42 / 19	53 / 28	4 / 7	152-722 / 117-305	92-126-3 / 69-112-3	1080 / 673	278-1802 / 229-978	145 / 70	3 / 6



2025-26 Miami (FL) Football
All-Purpose Yards Game-by-Game
All games

Page 1/1
as of Sep 21, 2025

Player	Total	ND	BCU	USF	UF
Mark Fletcher Jr.	433	74	98	145	116
Malachi Toney	311	91	82	84	54
CharMar Brown	281	86	39	23	133
Keelan Marion	214	61	32	94	27
CJ Daniels	191	46	73	56	16
Tony Johnson	84	-	20	64	-
Elija Lofton	79	15	21	-	43
Joshua Moore	76	8	7	61	-
Girard Pringle Jr.	48	DNP	36	12	DNP
Luka Gilbert	37	DNP	20	17	-
Ray Ray Joseph	34	-	34	-	DNP
Chris Wheatley-Humphrey	33	DNP	33	DNP	DNP
Daylyn Upshaw	26	DNP	26	-	DNP
Brock Schott	24	DNP	24	DNP	DNP
Emory Williams	19	DNP	9	10	DNP
Carson Beck	19	-2	-	28	-7
Ny Carr	13	DNP	13	DNP	DNP
Rueben Bain Jr.	12	12	-	-	-
Alex Bauman	12	-	12	-	-
Jordan Lyle	11	11	DNP	DNP	DNP
Dylan Joyce	-2	-2	-	-	-