



MIAMI FOOTBALL

GAMEDAY INFO

Date: Saturday, November 29, 2025

Time: 12 p.m.

Location: Pittsburgh, Pa.

Stadium: Acrisure Stadium (65,326)

Series History: Miami leads, 29-12-1

Miami / Miami Gardens: Miami leads, 15-6-1

Pittsburgh: Miami leads, 14-6

Neutral Site: N/A

Last Meeting: Miami lost, 16-42 (Nov. 26, 2022)

Television: ABC

Talent: Bob Wischusen (play by play), Louis Riddick (color), Kris Budden (sideline)

Radio: 104.3 WQAM

Talent: Joe Zagacki, Don Bailey, Jr., Josh Darrow

Spanish Radio: Radio Libre 790 AM

Talent: Alfredo Alvarez, Joe Martinez

SCHEDULE (OVERALL: 9-2, ACC: 5-2)

	OPPONENT	TV	TIME/RESULT
August (1-0)			
31	NOTRE DAME	ABC	W, 27-24
September (3-0)			
6	BETHUNE	ACCNX	W, 45-3
13	USF	The CW	W, 49-12
20	FLORIDA	ABC	W, 26-9
October (2-1)			
4	at Florida State*	ABC	W, 28-22
17	LOUISVILLE*	ESPN/2	L, 21-24
25	STANFORD*	ESPN	W, 42-7
November (3-1)			
1	at SMU*	ESPN	L, 20-26 (OT)
8	SYRACUSE*	ESPN	W, 38-10
15	NC STATE*	ESPN	W, 41-7
22	at Virginia Tech*	ESPN	W, 34-17
29	at Pittsburgh*	ABC	12 p.m.

BOLD CAPS - home game at Hard Rock Stadium

* - ACC game | All times Eastern and subject to change

ATHLETIC COMMUNICATIONS

Primary Contact: Camron Ghorbi, Associate AD / Comm.
Phone: 786-877-7329 | Email: c.ghorbi@miami.edu

Secondary Contact: James Knable, Associate Director / Comm.
Phone: 412-316-6919 | Email: jamesknable@miami.edu

CANES SOCIAL

Official X: @CanesFootball | @MiamiHurricanes

Official Instagram: @CanesFootball | @MiamiHurricanes

Official Facebook: /CanesFootball | /MiamiHurricanes

THE MATCHUP

#13/#13 Miami (9-2, 5-2 ACC)

Head Coach: Mario Cristobal (Miami, '93)

Record at Miami: 31-18 (4th)

Career Record: 93-78 (14th)

Record vs. Pittsburgh: 0-1



-at-

#24/#24 Pittsburgh (8-3, 6-1 ACC)

Head Coach: Pat Narduzzi (Rhode Island, '90)

Record at Pittsburgh: 80-59 (11th)

Career Record: 80-59 (11th)

Record vs. Miami: 2-6



QUICK HITS

• The Miami Hurricanes wrap up their fourth regular season under the direction of head coach **Mario Cristobal** with a matchup at Pittsburgh on Nov. 29. Kickoff is set for 12 p.m. on ESPN.

• Miami posted its first 10-win season since 2017 and only its second 10-win season in the last 20 years in 2024. The Hurricanes are looking for back-to-back 10-win seasons for the first time since 2002 / 2003.

• The Hurricanes are looking to continue momentum from three straight dominant wins - most recently, a 34-17 thumping at Virginia Tech on Nov. 22.

• The Hurricanes opened 2025 with a thrilling 27-24 win over #6/#6 Notre Dame in their season opener on Aug. 31. Miami has three ranked wins so far this season in games vs. Notre Dame, USF and FSU.

• If some other results end up in Miami's favor Saturday, the Hurricanes have a chance to play in the 2025 ACC Championship Game with a win at Pitt.

2025 STATISTICS

Miami		Opponents
33.7	Points Per Game	14.5
247	First Downs	181
150.9	Rush Yards / Game	92.0
275.8	Pass Yards / Game	190.2
6.4	Total Yards / Play	4.5
426.7	Total Offense / Game	282.2
11-239	Kick Returns - Yards	6-119
13-191	Punt Returns - Yards	9-44
5-1	Fumbles - Lost	13-8
65.8	Penalty Yard Avg. / Game	36.3
64.6	Kickoff Average	63.9
33:31	Time of Possession / Game	26:29
46%	3rd Down Percentage	30%
63%	4th Down Percentage	48%
30-236	Sacks By / Yards	9-51
44/47 (94%)	Red Zone Scores	20/24 (83%)
34/47 (72%)	Red Zone TDs	14/24 (58%)
45/45 (100%)	PAT Attempts	14/14 (100%)

STORYLINES + NOTABLES

• #13/#13 Miami wraps up its fourth regular season under head coach **Mario Cristobal** with a road matchup against Pittsburgh at Acrisure Stadium on Saturday, Nov. 29. Kickoff is set for 12 p.m. on ABC, 104.3 WQAM and Radio Libre 790 AM from the Steel City.

• The Hurricanes entered the season ranked in the top 10 of both the Associated Press and Coaches Polls, checking in at No. 10 in both rankings, and rose to as high as No. 2 in both polls entering Week 8. Following its win over Virginia Tech, UM moved to No. 14/15 in the polls. Miami was ranked No. 13 in the third College Football Playoff rankings (Nov. 18).

• Among UM's top newcomers is QB **Carson Beck**, who arrived from Georgia via transfer portal. Beck, who missed spring practices while recovering from UCL surgery, has a 33-5 (.868) record as a starting FBS quarterback, the best of any active player (minimum five games).

MIAMI FOOTBALL: BY THE NUMBERS

1

* Miami is one of only six team in FBS entering Week 14 with just one fumble lost on the season.

7

* Carson Beck has seven games of 20 completions & 70% percentage - the most of any UM QB in 30 years.

40

* Miami is the only team in the country to not allow a touchdown of 40-or-more yards this season.

WEEK 14: MEDIA SCHEDULE

MONDAY

3 p.m. - 4 p.m.

head coach/
coordinators press
conferences

TUESDAY

11:30 a.m. - 1 p.m.

student-athlete
interviews (Zoom)

WEDNESDAY

11:30 a.m. - 1 p.m.

student-athlete
interviews (Zoom)

THURSDAY

no media access

FRIDAY

no media access

team travels to
Pittsburgh

MIAMI ATHLETICS COMMUNICATIONS STAFF

Camron Ghorbi (primary media contact)

Cell: 786-877-7329

Email: c.ghorbi@miami.edu

Twitter: @CamronGhorbi

James Knable (secondary media contact)

Cell: 412-316-6919

Email: jamesknable@miami.edu

Twitter: @JamesKnable_

Carter Toole

Cell: 615-598-8540

Email: carter.toole@miami.edu

Twitter: @CanesCarter

Website: www.MiamiHurricanes.com

Twitter: @MiamiHurricanes | @CanesFootball

Mailing Address: 5821 San Amaro Drive, Coral Gables, FL 33146



UNIVERSITY OF MIAMI QUICK FACTS

UNIVERSITY INFORMATION

Location	Coral Gables, Fla.
Enrollment	19,593
Founded	1925
Nickname	Hurricanes
Colors	Orange, Green and White
President and CEO	Joe Echevarria
Vice President / Director of Athletics	Dan Radakovich
Faculty Athletics Representative	Dr. Alexis Piquero
Conference	Atlantic Coast Conference
Stadium / Capacity	Hard Rock Stadium / 65,326
Website	MiamiHurricanes.com
Mailing Address	5821 San Amaro Drive, Coral Gables, FL 33146

COACHING STAFF

Head Coach	Mario Cristobal
Record at Miami	31-18 (fourth season)
Career Record	93-78 (13h season)

Offensive Coordinator / Quarterbacks	Shannon Dawson
Defensive Coordinator / Linebackers	Corey Hetherrman
Assistant Head Coach / Offensive Line	Alex Mirabal
Defensive Passing Game Coordinator / Defensive Backs	Zac Etheridge
Assistant Coach / Wide Receivers	Kevin Beard
Assistant Coach / Safeties	Will Harris
Assistant Coach / Defensive Tackles	Damione Lewis
Assistant Coach / Running Backs	Matt Merritt
Assistant Coach / Defensive Line	Jason Taylor
Assistant Coach / Tight Ends	Cody Woodiel
Assistant Coach / Special Teams	Danny Kalter
Football Strength & Conditioning Coordinator	Ervin Young

Senior Analyst / Offense	Mike Cassano
Senior Analyst / Offense	Max Drisko
Senior Analyst / Offense	Landon Hoefer
Senior Analyst / Defense	Brett Holinka
Senior Analyst / Defense	Juan Navarro, Jr.
Senior Analyst / Defense	Todd Stroud

Analyst / Offense	Jack Clark
Analyst / Offense	Nate Crutchfield
Analyst / Offense	Danny Hajjar
Analyst / Offense	Cody Orgeron
Analyst / Offense	Donovan Varner
Analyst / Offense	Will Vlachos
Analyst / Defense	Jordan Huxtable
Analyst / Defense	Terry Jefferson
Analyst / Defense	Parker Orgeron
Analyst / Special Teams	Isa Ferras
Analyst / Special Teams	Clay James

GAME DAY MEDIA INFORMATION: MIAMI HURRICANES FOOTBALL



- All media credential requests should be made through Camron Ghorbi, Associate AD /

Communications, and Jmes Knable, Associate Director / Communications.

- Written media attending games at Hard Rock Stadium should take the press elevator to the "2M" level, where all press seating is located. Radio and TV booths are also on the 2M level.
- The University of Miami athletics communications staff reserves the right to revoke any and all media credentials if a violation of policy occurs; full information and media policies are available on MiamiHurricanes.com under the "MEDIA" tab on the football page.



MIAMI HURRICANES NUMERICAL ROSTER

#	NAME	POS.	HT	WT	CL.	HOMETOWN (Previous) (High School)
0	Keelan Marion	WR	6-0	195	6-Y R-Sr.	Atlanta, Ga. (BYU) (UConn) (Palmetto Prep)
0	Keionte Scott	DB	6-0	195	6-Y R-Sr.	San Diego, Calif. (Auburn) (Snow College) (Helix)
1	Mohamed Toure	LB	6-2	235	7-Y R-Jr.	Pleasantville, N.J. (Rutgers) (Pleasantville)
1	Joshisa "JoJo" Trader	WR	6-1	182	2-Y So.	Opa-Locka, Fla. (Chaminade Madonna)
2	Damari Brown	DB	6-2	195	3-Y R-So.	Fort Lauderdale, Fla. (American Heritage)
2	Jordan Lyle	RB	6-0	205	2-Y So.	Fort Lauderdale, Fla. (St. Thomas Aquinas)
3	Akheem Mesidor	DL	6-3	265	6-Y R-Sr.	Ottawa, Ontario (West Virginia) (Clearwater Acad [Fla.])
3	Joshua Moore	WR	6-4	215	1-Y Fr.	Miami, Fla. (West Broward)
4	Rueben Bain, Jr.	DL	6-3	270	3-Y Jr.	Miami, Fla. (Miami Central)
4	Mark Fletcher, Jr.	RB	6-2	225	3-Y Jr.	Fort Lauderdale, Fla. (American Heritage)
5	Nathaniel "Ray Ray" Joseph, Jr.	WR	5-10	180	3-Y Jr.	Miami, Fla. (Miami Edison)
5	Justin Scott	DL	6-4	303	2-Y So.	Chicago, Ill. (St. Ignatius Prep)
6	CharMar "Marty" Brown	RB	5-11	220	3-Y R-So.	Omaha, Neb. (North Dakota State) (Creighton Prep)
6	Xavier Lucas	DB	6-2	198	2-Y So.	Pompano Beach, Fla. (Wisconsin) (American Heritage)
7	CJ Daniels	WR	6-2	205	6-Y R-Sr.	Lilburn, Ga. (LSU) (Liberty) (Parkview)
7	Zechariah Poyser	DB	6-2	200	3-Y R-So.	Wildwood, Fla. (Jacksonville State) (Wildwood)
8	Emory Williams	QB	6-5	225	3-Y R-So.	Milton, Fla. (Milton)
8	Jakobe Thomas	DB	6-2	200	5-Y R-Sr.	Tallahoma, Tenn. (Tennessee) (MTSU) (Tallahoma)
9	Malik Bryant	DL	6-2	240	3-Y Jr.	Orlando, Fla. (Jones)
9	Elija Lofton	TE	6-2	242	2-Y So.	Las Vegas, Nev. (Bishop Gorman)
10	Raul "Popo" Aguirre, Jr.	LB	6-2	240	3-Y Jr.	Fayetteville, Ga. (Whitewater)
10	Malachi Toney	WR	5-11	188	1-Y Fr.	Miami, Fla. (American Heritage)
11	Carson Beck	QB	6-4	225	6-Y R-Sr.	Jacksonville, Fla. (Mandarin) (Georgia)
11	David Blay, Jr.	DL	6-4	305	5-Y R-Sr.	Levittown, Pa. (La. Tech) (West Chester) (Harry S. Truman)
12	Ny Carr	WR	6-0	185	2-Y R-Fr.	Moultrie, Ga. (Colquitt County)
12	Marquise Lightfoot	DL	6-5	230	2-Y So.	Chicago, Ill. (Kenwood Academy)
13	Bryce Fitzgerald	DB	6-1	185	1-Y Fr.	Miami, Fla. (Christopher Columbus)
13	Daylyn Upshaw	WR	6-0	195	1-Y Fr.	Phenix City, Ala. (Central)
14	Hayden Lowe	DL	6-5	255	1-Y Fr.	Los Angeles, Calif. (Oaks Christian)
15	Judd Anderson	QB	6-7	230	2-Y R-Fr.	Warner Robins, Ga. (Warner Robins)
16	Jaboree Antoine	DB	6-1	180	1-Y Fr.	New Iberia, La. (Westgate)
16	Luke Nickel	QB	6-2	220	1-Y Fr.	Milton, Ga. (Milton)
17	Tony Johnson	WR	5-10	185	5-Y R-Sr.	Ocala, Fla. (Cincinnati) (FAU) (Vanguard)
17	Bobby Washington, Jr.	LB	6-3	225	3-Y R-So.	Miami, Fla. (Miami Palmetto)
18	Armondo Blount	DL	6-4	265	2-Y So.	Fort Lauderdale, Fla. (Miami Central)
18	Joe Borchers	QB	6-3	230	3-Y R-So.	Sarasota, Fla. (Riverview)
18	Vinny Gonzalez	QB	6-2	200	1-Y Fr.	Miami, Fla. (Christopher Columbus)
18	Chance Robinson	WR	6-2	205	2-Y So.	Fort Lauderdale, Fla. (St. Thomas Aquinas)
19	Charles "Chuck" Brantley	DB	6-0	170	5-Y R-Sr.	Sarasota, Fla. (Michigan State) (Venice)
19	Brock Schott	TE	6-3	245	1-Y Fr.	Leo, Ind. (Leo)
20	Chris Ewald, Jr.	DB	6-1	175	1-Y Fr.	Sunrise, Fla. (Chaminade Madonna)
20	Terrell Walden II	RB	5-9	180	4-Y R-Jr.	Winter Garden, Fla. (West Orange)
21	Jaylin Alderman	LB	6-1	230	5-Y R-Sr.	Valdosta, Ga. (Louisville) (Valdosta)
22	Girard Pringle, Jr.	RB	5-10	190	1-R Fr.	Tampa, Fla. (Armwood)
22	Cam "Bobby" Pruitt	LB	6-2	210	2-Y So.	Theodore, Ala. (Theodore)
23	Dylan Day	DB	6-0	185	2-Y So.	Baton Rouge, La. (Southern University Lab)
24	Ethan O'Connor	DB	6-1	180	3-Y R-So.	Irvine, Calif. (Washington State) (Los Alamitos)
25	Jadais Richard	DB	6-1	195	4-Y Sr.	West Monroe, La. (Vanderbilt) (West Monroe)
25	Chris Wheatley-Humphrey	RB	6-0	200	2-Y R-Fr.	Dania Beach, Fla. (South Broward)
27	Ryan Mack	DB	5-11	175	2-Y R-Fr.	Fort Lauderdale, Fla. (St. Thomas Aquinas)
28	Isaiah Taylor	DB	5-11	200	5-Y R-Sr.	Fort Lauderdale, Fla. (Arizona) (St. Thomas Aquinas)
29	Romanas "O.J." Frederique, Jr.	DB	6-0	185	2-Y So.	Fort Lauderdale, Fla. (St. Thomas Aquinas)
30	Kellen Wiley, Jr.	LB	6-4	235	1-Y Fr.	Tampa, Fla. (Armwood)
31	Wesley Bissainthe	LB	6-1	230	4-Y Sr.	Miami, Fla. (Miami Central)
32	Kamal Bonner	LB	6-2	215	3-Y R-So.	Moultrie, Ga. (NC State) (Colquitt County)
33	Booker Pickett, Jr.	DL	6-3	230	2-Y R-Fr.	Tampa, Fla. (Wharton)
33	Nick Thomas	WR	5-8	170	2-Y R-Fr.	Missouri City, Texas (Ridgepoint)
34	Adarius Hayes	LB	6-4	230	2-Y So.	Largo, Fla. (Largo)
35	Herbert "Third" Scroggins III	DL	6-3	245	1-Y Fr.	Savannah, Ga. (Benedictine Military School)
35	Jack Whitehouse	RB	5-10	195	2-Y R-Fr.	Miami, Fla. (Gulliver Prep)
36	Nick Kelly	DB	5-10	195	4-Y R-Sr.	Santa Rosa, Calif. (Cardinal Newman)
37	Henry Pikus	WR	6-2	175	4-Y R-Jr.	Miami, Fla. (UC Santa Cruz) (Milton Academy)

NO



MIAMI HURRICANES NUMERICAL ROSTER

NAME	POS	HT	WT	YR-CL	HOMETOWN (PREVIOUS SCHOOL) (HIGH SCHOOL)
37	Amari Wallace	DB	5-10	180	1-Y Fr. Miami, Fla. (Miami Central)
38	Carter Davis	K	6-0	220	5-Y R-Sr. East Fort Lauderdale, Fla. (FAU) (Western)
39	Casey Rizzi	LB	6-0	225	2-Y R-Fr. Metairie, La. (Metairie Park)
40	Briton Allen	DB	6-0	190	7-Y Grad. Orlando, Fla. (Utah) (USC) (IMG Academy)
40	Brennan Burton	WR	6-0	205	2-Y R-Fr. Virginia Beach, Va. (Norfolk Christian)
41	Chase Smith	LB	6-2	240	5-Y R-Sr. Palm Bay, Fla. (Bayside)
42	Artavius Jones	DL	6-3	305	2-Y R-Fr. Blountstown, Fla. (Blountstown)
43	Andrew Cohen	WR	6-2	205	5-Y R-Sr. Mahopac, N.Y. (Mahopac)
43	Tyler Rowe	DB	5-11	185	4-Y R-Jr. Loganville, Ga. (Georgia Tech) (Grayson)
44	Cole McConathy II	DL	6-5	250	2-Y So. Spanish Fort, Ala. (Spanish Fort)
44	Owen Ruskavich	TE	6-7	255	3-Y R-So. Great Falls, Va. (St. John's College High School [D.C.])
45	Bert Auburn	K	6-0	185	5-Y R-Sr. Flower Mound, Texas (Texas) (Flower Mound)
45	Braylon Lamar	LB	6-0	215	3-Y R-So. Cary, N.C. (Panther Creek)
46	Adam Booker	LS	6-4	215	4-Y R-Jr. Holly Springs, N.C. (Middle Creek) (Charlotte)
46	Dylan Reiman	TE	6-6	245	2-Y R-Fr. Jupiter, Fla. (Dwyer)
47	Stone Stroud	DB	5-8	160	2-Y R-Fr. Coral Gables, Fla. (Palmer Trinity School)
48	Andres Williams	DB	5-10	175	2-Y R-Fr. Miami, Fla. (Palmer Trinity School)
52	James Brockermeier	OL	6-3	295	5-Y R-Sr. Fort Worth, Texas (TCU) (Alabama) (All Saints Episcopal)
52	Jack McManus	LB	6-2	230	4-Y R-Jr. Wallingford, Conn. (Merrimack) (Choate Rosemary Hall)
54	Michael Donovan	LS	6-3	210	5-Y R-Sr. Beverly Hills, Mich. (Michigan State) (Seaholm)
54	Ezekiel Marcelin, Jr.	LB	5-11	230	1-Y Fr. Miami, Fla. (Miami Central)
55	Nino Francavilla	OL	6-2	300	2-Y So. Ontario, Canada (Cheshire Academy [Conn.])
55	Mykah Newton	DL	6-3	275	1-Y Fr. Gainesville, Fla. (Newberry)
61	Francis Mauigoa	OL	6-6	335	3-Y Jr. 'Ili'ili, American Samoa (IMG Academy [Fla.])
62	Tommy Kinsler IV	OL	6-6	340	3-Y R-So. Ocala, Fla. (Trinity Catholic)
63	Samson Okunlola	OL	6-6	330	3-Y R-So. Brockton, Mass. (Thayer Academy)
64	Ralph Scroggins	OL	6-1	275	1-Y Fr. Savannah, Ga. (Benedictine Military School)
65	Seuseu "SJ" Alofaituli	OL	6-2	290	1-Y Fr. Las Vegas, Nev. (Bishop Gorman)
66	Max Buchanan	OL	6-4	310	1-Y Fr. Sanford, Fla. (Seminole)
70	Markel Bell	OL	6-8	345	4-Y Sr. Cleveland, Miss. (Holmes C.C.) (Cleveland Central)
71	Jaden Wilkerson	OL	6-6	335	1-Y Fr. Orlando, Fla. (Edgewater)
72	Demetrius Campbell	OL	6-6	330	1-Y Fr. Orlando, Fla. (Orlando Christian Prep)
73	Anez Cooper	OL	6-4	345	4-Y Sr. Pleasant Grove, Ala. (Pleasant Grove)
74	Yerovi Valdes	OL	6-7	340	2-Y R-Fr. Sarasota, Fla. (Cardinal Mooney)
76	Ryan Rodriguez	OL	6-2	300	5-Y R-Sr. Miami, Fla. (Christopher Columbus)
77	Juan Minaya	OL	6-5	335	2-Y R-Fr. Paramus, N.J. (Paramus Catholic)
78	Matthew McCoy	OL	6-6	325	4-Y R-Jr. Saint Augustine, Fla. (Creeside)
79	Deryc Plazz	OL	6-4	310	2-Y R-Fr. Jacksonville, Fla. (Mandarin)
80	Hunter Carver	TE	6-4	245	2-Y R-Fr. Woodbury, Minn. (Saint Thomas Academy)
81	Riply Luna	WR	6-2	215	3-Y R-So. Kellogg, Idaho (Kellogg)
84	Jack Nickel	TE	6-4	250	4-Y R-Jr. Milton, Ga. (UAB) (Michigan State) (Milton)
85	Jackson Carver	TE	6-6	250	3-Y R-So. Woodbury, Minn. (Culver Academy)
86	Kolby Luna	WR	6-2	215	3-Y R-So. Kellogg, Idaho (Kellogg)
87	Alex Bauman	TE	6-5	250	4-Y Sr. Red Bank, N.J. (Tulane) (Red Bank Catholic)
88	Luka Gilbert	TE	6-7	255	1-Y Fr. West Chester, Ohio (Lakota West)
90	Daylen Russell	DL	6-3	298	2-Y R-Fr. Miami, Fla. (Christopher Columbus)
92	Sam Coufal	DL	6-2	270	3-Y R-So. Wales, Wisc. (Kettle Moraine)
93	Donta Simpson, Jr.	DL	6-3	300	1-Y Fr. Hollywood, Fla. (Chaminade Madonna)
94	Dylan Joyce	P	6-2	215	3-Y Jr. Kyabram, Australia (Assumption College)
96	Tucker Tevepaugh	P	5-11	200	2-Y R-Fr. Bluffton, S.C. (Hilton Head Christian Academy)
97	William Rocha	K	5-11	185	3-Y R-So. Mandeville, La. (Fontainebleau)
99	Ahmad Moten, Sr.	DL	6-3	300	4-Y R-Jr. Fort Lauderdale, Fla. (Cardinal Gibbons)

Pronunciation Guide:

Raul **Aguirre** - ahGEE-rrray (rolled r's)

Ja'Boree Antoine - juh-BAR-ee (like Jabari)

Seuseu Alofaituli - say-OH say-OH uh-LOW-fye-TOOL-ee

Wesley Bissainthe - bih-SAINT

Damari Brown - duh-MAWR-ee

CharMar Brown - shuh-MAR (like Shemar)

Nino **Francavilla** - frank-uh-VILL-uh

Marquise Lightfoot - mar-KEES

Ezekiel **Marcelin**, Jr - mar-SELL-in

Francis **Mauigoa** - mow-ee-NO-uh

Samson **Okunlola** - oh-kun-LOW-luh

Zechariah Poyser - zeck-uh-RYE-uh POY-zur



SERIES HISTORY

MIAMI LEADS, 29-12-1

YEAR	UM	OPP	SITE	W/L	SCORE
1950	11	—	Pittsburgh, Pa.	W	28-0
1951	—	—	Miami	L	7-21
1955	—	16	Pittsburgh, Pa.	W	21-7
1956	6	13	Miami (HC)	L	7-14
1957	—	—	Miami	W	28-13
1960	—	—	Pittsburgh, Pa.	L	6-17
1961	—	—	Miami	L	7-10
1962	—	—	Pittsburgh, Pa.	W	23-14
1963	—	5	Miami	L	20-31
1964	—	—	Miami	T	20-20
1965	—	—	Pittsburgh, Pa.	L	14-28
1966	—	—	Miami (HC)	W	38-14
1967	—	—	Pittsburgh, Pa.	W	58-0
1968	—	—	Miami	W	48-0
1970	—	18	Pittsburgh, Pa.	L	17-28
1976	—	2	Pittsburgh, Pa.	L	19-36
1984	9	—	Miami (HC)	W	27-7
1986	1	—	Pittsburgh, Pa.	W	37-10
1989	7	14	Pittsburgh, Pa.	W	24-3
1990	8	—	Miami	W	45-0
1993	4	—	Pittsburgh, Pa.	W	35-7
1994	5	—	Miami (HC)	W	17-12
1995	—	—	Pittsburgh, Pa.	W	17-16
1996	10	—	Miami	W	45-0
1997	22	—	Pittsburgh, Pa.	L	17-21
1998	22	—	Miami	W	38-10
1999	22	—	Pittsburgh, Pa.	W	33-3
2000	2	—	Miami	W	35-7
2001	1	—	Miami	W	43-21
2002	1	17	Miami	W	28-21
2003	10	20	Miami	W	28-14
2010	19	—	Pittsburgh, Pa.	W	31-3
2013	—	—	Pittsburgh, Pa.	W	41-31
2014	—	—	Miami Gardens	L	23-35
2015	—	—	Pittsburgh, Pa.	W	29-24
2016	—	—	Miami Gardens	W	51-28
2017	2	—	Pittsburgh, Pa.	L	14-24
2018	—	25	Miami Gardens, Fla.	W	24-3
2019	—	—	Pittsburgh, Pa.	W	16-12
2020	12	—	Miami Gardens, Fla.	W	31-19
2021	—	17	Pittsburgh, Pa.	W	38-34
2022	—	—	Miami Gardens, Fla.	L	16-42

Miami: Miami leads, 15-6-1

Pittsburgh: Miami leads, 14-6

HONORARY CAPTAINS:

NC State (Nov. 15)	LB Rohan Marley
Syracuse (Nov. 8)	QB Vinny Testaverde
Stanford (Oct. 25)	QB Steve Walsh
Louisville (Oct. 17)	DB/WR Devin Hester
Florida (Sep. 20)	QB Brock Berlin
USF (Sep. 13)	DL Darin McMurray
Bethune-Cookman (Sep. 6)	DB Mike Rumph
Notre Dame (Aug. 31)	WR Andre Johnson

THE MATCHUP

• #13/#13 Miami wraps up its 2025 regular season schedule with a road trip to Acrisure Stadium in Pittsburgh, Pa., to face the host #24/#24 Pitt Panthers on Nov. 22. Kickoff is set for noon on ABC.

• The Hurricanes carry a 29-12-1 all-time series lead against the Panthers into Saturday's regular season finale, including wins in their last two trips to what is now Acrisure Stadium (2019, 2021).

• Mario Cristobal has faced Pitt only one time during his four years as head coach at Miami, falling in 2022, 42-16.

• If Miami wins Saturday, it has a chance to earn a trip to Charlotte and the 2025 ACC Championship with some added help in game results between SMU and Cal, Duke and Wake Forest as well as Virginia Tech and Virginia.

A LOOK BACK: UM DOMINATES IN VT ROAD TRIP

• The Hurricanes toppled Virginia Tech, 34-17, last time out at Lane Stadium on Nov. 22. QB **Carson Beck** threw for 320 yards and four touchdowns in one of the best outings of his Miami career, finishing 27-for-32 on the day.

• WR **Malachi Toney** totaled 146 yards on a career-high 12 catches, while WR **Keelan Marion** finished with 79 yards on six catches. Toney was named ACC Rookie of the Week for the second straight week for his outing.

• Among Miami's top performers was DB **Zechariah Poyser**, who had a career-high 10 tackles to go along with a crucial fumble recovery and an 8-yard sack. DL **Ahmad Moten, Sr.**, had a career-high three tackles for loss with two sacks, while DL **Akheem Mesidor** added 2.5 tackles for loss and two sacks.

• Four different Hurricanes caught touchdown passes for the Hurricanes, who are on a three-game winning streak and who have outscored their opponents, 113-34, during that stretch - an average victory margin of 26.3 points.

CANES LEAD ACC IN WIN PERCENTAGE SINCE '24

• The Hurricanes are 19-5 since the start of the 2024 season, with none of their five losses over that stretch coming by more than six points. The Hurricanes' current 23-game streak of not losing a game by more than six points is the second-longest behind Ohio State (26). It's the longest by Miami since a 40-game stretch from 1999-2002.

• UM's .791 winning percentage since the start of 2024 is the best in the ACC, ahead of second-place SMU (.760).

STOUT OL ANCHORING OFFENSE THROUGH 2025

• Under the watchful eye of offensive line coach **Alex Mirabal**, the Miami Hurricanes are one of just 12 teams in all of FBS to start the same five players every game (LT **Markel Bell**, LG **Matt McCoy**, C **James Brockermeyer**, RG **Anez Cooper**, RT **Francis Mauigoa**).

• The Hurricanes' impressive group, named to the Midseason Honor Roll for the Joe Moore Award for the third straight year, have only 44 negative plays on offense this year, which is the second-lowest in Power-4 and tied for the third-fewest in FBS (Navy), trailing only Cincinnati (43) and San Jose State (43).

• Miami ranks No. 4 in FBS (No. 1 in ACC) in tackles for loss allowed per game (3.27) and No. 7 in FBS and No. 2 in ACC in sacks allowed (0.82). Behind its powerful line, UM ranks No. 5 in FBS in time of possession (33:31).

DEFENSIVE IMPROVEMENT Y.O.Y AMONG FBS' BEST

• The Hurricanes' defense was not up to par in 2024, surrendering 25.3 points per game to rank No. 70 in FBS. Under new defensive coordinator **Corey Hetherman**, Miami ranks No. 7 in FBS and No. 1 in ACC, allowing 14.5 points per game. Under Hetherman, in his first year as defensive coordinator, Minnesota was No. 9 in PPG (16.9).

• Miami is one of 10 FBS teams that have improved their scoring defense by over 10 points per game from the 2024 season to the 2025 season (-10.8 per game) and is one of five "power conference" teams to do so.

"BABY JESUS" IS TOP-PERFORMING TRUE FROSH

• WR **Malachi Toney** has served as the top-performing freshman wide receiver in the country through the first 11 games of his college career. Toney is Miami's leader in all-purpose yards, catches, receiving & punt return yards.

• Toney has 71 catches - 29 more than the next highest true freshman (Andrew Marsh, Michigan) - and is also 200-plus yards ahead of Brown (844 to 641) for the most receiving yards of any true freshman in FBS. He is responsible for 27.7% of UM's total receptions this season and has compiled a whopping 1,085 all-purpose yards.

• Toney, whose nickname is "Baby Jesus," is considered a Freshman of the Year candidate. The Liberty City native is one of three true freshmen to lead their team in receptions & yards (Marsh and Vernell Brown III of Florida).



PRESEASON AWARDS

2025 SEASON:

Rueben Bain, Jr.

Preseason All-ACC
Lombardi Award
Bednarik Award
Nagurski Trophy
Lott Trophy

Carson Beck

Johnny Unitas Golden Arm
Davey O'Brien Award
Walter Camp POY Award
Maxwell Award

Wesley Bissainthe

Butkus Award

Adam Booker

Patrick Mannelly Award

James Brockermeyer

Rimington Trophy

Anez Cooper

Outland Trophy

OJ Frederique, Jr.

Bednarik Award

Elija Lofton

Mackey Award

Keelan Marion

Hornung Award

Francis Mauigoa

Preseason All-ACC
Outland Trophy
Lombardi Award
Polynesian College POY
Wuerffel Trophy

Keelan Marion

Hornung Award

Malachi Toney

Shaun Alexander National
Freshman of the Year

MIAMI HAS POSTED THREE AP T-25 WINS SO FAR

• Following their 5-0 start to the season, the Hurricanes were ranked as high as No. 2 in the Associated Press top 25 released on Oct. 5. Now ranked No. 16 in both the coaches poll and in the AP rankings, UM has been included in the top 25 of both polls for the entirety of the season.

• Miami's No. 2 ranking in the Associated Press top 25 released on Oct. 12 was tied for the highest of any **Mario Cristobal**-coached team in his career (earlier this year, UM also ranked No. 2); Cristobal's previous high was No. 3 at Oregon, obtained during Week 4 of the 2021 season (#3/#3).

• With a No. 5 ranking in the Associated Press poll attained on Sept. 2, the Hurricanes made it back-to-back years to crack the top five of the AP for the first time since a six-season run from 2000-05. Miami was ranked No. 10 in both preseason polls.

• Miami's resume as as impressive as any team's in the country through the first seven weeks of the season. The Hurricanes have three AP ranked wins this year, having topped Notre Dame, USF and Florida State through in the first half of the season, all of whom were ranked in the AP poll released on Oct. 5. Prior to 2025, Miami hadn't had three wins over AP ranked teams in the same season since 2009.

• The Hurricanes opened the 2024 season at No. 19 in the poll and found their name in every top 25 ranking of the season. The Hurricanes reached as high as No. 4 (after improving to 9-0 to start the year) and ended No. 18 in the final poll, its highest final ranking since being ranked No. 13 to end 2017.

• Cristobal's highest-ranked finish as a head coach came in the final 2019 polls, when Oregon was No. 5/5.

HETHERMAN'S "E.S.V" DEFENSE WREAKING HAVOC

• **Mario Cristobal** announced the hiring of Minnesota Golden Gophers defensive coordinator **Corey Hetherman** to the same post in January 2025. Hetherman arrived in Coral Gables after a dominant lone season at Minnesota.

• Hetherman has made a flawless transition through the Hurricanes' strong season. UM ranks No. 12 in total defense, allowing just 282.2 yards per game so far against an impressive schedule of opponents. Hetherman's signature acronym, "E.S.V." - has been on display. The acronym stands for **Excitement, Swarm, Violence**.

• Miami has allowed 63 "big plays" this season (27 runs of 12-or-more yards, 36 passes of 15-or-more), good for the 14th-best "big play" defensive percentage in all of FBS (9.20%). Miami's "big play" pass percentage of 10.37% is fourth-best in FBS. UM is one of 26 teams entering Week 14 to allow 15-or-fewer plays of 30-plus yards (14).

• In a measurement of "defensive mayhem" - which charts the percentage of plays where a defense forces the opposition into either a sack, tackle for loss, interception or a fumble that is recovered by the defense - the Hurricanes rank No. 8 in FBS, posting a percentage of 13.43%. UM's 1.18 points-per-drive average is No. 7 in FBS.

BAIN, MESIDOR COULD BE FBS' TOP EDGE TANDEM

• Miami's defensive end tandem of **Rueben Bain, Jr.**, and **Akheem Mesidor** have been the top defensive end tandem in the country through the first 13 weeks of the college football season by most metrics.

• Among 250 defensive ends across Power-4, Bain is the No. 1 overall edge player by Pro Football Focus (93.1), while Mesidor ranks fifth (92.0). Both are considered among the top edge rush prospects for the 2026 NFL Draft.

• In PFF's "run defense" grades among Power-4 players, Bain is fifth (87.4) while Mesidor is second (90.7). Bain is third by PFF in Power-4 "pass rush" (92.3) while Mesidor is ninth (90.6). Bain is fourth in FBS in pressures (56).

FLETCHER CLIMBS RECORD BOOK, RETURNED @VT

• RB **Mark Fletcher, Jr.** has been a key member of UM's offensive attack through its impressive season, but did not play vs. Syracuse or NC State. He returned for the Virginia Tech win (Nov. 22), seeing significant action.

• In his last home game vs. Stanford on Oct. 25, Fletcher had the first three-touchdown game of his career in a win over the Cardinal to go along with the fifth 100-yard game of his career (and third this season). Fletcher has rushed for nine touchdowns this season, matching his amount in 2024. He's the second UM player this century to have at least nine rushing scores in consecutive seasons, joining Mark Walton (2015-2016).

• Fletcher scored the 14th, 15th and 16th rushing touchdown of his career at Hard Rock Stadium vs. Stanford, moving him into sole possession of second-most touchdowns at the facility by a Hurricane. He trails only Duke Johnson, who had 17 career TDs at Hard Rock Stadium, where Miami moved prior to the 2008 season.

• Vs. USF, Fletcher had his second 100-yard, multi-TD game of his career against an AP ranked team (Louisville, 2023). Fletcher now has five career 100-yard games - his game USF was his first since 11/18/23 vs. Louisville.

BECK PLAYING HIS BEST FOOTBALL IN NOVEMBER

• For the second straight year, the Miami Hurricanes added one of the top quarterbacks in the country in the January transfer window, signing QB **Carson Beck** after an eye-popping career at Georgia, where he finished 24-3 as a starting quarterback with the Bulldogs. He threw for 7,912 yards, 58 touchdowns and 20 interceptions at UGA.

- In a win over Syracuse, Beck became one of only two active FBS quarterbacks to crack 10,000 passing yards.
- In a win over No. Virginia Tech on Oct. 22, Beck threw for 320 yards and four touchdowns. The performance was Beck's 11th career 300-yard game - he is one of just four FBS active QBs to have more than 10 such games.
- Beck currently ranks as the leader among FBS players in career passing yards (10,717), fourth in career passing efficiency (158.45) and fifth in career total offense (11,018).
- Beck broke Miami's record for consecutive passes completed with 24 in a stretch from Nov. 15-22. In Miami's win over the Hokies, Beck had his 17th career game with multiple passing touchdowns and zero interceptions. That is the second most among active FBS players behind Vanderbilt QB Diego Pavia (21).
- He now owns a 33-5 record as a starting quarterback at the FBS level (.868), the best of any active player with more than 15 starts. Beck went 22-for-24 (91.7) against Bethune-Cookman, marking the highest completion rate by any Miami signal caller (min. 20 attempts) over the last 30 seasons.
- Beck, who assumed starting responsibilities at Georgia in 2023 as a fourth-year redshirt sophomore, led the Bulldogs to a 13-1 record and a win in the 2023 Capital One Orange Bowl, finishing just shy of a College Football Playoff berth in the four-team field. He was a member of back-to-back national championship teams as a backup.
- In his second year as the team's starting quarterback in 2024, Beck led Georgia to the College Football Playoff with an 11-2 record. Beck was hurt in the 2024 SEC Championship Game against Texas, which Georgia won, 22-19. He finished 2024 with 3,485 yards, a 64.7% completion percentage, 28 touchdowns and 12 interceptions.
- Beck underwent surgery to repair the ulnar collateral ligament (UCL) in his right elbow after the SEC Championship Game. Though he did not throw during all of spring practice at Miami after enrolling in January while completing his rehab, he was cleared for full participation shortly thereafter and took part in all summer team activity.

Opportunity Beckons: Carson Beck, Hurricanes looking for breakthrough 2025 (excerpts)

by: Jordan McPherson, Miami Herald - August 15, 2025

"New Miami Hurricanes quarterback Carson Beck has his share of tattoos covering both of his arms and his left leg. Two in particular stand out to him.

The first is a quote on his right elbow: 'Why do we fall?' It comes from the movie 'Batman Begins.' The answer to that question, as Thomas Wayne says to his son Bruce: 'So we can learn to pick ourselves up.' The second, right next to it and covering up most of his bicep, is a phoenix. Beck is a Harry Potter fan, and the phoenix is an integral figure in a couple of the books in the series. A phoenix is also a mythical symbol of resilience, as bird is said to be reborn from its ashes when it dies.

The scar that runs through them — a visual reminder of the UCL revision surgery he had in December after he injured his elbow in the SEC Championship Game with the Georgia Bulldogs — now gives the artwork a little extra meaning....

...will Beck fall or rise from the ashes? It's in his hands.

'That's how I want it,' Beck said. 'That's how it should be. That's how I've always wanted it my whole life. I feel like in those pressure moments, I thrive. That's what I look for.'

Carson Beck - Year-By-Year Passing Statistics

		GP-GS	CMP	ATT	INT	YDS	TD	LONG	PCT
2020	Georgia	redshirt	--	--	--	--	--	--	--
2021	Georgia	4-0	10	23	2	176	2	32	43.5
2022	Georgia	7-0	26	35	0	310	4	32	74.3
2023	Georgia	14-14	302	417	6	3,941	24	55	72.4
2024	Georgia	13-13	290	448	12	3,485	28	67	64.7
2025	Miami	11-11	240	323	9	2,805	22	61	74.3
	CAREER	49-38	868	1,246	29	10,717	80	61	69.7

CHARTING THE CANES

	Cristobal Era	
	2025	
August	1-0	2-0
September	3-0	13-2
October	2-1	9-5
November	3-1	7-9
December	0-0	0-2
ACC home games	3-1	9-7
ACC road games	2-1	8-7
ACC neutral games	0-0	0-0
Non-conference home games	4-0	11-1
Non-conference road games	0-0	3-1
Non-conference neutral games	0-0	0-2
Opponent ranked (AP) - home	2-0	3-2
Opponent ranked (AP) - road	1-0	1-4
Opponent ranked (AP) - neutral	0-0	0-1
Games decided by 1-8 pts	2-2	9-11
Games decided by 9-20 pts	2-0	3-3
Games decided by 21+ pts	5-0	19-4
When scoring 0-9 pts	0-0	0-3
When scoring 10-19 pts	0-0	1-2
When scoring 20-29 pts	3-2	7-8
When scoring 30+ pts	6-0	12-5
When allowing 0-9 pts	4-0	10-0
When allowing 10-19 pts	3-0	11-1
When allowing 20-29 pts	2-2	5-7
When allowing 30+ pts	0-0	5-10
Day games (before 6pm)	4-1	18-11
Night games (6pm or after)	5-1	13-7
In overtime	0-0	3-0
Scoring first	7-1	24-5
Opponent scores first	2-1	7-13
Leading after 1st Q	6-1	21-4
Trailing after 1st Q	1-1	3-12
Leading after 2nd Q	8-1	25-6
Trailing after 2nd Q	0-1	4-11
Leading after 3rd Q	9-0	26-2
Trailing after 3rd Q	0-1	4-15
With 100-yd rusher	4-0	13-4
With 100-yd receiver	3-1	14-9
With 300-yd passer	2-0	12-7



WEEK FOURTEEN (NOV. 23) AFCA COACHES POLL

1)	OHIO STATE	11-0	1,640 (58)
2)	INDIANA	11-0	1,587 (7)
3)	TEXAS A&M	11-0	1,522 (1)
4)	GEORGIA	10-1	1,444
5)	OREGON	10-1	1,326
6)	OLE MISS	10-1	1,320
7)	TEXAS TECH	10-1	1,295
8)	OKLAHOMA	9-2	1,169
9)	NOTRE DAME	9-2	1,117
10)	ALABAMA	9-2	1,056
11)	BYU	10-1	1,014
12)	VANDERBILT	9-2	876
13)	MIAMI	9-2	849
14)	UTAH	9-2	809
15)	MICHIGAN	9-2	664
16)	TEXAS	8-3	646
17)	VIRGINIA	9-2	556
18)	TENNESSEE	8-3	473
19)	USC	8-3	464
20)	JAMES MADISON	10-1	331
21)	NORTH TEXAS	10-1	288
22)	TUALNE	9-2	255
23)	GEORGIA TECH	9-2	228
24)	PITTSBURGH	8-3	174
25)	SMU	8-3	121

WEEK FOURTEEN (NOV. 23) ASSOCIATED PRESS TOP 25

1)	OHIO STATE	11-0	1,573 (61)
2)	INDIANA	11-0	1,495
3)	TEXAS A&M	11-0	1,461 (2)
4)	GEORGIA	10-1	1,378
5)	OREGON	10-1	1,291
6)	OLE MISS	10-1	1,262
7)	TEXAS TECH	10-1	1,211
8)	OKLAHOMA	9-2	1,108
9)	NOTRE DAME	9-2	1,073
10)	ALABAMA	9-2	1,002
11)	BYU	10-1	943
12)	VANDERBILT	9-2	828
13)	MIAMI	9-2	781
14)	UTAH	9-2	774
15)	MICHIGAN	9-2	683
16)	TEXAS	8-3	615
17)	VIRGINIA	9-2	532
18)	TENNESSEE	8-3	499
19)	GEORGIA TECH	9-2	344
20)	USC	8-3	313
21)	JAMES MADISON	10-1	262
22)	NORTH TEXAS	10-1	251
23)	TULANE	9-2	186
24)	PITTSBURGH	8-3	158
25)	SMU	8-3	109

TONEY 90 YARDS FROM TYING FRESHMAN MARK

• WR **Malachi Toney** had recorded at least 40 receiving yards and four receptions in all eight of his career games before the streak was snapped against Syracuse. That was the second longest streak by any ACC player in the last 30 years to begin his FBS career, behind Wake Forest's Greg Dortch in 2017-18 (13 straight). The school record for receiving yards is held by Ahmmon Richards (934 in 2016). Toney is one of only three true freshmen in the country to lead his team in receiving yards and receptions, and is a strong candidate for the Shaun Alexander Award as the nation's top freshman in the country.

BECK ONE OF TWO ACTIVE QBs TO TOP 10K MARK

• QB **Carson Beck** surpassed 10,000 career passing yards in UM's win over Syracuse. Of the 63 quarterbacks to reach the 10,000 mark this century for power conference teams, Beck's completion percentage is among the best.

• Beck's 69.7 completion percentage on the journey to 10,000 trails only four players from power conferences: Colt McCoy (70.3%), Graham Harrell (69.8%), Will Rogers (69.5%) and Brandon Weeden (69.5%) to place him fifth.

MIAMI NOW HAS THREE RANKED WINS THIS YEAR

• The Hurricanes recorded a third ranked win when they topped #18/#19 Florida State on October 4; the last time Miami featured three ranked wins came in 2009 against No. 18 FSU, No. 14 Georgia Tech and No. 8 Oklahoma

• Prior to this year, where Miami has knocked off #6/6 Notre Dame and #18/#23 USF in addition to FSU, the last time Miami started a year with a 3-0 mark with at least two ranked wins in those first three games was the 1993 season. UM opened the year with wins over then-No. 20 Boston College, Virginia Tech and then-No. 13 Colorado.

FOLLOW THE BLUEPRINT: CANES ARE ON THE RISE

• Miami reached a number of notable milestones in 2024, its third season under **Mario Cristobal**. The Hurricanes managed only the second 10-win season in the last 20 years at Miami (2017), finished undefeated at home for the first time since 2002 and ended the season inside the Associated Press Top 20 at No. 18 - only its second finish that high since 2005. UM went from five wins (2022, 5-7) to seven (2023, 7-6) to 10 (2024, 10-3) under Cristobal.

• The Hurricanes had 10 NFL Combine invites and its seven NFL Draft picks ranked sixth-most nationally. The Hurricanes had just one NFL Draft pick in the draft prior to Cristobal taking the helm, in 2022 - and it came in the seventh round (Jon Ford, Green Bay Packers).

• QB Cam Ward, the winner of the Davey O'Brien Award and Manning Award as the nation's top quarterback, was selected with the No. 1 overall pick by the Tennessee Titans - it was the third No. 1 overall pick in program history.

O-LINE NAMED JOE MOORE HONOR ROLL...AGAIN

• For the third straight year, the Miami Hurricanes' offensive line was selected to the midseason honor roll for the Joe Moore Award, which recognizing the top performing units in the nation. Miami was one of 24 selected.

BALLHAWK FITZGERALD STEPPING UP AS STARTER

• DB **Bryce Fitzgerald** recorded an interception for the second straight game against USF on Sept. 13, picking off Byrum Brown to end what was the nation's longest passing streak without an interception (252 straight attempts).

• Fitzgerald ranks second among true freshman in FBS with three interceptions; he had his third pick at FSU

SCOTT NAMED A THORPE AWARD SEMIFINALIST

• DB **Keionte Scott** has been among Miami's most dynamic playmakers on defense this season. Scott, who has started all nine games at nickel, was named to the watch list for the Thorpe Award honoring the nation's top DB.

CANES LEAD THE NATION IN FG PCT. SINCE 2020

• The Hurricanes have been the most accurate field-goal kicking team in the country over the last six seasons. Miami has made 87.0 percent of its field goal attempts since 2020 (107/123), including a 10-for-111 start to 2025.

MESIDOR ADDED TO SACK TOTAL AGAINST HOKIES

• A key member of Miami's defensive line who has been stellar through the first half of the season, veteran edge rusher **Akheem Mesidor** is second active FBS with 30.0 sacks over the course of his career. Mesidor, who grew up in Ottawa, Canada, spent much of his high school career traveling to the U.S. for recruiting camps and clinics.

• Now in his sixth year, Mesidor spent the first two seasons of his career (2020-21) at West Virginia before transferring to Miami. He is one of just four players with more than 25 career sacks at the FBS level, joining Trey Moore of Texas (30.5), David Bailey of Texas Tech (27.0) and Cashius Howell of Texas A&M (27.0).



MIAMI PROTECTING HOME FIELD AT HARD ROCK

• The Hurricanes had won 10 straight home games dating back to Sept. 7, 2024 - a stretch that encapsulated the entirety of 2024 and included Miami's 5-0 start to 2025 - before falling, 24-21, to Louisville on Oct. 17.

• Miami's 10-game home winning streak was tied for the fourth-longest active streak among FBS programs and was one of only six double-digit home winning streaks across the entirety of FBS entering Week 8.

• In the modern era of Miami Hurricanes Football (since 1979), Miami's 10-game home winning streak was the third-longest, trailing only two streaks: a 58-game stretch at the Orange Bowl that began on Oct. 12, 1985 and ended on Sept. 24, 1994 - the longest home winning streak in college football history - as well as a stretch of 26 straight games at "The OB" from Oct. 30, 1999 - Oct. 18, 2003.

• With a win on Sept. 6, UM started the season 2-0 at home for the 13th time in the last 14 seasons (since 2012). The Hurricanes have not lost a home opener since 2006, when they fell to Florida State 13-10 at the Orange Bowl on Sept. 4, 2006. Miami has won 19 straight home openers since - each one since 2007.

DANIELS RETURNED VS. HOKIES, FULL GO FOR PITT

• The Hurricanes lost their top-six pass-catchers by receptions from a season ago, when the Hurricanes had the No. 1 offense in the country. Miami's three starting wide receivers were all making their debuts on Aug. 31 vs. Notre Dame: transfers **CJ Daniels** (LSU) and **Keelan Marion** (BYU) as well as true freshman **Malachi Toney**.

• The trio combined for 14 catches totaling 157 yards and two touchdowns in Miami's 27-24 win. Toney was targeted 10 times - more than any other player - while both he and Daniels had touchdown catches.

• Daniels is one of only two active FBS players with 2,500 receiving yards (2,785) and 25 touchdowns (27) over their careers at the FBS level. The other is Arkansas State's Corey Rucker (3,865, 25). Daniels' eye-popping one-handed score vs. ND was named the Crunch Time Play of the Week by the Football Writers Association (FWAA).

• Daniels ranks sixth among all FBS players with 2,790 career receiving yards. Including Daniels, there are only nine active in FBS who have 2,500-or-more receiving yards.

"HURRICANE BAIN" IS A LOTT TROPHY FINALIST

• One of the top performers in the nation in his first two years at Miami was DL **Rueben Bain, Jr.**, who enjoyed a dominant rookie campaign that resulted in ACC Defensive Rookie of the Year honors in 2023. That year, the 6-foot-3, 275-pound defensive lineman tallied 44 tackles, 12.5 tackles for loss and 7.5 sacks over 13 games, earning Freshman All-American honors. He was also selected to the All-ACC Third Team that season.

• The standout junior has twice been named ACC Defensive Lineman of the Week this year; Bain, mentioned by many analysts as a Heisman Trophy candidate, was recognized following standout performances against both Notre Dame (Aug. 31) and Florida (Sept. 20). He was named one of four Lott Trophy finalists for 2025.

• Through 12 weeks, Bain is graded as the No. 1 defensive edge by Pro Football Focus at the Power-4 level. Bain, who has 24.0 career TFLs, has been projected as a top-10 overall pick in advance of the 2026 NFL Draft.

• Bain's uncle, Tolbert Bain, lettered for the Hurricanes from 1984-1987. His older brother, Reggie, is an offensive line graduate assistant. The rising sophomore, who was named to the preseason watch lists for the Bednarik and Lombardi Awards, has a nickname "Hurricane Bain" - a writeup from the Miami Herald on the moniker is below:

• The "Hurricane" started swirling almost 30 years ago, years and years before Rueben Bain was even a thought in his father's mind and long before the elite edge rusher was one of the crown jewels of the Miami Hurricanes.

It all started, fittingly, at "Traz" Powell Stadium in Miami, where Rueben Bain Sr. — just like his son — played his home games and wreaked havoc as a two-way lineman for Carol City. Willie Wilcox, the stadium's iconic public address announcer, gave him the nickname because of his physicality and tenacity, inspired by the story of wrongfully imprisoned boxer Rubin Carter.

It turned out to be something like a premonition from Wilcox. After a solid career with the Chiefs, Bain Sr. graduated, played at Division II Morris Brown College in Atlanta, moved back to Florida, where he started a family. He had a few sons and gave one his own name, and, with it, his own nickname, once Bain Jr. started playing for Miami Central and Wilcox realized who he was. He became the latest in a long line of Bains to star athletically in Miami-Dade County, starting with grandfather Herman Bain, who was a three-sport star at Northwestern.

It turns out, Wilcox had something like a premonition...he also embodied the nickname in a way not even his father could, with four state championships in four years, 58 1/2 sacks across his final two seasons at Central and finally a nod as the MaxPreps Florida Player of the Year on Tuesday." -David Wilson, Miami Herald, December 2022.

CANES UNDER CRISTOBAL

2025

9-2, 5-2 ACC

DATE	UM	OPP	OPPONENT	W/L	SCORE
Aug. 31	10	6	Notre Dame	W	27-24
Sept. 6	5	—	Bethune-Cookman	W	45-3
Sept. 13	5	18	USF	W	49-12
Sept. 20	4	—	Florida	W	26-9
Oct. 4	2	18	at Florida State*	W	28-22
Oct. 17	2	—	Louisville*	L	21-24
Oct. 25	9	—	Stanford*	W	42-7
Nov. 1	9	—	at SMU*	L	20-26 (OT)
Nov. 8	18	—	Syracuse*	W	38-10
Nov. 15	16	—	NC State*	W	41-7
Nov. 22	15	—	at Virginia Tech*	W	34-17

2024

10-3, 6-2 ACC

DATE	UM	OPP	OPPONENT	W/L	SCORE
Aug. 31	19	—	at Florida	W	41-17
Sept. 7	12	—	Florida A&M	W	56-9
Sept. 14	10	—	Ball State	W	62-0
Sept. 21	9	—	at USF	W	50-15
Sept. 27	7	—	Virginia Tech*	W	38-34
Oct. 5	8	—	at California*	W	39-38
Oct. 19	6	—	at Louisville*	W	52-45
Oct. 26	6	—	Florida State*	W	36-14
Nov. 2	5	—	Duke*	W	52-31
Nov. 9	5	—	at Georgia Tech*	L	23-28
Nov. 23	10	—	Wake Forest*	W	42-14
Nov. 30	7	—	at Syracuse	L	38-41
Dec. 28	15	19	Iowa State	L	41-42

2023

7-6, 3-5 ACC

DATE	UM	OPP	OPPONENT	W/L	SCORE
Sept. 1	—	—	Miami (Ohio)	W	38-3
Sept. 9	—	23	Texas A&M	W	48-33
Sept. 14	22	—	Bethune-Cookman	W	48-7
Sept. 23	20	—	at Temple	W	41-7
Oct. 7	17	—	Georgia Tech*	L	20-23
Oct. 14	25	12	at North Carolina*	L	31-41
Oct. 21	—	—	Clemson*	W (2OT)	28-20
Oct. 28	—	—	Virginia*	W (OT)	29-26
Nov. 4	—	—	at NC State*	L	6-20
Nov. 11	—	4	at Florida State*	L	20-27
Nov. 18	—	9	Louisville*	L	31-38
Nov. 24	—	—	at Boston College*	W	45-20
Dec. 28	—	—	Rutgers*	L	24-31

2022

5-7, 3-5 ACC

DATE	UM	OPP	OPPONENT	W/L	SCORE
Sept. 3	16	—	Bethune-Cookman	W	70-13
Sept. 10	15	—	Southern Miss	W	30-7
Sept. 17	13	23	at Texas A&M	L	9-17
Sept. 24	—	25	Middle Tennessee St.	L	31-45
Oct. 8	—	—	North Carolina*	L	24-27
Oct. 15	—	—	at Virginia Tech*	W	20-14
Oct. 22	—	—	Duke	L	21-45
Oct. 29	—	—	at Virginia*	W (4OT)	14-12
Nov. 5	—	—	Florida State*	L	3-45
Nov. 12	—	—	at Georgia Tech*	W	35-14
Nov. 19	—	9	at Clemson*	L	10-40
Nov. 26	—	—	Pittsburgh*	L	16-42



2025 SCORING DRIVES

OPPONENT	PLAYS/YDS	TIME	RESULT
Notre Dame	8 70	2:43	TD
Notre Dame	10 75	5:09	TD
Notre Dame	12 75	7:37	TD
Notre Dame	4 8	2:13	FG
Notre Dame	10 46	2:17	FG
Bethune-Cookman	5 90	1:58	TD
Bethune-Cookman	9 74	4:33	TD
Bethune-Cookman	8 68	4:08	TD
Bethune-Cookman	11 71	2:24	TD
Bethune-Cookman	9 75	4:21	TD
Bethune-Cookman	5 69	1:57	TD
Bethune-Cookman	13 67	6:11	FG
USF	9 75	5:26	TD
USF	9 85	4:31	TD
USF	3 75	1:11	TD
USF	6 25	3:03	TD
USF	6 91	3:33	TD
USF	9 75	5:44	TD
USF	7 57	2:20	TD
Florida	7 56	3:31	TD
Florida	16 37	8:19	FG
Florida	10 52	3:22	FG
Florida	13 80	7:12	TD
Florida	4 22	1:01	TD
Florida State	16 79	4:51	TD
Florida State	1 44	0:58	TD
Florida State	10 75	5:51	TD
Florida State	8 80	4:03	TD
Louisville	5 75	2:50	TD
Louisville	7 61	3:34	FG
Louisville	6 32	2:52	FG
Louisville	1 12	0:05	TD
Stanford	15 71	7:26	TD
Stanford	6 40	2:22	TD
Stanford	1 3	0:05	TD
Stanford	4 45	1:59	TD
Stanford	8 76	4:32	TD
Stanford	12 55	5:53	TD
at SMU	8 62	4:27	TD
at SMU	4 5	0:42	FG
at SMU	7 75	2:59	TD
at SMU	10 49	5:33	FG
Syracuse	15 71	7:26	TD
Syracuse	6 40	2:22	TD
Syracuse	1 3	0:05	TD
Syracuse	4 45	1:59	TD
Syracuse	8 76	4:32	TD
Syracuse	12 55	5:53	TD
NC State	11 77	5:37	FG
NC State	3 48	1:32	TD
NC State	9 66	2:43	TD
NC State	8 85	4:58	TD
NC State	10 67	5:13	FG
NC State	8 88	4:27	TD
Virginia Tech	8 75	4:44	TD
Virginia Tech	14 75	8:28	TD
Virginia Tech	10 50	4:42	FG
Virginia Tech	5 58	0:53	FG
Virginia Tech	11 75	6:27	TD
Virginia Tech	7 40	1:46	TD

B2B STATE CHAMPIONS...IN RESOUNDING FASHION

• The Hurricanes earned their second straight unofficial state championship when they topped Florida State on Oct. 4, picking up wins over the Seminoles, Florida and USF in the same season for the second straight year. Miami is 6-0 against those three programs with added wins over Florida A&M (2024) and Bethune-Cookman (2025). Against in-state opponents the last two years, the combined scorelines are 331-99 with an 8-0 record.

• Over the same stretch, Miami also has a +1784 yardage differential against its Sunshine State opponents.

CANES ARE DOMINATING NON-CONFERENCE PLAY

• Miami has won 12 straight regular season games against non-conference opponents, finishing 4-0 in each of the last three seasons (2023, 2024, 2025). That is its longest streak since a 15-game run between 2000 and 2003.

MIAMI 'D' PUT UP HISTORIC GAME VS. GATORS

• Miami's defense held Florida to under 100 yards on the ground (80) and air (61) while also not allowing a third-down conversion (0/13). The only other ACC team in the past 30 years with that kind of defensive outing was Boston College versus Howard in 2015.

BROWN WAS ONE OF JUST 30 IN 1,100/15 CLUB

• Despite having two running backs - **Mark Fletcher, Jr.** and **Jordan Lyle** - that will play massive roles for Miami's offense in 2025, **Mario Cristobal** went out and added one of the best players at the FCS level to the roster this offseason - former North Dakota State running back **CharMar "Marty" Brown** (*pronounced like Shemar*).

• Brown was one of 30 DI (FBS/FCS) players last season to record at least 1,100 rushing yards and 15 rushing touchdowns last season, and is the only active underclassman among that group. He is a redshirt sophomore.

• Brown, the Jerry Rice Award winner as the top freshman player in Football Championship Division last season, was a member of the Stats Perform, FCS Football Central and Phil Steele FCS Freshman All-America teams. Brown won Missouri Valley Football Conference Newcomer of the Year and Freshman of the Year honors, becoming just the third Bison player and sixth in league history to sweep both awards.

• The Omaha, Neb., native led all FCS freshmen in rushing attempts (244), yards (1,181) and touchdowns (15).

BECK IN ELITE COMPANY W/LATEST 300/3+1 GAME

• QB **Carson Beck** became the the fourth Hurricanes quarterback in the last decade to throw for 300 yards (340) and at least three touchdowns (3) and run for a score in the same game when he did so in Miami's victory over USF, joining Cam Ward (2024), Malik Rosier (2017) and Brad Kaaya (2016). Ward, the No. 1 overall pick in the 2025 NFL Draft, had two such performances during his lone season at Miami.

MIAMI MAKES IT FOUR STRAIGHT YEARS OF 2-0

• With a 45-3 win over Bethune-Cookman on Sept. 6, the Hurricanes opened the season with a 2-0 start for the fourth straight year - something it has not done since a four-season span from 2001 to 2004 (2022-2025).

WINNING THE TURNOVER BATLE CRUCIAL VS. ND

• Notre Dame led the country in turnovers gained in 2024 and were No. 5 in turnover margin. In its win over the No. 6 Irish, Miami had zero turnovers on offense. That marked the third time Miami defeated an AP Top 10 team this century while not giving the ball away, along with 2017 against No. 3 Notre Dame and 2004 at No. 10 Virginia

UM EARNS HIGHEST PRESEASON RANK SINCE 2018

• Bolstered by the addition of several impressive newcomers and anchored by a talented group of returning veterans, the Hurricanes were ranked in the top 10 of both preseason polls - checking in at No. 10 in both the US LBM Coaches Poll and Associated Press. Miami's ranking inside the top 10 marked its highest preseason in seven years; the Hurricanes opened the 2018 season ranked No. 8/8.

CRISTOBAL SHAKES UP MIAMI DEFENSIVE STAFF

• In addition to hiring **Corey Hetherman** as defensive coordinator, **Mario Cristobal** made significant changes to his defensive staff entering 2025. **Zac Etheridge** was hired as defensive pass game coordinator / defensive backs coach (from Houston), **Will Harris** was hired as safeties coach (from Florida) and **Damione Lewis** was hired as defensive tackles coach (from Colorado).

• The only returning coach, **Jason Taylor**, is Miami's defensive line coach / defensive pass rush coordinator. Four of five coaches were replaced on the defensive side of the ball.



MOST RUSHING TDS BY HURRICANE AT HARD ROCK STADIUM

- 1) Duke Johnson - 17
- 2) Mark Fletcher, Jr. - 16
- 3) Mark Walton - 13
- 4) DeeJay Dallas - 12
- T-5) Lamar Miller - 11
- T-5) Cam'Ron Harris - 11

MIAMI CAREER NUMBERS & RANKS AT ACTIVE FBS LEVEL

Carson Beck

- Passing Yards - 10,717 (No. 1)
- Total Offense - 11,018 (No. 5)
- Passing Efficiency - 158.45 (No. 4)

CJ Daniels

- Receiving Yards - 2,790 (No. 6)

Akheem Mesidor

- Total Sacks - 30.0 (No. 2)

Bert Auburn

- Made Field Goals - 67 (No. 3)

ACTIVE FBS QUARTERBACKS: MOST GAMES WITH 2+ PASS TD AND 0 INT

Vanderbilt's Diego Pavia - 21

Miami's Carson Beck - 17

Three Other Players - Tied w/ 13

ACTIVE FBS QUARTERBACKS: MOST GAMES WITH 300+ PASSING YARDS

TCU's Josh Hoover - 15

SMU's Tyler Van Dyke - 11

Miami's Carson Beck - 11

Virginia's Chandler Morris - 10

Fresno State's EJ Warner - 10

Tennessee's Joey Aguilar - 10

San Jose State's Walker Eget - 10

"FREAK" MAUGOA AN OUTLAND CANDIDATE AT RT

- Miami standout offensive tackle **Francis Mauigoa** was ranked No. 16 in Bruce Feldman's annual "Freaks" list:

"The former five-star has started all 26 games at right tackle that he's played at Miami since arriving. Last season, Mauigoa earned All-ACC second-team honors. The 6-6, 335-pounder clocked a 1.57 flying 10-yard split. His power output registered almost 10,000 watts, by far the most on the team, almost 1,000 watts more than the next player. Last year, Mauigoa measured at 9,274 watts. His max velocity is 18 mph and his vertical jump is 30 1/2 inches."

- A former five-star recruit out of American Samoa by way of IMG Academy, Mauigoa was the only FBS tackle with two or fewer knockdowns allowed on 500-plus pass-blocking snaps. He is projected as a top-10 NFL pick in 2026.

NEW-LOOK DB ROOM MAKING PRESENCE FELT

- After a disappointing season by Miami's secondary in 2024, the Hurricanes added a number of key players who look to transform the unit's chances in 2025. The Hurricanes infused the room with several highly impressive players via the transfer portal, including CB **Xavier Lucas**, who impressed at Wisconsin in his true freshman season in 2024, as well as S **Zechriah Poyser**, a 2024 Freshman All-America as a redshirt freshman at Jacksonville State. S **Jakobe Thomas** (Tennessee) has started all 10 in the Miami secondary. Another key piece is CB **Damari Brown**, who missed nearly all of 2024, but started vs. Louisville. Nickel **Keionte Scott** was hurt vs. Syracuse.

HETHERMAN HIRED AS DEFENSIVE COORDINATOR

- **Mario Cristobal** announced the hiring of Minnesota Golden Gophers defensive coordinator **Corey Hetherman** to the same post in January 2025. Hetherman arrived in Coral Gables after a dominant lone season at Minnesota.

- Under Hetherman's direction, the Gophers ranked No. 9 nationally in points allowed (16.9 per game), No. 5 nationally in total defense (285.7 yards per game), No. 9 in passing defense (176.1) and No. 12 in rushing defense (109.6). Hetherman was hired by Minnesota after spending two seasons (2022-23) as Rutgers' linebacker coach. Hetherman spent 2019-21 at James Madison as the defensive coordinator.

- A native of Oxford, Massachusetts, Hetherman was promoted to Associate Head Coach and was named the AFCA FCS Assistant Coach of the Year after James Madison finished with the No. 2 defense in the nation.

DC Corey Hetherman: *"We're going to be aggressive. We want to be an attacking style defense. We're going to be very multiple..we're going to be an attacking, aggressive style defense and we're going to try and dictate the tempo."*

HC Mario Cristobal: *"He is an elite coach, individual, and teacher. That is the most valuable thing when it comes to coaching. A guy has to be able to teach and connect. Every single day, he finds a way to make those guys better so that their buy-in is really, really high. You see it in the way we communicate and the way we run to the football."*

DL Akheem Mesidor: *"I love Coach Hetherman. He's a great teacher. He's just an aggressive guy, as you guys can see in his interviews. But he really just gets it down to the point. He's a technician; anything you have, he'll probably answer your question before you ask it. But he's an amazing person, a great coach, and he just lets us play free, play fast."*

LB Wesley Bissainthe: *"It starts from meetings. He's emphasizing communication. 'Communication, swarm, violence' every day in meetings, so that when we come out here, we already know it."*

RING OF HONOR CLASS HONORED VS. STANFORD

- Miami's 2025 Ring of Honor class - comprised of QB Ken Dorsey, WR Andre Johnson, OL Bryant McKinnie and LB Dan Morgan - was recognized at halftime of Saturday's game against Stanford at Hard Rock Stadium. The Ring of Honor was established in 1997 and serves as the highest honor for a Miami football player or coach.

- Dorsey lined up under center for three seasons from 2000-02 and posted a remarkable 38-2 record as a starter. He is UM's career passing touchdowns leader with 86 and ranks second in career passing yards with 9,565 yards.

- Johnson played three seasons (2000-02) for the Canes and caught 92 career passes for 1,831 yards and 20 touchdowns. He was the Co-MVP of the Rose Bowl after hauling in seven passes for 199 yards and two scores.

- McKinnie didn't allow a sack at left tackle during his two seasons (2000-01) at Miami, helping the Canes win 23 of 24 games over that stretch, including the 2001 national title. He was the 2001 Outland Trophy winner.

- Morgan was a four-year starter at linebacker from 1997-2000. He is Miami's career tackles leader with 532 and the only player in Miami history to post 100-plus tackles in each of his four seasons. In 2000, Morgan became the first player in college football history to sweep the Bednarik, Butkus and Nagurski Awards.



MIAMI IN SEASON OPENERS

MODERN ERA OF UM FOOTBALL (1979)

YEAR	UM	OPP TEAM	W/L	SCORE
1979	—	—	Louisville	W 24-12
1980	—	—	at Louisville	W 24-10
1981	—	17	Florida	W 21-20
1982	15	16	at Florida	L 14-17
1983	—	—	at Florida	L 3-28
1984	10	1	Auburn (New Jersey)	W 20-18
1985	—	5	Florida	L 23-35
1986	3	—	at South Carolina	W 34-14
1987	10	20	Florida	W 31-4
1988	6	1	Florida State	W 31-0
1989	3	—	at Wisconsin	W 51-3
1990	1	16	at BYU	L 21-28
1991	3	—	at Arkansas	W 31-3
1992	1	23	at Iowa	W 24-7
1993	4	20	at Boston College	W 23-7
1994	6	—	Georgia Southern	W 56-0
1995	12	—	at UCLA	L 8-31
1996	11	—	at Memphis	W 30-7
1997	14	—	at Baylor	W 45-14
1998	—	—	East Tennessee St.	W 66-17
1999	12	9	Ohio State (New Jersey)	W 23-12
2000	6	—	McNeese State	W 61-14
2001	2	—	at Penn State	W 33-7
2002	1	—	Florida A&M	W 63-17
2003	3	—	at Louisiana Tech	W 48-9
2004	5	4	Florida State	W (OT) 16-10
2005	9	14	at Florida State	L 7-10
2006	11	11	Florida State	L 10-13
2007	—	—	Marshall	W 31-3
2008	—	—	Charleston Southern	W 52-7
2009	—	18	at Florida State	W 38-34
2010	13	—	Florida A&M	W 45-0
2011	—	—	at Maryland	L 24-32
2012	—	—	at Boston College	W 41-32
2013	—	—	FAU	W 34-6
2014	—	—	at Louisville*	L 13-31
2015	—	—	Bethune-Cookman	W 45-0
2016	—	—	Florida A&M	W 70-0
2017	18	—	Bethune-Cookman	W 41-13
2018	8	24	LSU (Arlington, Texas)	L 17-33
2019	—	8	Florida (Orlando)	L 20-24
2020	—	—	UAB	W 31-14
2021	14	1	Alabama (Atlanta)	L 13-44
2022	16	—	Bethune-Cookman	W 70-13
2023	—	—	Miami (OH)	W 38-3
2024	19	—	at Florida	W 41-17
2025	10	6	Notre Dame	W 27-24

Opening At Home: 20-2

Opening On Road: 13-7

Opening at Neutral Site: 2-3

Combined Since 1979: 34-12

***1979 is the year Howard Schnellenberger arrived to the University of Miami as head coach, jumpstarting what is considered the modern era of Miami Hurricanes Football.

***Prior to Schnellenberger's arrival, Miami was 33-19 in season openers dating back to its first year of football in

DOMINANT O-LINE PLAY A CRISTOBAL HALLMARK

• The Hurricanes' offensive line was one of 24 groups named to the midseason honor roll for the Joe Moore Award honoring the nation's top unit in 2025. The Hurricanes made the cut for the third straight year and have started the same five players all six games so far. **Mario Cristobal**'s OL won the award at Alabama in 2015.

• Miami returned three starters from an offensive line that keyed the way for the No. 1 offense in FBS by nearly every metric last season: RT **Francis Mauigoa** (started all 26 games of his career entering 2025), RG **Anez Cooper** (30 career starts, including 26 straight entering 2025) and LG **Matt McCoy** (12 starts last year).

• In addition to those three starters, Miami also received significant contributions from LT **Markel Bell** - who made five starts last year in place of an injured Jalen Rivers in his first season at Miami in 2024.

• According to SportSource Analytics, Miami ranked No. 3 in the country and No. 1 in FBS last year in offensive line efficiency at 109.2. Only teams ahead of Miami were New Mexico (134.5) and Army (110.5). Offensive Line Efficiency is a combination of five key metrics: tackle for loss percentage allowed (6.1%), sack percentage allowed (4.7%), percentage of rushes that went for four-plus yards (49.6%) and first down conversion percentage on 3rd & 4th Down runs where the necessary yardage was 1-2 yards (85.7% on third [24/28], 100% on fourth [6/6]).

• Miami added one of the top centers in the transfer portal for the third straight year this offseason, with C **James Brockermeyer** signing on from the Hurricanes for TCU. In his lone season in Fort Worth, Brockermeyer was All-Big 12 Honorable Mention. He allowed just one sack and eight quarterback pressures in 2024 according to PFF. Prior to adding Brockermeyer, Miami added Zach Carpenter (Indiana) in 2024 and Matt Lee (UCF) in 2023.

CANES REEL IN #1 RANKED ACC CLASS YET AGAIN

• For the third straight year, the Miami Hurricanes reeled in the best recruiting class in the ACC by the 247Sports rankings in 2024. The Hurricanes' incoming group was ranked No. 13 in the nation. Miami's 2025 class, inked in December 2024, was the top-rated group in the ACC for the third consecutive cycle.

• Miami's group featured eight players ranked in the Top247 rankings: DL **Hayden Lowe** (No. 16), RB **Girard Pringle, Jr.** (No. 151), OL **Seuseu Alofaituli** (No. 163), TE **Brock Schott** (No. 174), WR **Joshua Moore** (No. 193), DL **Herbert Scroggins** (No. 195), DB **Bryce Fitzgerald** (No. 237) and QB **Luke Nickel** (No. 247).

• The Hurricanes' 2024 group ranked No. 6 in the nation, while its 2023 group - the first full cycle under Cristobal - was ranked No. 8. According to Pick Six Previews, Miami was one of just 14 programs to sign a top 25 high school recruiting class and transfer class and one of just six to do it in three consecutive years - 2023, 2024 and 2025.

A "MENACE" REUNITES WITH HIS FORMER COACH

• One of Miami's key additions via the transfer portal came in the second window following spring practice, when the Hurricanes added former Rutgers standout Mo Toure (pronounced tur-RAY) to its linebacker room.

• Toure had a breakout 2023, playing in all 13 games for Rutgers and making eight starts during that season. Then under now Miami defensive coordinator Corey Hetherman (then Rutgers linebackers coach), Toure was second on the team with 93 tackles and led the Scarlet Knights with nine-and-a-half tackles for loss. He also played in Rutgers' 2023 Pinstripe Bowl win over Miami. Toure has started all nine games at linebacker for Miami in 2025.

• Toure, who has the moniker "Mo The Menace," was named to the Butkus Award watch list in 2024, but suffered ACL injuries that ended his 2022 and 2024 seasons. Toure is in his seventh season of college football.

• **Mario Cristobal on Toure:** "There is a ton of versatility with Mo. He is very physical. He is large at 240 pounds and he has produced in the Big Ten at a high level. We have a motivated version of Mo and I am excited to see what that looks like. He is physical at the point of attack and a really good tackler."

CONTINUING THE TREND: UM WINNING T.O.P BATTLE

• While Miami's offense was among the most prolific throughout the 2024 regular season, the Hurricanes also methodically controlled the clock last season, ranking No. 9 in "T.O.P". Miami is ranked No. 55 in 2025 (33:31) so far.

51 YEARS AND COUNTING FOR #NFLU STREAK

• With seven players selected in the 2025 NFL Draft, the Miami Hurricanes extended their streak to 51 consecutive years with one pick. UM trails only Michigan (1939), USC (1939) and Florida (1952) in consecutive years.

UM WAS ELITE IN '24 2ND HALVES, 4TH QUARTERS

• Miami ended the season ranked No. 2 in both second-half point differential (+12.62) and fourth-quarter point differential (+8.54) last season. In both categories, UM trailed Indiana (+9.08 in fourth quarter, +13.31 in second halves).



DAWSON LED MOST EXPLOSIVE OFFENSE IN FBS

- In his second year at the helm of Miami's offense in 2024, OC **Shannon Dawson** orchestrated the nation's No. 1 unit in both points per game (43.9) and yards (537.2).
- The Hurricanes ended the 2024 ranked No. 2 nationally in both plays of 10-or-more yards (249) and 20-or-more-yards (99). In each category, Miami trailed a team that had played 16 games compared to their 13 - Penn State (253 of 10-or-more) and Texas (108 of 20-or-more).
- The Hurricanes had 10 games of 500-or-more yards in the 2024 regular season, marking only the sixth time in the previous decade (since 2014) an FBS team has had 10-or-more games of 500-or-more yards of offense; Alabama (2018, 11), LSU (2019, 10), Oklahoma (2018, 10), Oklahoma (2017, 10) and Baylor (2014, 10).
- Miami's offense, anchored by QB Cam Ward – who went on to win the Davey O'Brien Award, the Manning Award and ACC Player of the Year honors – helped lead the Hurricanes to their first 10-win season since 2017.
- Miami's offense was among the nation's most improved in its first season under Dawson's direction in 2023, with a jump to No. 25 in total offense (up from No. 85 in 2022) and No. 22 in yards per play (from No. 67)

UM 1 OF 7 TO RANK IN T-25 OF TOTAL O+D IN 2024

- Miami ended the regular season ranked in the top 25 of both total offense (#1) and total defense (#24) at the conclusion of the regular season - five of the other seven schools to qualify for the list were College Football Playoff teams, and the only other team to do so was Ole Miss, who also narrowly missed out on a CFP berth.

WE RUN THIS STATE: HURRICANES LEAD THE WAY

- Among what is commonly referred to as the "Big Three" programs in the Sunshine State - Miami, Florida and Florida State, the Hurricanes are now the all-time state leaders in both wins vs. in-state opponents and winning percentage. UM's win against Florida in 2024 was its 100th and propelled UM to the best winning percentage in the state.

Opponents	Miami	FSU	Florida
Bethune-Cookman	7-0	1-0	----
Florida	31-27	28-38-2	XXXX
Florida A&M	11-1	----	1-0
Florida State	37-33	XXXX	38-28-2
Florida Atlantic	3-0	----	4-0
Florida International	3-1	----	1-0
Miami	XXXX	33-37	27-31
Stetson	5-5-2	6-1-1	15-2-2
UCF	2-0	1-0	2-1
USF	7-1	3-1	3-0
Record	106-68-2	72-76-3	91-62-4
Winning pct	.601	.493	.593

MIAMI'S RING OF HONOR

CLASS OF 2025 INDUCTEES:

QB Ken Dorsey

WR Andre Johnson

OL Bryant McKinnie

LB Dan Morgan

COLLEGE FOOTBALL PLAYOFF RANKINGS: NOV. 18

1)	OHIO STATE	10-0
2)	INDIANA	10-0
3)	TEXAS A&M	10-0
4)	GEORGIA	9-1
5)	TEXAS TECH	10-1
6)	OLE MISS	10-1
7)	OREGON	9-1
8)	OKLAHOMA	8-2
9)	NOTRE DAME	9-2
10)	ALABAMA	8-2
11)	BYU	9-1
12)	UTAH	8-2
13)	MIAMI	8-2
14)	VANDERBILT	8-2
15)	SOUTHERN CAL	8-2
16)	GEORGIA TECH	9-1
17)	TEXAS	7-3
18)	MICHIGAN	8-2
19)	VIRGINIA	9-2
20)	TENNESSEE	7-3
21)	ILLINOIS	7-3
22)	MISSOURI	7-3
23)	HOUSTON	8-2
24)	TULANE	8-2
25)	ARIZONA STATE	7-3



FORMER RETIRED NUMBERS HONORED BY CANES

• For the second straight year since originally many of them were originally retired, jersey numbers 10 (**Raul Aguirre, Jr. & Malachi Toney**) and 42 (**Artavius Jones**) will be worn by Hurricanes on the field in 2025. In addition, two other retired numbers - 14 (**Hayden Lowe**) and 13 (**Bryce Fitzgerald & Daylyn Upshaw**) will also be worn.

• There are patches honoring George Mira Sr. (#10), Jim Dooley (#42), Gino Torretta (#13) & Vinny Testaverde (#14), whose numbers are among the most recognizable in UM history and came out of retirement in 2024.

From their respective University of Miami Sports Hall of Fame bios:

George Mira, Sr.

"Mira Sr. will long be remembered by Hurricane fans as one of Miami's greatest quarterbacks and perhaps the 'Canes greatest player ever. In his three year career, Mira set numerous passing records, some of which are still in the record books. During his career, Miami once again gained national prominence, reaching the 1961 Liberty Bowl, the first bowl appearance in 19 years. Mira was the quarterback and passer for the '60's, he could drop back and pass and scramble when he had to, which earned him his nickname "The Matador". In 1962 Mira lead the Hurricanes to the Gotham Bowl in New York City and proved to the country that he was the real deal"

Jim Dooley



"Jim Dooley is a football legend at the University of Miami. Dooley was the first Hurricane football player to have his jersey number retired, #42, the first Hurricane player to be selected in the first round of the NFL draft, to the Chicago Bears, in 1952, and the first, and only, UM player to be an NFL head coach. Jim came to the University of Miami in 1947 after a stellar high school career at Miami High. As a junior and senior Dooley was a true "sixty minute man" playing both offense and defense. He set several records during his UM days, 17 interceptions on defense and over 1,000 yards rushing on offense. In 1951, Dooley intercepted 10 passes and was named first-team All-American by the associated Press. Dooley played in both the 1951 Orange Bowl Classic and the 1952 Gator Bowl where he earned MVP honors and setting a Gator Bowl record with 4 interceptions"

Vinny Testaverde

Vinny Testaverde came to the Hurricanes by way of Elmont, New York in the fall of 1982. Vinny was the first player in U.M. history to win the Heisman Trophy, 1986. Vinny is one of only a handful of Hurricane football players to have his number retired (14). On the career lists Vinny ranked, at the time, second in passing yardage, (6,058), tied with Steve Walsh for first in touchdown passes (48) and fourth in pass completions (413). In addition to winning the Heisman Trophy, he also won the Davey O'Brien Award, the Walter Camp Player of the Year Award, the Maxwell Award and was voted a consensus first-team All-American. As a starter, Vinny led the Hurricanes to a 21-1 regular season mark over two years. Testaverde was selected the first pick in the 1987 NFL draft by the Tampa Bay Buccaneers and played on several other NFL teams during his long, and successful, career.

Gino Torretta

"Gino Torretta capped an illustrious collegiate career by bringing the prestigious Heisman Trophy award back to the Coral Gables campus in 1992. The 1992 season was to be Gino Torretta's coronation as the Heisman favorite. But the season started amidst disaster as Hurricane Andrew ripped through South Florida just 12 days before the season opener at Iowa. Dealing with the emotional aftermath, Gino led the Hurricanes to a 24-7 win over the Hawkeyes on national television by passing for 433 yards and two touchdowns. If there was a game that typified his career it was the win against Florida State. Miami trailed 16-10 with 9:05 left in the fourth period when Gino led the Hurricanes on a 58-yard scoring drive to take the lead. Torretta took every award available to him in '92: the Maxwell Award (best overall player), Davey O'Brien Award (top quarterback), Unitas Award (top senior quarterback), consensus All-American, and every Player of the Year Award."





HEAD COACH MARIO CRISTOBAL

FOURTH SEASON | MIAMI, 1993

Career Record: 93-78 | UM Record: 31-18 | ACC Record: 17-14

Mario Cristobal, who helped lead the University of Miami to two national championships in 1989 and 1991 as a standout offensive lineman, was named the University's 26th football head coach on December 6, 2021.

One of college football's most highly regarded coaches, Cristobal returned to his alma mater after leading the University of Oregon to three straight Pac-12 Conference championship game appearances and two Pac-12 titles. He is the only coach in the nation whose team has played in a Power Five conference championship game in each of the past three seasons before arriving at Miami.

The Hurricanes showed tremendous growth from Year 1 to Year 2 under Cristobal's direction; Miami was No. 24 in total defense and No. 31 in total offense in all of FBS in 2023, jumping 40 spots in total defense (up from No. 64) and 60 spots in total offense (up from No. 85). Miami pulled in the top two recruiting classes in program history in the modern era by every ranking in his two full cycles - the No. 7 class in the nation in 2023 and the No. 4 class in 2024.

Cristobal brought more than 20 years of FBS coaching experience to Coral Gables, including 10 as a head coach. He compiled a 35-13 record at Oregon, leading the Ducks to consecutive Pac-12 titles in 2019 and 2020. Oregon advanced to three straight conference championship games from 2019 to 2021 and earned bowl-game appearances in each of Cristobal's seasons in Eugene, highlighted by a Rose Bowl victory that capped a 12-win season and No. 5 ranking in the final Associated Press and AFCA Coaches polls in 2019. Cristobal was named the Associated Press Pac-12 Coach of the Year for his efforts that season.

Over Cristobal's first three seasons in Eugene, Oregon players earned 44 all-conference selections and 14 players were selected in the NFL Draft, including first-round selections in each of the past three drafts. With the selections of Kayvon Thibodeaux (2022), Penei Sewell (2021) and Justin Herbert (2020), Cristobal is one of only two active head coaches to produce top-10 picks in each of the last three drafts.

During his tenure as both an assistant and head coach at Oregon, two players—Noah Sewell and Thibodeaux—earned Pac-12 Defensive Freshman of the Year honors, and three players—Thibodeaux, Penei Sewell, and Tyrell Crosby—earned the Morris Trophy, awarded to the Pac-12's best offensive and defensive linemen. Cristobal served as Oregon's co-offensive coordinator, run-game coordinator, and offensive line coach during the 2017 season before being elevated to head coach.

Cristobal's national title-winning pedigree isn't limited to his time as a player. At Alabama, where he served as assistant head coach, offensive line coach, and recruiting coordinator, he helped lead the Crimson Tide to the national championship in 2015 and a runner-up finish the following season. During his four years in Tuscaloosa, from 2013 to 2016, five Alabama offensive linemen were selected in the NFL Draft and, with Cristobal's tutelage, the 2015 offensive line unit won the inaugural Joe Moore Award, given to the most outstanding offensive line unit in the nation.

Cristobal's move to Miami brings his coaching career full circle. A son of South Florida who played prep football at nearby Christopher Columbus High School, he launched his coaching career as a graduate assistant coach at Miami from 1998 to 2000 under head coach Butch Davis. He served as an assistant coach at Rutgers from 2001 to 2003 and then returned to Miami as an assistant coach from 2004 to 2006 under head coach Larry Coker.

In 2007, Cristobal was named head coach at Florida International University, becoming the first Cuban American head coach in FBS history. He inherited a struggling FIU program that had been winless the year before his arrival and, in just his fourth season, led it to the Sun Belt Conference title and a bowl-game victory.

Cristobal, who played his Hurricanes career under coaches Jimmy Johnson and Dennis Erickson, was an All-Big East selection in 1992. He is a double-alumnus of the University of Miami, earning a bachelor's degree in business administration and a master's degree from the University. Cristobal was born in Miami on Sept. 24, 1970. He and his wife, Jessica, married in June 2006 and are the parents of two sons, Mario Mateo and Rocco.

MARIO CRISTOBAL FILE

Hometown: Miami, Fla.

College: Miami, 1993

Birthdate: September 24, 1970

Wife: Jessica

Children: Mario Mateo, Rocco

Miami (Graduate Assistant), 1998-2000

Rutgers (Offensive Tackles / Tight Ends),
2001-2002

Rutgers (Offensive Line), 2003

Miami (Tight Ends), 2004-2005

Miami (Offensive Line), 2006


FIU (Head Coach), 2007-2012

Alabama (Assistant Head Coach / Offensive
Line), 2013-2016

Oregon (Co-Offensive Coordinator / Of-
fensive Line), 2017

Oregon (Head Coach) - 2018-2021

Miami (Head Coach) - 2022 -





SINGLE GAME RECORDS

RUSHING

RUSHING ATTEMPTS

PLAYER	OPPONENT, DATE	ATT
1. Ottis Anderson	at Florida, 12/2/78	39
Edgerrin James	UCLA, 12/5/98	39
Willis McGahee	Virginia Tech, 12/7/02	39
4. Clinton Portis	at Boston College, 11/10/01	36
5. Clinton Portis	at Virginia Tech, 12/1/01	34
6. Lorenzo Roan	East Carolina, 11/8/80	33
Edgerrin James	at Boston College, 10/18/97	33
James Jackson	Penn State, 9/18/99	33
Dallas Crawford	at North Carolina, 10/17/13	33
10. Woody Thompson	Boston College, 10/12/73	32
Willis McGahee	at West Virginia, 10/26/02	32

RUSHING YARDS

PLAYER	OPPONENT, DATE	ATT	YDS
1. Edgerrin James	UCLA, 12/5/98	39	299
2. Edgerrin James	at Boston College, 10/18/97	33	271
3. Duke Johnson	at Virginia Tech, 10/23/14	29	249
Lorenzo Roan	East Carolina, 11/8/80	33	249
5. Willis McGahee	Virginia Tech, 12/7/02	39	205
6. Willis McGahee	at Florida, 9/7/02	24	204
Mark Walton	Toledo, 9/23/17	11	204
8. Jason Geathers	Florida A&M, 8/31/02	22	199
9. Frank Gore	at Virginia, 11/13/04	28	195
Tyrone Moss	North Carolina, 10/29/05	24	195

RUSHING AVERAGE

MINIMUM 4 ATTEMPTS

PLAYER	OPPONENT, DATE	ATT	AVG
1. Jack Losch	Bucknell, 11/11/55	4	39.3
2. Al Shipman	Georgia Southern, 9/3/94	5	26.0
3. Frank Gore	West Virginia, 10/25/01	6	20.7
4. Walter Watt	at St. Louis, 10/16/42	6	20.3
5. Mark Walton	Toledo, 9/23/17	11	18.5
6. Larry Jones	at Pittsburgh, 11/6/93	8	16.9
7. Jack Losch	Boston College, 11/4/55	8	16.3
8. Duke Johnson	Cincinnati, 10/11/14	10	16.2
Eddie Dunn	Spring Hill, 10/8/37	8	16.2
10. Eddie Dunn	Georgia Southern, 10/1/37	11	15.9

TOUCHDOWNS

PLAYER	OPPONENT, DATE	TD
1. Willis McGahee	Virginia Tech, 12/7/02	6
2. Bill L'Italien	Piedmont, 10/28/32	5
3. Mark Walton	FAU, 9/10/16	4
Melvin Bratton	Boston College, 11/23/84	4
Alonzo Highsmith	at Notre Dame, 10/6/84	4
Willis McGahee	at Temple, 9/14/02	4
Tyrone Moss	North Carolina, 10/29/05	4

LONGEST RUSH FROM SCRIMMAGE

PLAYER	OPPONENT, DATE	YDS
1. Jordan Lyle	at USF, 9/21/24	91
2. Duke Johnson	North Carolina, 11/1/14	90
Jack Losch	Bucknell, 11/11/55	90
4. Larry Jones	at Pittsburgh, 11/6/93	88
5. Mike Vacchio	Florida State, 10/5/51	87
7. Danyell Ferguson	at Boston College, 11/11/95	85
7. Harry Ghoul	Florida, 11/21/47	82
Al Shipman	Georgia Southern, 9/3/94	82
Clinton Portis	McNeese State, 8/31/00	82
Mark Walton	Toledo, 9/23/17	82

PASSING

COMPLETIONS

PLAYER	OPPONENT, DATE	ATT	CMP
1. Tyler Van Dyke	North Carolina, 10/8/22	57	42
2. D'Eriq King	Michigan State, 9/18/21	59	38
3. Brock Berlin	West Virginia, 10/2/03	54	37
4. Cam Ward	at California, 10/5/24	53	35
5. Steve Walsh	vs. Arkansas, 11/26/88	50	33
6. Brad Kaaya	Pittsburgh, 11/5/16	47	32
Gino Torretta	San Jose State, 10/14/89	49	32
Craig Erickson	at California, 9/15/90	47	32
Ryan Collins	Memphis, 11/27/93	54	32
10. Steve Walsh	at Notre Dame, 10/15/88	50	31
Gino Torretta	at Iowa, 9/5/92	51	31
Stephen Morris	at Georgia Tech, 9/22/12	52	31
Tyler Van Dyke	at North Carolina, 10/14/23	48	31

ATTEMPTS

PLAYER	OPPONENT, DATE	COMP	ATT
1. D'Eriq King	Michigan State, 9/18/21	38	59
2. Tyler Van Dyke	North Carolina, 10/8/22	42	57
3. Ryan Collins	Memphis, 11/27/93	32	54
Brock Berlin	West Virginia, 10/2/03	37	54
5. Cam Ward	at California, 10/5/24	35	53
6. Craig Erickson	at BYU, 9/8/90	28	52
Stephen Morris	at Georgia Tech, 9/22/12	31	52
8. Gino Torretta	at Iowa, 9/5/92	31	51
9. Jacory Harris	at North Carolina, 11/14/09	28	50
Bernie Kosar	Maryland, 11/10/84	30	50
Steve Walsh	at Notre Dame, 10/15/88	31	50
Steve Walsh	Arkansas, 11/26/88	33	50

PASSING YARDS

PLAYER	OPPONENT, DATE	COMP	ATT	YDS
1. Stephen Morris	NC State, 9/29/12	26	49	566
2. Gino Torretta	San Diego State, 11/30/91	23	44	485
3. Gino Torretta	San Jose State, 10/14/89	32	49	468
4. Craig Erickson	at California, 9/15/90	32	47	467
5. Bernie Kosar	Boston College, 11/23/84	25	38	447
6. Cam Ward	at California, 10/5/24	35	53	437
7. Stephen Morris	at Georgia Tech, 9/22/12	31	52	436
8. Gino Torretta	at Iowa, 9/5/92	31	51	433
9. Tyler Van Dyke	at Pittsburgh, 10/30/21	32	42	426
10. Steve Walsh	at Notre Dame, 10/15/88	31	50	424
Craig Erickson	San Diego State, 11/18/89	27	45	424

TOUCHDOWNS

PLAYER	OPPONENT, DATE	TD
1. Bernie Kosar	at Cincinnati, 10/13/84	5
Steve Walsh	Cincinnati, 10/22/88	5
Ken Dorsey	Boston College, 11/25/00	5
Brock Berlin	at NC State, 10/23/04	5
Kyle Wright	at Wake Forest, 11/12/05	5
Stephen Morris	NC State, 9/29/12	5
Cam Ward	at California, 10/5/24	5
8. 21 times, most recently:		4
Tyler Van Dyke	at Florida State, 11/13/21	

LONGEST PASS PLAY

PLAYERS	OPPONENT, DATE	YDS
1. Gino Torretta (Horace Copeland)	at Arkansas, 8/31/91	99
2. Kyle Wright (Darnell Jenkins)	at North Carolina, 10/6/07	97
3. Kyle Wright (Sinorice Moss)	at Temple, 10/15/05	92
4. V. Testaverde (A. Highsmith)	at East Carolina, 10/5/85	88
Gino Torretta (Wesley Carroll)	Cincinnati, 10/7/89	88
6. Stephen Morris (Herb Waters)	USF, 11/17/12	87
7. Bernie Kosar (Eddie Brown)	at Cincinnati, 10/13/84	85
Scott Covington (Tony Gaiter)	Pittsburgh, 9/28/96	85
9. Scott Covington (Reggie Wayne)	Virginia Tech, 9/19/98	84
Stephen Morris (Allen Hurns)	Virginia Tech, 11/9/13	84

RECEIVING

PLAYER	OPPONENT, DATE	YDS	REC
1. Michael Harley	at Duke, 11/27/21	96	13
2. Willie Smith	Maryland, 11/10/84	128	12
Phillip Dorsett	USF, 11/17/12	111	12
Xavier Restrepo	Georgia Tech, 10/7/23	123	12
5. Jerry Daanen	LSU, 10/9/65	127	11
Willie Smith	vs. Florida, 9/1/84	152	11
Cleveland Gary	at Notre Dame, 10/15/88	130	11
Wesley Carroll	at California, 9/15/90	208	11
Wesley Carroll	Syracuse, 11/24/90	97	11
Kellen Winslow	vs. Ohio State, 1/3/03	122	11
Xavier Restrepo	at North Carolina, 10/14/23	96	11
12. Eddie Brown	Boston College, 11/23/84	220	10
Willie Smith	at Louisville, 11/3/84	124	10
Andre Brown	BYU, 12/3/88	131	10
Wesley Carroll	at Florida State, 10/28/89	119	10
Christopher Herndon	Syracuse, 10/21/17	96	10
Mike Harley	Virginia, 10/24/20	170	10

RECEIVING YARDS

PLAYER	OPPONENT, DATE	REC	YDS
1. Eddie Brown	Boston College, 11/23/84	10	220
2. Charleson Rambo	Georgia Tech, 11/6/21	7	210
3. Wesley Carroll	at California, 9/15/90	11	208
4. Phillip Dorsett	Arkansas State, 9/13/15	4	201
5. Andre Johnson	vs. Nebraska, 1/3/02	7	199
6. Michael Irvin	East Carolina, 11/27/86	8	194
7. Andre Johnson	Virginia Tech, 12/7/02	6	193
Xavier Restrepo	Louisville, 11/18/23	8	193
9. Phillip Dorsett	NC State, 9/29/12	7	191
10. Joe Schmidt	at Houston, 11/1/69	5	186

TOTAL OFFENSE

TOTAL YARDS

PLAYER	OPPONENT, DATE	RUSH	PASS	YDS
1. Stephen Morris	NC State, 9/29/12	2	566	568
2. D'Eriq King	at NC State, 11/6/2020	105	430	535
3. Gino Torretta	San Diego State, 11/30/91	-11	485	474
4. Craig Erickson	at California, 9/15/90	5	467	472
5. Cam Ward	at California, 10/5/24	15	437	452
6. Gino Torretta	at Iowa, 9/5/92	18	433	451
7. Stephen Morris	at Georgia Tech, 9/22/12	10	436	446
8. Gino Torretta	San Jose State, 10/14/89	-25	468	443
9. Bernie Kosar	Boston College, 11/23/84	-11	447	436
10. Steve Walsh	at Notre Dame, 10/15/88	-4	424	420

SCORING

TOTAL TOUCHDOWNS

PLAYERS	OPPONENT, DATE	TD
1. Willis McGahee	Virginia Tech, 12/7/02	6
2. Bill L'Italien	Piedmont, 10/28/33	5
3. Mark Walton	FAU, 9/10/16	4
Melvin Bratton	Boston College, 11/23/84	4
Alonzo Highsmith	at Notre Dame, 10/6/84	4
Willis McGahee	at Temple, 9/14/02	4
Tyrone Moss	North Carolina, 10/29/05	4
Mike James	at Georgia Tech, 9/22/12	4

PAT KICKS MADE

PLAYER	OPPONENT, DATE	XPA	XPM
1. Matt Goudis	Savannah State, 9/21/13	11	11
2. Michael Badgley	FAMU, 9/3/16	10	10
3. Andy Crosland	East Tennessee State, 9/5/98	9	9
Todd Sievers	Florida A&M, 8/31/02	9	9
5. Carlos Huerta	Cincinnati, 10/7/89	8	8
Dane Prewitt	at San Diego State, 11/28/92	8	8
Dane Prewitt	Georgia Southern, 9/3/94	8	8
Dane Prewitt	Rutgers, 10/14/95	8	8
Todd Sievers	Syracuse, 11/17/01	8	8
Todd Sievers	Washington, 11/24/01	9	8
Todd Sievers	Virginia Tech, 12/7/02	8	8



SINGLE GAME RECORDS

FIELD GOALS MADE

PLAYERS	OPPONENT, DATE	FGM
1. Jon Peattie	West Virginia, 10/2/03	5
Michael Badgley	Nebraska, 9/19/15	5
Michael Badgley	at Pittsburgh, 11/27/15	5
3. Michael Badgley	Duke, 11/26/16	4
Danny Miller	Houston, 9/19/81	4
Danny Miller	North Texas, 11/22/80	4
Greg Cox	vs. Florida, 9/1/84	4
Carlos Huerta	Syracuse, 11/24/90	4
Dane Prewitt	Washington, 9/24/94	4
Todd Sievers	at Penn State, 9/1/01	4
Todd Sievers	at Boston College, 11/10/01	4
Todd Sievers	at Virginia Tech, 12/1/01	4
Todd Sievers	at Tennessee, 11/9/02	4
Jake Wieclaw	USF, 11/17/12	4
Jose Borregales	at Louisville, 9/19/20	4

LONGEST FIELD GOAL

PLAYERS	OPPONENT, DATE	YDS
1. Danny Miller	at Florida State, 11/7/81	57
Michael Badgley	Georgia Tech, 11/21/15	57
Jose Borregales	at Louisville, 9/19/20	57
4. Andy Borregales	Virginia Tech, 9/27/24	56
5. Danny Miller	Florida, 9/5/81	55
Jon Peattie	Virginia Tech, 11/4/06	55
Andres Borregales	Michigan State, 9/18/21	55
8. Chris Dennis	Navy, 11/7/75	54
9. Danny Miller	Notre Dame, 11/28/81	53
Todd Sievers	at Florida, 9/7/02	53

DEFENSE

INTERCEPTIONS

PLAYERS	OPPONENT, DATE	INT
1. Joe Dixon	Catholic, 11/12/37	3
Bill Steiner	Georgia, 12/6/40	3
Al Hudson	Michigan State, 11/23/45	3
Whitey Campbell	Chattanooga, 10/25/46	3
Whitey Campbell	Rollins, 10/17/47	3
Al Hudson	Georgia, 10/22/48	3
John Bookman	Boston College, 10/5/56	3
Larry DiGiammarino	Oregon, 12/6/58	3
Gene Coleman	Florida, 12/1/79	3
Bobby Harden	BYU, 12/3/88	3
Kenny Phillips	at Duke, 10/21/06	3
Kam Kinchens	at Georgia Tech, 11/12/22	3

LONGEST INTERCEPTION RETURN

PLAYER	OPPONENT, DATE	YDS
1. Selwyn Brown	at Boston College, 9/28/85	100
2. Paul Hefti	Fordham, 10/29/54	98
3. Maurice Sikes	at Florida, 9/7/02	97
4. Ed Injaychock	Chattanooga, 10/25/46	96
Gary Streicher	at Army, 10/28/72	96
6. Kenny Calhoun	Louisville, 10/8/83	92
7. Dexter Seigler	Temple, 11/14/92	89
Al Hudson	vs. Holy Cross, 1/1/46	89
9. Art Knust	Marquette, 10/24/54	85
Willie Cooper	at Duke, 10/21/06	85

PUNTING

PUNTING AVERAGE

PLAYER	OPPONENT, DATE	P	AVG
1. Harry Ghaul	Miami (Ohio), 11/8/46	6	55.3
2. Pat O'Donnell	Virginia Tech, 11/9/13	5	55.2
3. Lou Hedley	Virginia Tech, 11/14/20	7	52.4
3. Justin Vogel	Nebraska, 9/19/15	5	52.0
4. Justin Vogel	at Cincinnati, 10/1/15	5	51.6
5. Justin Vogel	North Carolina, 11/1/14	5	50.4
6. Mike Burke	Houston, 11/21/72	6	50.3
7. Brian Monroe	North Carolina, 10/7/06	7	49.3
8. Harry Ghaul	Georgia, 10/22/48	5	49.2
9. Pat O'Donnell	Virginia, 11/23/13	7	49.1
10. Pat O'Donnell	Florida, 9/7/13	8	49.0

LONGEST PUNT

PLAYERS	OPPONENT, DATE	YDS
1. Rob Rajsich	at Kansas, 9/30/78	79
2. Harry Ghaul	Florida, 11/21/47	77
Rob Rajsich	Florida State, 9/23/78	77
4. Matt Bosher	at Duke, 10/18/08	76
5. Matt Bosher	at Virginia Tech, 11/17/07	75
6. Howard Plasman	Alabama, 11/28/41	74
Brian Monroe	vs. North Carolina, 10/7/06	74
8. John Douglas	at Florida, 10/15/38	73
Justin Vogel	Clemson, 10/24/15	73
10. Al Kasulin	Furman, 10/31/42	71
Harvey Foster	Georgia, 11/3/61	71
Pat O'Donnell	Virginia, 11/23/13	71

PUNT RETURNS

RETURN YARDS

PLAYER	OPPONENT, DATE	RET	YDS
1. Kevin Williams	Penn State, 10/12/91	4	152
2. Devin Hester	Louisiana Tech, 9/18/04	2	142
3. Santana Moss	Rutgers, 11/20/99	4	127
4. Duane Starks	at Baylor, 8/30/97	4	123
5. Wesley Carroll	at Wisconsin, 9/9/89	6	122
6. Santana Moss	at Temple, 10/21/00	4	121
Roscoe Parrish	at Virginia, 11/13/04	3	121
8. Kevin Williams	Long Beach State, 10/19/91	4	120
9. Santana Moss	Boston College, 11/25/00	4	114
10. Phillip Buchanon	Temple, 11/3/01	3	109

LONGEST PUNT RETURN

PLAYERS	OPPONENT, DATE	YDS
1. Roscoe Parrish	at Boston College, 9/20/03	92
Devin Hester	Louisiana Tech, 9/18/04	92
3. Kevin Williams	Penn State, 10/12/91	91
4. Walter Watt	Texas A&M, 12/8/44	87
Daryl Jones	Boston College, 11/25/00	87
6. Duane Starks	at Baylor, 8/30/97	85
Santana Moss	Boston College, 11/25/00	85
8. Jack Brasington	at Louisville, 10/8/49	82
9. Hal Johnston / John Mell	LSU, 11/15/46	80
10. Jimmy Dye	Florida, 12/9/67	79
Stacy Coley	at Duke, 11/16/13	79

KICK RETURNS

RETURN YARDS

PLAYER	OPPONENT, DATE	RET	YD
1. Duke Johnson	at Virginia, 11/10/12	4	214
2. Najeh Davenport	at Syracuse, 11/28/98	7	208
3. Tremain Mack	at Temple, 11/2/96	4	205
4. Tremain Mack	at Syracuse, 11/30/96	3	146
5. Duke Johnson	at Kansas State, 9/8/12	5	141
6. Silvio Cardoso	at Wake Forest, 9/25/71	2	140
7. Tom Sullivan	Florida State, 9/26/69	5	135
Ryan Hill	vs. Virginia, 11/10/07	6	135
9. Tim Morgan	at Notre Dame, 11/20/76	4	130
Travis Benjamin	vs. Virginia, 10/27/11	4	130

LONGEST KICKOFF RETURN

PLAYER	OPPONENT, DATE	YD
1. Tim Morgan	Houston, 10/17/75	100
Ottis Anderson	Utah State, 10/21/78	100
Ottis Anderson	at Tulane, 11/4/78	100
Devin Hester	at NC State, 10/23/04	100
5. Tom Sullivan	Army, 10/29/71	99
6. Devin Hester	Florida, 9/6/03	97
7. Russell Coates	West Virginia, 11/28/42	96
8. Tremain Mack	at Syracuse, 11/30/96	95
Duke Johnson	Bethune-Cookman, 9/17/12	95
Duke Johnson	at Virginia, 11/10/12	95
Duke Johnson	Savannah State, 9/21/13	95



2024 GAME BY GAME STARTERS: OFFENSE

Game	QB	RB	WR/RB/TE	WR	WR	TE	LT	LG	C	RG	RT
at Florida	Ward	Martinez	Restrepo	George	Brown	Arroyo	Rivers	Rodriguez	Carpenter	Cooper	Mauigoa
Florida A&M	Ward	Martinez	Restrepo	George	Brown	Arroyo	Bell	McCoy	Carpenter	Cooper	Mauigoa
Ball State	Ward	Martinez	Restrepo	George	Brown	Arroyo	Bell	McCoy	Carpenter	Cooper	Mauigoa
at USF	Ward	Martinez	Restrepo	George	Brown	Arroyo	Bell	McCoy	Carpenter	Cooper	Mauigoa
Virginia Tech	Ward	Martinez	Restrepo	George	Brown	Arroyo	Bell	McCoy	Carpenter	Cooper	Mauigoa
at Cal	Ward	Martinez	Restrepo	George	Brown	Arroyo	Bell	McCoy	Carpenter	Cooper	Mauigoa
at Louisville	Ward	Fletcher, Jr.	Restrepo	Horton	Brown	Arroyo	Rivers	McCoy	Carpenter	Cooper	Mauigoa
Florida State	Ward	Fletcher, Jr.	Restrepo	Horton	Brown	Arroyo	Rivers	McCoy	Carpenter	Cooper	Mauigoa
Duke	Ward	Martinez	Restrepo	Horton	George	Arroyo	Rivers	McCoy	Carpenter	Cooper	Mauigoa
at Georgia Tech	Ward	Fletcher, Jr.	Restrepo	Horton	George	Arroyo	Rivers	McCoy	Carpenter	Cooper	Mauigoa
Wake Forest	Ward	Martinez	Restrepo	Horton	George	Arroyo	Rivers	McCoy	Carpenter	Cooper	Mauigoa
at Syracuse	Ward	Martinez	Fletcher, Jr.	Restrepo	George	Arroyo	Rivers	McCoy	Carpenter	Cooper	Mauigoa
Iowa State	Ward	Martinez	McCormick	Trader	George	Arroyo	Rivers	McCoy	Carpenter	Cooper	Mauigoa

2024 GAME BY GAME STARTERS: DEFENSE

Game	DE	DT	DT	DE	LB/DE	LB	LB/DB	CB/LB	S	S	CB
at Florida	Bain	Mesidor	Barrow	Baron	Bissainthe	Mauigoa	Alderman	Porter	Harris	Powell	Brown
Florida A&M	Alston	Mesidor	Barrow	Baron	Bissainthe	Mauigoa	Hill	Porter	Harris	Powell	Frederique
Ball State	Alston	Mesidor	Barrow	Baron	Bissainthe	Mauigoa	Hill	Porter	Harris	Powell	Frederique
at USF	Alston	Mesidor	Barrow	Baron	Bissainthe	Mauigoa	Hill	Porter	Harris	Powell	Richard
Virginia Tech	Alston	Mesidor	Barrow	Baron	Bissainthe	Mauigoa	Hill	Porter	Harris	Powell	Richard
at Cal	Bain	Mesidor	Barrow	Baron	Bissainthe	Mauigoa	Hill	Porter	Harris	Powell	Richard
at Louisville	Bain	Mesidor	Barrow	Baron	Bissainthe	Mauigoa	Frederique	Porter	Harris	Powell	Richard
Florida State	Bain	Mesidor	Barrow	Baron	Bissainthe	Mauigoa	Frederique	Porter	Harris	Powell	Richard
Duke	Bain	Mesidor	Barrow	Baron	Bissainthe	Mauigoa	Frederique	Porter	Harris	Powell	Richard
at Georgia Tech	Bain	Mesidor	Barrow	Baron	Bissainthe	Mauigoa	Alderman	Porter	Harris	Powell	Frederique
Wake Forest	Bain	Clark	Barrow	Mesidor	Bissainthe	Mauigoa	Alderman	Porter	Harris	Powell	Frederique
at Syracuse	Bain	Clark	Moten, Sr.	Mesidor	Bissainthe	Mauigoa	M. Williams	Porter	Harris	Powell	Frederique
Iowa State	Bain	Clark	Moten, Sr.	Barrow	Mesidor	Bissainthe	Mauigoa	Aguirre, Jr.	Patterson	Powell	Frederique

GAME BY GAME CAPTAINS

Game

at Florida: Rueben Bain, Francisco Mauigoa, Mishael Powell, Jalen Rivers, Xavier Restrepo, Cam Ward
Florida A&M: Elijah Arroyo, Wesley Bissainthe, Zach Carpenter, Jaden Harris, Francisco Mauigoa, Cam Ward
Ball State: Tyler Baron, Wesley Bissainthe, Anez Cooper, Francis Mauigoa, Akheem Mesidor, Cam Ward
at USF: Elijah Alston, Simeon Barrow, Jr., Zach Carpenter, Francis Mauigoa, Francisco Mauigoa, Cam Ward
Va Tech: Wesley Bissainthe, Zach Carpenter, Akheem Mesidor, Meesh Powell, Xavier Restrepo, Cam Ward
at Cal: Elijah Arroyo, Wesley Bissainthe, Francis Mauigoa, Francisco Mauigoa, Meesh Powell, Cam Ward
at Louisville: Rueben Bain, Jr., Francisco Mauigoa, Meesh Powell, Xavier Restrepo, Jalen Rivers, Cam Ward
Florida State: Elijah Arroyo, Rueben Bain, Jr., Wesley Bissainthe, Anez Cooper, Francisco Mauigoa, Cam Ward
Duke: Rueben Bain, Jr., Wesley Bissainthe, Zach Carpenter, Francisco Mauigoa, Cam McCormick, Cam Ward
at Georgia Tech: Andy Borregales, Jalen Rivers, Cam Ward, Akheem Mesidor, Meesh Powell, Kiko Mauigoa
Wake Forest: Andy Borregales, Jalen Rivers, Cam Ward, Akheem Mesidor, Meesh Powell, Kiko Mauigoa
at Syracuse: Elijah Arroyo, Zach Carpenter, Francisco Mauigoa, Meesh Powell, Akheem Mesidor, Cam Ward





2025 GAME BY GAME STARTERS: OFFENSE

Game	QB	RB	WR/RB/TE	WR	WR	TE/WR	LT	LG	C	RG	RT
Notre Dame	Beck	Lyle	Toney	Marion	Daniels	Lofton	Bell	McCoy	Brockermeyer	Cooper	Mauigoa
Bethune-Cookman	Beck	Fletcher, Jr.	Toney	Marion	Daniels	Bauman	Bell	McCoy	Brockermeyer	Cooper	Mauigoa
USF	Beck	Fletcher, Jr.	Toney	Marion	Daniels	Bauman	Bell	McCoy	Brockermeyer	Cooper	Mauigoa
Florida	Beck	Fletcher, Jr.	Toney	Marion	Daniels	Bauman	Bell	McCoy	Brockermeyer	Cooper	Mauigoa
at Florida State	Beck	Fletcher, Jr.	Toney	Marion	Daniels	Bauman	Bell	McCoy	Brockermeyer	Cooper	Mauigoa
Louisville	Beck	Fletcher, Jr.	Toney	Marion	Daniels	Lofton	Bell	McCoy	Brockermeyer	Cooper	Mauigoa
Stanford	Beck	Fletcher, Jr.	Toney	Marion	Daniels	T. Johnson	Bell	McCoy	Brockermeyer	Cooper	Mauigoa
at SMU	Beck	Fletcher, Jr.	Toney	Marion	Trader	Lofton	Bell	McCoy	Brockermeyer	Cooper	Mauigoa
Syracuse	Beck	Lyle	Toney	Marion	Trader	Bauman	Bell	McCoy	Brockermeyer	Cooper	Mauigoa
NC State	Beck	Pringle	Toney	Marion	Upshaw	Bauman	Bell	McCoy	Brockermeyer	Cooper	Mauigoa
at Virginia Tech	Beck	Pringle	Toney	Marion	Upshaw	Bauman	Bell	McCoy	Brockermeyer	Cooper	Mauigoa
at Pitt											

2025 GAME BY GAME STARTERS: DEFENSE

Game	DE	DT	DT	DE	LB	LB	LB/NICKEL	CB	S	S	CB
Notre Dame	Bain	Blay, Jr.	Moten, Sr.	Mesidor	Bissainthe	Toure	Scott	Frederique	Poyser	Thomas	Lucas
Bethune-Cookman	Bain	Blay, Jr.	Moten, Sr.	Mesidor	Bissainthe	Toure	Scott	Frederique	Poyser	Thomas	Lucas
USF	Bain	Blay, Jr.	Moten, Sr.	Mesidor	Bissainthe	Toure	Scott	Frederique	Poyser	Thomas	Lucas
Florida	Bain	Blay, Jr.	Moten, Sr.	Mesidor	Bissainthe	Toure	Scott	Frederique	Poyser	Thomas	Lucas
at Florida State	Bain	Blay, Jr.	Moten, Sr.	Mesidor	Bissainthe	Toure	Scott	Frederique	Poyser	Thomas	Brown
Louisville	Bain	Blay, Jr.	Moten, Sr.	Mesidor	Bissainthe	Toure	Scott	Frederique	Poyser	Thomas	Brown
Stanford	Bain	Blay, Jr.	Moten, Sr.	Lightfoot	Bissainthe	Toure	Scott	Frederique	Poyser	Thomas	O'Connor
at SMU	Bain	Blay, Jr.	Scott	Mesidor	Bissainthe	Toure	Scott	Lucas	Poyser	Thomas	O'Connor
Syracuse	Bain	Blay, Jr.	Scott	Mesidor	Aguirre, Jr.	Toure	Scott	Lucas	Poyser	Thomas	Brown
NC State	Bain	Scott	Moten, Sr.	Mesidor	Bissainthe	Toure	Fitzgerald	Lucas	Poyser	Thomas	Brown
at Virginia Tech	Bain	Scott	Moten, Sr.	Mesidor	Bissainthe	Toure	Fitzgerald	Lucas	Poyser	Thomas	Brown
at Pitt											

GAME BY GAME CAPTAINS



Game

Notre Dame: DL Rueben Bain, Jr., OL Francis Mauigoa, DL Akheem Mesidor, OL Anez Cooper, QB Carson Beck
B-CU: RB Mark Fletcher, Jr., C James Brockermeyer, DL Rueben Bain, Jr., DL Akheem Mesidor, LB Wesley Bissainthe
USF: WR CJ Daniels, DL Rueben Bain, Jr., QB Carson Beck, OL Anez Cooper, DL Akheem Mesidor, P Dylan Joyce
UF: RB Mark Fletcher, Jr., OL Francis Mauigoa, DL Rueben Bain, Jr., DL Akheem Mesidor, OL Anez Cooper, LB Mo Toure
at FSU: RB Marty Brown, RB Mark Fletcher, Jr., OL Francis Mauigoa, DL Rueben Bain, Jr., DL Akheem Mesidor, OL Anez Cooper, DB Jakobe Thomas, DB Zechariah Poyser
Louisville: DL Rueben Bain, Jr., OL Francis Mauigoa, QB Carson Beck, OL Anez Cooper, DL Akheem Mesidor, DB Zechariah Poyser
Stanford: DL Rueben Bain, Jr., LB Mo Toure, OL Anez Cooper, DB Zechariah Poyser, RB Mark Fletcher, Jr., OL James Brockermeyer
at SMU: DL Rueben Bain, Jr., LB Mo Toure, OL Anez Cooper, DB Keionte Scott, RB Mark Fletcher, Jr., OL Francis Mauigoa, DL Akheem Mesidor
Cuse: TE Alex Bauman, DL David Blay, Jr., DL Rueben Bain, Jr., OL Anez Cooper, DB Keionte Scott, P Dylan Joyce
at VT: TE Alex Bauman, OL James Brockermeyer, OL Francis Mauigoa, DL Rueben Bain, Jr., DL Akheem Mesidor, OL Anez Cooper, DB Jakobe Thomas, LB Wesley Bissainthe

OFFENSIVE PLAYER PROFILES



CARSON BECK

QUARTERBACK
6-YR SR. | 6-4 | 225

JACKSONVILLE, FLA.
MANDARIN
GEORGIA (2020-2024)

2025 SEASON HIGHS:

PASSING YARDS: 340 vs. USF (9/13/25)
COMPLETIONS: 27 at VT (11/22/25)
ATTEMPTS: 38 at SMU (11/1/25)
TOUCHDOWNS: 4 (2x), last at VT (11/22/25)
INTERCEPTIONS: 4 vs. Louisville (10/17/25)
RUSHING ATT: 6 vs. USF (9/13/25)
RUSHING YD: 28 vs. USF (9/13/25)
RUSHING TD: 1 vs. USF (9/13/25)

CAREER HIGHS:

PASSING YARDS: 459 vs Miss St (10/12/24)
COMPLETIONS: 36 vs Miss St. (10/12/24)
ATTEMPTS: 50 at Alabama (09/28/24)
TOUCHDOWNS: 5 (2x) last vs. Georgia Tech (11/29/24)
INTERCEPTIONS: 4 vs. Louisville (10/17/25)
LONG PASS: 67 at Alabama (09/28/24)
RUSHING ATTEMPTS: 8 (3x) last at Ole Miss (11/09/24)
RUSHING YARDS: 32 vs Tenn. (11/16/24)
RUSHING TDS: 1 (6x), last vs. USF (9/13/25)
LONG RUSH: 20 at South Carolina (09/17/22)

BECK'S CAREER STATISTICS & BIO CAN BE FOUND ON PAGE SIX



MALACHI TONEY

WIDE RECEIVER
FR. | 5-11 | 188

FORT LAUDERDALE,
FLA.
AMERICAN HERITAGE

2025 SEASON HIGHS:

RECEPTIONS: 12 at VT (11/25/25)
RECEIV. YARDS: 146 at VT (11/22/25)
RECEIVING TDS: 2 at FSU (10/4/25)
LONG CATCH: 56 at VT (11/25/25)

NOTES:

- Four-star prospect reclassified entire grade (from 2026 to 2025) - should be HS senior
- Named to Shaun Alexander National Freshman of the Year preseason watch list - dazzling ability
- Led American Heritage Patriots to 12-2 record in final year, winning Class 4A state championship
- Compiled 58 receptions, 12 TDs and 28 career TDs - even played QB in emergency role final yr
- Picked Miami over offers from Alabama, Georgia, Michigan, Ohio State and others



MARK FLETCHER JR.

RUNNING BACK
JR. | 6-2 | 225

FORT LAUDERDALE,
FLA.
AMERICAN
HERITAGE

2025 SEASON HIGHS:

CARRIES: 24 vs. Florida (9/20/25)
RUSHING YARDS: 120 vs. USF (9/13/25)
RUSHING TDS: 3 vs. Stanford (10/25/25)
RECEPTIONS: 2 vs. USF (9/13/25)
RECEIVING YARDS: 25 vs. USF (9/13/25)
RECEIVING TDS: N/A

CAREER HIGHS:

RUSHING ATTEMPTS: 24 vs. Florida (9/20/25)
RUSHING YARDS: 126 vs Louisville (11/18/23)
RUSHING TDS: 2 (5x), last vs USF (9/13/25)
LONG RUSH: 54 vs Louisville (11/18/23)
RECEPTIONS: 4 at Louisville (10/19/24)
RECEIVING YDS: 26 (2x) last at G-Tech (11/9/24)
RECEIVING TDS: N/A
LONG RECEPTION: 25 vs vs Louisville (11/18/23)

NOTES:

- Part of three-headed monster at running back joined by RB Jordan Lyle and RB CharMar "Marty" Brown
- Can demoralize a defense with downhill running
- Had first full healthy offseason as Hurricane; did not have prior to 2022 (freshman) season or 2023 (sophomore year)
- Member of team's leadership council, comprised of team leaders and voted on by teammates
- Considered one of emotional/physical team leaders - a pillar in community, donating time to South Florida
- Lost his father last season - didn't miss a game, honored him with TD in the next game vs. Florida State, kneeling in end zone and pointing to sky



ELIJA LOFTON

TIGHT END
SO. | 6-2 | 242

LAS VEGAS, NEV.
BISHOP GORMAN

CAREER HIGHS:

RECEPTIONS: 4 vs. Florida (9/20/25)
RECEIVING YARDS: 51 vs Ball State (09/14/24)
RECEIVING TDS: 1 (3x), last at VT (11/22/25)
LONG CATCH: 40 vs. Ball State (09/14/24)

NOTES:

- Went to same high school as former Miami Hurricanes tight end Brevin Jordan, who also wore #9
- Mackey Award watch list, figures to play key role
- Says he stills picks brain for advice of now-Seahawk / Miami TE Elijah Arroyo, considers him a big brother



CJ DANIELS

WIDE RECEIVER
6-Y SR. | 6-2 | 205

LILBURN, GA.
PARKVIEW
LIBERTY (2020-2023)
LSU (2024)

2025 SEASON HIGHS:

RECEPTIONS: 7 vs. Louisville (10/17/25)
RECEIVING YARDS: 78 at FSU (10/4/25)
RECEIVING TDS: 2 (2x), last at FSU (10/4/25)
LONG CATCH: 47 at FSU (10/4/25)

CAREER HIGHS:

RECEPTIONS: 8 (2x) last vs. Oregon (01/01/24)
RECEIVING YARDS: 157 (2x) last vs. NM St. (11/18/23)
RECEIVING TDS: 2 (3x), last vs. B-CU (9/6/25)
LONG CATCH: 75 at Buffalo (09/16/23)

NOTES:

- One-handed catch vs. Notre Dame earned him national attention, Cheez-It Crunch Time Play of the Week by Football Writers Assoc. of America
- First Hurricane to have three receiving touchdowns in first two games of career (2 vs. B-CU)
- Missed most of spring practice due to injury
- Still took charge of wide receiver room upon arrival in January, meeting with WRs before WR coach Kevin Beard entered room - Beard challenged Daniels to be the leader the room needed
- Best season came in 2023 at Liberty, when he caught 55 passes for 1,067 yards and 10 TDs - Flames went 13-1 and earned trip to Fiesta Bowl



KEELAN MARION

WIDE RECEIVER
6-Y SR. | 6-0 | 195

ATLANTA, GA.
PALMETTO PREP
UCONN (2021-2022)
BYU (2023-2024)

2025 SEASON HIGHS:

RECEPTIONS: 7 vs. NC State (11/15/2025)
RECEIVING YARDS: 116 vs. Cuse (11/8/25)
RECEIVING TDS: 1 vs. Cuse (11/8/25)
LONG CATCH: 61T vs. Cuse (11/8/25)
LONG KICK RETURN: 32 vs. ND (8/31/25)

CAREER HIGHS:

LONGEST KICK RETURN: 100 at Wyo. (09/14/24)
LONGEST PUNT RETURN: 45 at Mass. (10/09/21)
RECEIVING YARDS: 102 at Vanderbilt (10/02/21)
RECEIVING TDS: 2 vs. Holy Cross (09/04/21)

NOTES:

- Summer arrival will play key role in UM offense
- Talented All-American kick returner prides himself on being able to play WR, thinks coming to Miami will showcase his talents as offensive threat



DEFENSIVE PLAYER PROFILES



**ROMANAS "OJ"
FREDERIQUE JR.**
DEFENSIVE BACK
SO. | 6-0 | 185

FORT LAUDERDALE, FLA.
ST. THOMAS
AQUINAS

2025 SEASON HIGHS:

TACKLES: 3 vs. Louisville (10/17/25)
INTERCEPTIONS: N/A
PBU: 3 vs. Louisville (10/17/25)

CAREER HIGHS:

TACKLES: 9 at Syracuse (11/30/24)
INTERCEPTIONS: 1 vs Duke (11/02/24)
PBU: 3 vs. Louisville (10/17/25)

NOTES:

- Freshman All-American CB was one of few bright spots in Miami's secondary last season
- Has started seven games at cornerback this season opposite; missed game at SMU
- Will be lone returner in secondary - 39.4 completion rate, which topped all true freshmen nationally at defensive back last season - Freshman AA.



**RUEBEN
BAIN, JR.**
DEFENSIVE
LINEMAN
JR. | 6-3 | 270

MIAMI, FLA.
MIAMI CENTRAL

2025 SEASON HIGHS:

TACKLES: 7 vs. Florida (9/20/25)
SACKS: 1.0 (multiple), last vs. Cuse (11/1/25)
TFL: 1.0 (multiple), last vs. Cuse (11/1/25)
INT: 1 vs. Notre Dame (8/31/25)

CAREER HIGHS:

TACKLES: 8 (2x) last at Ga. Tech (11/09/24)
SACKS: 2 (2x) last vs Virginia (10/28/24)
TFL: 3 vs Rutgers (12/28/23)
INT: 1 vs. Notre Dame (8/31/25)

NOTES:

- Through 11 weeks, Bain is graded as the No. 1 defensive lineman (either edge or tackle) by Pro Football Focus at the Power-4 level. Named ACC Defensive Lineman of the Week 2x (ND, Florida)
- Considered one of best pass rushers in nation, projected as top-10 pick in 2026 NFL Draft
- '23 ACC DROY missed four games to injury in '24
- Bain lost 10 pounds during the offseason and said he wants to be more flexible this season
- Entering 2025, according to PFF, Bain's 73 pressures since 2023 was third among returning P-4 edge defenders while his 16.9% pass-rush win rate was fourth



**MOHAMED
TOURE**
LINEBACKER
7-Y R-JR. | 6-1 | 182

PLEASANTVILLE, N.J.
PLEASANTVILLE

RUTGERS (2020-24)

2025 SEASON HIGHS:

TACKLES: 10 vs. Florida (9/20/25)
SACKS: 1.0 vs. Florida (9/20/25)
TFL: 1.0 vs. Florida (9/20/25)
INTERCEPTIONS: N/A

CAREER HIGHS:

TACKLES: 11 vs. Maryland (11/25/23)
SACKS: 2 at Michigan State (10/24/20)
TFL: 2 (2x), last vs Miami (FL) (12/28/23)
INTERCEPTIONS: 1 (2x), last vs. Ohio State (11/04/23)

NOTES:

- Nicknamed "Mo the Menace" - reunites with former Rutgers LB coach / UM DC Corey Hetherman
- ACL injuries wiped out 2022, 2024 seasons.
- Of his own playing style, Toure said: "Fast, violent, physical. You'll hear me every time. Trust me."
- Has been granted a possible eighth year of eligibility due to double medical hardship, COVID year and true redshirt year - is a seventh-year redshirt junior



**ZECHARIAH
POYSER**
DEFENSIVE BACK
R-SO. | 6-2 | 200

WILDWOOD, FLA.
WILDWOOD

JACKSONVILLE STATE
(2023-2024)

2025 SEASON HIGHS:

TACKLES: 10 at VT (11/22/25)
INTERCEPTIONS: N/A
TFL: 1.0 (2x) last at VT (11/22/25)

CAREER HIGHS:

TACKLES: 10 (3x), last at VT (11/22/25)
INTERCEPTIONS: 2 at Kenne. St (10/04/24)
TFL: 1 (multiple), last at VT (11/22/25)

NOTES:

- Freshman All-American as R-Fr. in 2024 season at Jacksonville State
- Key addition in portal, has started every game at safety so far
- Poyser said having 1-year-old daughter helped him make his decision on UM - it "felt like home"
- On playing style: "Hard edge. I'm going to fly around to the ball. A competitor. I don't quit on plays."
- Played for UM nickels coach Terry Jefferson @ JSU before transferring to Miami in January



**AKHEEM
MESIDOR**
DEFENSIVE
LINEMAN
6-YR R-SR. | 6-3 | 265

OTTAWA, ONTARIO
CLEARWATER ACADEMY
WEST VIRGINIA (2020-2022)

2025 SEASON HIGHS:


TACKLES: 6 (2x), last at FSU (10/4/25)
SACKS: 1.5 (2x), last vs. Cuse (11/1/25)
TFL: 3.5 (2x), last vs. Cuse (11/1/25)

CAREER HIGHS:

TACKLES: 9 at Maryland (09/04/21)
SACKS: 3.5 at Virginia Tech (10/15/22)
TFL: 3.5 (2x), last vs. Cuse (11/1/25)

NOTES:

- Ranks second in all of FBS with 30.0 sacks over the course of his career.
- One of just four players with 25-or-more career sacks at the FBS level, list includes Trey Moore of Texas and Mikail Kamara of Indiana
- Grew up in Ottawa, mother took care of 5-child household; speaks both French and English
- Has the strength to play inside and the quickness to line up at end, primary role in 2024 is outside
- Said his focus in final year is being more vocal as a leader - has previously let play do the talking



**WESLEY
BISSAINTHE**
LINEBACKER
SR. | 6-1 | 230

MIAMI, FLA.
MIAMI CENTRAL

2025 SEASON HIGHS:

TACKLES: 8 (2x), last at FSU (10/4/25)
TFL: 1 vs. Notre Dame (8/31/25)
INTERCEPTIONS: 1 vs. Stanford (10/25/25)
SACKS: N/A

CAREER HIGHS:

TACKLES: 8 (4x) last at FSU (10/4/25)
TFL: 3 at Florida State (11/11/23)
INTERCEPTIONS: 1 (2x), last vs. Stanford (10/25/25)

NOTES:

- Immediately after intro press conference in December 2021, HC Mario Cristobal went to watch him (in same suit!) at Miami Central
- Considered among team's emotional and physical leaders
- Was ejected for targeting call on opening Bethune-Cookman drive, did not play most of game
- On Hetherman's system: "It is a lot less thinking. You see something and then you just play off your instincts...new defense gives us ability to play fast."

Game I: #10/#10 Miami Hurricanes vs. #6/#6 Notre Dame

HARD ROCK STADIUM - MIAMI GARDENS, FLA. - AUGUST 31, 2025 - 7:30 PM (ABC)

	1st	2nd	3rd	4th	Total
#6/6 Notre Dame	0	7	0	17	24
#10/10 Miami	0	14	7	6	27

SCORING SUMMARY

Qtr	Time	Scoring Play	V-H
2	14:03	UM - #10 M. Toney 28 pass from #11 C. Beck (#38 C. Davis kick), 8-70, 2:43	0-7
2	05:21	ND - #14 M. Gilbert 7 pass from #13 C. Carr (#98 N. Burnette kick), 11-68, 5:49	7-7
2	00:12	UM - #7 C. Daniels 20 pass from #11 C. Beck (#38 C. Davis kick), 10-75, 5:09	7-14
3	07:23	UM - #6 C. Brown 5 rush (#38 C. Davis kick), 12-75, 7:37	7-21
4	14:55	ND - #6 J. Faison 1 pass from #13 C. Carr (#98 Burnette kick), 11-64, 5:16	14-21
4	09:42	UM - #38 C. Davis 38 FG, 4-8, 2:13	14-24
4	05:32	ND - #98 N. Burnette 39 FG, 10-54, 4:10	17-24
4	03:21	ND - #13 C. Carr 7 rush (#98 Burnette kick), 3-75, 1:14	24-24
4	01:04	UM - #38 C. Davis 47 FG, 10,-46, 2:17	24-27

SUMMARY

UM WIN THRILLER OVER NOTRE DAME, 27-24

IRISH		MIAMI
18	First Downs	20
93	Rushing Yards	119
3.3	Average Rush	3.1
221	Passing Yards	205
314	Total Offense	324
5.4	Yards Per Play	4.7
5-30	Penalties - Yards	6-51
4-180	Punts-Yards	5-213
5-325	Kickoffs - Yards	6-390
2-9	Punt Returns - Yards	1-9
0-0	Interception Returns	1-12
26:03	Time of Possession	33:57
4-9	Third Down Conversion	5-14
0-0	Fourth Down Conversion	1-2
3-3	Red Zone Scores	3-4
1-7	Sacks By - Yards	3-24

MIAMI GARDENS, Fla. -- From start to finish the roars reverberated from the hashmarks to the rafters.

Before a sold-out, orange-clad crowd of 66,793 at Hard Rock Stadium, the Miami Hurricanes defeated the Notre Dame Fighting Irish in a 27-24 thriller Sunday night, waking up their own echoes with a statement victory that no doubt made the star-studded sideline of Hurricanes legends beam with pride.

No. 10 Miami improved to 1-0, while the sixth-ranked Irish fell to 0-1. It was the Canes' highest ranked win since, well, Miami's 2017 victory over then-No. 3 Notre Dame at Hard Rock in 2017. The Canes have now won seven consecutive home games against Notre Dame, the last defeat coming in 1977.

Carter Davis kicked two field goals, including a 47-yarder with 1:04 remaining that broke a 24-24 tie. Miami's defense held from there, sacking Notre Dame quarterback CJ Carr on the final two snaps of the game.

Quarterback **Carson Beck** completed 20 of 31 passes for 205 yards and two touchdowns in his Miami debut. Running back **Mark Fletcher** rushed for 64 yards, while backfield mate **Marty Brown** rushed for 54 yards and a score. Wide receiver **Malachi Toney** paced UM with six receptions for 82 yards and a touchdown, while **CJ Daniels** had five catches for 46 yards, including a circus touch-down catch that will live on posters for years to come.

Miami's defense forced two turnovers, posted three sacks and held Notre Dame's vaunted rushing attack to just 93 yards on 28 carries. Defensive end **Rueben Bain, Jr.** registered six tackles and his first career interception, while **Akheem Mesidor** posted five stops and 1.5 sacks. Linebacker **Raul Aguirre** also had six tackles.

"This game, this victory is for everybody," head coach **Mario Cristobal** said. "It's for our university, our players, our students, alumni, former players. Coach (Jimmy) Johnson, got to see him earlier. I don't know where to start, but tremendously proud of this team. The resiliency, complimentary football overcoming a couple of hiccups and whatnot.

"But all in all, just an awesome, awesome night for the Miami Hurricanes."



Game 2: #5/#7 Miami Hurricanes vs. Bethune-Cookman

HARD ROCK STADIUM - MIAMI GARDENS, FLA. - SEPTEMBER 6, 2025 7:00 PM (ACC NETWORK EXTRA)

	1st	2nd	3rd	4th	Total
Bethune-Cookman	0	3	0	0	0
#5/#7 Miami	14	14	7	10	45

SCORING SUMMARY

Qtr	Time	Scoring Play	V-H
1	09:16	UM - #7 C. Daniels 40 pass from #11 C. Beck (#38 C. Davis kick), 5-90, 1:58	0-7
1	02:34	UM - #4 M. Fletcher 16 rush (#38 C. Davis kick), 9-74, 4:33	0-14
2	09:55	UM - #6 C. Brown 2 rush (#38 C. Davis kick), 8-68, 4:08	0-21
2	03:08	BC - #34 J. Dominguez 32 FG, 11-60, 6:47	3-21
2	00:38	UM - #7 C. Daniels 5 pass from #11 C. Beck (#45 B. Auburn kick), 11-71, 2:24	3-28
3	10:39	UM - #4 M. Fletcher 1 rush (#45 B. Auburn kick), 9-75, 4:21	3-35
4	13:52	UM - #22 G. Pringle, Jr. 30 rush (#97 W. Rocha kick), 5-69, 1:57	3-42
4	01:56	UM - #45 B. Auburn 31 FG, 13-67, 6:11	3-45

SUMMARY

B-CU

14	First Downs	31
92	Rushing Yards	199
2.8	Average Rush	6.6
99	Passing Yards	344
191	Total Offense	543
3.7	Yards Per Play	8.2
2-20	Penalties - Yards	4-50
4-167	Punts-Yards	0-0
2-126	Kickoffs - Yards	8-520
0-0	Punt Returns - Yards	2-11
0-0	Interception Returns	1-0
31:55	Time of Possession	28:05
1-11	Third Down Conversion	4-6
0-1	Fourth Down Conversion	0-1
1-2	Red Zone Scores	5-5
2-6	Sacks By - Yards	1-8

MIAMI

HURRICANES TOP BETHUNE-COOKMAN, 45-3

MIAMI GARDENS, Fla. -- Playing on a short week after an emotional victory, the Miami Hurricanes returned to Hard Rock Stadium and delivered just the performance they needed.

The fifth-ranked Canes were ruthlessly efficient on offense, stingy on defense and controlled the game from start to finish, defeating Bethune-Cookman 45-3 before a crowd of 60,617.

Miami improved to 2-0, while BCU fell to 0-2.

The Canes racked up 543 yards, averaging 8.4 yards per play and scoring on all five of their red zone trips. Quarterback **Carson Beck** completed 22 of 24 passes for 267 yards and two touchdowns. He completed his first 15 passes, setting a school record for consecutive completions in a single game; Vinny Testaverde held the previous mark, completing 14 straight passes against Oklahoma in 1986.

Both scoring strikes were to wide receiver **CJ Daniels**, who hauled in five passes for 73 yards. Fellow wideout **Malachi Toney** paced Miami with six receptions for 80 yards. Running back **Mark Fletcher** rushed 11 times for 86 yards and two scores, while backfield mates **Marty Brown** and **Girard Pringle** each added rushing scores.

Miami's defense kept the Wildcats out of the end zone and held BCU to 191 total yards, yielding just 3.8 yards per play. The Canes racked up 10 tackles for loss, led by safety **Keionte Scott** who had three TFLs. Defensive end **Rueben Bain** posted three tackles, one sack and one forced fumble. Linebacker **Kellen Wiley** led Miami with five stops.

"Pretty solid job by our guys coming out handling business, really efficient by the offense scoring on every drive," head coach **Mario Cristobal** said. "Our defense did a really good job, too, although their team was obviously trying to snap the ball with a low count on the shot clock to try and limit the number of possessions that we had and once we played the ones in the second half of the first drive, I thought that was a good time to work on developing the other half of our roster.

"Lots of guys got their first opportunity and the opportunity to get significant playing time and play within our system. So, a lot of positives, a lot of things to fix, a lot of things to get better at."



Game 3: #4/#6 Miami Hurricanes vs. #18/#23 USF

HARD ROCK STADIUM - MIAMI GARDENS, FLA. - SEPTEMBER 13, 2025 4:30 PM (THE CW)

	1st	2nd	3rd	4th	Total
#18/#23 USF	3	3	0	6	12
#4/#6 Miami	14	14	7	14	49

SCORING SUMMARY

Qtr	Time	Scoring Play	V-H
1	09:34	UM - #3 J. Moore 8 pass from #11 C. Beck (#38 C. Davis kick), 9-75, 5:26	0-7
1	02:58	UM - #3 J. Moore 39 pass from #11 C. Beck (#38 C. Davis kick), 9-85, 4:31	0-14
2	00:26	USF - #7 N. Gramatica 45 FG, 7-48, 2:32	3-14
2	11:16	USF - #7 N. Gramatica 28 FG, 8-65, 2:29	6-14
2	10:05	UM - #4 M. Fletcher, Jr. 38 rush (#38 C. Davis kick), 3-75, 1:01	6-21
3	02:33	UM - #7 C. Beck 2 rush (#38 C. Davis kick), 6-25, 3:33	6-28
4	00:35	UM - #4 M. Fletcher, Jr., 13 rush (#38 C. Davis kick), 6-91, 3:33	6-35
4	12:48	USF - #81 C. Neptune 12 pass from #17 B. Brown (#17 B. Brown pass failed), 8-75, 2:47	12-35
4	12:48	UM - #6 C. Brown 1 pass from #11 C. Beck (#38 C. Davis kick), 9-75, 5:44	12-42
4	12:48	UM - #22 G. Pringle, Jr. 5 rush (#45 B. Auburn kick), 7-57, 2:20	12-49

SUMMARY

CANES STORM PAST USF IN TOP-20 CLASH

USF

MIAMI

15	First Downs	27
40	Rushing Yards	205
1.5	Average Rush	5.4
292	Passing Yards	371
332	Total Offense	576
4.9	Yards Per Play	8.5
2-15	Penalties - Yards	9-69
5-241	Punts-Yards	3-137
4-260	Kickoffs - Yards	8-520
1-0	Punt Returns - Yards	2-18
2-27	Interception Returns	1-0
23:59	Time of Possession	36:01
7-19	Third Down Conversion	7-11
0-2	Fourth Down Conversion	1-1
2-3	Red Zone Scores	5-5
1-4	Sacks By - Yards	2-16

MIAMI GARDENS, Fla. -- In 1987, the Miami Hurricanes beat three consecutive ranked opponents to start the season. Nobody has done it since.

After opening with ranked wins over Boise State and Florida, the USF Bulls had a chance to match that feat Saturday at Hard Rock Stadium. But the current Hurricanes kept the alumni streak intact – in a big way.

Fifth-ranked Miami defeated No. 18 USF 49-12 before a sellout crowd of 66,591 that thrived and vibed through a 100-minute weather delay but was treated to the Canes' ninth straight home win. UM improved to 3-0, while the Bulls fell to 2-1.

Miami racked up 576 total yards and held a 12-minute advantage in time of possession. The Canes averaged seven plays on their seven touchdown drives. Running back **Mark Fletcher** rushed for 120 yards and two touchdowns, averaging 7.5 yards per carry. It was the third 100-yard game of his career.

Quarterback **Carson Beck** completed 23 of 28 passes for 340 yards with three touchdowns and two interceptions. Wide receivers **Keelan Marion** and **Malachi Toney** each had six receptions, while freshman **Joshua Moore** had three catches for 61 yards and the first two touchdowns of his career.

Miami's defense held USF to just 40 rushing yards. The Bulls converted 7 of 19 on third down and were 0 of 2 on fourth down. Defensive ends **Akheem Mesidor** and **Rueben Bain** each posted six tackles. Safety **Bryce Fitzgerald** picked off a pass for the second straight game.

USF quarterback Byrum Brown completed 20 of 36 passes for 274 yards with one score and one pick.

"Really just fired up, impressed with our players, our team, our entire organization, in handling the week in preparation for a team that had been playing really, really good football and handling what they do best, which is tempo," head coach **Mario Cristobal** said. "First goes out to our scout team. They simulated them as well as you possibly can all week long, and because that is a challenge, but the physicality, the level of energy that we played with tonight, although a couple of critical mistakes, was progress for our football team."

U

Game 4: #4/#6 Miami Hurricanes vs. Florida

HARD ROCK STADIUM - MIAMI GARDENS, FLA. - SEPTEMBER 20, 2025 7:30 PM (ABC)

	1st	2nd	3rd	4th	Total
Florida	0	0	7	0	7
#4/#6 Miami	7	6	0	13	26

SCORING SUMMARY

Qtr	Time	Scoring Play	V-H
1	09:25	UM - #6 C. Brown 2 rush (#38 C. Davis kick), 7-56, 3:31	0-7
2	14:04	UM - #38 C. Davis 53 FG, 16-37, 8:19	0-10
2	1:29	UM - #38 C. Davis 28 FG, 10-52, 3:22	0-13
3	3:24	UF - #13 J. Baugh 7 rush (#29 T. Smack kick), 11-80, 6:12	7-13
4	4:08	UM - #6 C. Brown 1 rush (#10 M. Toney pass from #11 C. Beck failed), 13-80, 7:12	7-19
4	1:57	UM - #4 M. Fletcher, Jr. (#38 C. Davis kick), 4-22, 1:01	7-26

SUMMARY

UF		MIAMI
7	First Downs	21
80	Rushing Yards	184
2.8	Average Rush	4.0
61	Passing Yards	160
141	Total Offense	344
2.7	Yards Per Play	4.5
3-20	Penalties - Yards	6-30
7-332	Punts-Yards	4-174
2-130	Kickoffs - Yards	6-390
0-0	Punt Returns - Yards	1-14
1-0	Interception Returns	0-0
23:30	Time of Possession	36:30
0-13	Third Down Conversion	8-16
3-6	Fourth Down Conversion	1-1
1-1	Red Zone Scores	4-4
1-8	Sacks By - Yards	4-21

DEFENSE DOMINATES GATORS IN 26-7 WIN

MIAMI GARDENS, Fla. -- It started early in the morning, when thousands of Miami Hurricanes fans descended upon the university's Coral Gables campus and gave the college football world a show for the ages.

The scene shifted to Hard Rock Stadium Saturday evening, where thousands more were treated to another memorable show.

The Canes conducted a defensive masterclass from start to finish, defeating the Florida Gators 26-7 before a sellout crowd of 66,713. Fourth-ranked Miami improved to 4-0, while Florida fell to 1-3.

The Canes' defense held UF to just 141 total yards while racking up four sacks and seven tackles for loss. The Gators had 13 third down opportunities and didn't convert one. Linebacker **Mohamed Toure** led the onslaught with 10 tackles and a sack.

Linebacker **Wesley Bissainthe** recorded eight stops and defensive end **Rueben Bain, Jr.** registered seven and one-half sack.

Meanwhile, the Canes racked up 344 total yards on 76 plays. Running back **Mark Fletcher** rushed for 116 yards and one touchdown and fellow back **CharMar "Marty" Brown** rushed for 80 yards and two scores.

Quarterback **Carson Beck** completed 17 of 30 passes for 160 yards and one interception. Four Canes tied for the team lead with four receptions.

Gators quarterback DJ Lagway completed just 12 of 23 passes for 61 yards. Running back Jadan Baugh rushed for 46 yards and had Florida's lone touchdown. Defensive back Jordan Castell paced UF with 10 tackles.

"This game means a lot to us," head coach **Mario Cristobal** said. "It means a lot to our alumni, the fan base and certainty we always thought they were a very talented team. They have a lot of really good players and they were always a play or two away from being really, really good. Our guys kept their composure when we started getting in a rut a little bit there with the offense. The defense played off the charts football, again."



Game 5: #3/#3 Miami Hurricanes at #18/#19 Florida State

DOAK CAMPBELL STADIUM - TALLHASSEE, FLA. - OCTOBER 4, 2025 7:30 PM (ABC)

	1st	2nd	3rd	4th	Total
#3/#3 Miami	7	7	14	0	28
#18/#19 FSU	3	0	0	19	22

SCORING SUMMARY

Qtr	Time	Scoring Play	V-H
1	10:02	FSU - #22 J. Weinberg 23 FG, 11-70, 4:58	0-3
1	00:50	UM - #7 C. Daniels 4 pass from #11 C. Beck (#38 C. Davis kick), 9-79, 4:51	7-3
2	11:25	UM - #10 M. Toney 44 pass from #11 C. Beck (#38 C. Davis kick), 1-44, 0:08	14-3
3	9:09	UM - #10 M. Toney 40 pass from #11 C. Beck (#38 C. Davis kick), 10-75, 5:51	21-3
3	3:53	UM - #7 C. Daniels 24 pass from #11 C. Beck (#38 C. Davis kick), 8-80, 4:03	28-3
4	10:04	FSU - #7 L. McCoy 8 pass from #1 T. Castellanos (#19 M. Danzy rush), 10-47, 2:56	28-11
4	3:22	FSU - #13 R. Pittman 6 pass from #1 T. Castellanos (#37 L. McCoy pass), 19-96, 5:10	28-19
4	0:20	FSU - #22 J. Weinberg 35 FG, 7-60, 0:50	28-22

SUMMARY

FSU		MIAMI
29	First Downs	14
132	Rushing Yards	97
3.5	Average Rush	3.0
272	Passing Yards	241
404	Total Offense	338
4.9	Yards Per Play	5.7
5-45	Penalties - Yards	13-114
4-177	Punts-Yards	5-201
2-130	Kickoffs - Yards	5-325
1-0	Punt Returns - Yards	0-0
0-0	Interception Returns	2-43
29:34	Time of Possession	30:26
7-16	Third Down Conversion	5-14
3-4	Fourth Down Conversion	2-3
4-4	Red Zone Scores	1-1
1-8	Sacks By - Yards	2-19

CANES OPEN ACC PLAY WITH WIN OVER FSU

TALLAHASSEE, Fla. -- Amid a hostile, hyped-up collection of garnet and gold in Doak Campbell Stadium, the Miami Hurricanes didn't flinch.

They hit big plays through the air. They held onto the ball. They created turnovers. They kept the nation's top-ranked offense out of the end zone until the fourth quarter.

Equal parts efficient and ruthless, they opened ACC play Saturday night with a big-time win over a big-time rival to show they are a big-time force to be reckoned with as the college football calendar turns to October.

In their first road test of 2025, the third-ranked Canes defeated No. 18 Florida State 28-22. Miami improved to 5-0 overall, 1-0 in the ACC. FSU fell to 3-2 overall and 0-2 in conference play. It was the first ranked meeting between the teams since 2016, and the Canes now own a 37-33 lead in the series.

The Seminoles entered the game with the nation's best scoring offense (53 points per game) and total offense (600 yards per game) but were held to 404 total yards – 188 of those yards in the fourth quarter when the Canes had built a 25-point lead. FSU had 83 offensive snaps, 24 more than Miami.

Cornerback **Keionte Scott** paced Miami's defense with 11 tackles and had a fumble recovery. Safety **Zechariah Poyser** recorded eight stops and a forced fumble. Cornerback **Bryce Fitzgerald** and safety **Jakobe Thomas** each had interceptions with Thomas adding a sack. Defensive end **Akheem Mesidor** racked up six tackles and a sack. After kicking a field goal on their opening drive, the Seminoles didn't score again until their ninth drive.

Meanwhile, quarterback **Carson Beck**, who has played in his share of unwelcoming road environments, completed 20 of 27 passes for 241 yards and threw four touchdown passes – two each to wide receivers **CJ Daniels** and **Malachi Toney**. Toney finished with seven grabs for 107 yards and Daniels's five receptions went for 78 yards. Running back Mark Fletcher rushed for 40 yards on 12 carries. Miami didn't commit a turnover.

FSU quarterback Tommy Castellanos completed 25 of 45 passes for 272 yards with two touchdowns and two interceptions. He also led the Seminoles in rushing with 57 yards.

Game 6: #2/#2 Miami Hurricanes vs. Louisville

HARD ROCK STADIUM - MIAMI GARDENS, FLA. - OCTOBER 17, 2025 7 PM (ESPN)

	1st	2nd	3rd	4th	Total
Louisville	14	0	3	7	24
#2/#2 Miami	7	3	3	8	21

SCORING SUMMARY

Qtr	Time	Scoring Play	V-H
1	08:55	UL - #7 M. Moss 1 rush (#36 C. Ranvier kick), 11-75, 6:05	7-0
1	05:09	UL - #0 C. Bell 35 pass from #7 M. Moss (#36 C. Ranvier kick), 4-46, 2:06	14-0
1	02:19	UM - #4 M. Fletcher, Jr. 2 rush (#38 C. Davis kick), 5-75, 2:50	14-7
2	01:56	UM - #38 C. Davis 27 FG, 7-61, 3:34	14-10
3	10:58	UL - #36 C. Ranvier 48 FG, 6-34, 2:22	17-10
3	01:51	UM - #38 C. Davis 41 FG, 6-32, 2:52	17-13
4	13:27	UL - #0 C. Bell 36 pass from #7 M. Moss (#36 C. Ranvier kick), 8-75, 3:24	24-13
4	07:37	UM - #10 M. Toney 12 rush (#7 C. Daniels pass from #10 M. Toney), 1-12, 0:05	24-21

SUMMARY

UofL

21	First Downs	15
119	Rushing Yards	63
3.8	Average Rush	2.6
248	Passing Yards	271
367	Total Offense	334
5.4	Yards Per Play	5.7
6-64	Penalties - Yards	9-67
6-231	Punts-Yards	3-151
5-325	Kickoffs - Yards	5-325
3-24	Punt Returns - Yards	0-0
4-5	Interception Returns	0-0
31:16	Time of Possession	28:44
5-14	Third Down Conversion	5-12
1-1	Fourth Down Conversion	1-2
1-1	Red Zone Scores	4-4
0-0	Sacks By - Yards	1-11

MIAMI

CARDINALS HAND CANES FIRST LOSS OF '25

MIAMI GARDENS, Fla. -- For the third straight season, the battle for the boots was a barnburner. The Louisville Cardinals forced four turnovers, including one in the waning seconds, to hold off the second-ranked Miami Hurricanes 24-21 Friday night before a crowd of 66,573 at Hard Rock Stadium.

The Cardinals improved to 5-1 overall, 2-1 in the ACC. The Canes fell to 5-1 and 1-1 in conference play. Louisville reclaimed the Schnellenberger Trophy, a pair of bronzed boots worn by legendary coach Howard Schnellenberger, who served as the head coach for both programs.

It was Miami's first home loss since dropping its 2023 home finale to the Cardinals.

Louisville's defense limited the Canes to 64 rushing yards and picked off quarterback Carson Beck four times. Cardinals running back Isaac Brown rushed for 113 yards on 15 carries, and quarterback Miller Moss threw for 248 yards and two scores -- both to wide receiver Chris Bell, who amassed 136 yards on nine grabs.

Beck completed 25 of 35 passes for 271 yards. Wide receiver Malachi Toney had another monster performance, hauling in nine passes for 135 yards and scoring on a 12-yard run. Fellow wideout CJ Daniels had seven receptions for 74 yards.

Cornerback Keionte Scott paced Miami with nine tackles, adding a sack, three tackles for loss and a forced fumble. Linebackers Wesley Bissainthe and Mohamed Toure each had six stops, and safety Zechariah Poyser recorded six tackles and a fumble recovery.

It was 14-0 Louisville just 10 minutes into the game.

But on the first play of Miami's second drive, Beck found Daniels for a 30-yard reception to the Louisville 45. He followed that with a dime to Toney down the left sideline for 39 yards. In just two plays, the Canes had the ball first and goal at the six-yard line. Running back Mark Fletcher followed with three runs, the last a two-yard scoring plunge that cut the lead to seven points.

Toney took a handoff from Beck on a jet sweep and raced to the end zone to cut Louisville's lead to 24-21, but that's as close as Miami would get, falling to the Cardinals for its first loss.

Game 7: #9/#9 Miami Hurricanes vs. Stanford

HARD ROCK STADIUM - MIAMI GARDENS, FLA. - OCTOBER 25, 2025 7 PM (ESPN)

	1st	2nd	3rd	4th	Total
Stanford	7	0	0	0	7
#9/#9 Miami	0	7	21	14	42

SCORING SUMMARY

Qtr	Time	Scoring Play	V-H
1	04:35	SU - #0 C. High 9 pass from #15 B. Gulbranson (#13 E. Kenney kick), 12-74, 5:23	7-0
2	01:15	UM - #7 C. Daniels 5 pass from #11 C. Beck (#38 C. Davis kick), 15-71, 7:26	7-7
3	09:34	UM - #4 M. Fletcher, Jr. 1 rush (#38 C. Davis kick), 6-40, 2:22	7-14
3	03:48	UM - #4 Fletcher, Jr. 3 rush (#38 C. Davis kick), 1-3, 0:05	7-21
3	00:32	UM - #4 M. Fletcher, Jr., 7 rush (#38 C. Davis kick), 4-45, 1:59	7-28
4	09:34	UM - #2 J. Lyle 17 rush (#45 B. Auburn kick), 8-76, 4:32	7-35
4	00:26	UM - #22 G. Pringle, Jr. 3 rush (#45 B. Auburn kick), 12-55, 5:53	7-42

SUMMARY

STAN		MIAMI
8	First Downs	25
55	Rushing Yards	199
2.0	Average Rush	4.5
89	Passing Yards	205
144	Total Offense	404
2.7	Yards Per Play	5.5
2-10	Penalties - Yards	5-30
5-212	Punts-Yards	1-47
2-130	Kickoffs - Yards	7-455
0-0	Punt Returns - Yards	2-73
0-0	Interception Returns	2-32
23:18	Time of Possession	36:42
4-14	Third Down Conversion	8-15
1-2	Fourth Down Conversion	3-5
1-1	Red Zone Scores	6-7
0-0	Sacks By - Yards	2-20

CARDINALS HAND CANES FIRST LOSS OF '25

MIAMI GARDENS, Fla. -- After yielding 74 yards and a touchdown on their opening drive, the Miami Hurricanes delivered a defensive performance for the ages against the Stanford Cardinal Saturday night at Hard Rock Stadium.

Stanford wouldn't score again and could only muster 70 yards of real estate the rest of the game. The result was a comfortable 42-7 win for the ninth-ranked Canes Saturday night before a crowd of 63,892.

Miami improved to 6-1 overall, 2-1 in ACC play. Stanford fell to 3-5 overall, 2-3 in conference play. It was the first meeting between the schools.

The Canes scored touchdowns on five of their six second half possessions to blow open a game that was knotted 7-7 at halftime. Miami rushed for 199 yards, led by running back Mark Fletcher, who racked up 106 yards on 23 carries and set a career-high with three touchdowns. The Canes possessed the ball for nearly 37 minutes.

Quarterback Carson Beck completed 21 of 28 passes for 189 yards and one touchdown, a five-yard scoring toss to wide receiver CJ Daniels. Wide receiver Malachi Toney not only paced Miami with five catches for 52 yards but amassed 73 yards on two electric punt returns.

Cornerback Keionte Scott paced the Canes with five tackles, while fellow corner Xavier Lucas and linebacker Wesley Bissainthe each had interceptions that led to touchdowns. Overall, Miami had two sacks, six tackles for loss and held Stanford to 2.7 yards per play.

"Certainly proud of the way our guys just stuck with it after starting a little bit sluggishly on the offensive side of the ball," head coach Mario Cristobal said. "The defense did a phenomenal job after the first drive just shutting down the opponent and giving us an opportunity to get back in it. Closed out the first half with a scoring drive and that certainly built some momentum. We came out with great defense, great special teams and we started clicking and playing more Miami Hurricanes football."

Stanford quarterback Ben Gulbranson completed just 9 of 21 passes for 50 yards with one touchdown and two picks. Running back Cole Tabb rushed for 64 yards, and wide receiver Caden High had three catches for 36 yards and a score. Linebacker Matt Rose registered 12 tackles.



Game 8: #9/#10 Miami Hurricanes at SMU

GERALD J. FORD STADIUM - DALLAS, TEXAS - NOVEMBER 1, 2025 12 PM (ESPN)

	1st	2nd	3rd	4th	OT	Total
#9/#10 Miami	7	3	7	3	0	20
SMU	0	7	10	3	6	26

SCORING SUMMARY

Qtr	Time	Scoring Play	V-H
1	04:16	UM - #1 J. Trader 36 pass from #11 C. Beck (#38 C. Davis kick), 8-62, 4:27	7-0
2	09:22	SMU - #8 Y. Knight 28 pass from #7 K. Jennings (#95 S. Keltner kick), 1-28, 0:06	7-7
2	00:07	UM - #38 C. Davis 22 FG, 4-5, 0:42	10-7
3	12:11	SMU - #7 K. Jennings 3 rush (#95 S. Keltner kick), 9-79, 2:43	10-14
3	09:06	UM - #87 Bauman 4 pass from #11 C. Beck (#38 C. Davis kick), 7-75, 2:59	17-14
3	00:07	SMU - #95 S. Keltner 43 FG, 10-44, 3:56	17-17
4	09:34	UM - #38 C. Davis 45 FG, 10-49, 5:33	20-17
4	00:25	SMU - #95 S. Keltner 38 FG, 11-69, 1:44	20-20
OT1	00:00	SMU - #27 T. Harden 1 rush, 6-25	20-26

SUMMARY

MIAMI FALLS TO MUSTANGS IN OT, 26-20

MIAMI

23	First Downs	20
159	Rushing Yards	23
4.0	Average Rush	0.9
274	Passing Yards	365
433	Total Offense	388
5.6	Yards Per Play	5.5
12-96	Penalties - Yards	4-40
5-230	Punts-Yards	5-216
5-322	Kickoffs - Yards	5-313
1-47	Punt Returns - Yards	0-0
0-0	Interception Returns	2-15
37:42	Time of Possession	22:18
7-16	Third Down Conversion	3-13
0-1	Fourth Down Conversion	0-1
2-3	Red Zone Scores	2-3
2-17	Sacks By - Yards	0-0

SMU

DALLAS -- After the Miami Hurricanes and SMU Mustangs slogged through a dreary first half in Big D, the sun came out at halftime. So, too did the fireworks.

A scintillating second half gave way to overtime, where the Mustangs forced a turnover and followed it up with the game-winning touchdown to defeat the Canes 26-20 Saturday at Gerald J. Ford Stadium.

No. 10 Miami fell to 6-2 overall, 2-2 in ACC play. SMU improved to 6-3 overall and 4-1 in conference play.

The Canes outgained the Mustangs 433-388 in total yards -- holding SMU to just 23 yards on the ground -- and held a 14-minute margin in time of possession. But Miami's 12 penalties and two turnovers proved costly as the Mustangs won the game and their fans rushed the field.

Quarterback Carson Beck completed 26 of 38 passes for 274 yards with two touchdowns and two interceptions. Running back Mark Fletcher rushed 16 times for 84 yards. Wide receiver Malachi Toney hauled in nine passes for 70 yards, adding a 47-yard punt return. Wide receiver JoJo Trader caught five passes for 81 yards and a touchdown, while wide receiver Keelan Marion had five catches for 77 yards.

Safety Jakobe Thomas paced Miami with nine tackles, while cornerback Keionte Scott recorded eight stops, one sack, one fumble recovery and two tackles for loss. Linebacker Mohamed Toure also registered eight tackles.

SMU quarterback Kevin Jennings completed 29 of 44 passes for 365 yards and one touchdown. Wide receiver Jordan Hudson hauled in 11 passes for 136 yards. Fellow wideout Yamir Knight had four catches for 47 yards and a score. Safety Ahmaad Moses led the Mustangs with 15 tackles and had both interceptions. Running back T.J. Harden scored the game-winning touchdown in the extra session on a one-yard run.

SMU forced a Miami punt to start the game and Dylan Joyce backed up the Mustangs at their own 10. When SMU faced a 4th and 1 at the Canes 46. But Jennings fumbled the handoff exchange and Scott recovered to put Miami's offense back on the field.



Game 9: #18/#18 Miami Hurricanes vs. Syracuse

HARD ROCK STADIUM - MIAMI GARDENS, FLORIDA - NOVEMBER 8, 2025 3:30 PM (ESPN)

	1st	2nd	3rd	4th	Total
Syracuse	0	0	3	7	10
#18/#18 Miami	0	14	17	7	38

SCORING SUMMARY

Qtr	Time	Scoring Play	V-H
2	02:13	UM - #11 C. Beck 14 pass from #10 M. Toney (#38 C. Davis kick), 5-90, 3:08	0-7
2	01:50	UM - #0 K. Scott 38 interception return (#38 C. Davis kick), 0:21	0-14
3	11:12	SYR - #47 T. Woody 38 FG, 8-55, 3:48	3-14
3	09:57	UM - #0 K. Marion 61 pass from #11 C. Beck (#38 C. Davis kick), 3-78, 1:09	3-21
3	02:25	UM - #22 G. Pringle, Jr. 19 rush (#38 C. Davis kick), 9-83, 4:52	3-28
3	00:00	UM - #38 C. Davis 36 FG, 4-5, 1:28	3-31
4	02:53	UM - #61 F. Mauigoa 4 rush (#45 B. Auburn kick), 5-51, 2:56	3-38
4	00:21	SYR - #84 E. Washington-Baker 17 pass from #13 J. Filardi (#47 T. Woody kick), 8-75, 2:32	10-38

SUMMARY

UM CRUSHES CUSE, 38-10, ON HOMECOMING

SYR

20	First Downs	22
161	Rushing Yards	124
3.7	Average Rush	3.9
124	Passing Yards	261
285	Total Offense	385
4.0	Yards Per Play	6.8
8-65	Penalties - Yards	5-54
6-305	Punts-Yards	5-229
3-176	Kickoffs - Yards	7-440
1-7	Punt Returns - Yards	2-4
0-0	Interception Returns	2-48-1
29:37	Time of Possession	30:23
6-14	Third Down Conversion	3-9
0-1	Fourth Down Conversion	0-0
2-3	Red Zone Scores	4-4
2-11	Sacks By - Yards	7-53

MIAMI

MIAMI GARDENS -- Riding a dominant defense and a big-play offense, the Miami Hurricanes dictated play from start to finish Saturday, rolling past the Syracuse Orange 38-10 before a crowd of 60,337 at Hard Rock Stadium.

No. 18 Miami improved to 7-2 overall, 3-2 in the ACC. The Orange fell to 3-7 overall and 1-6 in conference play.

The Canes scored two touchdowns in a 23-second spurt late in the first half to break open a scoreless game and averaged 10 yards per play in a 17-point third quarter that put the game away.

Miami's defense held the Orange to 285 total yards, forced three turnovers and racked up seven sacks and 11 tackles for loss. Safety Jakobe Thomas had a monster game with five tackles, one sack, one fumble recovery and an interception, while cornerback Keionte Scott had a 38-yard pick six late in the first half. Defensive end Akheem Mesidor recorded 1.5 sacks and 3.5 TFLs, while defensive tackle David Blay registered five stops.

Quarterback Carson Beck completed 18 of 24 passes for 247 yards and one touchdown and caught his first career pass from wide receiver Malachi Toney for a 14-yard score. Beck also completed a backwards pass to right tackle Francis Mauigoa for Miami's final touchdown.

Wide receiver Keelan Marion caught three passes for 116 yards, including a 61-yard scoring strike, and running back Girard Pringle rushed for 55 yards and one score.

"I think that we showed in spurts what a really good football team we are," head coach Mario Cristobal said. "I think we also show what you see in college football, that games at some point in time, there's some back and forth and some stagnant moments."

"That's why you keep playing, that's why the game is four quarters. And then show that some of our young players are really playing well."

Syracuse quarterback Rickie Collins completed just 12 of 25 passes for 85 yards and two picks. Running back Yasin Willis carried 13 times for 63 yards. Linebacker Gary Bryant paced the Orange defense with six tackles.

Game 10: #16/#16 Miami Hurricanes vs. NC State

HARD ROCK STADIUM - MIAMI GARDENS, FLORIDA - NOVEMBER 15, 2025 3:30 PM (ESPN)

	1st	2nd	3rd	4th	Total
NC State	0	0	0	7	7
#16/#16 Miami	10	14	10	7	41

SCORING SUMMARY

Qtr	Time	Scoring Play	V-H
1	07:13	UM - #38. C. Davis 31 FG, 11-77, 05:37	0-3
1	03:36	UM - #8 J. Thomas 60 interception return (#38 C. Davis kick), 00:47	0-10
2	11:16	UM - #6 C. Brown 1 rush (#38 C. Davis kick), 3-48, 1:32	0-17
2	00:33	UM - #10 M. Toney 14 pass from #11 C. Beck (#38 C. Davis kick), 9-66, 2:43	0-24
3	09:55	UM - #9 E. Lofton 29 pass from #11 C. Beck (#38 C. Davis kick), 8-85, 4:58	0-31
3	03:51	UM - #38 C. Davis 38 FG, 10-67, 05:13	0-34
4	11:48	UM - #10 M. Toney 15 pass from #11 C. Beck (#45 B. Auburn kick), 8-88, 04:27	0-41
4	02:18	NCST - #11 C. Bailey 10 rush (#94 K. Vinesett kick), 10-75, 5:01	7-41

SUMMARY

UM STORMS PAST NC STATE ON SENIOR DAY

NCST

9	First Downs	28
23	Rushing Yards	214
1.2	Average Rush	5.8
120	Passing Yards	367
143	Total Offense	581
2.9	Yards Per Play	8.3
4-30	Penalties - Yards	8-75
8-358	Punts-Yards	2-90
2-128	Kickoffs - Yards	8-520
0-0	Punt Returns - Yards	1-8
0-0	Interception Returns	2-60-1
23:17	Time of Possession	36:43
3-11	Third Down Conversion	5-10
0-0	Fourth Down Conversion	0-0
1-1	Red Zone Scores	5-5
1-7	Sacks By - Yards	1-6

MIAMI

MIAMI GARDENS, Fla. — As the weeks add up on the college football calendar, the stakes get higher and Saturday the Miami Hurricanes delivered a performance to match.

The Canes rode a punishing defense and a ruthlessly efficient offense to a 41-7 statement win over the NC State Wolfpack before a crowd of 59,157 on Senior Day at Hard Rock Stadium.

No. 16 Miami improved to 8-2 overall and 4-2 in ACC play. The Wolfpack fell to 5-5 overall and 2-4 in conference play.

The Canes dominated the scoresheet on all fronts, outgaining State 581-149 in total yards, limiting the Wolfpack to 29 rushing yards, averaging 8.3 yards per play, owning a 13:26 margin in time of possession and converting all five red zone trips.

Quarterback Carson Beck completed 21 of 27 passes for 291 yards and three touchdowns. Running back Girard Pringle posted his first career 100-yard rushing effort, gaining 116 yards on 17 carries. Wide receiver Malachi Toney caught five passes for 54 yards and two scores and completed a 44-yard pass. Fellow wideout Keelan Marion paced Miami with seven receptions for 96 yards. In all, 10 Canes caught a pass.

Defensive end Akheem Mesidor racked up five stops, one sack and two tackles for loss. Linebacker Raul Aguirre also posted five tackles. Safety Jakobe Thomas returned an interception for a score, giving the Canes pick sixes in consecutive games for the first time in eight years.

Wolfpack quarterback CJ Bailey completed 17 of 30 passes for 120 yards and two picks. He was also the team's leading rusher with 17 yards. Linebacker Caden Fordham paced State with 11 tackles. State had averaged 32.4 points through its first nine games.

"I want to start by thanking the crowd, they showed up strong, showed up with a lot of energy," head coach Mario Cristobal said. "Certainly a big boost for our guys and I am really proud of our team being down a significant amount of starters, coming out and maybe playing the most complete team football game of the year.

Very much a game where it was complementary, both sides showing up where they needed to."



Game II: #14/#15 Miami Hurricanes at Virginia Tech

LANE STADIUM - BLACKSBURG, VA. - NOVEMBER 22, 2025 12 PM (ESPN)

	1st	2nd	3rd	4th	Total
#14/#15 Miami	7	13	7	7	34
Virginia Tech	3	0	7	7	17

SCORING SUMMARY

Qtr	Time	Scoring Play	V-H
1	10:16	UM - #39 E. Lofton 20 pass from #11 C. Beck (#38 C. Davis kick), 8-75, 4:44	7-0
1	06:18	VT - #17 J. Love 30 FG, 8-48, 03:52	7-3
2	12:50	UM - #4 M. Fletcher, Jr. 3 pass from #11 C. Beck (#38 C. Davis kick), 14-75, 8:28	14-3
2	04:16	UM - #38 C. Davis 46 FG, 10-50, 4:42	17-3
2	00:37	UM - #38 C. Davis 40 FG, 5-58, 0:53	20-3
3	11:59	VT - #16 J. Overton 38 rush (#17 J. Love kick), 5-75, 3:01	20-10
3	05:32	UM - #22 G. Pringle, Jr. 16 pass from #11 C. Beck (#38 C. Davis kick), 11-75, 6:27	27-10
4	03:17	VT - #5 W. Watson III 3 rush (#17 J. Love kick), 8-92, 4:24	27-17
4	00:20	UM - #10 M. Toney 20 pass from #11 C. Beck (#38 C. Davis kick), 7-40, 1:46	34-17

SUMMARY

MIAMI

22	First Downs	20
83	Rushing Yards	194
2.8	Average Rush	5.2
335	Passing Yards	201
418	Total Offense	395
6.6	Yards Per Play	6.5
9-88	Penalties - Yards	7-75
2-89	Punts-Yards	2-109
7-443	Kickoffs - Yards	3-195
1-7	Punt Returns - Yards	1-4
0-0	Interception Returns	0-0
33:29	Time of Possession	26:31
7-13	Third Down Conversion	3-12
2-2	Fourth Down Conversion	3-5
5-5	Red Zone Scores	2-2
5-41	Sacks By - Yards	0-0

VT

MIAMI CRUISES PAST VIRGINIA TECH, 34-17

BLACKSBURG, Va. — The mood was festive at Lane Stadium Saturday as Virginia Tech honored its seniors and introduced a new head coach.

But the Miami Hurricanes quickly extinguished any hopes for the Hokie faithful, jumping on the home team early and cruising to a 34-17 victory.

No. 14 Miami improved to 9-2 overall and 5-2 in the ACC. Tech fell to 3-8 overall and 2-5 in conference play. It was the Canes' fifth straight win over the Hokies dating back to 2020.

Miami gobbled up 418 total yards as quarterback Carson Beck methodically carved up Tech's secondary, completing 27 of 32 passes for 320 yards and four touchdowns.

He completed his first 11 throws, setting a career mark with 24 straight completions dating back to last week's win over NC State.

Wide receiver Malachi Toney amassed 12 catches for 146 yards and one touchdown. Running back Girard Pringle rushed for 49 yards and had a 16-yard touchdown reception. Tight end Elija Lofton and running back Mark Fletcher also had scoring grabs. Wide receiver Keelan Marion caught six passes for 79 yards.

The Canes scored on all five red zone trips and held a seven-minute edge in time of possession.

Safety Zechariah Poyser racked up 10 tackles, one sack and a fumble recovery, while defensive end Akheem Mesidor recorded five stops, one sack and two forced fumbles.

Defensive tackle Ahmad Moten registered five tackles and a sack and linebacker Wesley Bissainthe added six tackles. Miami's defense allowed a season-high 194 rushing yards but held Tech to just 3 of 12 on third down.

Hokies quarterback Kyron Drones completed 12 of 21 for 124 yards. Running back Marcellous Hawkins rushed eight times for 72 yards, while backfield mate Jeffrey Overton rushed for 69 yards and a score. Wide receiver Ayden Greene had five receptions for 95 yards. Safety Tyson Flowers and linebacker Noah Chambers paced Tech with eight tackles.



2025-26 Miami (FL) Football
Game Results
All games

Page 1/1
as of Nov 22, 2025

Team Results

	Date	Opponent		Score	Overall	Conf	Time	Attend
	08/31/2025	Notre Dame	W	27-24	1-0	0-0	3:26	66793
	09/06/2025	Bethune-Cookman	W	45-3	2-0	0-0	2:50	60617
	09/13/2025	South Fla.	W	49-12	3-0	0-0	4:57	66591
	09/20/2025	Florida	W	26-7	4-0	0-0	3:25	66713
*	10/04/2025	at Florida St.	W	28-22	5-0	1-0	3:28	67277
*	10/17/2025	Louisville	L	21-24	5-1	1-1	3:18	66573
*	10/25/2025	Stanford	W	42-7	6-1	2-1	3:00	63892
*	11/01/2025	at SMU	Lot1	20-26	6-2	2-2	3:48	35074
*	11/08/2025	Syracuse	W	38-10	7-2	3-2	3:22	60337
*	11/15/2025	NC State	W	41-7	8-2	4-2	3:17	59157
*	11/22/2025	at Virginia Tech	W	34-17	9-2	5-2	3:37	65632



2025-26 Miami (FL) Football
Team Game-by-Game
All games

Page 1/1
as of Nov 22, 2025

Date	Opponent	Rushing				Receiving				Passing				Kick Returns				Punt Returns				tot
		no.	yds	td	lg	no.	yds	td	lg	cmp-att-int	yds	td	lg	no.	yds	td	lg	no.	yds	td	lg	off
08/31/2025	Notre Dame	38	134	1	23	20	205	2	28	20-30-0	205	2	28	1	32	0	32	1	9	0	9	339
09/06/2025	Bethune-Cookman	30	199	4	30	30	344	2	40	30-36-0	344	2	40	1	25	0	25	2	11	0	9	543
09/13/2025	South Fla.	38	205	4	38	25	371	3	51	25-30-2	371	3	51	0	0	0	0	2	18	0	21	576
09/20/2025	Florida	46	184	3	20	17	160	0	22	17-30-1	160	0	22	1	19	0	19	1	14	0	14	344
10/04/2025	at Florida St.	32	97	0	22	20	241	4	47	20-27-0	241	4	47	0	0	0	0	0	0	0	0	338
10/17/2025	Louisville	24	63	2	12	25	271	0	61	25-35-4	271	0	61	1	19	0	19	0	0	0	0	334
10/25/2025	Stanford	44	199	5	17	22	205	1	32	22-30-0	205	1	32	1	27	0	27	2	73	0	42	404
11/01/2025	at SMU	40	159	0	14	26	274	2	36	26-38-2	274	2	36	3	53	0	29	1	47	0	47	433
11/08/2025	Syracuse	32	123	2	19	19	261	2	61	19-25-0	261	2	61	2	41	0	22	2	4	0	5	384
11/15/2025	NC State	37	214	1	23	24	367	3	44	24-33-0	367	3	44	1	23	0	23	1	8	0	8	581
11/22/2025	at Virginia Tech	30	83	0	9	28	335	4	56	28-33-0	335	4	56	0	0	0	0	1	7	0	7	418
Miami (FL)		391	1660	22	38	256	3034	23	61	256-347-9	3034	23	61	11	239	0	32	13	191	0	47	4694
Opponents		338	1012	8	38	204	2092	10	65	204-347-11	2092	10	65	6	119	0	40	9	44	0	16	3104

Miami (FL) Averages

Games	Avg/ rush	Avg/ catch	Pass effic	KR avg	PR avg	All purpose avg/game	Total offense avg/game
11	4.2	11.9	163.9	21.7	14.7	483.5	426.7

Date	Opponent	Tackles				Sacks no-yds	Fumble		Pass Defense			blkd kick	PAT attempts			off		
		ua	a	total	tfl-yds		ff	fr-yds	int-yds	qbh	brup		kick	rush	rcv	saf	t/o	pts
08/31/2025	Notre Dame	31	24	55	5.0-30	3-24	2	1-0	1-12	1	3	0	3-3	0	0	0	3	27
09/06/2025	Bethune-Cookman	30	20	50	10.0-26	1-8	1	1-5	1-0	1	0	0	6-6	0	0	0	3	45
09/13/2025	South Fla.	26	36	62	4.0-25	2-16	1	1-0	1-0	1	7	0	7-7	0	0	0	7	49
09/20/2025	Florida	24	30	54	7.0-26	4-21	0	0-0	0-0	4	0	0	2-2	0	0	0	0	26
10/04/2025	at Florida St.	40	26	66	5.0-25	2-19	2	1-0	2-43	4	3	0	4-4	0	0	0	14	28
10/17/2025	Louisville	41	14	55	5.0-23	1-11	1	1-13	0-0	3	5	0	1-1	0	1	0	8	21
10/25/2025	Stanford	26	16	42	6.0-35	2-20	0	0-0	2-32	5	6	0	6-6	0	0	0	14	42
11/01/2025	at SMU	35	26	61	6.0-22	2-17	0	1-0	0-0	2	7	0	2-2	0	0	0	7	20
11/08/2025	Syracuse	41	24	65	11.0-65	7-53	1	1-0	2-48	3	4	0	5-5	0	0	0	10	38
11/15/2025	NC State	21	22	43	5.0-14	1-6	1	0-0	2-60	2	5	0	5-5	0	0	0	7	41
11/22/2025	at Virginia Tech	34	24	58	9.0-50	5-41	2	1-18	0-0	5	4	0	4-4	0	0	0	7	34
Miami (FL)		349	262	611	73.0-341	30-236	11	8-36	11-195	31	44	0	45-45	0	1	0	80	371
Opponents		386	382	768	36.0-108	9-51	3	1-0	9-47	6	32	0	14-14	1	1	0	13	159

Date	Opponent	Punting										Field Goals			Kickoffs			
		no.	yds	avg	long	blkd	tb	fc	50+	i20	md-att	long	blkd	no.	yds	avg	tb	ob
08/31/2025	Notre Dame	5	213	42.6	44	0	0	2	0	0	2-2	47	0	6	390	65.0	5	0
09/06/2025	Bethune-Cookman	0	0	0.0	0	0	0	0	0	0	1-1	31	0	8	520	65.0	8	0
09/13/2025	South Fla.	3	137	45.7	51	0	0	1	1	2	0-0	0	0	8	520	65.0	8	0
09/20/2025	Florida	4	174	43.5	50	0	2	1	1	2	2-2	53	0	6	390	65.0	5	0
10/04/2025	at Florida St.	5	201	40.2	50	0	0	2	1	2	0-0	0	0	5	325	65.0	5	0
10/17/2025	Louisville	3	151	50.3	55	0	0	0	2	1	2-2	41	0	5	325	65.0	5	0
10/25/2025	Stanford	1	47	47.0	47	0	0	1	0	1	0-1	0	0	7	455	65.0	6	0
11/01/2025	at SMU	5	230	46.0	73	0	2	3	1	3	2-2	45	0	5	322	64.4	2	0
11/08/2025	Syracuse	5	229	45.8	55	0	1	1	2	1	1-1	36	0	7	440	62.9	6	0
11/15/2025	NC State	2	90	45.0	45	0	0	2	0	2	2-3	38	0	8	520	65.0	8	0
11/22/2025	at Virginia Tech	2	89	44.5	53	0	0	1	1	1	2-2	46	0	7	443	63.3	6	0
Miami (FL)		35	1561	44.6	73	0	5	14	9	15	14-16	53	0	72	4650	64.6	64	0
Opponents		55	2477	45.0	58	0	4	20	17	18	11-12	48	0	35	2238	63.9	24	0



2025-26 Miami (FL) Football
Opponents Game-by-Game
All games

Page 1/1
as of Nov 22, 2025

Date	Opponent	Rushing				Receiving				Passing				Kick Returns				Punt Returns				tot
		no.	yds	td	lg	no.	yds	td	lg	cmp	att	int	yds	td	lg	no.	yds	td	lg	no.	yds	td
08/31/2025	Notre Dame	28	93	1	30	19	221	2	65	19-30-1	221	2	65	1	15	0	15	2	9	0	7	314
09/06/2025	Bethune-Cookman	33	92	0	28	14	99	0	21	14-18-1	99	0	21	0	0	0	0	0	0	0	0	191
09/13/2025	South Fla.	27	40	0	9	24	292	1	53	24-41-1	292	1	53	0	0	0	0	1	0	0	0	332
09/20/2025	Florida	29	80	1	27	12	61	0	12	12-23-0	61	0	12	1	19	0	19	0	0	0	0	141
10/04/2025	at Florida St.	38	132	0	18	25	272	2	30	25-45-2	272	2	30	0	0	0	0	1	0	0	0	404
10/17/2025	Louisville	31	119	1	28	23	248	2	36	23-37-0	248	2	36	0	0	0	0	3	24	0	16	367
10/25/2025	Stanford	27	55	0	28	12	89	1	21	12-26-2	89	1	21	0	0	0	0	0	0	0	0	144
11/01/2025	at SMU	25	23	2	7	29	365	1	41	29-45-0	365	1	41	3	73	0	40	0	0	0	0	388
11/08/2025	Syracuse	43	161	0	23	15	124	1	17	15-28-2	124	1	17	0	0	0	0	1	7	0	7	285
11/15/2025	NC State	20	23	1	10	17	120	0	28	17-30-2	120	0	28	0	0	0	0	0	0	0	0	143
11/22/2025	at Virginia Tech	37	194	2	38	14	201	0	39	14-24-0	201	0	39	1	12	0	12	1	4	0	4	395
Opponents		338	1012	8	38	204	2092	10	65	204-347-11	2092	10	65	6	119	0	40	9	44	0	16	3104
Miami (FL)		391	1660	22	38	256	3034	23	61	256-347-9	3034	23	61	11	239	0	32	13	191	0	47	4694

Opponents Averages

Games	Avg/ rush	Avg/ catch	Pass effic	KR avg	PR avg	All purpose avg/game	Total offense avg/game
11	3.0	10.3	112.6	19.8	4.9	301.3	282.2

Date	Opponent	Tackles				Sacks no-yds	Fumble		Pass Defense			blkd kick	PAT attempts			off		
		ua	a	total	tfl-yds		ff	fr-yds	int-yds	qbh	brup		kick	rush	rcv	saf	t/o	pts
08/31/2025	Notre Dame	32	36	68	2.0-10	1-7	0	0-0	0-0	1	3	0	3-3	0	0	0	0	24
09/06/2025	Bethune-Cookman	38	32	70	3.0-7	2-6	1	0-0	0-0	0	4	0	0-0	0	0	0	0	3
09/13/2025	South Fla.	38	26	64	2.0-6	1-4	0	0-0	2-27	1	1	0	0-0	0	0	0	0	12
09/20/2025	Florida	38	36	74	4.0-13	1-8	0	0-0	1-0	1	3	0	1-1	0	0	0	0	7
10/04/2025	at Florida St.	27	38	65	5.0-14	1-8	0	0-0	0-0	1	2	0	0-0	1	1	0	0	22
10/17/2025	Louisville	34	18	52	2.0-2	0-0	1	0-0	4-5	1	5	0	3-3	0	0	0	0	24
10/25/2025	Stanford	41	42	83	5.0-7	0-0	0	0-0	0-0	1	2	0	1-1	0	0	0	0	7
11/01/2025	at SMU	37	50	87	4.0-6	0-0	0	0-0	2-15	0	4	0	2-2	0	0	0	13	26
11/08/2025	Syracuse	30	32	62	3.0-19	2-11	0	0-0	0-0	0	3	0	1-1	0	0	0	0	10
11/15/2025	NC State	41	28	69	3.0-15	1-7	1	1-0	0-0	0	2	0	1-1	0	0	0	0	7
11/22/2025	at Virginia Tech	30	44	74	3.0-9	0-0	0	0-0	0-0	0	3	0	2-2	0	0	0	0	17
Opponents		386	382	768	36.0-108	9-51	3	1-0	9-47	6	32	0	14-14	1	1	0	13	159
Miami (FL)		349	262	611	73.0-341	30-236	11	8-36	11-195	31	44	0	45-45	0	1	0	80	371

Date	Opponent	Punting										Field Goals			Kickoffs			
		no.	yds	avg	long	blkd	tb	fc	50+	i20	md-att	long	blkd	no.	yds	avg	tb	ob
08/31/2025	Notre Dame	4	180	45.0	55	0	0	3	1	1	1-1	39	0	5	325	65.0	4	0
09/06/2025	Bethune-Cookman	4	167	41.8	48	0	0	0	0	1	1-1	32	0	2	126	63.0	1	0
09/13/2025	South Fla.	4	190	47.5	52	0	0	0	1	2	2-2	45	0	4	260	65.0	4	0
09/20/2025	Florida	7	332	47.4	57	0	1	1	3	0	0-0	0	0	2	130	65.0	1	0
10/04/2025	at Florida St.	4	177	44.3	56	0	0	2	1	3	2-2	35	0	2	130	65.0	2	0
10/17/2025	Louisville	6	231	38.5	47	0	1	5	0	3	1-1	48	0	5	325	65.0	4	0
10/25/2025	Stanford	5	212	42.4	50	0	0	0	1	0	0-0	0	0	2	130	65.0	1	0
11/01/2025	at SMU	5	216	43.2	57	0	0	2	1	2	2-3	43	0	5	313	62.6	2	0
11/08/2025	Syracuse	6	305	50.8	55	0	1	2	4	3	1-1	38	0	3	176	58.7	1	0
11/15/2025	NC State	8	358	44.8	52	0	0	5	3	2	0-0	0	0	2	128	64.0	1	0
11/22/2025	at Virginia Tech	2	109	54.5	58	0	1	0	2	1	1-1	30	0	3	195	65.0	3	0
Opponents		55	2477	45.0	58	0	4	20	17	18	11-12	48	0	35	2238	63.9	24	0
Miami (FL)		35	1561	44.6	73	0	5	14	9	15	14-16	53	0	72	4650	64.6	64	0



2025-26 Miami (FL) Football
Overall Team Statistics
All games

Page 1/2
as of Nov 22, 2025

Team Statistics

	UM	OPP
Scoring	371	159
Points per game	33.7	14.5
Points Off Turnovers	80	13
First Downs	247	181
Rushing	98	70
Passing	136	91
Penalty	13	20
Rushing Yardage	1660	1012
Yards gained rushing	1789	1356
Yards lost rushing	129	344
Rushing attempts	391	338
Average per rush	4.2	3.0
Average per game	150.9	92.0
TDs Rushing	22	8
Passing Yardage	3034	2092
Comp-Att-Int	256-347-9	204-347-11
Average per pass	8.7	6.0
Average per catch	11.9	10.3
Average per game	275.8	190.2
TDs Passing	23	10
Total offense	4694	3104
Total plays	738	685
Average per play	6.4	4.5
Average per game	426.7	282.2
Kick returns: #-Yards	11-239	6-119
Punt returns: #-Yards	13-191	9-44
Int returns: #-Yards	11-195	9-47
Kick return average	21.7	19.8
Punt return average	14.7	4.9
Int return average	17.7	5.2
Fumbles-Lost	5-1	13-8
Penalties-Yards	86-724	48-399
Average per game	65.8	36.3
Punts-Yards	35-1561	55-2477
Average per punt	44.6	45.0
Net punt average	40.5	40.2
Kickoffs-Yards	72-4650	35-2238
Average per kick	64.6	63.9
Net kick average	40.0	40.0
Time of possession / game	33:31	26:29
3rd-down conversion	62/134	43/144
3rd-down pct	46%	30%
4th-down conversion	12/19	11/23



2025-26 Miami (FL) Football
Overall Team Statistics
All games

Page 2/2
as of Nov 22, 2025

	UM	OPP
4th-down pct	63%	48%
Sacks by-Yards	30-236	9-51
Misc Yards	0	0
Touchdowns scored	47	18
Field goals - attempts	14-16	11-12
On-Side kicks	0-0	1-4
Red-zone scores	(44-47) 94%	(20-24) 83%
Red-zone touchdowns	(34-47) 72%	(14-24) 58%
PAT-attempts	(45-45) 100%	(14-14) 100%
2-point conversion-attempts	(1-2) 50%	(2-3) 67%
Attendance	510673	167983
Games / Avg per game	8/63834	3/55994
Neutral site games	-	0/0

Score by Periods

Team	1st	2nd	3rd	4th	OT	TOT
Miami (FL)	73	109	100	89	0	371
Opponents	30	20	30	73	6	159



2025-26 Miami (FL) Football
Overall Defense Statistics
All games

Page 1/2
as of Nov 22, 2025

Team Defense

			Tackles				Sacks	Pass defense			Fumbles		blkd	
##	Player	gp	ua	a	tot	tfl/yds	no-yds	int-yds	brup	qbh	fr-yds	ff	kick	saf
1	Mohamed Toure	11	22	30	52	2-10	1-9	.	3
3	Akheem Mesidor	10	25	19	44	12-67	7-52	.	.	4	.	4	.	.
8	Jakobe Thomas	11	29	15	44	3.5-30	3-29	4-70	4	.	2-0	2	.	.
0	Keionte Scott	10	30	14	44	10-37	3-21	1-38	5	6	2-0	1	.	.
7	Zechariah Poyser	11	24	18	42	2-11	1-8	.	6	1	2-31	1	.	.
31	Wesley Bissainthe	11	21	19	40	1.5-4	.	1-32	.	1	.	1	.	.
4	Rueben Bain Jr.	11	15	17	32	6-30	3-22	1-12	1	4	.	1	.	.
10	Raul Aguirre, Jr.	11	17	15	32	2-3	.	.	1
6	Xavier Lucas	11	20	11	31	2-16	1-14	1-0	6	1
11	David Blay	9	9	16	25	2.5-5	.	.	1	1
41	Chase Smith	11	12	12	24	.	.	.	2	1	2-0	.	.	.
99	Ahmad Moten	9	15	6	21	6-34	3-26	.	.	3
2	Damari Brown	11	14	7	21	.	.	.	1	1
12	Marquise Lightfoot	10	9	7	16	3.5-10	1.5-5	.	1	3
5	Justin Scott	10	10	4	14	5.5-20	1-10	.	1	.	.	1	.	.
13	Bryce Fitzgerald	11	9	4	13	.	.	3-43	1
18	Armondo Blount	10	5	8	13	2.5-14	2.5-14	.	1	3
24	Ethan O'Connor	11	9	3	12	3.5-13	.	.	1
23	Dylan Day	11	5	5	10	1-8	1-8	.	1
29	Romanas Frederique, Jr.	7	7	3	10	.	.	.	5
28	Isaiah Taylor	11	6	2	8	3-4	.	.	1
21	Jaylin Alderman	7	5	2	7	.	.	.	1
30	Kellen Wiley, Jr.	8	3	3	6	.	.	.	1
90	Daylen Russell	5	3	3	6	1-2
22	Cameron Pruitt	10	4	2	6	0.5-0	0.5-0
25	Jadais Richard	4	3	2	5	0.5-8	0.5-8
33	Booker Pickett	7	2	3	5	1-10	1-10
93	Donta Simpson, Jr.	7	1	3	4	1.5-5	.	.	.	1
16	Jaboree Antoine	7	3	1	4
36	Nick Kelly	10	2	2	4
46	Adam Booker	11	3	.	3
35	Herbert Scroggins III	8	.	3	3	1
32	Kamal Bonner	6	.	2	2
9	Malik Bryant	3	1	1	2
17	Tony Johnson	8	1	.	1
19	Charles Brantley	3	1	.	1
6	CharMar Brown	11	1	.	1
10	Malachi Toney	11	1	.	1
4	Mark Fletcher Jr.	9	1	.	1
38	Carter Davis	11	1	.	1
65	Seuseu Alofaituli	7	0-5	.	.	.



2025-26 Miami (FL) Football
Overall Defense Statistics
All games

Page 2/2
as of Nov 22, 2025

			Tackles				Sacks	Pass defense			Fumbles	blkd		
##	Player	gp	ua	a	tot	tfl/yds	no-yds	int-yds	brup	qbh	fr-yds	ff	kick	saf
	Totals	11	349	262	611	73-341	30-236	11-195	44	31	8-36	11	0	0
	Opponents	11	386	382	768	36-108	9-51	9-47	32	6	1-0	3	0	0



2025-26 Miami (FL) Football
Team Game Highs
All games

Page 1/1
as of Nov 22, 2025

Miami (FL) - Game Highs

RUSHES	46	Florida (09/20/2025)
YARDS RUSHING	214	NC State (11/15/2025)
YARDS PER RUSH	6.6	Bethune-Cookman (09/06/2025)
TD RUSHES	5	Stanford (10/25/2025)
PASS ATTEMPTS	38	at SMU (11/01/2025)
PASS COMPLETIONS	30	Bethune-Cookman (09/06/2025)
YARDS PASSING	371	South Fla. (09/13/2025)
YARDS PER PASS	12.4	South Fla. (09/13/2025)
TD PASSES	4 4	at Virginia Tech (11/22/2025) at Florida St. (10/04/2025)
TOTAL PLAYS	78	at SMU (11/01/2025)
TOTAL OFFENSE	581	NC State (11/15/2025)
YARDS PER PLAY	8.5	South Fla. (09/13/2025)
POINTS	49	South Fla. (09/13/2025)
SACKS BY	7	Syracuse (11/08/2025)
FIRST DOWNS	31	Bethune-Cookman (09/06/2025)
PENALTIES	13	at Florida St. (10/04/2025)
PENALTY YARDS	114	at Florida St. (10/04/2025)
TURNOVERS	4	Louisville (10/17/2025)
PUNTS	5 5 5 5	Syracuse (11/08/2025) at SMU (11/01/2025) at Florida St. (10/04/2025) Notre Dame (08/31/2025)
PUNTING AVG	50.3	Louisville (10/17/2025)
LONG PUNT	73	at SMU (11/01/2025)
PUNTS INSIDE 20	3	at SMU (11/01/2025)
LONG PUNT RETURN	47	at SMU (11/01/2025)



2025-26 Miami (FL) Football
Opponent Match Highs
All games

Page 1/1
as of Nov 22, 2025

Opponent - Game Highs

RUSHES	43	Syracuse (11/08/2025)
YARDS RUSHING	194	at Virginia Tech (11/22/2025)
YARDS PER RUSH	5.2	at Virginia Tech (11/22/2025)
TD RUSHES	2 2	at Virginia Tech (11/22/2025) at SMU (11/01/2025)
PASS ATTEMPTS	45 45	at SMU (11/01/2025) at Florida St. (10/04/2025)
PASS COMPLETIONS	29	at SMU (11/01/2025)
YARDS PASSING	365	at SMU (11/01/2025)
YARDS PER PASS	8.4	at Virginia Tech (11/22/2025)
TD PASSES	2 2 2	Louisville (10/17/2025) at Florida St. (10/04/2025) Notre Dame (08/31/2025)
TOTAL PLAYS	83	at Florida St. (10/04/2025)
TOTAL OFFENSE	404	at Florida St. (10/04/2025)
YARDS PER PLAY	6.5	at Virginia Tech (11/22/2025)
POINTS	26	at SMU (11/01/2025)
SACKS BY	2 2	Syracuse (11/08/2025) Bethune-Cookman (09/06/2025)
FIRST DOWNS	29	at Florida St. (10/04/2025)
PENALTIES	8	Syracuse (11/08/2025)
PENALTY YARDS	75	at Virginia Tech (11/22/2025)
TURNOVERS	3 3	Syracuse (11/08/2025) at Florida St. (10/04/2025)
PUNTS	8	NC State (11/15/2025)
PUNTING AVG	54.5	at Virginia Tech (11/22/2025)
LONG PUNT	58	at Virginia Tech (11/22/2025)
PUNTS INSIDE 20	3 3 3	Syracuse (11/08/2025) Louisville (10/17/2025) at Florida St. (10/04/2025)
LONG PUNT RETURN	16	Louisville (10/17/2025)



2025-26 Miami (FL) Football
Team Match Lows
All games

Page 1/1
as of Nov 22, 2025

Miami (FL) - Game Lows

RUSHES	24	Louisville (10/17/2025)
YARDS RUSHING	63	Louisville (10/17/2025)
YARDS PER RUSH	2.6	Louisville (10/17/2025)
TD RUSHES	0 0 0	at Virginia Tech (11/22/2025) at SMU (11/01/2025) at Florida St. (10/04/2025)
PASS ATTEMPTS	25	Syracuse (11/08/2025)
PASS COMPLETIONS	17	Florida (09/20/2025)
YARDS PASSING	160	Florida (09/20/2025)
YARDS PER PASS	5.3	Florida (09/20/2025)
TD PASSES	0 0	Louisville (10/17/2025) Florida (09/20/2025)
TOTAL PLAYS	57	Syracuse (11/08/2025)
TOTAL OFFENSE	334	Louisville (10/17/2025)
YARDS PER PLAY	4.5	Florida (09/20/2025)
POINTS	20	at SMU (11/01/2025)
SACKS BY	1 1 1	NC State (11/15/2025) Louisville (10/17/2025) Bethune-Cookman (09/06/2025)
FIRST DOWNS	14	at Florida St. (10/04/2025)
PENALTIES	4	Bethune-Cookman (09/06/2025)
PENALTY YARDS	30 30	Stanford (10/25/2025) Florida (09/20/2025)
INTERCEPTIONS BY	0 0 0 0	at Virginia Tech (11/22/2025) at SMU (11/01/2025) Louisville (10/17/2025) Florida (09/20/2025)
PUNTS	0	Bethune-Cookman (09/06/2025)
PUNTING AVG	0.0	Bethune-Cookman (09/06/2025)
LONG PUNT	0	Bethune-Cookman (09/06/2025)
PUNTS INSIDE 20	0 0	Bethune-Cookman (09/06/2025) Notre Dame (08/31/2025)
LONG PUNT RETURN	0 0	Louisville (10/17/2025) at Florida St. (10/04/2025)



2025-26 Miami (FL) Football
Opponent Match Lows
All games

Page 1/1
as of Nov 22, 2025

Opponent - Game Lows

RUSHES	20	NC State (11/15/2025)
YARDS RUSHING	23	NC State (11/15/2025)
	23	at SMU (11/01/2025)
YARDS PER RUSH	0.9	at SMU (11/01/2025)
TD RUSHES	0	Syracuse (11/08/2025)
	0	Stanford (10/25/2025)
	0	at Florida St. (10/04/2025)
	0	South Fla. (09/13/2025)
	0	Bethune-Cookman (09/06/2025)
PASS ATTEMPTS	18	Bethune-Cookman (09/06/2025)
PASS COMPLETIONS	12	Stanford (10/25/2025)
	12	Florida (09/20/2025)
YARDS PASSING	61	Florida (09/20/2025)
YARDS PER PASS	2.7	Florida (09/20/2025)
TD PASSES	0	at Virginia Tech (11/22/2025)
	0	NC State (11/15/2025)
	0	Florida (09/20/2025)
	0	Bethune-Cookman (09/06/2025)
TOTAL PLAYS	50	NC State (11/15/2025)
TOTAL OFFENSE	141	Florida (09/20/2025)
YARDS PER PLAY	2.7	Florida (09/20/2025)
POINTS	3	Bethune-Cookman (09/06/2025)
SACKS BY	0	at Virginia Tech (11/22/2025)
	0	at SMU (11/01/2025)
	0	Stanford (10/25/2025)
	0	Louisville (10/17/2025)
FIRST DOWNS	7	Florida (09/20/2025)
PENALTIES	2	Stanford (10/25/2025)
	2	South Fla. (09/13/2025)
	2	Bethune-Cookman (09/06/2025)
PENALTY YARDS	10	Stanford (10/25/2025)
INTERCEPTIONS BY	0	at Virginia Tech (11/22/2025)
	0	NC State (11/15/2025)
	0	Syracuse (11/08/2025)
	0	Stanford (10/25/2025)
	0	at Florida St. (10/04/2025)
	0	Bethune-Cookman (09/06/2025)
	0	Notre Dame (08/31/2025)
PUNTS	2	at Virginia Tech (11/22/2025)
PUNTING AVG	38.5	Louisville (10/17/2025)
LONG PUNT	47	Louisville (10/17/2025)
PUNTS INSIDE 20	0	Stanford (10/25/2025)
	0	Florida (09/20/2025)
LONG PUNT RETURN	0	NC State (11/15/2025)
	0	at SMU (11/01/2025)
	0	Stanford (10/25/2025)
	0	at Florida St. (10/04/2025)
	0	Florida (09/20/2025)
	0	South Fla. (09/13/2025)
	0	Bethune-Cookman (09/06/2025)



2025-26 Miami (FL) Football
Individual Game Highs
All games

Page 1/1
as of Nov 22, 2025

Miami (FL) - Individual Game Highs

RUSHES	24	Mark Fletcher Jr. vs Florida (09/20/2025)
YARDS RUSHING	120	Mark Fletcher Jr. vs South Fla. (09/13/2025)
TD RUSHES	3	Mark Fletcher Jr. vs Stanford (10/25/2025)
LONG RUSH	38	Mark Fletcher Jr. vs South Fla. (09/13/2025)
PASS ATTEMPTS	38	Carson Beck at SMU (11/01/2025)
PASS COMPLETIONS	27	Carson Beck at Virginia Tech (11/22/2025)
YARDS PASSING	340	Carson Beck vs South Fla. (09/13/2025)
TD PASSES	4	Carson Beck at Virginia Tech (11/22/2025)
	4	Carson Beck at Florida St. (10/04/2025)
LONG PASS	61	Carson Beck vs Syracuse (11/08/2025)
	61	Carson Beck vs Louisville (10/17/2025)
RECEPTIONS	12	Malachi Toney at Virginia Tech (11/22/2025)
YARDS RECEIVING	146	Malachi Toney at Virginia Tech (11/22/2025)
TD RECEPTIONS	2	Malachi Toney vs NC State (11/15/2025)
	2	CJ Daniels at Florida St. (10/04/2025)
	2	Malachi Toney at Florida St. (10/04/2025)
	2	Joshua Moore vs South Fla. (09/13/2025)
	2	CJ Daniels vs Bethune-Cookman (09/06/2025)
LONG RECEPTION	61	Keelan Marion vs Syracuse (11/08/2025)
	61	Malachi Toney vs Louisville (10/17/2025)
PUNTS	5	Dylan Joyce vs Syracuse (11/08/2025)
	5	Dylan Joyce at SMU (11/01/2025)
	5	Dylan Joyce at Florida St. (10/04/2025)
	5	Dylan Joyce vs Notre Dame (08/31/2025)
PUNTING AVG	50.3	Dylan Joyce vs Louisville (10/17/2025)
LONG PUNT	73	Dylan Joyce at SMU (11/01/2025)
PUNTS INSIDE 20	3	Dylan Joyce at SMU (11/01/2025)
LONG PUNT RETURN	47	Malachi Toney at SMU (11/01/2025)
LONG KICKOFF RETURN	32	Keelan Marion vs Notre Dame (08/31/2025)
TACKLES	11	Keionte Scott at Florida St. (10/04/2025)
SACKS	2	Ahmad Moten at Virginia Tech (11/22/2025)
TACKLES FOR LOSS	3.5	Akheem Mesidor vs Syracuse (11/08/2025)



2025-26 Miami (FL) Football
Opponent Individual Match Highs
All games

Page 1/1
as of Nov 22, 2025

Opponent - Individual Game Highs

RUSHES	19	Cole Tabb vs Stanford (10/25/2025)
YARDS RUSHING	113	Isaac Brown vs Louisville (10/17/2025)
TD RUSHES	1	William Watson III at Virginia Tech (11/22/2025)
	1	Jeffrey Overton at Virginia Tech (11/22/2025)
	1	CJ Bailey vs NC State (11/15/2025)
	1	Kevin Jennings at SMU (11/01/2025)
	1	T.J. Harden at SMU (11/01/2025)
	1	Miller Moss vs Louisville (10/17/2025)
	1	Jadan Baugh vs Florida (09/20/2025)
	1	CJ Carr vs Notre Dame (08/31/2025)
LONG RUSH	38	Jeffrey Overton at Virginia Tech (11/22/2025)
PASS ATTEMPTS	45	Tommy Castellanos at Florida St. (10/04/2025)
PASS COMPLETIONS	29	Kevin Jennings at SMU (11/01/2025)
YARDS PASSING	365	Kevin Jennings at SMU (11/01/2025)
TD PASSES	2	Miller Moss vs Louisville (10/17/2025)
	2	Tommy Castellanos at Florida St. (10/04/2025)
	2	CJ Carr vs Notre Dame (08/31/2025)
LONG PASS	65	CJ Carr vs Notre Dame (08/31/2025)
RECEPTIONS	11	Jordan Hudson at SMU (11/01/2025)
YARDS RECEIVING	136	Jordan Hudson at SMU (11/01/2025)
	136	Chris Bell vs Louisville (10/17/2025)
TD RECEPTIONS	2	Chris Bell vs Louisville (10/17/2025)
LONG RECEPTION	65	Eli Raridon vs Notre Dame (08/31/2025)
FIELD GOALS	2	Sam Keltner at SMU (11/01/2025)
	2	Jake Weinberg at Florida St. (10/04/2025)
	2	Nico Gramatica vs South Fla. (09/13/2025)
LONG FIELD GOALS	48	Cooper Ranvier vs Louisville (10/17/2025)
PUNTS	8	Caden Noonkester vs NC State (11/15/2025)
PUNTING AVG	54.5	Nick Veltsistas at Virginia Tech (11/22/2025)
LONG PUNT	58	Nick Veltsistas at Virginia Tech (11/22/2025)
PUNTS INSIDE 20	3	Jack Stonehouse vs Syracuse (11/08/2025)
	3	Mac Chiumento at Florida St. (10/04/2025)
LONG PUNT RETURN	16	Caullin Lacy vs Louisville (10/17/2025)
LONG KICKOFF RETURN	40	Link Rhodes at SMU (11/01/2025)
TACKLES	15	Ahmaad Moses at SMU (11/01/2025)
SACKS	1	Chase Bond vs NC State (11/15/2025)
	1	Anwar Sparrow vs Syracuse (11/08/2025)
	1	Gary Bryant III vs Syracuse (11/08/2025)
	1	Blake Nichelson at Florida St. (10/04/2025)
	1	Jayden Woods vs Florida (09/20/2025)
	1	Mac Harris vs South Fla. (09/13/2025)
	1	Stephen Sparrow Jr. vs Bethune-Cookman (09/06/2025)
	1	Keyon Clark vs Bethune-Cookman (09/06/2025)
	1	Boubacar Traore vs Notre Dame (08/31/2025)
TACKLES FOR LOSS	2.5	Kaleb Spencer at Virginia Tech (11/22/2025)
INTERCEPTIONS	2	Ahmaad Moses at SMU (11/01/2025)



2025-26 Miami (FL) Football Individual Statistics All games

Page 1/4
as of Nov 22, 2025

Rushing

Player	gp	att	gain	loss	net	avg	td	lg	avg/g
Mark Fletcher Jr.	9	131	665	10	655	5.0	9	38	72.8
CharMar Brown	11	92	379	6	373	4.1	5	23	33.9
Girard Pringle Jr.	6	48	282	2	280	5.8	4	30	46.7
Jordan Lyle	6	35	110	2	108	3.1	1	17	18.0
Chris Wheatley-Humphrey	6	22	117	9	108	4.9	0	19	18.0
Malachi Toney	11	12	70	11	59	4.9	1	13	5.4
Carson Beck	11	33	101	45	56	1.7	1	11	5.1
Keelan Marion	11	3	35	6	29	9.7	0	22	2.6
Emory Williams	5	4	20	1	19	4.8	0	10	3.8
Elija Lofton	11	2	7	0	7	3.5	0	4	0.6
Francis Mauigoa	11	1	3	0	3	3.0	1	3	0.3
Dylan Joyce	11	0	0	2	-2	0.0	0	0	-0.2
Team	11	8	0	35	-35	-4.4	0	0	-3.2
Total	11	391	1789	129	1660	4.2	22	38	150.9
Opponents	11	338	1356	344	1012	3.0	8	38	92.0

Punt Returns

Player	no.	yds	avg	td	lg
Malachi Toney	12	182	15.2	0	47
Ray Ray Joseph	1	9	9.0	0	9
Total	13	191	14.7	0	47
Opponents	9	44	4.9	0	16

Interceptions

Player	no.	yds	avg	td	lg
Jakobe Thomas	4	70	17.5	1	60
Bryce Fitzgerald	3	43	14.3	0	43
Keionte Scott	1	38	38.0	1	38
Wesley Bissainthe	1	32	32.0	0	32
Rueben Bain Jr.	1	12	12.0	0	12
Xavier Lucas	1	0	0.0	0	0
Total	11	195	17.7	2	60
Opponents	9	47	5.2	0	27

Passing

Player	gp	effic	comp-att-int	pct	yds	td	lg	avg/g
Carson Beck	11	164.2	240-323-9	74.3	2805	22	61	255.0
Emory Williams	5	137.4	13-19-0	68.4	156	0	25	31.2
Malachi Toney	11	310.8	3-4-0	75.0	73	1	44	6.6
Luke Nickel	1	0.0	0-1-0	0.0	0	0	0	0.0
Total	11	163.9	256-347-9	73.8	3034	23	61	275.8
Opponents	11	112.6	204-347-11	58.8	2092	10	65	190.2

Kick Returns

Player	no.	yds	avg	td	lg
Keelan Marion	8	190	23.8	0	32
Keionte Scott	2	30	15.0	0	29
Chris Wheatley-Humphrey	1	19	19.0	0	19
Total	11	239	21.7	0	32
Opponents	6	119	19.8	0	40

Receiving

Player	gp	no.	yds	avg	td	lg	avg/g
Malachi Toney	11	71	844	11.9	6	61	76.7
Keelan Marion	11	39	544	13.9	1	61	49.5
CJ Daniels	8	33	351	10.6	6	47	43.9
Elija Lofton	11	20	186	9.3	2	29	16.9
CharMar Brown	11	15	106	7.1	1	22	9.6
Mark Fletcher Jr.	9	14	107	7.6	1	20	11.9
Joshua Moore	10	14	194	13.9	2	39	19.4
Alex Bauman	11	10	68	6.8	1	14	6.2
Joshisa Trader	7	10	158	15.8	1	44	22.6
Tony Johnson	8	7	162	23.1	0	51	20.3
Daylyn Upshaw	6	6	94	15.7	0	41	15.7
Girard Pringle Jr.	6	4	53	13.3	0	19	8.8
Ny Carr	2	3	45	15.0	0	25	22.5
Jordan Lyle	6	3	22	7.3	0	9	3.7
Ray Ray Joseph	3	2	25	12.5	0	18	8.3
Brock Schott	2	2	24	12.0	0	14	12.0
Luka Gilbert	8	2	37	18.5	0	20	4.6
Carson Beck	11	1	14	14.0	2	14	1.3
Total	11	256	3034	11.9	23	61	275.8
Opponents	11	204	2092	10.3	10	65	190.2

Fumbles Recovered

Player	no.	yds	avg	td	lg
Zechariah Poyser	2	31	15.5	0	18
Seuseu Alofaituli	0	5	0.0	0	5
Jakobe Thomas	2	0	0.0	0	0
Chase Smith	2	0	0.0	0	0
Keionte Scott	2	0	0.0	0	0
Total	8	36	4.5	0	18
Opponents	1	0	0.0	0	0



2025-26 Miami (FL) Football
Individual Statistics
All games

Page 2/4
as of Nov 22, 2025

Scoring

Player	td	fg	PAT						pts
			kick	rush	rcv	pass	dxp	saf	
Carter Davis	-	13-15	37-37	-	-	-	-	-	76
Mark Fletcher Jr.	10	-	-	-	-	-	-	-	60
Malachi Toney	7	-	-	-	-	1	-	-	42
CJ Daniels	6	-	-	-	1	-	-	-	38
CharMar Brown	6	-	-	-	-	-	-	-	36
Girard Pringle Jr.	4	-	-	-	-	-	-	-	24
Carson Beck	3	-	-	-	-	-	-	-	18
Elija Lofton	2	-	-	-	-	-	-	-	12
Joshua Moore	2	-	-	-	-	-	-	-	12
Bert Auburn	-	1-1	7-7	-	-	-	-	-	10
Keelan Marion	1	-	-	-	-	-	-	-	6
Jakobe Thomas	1	-	-	-	-	-	-	-	6
Keionte Scott	1	-	-	-	-	-	-	-	6
Alex Bauman	1	-	-	-	-	-	-	-	6
Francis Mauigoa	1	-	-	-	-	-	-	-	6
Joshisa Trader	1	-	-	-	-	-	-	-	6
Jordan Lyle	1	-	-	-	-	-	-	-	6
Will Rocha	-	-	1-1	-	-	-	-	-	1
Total	47	14-16	45-45	0	1	1	0	0	371
Opponents	18	11-12	14-14	1	1	1	0	0	159

Total Offense

Player	g	plays	rush	pass	total	avg/g
Carson Beck	11	356	56	2805	2861	260.1
Mark Fletcher Jr.	9	131	655	0	655	72.8
CharMar Brown	11	92	373	0	373	33.9
Girard Pringle Jr.	6	48	280	0	280	46.7
Emory Williams	5	23	19	156	175	35.0
Malachi Toney	11	16	59	73	132	12.0
Jordan Lyle	6	35	108	0	108	18.0
Chris Wheatley-Humphrey	6	22	108	0	108	18.0
Keelan Marion	11	3	29	0	29	2.6
Elija Lofton	11	2	7	0	7	0.6
Francis Mauigoa	11	1	3	0	3	0.3
Dylan Joyce	11	0	-2	0	-2	-0.2
Team	11	0	-35	0	-35	-3.2
Total	11	738	1660	3034	4694	426.7
Opponents	11	685	1012	2092	3104	282.2

Punting

Player	no.	yds	avg	lg	tb	fc	i20	50+	blk
Dylan Joyce	35	1561	44.6	73	5	14	15	9	0
Total	35	1561	44.6	73	5	14	15	9	0
Opponents	55	2477	45.0	58	4	20	18	17	0

Field Goals

Player	fg	pct.	01-19	20-29	30-39	40-49	50-99	lg	blk
Carter Davis	13-15	86.7	0-0	3-3	4-4	5-7	1-1	53	0
Bert Auburn	1-1	100.0	0-0	0-0	1-1	0-0	0-0	31	0
Opponents	11-12	91.7	0-0	2-2	6-6	3-4	0-0	48	0

Kickoffs

Player	no.	yds	avg	tb	ob	retn	net	ydl
Carter Davis	69	4455	64.6	61	0			
Bert Auburn	3	195	65.0	3	0			
Total	72	4650	64.6	64	0	6	40	24
Opponents	35	2238	63.9	24	0	11	40	25

FG Sequence

Team Name	Miami (FL)	Opponents
Notre Dame	(38),(47)	(39)
Bethune-Cookman	(31)	(32)
South Fla.		(45),(28)
Florida	(53),(28)	
Florida St.		(23),(35)
Louisville	(27),(41)	(48)
Stanford	44	
SMU	(22),(45)	,(43),42,(38)
Syracuse	(36)	(38)
NC State	(31),(38),42	
Virginia Tech	(46),(40)	(30)

Numbers in (parentheses) indicate field goal was made



2025-26 Miami (FL) Football
Individual Statistics
All games

Page 3/4
as of Nov 22, 2025

All Purpose

Player	g	rush	rcv	pr	kr	ir	total	avg/g
Malachi Toney	11	59	844	182	0	0	1085	98.6
Keelan Marion	11	29	544	0	190	0	763	69.4
Mark Fletcher Jr.	9	655	107	0	0	0	762	84.7
CharMar Brown	11	373	106	0	0	0	479	43.5
CJ Daniels	8	0	351	0	0	0	351	43.9
Girard Pringle Jr.	6	280	53	0	0	0	333	55.5
Joshua Moore	10	0	194	0	0	0	194	19.4
Elija Lofton	11	7	186	0	0	0	193	17.5
Tony Johnson	8	0	162	0	0	0	162	20.3
Joshisa Trader	7	0	158	0	0	0	158	22.6
Jordan Lyle	6	108	22	0	0	0	130	21.7
Chris Wheatley-Humphrey	6	108	0	0	19	0	127	21.2
Daylyn Upshaw	6	0	94	0	0	0	94	15.7
Carson Beck	11	56	14	0	0	0	70	6.4
Jakobe Thomas	11	0	0	0	0	70	70	6.4
Keionte Scott	10	0	0	0	30	38	68	6.8
Alex Bauman	11	0	68	0	0	0	68	6.2
Ny Carr	2	0	45	0	0	0	45	22.5
Bryce Fitzgerald	11	0	0	0	0	43	43	3.9
Luka Gilbert	8	0	37	0	0	0	37	4.6
Ray Ray Joseph	3	0	25	9	0	0	34	11.3
Wesley Bissainthe	11	0	0	0	0	32	32	2.9
Brock Schott	2	0	24	0	0	0	24	12.0
Emory Williams	5	19	0	0	0	0	19	3.8
Rueben Bain Jr.	11	0	0	0	0	12	12	1.1
Francis Mauigoa	11	3	0	0	0	0	3	0.3
Dylan Joyce	11	-2	0	0	0	0	-2	-0.2
Team	11	-35	0	0	0	0	-35	-3.2
Total	11	1660	3034	191	239	195	5319	483.5
Opponents	11	1012	2092	44	119	47	3314	301.3



2025-26 Miami (FL) Football
Individual Statistics
All games

Page 4/4
as of Nov 22, 2025



2025-26 Miami (FL) Football Combined Team Statistics All games

Page 1/3
as of Nov 22, 2025

Team Results

Date	Opponent		Score	Att.
08/31/2025	Notre Dame	W	27-24	66793
09/06/2025	Bethune-Cookman	W	45-3	60617
09/13/2025	South Fla.	W	49-12	66591
09/20/2025	Florida	W	26-7	66713
* 10/04/2025	at Florida St.	W	28-22	67277
* 10/17/2025	Louisville	L	21-24	66573
* 10/25/2025	Stanford	W	42-7	63892
* 11/01/2025	at SMU	Lot1	20-26	35074
* 11/08/2025	Syracuse	W	38-10	60337
* 11/15/2025	NC State	W	41-7	59157
* 11/22/2025	at Virginia Tech	W	34-17	65632

Rushing

Player	gp	att	gain	loss	net	avg	td	lg	avg/g
Mark Fletcher Jr.	9	131	665	10	655	5.0	9	38	72.8
CharMar Brown	11	92	379	6	373	4.1	5	23	33.9
Girard Pringle Jr.	6	48	282	2	280	5.8	4	30	46.7
Jordan Lyle	6	35	110	2	108	3.1	1	17	18.0
Chris Wheatley-Humphrey	6	22	117	9	108	4.9	0	19	18.0
Malachi Toney	11	12	70	11	59	4.9	1	13	5.4
Carson Beck	11	33	101	45	56	1.7	1	11	5.1
Keelan Marion	11	3	35	6	29	9.7	0	22	2.6
Emory Williams	5	4	20	1	19	4.8	0	10	3.8
Elija Lofton	11	2	7	0	7	3.5	0	4	0.6
Francis Mauigoa	11	1	3	0	3	3.0	1	3	0.3
Dylan Joyce	11	0	0	2	-2	0.0	0	0	-0.2
Team	11	8	0	35	-35	-4.4	0	0	-3.2
Total	11	391	1789	129	1660	4.2	22	38	150.9
Opponents	11	338	1356	344	1012	3.0	8	38	92.0

Passing

Player	gp	effic	comp-att-int	pct	yds	td	lg	avg/g
Carson Beck	11	164.2	240-323-9	74.3	2805	22	61	255.0
Emory Williams	5	137.4	13-19-0	68.4	156	0	25	31.2
Malachi Toney	11	310.8	3-4-0	75.0	73	1	44	6.6
Luke Nickel	1	0.0	0-1-0	0.0	0	0	0	0.0
Total	11	163.9	256-347-9	73.8	3034	23	61	275.8
Opponents	11	112.6	204-347-11	58.8	2092	10	65	190.2

Receiving

Player	gp	no.	yds	avg	td	lg	avg/g
Malachi Toney	11	71	844	11.9	6	61	76.7
Keelan Marion	11	39	544	13.9	1	61	49.5
CJ Daniels	8	33	351	10.6	6	47	43.9
Elija Lofton	11	20	186	9.3	2	29	16.9
CharMar Brown	11	15	106	7.1	1	22	9.6
Mark Fletcher Jr.	9	14	107	7.6	1	20	11.9
Joshua Moore	10	14	194	13.9	2	39	19.4
Alex Bauman	11	10	68	6.8	1	14	6.2
Joshisa Trader	7	10	158	15.8	1	44	22.6
Tony Johnson	8	7	162	23.1	0	51	20.3
Daylyn Upshaw	6	6	94	15.7	0	41	15.7
Girard Pringle Jr.	6	4	53	13.3	0	19	8.8
Ny Carr	2	3	45	15.0	0	25	22.5
Jordan Lyle	6	3	22	7.3	0	9	3.7
Ray Ray Joseph	3	2	25	12.5	0	18	8.3
Brock Schott	2	2	24	12.0	0	14	12.0
Luka Gilbert	8	2	37	18.5	0	20	4.6
Carson Beck	11	1	14	14.0	2	14	1.3
Total	11	256	3034	11.9	23	61	275.8
Opponents	11	204	2092	10.3	10	65	190.2

Game Records

Record	Overall	Home	Away	Neutral
ALL GAMES	9-2	7-1	2-1	0-0
CONFERENCE	5-2	3-1	2-1	0-0
NON-CONFERENCE	4-0	4-0	0-0	0-0

Team Statistics

	UM	OPP
First Downs	247	181
Rushing	98	70
Passing	136	91
Penalty	13	20
Rushing Yardage	1660	1012
Rushing attempts	391	338
Average per rush	4.2	3.0
Average per game	150.9	92.0
TDs Rushing	22	8
Passing Yardage	3034	2092
Comp-Att-Int	256-347-9	204-347-11
Average per pass	8.7	6.0
Average per catch	11.9	10.3
Average per game	275.8	190.2
TDs Passing	23	10
Total offense	4694	3104
Average per play	6.4	4.5
Average per game	426.7	282.2
Kick returns: #-Yards	11-239	6-119
Punt returns: #-Yards	13-191	9-44
Int returns: #-Yards	11-195	9-47
Fumbles-Lost	5-1	13-8
Penalties-Yards	86-724	48-399
Punts-Avg	35-44.6	55-45.0
Time of possession / game	33:31	26:29
3rd-down conversion	62/134	43/144
4th-down conversion	12/19	11/23
PAT-attempts	(45-45) 100%	(14-14) 100%
2-point conversion-attempts	(1-2) 50%	(2-3) 67%

Interceptions

Player	no.	yds	avg	td	lg
Jakobe Thomas	4	70	17.5	1	60
Bryce Fitzgerald	3	43	14.3	0	43
Keionte Scott	1	38	38.0	1	38
Wesley Bissainthe	1	32	32.0	0	32
Rueben Bain Jr.	1	12	12.0	0	12
Xavier Lucas	1	0	0.0	0	0
Total	11	195	17.7	2	60
Opponents	9	47	5.2	0	27



2025-26 Miami (FL) Football Combined Team Statistics All games

Page 2/3
as of Nov 22, 2025

Field Goals

Player	fg	pct.	01-19	20-29	30-39	40-49	50-99	lg	blk
Carter Davis	13-15	86.7	0-0	3-3	4-4	5-7	1-1	53	0
Bert Auburn	1-1	100.0	0-0	0-0	1-1	0-0	0-0	31	0
Opponents	11-12	91.7	0-0	2-2	6-6	3-4	0-0	48	0

Scoring

Player	td	fg	PAT					dxp	saf	pts
			kick	rush	rcv	pass				
Carter Davis	-	13-15	37-37	-	-	-	-	-	-	76
Mark Fletcher Jr.	10	-	-	-	-	-	-	-	-	60
Malachi Toney	7	-	-	-	-	1	-	-	-	42
CJ Daniels	6	-	-	-	1	-	-	-	-	38
CharMar Brown	6	-	-	-	-	-	-	-	-	36
Girard Pringle Jr.	4	-	-	-	-	-	-	-	-	24
Carson Beck	3	-	-	-	-	-	-	-	-	18
Elija Lofton	2	-	-	-	-	-	-	-	-	12
Joshua Moore	2	-	-	-	-	-	-	-	-	12
Bert Auburn	-	1-1	7-7	-	-	-	-	-	-	10
Keelan Marion	1	-	-	-	-	-	-	-	-	6
Jakobe Thomas	1	-	-	-	-	-	-	-	-	6
Keionte Scott	1	-	-	-	-	-	-	-	-	6
Alex Bauman	1	-	-	-	-	-	-	-	-	6
Francis Mauigoa	1	-	-	-	-	-	-	-	-	6
Joshisa Trader	1	-	-	-	-	-	-	-	-	6
Jordan Lyle	1	-	-	-	-	-	-	-	-	6
Will Rocha	-	-	1-1	-	-	-	-	-	-	1
Total	47	14-16	45-45	0	1	1	0	0	0	371
Opponents	18	11-12	14-14	1	1	1	0	0	0	159

Score by Periods

Team	1st	2nd	3rd	4th	OT	TOT
Miami (FL)	73	109	100	89	0	371
Opponents	30	20	30	73	6	159

Punting

Player	no.	yds	avg	lg	tb	fc	i20	50+	blk
Dylan Joyce	35	1561	44.6	73	5	14	15	9	0
Total	35	1561	44.6	73	5	14	15	9	0
Opponents	55	2477	45.0	58	4	20	18	17	0

Punt Returns

Player	no.	yds	avg	td	lg
Malachi Toney	12	182	15.2	0	47
Ray Ray Joseph	1	9	9.0	0	9
Total	13	191	14.7	0	47
Opponents	9	44	4.9	0	16

Kick Returns

Player	no.	yds	avg	td	lg
Keelan Marion	8	190	23.8	0	32
Keionte Scott	2	30	15.0	0	29
Chris Wheatley-Humphrey	1	19	19.0	0	19
Total	11	239	21.7	0	32
Opponents	6	119	19.8	0	40

All Purpose

Player	g	rush	rcv	pr	kr	ir	total	avg/g
Malachi Toney	11	59	844	182	0	0	1085	98.6
Keelan Marion	11	29	544	0	190	0	763	69.4
Mark Fletcher Jr.	9	655	107	0	0	0	762	84.7
CharMar Brown	11	373	106	0	0	0	479	43.5
CJ Daniels	8	0	351	0	0	0	351	43.9
Girard Pringle Jr.	6	280	53	0	0	0	333	55.5
Joshua Moore	10	0	194	0	0	0	194	19.4
Elija Lofton	11	7	186	0	0	0	193	17.5
Tony Johnson	8	0	162	0	0	0	162	20.3
Joshisa Trader	7	0	158	0	0	0	158	22.6
Jordan Lyle	6	108	22	0	0	0	130	21.7
Chris Wheatley-Humphrey	6	108	0	0	19	0	127	21.2
Daylyn Upshaw	6	0	94	0	0	0	94	15.7
Carson Beck	11	56	14	0	0	0	70	6.4
Jakobe Thomas	11	0	0	0	0	70	70	6.4
Keionte Scott	10	0	0	0	30	38	68	6.8
Alex Bauman	11	0	68	0	0	0	68	6.2
Ny Carr	2	0	45	0	0	0	45	22.5
Bryce Fitzgerald	11	0	0	0	0	43	43	3.9
Luka Gilbert	8	0	37	0	0	0	37	4.6
Ray Ray Joseph	3	0	25	9	0	0	34	11.3
Wesley Bissainthe	11	0	0	0	0	32	32	2.9
Brock Schott	2	0	24	0	0	0	24	12.0
Emory Williams	5	19	0	0	0	0	19	3.8
Rueben Bain Jr.	11	0	0	0	0	12	12	1.1
Francis Mauigoa	11	3	0	0	0	0	3	0.3
Dylan Joyce	11	-2	0	0	0	0	-2	-0.2
Total	11	1660	3034	191	239	195	5319	483.5
Opponents	11	1012	2092	44	119	47	3314	301.3

Total Offense

Player	g	plays	rush	pass	total	avg/g
Carson Beck	11	356	56	2805	2861	260.1
Mark Fletcher Jr.	9	131	655	0	655	72.8
CharMar Brown	11	92	373	0	373	33.9
Girard Pringle Jr.	6	48	280	0	280	46.7
Emory Williams	5	23	19	156	175	35.0
Malachi Toney	11	16	59	73	132	12.0
Jordan Lyle	6	35	108	0	108	18.0
Chris Wheatley-Humphrey	6	22	108	0	108	18.0
Keelan Marion	11	3	29	0	29	2.6
Elija Lofton	11	2	7	0	7	0.6
Francis Mauigoa	11	1	3	0	3	0.3
Dylan Joyce	11	0	-2	0	-2	-0.2
Total	11	738	1660	3034	4694	426.7
Opponents	11	685	1012	2092	3104	282.2



2025-26 Miami (FL) Football
Combined Team Statistics
All games

Page 3/3
as of Nov 22, 2025

Team Defense

##	Player	gp	Tackles				Sacks		Pass defense			Fumbles		blkd	
			ua	a	tot	tfl/yds	no-yds		int-yds	brup	qbh	fr-yds	ff	kick	saf
1	Mohamed Toure	11	22	30	52	2-10	1-9		.	3
3	Akheem Mesidor	10	25	19	44	12-67	7-52		.	.	4	.	4	.	.
8	Jakobe Thomas	11	29	15	44	3.5-30	3-29		4-70	4	.	2-0	2	.	.
0	Keionte Scott	10	30	14	44	10-37	3-21		1-38	5	6	2-0	1	.	.
7	Zechariah Poyser	11	24	18	42	2-11	1-8		.	6	1	2-31	1	.	.
31	Wesley Bissainthe	11	21	19	40	1.5-4	.		1-32	.	1	.	1	.	.
10	Raul Aguirre, Jr.	11	17	15	32	2-3	.		.	1
4	Rueben Bain Jr.	11	15	17	32	6-30	3-22		1-12	1	4	.	1	.	.
6	Xavier Lucas	11	20	11	31	2-16	1-14		1-0	6	1
11	David Blay	9	9	16	25	2.5-5	.		.	1	1
41	Chase Smith	11	12	12	24	.	.		.	2	1	2-0	.	.	.
99	Ahmad Moten	9	15	6	21	6-34	3-26		.	.	3
2	Damari Brown	11	14	7	21	.	.		.	1	1
12	Marquise Lightfoot	10	9	7	16	3.5-10	1.5-5		.	1	3
5	Justin Scott	10	10	4	14	5.5-20	1-10		.	1	.	.	1	.	.
18	Armondo Blount	10	5	8	13	2.5-14	2.5-14		.	1	3
13	Bryce Fitzgerald	11	9	4	13	.	.		3-43	1
24	Ethan O'Connor	11	9	3	12	3.5-13	.		.	1
23	Dylan Day	11	5	5	10	1-8	1-8		.	1
29	Romanas Frederique, Jr.	7	7	3	10	.	.		.	5
28	Isaiah Taylor	11	6	2	8	3-4	.		.	1
21	Jaylin Alderman	7	5	2	7	.	.		.	1
22	Cameron Pruitt	10	4	2	6	0.5-0	0.5-0	
90	Daylen Russell	5	3	3	6	1-2
30	Kellen Wiley, Jr.	8	3	3	6	.	.		.	1
25	Jadais Richard	4	3	2	5	0.5-8	0.5-8	
33	Booker Pickett	7	2	3	5	1-10	1-10	
36	Nick Kelly	10	2	2	4
16	Jaboree Antoine	7	3	1	4
93	Donta Simpson, Jr.	7	1	3	4	1.5-5	.		.	.	1
46	Adam Booker	11	3	.	3
35	Herbert Scroggins III	8	.	3	3	1
9	Malik Bryant	3	1	1	2
32	Kamal Bonner	6	.	2	2
19	Charles Brantley	3	1	.	1
17	Tony Johnson	8	1	.	1
38	Carter Davis	11	1	.	1
4	Mark Fletcher Jr.	9	1	.	1
6	CharMar Brown	11	1	.	1
10	Malachi Toney	11	1	.	1
65	Seuseu Alofaituli	7	0-5	.	.	.
Totals		11	349	262	611	73-341	30-236		11-195	44	31	8-36	11	0	0
Opponents		11	386	382	768	36-108	9-51		9-47	32	6	1-0	3	0	0



2025-26 Miami (FL) Football
Games Played
All games

Page 1/2
as of Nov 22, 2025

##	Player	GP-GS	ND	BCU	USF	UF	FSU	LOU	Stan	SMU	SU	NCSU	VT
0	Keelan Marion	11/11	START	START	START	START	START	START	START	START	START	START	START
0	Keionte Scott	10/9	START	START	START	START	START	START	START	START	START	XXX	...
1	Mohamed Toure	11/11	START	START	START	START	START	START	START	START	START	START	START
1	Joshisa Trader	7/3	XXX	XXX	XXX	START	START	START	XXX
2	Damari Brown	11/4	XXX	XXX	XXX	XXX	XXX	XXX	XXX	XXX	START	START	START
2	Jordan Lyle	6/2	START	XXX	XXX	XXX	XXX	START
3	Akheem Mesidor	10/10	START	START	START	START	START	START	...	START	START	START	START
3	Joshua Moore	10/0	XXX	XXX	XXX	XXX	...	XXX	XXX	XXX	XXX	XXX	XXX
4	Mark Fletcher Jr.	9/7	XXX	START	START	START	START	START	START	START	XXX
4	Rueben Bain Jr.	11/11	START	START	START	START	START	START	START	START	START	START	START
5	Ray Ray Joseph	3/0	XXX	XXX	XXX
5	Justin Scott	10/4	XXX	XXX	XXX	XXX	...	XXX	XXX	START	START	START	START
6	Xavier Lucas	11/9	START	START	START	START	START	XXX	XXX	START	START	START	START
6	CharMar Brown	11/0	XXX	XXX	XXX	XXX	XXX	XXX	XXX	XXX	XXX	XXX	XXX
7	CJ Daniels	8/7	START	START	START	START	START	START	START	XXX
7	Zechariah Poyser	11/11	START	START	START	START	START	START	START	START	START	START	START
8	Jakobe Thomas	11/11	START	START	START	START	START	START	START	START	START	START	START
8	Emory Williams	5/0	...	XXX	XXX	XXX	...	XXX	XXX	...
9	Malik Bryant	3/0	XXX	XXX	XXX
9	Elija Lofton	11/4	START	XXX	XXX	XXX	XXX	START	XXX	START	XXX	XXX	START
10	Raul Aguirre, Jr.	11/1	XXX	XXX	XXX	XXX	XXX	XXX	XXX	XXX	START	XXX	XXX
10	Malachi Toney	11/10	START	START	XXX	START	START	START	START	START	START	START	START
11	Carson Beck	11/11	START	START	START	START	START	START	START	START	START	START	START
11	David Blay	9/9	START	START	START	START	START	START	START	START	START
12	Marquise Lightfoot	10/1	XXX	XXX	XXX	XXX	...	XXX	START	XXX	XXX	XXX	XXX
12	Ny Carr	2/0	...	XXX	XXX	...
13	Daylyn Upshaw	6/2	...	XXX	XXX	XXX	XXX	START	START
13	Bryce Fitzgerald	11/2	XXX	XXX	XXX	XXX	XXX	XXX	XXX	XXX	XXX	START	START
14	Hayden Lowe	1/0	XXX
15	Markeith Williams	0/0
15	Judd Anderson	0/0
16	Jaboree Antoine	7/0	...	XXX	XXX	XXX	XXX	XXX	XXX	XXX
16	Luke Nickel	1/0	XXX	...
17	Tony Johnson	8/1	XXX	XXX	XXX	XXX	XXX	XXX	START	XXX
17	Bobby Washington Jr.	0/0
18	Armondo Blount	10/0	XXX	...	XXX	XXX	XXX	XXX	XXX	XXX	XXX	XXX	XXX
18	Chance Robinson	1/0	...	XXX
18	Joe Borchers	0/0
18	Vinny Gonzalez	0/0
19	Charles Brantley	3/0	XXX	XXX	XXX	...
19	Brock Schott	2/0	...	XXX	XXX
20	Terrell Walden	0/0
20	Chris Ewald, Jr.	1/0	...	XXX
21	Jaylin Alderman	7/0	XXX	XXX	XXX	XXX	XXX	XXX	XXX	...
22	Cameron Pruitt	10/0	XXX	XXX	XXX	XXX	...	XXX	XXX	XXX	XXX	XXX	XXX
22	Girard Pringle Jr.	6/1	...	XXX	XXX	XXX	...	XXX	XXX	START
23	Dylan Day	11/0	XXX	XXX	XXX	XXX	XXX	XXX	XXX	XXX	XXX	XXX	XXX
24	Ethan O'Connor	11/2	XXX	XXX	XXX	XXX	XXX	XXX	START	START	XXX	XXX	XXX
25	Jadais Richard	4/0	XXX	...	XXX	XXX	XXX	...
25	Chris Wheatley-Humphrey	6/0	...	XXX	XXX	XXX	XXX	XXX	XXX
27	Ryan Mack	2/0	XXX	XXX	...
28	Isaiah Taylor	11/0	XXX	XXX	XXX	XXX	XXX	XXX	XXX	XXX	XXX	XXX	XXX
29	Romanas Frederique, Jr.	7/7	START	START	START	START	START	START	START
30	Kellen Wiley, Jr.	8/0	XXX	XXX	XXX	XXX	...	XXX	XXX	...	XXX	XXX	...
31	Wesley Bissainthe	11/10	START	START	START	START	START	START	START	START	XXX	START	START
32	Kamal Bonner	6/0	XXX	...	XXX	XXX	...	XXX	XXX	XXX
33	Booker Pickett	7/0	...	XXX	XXX	XXX	XXX	XXX	XXX	XXX	...
33	Nick Thomas	1/0	XXX	...
34	Adarius Hayes	0/0
35	Jack Gonzalez-Whitehouse	0/0



2025-26 Miami (FL) Football
Games Played
All games

Page 2/2
as of Nov 22, 2025

##	Player	GP-GS	ND	BCU	USF	UF	FSU	LOU	Stan	SMU	SU	NCSU	VT
35	Herbert Scroggins III	8/0	...	XXX	XXX	XXX	XXX	XXX	XXX	XXX	XXX
36	Nick Kelly	10/0	XXX	XXX	XXX	XXX	...	XXX	XXX	XXX	XXX	XXX	XXX
37	Amari Wallace	0/0
37	Henry Pikus	1/0	XXX	...
38	Carter Davis	11/0	XXX	XXX	XXX	XXX	XXX	XXX	XXX	XXX	XXX	XXX	XXX
39	Casey Rizzi	2/0	XXX	XXX	...
40	Briton Allen	6/0	...	XXX	XXX	XXX	XXX	XXX	...	XXX	...
40	Brennan Burton	1/0	XXX	...
41	Chase Smith	11/0	XXX	XXX	XXX	XXX	XXX	XXX	XXX	XXX	XXX	XXX	XXX
42	Artavius Jones	1/0	XXX	...
43	Tyler Rowe	0/0
43	Andrew Cohen	1/0	XXX	...
44	Cole McConathy II	2/0	XXX	XXX	...
44	Owen Ruskavich	8/0	...	XXX	XXX	XXX	XXX	XXX	XXX	XXX	XXX
45	Bert Auburn	5/0	...	XXX	XXX	XXX	...	XXX	XXX	...
45	Braylon Lamar	0/0
46	Adam Booker	11/0	XXX	XXX	XXX	XXX	XXX	XXX	XXX	XXX	XXX	XXX	XXX
46	Dylan Reiman	2/0	XXX	XXX
47	Stone Stroud	1/0	...	XXX
48	Andres Williams	1/0	XXX
52	James Brockermeyer	11/11	START	START	START	START	START	START	START	START	START	START	START
52	Jack McManus	4/0	XXX	XXX	XXX	XXX	...
54	Michael Donovan	5/0	...	XXX	XXX	XXX	...	XXX	XXX	...
54	Ezekiel Marcelin, Jr.	5/0	XXX	XXX	XXX	XXX	XXX
55	Nino Francavilla	2/0	...	XXX	XXX	...
55	Mykah Newton	1/0	...	XXX
61	Francis Mauigoa	11/11	START	START	START	START	START	START	START	START	START	START	START
62	Tommy Kinsler IV	10/0	XXX	XXX	XXX	XXX	...	XXX	XXX	XXX	XXX	XXX	XXX
63	Samson Okunlola	11/0	XXX	XXX	XXX	XXX	XXX	XXX	XXX	XXX	XXX	XXX	XXX
64	Ralph Scroggins	0/0
65	Seuseu Alofaituli	7/0	...	XXX	XXX	XXX	XXX	XXX	XXX	XXX	...
66	Max Buchanan	4/0	...	XXX	XXX	...	XXX	XXX	...
70	Markel Bell	11/11	START	START	START	START	START	START	START	START	START	START	START
71	Jaden Wilkerson	0/0
72	Demetrius Campbell	0/0
73	Anez Cooper	11/11	START	START	START	START	START	START	START	START	START	START	START
74	Yerovi Valdes	1/0	XXX
76	Ryan Rodriguez	10/0	XXX	XXX	XXX	XXX	...	XXX	XXX	XXX	XXX	XXX	XXX
77	Juan Minaya	2/0	...	XXX	XXX	...
78	Matthew McCoy	11/11	START	START	START	START	START	START	START	START	START	START	START
79	Deryc Plazz	3/0	...	XXX	XXX	XXX	...
80	Hunter Carver	1/0	XXX	...
81	Riply Luna	1/0	XXX	...
84	Jack Nickel	1/0	...	XXX
85	Jackson Carver	0/0
86	Kolby Luna	1/0	XXX	...
87	Alex Bauman	11/6	XXX	START	START	START	START	XXX	XXX	XXX	START	START	XXX
88	Luka Gilbert	8/0	...	XXX	XXX	XXX	...	XXX	XXX	...	XXX	XXX	XXX
90	Daylen Russell	5/0	...	XXX	XXX	XXX	...	XXX	XXX	...
92	Samuel Coufal	2/0	...	XXX	XXX
93	Donta Simpson, Jr.	7/0	...	XXX	XXX	XXX	XXX	XXX	XXX	XXX	...
94	Dylan Joyce	11/0	XXX	XXX	XXX	XXX	XXX	XXX	XXX	XXX	XXX	XXX	XXX
95	Cooper Ricks	1/0	XXX
96	Tucker Tevepaugh	0/0
97	Will Rocha	1/0	...	XXX
99	Ahmad Moten	9/9	START	START	START	START	START	START	START	START	START



2025-26 Miami (FL) Football
Total Tackles Game-by-Game
All games

Page 1/1
as of Nov 22, 2025

Total Tackles

Player	S-A	Total	ND	BCU	USF	UF	FSU	LOU	Stan	SMU	SU	NCSU	VT
Mohamed Toure	22-30	52	1-3	1-3	-	5-5	3-3	3-3	0-2	4-4	1-4	1-2	3-1
Keionte Scott	30-14	44	0-1	3-0	0-2	2-1	5-6	8-1	4-1	6-2	1-0	1-0	DNP
Jakobe Thomas	29-15	44	2-2	1-1	3-1	2-3	5-0	2-0	4-0	4-6	5-0	1-2	-
Akheem Mesidor	25-19	44	3-2	0-2	1-5	3-1	5-1	3-2	DNP	1-1	3-1	3-2	3-2
Zechariah Poyser	24-18	42	2-1	1-0	0-2	2-1	5-3	5-1	1-0	2-2	2-1	0-1	4-6
Wesley Bissainthe	21-19	40	2-1	1-1	1-0	3-5	5-3	3-3	0-2	2-0	1-0	1-0	2-4
Raul Aguirre, Jr.	17-15	32	5-1	1-1	1-1	1-0	0-2	1-0	2-0	1-2	3-3	2-3	0-2
Rueben Bain Jr.	15-17	32	3-3	2-1	2-4	4-3	1-3	1-0	0-1	1-1	1-0	-	0-1
Xavier Lucas	20-11	31	3-2	2-1	1-0	0-2	-	2-0	2-1	3-3	4-1	1-1	2-0
David Blay	9-16	25	1-0	1-1	0-2	0-6	0-1	2-1	2-1	0-2	3-2	DNP	DNP
Chase Smith	12-12	24	0-2	1-0	2-3	-	-	1-0	0-2	2-1	3-1	1-2	2-1
Ahmad Moten	15-6	21	2-1	2-0	1-3	-	1-0	2-1	2-1	DNP	DNP	-	5-0
Damari Brown	14-7	21	2-0	1-0	1-1	0-1	1-3	1-0	-	1-0	4-1	0-1	3-0
Marquise Lightfoot	9-7	16	-	2-2	0-1	1-1	DNP	-	2-2	2-1	-	2-0	-
Justin Scott	10-4	14	1-1	1-0	1-0	-	DNP	-	-	1-0	2-2	1-0	3-1
Bryce Fitzgerald	9-4	13	1-0	-	0-1	-	3-0	0-1	-	-	1-0	1-1	3-1
Armondo Blount	5-8	13	0-1	DNP	0-1	-	2-0	1-1	1-1	1-1	0-1	0-2	-
Ethan O'Connor	9-3	12	-	-	3-0	-	1-1	1-0	1-0	1-0	-	1-0	1-2
Romanas Frederique, Jr.	7-3	10	1-1	1-0	0-1	0-1	1-0	3-0	1-0	DNP	DNP	DNP	DNP
Dylan Day	5-5	10	0-2	0-1	2-1	-	1-0	-	-	-	1-0	1-0	0-1
Isaiah Taylor	6-2	8	-	2-0	2-0	-	-	-	1-1	-	0-1	1-0	-
Jaylin Alderman	5-2	7	-	1-0	0-1	DNP	DNP	DNP	1-1	-	2-0	1-0	DNP
Cameron Pruitt	4-2	6	1-0	0-1	-	1-0	DNP	-	-	-	0-1	-	2-0
Kellen Wiley, Jr.	3-3	6	-	3-2	0-1	-	DNP	-	-	DNP	-	-	DNP
Daylen Russell	3-3	6	DNP	2-0	0-2	DNP	DNP	DNP	1-0	DNP	0-1	-	DNP
Jadais Richard	3-2	5	DNP	DNP	-	DNP	1-0	DNP	DNP	DNP	2-2	-	DNP
Booker Pickett	2-3	5	DNP	1-0	1-1	DNP	DNP	-	-	-	-	0-2	DNP
Jaboree Antoine	3-1	4	DNP	-	1-1	DNP	DNP	DNP	-	-	2-0	-	-
Nick Kelly	2-2	4	-	-	-	-	DNP	-	-	1-0	-	1-1	0-1
Donta Simpson, Jr.	1-3	4	DNP	0-2	-	DNP	DNP	-	1-0	-	-	0-1	DNP
Adam Booker	3-0	3	-	-	1-0	-	-	1-0	-	-	-	-	1-0
Herbert Scroggins III	0-3	3	DNP	-	-	DNP	DNP	-	-	-	0-2	-	0-1
Malik Bryant	1-1	2	1-0	0-1	DNP	DNP	DNP	DNP	DNP	DNP	-	DNP	DNP
Kamal Bonner	0-2	2	-	DNP	0-1	DNP	DNP	DNP	-	DNP	-	0-1	-
Mark Fletcher Jr.	1-0	1	-	-	-	-	-	-	-	1-0	DNP	DNP	-
CharMar Brown	1-0	1	-	-	1-0	-	-	-	-	-	-	-	-
Malachi Toney	1-0	1	-	-	-	-	-	1-0	-	-	-	-	-
Tony Johnson	1-0	1	-	-	1-0	-	-	-	-	-	DNP	DNP	DNP
Charles Brantley	1-0	1	DNP	DNP	-	DNP	DNP	DNP	-	DNP	DNP	1-0	DNP
Carter Davis	1-0	1	-	-	-	-	-	-	-	1-0	-	-	-



2025-26 Miami (FL) Football
Rushing/Receiving Game-by-Game
All games

Page 1/1
as of Nov 22, 2025

Rushing

Player	No-Yds/TD	ND	BCU	USF	UF	FSU	LOU	Stan	SMU	SU	NCSU	VT
Mark Fletcher Jr.	131-655/9	15-66/0	11-86/2	16-120/2	24-116/1	12-40/0	8-18/1	23-106/3	16-84/0	DNP	DNP	6-19/0
CharMar Brown	92-373/5	15-69/1	7-35/1	9-22/0	18-80/2	8-19/0	3-9/0	5-9/0	9-37/0	8-39/0	8-45/1	2-9/0
Girard Pringle Jr.	48-280/4	DNP	2-36/1	5-12/1	DNP	DNP	DNP	3-12/1	DNP	7-55/1	17-116/0	14-49/0
Jordan Lyle	35-108/1	5-11/0	DNP	DNP	DNP	7-18/0	5-15/0	4-24/1	7-23/0	7-17/0	DNP	DNP
Carson Beck	33-56/1	2--2/0	-	6-28/1	2--7/0	3--1/0	5-8/0	1-8/0	5-17/0	4--6/0	3-2/0	2-9/0
Chris Wheatley-Humphrey	22-108/0	DNP	7-33/0	DNP	DNP	DNP	DNP	7-27/0	-	1-3/0	7-45/0	-
Malachi Toney	12-59/1	-	-	-	-	-	2-14/1	1-13/0	2--1/0	3-14/0	1-3/0	3-16/0
Emory Williams	4-19/0	DNP	3-9/0	1-10/0	DNP	DNP	DNP	-	DNP	-	-	DNP
Keelan Marion	3-29/0	-	-	1-13/0	-	1-22/0	-	-	-	-	-	1--6/0
Elija Lofton	2-7/0	-	-	-	-	-	-	-	-	-	1-3/0	1-4/0
Francis Mauigoa	1-3/1	-	-	-	-	-	-	-	-	1-3/1	-	-

Receiving

Player	No-Yds/TD	ND	BCU	USF	UF	FSU	LOU	Stan	SMU	SU	NCSU	VT
Malachi Toney	71-844/6	6-82/1	6-80/0	6-66/0	4-40/0	7-107/2	9-135/0	5-52/0	9-70/0	2-12/0	5-54/2	12-146/1
Keelan Marion	39-544/1	3-29/0	1-7/0	6-81/0	1-8/0	-	5-33/0	2-18/0	5-77/0	3-116/1	7-96/0	6-79/0
CJ Daniels	33-351/6	5-46/1	5-73/2	4-56/0	4-16/0	5-78/2	7-74/0	3-8/1	DNP	DNP	DNP	-
Elija Lofton	20-186/2	1-15/0	3-21/0	-	4-43/0	3-21/0	1-4/0	2-7/0	2-14/0	1-10/0	1-29/1	2-22/1
CharMar Brown	15-106/1	2-17/0	1-4/0	1-1/1	4-53/0	-	1-5/0	-	-	5-23/0	1-3/0	-
Joshua Moore	14-194/2	2-8/0	1-7/0	3-61/2	-	DNP	-	4-38/0	-	1-12/0	2-56/0	1-12/0
Mark Fletcher Jr.	14-107/1	1-8/0	1-12/0	2-25/0	-	1-8/0	-	3-13/0	3-19/0	DNP	DNP	3-22/1
Joshisa Trader	10-158/1	-	DNP	DNP	DNP	DNP	-	-	5-81/1	3-19/0	1-44/0	1-14/0
Alex Bauman	10-68/1	-	2-12/0	-	-	3-18/0	1-14/0	-	1-4/1	1-7/0	2-13/0	-
Tony Johnson	7-162/0	-	1-20/0	2-64/0	-	-	-	3-69/0	1-9/0	DNP	DNP	DNP
Daylyn Upshaw	6-94/0	DNP	3-26/0	-	DNP	DNP	DNP	DNP	-	1-41/0	1-8/0	1-19/0
Girard Pringle Jr.	4-53/0	DNP	-	-	DNP	DNP	DNP	-	DNP	-	2-32/0	2-21/0
Ny Carr	3-45/0	DNP	1-13/0	DNP	DNP	DNP	DNP	DNP	DNP	DNP	2-32/0	DNP
Jordan Lyle	3-22/0	-	DNP	DNP	DNP	1-9/0	1-6/0	-	-	1-7/0	DNP	DNP
Luka Gilbert	2-37/0	DNP	1-20/0	1-17/0	-	DNP	-	-	DNP	-	-	-
Ray Ray Joseph	2-25/0	-	2-25/0	-	DNP	DNP	DNP	DNP	DNP	DNP	DNP	DNP
Brock Schott	2-24/0	DNP	2-24/0	DNP	DNP	DNP	DNP	-	DNP	DNP	DNP	DNP
Carson Beck	1-14/2	-	-	-	-	-	-	-	-	1-14/1	-	-



2025-26 Miami (FL) Football
Returns Game-by-Game
All games

Page 1/1
as of Nov 22, 2025

Punt Returns

Player	No-Yds	ND	BCU	USF	UF	FSU	LOU	Stan	SMU	SU	NCSU	VT
Malachi Toney	12-182	1-9	1-2	2-18	1-14	-	-	2-73	1-47	2-4	1-8	1-7
Ray Ray Joseph	1-9	-	1-9	-	DNP	DNP	DNP	DNP	DNP	DNP	DNP	DNP

Kick Returns

Player	No-Yds	ND	BCU	USF	UF	FSU	LOU	Stan	SMU	SU	NCSU	VT
Keelan Marion	8-190	1-32	1-25	-	1-19	-	1-19	1-27	1-23	1-22	1-23	-
Keionte Scott	2-30	-	-	-	-	-	-	-	2-30	-	-	DNP
Chris Wheatley-Humphrey	1-19	DNP	-	DNP	DNP	DNP	DNP	-	-	1-19	-	-

Interceptions Returns

Player	No-Yds	ND	BCU	USF	UF	FSU	LOU	Stan	SMU	SU	NCSU	VT
Jakobe Thomas	4-70	-	-	-	-	1-0	-	-	-	1-10	2-60	-
Bryce Fitzgerald	3-43	-	1-0	1-0	-	1-43	-	-	-	-	-	-
Keionte Scott	1-38	-	-	-	-	-	-	-	-	1-38	-	DNP
Wesley Bissainthe	1-32	-	-	-	-	-	-	1-32	-	-	-	-
Rueben Bain Jr.	1-12	1-12	-	-	-	-	-	-	-	-	-	-
Xavier Lucas	1-0	-	-	-	-	-	-	1-0	-	-	-	-

Fumble Returns

Player	No-Yds	ND	BCU	USF	UF	FSU	LOU	Stan	SMU	SU	NCSU	VT
Zechariah Poyser	2-31	-	-	-	-	-	1-13	-	-	-	-	1-18
Keionte Scott	2-0	-	-	-	-	1-0	-	-	1-0	-	-	DNP
Jakobe Thomas	2-0	1-0	-	-	-	-	-	-	-	1-0	-	-
Chase Smith	2-0	-	1-0	1-0	-	-	-	-	-	-	-	-



2025-26 Miami (FL) Football
Sacks Game-by-Game
All games

Page 1/1
as of Nov 22, 2025

Player	UA-A	Total	ND	BCU	USF	UF	FSU	LOU	Stan	SMU	SU	NCSU	VT
Akheem Mesidor	5-4	7	1.5-10	-	0.5-3	0.5-2	1-8	-	DNP	-	1.5-15	1-6	1-8
Keionte Scott	3-0	3	-	-	-	-	-	1-11	-	1-9	1-1	-	DNP
Jakobe Thomas	3-0	3	-	-	-	1-7	1-11	-	-	-	1-11	-	-
Ahmad Moten	3-0	3	1-11	-	-	-	-	-	-	DNP	DNP	-	2-15
Rueben Bain Jr.	2-2	3	0.5-3	1-8	-	0.5-2	-	-	-	-	1-9	-	-
Armondo Blount	1-3	2.5	-	DNP	0.5-3	-	-	-	1-6	0.5-4	0.5-1	-	-
Marquise Lightfoot	1-1	1.5	-	-	-	1-1	DNP	-	-	0.5-4	-	-	-
Mohamed Toure	1-0	1	-	-	-	1-9	-	-	-	-	-	-	-
Justin Scott	1-0	1	-	-	-	-	DNP	-	-	-	-	-	1-10
Xavier Lucas	1-0	1	-	-	-	-	-	-	1-14	-	-	-	-
Zechariah Poyser	1-0	1	-	-	-	-	-	-	-	-	-	-	1-8
Dylan Day	1-0	1	-	-	-	-	-	-	-	-	1-8	-	-
Booker Pickett	1-0	1	DNP	-	1-10	DNP	DNP	-	-	-	-	-	DNP
Cameron Pruitt	0-1	0.5	-	-	-	-	DNP	-	-	-	0.5-0	-	-
Jadais Richard	0-1	0.5	DNP	DNP	-	DNP	-	DNP	DNP	DNP	0.5-8	-	DNP



2025-26 Miami (FL) Football
Tackles For Loss Game-by-Game
All games

Page 1/1
as of Nov 22, 2025

Player	UA-A	Total	ND	BCU	USF	UF	FSU	LOU	Stan	SMU	SU	NCSU	VT
Akheem Mesidor	9-6	12.0	1.5-10	0.5-2	0.5-3	0.5-2	2.0-12	-	DNP	-	3.5-22	2.0-7	1.5-9
Keionte Scott	9-2	10.0	-	3.0-7	-	0.5-1	0.5-0	3.0-18	-	2.0-10	1.0-1	-	DNP
Ahmad Moten	6-0	6.0	1.0-11	1.0-1	-	-	-	1.0-2	-	DNP	DNP	-	3.0-20
Rueben Bain Jr.	4-4	6.0	0.5-3	1.0-8	1.0-5	1.0-3	-	-	-	1.5-2	1.0-9	-	-
Justin Scott	5-1	5.5	-	-	-	-	DNP	-	-	-	2.0-5	1.0-3	2.5-12
Jakobe Thomas	3-1	3.5	-	-	-	1.5-8	1.0-11	-	-	-	1.0-11	-	-
Marquise Lightfoot	3-1	3.5	-	1.0-2	-	1.0-1	DNP	-	-	0.5-4	-	1.0-3	-
Ethan O'Connor	3-1	3.5	-	-	1.0-4	-	1.5-2	-	1.0-7	-	-	-	-
Isaiah Taylor	3-0	3.0	-	2.0-2	-	-	-	-	1.0-2	-	-	-	-
David Blay	2-1	2.5	1.0-2	-	-	0.5-0	-	-	1.0-3	-	-	DNP	DNP
Armondo Blount	1-3	2.5	-	DNP	0.5-3	-	-	-	1.0-6	0.5-4	0.5-1	-	-
Mohamed Toure	2-0	2.0	-	-	-	1.0-9	-	-	-	-	-	-	1.0-1
Zechariah Poyser	2-0	2.0	-	-	-	-	-	1.0-3	-	-	-	-	1.0-8
Raul Aguirre, Jr.	2-0	2.0	-	-	-	-	-	-	-	1.0-2	-	1.0-1	-
Xavier Lucas	1-2	2.0	-	-	-	0.5-2	-	-	1.0-14	0.5-0	-	-	-
Wesley Bissainthe	1-1	1.5	1.0-4	-	-	0.5-0	-	-	-	-	-	-	-
Donta Simpson, Jr.	1-1	1.5	DNP	0.5-2	-	DNP	DNP	-	1.0-3	-	-	-	DNP
Dylan Day	1-0	1.0	-	-	-	-	-	-	-	-	1.0-8	-	-
Booker Pickett	1-0	1.0	DNP	-	1.0-10	DNP	DNP	-	-	-	-	-	DNP
Daylen Russell	1-0	1.0	DNP	1.0-2	-	DNP	DNP	DNP	-	DNP	-	-	DNP
Cameron Pruitt	0-1	0.5	-	-	-	-	DNP	-	-	-	0.5-0	-	-
Jadais Richard	0-1	0.5	DNP	DNP	-	DNP	-	DNP	DNP	DNP	0.5-8	-	DNP



2025-26 Miami (FL) Football
Fumbles Game-by-Game
All games

Page 1/1
as of Nov 22, 2025

Fumbles

Player	No-Lost	ND	BCU	USF	UF	FSU	LOU	Stan	SMU	SU	NCSU	VT
Jordan Lyle	1-0	-	DNP	DNP	DNP	-	1-0	-	-	-	DNP	DNP
Emory Williams	1-0	DNP	1-0	-	DNP	DNP	DNP	-	DNP	-	-	DNP
Carson Beck	1-1	-	-	-	-	-	-	-	-	-	1-1	-

Fumbles Forced

Player	Number	ND	BCU	USF	UF	FSU	LOU	Stan	SMU	SU	NCSU	VT
Akheem Mesidor	4	-	-	-	-	-	-	DNP	-	1	1	2
Jakobe Thomas	2	-	-	1	-	1	-	-	-	-	-	-
Keionte Scott	1	-	-	-	-	-	1	-	-	-	-	DNP
Rueben Bain Jr.	1	-	1	-	-	-	-	-	-	-	-	-
Justin Scott	1	1	-	-	-	DNP	-	-	-	-	-	-
Zechariah Poyser	1	-	-	-	-	1	-	-	-	-	-	-
Wesley Bissainthe	1	1	-	-	-	-	-	-	-	-	-	-

Fumbles Recovered

Player	Number	ND	BCU	USF	UF	FSU	LOU	Stan	SMU	SU	NCSU	VT
Keionte Scott	2	-	-	-	-	1	-	-	1	-	-	DNP
Zechariah Poyser	2	-	-	-	-	-	1	-	-	-	-	1
Jakobe Thomas	2	1	-	-	-	-	-	-	-	1	-	-
Chase Smith	2	-	1	1	-	-	-	-	-	-	-	-



2025-26 Miami (FL) Football
Passing Game-by-Game
All games

Page 1/1
as of Nov 22, 2025

#8 Emory Williams	Comp	Att	Int	Pct	Yards	TD	Long	Sacked	Effic.
Bethune-Cookman	8	12	0	66.7	77	0	15	2-1	120.6
South Fla.	2	2	0	100.0	31	0	17	0-0	230.2
Stanford	1	2	0	50.0	16	0	16	0-0	117.2
NC State	2	3	0	66.7	32	0	25	0-0	156.3
Totals	13	19	0	68.4	156	0	25	2-1	137.4

#10 Malachi Toney	Comp	Att	Int	Pct	Yards	TD	Long	Sacked	Effic.
Syracuse	1	1	0	100.0	14	1	14	0-0	547.6
NC State	1	2	0	50.0	44	0	44	0-0	234.8
Virginia Tech	1	1	0	100.0	15	0	15	0-0	226.0
Totals	3	4	0	75.0	73	1	44	0-0	310.8

#11 Carson Beck	Comp	Att	Int	Pct	Yards	TD	Long	Sacked	Effic.
Notre Dame	20	30	0	66.7	205	2	28	1-7	146.1
Bethune-Cookman	22	24	0	91.7	267	2	40	0-0	212.6
South Fla.	23	28	2	82.1	340	3	51	1-4	205.2
Florida	17	30	1	56.7	160	0	22	1-8	94.8
Florida St.	20	27	0	74.1	241	4	47	1-8	197.9
Louisville	25	35	4	71.4	271	0	61	0-0	113.6
Stanford	21	28	0	75.0	189	1	32	0-0	143.5
SMU	26	38	2	68.4	274	2	36	0-0	135.8
Syracuse	18	24	0	75.0	247	1	61	2-11	175.2
NC State	21	27	0	77.8	291	3	35	1-7	205.0
Virginia Tech	27	32	0	84.4	320	4	56	0-0	209.6
Totals	240	323	9	74.3	2805	22	61	7-45	164.2

#16 Luke Nickel	Comp	Att	Int	Pct	Yards	TD	Long	Sacked	Effic.
NC State	0	1	0	0.0	0	0	0	0-0	0.0
Totals	0	1	0	0.0	0	0	0	0-0	0.0



2025-26 Miami (FL) Football
Red-Zone Results
All games

Page 1/1
as of Nov 22, 2025

Miami (FL) Inside Opponent Red-Zone

Date	Opponent	Score	Times				Rush	Pass	FGs	Failed to score inside RZ					
			In RZ	Scored	Total Pts	TDs				FGA	Down	Int	Fumb	Half	Game
08/31/2025	Notre Dame	W 27-24	4	3	17	2	1	1	1	1	1	0	0	0	0
09/06/2025	Bethune-Cookman	W 45-3	5	5	31	4	3	1	1	1	0	0	0	0	0
09/13/2025	South Fla.	W 49-12	5	5	35	5	3	2	0	0	0	0	0	0	0
09/20/2025	Florida	W 26-7	4	4	23	3	3	0	1	1	0	0	0	0	0
10/04/2025	at Florida St.	W 28-22	1	1	7	1	0	1	0	0	0	0	0	0	0
10/17/2025	Louisville	L 21-24	4	4	21	2	2	0	2	2	0	0	0	0	0
10/25/2025	Stanford	W 42-7	7	6	42	6	5	1	0	1	0	0	0	0	0
11/01/2025	at SMU	L 20-26	3	2	10	1	0	1	1	1	0	1	0	0	0
11/08/2025	Syracuse	W 38-10	4	4	24	3	2	1	1	1	0	0	0	0	0
11/15/2025	NC State	W 41-7	5	5	27	3	1	2	2	2	0	0	0	0	0
11/22/2025	at Virginia Tech	W 34-17	5	5	31	4	0	4	1	1	0	0	0	0	0
Totals 44 of 47 (93.6%)			47	44	268	34	20	14	10	11	1	1	0	0	0

Opponents Inside Miami (FL) Red-Zone

Date	Opponent	Score	Times				Rush	Pass	FGs	Failed to score inside RZ					
			In RZ	Scored	Total Pts	TDs				FGA	Down	Int	Fumb	Half	Game
08/31/2025	Notre Dame	W 27-24	3	3	21	3	1	2	0	0	0	0	0	0	0
09/06/2025	Bethune-Cookman	W 45-3	2	1	3	0	0	0	1	1	0	1	0	0	0
09/13/2025	South Fla.	W 49-12	3	2	9	1	0	1	1	1	1	0	0	0	0
09/20/2025	Florida	W 26-7	1	1	7	1	1	0	0	0	0	0	0	0	0
10/04/2025	Florida St.	W 28-22	4	4	22	2	0	2	2	2	0	0	0	0	0
10/17/2025	Louisville	L 21-24	1	1	7	1	1	0	0	0	0	0	0	0	0
10/25/2025	Stanford	W 42-7	1	1	7	1	0	1	0	0	0	0	0	0	0
11/01/2025	SMU	L 20-26	3	2	13	2	2	0	0	1	0	0	0	0	0
11/08/2025	Syracuse	W 38-10	3	2	10	1	0	1	1	1	0	0	1	0	0
11/15/2025	NC State	W 41-7	1	1	7	1	1	0	0	0	0	0	0	0	0
11/22/2025	Virginia Tech	W 34-17	2	2	10	1	1	0	1	1	0	0	0	0	0
Totals 20 of 24 (83.3%)			24	20	116	14	7	7	6	7	1	1	1	0	0



2025-26 Miami (FL) Football
Tackles Breakdown
All games

Page 1/2
as of Nov 22, 2025

All Tackles

Player	Total	Rush	Pass	Sack	KO	Punt	Int	Fumb	FF	Other
Mohamed Toure	52	0	0	2	0	0	0	0	0	50
Akheem Mesidor	44	0	0	12	0	0	0	0	0	32
Jakobe Thomas	44	0	0	3.5	0	0	0	0	0	40.5
Keionte Scott	44	0	0	10	0	0	0	0	0	34
Zechariah Poyser	42	0	0	2	0	0	0	0	0	40
Wesley Bissainthe	40	0	0	1.5	0	0	0	0	0	38.5
Raul Aguirre, Jr.	32	0	0	2	0	0	0	0	0	30
Rueben Bain Jr.	32	0	0	6	0	0	0	0	0	26
Xavier Lucas	31	0	0	2	0	0	0	0	0	29
David Blay	25	0	0	2.5	0	0	0	0	0	22.5
Chase Smith	24	0	0	0	0	0	0	0	0	24
Ahmad Moten	21	0	0	6	0	0	0	0	0	15
Damari Brown	21	0	0	0	0	0	0	0	0	21
Marquise Lightfoot	16	0	0	3.5	0	0	0	0	0	12.5
Justin Scott	14	0	0	5.5	0	0	0	0	0	8.5
Armondo Blount	13	0	0	2.5	0	0	0	0	0	10.5
Bryce Fitzgerald	13	0	0	0	0	0	0	0	0	13
Ethan O'Connor	12	0	0	3.5	0	0	0	0	0	8.5
Dylan Day	10	0	0	1	0	0	0	0	0	9
Romanas Frederique, Jr.	10	0	0	0	0	0	0	0	0	10
Isaiah Taylor	8	0	0	3	0	0	0	0	0	5
Jaylin Alderman	7	0	0	0	0	0	0	0	0	7
Cameron Pruitt	6	0	0	0.5	0	0	0	0	0	5.5
Daylen Russell	6	0	0	1	0	0	0	0	0	5
Kellen Wiley, Jr.	6	0	0	0	0	0	0	0	0	6
Jadais Richard	5	0	0	0.5	0	0	0	0	0	4.5
Booker Pickett	5	0	0	1	0	0	0	0	0	4
Nick Kelly	4	0	0	0	0	0	0	0	0	4
Jaboree Antoine	4	0	0	0	0	0	0	0	0	4
Donta Simpson, Jr.	4	0	0	1.5	0	0	0	0	0	2.5
Adam Booker	3	0	0	0	0	0	0	0	0	3
Herbert Scroggins III	3	0	0	0	0	0	0	0	0	3
Malik Bryant	2	0	0	0	0	0	0	0	0	2
Kamal Bonner	2	0	0	0	0	0	0	0	0	2
Charles Brantley	1	0	0	0	0	0	0	0	0	1
Tony Johnson	1	0	0	0	0	0	0	0	0	1
Carter Davis	1	0	0	0	0	0	0	0	0	1
Mark Fletcher Jr.	1	0	0	0	0	0	0	0	0	1
CharMar Brown	1	0	0	0	0	0	0	0	0	1
Malachi Toney	1	0	0	0	0	0	0	0	0	1
Total	611	0	0	73	0	0	0	0	0	538



2025-26 Miami (FL) Football
Tackles Breakdown
All games

Page 2/2
as of Nov 22, 2025

Rushing Tackles

Player	No.
Total	0

Passing Tackles

Player	No.
Total	0

Special Teams Tackles

Player	Total	KO	Punt
Total	0	0	0

Kickoff return Tackles

Player	No.
Total	0

Punt Return Tackles

Player	No.
Total	0



2025-26 Miami (FL) Football
By Quarter Statistics
All games

Page 1/2
as of Nov 22, 2025

3rd-Down Conversions

Date	Opponent		Score	Overall	1st Qtr	2nd Qtr	3rd Qtr	4th Qtr	Overtime
08/31/2025	Notre Dame	W	27-24	4-13 30.8	1-4 25.0	1-2 50.0	2-3 66.7	0-4 0.0	0-1 0.0
09/06/2025	Bethune-Cookman	W	45-3	4-6 66.7	0-0 0.0	2-2 100.0	1-2 50.0	1-2 50.0	0-0 0.0
09/13/2025	South Fla.	W	49-12	7-11 63.6	3-3 100.0	1-4 25.0	0-1 0.0	3-3 100.0	0-0 0.0
09/20/2025	Florida	W	26-7	8-16 50.0	5-5 100.0	0-4 0.0	1-3 33.3	2-4 50.0	0-0 0.0
10/04/2025	at Florida St.	W	28-22	5-14 35.7	1-3 33.3	0-2 0.0	4-5 80.0	0-4 0.0	0-0 0.0
10/17/2025	Louisville	L	21-24	5-12 41.7	1-2 50.0	0-1 0.0	1-4 25.0	3-5 60.0	0-0 0.0
10/25/2025	Stanford	W	42-7	8-15 53.3	1-3 33.3	3-6 50.0	1-2 50.0	3-4 75.0	0-0 0.0
11/01/2025	at SMU	Lot1	20-26	7-16 43.8	2-3 66.7	2-6 33.3	1-2 50.0	2-4 50.0	0-0 0.0
11/08/2025	Syracuse	W	38-10	2-8 25.0	0-2 0.0	0-2 0.0	0-1 0.0	2-3 66.7	0-0 0.0
11/15/2025	NC State	W	41-7	5-10 50.0	3-4 75.0	1-3 33.3	0-1 0.0	1-2 50.0	0-0 0.0
11/22/2025	at Virginia Tech	W	34-17	7-13 53.8	2-3 66.7	2-4 50.0	2-3 66.7	1-3 33.3	0-0 0.0
Miami (FL)				62-134 46.3	19-32 59.4	12-36 33.3	13-27 48.1	18-38 47.4	0-1 0.0
Opponents				43-144 29.9	12-32 37.5	11-44 25.0	6-30 20.0	13-37 35.1	1-1 100.0

4th-Down Conversions

Date	Opponent		Score	Overall	1st Qtr	2nd Qtr	3rd Qtr	4th Qtr	Overtime
08/31/2025	Notre Dame	W	27-24	2-3 66.7	1-2 50.0	0-0 0.0	0-0 0.0	1-1 100.0	0-0 0.0
09/06/2025	Bethune-Cookman	W	45-3	0-1 0.0	0-0 0.0	0-0 0.0	0-1 0.0	0-0 0.0	0-0 0.0
09/13/2025	South Fla.	W	49-12	1-1 100.0	0-0 0.0	1-1 100.0	0-0 0.0	0-0 0.0	0-0 0.0
09/20/2025	Florida	W	26-7	1-1 100.0	0-0 0.0	0-0 0.0	1-1 100.0	0-0 0.0	0-0 0.0
10/04/2025	at Florida St.	W	28-22	2-3 66.7	1-1 100.0	0-0 0.0	1-1 100.0	0-1 0.0	0-0 0.0
10/17/2025	Louisville	L	21-24	1-2 50.0	0-0 0.0	0-0 0.0	0-0 0.0	1-2 50.0	0-0 0.0
10/25/2025	Stanford	W	42-7	3-5 60.0	0-0 0.0	2-3 66.7	0-1 0.0	1-1 100.0	0-0 0.0
11/01/2025	at SMU	Lot1	20-26	0-1 0.0	0-0 0.0	0-0 0.0	0-1 0.0	0-0 0.0	0-0 0.0
11/08/2025	Syracuse	W	38-10	0-0 0.0	0-0 0.0	0-0 0.0	0-0 0.0	0-0 0.0	0-0 0.0
11/15/2025	NC State	W	41-7	0-0 0.0	0-0 0.0	0-0 0.0	0-0 0.0	0-0 0.0	0-0 0.0
11/22/2025	at Virginia Tech	W	34-17	2-2 100.0	1-1 100.0	0-0 0.0	0-0 0.0	1-1 100.0	0-0 0.0
Miami (FL)				12-19 63.2	3-4 75.0	3-4 75.0	2-5 40.0	4-6 66.7	0-0 0.0
Opponents				11-23 47.8	2-3 66.7	2-4 50.0	2-3 66.7	5-13 38.5	0-0 0.0

Time of Possession

Date	Opponent		Score	Overall	1st Qtr	2nd Qtr	3rd Qtr	4th Qtr	Overtime
08/31/2025	Notre Dame	W	27-24	33:57	07:38	09:15	09:27	07:37	00:00
09/06/2025	Bethune-Cookman	W	45-3	28:05	06:31	06:38	06:48	08:08	00:00
09/13/2025	South Fla.	W	49-12	36:01	09:57	09:42	08:18	08:04	00:00
09/20/2025	Florida	W	26-7	36:30	03:31	16:10	05:32	11:17	00:00
10/04/2025	at Florida St.	W	28-22	30:26	07:28	05:13	09:54	07:51	00:00
10/17/2025	Louisville	L	21-24	28:44	04:30	06:59	08:00	09:15	00:00
10/25/2025	Stanford	W	42-7	36:42	07:22	12:18	06:37	10:25	00:00
11/01/2025	at SMU	Lot1	20-26	37:42	07:23	12:45	07:21	10:13	00:00
11/08/2025	Syracuse	W	38-10	30:23	09:41	06:06	07:35	07:01	00:00
11/15/2025	NC State	W	41-7	36:43	07:38	09:15	10:18	09:32	00:00
11/22/2025	at Virginia Tech	W	34-17	33:29	04:44	14:03	09:30	05:12	00:00
Miami (FL)				Total	368:42	76:23	108:24	89:20	00:00
				Avg.	33:31	06:57	09:51	08:07	00:00



2025-26 Miami (FL) Football
By Quarter Statistics
All games

Page 2/2
as of Nov 22, 2025

Date	Opponent	Score	Overall	1st Qtr	2nd Qtr	3rd Qtr	4th Qtr	Overtime
Opponents		Total	291:18	61:52	83:21	60:17	85:48	00:00
		Avg.	26:29	05:37	07:35	05:29	07:48	00:00



2025-26 Miami (FL) Football Team Game-by-Game Comparison All games

Page 1/1
as of Nov 22, 2025

Opponent	Score	First Downs				Rushing Number-Yards	Passing		Total Offense Plays-Yards	Return Yards	Turn- Overs
		Total	Rush	Pass	Pen		Comp-Att.-Int	Yards			
Notre Dame	27-24	20 / 18	8 / 7	11 / 9	1 / 2	38-134 / 28-93	20-30-0 / 19-30-1	205 / 221	68-339 / 58-314	53 / 24	0 / 2
Bethune-Cookman	45-3	31 / 14	13 / 4	17 / 7	1 / 3	30-199 / 33-92	30-36-0 / 14-18-1	344 / 99	66-543 / 51-191	41 / 0	0 / 2
South Fla.	49-12	27 / 15	11 / 3	15 / 10	1 / 2	38-205 / 27-40	25-30-2 / 24-41-1	371 / 292	68-576 / 68-332	18 / 27	2 / 2
Florida	26-7	21 / 7	10 / 5	10 / 2	1 / 0	46-184 / 29-80	17-30-1 / 12-23-0	160 / 61	76-344 / 52-141	33 / 19	1 / 0
Florida St.	28-22	14 / 29	6 / 9	7 / 16	1 / 4	32-97 / 38-132	20-27-0 / 25-45-2	241 / 272	59-338 / 83-404	43 / 0	0 / 3
Louisville	21-24	15 / 21	5 / 9	8 / 12	2 / 0	24-63 / 31-119	25-35-4 / 23-37-0	271 / 248	59-334 / 68-367	32 / 29	4 / 1
Stanford	42-7	25 / 8	12 / 4	13 / 3	0 / 1	44-199 / 27-55	22-30-0 / 12-26-2	205 / 89	74-404 / 53-144	132 / 0	0 / 2
SMU	20-26	23 / 20	10 / 3	12 / 15	1 / 2	40-159 / 25-23	26-38-2 / 29-45-0	274 / 365	78-433 / 70-388	100 / 88	2 / 1
Syracuse	38-10	21 / 20	8 / 13	10 / 6	3 / 1	32-123 / 43-161	19-25-0 / 15-28-2	261 / 124	57-384 / 71-285	93 / 7	0 / 3
NC State	41-7	28 / 9	11 / 1	17 / 5	0 / 3	37-214 / 20-23	24-33-0 / 17-30-2	367 / 120	70-581 / 50-143	91 / 0	1 / 2
Virginia Tech	34-17	22 / 20	4 / 12	16 / 6	2 / 2	30-83 / 37-194	28-33-0 / 14-24-0	335 / 201	63-418 / 61-395	25 / 16	0 / 1
Totals	371-159	247 / 181	98 / 70	136 / 91	13 / 20	391-1660 / 338-1012	256-347-9 / 204-347-11	3034 / 2092	738-4694 / 685-3104	661 / 210	10 / 19

Opponents	3rd Down Conversion	4th Down Conversion	Time of Possession	TOP Margin	Avg Yds/Rush	Avg Yds/Pass	Avg Yds/Play	Punting Number-Avg	Penalties Number-Yards	Sacks
Notre Dame	4-13 / 4-9	2-3 / 0-0	33:57 / 26:03	07:54	3.5 / 3.3	6.8 / 7.4	5.0 / 5.4	5-42.6 / 4-45.0	6-51.0 / 5-15.0	3 / 1
Bethune-Cookman	4-6 / 1-9	0-1 / 0-1	28:05 / 31:55	-03:50	6.6 / 2.8	9.6 / 5.5	8.2 / 3.7	0-0.0 / 4-41.8	4-50.0 / 2-20.0	1 / 2
South Fla.	7-11 / 7-19	1-1 / 0-2	36:01 / 23:59	12:02	5.4 / 1.5	12.4 / 7.1	8.5 / 4.9	3-45.7 / 4-47.5	9-69.0 / 2-15.0	2 / 1
Florida	8-16 / 0-13	1-1 / 3-6	36:30 / 23:30	13:00	4.0 / 2.8	5.3 / 2.7	4.5 / 2.7	4-43.5 / 7-47.4	6-30.0 / 3-20.0	4 / 1
Florida St.	5-14 / 7-16	2-3 / 3-4	30:26 / 29:34	00:52	3.0 / 3.5	8.9 / 6.0	5.7 / 4.9	5-40.2 / 4-44.3	13-114.0 / 5-45.0	2 / 1
Louisville	5-12 / 5-14	1-2 / 1-1	28:44 / 31:16	-02:32	2.6 / 3.8	7.7 / 6.7	5.7 / 5.4	3-50.3 / 6-38.5	9-67.0 / 6-64.0	1 / 0
Stanford	8-15 / 4-14	3-5 / 1-2	36:42 / 23:18	13:24	4.5 / 2.0	6.8 / 3.4	5.5 / 2.7	1-47.0 / 5-42.4	5-30.0 / 2-10.0	2 / 0
SMU	7-16 / 3-13	0-1 / 0-1	37:42 / 22:18	15:24	4.0 / 0.9	7.2 / 8.1	5.6 / 5.5	5-46.0 / 5-43.2	12-96.0 / 4-40.0	2 / 0
Syracuse	2-8 / 6-14	0-0 / 0-1	30:23 / 29:37	00:46	3.8 / 3.7	10.4 / 4.4	6.7 / 4.0	5-45.8 / 6-50.8	5-54.0 / 8-65.0	7 / 2
NC State	5-10 / 3-11	0-0 / 0-0	36:43 / 23:17	13:26	5.8 / 1.2	11.1 / 4.0	8.3 / 2.9	2-45.0 / 8-44.8	8-75.0 / 4-30.0	1 / 1
Virginia Tech	7-13 / 3-12	2-2 / 3-5	33:29 / 26:31	06:58	2.8 / 5.2	10.2 / 8.4	6.6 / 6.5	2-44.5 / 2-54.5	9-88.0 / 7-75.0	5 / 0
Totals	62-134 / 43-144	12-19 / 11-23	368:42 / 291:18	77:24	4.2 / 3.0	8.7 / 6.0	6.4 / 4.5	35-44.6 / 55-45.0	86-724.0 / 48-399.0	30 / 9

Note: Game totals are displayed in the format TEAM/OPPONENT for each category



2025-26 Miami (FL) Football
Results and Comparison
All games

Page 1/1
as of Nov 22, 2025

	Date	Opponent		Score	Overall	Conf	Time	Attend
	08/31/2025	Notre Dame	W	27-24	1-0	0-0	3:26	66793
	09/06/2025	Bethune-Cookman	W	45-3	2-0	0-0	2:50	60617
	09/13/2025	South Fla.	W	49-12	3-0	0-0	4:57	66591
	09/20/2025	Florida	W	26-7	4-0	0-0	3:25	66713
*	10/04/2025	at Florida St.	W	28-22	5-0	1-0	3:28	67277
*	10/17/2025	Louisville	L	21-24	5-1	1-1	3:18	66573
*	10/25/2025	Stanford	W	42-7	6-1	2-1	3:00	63892
*	11/01/2025	at SMU	Lot1	20-26	6-2	2-2	3:48	35074
*	11/08/2025	Syracuse	W	38-10	7-2	3-2	3:22	60337
*	11/15/2025	NC State	W	41-7	8-2	4-2	3:17	59157
*	11/22/2025	at Virginia Tech	W	34-17	9-2	5-2	3:37	65632

Opponent	Score	First Downs				Rushing Number-Yards	Passing		Total Offense Plays-Yards	Return Yards	Turn- Overs
		Total	Rush	Pass	Pen		Comp-Att.-Int	Yards			
Notre Dame	27-24	20 / 18	8 / 7	11 / 9	1 / 2	38-134 / 28-93	20-30-0 / 19-30-1	205 / 221	68-339 / 58-314	53 / 24	0 / 2
Bethune-Cookman	45-3	31 / 14	13 / 4	17 / 7	1 / 3	30-199 / 33-92	30-36-0 / 14-18-1	344 / 99	66-543 / 51-191	41 / 0	0 / 2
South Fla.	49-12	27 / 15	11 / 3	15 / 10	1 / 2	38-205 / 27-40	25-30-2 / 24-41-1	371 / 292	68-576 / 68-332	18 / 27	2 / 2
Florida	26-7	21 / 7	10 / 5	10 / 2	1 / 0	46-184 / 29-80	17-30-1 / 12-23-0	160 / 61	76-344 / 52-141	33 / 19	1 / 0
Florida St.	28-22	14 / 29	6 / 9	7 / 16	1 / 4	32-97 / 38-132	20-27-0 / 25-45-2	241 / 272	59-338 / 83-404	43 / 0	0 / 3
Louisville	21-24	15 / 21	5 / 9	8 / 12	2 / 0	24-63 / 31-119	25-35-4 / 23-37-0	271 / 248	59-334 / 68-367	32 / 29	4 / 1
Stanford	42-7	25 / 8	12 / 4	13 / 3	0 / 1	44-199 / 27-55	22-30-0 / 12-26-2	205 / 89	74-404 / 53-144	132 / 0	0 / 2
SMU	20-26	23 / 20	10 / 3	12 / 15	1 / 2	40-159 / 25-23	26-38-2 / 29-45-0	274 / 365	78-433 / 70-388	100 / 88	2 / 1
Syracuse	38-10	21 / 20	8 / 13	10 / 6	3 / 1	32-123 / 43-161	19-25-0 / 15-28-2	261 / 124	57-384 / 71-285	93 / 7	0 / 3
NC State	41-7	28 / 9	11 / 1	17 / 5	0 / 3	37-214 / 20-23	24-33-0 / 17-30-2	367 / 120	70-581 / 50-143	91 / 0	1 / 2
Virginia Tech	34-17	22 / 20	4 / 12	16 / 6	2 / 2	30-83 / 37-194	28-33-0 / 14-24-0	335 / 201	63-418 / 61-395	25 / 16	0 / 1
Totals	371-159	247 / 181	98 / 70	136 / 91	13 / 20	391-1660 / 338-1012	256-347-9 / 204-347-11	3034 / 2092	738-4694 / 685-3104	661 / 210	10 / 19



2025-26 Miami (FL) Football
All-Purpose Yards Game-by-Game
All games

Page 1/1
as of Nov 22, 2025

Player	Total	ND	BCU	USF	UF	FSU	LOU	Stan	SMU	SU	NCSU	VT
Malachi Toney	1085	91	82	84	54	107	149	138	116	30	65	169
Keelan Marion	763	61	32	94	27	22	52	45	100	138	119	73
Mark Fletcher Jr.	762	74	98	145	116	48	18	119	103	DNP	DNP	41
CharMar Brown	479	86	39	23	133	19	14	9	37	62	48	9
CJ Daniels	351	46	73	56	16	78	74	8	DNP	DNP	DNP	-
Girard Pringle Jr.	333	DNP	36	12	DNP	DNP	DNP	12	DNP	55	148	70
Joshua Moore	194	8	7	61	-	DNP	-	38	-	12	56	12
Elija Lofton	193	15	21	-	43	21	4	7	14	10	32	26
Tony Johnson	162	-	20	64	-	-	-	69	9	DNP	DNP	DNP
Joshisa Trader	158	-	DNP	DNP	DNP	DNP	-	-	81	19	44	14
Jordan Lyle	130	11	DNP	DNP	DNP	27	21	24	23	24	DNP	DNP
Chris Wheatley-Humphrey	127	DNP	33	DNP	DNP	DNP	DNP	27	-	22	45	-
Daylyn Upshaw	94	DNP	26	-	DNP	DNP	DNP	DNP	-	41	8	19
Jakobe Thomas	70	-	-	-	-	-	-	-	-	10	60	-
Carson Beck	70	-2	-	28	-7	-1	8	8	17	8	2	9
Keionte Scott	68	-	-	-	-	-	-	-	30	38	-	DNP
Alex Bauman	68	-	12	-	-	18	14	-	4	7	13	-
Ny Carr	45	DNP	13	DNP	DNP	DNP	DNP	DNP	DNP	DNP	32	DNP
Bryce Fitzgerald	43	-	-	-	-	43	-	-	-	-	-	-
Luka Gilbert	37	DNP	20	17	-	DNP	-	-	DNP	-	-	-
Ray Ray Joseph	34	-	34	-	DNP	DNP	DNP	DNP	DNP	DNP	DNP	DNP
Wesley Bissainthe	32	-	-	-	-	-	-	32	-	-	-	-
Brock Schott	24	DNP	24	DNP	DNP	DNP	DNP	-	DNP	DNP	DNP	DNP
Emory Williams	19	DNP	9	10	DNP	DNP	DNP	-	DNP	-	-	DNP
Rueben Bain Jr.	12	12	-	-	-	-	-	-	-	-	-	-
Francis Mauigoa	3	-	-	-	-	-	-	-	-	3	-	-
Dylan Joyce	-2	-2	-	-	-	-	-	-	-	-	-	-