



SEASON 52 • ACC SEASON 49

# NC STATE WOMEN'S BASKETBALL

#GoPack

f/packwomensbball

@packwomensbball

i/packwomensbball

1,083 ALL-TIME WINS • 30 NCAA TOURNAMENTS • 7 ACC REGULAR-SEASON TITLES • 7 ACC TOURNAMENT TITLES

## SCHEDULE

OVERALL: 6-4  
ACC: 0-0 | NON-CON: 6-4  
ACCT: 0-0 | NCAAT: 0-0  
HOME: 3-2 | AWAY: 0-1 | NEUTRAL: 3-1

Date	Opponent	Time (EST) / TV / Result
11/4	vs. No. 8/9 Tennessee #	W, 80-77
11/9	vs. No. 18/16 USC S	L, 69-68
11/11	MAINE	W, 66-47
11/16	No. 17/12 TCU	L, 69-59
11/19	COASTAL CAROLINA	W, 71-58
11/23	RHODE ISLAND	L, 68-63
11/27	vs. Green Bay %	W, 79-67
11/28	vs. Southern Miss %	W, 110-56
12/3	at No. 9/9 Oklahoma * L (OT), 103-98	
12/7	SETON HALL	W, 61-53
12/14	at Miami *	2 PM / ACCNX
12/18	GEORGIA TECH *	7 PM / ACCNX
12/21	at Davidson	1 PM / TBA
1/1	STANFORD *	2 PM / ACCN
1/4	CALIFORNIA *	2 PM / THE CW
1/8	at Clemson *	8 PM / ACCN
1/11	SMU *	6 PM / ACCN
1/15	at Wake Forest *	6 PM / ACCNX
1/18	LOUISVILLE *	1 PM / ESPN2
1/25	at Virginia *	Noon / ACCN
1/29	at Boston College *	6 PM / ACCN
2/2	NORTH CAROLINA & *	6 PM / ESPN2
2/5	FLORIDA STATE *	8 PM / ACCN
2/8	at Virginia Tech *	Noon / ACCN
2/15	at Notre Dame *	TBA / ESPN
2/19	at Duke *	7 PM / ESPN
2/22	SYRACUSE *	2 PM / THE CW
2/26	WAKE FOREST *	7 PM / ACCNX
3/1	at Pittsburgh *	2 PM / ACCN
3/4-8	ACC Tournament	
3/20-23	NCAA Tournament First and Second Rounds (Campus Sites)	
3/27-30	NCAA Regional (Forth Worth, Sacramento)	
4/3	NCAA Final Four (Phoenix, Ariz.)	
4/5	NCAA National Championship (Phoenix, Ariz.)	

All times (ET) are subject to change

\* : ACC contest

# : Ro Greensboro Invitational (Greensboro, N.C.)

\$ : Ally Tipoff (Charlotte, N.C.)

% : Cancun Challenge (Riviera Maya, Mexico)

^ : SEC/ACC Challenge (Norman, Okla.)

&amp; : Play4Kay

+ : Ally ACC Women's Basketball Tournament (Duluth, Ga.)

# : NCAA Tournament

Rankings : AP/USA Today at time of competition

## MEDIA INFO

### ACCNX

Play-by-Play ..... Ariya Massoudi  
Analyst ..... Nell Fortner

### RADIO (WKNC 88.1 FM)

Play-by-Play ..... Andrew Sanders  
Analyst ..... Ernie Myers

### NC STATE ATHLETICS COMMUNICATIONS

Kylie Magar - Director of Communications  
Cell Phone - 425-647-9584  
Email - kamagar@ncsu.edu

## NC STATE WOLFPACK

6-4 (0-0 ACC)



Head Coach: Wes Moore

Record at NC State (yrs): 307-99 (13)

Career Record (yrs): 865-268 (37)

Rankings: RV/RV

## GAME 11

Date.....Sunday, Dec. 14, 2025  
Time (EST).....2 PM  
City.....Coral Gables, Fla.  
Arena.....Watsco Center (7,972)  
Radio.....WKNC 88.1 FM  
TV.....ACCNX  
Series History.....NC State leads 17-12

## MIAMI HURRICANES

6-3 (0-0 ACC)



Head Coach: Tricia Cullop

Record at UM (yrs): 20-18 (2)

Career Record (yrs): 496-297 (26)

Rankings: NR/NR

## PACK FACTS

### A WIN ON SUNDAY WOULD

- Be the 1,084th win in program history (1,083-508)
- Be head coach **Wes Moore's** 866th career win (865-268)
- Be **Moore's** 308th win at NC State (307-99)
- Be a Quad 1 win (Miami is No. 38 in the NET)
- Be the second straight win for the Pack
- Be the Pack's 10th straight ACC opener win
- Be the sixth straight ACC regular season win
- Be the sixth straight road unranked win
- Be a 1-0 start to ACC play for NC State
- Give the Pack an 18-12 advantage in the all-time series
- Give the Pack its first win in Coral Gables since 2022

### NOTING THE WOLFPACK

- NC State has started the season 6-4 against one of the toughest schedules in the country, and enters into ACC play on Sunday
- NC State is No. 39 in the NET with an average opponent NET ranking stacking at the third highest among Power 4 schools (83) and third best NET SOS among P4 (18)
- The Wolfpack bounced back to defeat Seton Hall, 61-53, with a handful of players coming off illness. The Pack tallied its fifth 50+ rebound game of the season with 51 against the Pirates
- **Zoe Brooks** leads the Pack with 14.5 points and 4.9 assists per game
- **Khamil Pierre** is the nation's second leading rebounder and leads the team on the boards with 13.0 per game,

along with having the fourth most double-doubles in the NCAA (6)

- **Zamareya Jones** has a team's most 1.4 steals per game
- **Tilda Trygger** paces the Pack with 1.1 blocks per game and has a team's best field goal percentage a .532 (41-of-77)
- Three different Pack players rank in the top 25 in rebounds per game in the ACC with **Pierre** (1st - 13.0), **Trygger** (8th - 8.3) and **Brooks** (21st - 6.3)
- NC State leads the league in rebounds per game (48.60) and defensive rebounds per game (33.6), which are fourth and second in the country, respectively. The Pack is also third in the ACC in rebounding margin (10.5)
- The Pack's 110 points against Southern Miss marked a Cancun Challenge tournament record for most points in a game (surpassed UConn's previous record of 109 set in 2008) and marked the most points scored in a game in the **Wes Moore** era
- **Pierre** was selected as one of 15 on the Wade Award Watchlist
- Four different players made preseason top 20 watchlists from Naismith with **Brooks** (Nancy Lieberman Point Guard of the Year Watchlist), **Zamareya Jones** (Ann Meyers-Drysdale Shooting Guard of the Year), **Pierre** (Katrina McClain Preseason Watchlist) and **Trygger** (Lisa Leslie Center of the Year Preseason Watchlist)
- NC State was picked to finish second in the ACC in the preseason poll after finishing 28-7 and making the pro-

## LAST GAME'S PACK STARTERS (BASED ON GAME VS. SETON HALL)

Devyn Quigley  
So. • G • 5-11PPG RPG APG MPG  
3.8 2.5 0.7 17.4

- Coming off second career start, finishing with five points, two rebounds and one steal vs. Seton Hall
- Registered season-high nine points with four boards and two assists against No. 18/16 USC
- Scored 10+ points twice as a freshman, including a career-high 20 off 8-of-13 shooting from the field and 4-of-7 from 3-point with six rebounds and four assists vs. Coastal
- Tallied 11 points, six rebounds and one steal against Boston College
- Became the first Pack freshman since Elissa Cunane (2019) to log 20 points in a game
- Ranked No. 47 at the time of her signing in the 2024 HoopGuriz Recruiting Rankings - ESPN 100
- Recorded 32.7 points, 10.4 rebounds, 2.6 assists and 3.9 steals per game as a senior at Manchester Township

Zamareya Jones  
So. • G • 5-7PPG RPG APG MPG  
13.5 4.2 3.7 29.8

- Coming off 12 points, seven rebounds, five assists and two steals vs. Seton Hall
- Recorded a career-high 26 points & career-high eight rebounds w/ three assists & two steals at No. 9/9 Oklahoma
- No. 3 in assist/turnover ratio (2.2), 12 in 3-pointers per game (1.8) and assists per game and 14 in scoring in ACC
- Tallied 18 points, nine in fourth quarter, with five assists vs. No. 8/9 Tennessee
- Named on Ann Meyers-Drysdale Preseason Watchlist
- Logged 10 10+ point games and led the team in scoring on three different occasions & assists five times in 2024-25
- Had seventh most 3-pointers (35) & eighth best scoring percentage (.350) for NC State freshman in school history
- Went 4-of-4 from 3-point in the second quarter vs. Ole Miss and had a career-high 18 points at Louisville
- Ranked No. 17 at the time of her signing and a five-star McDonald's All-American

Maddie Cox  
Jr. • F • 6-2PPG RPG BPG MPG  
4.3 3.2 0.6 15.4

- Coming off seven points with a career-high 12 rebounds, two blocks and one steal vs. Seton Hall
- Made first start of the season against Coastal, logging a career-high 11 points w/ three rebounds and two steals
- Has averaged 9.0 points and 7.5 rebounds per game in her two starts and her point total this season (43) has surpassed her point totals in her freshman (41) and sophomore (25) campaigns
- Shooting 35.3 percent from beyond the arc (6-of-17)
- Logged a season-high eight points off two triples and seven rebounds vs. LSU in the NCAA Tournament Sweet 16
- Finished freshman season playing in the second most games in school history as a rookie (36)
- Has played in 76 career games at NC State, the second most on the team

Tilda Trygger  
So. • F • 6-6PPG RPG BPG MPG  
12.0 8.3 1.1 30.4

- Coming off nine points, seven rebounds and one assists vs. Seton Hall
- Logged first first double-double of the season with 18 points, 12 boards, two blocks and two steals at No. 9/9 Oklahoma
- Eighth in rebounds per game and 14th in blocks per game in the ACC
- Tabbed to Lisa Leslie Center of the Year Watchlist
- Named ACC All-Freshman Team choice, averaging 8.6 points and 6.1 rebounds per game in ACC play
- Recorded a career-high 19 points with 10 rebounds and two blocks vs. No. 1/1 Notre Dame
- In NC State freshman ranks, finished No. 6 in games played (34), No. 8 in blocks (22) and No. 11 in rebounds (166)
- A part of the Swedish National Team and U20 teams, having led the U20 team to the 2025 EuroBasket Semifinals

Zoe Brooks  
Jr. • G • 5-10PPG RPG APG MPG  
14.5 6.3 4.9 34.8

- Coming off seven points, six rebounds and five assists vs. Seton Hall; 30 points away from 1,000 career points
- Recorded season-high 25 points with two assists No. 9/9 Oklahoma
- Named on Cancun Challenge All-Tournament Team w/ 17.5 points, 3.0 rebounds, 6.0 assists & 3.0 steals per game
- Ranked first in minutes, fifth in assists, seventh in assist/turnover ratio (2.0), ninth in scoring & 21st in rebounding in ACC
- Nancy Lieberman PG of the Year Watchlist, Naismith POY Watchlist and ACC Preseason Team
- Named ACC Most Improved Player (first in school history), as well as an All-ACC First Team choice, ACC All-Tournament First Team selection and WBCA All-America Honorable Mention honors
- Leading returning scorer, having averaged 14.2 points and 3.7 assists per game last season
- Named ACC and AP National POW, first in career, w/ 25.0 points, 7.5 rebounds, 2.5 assists and 1.5 steals per game (2/24)







## WOLFPACK WES

TOP NC STATE PERFORMANCES IN MOORE ERA (2013-14 TO PRESENT)

### MOST POINTS SCORED:

110 vs. Southern Miss, 11/28/25 W, 110-56

### MOST FIELD GOALS MADE:

43 vs. Southern Miss, 11/28/25 W, 110-56

### MOST 3-POINT FIELD GOALS MADE:

16 vs. Pitt, 2/25/21 W, 83-53

vs. Mount St. Mary's, 12/13/14 W, 85-60

### MOST FREE THROWS MADE:

34 vs. Louisville, 1/17/16 L, 90-92

### MOST FREE THROWS ATTEMPTED:

43 vs. Louisville, 1/17/16 L, 90-92

### MOST TOTAL REBOUNDS:

64 vs. Mount St. Mary's, 11/13/22 W, 86-38

### MOST OFFENSIVE REBOUNDS:

29 vs. South Alabama, 11/17/17 W, 71-50

### MOST ASSISTS:

28 vs. Coastal Carolina, 12/6/20 W, 98-46

### MOST STEALS:

17 vs. Tennessee State, 11/14/14 W, 84-55

### MOST BLOCKED SHOTS:

12 vs. Virginia, 1/8/23 W, 87-62

### FEWEST TURNOVERS:

4 4x; last vs. Vermont, 3/22/24 W, 75-55

### MOST TURNOVERS FORCED:

27 vs. North Florida, 12/4/16 W, 78-52

### FEWEST POINTS ALLOWED:

34 3x; last vs. Washington State W, 62-34

### LARGEST MARGIN OF VICTORY:

55 vs. Elon, 11/15/23 W, 90-35

### HIGHEST FG PERCENTAGE:

.683 vs. NC Central, 11/29/20 W, 108-70

### HIGHEST 3-POINT PERCENTAGE (10+ ATT.):

.667 vs. Louisville, 1/17/16 L, 90-92

### LOWEST OPPONENT FG PERCENTAGE:

.190 at South Alabama, 12/19/16 W, 74-31

- Registered three 10+ rebounding games in three of the first four games
- She leads the league in minutes per game (34.7), and is fifth in assists per game, seventh in assist/turnover ratio (2.0), eighth in scoring, 17th in field goal percentage (.396) and 21st in rebounds per game
- In her career, she has 53 double-digit scoring games, six double-digit rebounding game and six double-doubles
- Brooks** received preseason love, being named on the All-ACC Preseason Team, was tabbed on the Nancy Lieberman Preseason Top 20 Watchlist and is on the Jersey Mike's Naismith Women's College Player of the Year Watchlist and Wooden Award Watchlist
- Named the ACC Most Improved Player, the first for the Pack in school history, as well as an All-ACC First Team choice and WBCA All-America Honorable Mention selection. She averaged 14.2 points per game on 46.2 percent shooting, as well 4.7 rebounds, 3.7 assists and 1.3 steals per game across 34 starts
- Her best performance came against No. 1/1 Notre Dame, in which she registered a career-high 33 points (14-of-14 FT) with 10 rebounds and two blocks
- One of 12 guards in the country to be invited to Kelsey Plum's DAWG Class in 2025
- Brooks** was the second player in the program to post a triple-double. Her 14 points, team-leading 12 rebounds and team-best 10 assists marked the first triple-double for the Pack since Feb. 21, 2001. She was the sixth NC State player across both the men's and women's programs to accomplish the feat

### KP RUNNING WITH THE PACK

- Khamil Pierre** transferred to NC State in the offseason after two great seasons at Vanderbilt
- Registered 11 points and eight rebounds vs. Seton Hall despite coming off an illness that had her out of practices leading up to the game
- Only player this season with two 20-rebound games - getting those two performances off monster double-doubles with 12 points and 21 rebounds vs. Green Bay and 19 points with 20 boards at Oklahoma
- Named the Cancun Challenge Yucatan after averaging 15.0 points, 18.5 rebounds, 2.0 assists and 1.5 blocks per game
- Logged 12 points, a career-high 21 rebounds and three blocks against Green Bay and had 18 points, 16 rebounds and four assists for her fifth double-double of the season vs. Southern Miss. She became first player since **Elissa Cunane** in 2020 at Boston College to log 15+ points and 15+ rebounds in a game
- Her 21 rebounds vs. Green Bay marked the third most in a single game in school history and most since 2018 when Chelsea Nelson had 22 vs. Duke on March 2, 2018
- The 21 rebounds is the most by a player in the ACC this season and fourth most by a player in the NCAA this season
- Over the past four games, she has logged 65 rebounds (16.3 per game)
- Surpassed 1,000 career points against No. 17/12 TCU, reaching that mark in just 69 games
- She has averaged 14.0 points and 13.0 rebounds per game, second in the country in rebounding
- Paces the league in double-doubles (six), fourth in the country, and is first in rebounds per game, defensive rebounds per game (8.5) and offensive rebound per game (4.5), which are fifth and ninth in the country, and 11th in field goal percentage (.478) and 12th in scoring average
- Her first three games were double-double performances, marking the third time in the last 10 years a member of the Pack has logged three straight double-doubles (**Elissa Cunane** - 4, **Madison Hayes** - 3)
- In her Wolfpack debut vs. No. 8/9 Tennessee, she finished with a team-high 21 points with 14 rebounds along with three steals and one block. She had the go-ahead basket and was named the Ro Greensboro Invitational Most Outstanding Player
- Pierre** earned well-deserved preseason love after her phenomenal sophomore season at Vanderbilt. She is one of 15 players in the country named to the Wade Award Watchlist, as well as tabbed to the 10-person All-ACC Preseason Team, is one of 20 on the Katrina McClain Power Forward of the Year Watchlist and was named on the Jersey Mike's Naismith Women's College Player of the Year Watchlist and Wooden Award Watchlist
- In her sophomore year at Vanderbilt, she averaged 20.4 points per game off 49.8 percent shooting from the field with 9.6 rebounds and 2.9 steals per game across 30.5 minutes per game. In the SEC, finished No. 1 in field goals made (273), No. 2 in steals per game, No. 3 in rebounds per game, No. 4 in points per game and No. 6 in field goal percentage

- Named a WBCA All-America Honorable Mention choice, one of five finalists for the Cheryl Miller Small Forward of the Year and a USBWA Ann Meyers-Drysdale National Player of the Week and AP National Player of the Year Runner-Up
- Increased her scoring average by 11.5 points per game from her freshman year, in which she averaged 8.9 points and 5.3 rebounds per game as an SEC All-Freshman Team choice with five SEC Freshman of the Week selections

### TILDA IS TEA

- Tilda Trygger** has averaged 12.0 points, 8.3 rebounds and 1.1 blocks per game
- Coming off nine points, seven rebounds and one assist vs. Seton Hall
- Recorded her first double-double of the season behind 18 points and 12 rebounds with two blocks and two steals at No. 9/9 Oklahoma
- Showed massive strides in the first game of her sophomore year vs. No. 8/9 Tennessee, logging 19 points off 8-of-13 shooting from the field with eight rebounds, two assists, two steals and two blocks. She came up with a huge offensive rebound and kickout to help seal the game for the Pack
- Ranks No. 8 in rebounds per game, No. 13 in minutes per game (30.6) and No. 14 in blocks per game in the ACC
- In her first year with the Wolfpack having been named to the ACC All-Freshman Team. She averaged 6.6 points, 4.9 rebounds and 0.6 blocks per game across 33 games and 23 starts
- Trygger** was one of 20 named on the Lisa Leslie Center of the Year Watchlist
- She earned her first career start in the Clemson game as a freshman and started the remaining games throughout the season as a freshman in 2024-25
- In her career, has logged 12 double-digit scoring games, seven double-digit rebound games and four double-doubles
- Earned a career-high 19 points twice, highlighted by a 19-point, 10-rebound double-double vs. No. 1/1 Notre Dame and a career-high 14 rebounds at Florida State
- Named by ESPN as one of the top 10 players with breakout potential this season
- In the NC State freshman record book, finished No. 6 in games played (34), No. 8 in blocks (22) and No. 11 in rebounds (166)
- Registered a near double-double of nine points and a career-high 13 rebounds, including nine offensive, vs. Virginia. Her nine rebounds in the fourth quarter tied a program record with **Elissa Cunane**, who had nine in the third quarter vs. UNC on Jan. 26, 2020

### ALAKA-ZAM!!!!

- Zamareya Jones** has averaged 13.5 points, 4.2 rebounds and 3.7 assists per game
- In the past four games, she has averaged 17.3 points, 5.5 rebounds and 4.5 assists per game
- Coming off a team-leading 12 points, seven rebounds, five assists and two steals vs. Seton Hall
- Registered first 20-point game of her career behind a career-high 26 points with a career-high eight boards and three assists at No. 9/9 Oklahoma
- Had a solid performance at the Cancun Challenge, averaging 15.5 points, 3.5 rebounds, 5.0 assists and 1.5 steals per game
- Finished with 18 points and five assists in the Pack's win over No. 8/9 Tennessee. She scored seven straight points and scored or assisted on the Pack's final 11 points, including knocking down two key free throws with 1.9 seconds left in the game
- In the ACC, ranks No. 3 in assist/turnover ratio (2.2), No. 11 in 3-pointers per game (1.8), No. 12 in assists per game and No. 16 in scoring and No. 18 in field goal percentage (.383)
- Jones** was tabbed on the Ann Meyers-Drysdale Shooting Guard of the Year Preseason Watchlist
- She was a huge spark off the bench last season, averaging 7.1 points and 1.5 assists per game across 30 game appearances and two starts as a freshman
- In game vs. Louisville, led the team with 18 points off 7-of-8 from the field. She delivered 16 of those points off 7-of-7 from the field in a stretch that was less than nine minutes
- In the NC State freshman record book, **Jones** finished No. 7 in 3-point field goals made (35) and 3-point field goals attempted (100) and No. 8 in 3-point field goal percentage (.350)

### Q! THAT'S WHO!

- Qadence Samuels** started in eight of the first 10 games with the Pack. She earned her first career start vs. Tennessee
- Coming off five points, four rebounds and one assist

## NC STATE'S LAST 12 POSTSEASONS

YEAR	OVERALL	ACC TOURNEY	POSTSEASON
2024-25	28-7 (16-2)	2-1 (Runner Up)	NCAA Sweet 16
2023-24	31-7 (13-5)	2-1 (Runner Up)	NCAA Final Four
2022-23	20-12 (9-9)	1-1 (QF)	NCAA 1st Round
2021-22	29-3 (17-1)	3-0 (Champ)	NCAA Elite 8
2020-21	20-2 (12-2)	3-0 (Champ)	NCAA Sweet 16
2019-20	28-4 (14-4)	3-0 (Champ)	Canceled
2018-19	28-6 (12-4)	1-1 (SF)	NCAA Sweet 16
2017-18	26-9 (11-5)	2-1 (SF)	NCAA Sweet 16
2016-17	23-9 (12-4)	0-1 (QF)	NCAA 2nd Round
2015-16	20-11 (10-6)	1-1 (QF)	Declined WNIT
2014-15	18-15 (7-9)	0-1 (R1)	WNIT 3rd Round
2013-14	25-8 (11-5)	1-1 (SF)	NCAA 1st Round



## GAME 11: MIAMI

- in 23 minutes off the bench vs. Seton Hall despite missing practice time due to illness
- Averaged 9.0 points and 4.0 rebounds per game at the Cancun Challenge
- Registered seven points, three rebounds and one block vs. Green Bay and followed that up with a season-high 11 points with five boards in 16 minutes vs. Southern Miss. She went 3-of-4 from beyond the arc vs. the Golden Eagles, her first multi-3-pointer game this season
- Against No. 8/9 Tennessee, delivered a clutch 3-pointer in the fourth quarter and came up with a big defensive board after the Pack retook the lead with less than a minute left in the game and led the game with a +16 +/-
- Samuels** joined NC State out of the transfer portal after averaging 3.3 points and 1.8 rebounds per game in 69 games at UConn, where she was a part of the 2025 NCAA Women's Championship team

### QUIGLEY WIGGLY

- Devyn Quigley** has been a key bench player for the Pack, averaging 3.8 points and 2.5 rebounds per game, but has gotten the start in two contests
- Coming off five points, two rebounds and one steal in her second career start vs. Seton Hall
- Logged a season-high nine points vs. No. 18/16 USC and had eight points off 3-of-5 shooting vs. Green Bay
- Scored a career-high 20 points off the bench against Coastal Carolina, marking the first time since 2019 (**Elissa Cunane** vs. Louisville with 20 - one of her seven 20+ point games as a freshman) a Pack freshman has scored 20+ points in a game

### KY'SHE IRVING

- Destiny "Ky'She" Lunan** has made an immediate impact as a freshman, averaging 4.9 points, 1.4 rebounds, 1.0 assists and 0.7 steals per game
- Coming off five points and two rebounds vs. Seton Hall
- Logged 11 points for her second double-digit scoring game of the season and a career-high, with three assists vs. Southern Miss
- Tallied 10 points along with four steals vs. No. 17/12 TCU. Those four steals marked the second most by a freshman in the ACC this season (most is Jocelyne Grier from BC vs. Holy Cross with six)
- Ranked No. 65 in the ESPN HoopGurlz Ranking as a four-star recruit. The Arizona product averaged 20.6 points, 4.6 rebounds, 4.2 steals and 3.1 assists per game enroute to an Open State Championship for Millennium High School, in which she dropped 37 points in the championship game

### HEART FROM MADDIE

- Maddie Cox** has been a consistent piece for the Pack going into her third year at NC State
- Earned her second start of the season, logging seven points, a career-high 12 rebounds, two blocks and one steal vs. Seton Hall
- Has averaged 9.0 points, 7.5 rebounds, 1.5 blocks and 1.5 steals per game in her two starts
- Registered nine points, four rebounds, two blocks and one steal vs. Southern Miss
- Made her second career start, first this season, against Coastal Carolina. Logged a career-high 11 points against the Chants, also adding three rebounds, two steals and one block
- Played in 30 games last season. She finished the year on a high note against No. 3 seed LSU in the Sweet 16 with a career-high eight points and seven rebounds

### DEFENSIVE PROWNESS

- In the **Wes Moore** era, the Pack has held opponents to fewer than 60 points in 186 total games. The Pack is 176-10 (.946) in those outings and 99-2 (.980) in such games since the start of 2018-19
- NC State held Coastal to 13 first-half points on 16.1 percent shooting (5-for-31)
- The Pack held Seton Hall to 20 second-half points, the least amount of second-half points given this season, holding the Pirates to 23.3 percent shooting (7-30) in that stretch
- NC State had its best defensive performance this season against Maine, limiting the Bears to 47 points on 29.0 percent shooting from the field (20-69)
- The Pack has limited fouls to 14.1 per game, which is third the ACC and 28th in the country
- NC State leads the league in rebounds per game (48.60) and defensive rebounds per game (33.6), which are fourth and second in the country, respectively
- The Pack is also second in three-point percentage defense (.257) in the ACC

### OFF THE BOARDS

- NC State leads the ACC in rebounds per game (48.60) and defensive rebounds per game (33.6), which are fourth and second, respectively, in the NCAA

- The Pack is also fourth in rebound margin (10.5), which is 26th in the country, and third in the league in offensive rebounds per game (15.0)
- NC State has logged 45+ rebounds in eight of the first 10 games and has five 50+ rebound games led by a season-high 57 vs. No. 9/9 Oklahoma
- The Pack has logged at least 12 offensive rebounds in all 10 games this season, led by 21 at No. 9/9 Oklahoma
- The Pack has three players in the top 25 in rebounds in the ACC. **Khamil Pierre** leads the league and is second in the country (13.0). **Tilda Trygger** is eighth (8.3) and **Zoe Brooks** follows in 21st (6.3)
- NC State has logged 18 games with 20+ offensive boards in the **Wes Moore** era, with one of those coming this year with 21 at No. 9/9 Oklahoma

### MCDOUBLE-DOUBLE

- NC State has had a player log a double-double on nine different occasions
- Zoe Brooks** and **Khamil Pierre** began their seasons with double-doubles on back-to-back occasions. **Brooks** had 13 points and 11 rebounds vs. Tennessee and a season-high 24 points with 11 rebounds vs. Southern Cal. **Pierre** registered a season-high 21 points with 14 rebounds against Tennessee and 10 points with 18 rebounds vs. USC. She logged her third straight double-double to begin her Wolfpack career with 18 points and 10 boards vs. Maine
- Pierre** has registered three straight double-doubles, coming off 19 points and 20 rebounds at Oklahoma and also tallying 12 points and 21 rebounds vs. Green Bay and 18 points with 16 boards vs. Southern Miss
- Pierre** leads the league and is fourth in the country in double-doubles (6)

### RANKED WINS UNDER MOORE

- NC State has defeated a total of 52 nationally ranked opponents (52-54) in the **Wes Moore** era
- NC State was able to add to its ranked wins total
- The Pack has defeated 10 top six foes (10-16) under Moore's leadership: No. 2 Notre Dame (2016-17), No. 1 South Carolina (2020-21), No. 1 Louisville (2020-21), No. 5 Louisville (2020-21), No. 2 Maryland (2021-22), No. 3 Louisville (2021-22), No. 2 UConn (2023-24), No. 3 Colorado (2023-24), No. 5 Stanford (2023-24), No. 4 Texas (2023-24) and No. 1 Notre Dame (2024-25)
- Three of NC State's five wins over No. 1 opponents have come in the **Moore** era - South Carolina (2020-21), Louisville (2020-21) and Notre Dame (2024-25)
- The Pack beat two AP Top 3 teams (No. 2 UConn on Nov. 12, No. 3 Colorado on Nov. 25) last season in the span of 13 days. It marked the fourth time in team history NC State defeated two top three teams in the same season and was the second-shortest span of time between two Pack wins vs. top three squads

### SHARP SHOOTING

- NC State shot over 45 percent in three games this season, led by a season-high 55.8 percent (43-of-77) against Southern Miss
- NC State has won 38 straight games when shooting 50+ percent as a team. The last time NC State lost such a game was in the 2021 Sweet 16 against Indiana (March 27, 2021)
- In **Wes Moore's** 13-year tenure, NC State is 74-5 (.937) in games during which it had a field goal percentage of .500 or better

### THREE BALL

- The Wolfpack has hit 10+ threes in 71 games under **Wes Moore's** leadership
- NC State is 68-4 (.944) in those games and has not lost a game in which the Pack has hit 10 triples since Jan. 9, 2020 (UNC)
- NC State has logged at least seven 3-pointers in the four of the past five games with a season-high nine vs. Coastal and Southern Miss

### SPREADING THE LOVE

- The Pack has assisted on at least half of its field goals in five games this season and is 5-0 when doing so
- NC State had a season-high 25 assists on 43 makes vs. Southern Miss
- The Pack also logged 20 assists on 28 makes vs. Coastal
- The point guard duo of **Zoe Brooks** and **Zamareya Jones** lead the way in assists on the team. **Brooks**

## WOLFPACK STREAKS

### GENERAL TEAM

Overall .....	1
ACC Regular Season .....	5
NCAA Tournament .....	0
ACC Tournament .....	0
Unranked Teams .....	3
Ranked Teams .....	0
Home .....	1
Home ACC .....	12
Home Non-Conference .....	1
Home Ranked .....	0
Home Unranked .....	1
Home Unranked Non-Conference .....	1
Road .....	0
Road ACC .....	2
Road Non-Conference .....	0
Road Ranked .....	0
Road Unranked .....	5
Road Unranked Non-Conference .....	0
Neutral .....	1
Neutral Ranked .....	0
Neutral Unranked .....	8

### TEAM STATS

Shooting 30+ percent .....	63
Shooting 40+ percent .....	5
Shooting 30+ percent from three .....	0
Scoring 60+ points .....	6
Scoring 70+ points .....	0
10+ assists .....	1
15 or fewer turnovers .....	4

### CONSECUTIVE GAMES WITH 3FG

Zamareya Jones .....	6
Maddie Cox .....	1
Zoe Brooks .....	1
Destiny "Ky'She" Lunan .....	1
Qadence Samuels .....	1

### CONSECUTIVE 10+ POINT GAMES

Zamareya Jones .....	6
Khamil Pierre .....	5

### CONSECUTIVE FREE THROWS MADE

Qadence Samuels .....	11
Maddie Cox .....	5
Zamareya Jones .....	5
Khamil Pierre .....	1
Tilda Trygger .....	1

### CONSECUTIVE STARTS FOR PACK

Zoe Brooks .....	42
Zamareya Jones .....	10
Tilda Trygger .....	6
Maddie Cox .....	1
Devyn Quigley .....	1

### CONSECUTIVE GAMES PLAYED FOR PACK

Zoe Brooks .....	42
Zamareya Jones .....	30
Devyn Quigley .....	14
Maddie Cox .....	13
Destiny "Ky'She" Lunan .....	10
Khamil Pierre .....	10
Qadence Samuels .....	10
Tilda Trygger .....	5
Mallory Collier .....	1

### Wolfpack careers only



## WHAT TO WATCH FOR

2025-26 WATCH LISTS & AWARDS  
(BY PLAYER)**ZOE BROOKS**

- All-ACC Preseason Team
- Nancy Lieberman Point Guard of the Year Preseason Top 20 Watchlist
- Jersey Mike's Naismith Women's College Player of the Year Trophy Preseason Watchlist
- Wooden Award Preseason Watchlist
- Cancun Challenge Yutacan All-Tournament Team

**ZAMAREYA JONES**

- Ann Meyers-Drysdale Shooting Guard of the Year Preseason Top 20 Watchlist

**KHAMIL PIERRE**

- All-ACC Preseason Team
- Katrina McClain Power Forward of the Year Preseason Top 20 Watchlist
- Jersey Mike's Naismith Women's College Player of the Year Trophy Preseason Watchlist
- Ro Greensboro Most Outstanding Player
- Wade Award Preseason Watchlist
- Wooden Award Preseason Watchlist
- Cancun Challenge Yutacan MVP and All-Tournament Team

**TILDA TRYGGER**

- Lisa Leslie Center of the Year Preseason Top 20 Watchlist

## CHARGE TRACKER

Charges &amp; illegal screens

**MADDIE COX**

- 4Q, 4:04 vs. Southern Miss - charge
- 1Q, 6:52 vs. Seton Hall - charge
- 4Q, 7:37 vs. Seton Hall - charge

**ZAMAREYA JONES**

- 1Q, 4:38 vs. USC - Illegal screen
- 3Q, 9:53 vs. Coastal Carolina - charge

**KHAMIL PIERRE**

- 4Q, 0:53 vs. TCU - charge
- 4Q, 4:41 vs. Seton Hall - charge

**LORENA AWOU**

- 2Q, 8:40 vs. Coastal Carolina - charge

**KY'SHE LUNAN**

- 3Q, 1:53 vs. Green Bay - charge

**QADENCE SAMUELS**

- 4Q, 3:01 vs. USC - Illegal screen

has a team's most 4.9 assists per game (sixth in the ACC) and **Jones** follows with 3.7 per game (12th in the ACC)

- **Jones** has the third best assist/turnover ratio in the ACC at 2.2 and **Brooks** follows in sixth with 2.0
- The Pack is ranked sixth in assist/turnover ratio (1.09) in the league

**POP OFF OFFENSE**

- The Pack is sixth in the league in scoring offense with 75.5 points per game
- NC State scored 110 points on Southern Miss, marking the most scored in a game in the **Wes Moore** era
- The 110 points marked the most scored in a neutral site game since the Pack scored 116 points on Delaware State on Dec. 21, 1996
- The Pack scored 50+ points in both halves vs. Southern Miss (58, 52) since playing Saint Mary's (50, 51) in 2021

**WOLFPACK WES**

- Head coach **Wes Moore** is No. 2 in all-time wins among active NCAA women's basketball coaches with 865 wins (just trailing **Geno Auriemma**) and fourth among men's and women's coaches
- Accomplished 850 wins vs. FSU (2/9/25) and has 301 wins at NC State
- Coached his 400th game at NC State vs. TCU (11/16)
- Coach **Moore** secured his 800th career win on March 2, 2023. With that victory, **Moore** became the fifth active, third-ever ACC and 15th NCAA Division I WBB coach of all time to reach the 800 wins mark. He accomplished the feat in 1,048 games across stints at NC State (242), Chattanooga (358), Francis Marion (69) and Maryville College (131)
- **Moore's** 865 career wins is ranked No. 13 all time, and he is also ranked No. 7 nationally among active coaches with a .763 career winning percentage
- Coach **Moore** has led his NC State teams to eight straight NCAA Tournaments, the longest streak in program history, along with six Sweet 16 appearances, two Elite Eight showings and one Final Four in 2024, the first for the Pack since 1998 and second in program history

**RANKINGS REVIEW**

- The Pack was ranked No. 9, No. 10, No. 16 and No. 25 in the first four AP Polls and No. 8, 9, 16, 24 and 25 in the first five WBCA Coaches Polls of the season
- NC State was not in the week 5 AP Poll for the first time in 19 weeks
- The Pack has been ranked in the AP Top 10 in 231 weeks
- The Pack will face six opponents currently ranked in the AP Top 25. NC State has already played No. 8/9 Tennessee, No. 18/16 USC, No. 17/12 TCU and No. 9/9 Oklahoma

**FROM UNRANKED TO THE FINAL FOUR**

- In 2024, the NC State women's basketball team (along with the men) made the program's second ever NCAA Final Four, first since 1998, as the No. 3 seed
- NC State became one of just seven teams in NCAA DI Women's Basketball history to start the season unranked in the AP Top 25 and reach a Final Four that same season. The Wolfpack also accomplished that feat in its 1998 Final Four run
- The Pack has played in 25 NCAA Tournament games in **Wes Moore's** tenure. Among ACC schools, Notre Dame (48), Louisville (43) and Stanford (39) have played more such games since 2013-14

**FROM RALEIGH TO THE W**

- **Saniya Rivers** and **Aziaha James** were both picked in the first round of the 2025 WNBA Draft. NC State was the only school to have two players picked in the first round of the 2025 draft
- **Rivers** became the highest draft pick in school history, being picked No. 8 overall. Among rookies, she finished first in blocks, third in steals, fourth in assists and sixth in points. She had 16 double-digit scoring games
- **James** was picked No. 12 overall by the Dallas Wings. She averaged 7.5 points per game, which finished in the top 10 among rookies, along with tallying 12 double-digit scoring games and three 20-point games
- Both **Rivers** and **James** will play in Unrivaled this winter. **Rivers** is on Team Hive and **James** is one of six developmental players
- **Madison Hayes** signed a training camp contract with the Connecticut Sun. She played in two preseason games with the Sun and is currently playing for Della Fiore Broni (Serie A2)

**WOLFPUPS**

- NC State signed two in the class of 2026 in the early signing period, both of whom are in the top 100 according to ESPN and Rivals
- **Kamora Pruitt** is a 6-2 forward/wing from DeSoto, Texas and is a four-star ranked No. 27 by Rivals and No. 38 by ESPN Sportscenter NEXT 100. She averaged 16.1 points per game last season and is an OTE Champion and 3SSSB All-American with Team Lex
- **Pruitt** chose NC State over Baylor, SMU, Oklahoma and Arizona
- **Annsley Trivette** is a four-star power forward ranked No. 93 in the ESPN rankings. She averaged 20.0 points, 10.4 rebounds, 3.9 assists, 2.8 blocks and 1.8 steals per game as a junior at Abingdon High School in Virginia. She plays for the West Virginia Thunder and was an integral role in the team's Under Armour Association U-17 title
- **Trivette** chose NC State over Virginia, Wake Forest, James Madison, Belmont and others
- The class of 2025 was ranked No. 25 by ESPN, marking a second straight top 25 class. **Destiny "KyShe" Lunan** was ranked No. 65 and **Adelaide Jernigan** came in at No. 68

**MOORE COACHING TREE**

- Several former players of coach **Wes Moore** and NC State are now coaching at several DI programs:
- **River Baldwin** (2022-24) - Assistant Coach at La Salle
- **Raina Perez** (2020-22) - Assistant Coach at Portland State
- **Elissa Cunane** (2018-22) - Assistant Coach at Providence
- **Kayla Jones** (2017-22) - Assistant Coach/Director of Player Personnel at NC State
- **Ashley Williams** (2013-17) - Assistant Coach at NC State

**2024-25 SEASON SUMMARY**

- The Pack finished 28-7 last season with an ACC Co-Regular Season Championship, marking the program's 33rd 20+ win season of all time, 11th such season in the **Wes Moore** era. This marked the 10th straight 20+ win season, the program's longest streak (all under the **Moore** era)
- NC State's 25+ win season marked the 15th in program history and seventh in the **Moore** tenure
- The Pack earned its seventh ACC Regular Season Championship, which marked the second in the Coach **Moore** era. With a 16-2 league mark, NC State shared the regular season title with Notre Dame and owning the tiebreaker, the Pack earned the No. 1 seed in the ACC Tournament
- NC State started the season 4-3 and went 24-4 in the final 28 games. With the third best NET opponent ranking in the country at 64, the Pack endured one of the toughest schedules in the country and picked up six ranked wins, including over No. 1 Notre Dame, No. 10 Duke, No. 14 North Carolina and No. 18 Ole Miss
- NC State's upset for No. 1 Notre Dame in double overtime, 104-95, marked **Moore's** third win over a No. 1 opponent and the first home win over a No. 1 team since 1978 (vs. Wayland Baptist)
- NC State was the runner-up at the 2025 ACC Tournament, marking the Pack's 19th appearance in the title game and fifth championship berth in the past six seasons
- The Pack went undefeated at home with an 18-0 record (third undefeated home season in school history and second in the **Moore** era)
- All seven of the Pack's losses were to NCAA Tournament teams who were ranked in the AP Top 25 for majority of the season
- Coach **Moore** won ACC Coach of the Year for the fourth time, 15th time overall in his career
- Three different NC State players were named to the All-ACC First Team with two-time selections **Aziaha James** and **Saniya Rivers**, along with first-time choice **Zoe Brooks**, who was the program's first-time ACC Most Improved Player
- **Rivers** also was tabbed to the ACC All-Defensive Team for the second straight year, and **Tilda Trygger** was named to the ACC All-Freshman Team



QUICK NOTES

TEAM HISTORY

First Season..... 1974-75  
 Arena.....Reynolds Coliseum  
 Capacity.....5,500  
 All-Time Record..... 1,083-508 (.681)  
 All-Time ACC Record ..... 451-263 (.632)  
 NCAA Appearances ..... 30 (last: 2025)  
 NCAA Tournament Record ..... 35-30 (.547)  
 ACC Regular-Season Titles.. 7 (78, 80, 83, 85, 90, 22, 25)  
 ACC Tournament Titles ...7 (80, 85, 87, 91, 20, 21, 22)  
 ACC Tournament Record ..... 62-41 (.602)

MEDIA RELATIONS

Basketball Contact.....Kylie Magar  
 Cell Phone ..... 425-647-9584  
 E-mail ..... kamagar@ncsu.edu

TEAM INFORMATION

2024-25 Overall Record ..... 28-7  
 2024-25 ACC Record ..... 16-2  
 2024-25 Conference Finish.....T-1st  
 2025 ACC Tournament .....2-1 (Championship)  
 2025 Postseason ..... 2-1 (NCAA Sweet 16)  
 Starters Returning/Lost.....2/3  
 Players Returning/Lost ..... 7/5  
 Newcomers ..... 4 (2 freshmen, 2 transfers)

UNIVERSITY INFORMATION

Location..... Raleigh, N.C.  
 Founded..... 1887  
 Enrollment ..... 36,000+  
 Nickname ..... Wolfpack  
 Colors .....Red (PMS 186) and White  
 Conference ..... Atlantic Coast  
 Home Court.....Reynolds Coliseum  
 Chancellor..... Kevin Howell  
 Athletic Director .....Boo Corrigan  
 Basketball Administrator.....Stephanie Menio  
 Athletic Department Phone.....(919) 515-2101  
 Athletics Website ..... GoPack.com

2025-26 COACHING STAFF

Head Coach .... Wes Moore (13th season at NC State)  
     Johnson University, 1984  
 Career Coaching Record..... 865-268 (.763)  
 Record at NC State ..... 307-99 (.756)  
 Overall ACC Record..... 143-56 (.719)  
 Overall ACC Tournament Record ..... 19-9  
 NCAA Tournament Record at NC State ..... 16-9  
 Associate Head Coach ..... Nikki West  
     Clemson, 2000 // 11th season  
 Assistant Coach..... Ashley Williams  
     NC State, 2017 // fourth season  
 Assistant Coach..... Simon Harris  
     NC State, 2013 // third season  
 Assistant Coach/Dir. of Player Dev.....Kevin Leatherwood  
     Carson-Newman, 2014 // third season  
 Assistant Coach/Dir. of Player Personnel.... Kayla Jones  
     NC State, 2021 // first season  
 Dir. of Ops/Assistant Coach..... Houston Fancher  
     Middle Tennessee State, 1988 // eighth season  
 Executive Director of Operations ....Rachel Stockdale  
 Director of Scouting and Video Ops....Brandon Miller

WOLFPACK ROSTER

NUMERICAL

NO.	NAME	HT.	POS.	YR.	HOMETOWN / HS / LAST SCHOOL
0	Devyn Quigley	5-11	G	So.	Manchester, N.J. / Manchester Township
1	Lorena Awou	6-5	F	So.	East Moline, Ill. / United Township
2	Qadence Samuels	6-0	G	Jr.	Forestville, Md. / Bishop McNamara / UConn
3	Zamareya Jones	5-7	G	So.	Bethel, N.C. / North Pitt
7	Destiny "Ky'She" Lunan	5-10	G	Fr.	Goodyear, Ariz. / Millennium
10	Adelaide Jernigan	5-11	G	Fr.	Winston-Salem, N.C. / Bishop McGuinness
11	Maddie Cox	6-2	F	Jr.	Flower Mound, Texas / Flower Mound
12	Khamil Pierre	6-2	F	Jr.	Phoenix, Ariz. / Perry / Vanderbilt
18	Tilda Trygger	6-6	F	So.	Stockholm, Sweden
35	Zoe Brooks	5-10	G	Jr.	Plainfield, N.J. / Saint John Vianney
42	Mallory Collier	6-3	C	Jr.	Millington, Tenn. / Bartlett

ALPHABETICAL

NO.	NAME	HT.	POS.	YR.	HOMETOWN / HS / LAST SCHOOL
1	Lorena Awou	6-5	F	So.	East Moline, Ill. / United Township
35	Zoe Brooks	5-10	G	Jr.	Plainfield, N.J. / Saint John Vianney
42	Mallory Collier	6-3	C	Jr.	Millington, Tenn. / Bartlett
11	Maddie Cox	6-2	F	Jr.	Flower Mound, Texas / Flower Mound
3	Zamareya Jones	5-7	G	So.	Bethel, N.C. / North Pitt
7	Destiny "Ky'She" Lunan	5-10	G	Fr.	Goodyear, Ariz. / Millennium
10	Adelaide Jernigan	5-11	G	Fr.	Winston-Salem, N.C. / Bishop McGuinness
12	Khamil Pierre	6-2	F	Jr.	Phoenix, Ariz. / Perry / Vanderbilt
0	Devyn Quigley	5-11	G	So.	Manchester, N.J. / Manchester Township
2	Qadence Samuels	6-0	G	Jr.	Forestville, Md. / Bishop McNamara / UConn
18	Tilda Trygger	6-6	F	So.	Stockholm, Sweden

WOMEN'S BASKETBALL STAFF

**Head Coach:** Wes Moore (Johnson University, 1984 // 13th season at NC State)  
**Associate Head Coach:** Nikki West (Clemson, 2000 // 11th overall season at NC State, sixth in a row)  
**Assistant Coach:** Ashley Williams (NC State, 2017 // fourth season at NC State)  
**Assistant Coach:** Simon Harris (NC State, 2008 // third season at NC State, first year back)  
**Assistant Coach/Director of Player Development:** Kevin Leatherwood (Carson-Newman, 2014 // third season at NC State)  
**Assistant Coach/Director of Player Personnel:** Kayla Jones (NC State, 2022 // third season at NC State, first in role)  
**Director of Operations/Assistant Coach:** Houston Fancher (MTSU, 1988 // eighth season at NC State)  
**Executive Director of Operations:** Rachel Stockdale (NC State 2006 // 13th season at NC State)  
**Director of Scouting and Video Operations:** Brandon Miller (High Point, 2004 // ninth season at NC State)  
**Assistant Director of Creative Media:** Sarah Freitas (South Carolina, 2025 // 1st season at NC State)  
**Athletic Trainer:** Brittany Blunt  
**Strength & Conditioning Coach:** Felipe Lopes  
**Dietician:** Molly Barkman

PRONUNCIATIONS

NAME	FIRST	LAST
Lorena Awou	Lor-ay-nuh	uh-WOO
Zamareya Jones	Zuh-MAR-ee-uh (can call Zam on all references)	
Destiny "Ky'She" Lunan	Ky-She (Can call Ky'She on all references)	
Qadence Samuels	Cay-dens	
Tilda Trygger		TREE-ger



# PACK STACKING UP

## ACC AND NATIONAL RANKINGS

INDIVIDUAL		
POINTS PER GAME	ACC	NATL.
Zoe Brooks (14.5)	8	205
Khamil Pierre (14.0)	12	249
Zamareya Jones (13.5)	16	-
FIELD GOALS	ACC	NATL.
Khamil Pierre (64)	3	46
Zoe Brooks (57)	7	111
Zamareya Jones (47)	10	-
FIELD GOAL ATTEMPTS	ACC	NATL.
Zoe Brooks (144)	5	33
Khamil Pierre (134)	9	68
Zamareya Jones (133)	10	73
FIELD GOAL PERCENTAGE	ACC	NATL.
Khamil Pierre (.478)	11	133
Zoe Brooks (.396)	17	-
Zamareya Jones (.383)	18	-
THREE-POINTERS/GAME	ACC	NATL.
Zamareya Jones (1.8)	11	-
THREE POINT ATTEMPTS	ACC	NATL.
Zamareya Jones (61)	7	105
FREE THROW PERCENTAGE	ACC	NATL.
Zoe Brooks (.700)	16	-
REBOUNDS PER GAME	ACC	NATL.
Khamil Pierre (13.0)	1	2
Tilda Trygger (8.3)	8	90
Zoe Brooks (6.0)	20	-
OFFENSIVE REBOUNDS PER GAME	ACC	NATL.
Khamil Pierre (4.5)	1	9
DEFENSIVE REBOUNDS PER GAME	ACC	NATL.
Khamil Pierre (8.5)	1	5
ASSISTS PER GAME	ACC	NATL.
Zoe Brooks (4.9)	5	47
Zamareya Jones (3.7)	13	162
ASSIST/TURNOVER RATIO	ACC	NATL.
Zoe Brooks (2.18)	3	63
Zamareya Jones (1.96)	7	91
BLOCKS PER GAME	ACC	NATL.
Tilda Trygger (1.11)	14	177
DOUBLE-DOUBLES	ACC	NATL.
Khamil Pierre (6)	1	4
MINUTES PER GAME	ACC	NATL.
Zoe Brooks (34.78)	1	34
Tilda Trygger (30.6)	14	-
Zamareya Jones (29.8)	22	-
Khamil Pierre (29.2)	25	-

TEAM		
CATEGORY	ACC	NATL.
Defensive Rebounds Per Game (33.6)	1	2
Rebounds Per Game (48.60)	1	4
Three Point Percentage Defense (.257)	2	44
Turnovers Per Game (13.0)	3	25
Fouls Per Game (14.1)	3	28
Offensive Rebounds Per Game (15.0)	3	43
Rebound Margin (10.5)	4	26
Assist/Turnover Ratio (1.09)	6	56
Scoring Offense (75.5)	6	68
Field Goal Percentage Defense (.382)	8	123
Three Point Attempts Per Game (21.0)	8	159
Rebound Margin (7.7)	9	76
Three-Pointers Per Game (6.0)	9	191
Field Goal Percentage (.423)	10	129
Three Pointers Per Game (6.0)	10	189

# PACK IN THE POLLS

ASSOCIATED PRESS (6)			COACHES POLL (6)			PACK'S WEEKLY RANKINGS		
1.	UConn (23)	9-0	1.	UConn (28)	9-0		AP	COACHES
2.	Texas (9)	10-0	2.	Texas (3)	10-0	Preseason	9	8
3.	South Carolina	9-1	3.	South Carolina	9-1	Week 1	10	9
4.	UCLA	9-1	4.	UCLA	9-1	Week 2	16	16
5.	LSU	10-0	5.	LSU	10-0	Week 3	25	24
6.	Michigan	8-1	6.	Maryland	11-0	Week 4	RV (26)	25
7.	Maryland	11-0	7.	TCU #	10-0	Week 5	RV (8)	RV (9)
8.	TCU #	10-0	8.	Michigan	8-1	Week 6	-	-
9.	Oklahoma #	9-1	9.	Oklahoma #	9-1	Week 7	-	-
10.	Iowa State	10-0	10.	Iowa State	10-0	Week 8	-	-
11.	Iowa	9-0	11.	North Carolina #	9-2	Week 9	-	-
12.	North Carolina #	9-2	12.	Iowa	9-0	Week 10	-	-
13.	Baylor	9-1	13.	Vanderbilt	9-0	Week 11	-	-
14.	Vanderbilt	9-0	14.	Baylor	9-1	Week 12	-	-
15.	Kentucky	10-1	15.	Kentucky	10-1	Week 13	-	-
16.	USC #	5-2	16.	Ole Miss	8-1	Week 14	-	-
17.	Ole Miss	8-1	17.	USC #	7-2	Week 15	-	-
18.	Tennessee #	6-2	18.	Tennessee #	6-2	Week 16	-	-
19.	Notre Dame #	6-2	19.	Notre Dame #	6-2	Week 17	-	-
20.	Washington	8-1	20.	Louisville #	8-3	Week 18	-	-
21.	Ohio State	7-1	21.	Ohio State	7-1			
22.	Louisville #	8-3	22.	Oklahoma State	10-1			
23.	Oklahoma State	10-1	23.	Washington	8-1			
24.	Nebraska	9-0	24.	Michigan State	8-1			
25.	Michigan State	8-1	25.	Alabama	10-0			
# - NC State opponent			# - NC State opponent			<ul style="list-style-type: none"><li>• 79 weeks in the AP Top 5 in program history</li><li>• 231 weeks in the AP Top 10</li><li>• Fell out of AP Top 25 on Feb. 13, 2023, after 96 straight weeks in the poll; re-entered AP Top 25 on Nov. 13, 2023, and has not been ranked in two weeks the past two years</li><li>• Program-best national ranking: No. 2</li></ul>		

# RANKING BREAKDOWNS (AS OF 12/11)

Opponent	NET Then/Now	AP Then/Now	Coaches Then/Now	NC State Ranks Then	NC State NET Then
vs. Tennessee (11/4)	- / 29	8 / 18	9 / 17	9 / 8	None
vs. USC (11/10)	- / 20	18 / 16	16 / 18	9 / 8	None
Maine (11/11)	- / 227	NR / NR	NR / NR	10 / 9	None
TCU (11/16)	- / 8	17 / 8	T12 / 7	10 / 9	None
Coastal Carolina (11/19)	- / 129	NR / NR	NR / NR	16 / 16	None
Rhode Island (11/23)	- / 53	NR / NR	NR / NR	16 / 16	None
vs. Green Bay (11/27)	- / 111	NR / NR	NR / NR	25 / 24	None
vs. Southern Miss (11/28)	- / 186	NR / NR	NR / NR	25 / 24	None
at Oklahoma (12/3)	22 / 25	- / 9	9 / 9	RV (26) / 25	39
Seton Hall (12/7)	42 / 56	- / NR	- / NR	RV (26) / 25	38
at Miami (12/14)	- / 38	- / NR	- / NR	RV (8) / RV (9)	39
Georgia Tech (12/18)	- / 106	- / NR	- / NR	- / -	-
at Davidson (12/21)	- / 42	- / NR	- / NR	- / -	-
Stanford (1/1)	- / 32	- / RV (1)	- / RV (1)	- / -	-
California (1/4)	- / 61	- / NR	- / NR	- / -	-
at Clemson (1/8)	- / 51	- / NR	- / NR	- / -	-
SMU (1/11)	- / 148	- / NR	- / NR	- / -	-
at Wake Forest (1/15)	- / 127	- / NR	- / NR	- / -	-
Louisville (1/18)	- / 14	- / 22	- / 21	- / -	-
at Virginia (1/25)	- / 34	- / NR	- / NR	- / -	-
at Boston College (1/29)	- / 211	- / NR	- / NR	- / -	-
North Carolina (2/2)	- / 13	- / 12	- / 10	- / -	-
Florida State (2/5)	- / 115	- / NR	- / NR	- / -	-
at Virginia Tech (2/8)	- / 63	- / NR	- / NR	- / -	-
at Notre Dame (2/15)	- / 24	- / 19	- / 19	- / -	-
at Duke (2/19)	- / 37	- / NR	- / NR	- / -	-
Syracuse (2/22)	- / 43	- / NR	- / NR	- / -	-
Wake Forest (2/26)	- / 127	- / NR	- / NR	- / -	-
at Pittsburgh (3/1)	- / 246	- / NR	- / NR	- / -	-

# ACC STANDINGS (AS OF 12/11)

TEAM	ACC	ACC PCT.	OVERALL	OVERALL PCT.	STREAK
1. Syracuse	1-0	1.000	9-1	.900	W4
2. Louisville	1-0	1.000	9-3	.750	W2
3. Notre Dame	1-0	1.000	6-2	.750	W1
4. Virginia	1-0	1.000	8-3	.727	W2
5. Duke	1-0	1.000	4-6	.400	W1
6. North Carolina	0-0	.000	9-2	.818	W1
Wake Forest	0-0	.000	9-2	.818	L2
8. Stanford	0-0	.000	8-2	.800	L1
9. Cal	0-0	.000	8-3	.727	W2
Virginia Tech	0-1	.000	8-3	.727	W1
11. Miami	0-0	.000	6-3	.667	W1
12. NC State	0-0	.000	6-4	.600	W1
Clemson	0-1	.000	6-4	.600	W1
14. Pitt	0-0	.000	6-5	.545	L1
15. SMU	0-0	.000	5-6	.455	W1
16. Georgia Tech	0-0	.000	4-6	.400	W1
17. Florida State	0-1	.000	4-7	.364	L3
18. Boston College	0-1	.000	4-9	.308	L5



## THE LAST TIME:

### NC STATE PLAYERS

50+ points	Andrea Stinson (50) vs. Providence, 12/3/89
40-49 points	Linda Page (42) vs. Clemson, 2/4/84
35-39 points	Aziah James (36) vs. Duke, 2/3/25
30-34 points	Zoe Brooks (33) vs. Notre Dame, 2/23/25
25-29 points	Zamareya Jones (26)/Zoe Brooks (25) at Oklahoma, 12/3/25
20-24 points	Zoe Brooks (21) vs. Green Bay, 11/27/25
20+ points off the bench	Devyn Quigley (20) vs. Coastal Carolina, 11/21/24
2 players with 20+ points	Z. Jones (26)/Z. Brooks (25) at Oklahoma, 12/3/25
3 players with 20+ points	J. Brown-Turner (23)/K. Jones (22)/K. Crutchfield (20) vs. Virginia Tech, 1/24/21
Back-to-back 25+ point games	A. James vs. Stanford (29), 3/29/2024 and vs. Texas (27), 3/31/24
5 players in double figures	K. Pierre (18)/T. Trygger (16)/Z. Brooks (14)/Z. Jones (14)/K. Lunan (11)/Q. Samuels (11)/A. Jernigan (10) vs. Southern Miss, 11/27/25
All 5 starters in double figures	K. Pierre (18)/T. Trygger (16)/Z. Brooks (14)/Z. Jones (14)/Q. Samuels (11) vs. Southern Miss, 11/27/25
More than 5 players in double figures	K. Pierre (18)/T. Trygger (16)/Z. Brooks (14)/Z. Jones (14)/K. Lunan (11)/Q. Samuels (11)/A. Jernigan (10) vs. Southern Miss, 11/27/25
Made every shot from field (min. 7)	Mimi Collins (8-8) vs. Elon, 11/15/23
20+ rebounds	Khamil Pierre (20) at Oklahoma, 12/3/25
15+ rebounds	Khamil Pierre (20) at Oklahoma, 12/3/25
2 players with 10+ rebounds	K. Pierre (20)/T. Trygger (12) at Oklahoma, 12/3/25
10+ made free throws	Zoe Brooks (14) vs. Notre Dame, 2/23/25
15+ made free throws	Dominique Wilson (15) vs. Louisville, 1/17/16
Made every free throw (min. 10)	Zoe Brooks (14-14) vs. Notre Dame, 2/23/25
10+ assists	Saniya Rivers (11) at SMU, 3/2/25
7+ three pointers	Aziah James (7) vs. Texas, 3/31/24
5+ three pointers	Aziah James (6)/Madison Hayes (5) vs. Michigan State, 3/25/25
7+ steals	Saniya Rivers (7) at Clemson, 1/25/24
5+ blocks	Madison Hayes (7) vs. Virginia, 1/8/23
Double-double	K. Pierre (19p, 20r)/T. Trygger (18p, 12R, at Oklahoma, 12/3/25
Multiple double-doubles	K. Pierre (19p, 20r)/T. Trygger (18p, 12R, at Oklahoma, 12/3/25
Triple-double	Zoe Brooks (14 pts, 12 rebs, 10 asts) vs. Liberty, 12/10/23
20+ points and 10+ rebounds	Zoe Brooks (24 points, 11 rebounds) vs. USC, 11/9/25
30+ points and 10+ rebounds	Saniya Rivers (33 points, 10 rebounds) vs. UConn, 11/12/23
40+ points and 10+ rebounds	Linda Page (42 points, 10 rebounds) at Clemson, 2/4/84
15+ points and 15+ rebounds	Khamil Pierre (19 points, 20 rebounds) at Oklahoma, 12/3/25
20+ points and 20+ rebounds	Genia Beasley (29 points, 21 rebounds) vs. Missouri, 3/17/78
Last second shot (<3 sec) to win game	Raina Perez (2.1 seconds) vs. Louisville, 3/7/21
Played every minute of a game	Zoe Brooks vs. Georgia Tech (3/7/25)
Played more than 40 minutes in a game	S. Rivers (48)/Z. Brooks (47)/M. Hayes (43), A. James (43)/T. Trygger (43) vs. Notre Dame, 2/23/25

### NC STATE TEAM

Defeated AP Top 5 team	104-95 (20T) vs. #1 Notre Dame, 2/23/25
Defeated AP No. 1 team	104-95 (20T) vs. #1 Notre Dame, 2/23/25
Played AP No. 1 team	104-95 (20T) vs. #1 Notre Dame, 2/23/25
Defeated AP Top 25 team	80-77 vs. #8 Tennessee, 11/4/25
Unranked Wolfpack team beat ranked team	68-61 vs. #18 Ole Miss, 12/5/24
Advanced to the NCAA Elite Eight	2023-24 season
Reached an NCAA Final Four	2023-24 season
Scored 50+ points in a half	vs. Southern Miss (52 in 2H), 11/28/25
Scored 50+ points in both halves	vs. Southern Miss (58, 52), 11/28/25
Scored 60+ points in a half	vs. NC Central (62 in 2H), 11/29/20
Scored fewer than 20 points in a half	at Duke (19 in 1H), 2/25/24
Scored 100+ points in a game	vs. Southern Miss (110), 11/28/25
Scored 100+ points in a home game	vs. Notre Dame (104), 2/23/25
Scored 100+ points in a road game	at Howard (127), 1/31/92
Scored 100+ points in a neutral site game	vs. Southern Miss (110), 11/28/25
Scored fewer than 50 points in a game	at North Carolina (47), 1/15/23
Shot 50+ percent in consecutive games	at USF (.500), 12/16/2023 and at ODU (.537), 12/20/23
Shot 60+ percent	vs. Duke (.610), 2/3/25
Shot 70+ percent	
Shot below 30 percent	at Miami (.281), 1/18/24
Shot below 25 percent	at Miami (.246), 12/30/15
Shot below 30 percent and won	54-46 at South Carolina (.294), 12/3/20
Shot 60+ percent in a half	vs. Duke (.688 in 2H), 2/3/25
Shot 70+ percent in a half	at Duke (.720 in 2H), 2/13/22
Shot 50+ percent in all four quarters	vs. Southern Miss, 11/28/25

Made 10+ three pointers	vs. Michigan State (15), 3/24/25
Did not make a three pointer	at Wake Forest, 2/9/23
Shot 50+ percent from distance	vs. Michigan State (.500), 3/24/25
Shot 60+ percent from distance	vs. Florida (.647), 11/14/21
Made 30+ free throws	vs. Louisville (34), 1/17/16
Made fewer than five free throws	vs. James Madison (4), 12/19/24
Attempted 40+ free throws	vs. Louisville (43), 1/17/16
Attempted fewer than five free throws	vs. Virginia Tech (4), 1/23/22
Won an overtime game	104-95 (20T) vs. Notre Dame, 2/23/25
Lost an overtime game	103-98 (OT) at Oklahoma, 12/3/25
50+ rebounds	vs. Seton Hall (51), 12/7/25
20+ offensive rebounds	at Oklahoma (21), 12/5/24
30+ assists	at Maryland (30), 1/2/96
20+ assists	vs. Southern Miss (25), 11/28/25
10+ blocks	vs. Charlotte (10), 11/7/23
7+ blocks	vs. Michigan State (7), 3/24/25
10+ steals	vs. Southern Miss (13), 11/28/25
Forced 20+ turnovers	vs. Coastal Carolina (20), 11/19/25
Committed 20+ turnovers	at Louisville (23), 12/15/24
Committed five or fewer turnovers	vs. Vermont (4), 3/22/25
Rallied from 10+ point deficit	vs. Tennessee (down 10 points, 3:33, 2Q), 11/4/25
Rallied from 15+ point deficit	vs. Louisville (down 16 points, 4:25 3Q), 1/20/22
Rallied from 20+ point deficit	vs. Miami (down 20 points, 19:28 2H), 2/19/15
Sold out Reynolds Coliseum	vs. #17/12 TCU (5,500), 11/16/25
Won by 20+ points	110-56 vs. Southern Miss (54), 11/28/25
Won by 30+ points	110-56 vs. Southern Miss (54), 11/28/25
Won by 40+ points	110-56 vs. Southern Miss (54), 11/28/25
Won by 50+ points	110-56 vs. Southern Miss (54), 11/28/25
Won by 60+ points	94-24 vs. UP-Mayaguez (70), 12/21/03
Lost by 15-19 points	65-82 vs. LSU (17), 11/27/24
Lost by 20-29 points	69-91 at UConn (22), 11/20/22
Lost by 30+ points	62-92 at Louisville (30), 2/28/19
Lost back-to-back games	at North Carolina, 2/22/2024 and at Duke, 2/25/24

### OPPOSING TEAM

Player scored 25+ points	Aaliyah Chavez (33), Oklahoma, 12/3/25
Player scored 30+ points	Aaliyah Chavez (33), Oklahoma, 12/3/25
Player scored 35+ points	Caitlin Clark (45), Iowa, 12/1/22
2 players with 20+ points	A Chavez (33)/S. Williams (21)/R. Beers (21) Oklahoma (12/3/25)
No players in double figures	Kentucky, 11/23/23
5 players in double figures	Suarez (17)/Krimili (15)/Oniyah (15)/Williams (15)/Twidale (11), Cal, 1/9/25
All 5 starters in double figures	Suarez (17)/Krimili (15)/Oniyah (15)/Williams (15)/Twidale (11), Cal, 1/9/25
More than 5 players in double figures	Jackson (19)/Liston (14)/Vernerey (13)/Peters (12)/Gray (12)/Williams (11), Duke, 1/8/12
Scored 50+ points in a half	Oklahoma (51 in 2H), 12/3/25
Scored 50+ points in both halves	
Scored fewer than 20 points in a half	Coastal Carolina (13 in 1H), 11/19/25
Scored 100+ points in a game	Oklahoma (103), 12/3/25
Scored 100+ points in Reynolds Coliseum	Minnesota (100), 11/30/91
Scored 40-49 points	Maine (47), 11/11/25
Scored fewer than 40 points	Elon (35), 11/15/23
Shot 60+ percent in a game	Holy Cross (.608), 12/31/91
Shot 70+ percent in a game	
Shot below 30 percent in a game	Maine (.290), 11/11/25
Shot below 25 percent in a game	Boston College (.230), 1/5/25
Shot below 30 percent in a game and won	North Carolina (.297), 1/15/23
Shot 60+ percent in a half	Georgia Tech (.630 in 1H), 2/18/24
Shot 70+ percent in a half	Maryland (.704 in 1H), 2/5/09
Made 10+ three pointers	Green Bay (10), 11/27/25
Did not make a three pointer	Maine, 11/19/19
Shot 50+ percent from distance	LSU (.500), 11/27/24
Shot 60+ percent from distance	Duke (.643), 12/29/22
Made 30+ free throws	Florida State (33), 1/20/13
Made fewer than five free throws	Maine (1), 11/11/25
Attempted 40+ free throws	Florida State (40), 1/20/13
Attempted fewer than five free throws	Georgia Tech (4), 2/20/24
50+ rebounds	LSU (52), 3/28/25
10+ blocks	Oklahoma (10), 12/3/25
10+ steals	Rhode Island (11), 11/23/25
Unranked team beat ranked Wolfpack team	68-63 vs. Rhode Island, 11/23/25



## 2025-26 NC STATE'S RECORD WHEN:

	VS. RANKED	ACC PLAY	OVERALL		VS. RANKED	ACC PLAY	OVERALL
Playing a ranked team	1-3	-	1-3	Having fewer TOs than opponent	1-1	-	3-1
Playing at home	0-1	-	3-2	Having equal/more TOs than opponent	0-2	-	4-3
Playing on the road	0-1	-	0-1	Having fewer than 15 TOs	1-2	-	5-2
Playing on a neutral floor	1-1	-	3-1	Having 15+ TOs	0-1	-	1-2
				Forcing 15+ opponent TOs	-	-	2-0
Leading at the half	0-2	-	4-2	Scoring more pts. off TOs than opponent	0-1	-	3-1
Trailing at the half	1-1	-	2-2	Opponent scoring more pts. off TOs	1-2	-	3-2
Tied at the half	-	-	-				
Playing an overtime game	0-1	-	0-1	Owning advantage in pts. in paint	0-1	-	5-1
				Opponent owns advantage in pts. in paint	0-2	-	0-3
0 players score in double figures	-	-	-	Tied in pts. in the paint	1-0	-	1-0
1 player score in double figures	-	-	-	Winning fast break points	1-2	-	6-3
2 players score in double figures	0-2	-	1-3	Opponent wins fast break points	0-1	-	0-1
3 players score in double figures	-	-	3-0	Winning second chance points	0-1	-	4-2
4 players score in double figures	1-1	-	1-1	Opponent wins second chance points	0-2	-	1-2
5 players score in double figures	-	-	-	Tied in second chance points	1-0	-	1-0
6+ players score in double figures	-	-	1-0				
All five starters score in double figures	-	-	1-0	Wearing white uniforms	1-2	-	4-3
Having at least one 20+ point scorer	1-2	-	2-2	Wearing red uniforms	0-1	-	1-1
Having at least one 30+ point scorer	-	-	-	Wearing alternate uniforms	-	-	1-0
Starters outscore opponent's starters	1-1	-	5-1	Playing in November	1-2	-	5-3
Bench outscores opponent's bench	0-2	-	4-2	Playing in December	0-1	-	1-1
Opponent's starters score equal/more	0-2	-	1-3	Playing in January	-	-	-
Opponent's bench scores equal/more	1-1	-	2-2	Playing in February	-	-	-
				Playing in March	-	-	-
Shooting 50+ percent from field	-	-	1-0	Playing in April	-	-	-
Shooting between 40-50 percent	0-1	-	3-2				
Shooting between 30-40 percent	1-2	-	2-2	Playing in the morning	-	-	-
Shooting below 30 percent	-	-	-	Playing in the afternoon	1-2	-	4-3
				Playing at night	0-1	-	2-1
Opponent shoots 50+ percent from field	-	-	-				
Opponent shoots 40-50 percent	0-1	-	0-2	Playing on Sunday	0-2	-	1-3
Opponent shoots 30-40 percent	1-1	-	5-1	Playing on Monday	-	-	1-0
Opponent shoots below 30 percent	-	-	1-0	Playing on Tuesday	1-0	-	1-0
				Playing on Wednesday	0-1	-	1-1
Shooting better than opponent	1-1	-	6-1	Playing on Thursday	-	-	1-0
Shooting worse than opponent	0-2	-	0-3	Playing on Friday	-	-	1-0
Shooting same as opponent	-	-	-	Playing on Saturday	-	-	-
Making 5+ 3-pointers	1-2	-	5-3	Game is decided by 1-5 points	1-2	-	1-3
Making fewer than 5 3-pointers	0-1	-	1-1	Game is decided by 6-9 points	-	-	1-0
Opponent makes 5+ 3-pointers	1-2	-	5-3	Game is decided by 10-14 points	0-1	-	2-1
Opponent makes fewer than 5 3-pointers	0-1	-	0-1	Game is decided by 15-20 points	-	-	1-0
				Game is decided by 20-29 points	-	-	-
Making more FTs than opponent	1-3	-	4-3	Game is decided by 30+ points	-	-	1-0
Making equal/fewer FTs than opponent	-	-	2-1				
Shooting 70+ percent from FT line	1-1	-	3-1	Scoring fewer than 50 points	-	-	-
Shooting 80+ percent from FT line	-	-	0-1	Scoring 50-59 points	0-1	-	0-1
Shooting 90+ percent from FT line	-	-	-	Scoring 60-69 points	0-1	-	2-2
Shooting below 70 percent from FT line	0-2	-	3-2	Scoring 70-79 points	-	-	2-0
				Scoring 80-89 points	1-0	-	1-0
Outrebounding opponent	0-2	-	5-3	Scoring 90-99 points	0-1	-	0-1
Opponent outrebounds NC State	0-1	-	0-1	Scoring 100+ points	-	-	1-0
Teams are tied in rebounds	1-0	-	1-0				
				Giving up fewer than 50 points	-	-	1-0
Having 10+ steals	-	-	2-0	Giving up 50-59 points	-	-	3-0
Having more steals than opponent	1-1	-	2-1	Giving up 60-69 points	0-2	-	1-3
Opponent has more steals	0-2	-	1-3	Giving up 70-79 points	1-0	-	1-0
Teams are tied in steals	-	-	1-0	Giving up 80-89 points	-	-	-
				Giving up 90-99 points	-	-	-
Assisting on at least half of made FGs	1-0	-	5-0	Giving up 100+ points	0-1	-	0-1
Assisting on less than half of made FGs	0-3	-	1-4				

**BY STARTING LINEUP**

Brooks/Jones/Samuels/Pierre/Trygger  
 Brooks/Jones/Quigley/Cox/Trygger  
 Brooks/Jones/Samuels/Cox/Pierre  
 Brooks/Jones/Quigley/Pierre/Trygger

**RECORD**

4-3  
 1-0  
 1-0  
 0-1



GAME BREAKDOWNS

STAT LEADERS

OPPONENT (DATE)	RESULT	POINTS	REBOUNDS	ASSISTS	BLOCKS	STEALS	MINUTES
vs. #8/9 Tennessee (11/4)	W, 80-77	Khamil Pierre (21)	Khamil Pierre (14)	Brooks/Jones (5)	Tilda Trygger (2)	Khamil Pierre (3)	Zoe Brooks (39)
vs. #18/16 USC (11/9)	L, 69-68	Zoe Brooks (24)	Khamil Pierre (18)	Zoe Brooks (6)	Qadence Samuels (1)	Brooks/Lunan/Pierre (1)	Zoe Brooks (39)
Maine (11/11)	W, 66-47	Khamil Pierre (18)	Khamil Pierre (10)	Zamareya Jones (5)	Tilda Trygger (3)	Zoe Brooks (2)	Zamareya Jones (31)
#17/12 TCU (11/16)	L, 69-59	Tilda Trygger (15)	Zoe Brooks (10)	Zoe Brooks (6)	Tilda Trygger (2)	KyShe Lunan (4)	Zoe Brooks (36)
Coastal Carolina	W, 71-58	Brooks/Jones (13)	Khamil Pierre (10)	Brooks/Jones (8)	Lorena Awou (2)	Zamareya Jones (4)	Zoe Brooks (37)
Rhode Island (11/23)	L, 68-63	Zamareya Jones (17)	Pierre/Trygger (8)	Brooks/Pierre (4)	Pierre/Trygger (1)	Khamil Pierre (2)	Brooks/Trygger (36)
vs. Green Bay (11/27)	W, 79-67	Zoe Brooks (21)	Khamil Pierre (21)	Zoe Brooks (7)	Khamil Pierre (3)	Zoe Brooks (2)	Zoe Brooks (36)
vs. Southern Miss (11/28)	W, 110-56	Khamil Pierre (18)	Khamil Pierre (16)	Zamareya Jones (8)	Maddie Cox (2)	Zoe Brooks (4)	Zamareya Jones (28)
at #9/8 Oklahoma (12/3)	L (OT), 103-98	Zamareya Jones (26)	Khamil Pierre (20)	Zamareya Jones (3)	Tilda Trygger (2)	Jones/Samuels/Trygger (2)	Zamareya Jones (41)
Seton Hall (12/7)	W, 61-53	Zamareya Jones (12)	Maddie Cox (12)	Brooks/Jones (5)	Maddie Cox (2)	Zamareya Jones (2)	Zoe Brooks (35)

STARTERS

DATE	OPPONENT	RESULT	1 (PTS)	2 (PTS)	3 (PTS)	4 (PTS)	5 (PTS)
11/4	vs. #8/9 Tennessee	W, 80-77	Zoe Brooks (13)	Zamareya Jones (18)	Qadence Samuels (4)	Khamil Pierre (21)	Tilda Trygger (19)
11/9	vs. #18/16 USC	L 69-68	Zoe Brooks (24)	Zamareya Jones (8)	Qadence Samuels (9)	Khamil Pierre (10)	Tilda Trygger (8)
11/11	Maine	W, 66-47	Zoe Brooks (14)	Zamareya Jones (10)	Qadence Samuels (0)	Khamil Pierre (18)	Tilda Trygger (6)
11/16	#17/12 TCU	L, 69-59	Zoe Brooks (6)	Zamareya Jones (0)	Qadence Samuels (7)	Khamil Pierre (8)	Tilda Trygger (15)
11/19	Coastal Carolina	W, 71-58	Zoe Brooks (13)	Zamareya Jones (13)	Qadence Samuels (8)	Maddie Cox (11)	Khamil Pierre (9)
11/23	Rhode Island	L, 68-63	Zoe Brooks (8)	Zamareya Jones (17)	Devyn Quigley (0)	Khamil Pierre (14)	Tilda Trygger (8)
11/27	vs. Green Bay	W, 79-67	Zoe Brooks (21)	Zamareya Jones (17)	Qadence Samuels (7)	Khamil Pierre (12)	Tilda Trygger (9)
11/28	vs. Southern Miss	W, 110-56	Zoe Brooks (14)	Zamareya Jones (14)	Qadence Samuels (11)	Khamil Pierre (18)	Tilda Trygger (16)
12/3	at #9/9 Oklahoma	L (OT), 103-98	Zoe Brooks (25)	Zamareya Jones (26)	Qadence Samuels (0)	Khamil Pierre (19)	Tilda Trygger (18)
12/7	Seton Hall	W, 61-53	Zoe Brooks (7)	Zamareya Jones (12)	Devyn Quigley (5)	Maddie Cox (7)	Tilda Trygger (9)



## POINTS-REBOUNDS-ASSISTS

	#0 QUIGLEY	#1 AWOU	#2 SAMUELS	#3 JONES	#7 LUNAN	#10 JERNIGAN	#11 COX	#12 PIERRE	#18 TRYGGER	#35 BROOKS	#42 COLLIER
vs. #8/9 Tennessee (11/4)	0-1-1	DNP	4-3-2	18-3-5	5-1-1	0-0-0	0-1-0	21-14-0	19-8-2	13-11-5	DNP
vs. #18/16 USC (11/9)	9-4-2	DNP	9-3-0	8-1-0	0-1-0	DNP	0-0-0	10-18-2	8-11-1	24-11-6	DNP
Maine (11/11)	4-5-0	4-2-0	0-3-2	10-7-5	0-5-3	2-2-0	4-3-2	18-10-0	6-6-1	14-9-1	4-1-0
#17/12 TCU (11/16)	4-4-1	2-3-0	7-5-0	0-1-0	10-0-1	DNP	5-2-0	8-5-2	15-6-1	6-10-6	2-0-0
Coastal Carolina (11/19)	3-4-0	4-5-0	8-7-0	13-6-8	6-1-0	0-0-1	11-3-1	9-10-2	DNP	13-6-8	4-2-0
Rhode Island (11/23)	0-0-0	DNP	5-4-0	17-2-1	8-4-1	DNP	3-3-0	14-8-4	8-8-1	8-2-4	DNP
vs. Green Bay (11/27)	8-3-1	DNP	7-3-0	17-3-2	1-0-1	DNP	2-2-1	12-21-0	9-8-1	21-3-7	2-3-0
vs. Southern Miss (11/28)	0-1-2	DNP	11-5-1	14-4-8	11-0-3	10-2-0	9-4-2	18-16-4	16-9-0	14-3-5	7-2-0
at #9/9 Oklahoma (12/3)	5-1-0	DNP	0-3-1	26-8-3	3-0-0	DNP	2-2-0	19-20-2	18-12-1	25-2-2	DNP
Seton Hall (12/7)	5-2-0	DNP	5-4-1	12-7-5	5-2-0	DNP	7-12-0	11-8-0	9-7-1	7-6-5	0-1-0

POINTS LEADER*	Season	NCSU Career
Zamareya Jones	4	7
Zoe Brooks	3	14
Khamil Pierre	3	3
Tilda Trygger	1	1

REBOUNDS LEADER*	Season	NCSU Career
Khamil Pierre	8	8
Tilda Trygger	1	9
Zoe Brooks	1	7
Maddie Cox	1	3
Mallory Collier	-	2
Lorena Awou	-	1

ASSISTS LEADER*	Season	NCSU Career
Zoe Brooks	7	37
Zamareya Jones	6	11
Khamil Pierre	1	1

STEALS LEADER*	Season	NCSU Career
Zoe Brooks	4	29
Zamareya Jones	3	6
Khamil Pierre	3	3
Ky'She Lunan	2	2
Tilda Trygger	1	3
Zamareya Jones	1	2
Qadence Samuels	1	1
Lorena Awou	-	4
Maddie Cox	-	2

BLOCKS LEADER*	Season	NCSU Career
Tilda Trygger	5	14
Maddie Cox	2	10
Khamil Pierre	2	2
Lorena Awou	1	4
Qadence Samuels	1	1
Zoe Brooks	-	14
Zamareya Jones	-	5
Mallory Collier	-	2

10+ POINT GAMES	Season	Career
Zamareya Jones	8	18
Khamil Pierre	8	8
Zoe Brooks	7	53
Tilda Trygger	4	12
Ky'She Lunan	2	2
Maddie Cox	1	1
Adelaide Jernigan	1	1
Qadence Samuels	1	1
Lorena Awou	-	2
Devyn Quigley	-	2
Mallory Collier	-	1

20+ POINT GAMES	Season	Career
Zoe Brooks	3	7
Khamil Pierre	2	2
Devyn Quigley	-	1

30+ POINT GAMES	Season	Career
Zoe Brooks	-	1

10+ REBOUND GAMES	Season	Career
Khamil Pierre	7	7
Zoe Brooks	3	6
Tilda Trygger	2	6
Maddie Cox	1	1

20+ REBOUND GAMES	Season	Career
Khamil Pierre	2	2

10+ ASSIST GAMES	Season	Career
Zoe Brooks	-	2

DOUBLE-DOUBLES	Season	Career
Khamil Pierre	6	6
Zoe Brooks	2	6
Tilda Trygger	1	4

FREE THROWS IN FINAL 5 MIN/OT (NC STATE)		
Tilda Trygger	8-10	.800
Zoe Brooks	59-80	.740
Zamareya Jones	16-24	.667
Devyn Quigley	4-4	1.000
Qadence Samuels	2-2	1.000
Ky'She Lunan	4-6	.667
Maddie Cox	5-8	.625
Khamil Pierre	2-4	.500
Mallory Collier	3-7	.429
Lorena Awou	1-7	.143

\*includes ties



GAME-BY-GAME															
GAME	DATE	RESULT	FG-A	PCT.	3FG-A	PCT.	FT-A	PCT.	OR-DR-TR	PF	A	TO	STL	BLK	HT PTS.
8/9 Tennessee	Nov. 4	W, 80-77	30-77	.390	9-33	.273	8-14	.571	16-32-48	23	14	11	6	4	44
9/8 NC State			30-76	.395	5-17	.294	15-21	.714	15-33-48	10	16	10	7	5	40
18/16 USC	Nov. 9	L, 69-68	28-76	.368	7-26	.269	6-10	.600	12-28-40	17	11	7	11	6	33
9/8 NC State			28-71	.394	5-19	.263	7-11	.636	17-37-54	13	11	18	3	1	34
Maine	Nov. 11	W, 66-47	20-69	.290	6-32	.188	1-3	.333	9-27-36	12	9	8	5	1	14
10/9 NC State			27-67	.403	3-20	.150	9-11	.818	13-41-54	10	14	9	5	6	28
17/12 TCU	Nov. 16	L, 69-59	26-61	.426	7-21	.333	10-12	.833	12-33-45	13	11	13	6	5	36
10/9 NC State			23-69	.333	6-19	.316	7-13	.538	16-25-41	11	11	9	7	4	31
Coastal Carolina	Nov. 19	W, 71-58	23-67	.343	6-29	.207	6-7	.857	12-25-37	14	10	21	5	1	13
16/16 NC State			28-62	.452	9-29	.310	6-12	.500	12-33-45	16	20	21	10	6	34
Rhode Island	Nov. 23	L, 68-63	27-55	.491	5-14	.357	9-12	.750	5-20-25	10	6	12	11	2	33
16/16 NC State			25-58	.431	7-19	.368	6-7	.857	12-23-35	15	11	16	5	2	30
Green Bay	Nov. 27	W, 79-67	25-63	.397	10-27	.370	7-12	.583	7-23-30	14	17	8	7	2	31
25/24 NC State			32-67	.478	7-18	.389	8-15	.500	16-33-49	18	13	13	3	5	36
Southern Miss	Nov. 28	W, 110-56	23-73	.315	7-28	.250	3-4	.750	9-25-34	17	6	16	3	3	24
25/24 NC State			43-77	.558	9-19	.474	15-20	.750	13-39-52	11	25	7	13	2	58
9/9 Oklahoma	Dec. 3	L (OT), 103-98	41-86	.477	4-22	.182	17-27	.630	14-34-48	17	14	9	9	10	38
RV/25 NC State			38-91	.418	3-25	.120	19-26	.731	21-36-57	23	9	13	7	3	45
Seton Hall	Dec. 7	W, 61-53	21-65	.323	5-25	.200	6-9	.667	10-28-38	17	8	11	8	1	33
RV/25 NC State			23-64	.359	6-25	.240	9-13	.692	15-36-51	14	12	14	4	2	28



## SPECIALTY SCORING STATS

Opponent (Date)	W/L	PTS OFF TOs		PTS IN PAINT		2ND CHANCE PTS		FAST BREAK PTS		BENCH PTS	
		ST-Opp	Margin	ST-Opp	Margin	ST-Opp	Margin	ST-Opp	Margin	ST-Opp	Margin
vs. 8/9 Tennessee (11/4)	W, 80-77	9-16	-7	38-38	0	17-17	0	12-6	+6	5-19	-14
vs. 18/16 USC (11/9)	L, 69-68	8-15	-7	38-36	+2	8-15	-7	19-11	+8	9-25	-16
Maine (11/11)	W, 66-47	9-6	-3	42-22	+20	11-5	+6	12-4	+8	18-7	+11
17/12 TCU (11/16)	L, 69-59	13-11	+2	26-34	-8	14-12	+2	13-6	+7	23-2	+21
Coastal Carolina (11/19)	W, 71-58	28-19	+9	30-26	+4	6-8	-2	21-7	+14	17-8	+9
Rhode Island (11/23)	L, 68-63	11-11	-	30-36	-6	10-8	+2	10-6	+4	16-16	-
vs. Green Bay (11/27)	W, 79-67	13-12	+1	40-26	+14	17-9	+8	6-0	+6	13-18	-5
vs. Southern Miss (11/28)	W, 110-56	22-0	+22	58-22	+36	13-2	+11	27-7	+20	37-22	+15
at 9/9 Oklahoma (12/3)	L (OT), 103-98	48-56	-8	48-56	-8	16-18	-2	4-11	-7	10-8	+2
Seton Hall (12/7)	W, 61-53	5-10	-5	34-22	+12	13-2	+11	12-4	+8	21-10	+11

## QUARTERS &amp; HALVES

	1Q	2Q	3Q	4Q
NC STATE PTS (avg.)	19.0	17.4	21.3	16.9
OPP PTS (avg.)	15.2	14.7	18.3	17.1
MARGIN (avg.)	+3.8	+2.7	+3.0	-0.2
FG-A	76-202	70-159	85-176	64-145
FG%	.376	.440	.483	.441
OPP FG-A	62-184	59-167	71-161	68-172
OPP FG%	.337	.353	.441	.395
3FG-A	18-61	12-49	13-42	17-50
3FG%	.295	.245	.310	.340
OPP 3FG-A	19-75	18-66	14-52	14-64
OPP 3FG%	.253	.273	.269	.219
FTA	20-29	24-36	33-44	23-34
FT%	.769	.667	.750	.676
OPP FTA	9-13	11-20	27-39	20-29
OPP FT%	.692	.550	.692	.690
REB (avg.)	14.0	11.9	11.2	11.2
REB MARGIN (avg.)	+2.5	+3.4	+3.1	+1.9
AST (avg.)	3.3	2.9	4.3	3.5
TO (avg.)	2.7	4.0	2.6	3.5
STL (avg.)	1.4	1.5	2.1	1.2
BLK (avg.)	1.0	0.7	0.7	1.2

## MOST 1H POINTS

ST 58

Opp 44

## LARGEST HT DEFICIT

ST -5

Opp -34

## FEWEST 1H POINTS

ST 28

Opp 13

## LARGEST HT DEFICIT OVERCOME

ST -5

Opp -7

## LARGEST HT LEAD

ST +34

Opp +5

## MOST 2H POINTS

ST 52

Opp 51

## LARGEST HT LEAD BLOWN

ST +7

Opp +5

## FEWEST 2H POINTS

ST 28

Opp 20

## LEAD/DEFICIT BREAKDOWNS

Opponent (Date)	W/L	1Q SCORE		HT SCORE		3Q SCORE		4Q SCORE		OT SCORE(S)		LARGEST LEAD	LARGEST DEFICIT	TIMES TIED	LEAD CHANGES (MIN.)	TIME LED
		ST-Opp	Margin	ST-Opp	Margin	ST-Opp	Margin	ST-Opp	Margin	ST-Opp	Margin					
8/9 Tennessee (11/4)	W, 80-77	25-24	+1	40-44	-4	63-62	+1	80-77	+3	-	-	8 (3rd, 5:06)	10 (2nd, 3:33)	2	11	21:40
18/16 USC (11/9)	L, 69-68	20-18	+2	34-33	+1	58-50	+8	69-68	-1	-	-	11 (4th, 9:48)	4 (2nd, 6:18)	8	13	25:15
Maine (11/11)	W, 66-47	9-5	+4	28-14	+14	49-27	+22	66-47	+19	-	-	24 (4th, 8:12)	0	0	0	39:05
17/12 TCU (11/16)	L, 69-59	13-15	-2	31-36	-5	40-56	-16	59-69	-10	-	-	5 (2nd, 3:26)	16 (3rd, 0:01)	4	3	31:41
Coastal Carolina (11/19)	W, 71-58	18-7	+11	34-13	+21	53-39	+14	71-58	+13	-	-	23 (2nd, 0:47)	3 (1st, 7:38)	1	2	36:55
Rhode Island (11/23)	L, 68-63	18-20	-2	30-33	-3	51-51	0	68-63	-5	-	-	5 (1st, 8:57)	6 (1st, 2:03)	10	11	11:05
vs. Green Bay (11/27)	W, 79-67	22-14	+8	36-31	+5	56-52	+4	79-67	+12	-	-	13 (4th, 1:50)	3 (3rd, 6:01)	6	10	33:40
vs. Southern Miss (11/28)	W, 110-56	30-9	+21	58-24	+34	87-35	+52	110-56	+54	-	-	60 (4th, 5:46)	0	0	0	39:01
at 9/9 Oklahoma (12/3)	L (OT), 103-98	23-21	-2	45-38	+7	70-65	+5	89-89	-	9-14	-5	10 (3rd, 8:01)	7 (2nd, 7:16)	11	4	27:00
Seton Hall (12/7)	W, 61-53	14-17	-3	28-33	-5	50-45	+5	61-53	+8	-	-	8 (4th, 0:45)	9 (2nd, 3:04)	4	3	12:52



## SINGLE-GAME HIGHS & LOWS

### TEAM HIGHS

POINTS	110	vs. Southern Miss (11/28/25)
FG MADE	43	vs. Southern Miss (11/28/25)
FG ATTEMPTS	91	at No. 9/9 Oklahoma (12/3/25)
FG%	.558 (43-77)	vs. Southern Miss (11/28/25)
3FG MADE	9 (2x)	Last: vs. Southern Miss (11/28/25)
3FG ATTEMPTS	29	vs. Coastal Carolina (11/19/25)
3FG%	.474 (9-19)	vs. Southern Miss (11/28/25)
FREE THROWS MADE	19	at No. 9/9 Oklahoma (12/3/25)
FREE THROW ATTEMPTS	26	at No. 9/9 Oklahoma (12/3/25)
FREE THROW % (10 att.)	.818 (9-11)	vs. Maine (11/11/25)
REBOUNDS	57	at No. 9/9 Oklahoma (12/3/25)
OFFENSIVE REBOUNDS	21	at No. 9/9 Oklahoma (12/3/25)
ASSISTS	25	vs. Southern Miss (11/28/25)
STEALS	13	vs. Southern Miss (11/28/25)
BLOCKED SHOTS	6 (2x)	Last: vs. Coastal Carolina (11/19/25)
TURNOVERS	21	vs. Coastal Carolina (11/19/25)
FOULS	23	at No. 9/9 Oklahoma (12/3/25)

### OPPONENTS

103	No. 9/9 Oklahoma (12/3/25)
41	No. 9/9 Oklahoma (12/3/25)
96	No. 9/9 Oklahoma (12/3/25)
.491 (27-55)	Rhode Island (11/23/25)
10	Green Bay (11/27/25)
33	No. 8/9 Tennessee (11/4/25)
.370 (10-27)	Green Bay (11/27/25)
17	No. 9/9 Oklahoma (12/3/25)
21	No. 9/9 Oklahoma (12/3/25)
.833 (10-12)	No. 17/12 TCU (11/16/25)
48 (2x)	Last: No. 9/9 Oklahoma (12/3/25)
16	No. 8/9 Tennessee (11/4/25)
17	Green Bay (11/27/25)
11 (2x)	Last: Rhode Island (11/21/25)
10	No. 9/9 Oklahoma (12/3/25)
21	Coastal Carolina (11/19/25)
23	vs. No. 8/9 Tennessee (11/4/25)

### TEAM LOWS

POINTS	59	vs. No. 17/12 TCU (11/16/25)
FG MADE	23	vs. Seton Hall (12/7/25)
FG ATTEMPTS	58	vs. Rhode Island (11/23/25)
FG%	.333 (23-69)	vs. No. 17/12 TCU (11/16/25)
3FG MADE	3 (2x)	Last: at No. 9/9 Oklahoma (12/3/25)
3FG ATTEMPTS	17	vs. No. 8/9 Tennessee (11/4/25)
3FG%	.120 (3-25)	at No. 9/9 Oklahoma (12/3/25)
FREE THROWS MADE	6 (2x)	Last: vs. Rhode Island (11/23/25)
FREE THROW ATTEMPTS	11	vs. Maine (11/11/25)
FREE THROW % (10 att.)	.500 (8-16) (2x)	Last: vs. Green Bay (11/27/25)
REBOUNDS	35	vs. Rhode Island (11/23/25)
OFFENSIVE REBOUNDS	12 (2x)	Last: vs. Rhode Island (11/23/25)
ASSISTS	11 (3x)	Last: vs. Rhode Island (11/23/25)
STEALS	3 (2x)	Last: vs. Green Bay (11/27/25)
BLOCKED SHOTS	1	vs. No. 18/16 USC (11/9/25)
TURNOVERS	7	vs. Southern Miss (11/28/25)
FOULS	11 (2x)	Last: vs. Southern Miss (11/28/25)

### OPPONENTS

47	Maine (11/11/25)
21	Seton Hall (12/7/25)
61	No. 17/12 TCU (11/16/25)
.290 (20-69)	Maine (11/11/25)
4	No. 9/9 Oklahoma (12/3/25)
14	Rhode Island (11/23/25)
.182 (4-22)	No. 9/9 Oklahoma (12/3/25)
1	Maine (11/11/25)
3	Maine (11/11/25)
.571 (8-14)	No. 8/9 Tennessee (11/4/25)
25	Rhode Island (11/23/25)
5	Rhode Island (11/23/25)
6 (2x)	Last: Southern Miss (11/28/25)
3	Southern Miss (11/28/25)
1 (3x)	Last: Seton Hall (12/7/25)
7	No. 18/16 USC (11/9/25)
10	Rhode Island (11/23/25)

### INDIVIDUAL HIGHS

POINTS	26	Zamareya Jones at No. 9/9 Oklahoma (12/3/25)
FG MADE	10 (2x)	Last: Zoe Brooks at No. 9/9 Oklahoma (12/3/25)
FG ATTEMPTS	24	Zamareya Jones at No. 9/9 Oklahoma (12/3/25)
FG% (min. 5 made)	.714 (5-7)	Tilda Trygger vs. Southern Miss (11/28/25)
3FG MADE	3 (4x)	Last: Qadence Samuels vs. Southern Miss (11/28/25)
3FG ATTEMPTS	9	Zamareya Jones at No. 9/9 Oklahoma (12/3/25)
FREE THROWS MADE	6 (2x)	Last: Zamareya Jones/Tilda Trygger at No. 9/9 Oklahoma (12/3/25)
FREE THROW ATTEMPTS	9	Tilda Trygger vs. Southern Miss (11/28/25)
REBOUNDS	21	Khamil Pierre vs. Green Bay (11/27/25)
OFFENSIVE REBOUNDS	10	Khamil Pierre vs. No. 18/16 USC (11/9/25)
ASSISTS	8 (3x)	Last: Zamareya Jones vs. Southern Miss (11/28/25)
STEALS	4 (3x)	Last: Zoe Brooks vs. Southern Miss (11/28/25)
BLOCKED SHOTS	3 (2x)	Last: Khamil Pierre vs. Green Bay (11/27/25)
TURNOVERS	6	Zoe Brooks vs. No. 18/16 USC (11/9/25)

### OPPONENTS

33	Aaliyah Chavez, No. 9/9 Oklahoma (12/3/25)
13	Aaliyah Chavez, No. 9/9 Oklahoma (12/3/25)
26	Aaliyah Chavez, No. 9/9 Oklahoma (12/3/25)
.625 (5-8)	Donovyn Hunter, No. 17/12 TCU (11/16/25)
5 (2x)	Last: Gracie Grzesk, Green Bay (11/27/25)
11 (3x)	Last: Aaliyah Chavez, No. 9/9 Oklahoma (12/3/25)
6 (2x)	Last: Sahara Williams, No. 9/9 Oklahoma (12/3/25)
10	Sahara Williams, No. 9/9 Oklahoma (12/3/25)
14	Olivia Miles, No. 17/12 TCU (11/16/25)
6	Clara Silva, No. 17/12 TCU (11/16/25)
7	Talaysia Cooper, Tennessee (11/4/25)
4 (2x)	Last: Zya Vann, No. 9/9 Oklahoma (12/3/25)
5	Jazzy Davidson, USC (11/9/25)
4 (3x)	Last: Palmire Mbu, Rhode Island (11/23/25)



# SINGLE-GAME RECORDS

## TEAM

### MOST POINTS SCORED

1. 137	at Western Carolina	12/8/10
2. 131	vs. UNCG	2/22/19
3. 125	vs. Duke	1/19/78
4. 120	vs. Virginia	1/12/91
5. 119	vs. Wake Forest	1/11/79

### FEWEST POINTS SCORED

1. 38	at Purdue	11/15/06
2. 39	at Duke	2/11/10
3. 42	at FIU	11/28/08
4. 44	at Miami	12/30/15
44	vs. Duke	1/29/03
44	vs. Virginia	1/15/94

### MOST POINTS ALLOWED

1. 123	Virginia	1/21/91
2. 112	Providence	12/3/89
3. 104	Clemson	2/4/84
4. 103	Oklahoma	12/3/25
5. 101	Virginia	1/11/92
6. 100	Wake Forest	2/27/11
100	Minnesota	1/30/91

### FEWEST POINTS ALLOWED

1. 21	Methodist	1/25/75
2. 24	UP-Mayaguez	12/21/03
3. 25	UNC Asheville	11/21/98
4. 27	Presbyterian	12/16/10
5. 29	SEMO	11/11/11
29	North Carolina A&T	12/18/04

### LARGEST MARGIN OF VICTORY

1. 84	vs. UNCG (131-47)	2/22/79
2. 82	vs. Duke (125-43)	1/19/78
3. 77	vs. Delaware State (116-39)	12/21/96
77	at Howard (125-50)	1/13/93
77	vs. UNCG (111-34)	2/5/79
77	at UNCG (116-39)	11/28/78

### FIELD GOALS MADE

1. 58	vs. UNCG	2/22/79
2. 56	vs. Western Carolina	12/8/90
3. 55	at Howard	1/31/93
4. 53	vs. Appalachian State	3/3/81
53	at UNCG	11/28/78

### FIELD GOALS ATTEMPTED

1. 96	vs. Oral Roberts	12/21/91
2. 95	vs. UNCG	2/22/79
3. 94	vs. Central Connecticut	12/28/90
94	vs. East Carolina	11/30/78
5. 93	vs. Western Carolina	12/8/90
93	vs. UNCG	2/15/77

### FIELD GOAL PERCENTAGE

1. .694	vs. Drake (43-62)	11/23/90
2. .683	vs. NC Central (41-60)	11/29/20
3. .679	vs. Howard (55-81)	1/31/93
4. .671	vs. Western Carolina (51-76)	12/8/84
5. .662	vs. Maryland (43-65)	1/2/96

### 3-POINTERS MADE

1. 16	vs. Pitt	2/25/21
16	vs. Mount St. Mary's	12/13/14
3. 15	vs. Michigan State	3/24/25
15	at Pitt	12/10/21
15	vs. Iowa State	11/25/05

### 3-POINTERS ATTEMPTED

1. 36	vs. Kansas State	11/24/16
-------	------------------	----------

### 3-POINT PERCENTAGE

1. .833	vs. Western Carolina (10-12)	12/8/90
---------	------------------------------	---------

### FREE THROWS MADE

1. 35	vs. Duke	1/19/88
2. 34	vs. Louisville	1/17/16
34	vs. High Point	1/6/78
4. 32	vs. Virginia	1/21/91
5. 31	vs. UCLA	12/28/93
31	vs. Clemson	3/5/83
31	vs. Texas	1/10/81

### FREE THROWS ATTEMPTED

1. 48	vs. Duke	1/19/88
2. 47	vs. High Point	1/6/78
3. 46	vs. Clemson	1/28/80
4. 45	at Duke	1/21/87
45	vs. Texas	1/10/81

### FREE THROW PERCENTAGE (Min. 12 FA)

1. 1.000	vs. Virginia Tech (13-13)	2/8/24
1.000	vs. Elon (17-17)	11/15/23
1.000	vs. Saint Mary's (13-13)	12/12/21
1.000	at Louisville (12-12)	2/1/21
1.000	vs. Auburn (15-15)	3/17/17
1.000	vs. Boston College (15-15)	2/19/10
1.000	at Georgia Tech (19-19)	1/3/85
1.000	at Texas (16-16)	12/1/84

### REBOUNDS

1. 76	vs. Oral Roberts	12/21/91
2. 74	vs. Appalachian State	12/8/76
3. 71	at Chattanooga	12/31/77
4. 68	vs. UNCG	2/22/79
5. 66	at George Mason	11/27/82

### ASSISTS

1. 43	vs. Western Carolina	12/8/84
2. 35	vs. Duke	2/21/89
35	vs. UNCG	2/22/79
35	vs. Wake Forest	1/11/79
5. 34	vs. East Carolina	2/25/91
34	vs. Indiana	12/29/86
34	vs. Rutgers	1/12/85

### STEALS

1. 29	vs. Delaware State	12/21/96
2. 26	vs. North Carolina A&T	12/19/95
3. 25	vs. Syracuse	2/20/22
25	at Howard	1/27/85
25	vs. Duke	1/19/78

### BLOCKS

1. 14	vs. Virginia Tech	1/2/06
2. 12	vs. Virginia	1/8/23
12	vs. Virginia	2/10/11
12	vs. Appalachian State	12/9/77
5. 11	vs. Jacksonville	11/23/11
11	vs. Duke	1/19/09
11	vs. North Carolina	2/23/80
11	at UNCG	11/28/78

### MOST TURNOVERS

1. 37	at Clemson	12/11/76
-------	------------	----------

### FEWEST TURNOVERS

1. 4	vs. Vermont	3/22/25
4	vs. Tennessee	3/25/24
4	at Florida State	1/12/23
4	vs. Duke	1/16/22
4	vs. North Carolina	2/21/11

### MARGIN OF VICTORY (HOME)

1. 82	vs. Duke	1/19/78
-------	----------	---------

### MARGIN OF VICTORY (ROAD)

1. 77	at Howard	1/13/93
77	at UNCG	11/28/78

### LARGEST MARGIN OF VICTORY (NEUTRAL)

1. 84	vs. UNCG	2/22/79
-------	----------	---------

### LARGEST MARGIN OF DEFEAT (HOME)

1. 27	vs. North Carolina	1/13/75
-------	--------------------	---------

### LARGEST MARGIN OF DEFEAT (ROAD)

1. 40	at Maryland	1/30/93
-------	-------------	---------

### LARGEST COMBINED SCORE

1. 243	NC State (120)	1/12/91
	Virginia (123)	

## INDIVIDUAL

### POINTS

1. 50	Andrea Stinson at Providence	12/3/89
2. 42	Linda Page at Clemson	2/4/84
42	Linda Page vs. Clemson	3/5/83
4. 41	Trudi Lacey vs. Mercer	2/7/81
5. 39	Linda Page vs. Wake Forest	2/12/85

### FIELD GOALS MADE

1. 21	Andrea Stinson at Providence	12/3/89
2. 18	Linda Page at Clemson	2/4/84
3. 17	Andrea Stinson vs. Georgia Tech	1/7/89
4. 16	Summer Erb vs. Mississippi State	3/13/99
16	Summer Erb at Georgia Tech	1/28/99
16	Summer Erb vs. Idaho State	11/28/98
16	Andrea Stinson at Virginia	1/14/89
16	Linda Page vs. Wake Forest	2/12/85
16	Genia Beasley vs. Old Dominion	2/11/76

### FIELD GOALS ATTEMPTED

1. 31	Linda Page vs. Maryland	3/6/83
2. 27	Shayla Fields vs. Boston College	1/29/09
3. 26	Kiara Leslie at North Carolina	2/24/19
26	Chasity Melvin vs. Louisiana Tech	3/27/98
5. 25	Tynesha Lewis at North Carolina	1/14/01

### 3-POINTERS MADE

1. 9	Myisha Goodwin-Coleman vs. Georgia Tech	2/17/13
9	Jennifer Howard vs. Syracuse	11/28/96
9	Jennifer Howard vs. Syracuse	12/29/95
4. 8	Keisha Brown vs. Iowa State	11/25/05
8	Tammy Gibson at Howard	1/31/93

### 3-POINT PERCENTAGE (5+ ATT.)

1. 1.00	Diamond Johnson vs. Kansas State	3/21/22
1.00	Len'ique Brown-Hoskin vs. Mount St. Mary's	12/13/14
1.00	Jennifer Howard vs. Wake Forest	2/24/94
4. .857	Tammy Gibson at Washington	12/5/92
5. .833	Aziah James vs. Davidson	12/15/22
.833	Kiara Leslie vs. Hampton	12/5/18
.833	Aislinn Konig vs. Kent State	11/11/18
.833	Marissa Kastanek vs. Boston College	2/19/10
.833	Megan Zullo vs. North Carolina A&T	12/16/07
.833	Jennifer Howard vs. Georgia Tech	1/15/95

### FREE THROWS MADE

1. 17	Amber White at Wake Forest	2/27/11
17	Linda Page vs. Charlotte	11/24/84
3. 16	Linda Page vs. Clemson	3/5/83
4. 15	Dominique Wilson vs. Louisville	1/17/16
15	Rhonda Mapp vs. Virginia	1/12/91

### FREE THROWS ATTEMPTED

1. 18	Elissa Cunane vs. Elon	12/15/19
18	Amber White at Wake Forest	2/27/11
18	Linda Page vs. Clemson	3/5/83
4. 17	Dominique Wilson vs. Louisville	1/17/16
17	Rhonda Mapp vs. Virginia	1/12/91
17	Debbie Bertrand at North Carolina	1/13/87
17	Linda Page vs. Charlotte	11/24/84

### REBOUNDS

1. 27	Susan Yow vs. East Carolina	1/17/76
2. 22	Chelsea Nelson vs. Duke	3/2/18
3. 21	Khamil Pierre vs. Green Bay	11/27/25
21	Rhonda Mapp vs. Georgia Tech	2/23/92
21	Genia Beasley vs. Missouri	3/17/78
6. 20	Khamil Pierre at Oklahoma	12/3/25
20	DD Rogers at Georgetown	12/8/18
20	Kaayla Chones at North Carolina	1/3/00
20	Genia Beasley vs. Appalachian State	12/6/76
20	Trudi Lacey vs. North Carolina	12/6/76

### ASSISTS

1. 13	Raina Perez at North Carolina	2/7/21
13	Krissy Kuziowski at Wake Forest	1/15/92
3. 12	Monica Pope vs. Iowa State	11/25/05
12	Umeki Webb vs. Maryland	1/2/96
12	Danyel Parker at Howard	1/31/93
12	Krissy Kuziowski at George Washington	12/22/92
12	Danyel Parker vs. North Carolina	2/12/91
12	Andrea Stinson vs. California	12/28/89
12	Debbie Bertrand vs. Maryland	2/14/87
12	Carla Hillman vs. Clemson	1/3/87
12	Robyn Mayo vs. Georgia Tech	2/3/85

### BLOCKS

1. 8	Tia Bell vs. Virginia	2/15/09
8	Genia Beasley vs. North Carolina	1/29/79
3. 7	Madison Hayes vs. Virginia	1/8/23
7	Kody Burke vs. Virginia	2/10/11
7	Trena Trice vs. Fairfield	11/29/86

### STEALS

1. 10	Umeki Webb vs. Delaware State	12/21/96
10	Danyel Parker vs. Holy Cross	12/31/90
10	Angela Daye vs. Duke	2/5/86
10	Angie Armstrong at Howard	11/26/82
5. 9	Danyel Parker vs. Florida Atlantic	12/30/92
9	Debbie Bertrand vs. Georgia Tech	1/10/87

Current players in red



# ALL-TIME QUARTER RECORDS

## TEAM

### MOST POINTS SCORED

1.	39	3Q vs. NC Central	11/29/20
2.	37	3Q vs. Wake Forest	2/17/22
3.	36	1Q vs. Charlotte	11/7/23
4.	34	3Q at Stanford	1/12/25
	34	1Q vs. Western Carolina	12/16/15

### FEWEST POINTS SCORED

1.	1	1Q vs. Louisville	12/31/17
2.	4	2Q at UNC	2/16/25
	4	2Q vs. Notre Dame	3/3/23
4.	5	2Q vs. Charlotte	11/7/23
	5	3Q vs. Duke	3/2/18

### FEWEST POINTS ALLOWED

1.	1	2Q at Wake Forest	1/8/17
2.	2	2Q vs. Elon	11/15/23
3.	3	3Q at Old Dominion	11/20/17
	3	1Q vs. Wofford	11/12/16
5.	4	10 times: most recently	
		1Q vs. Wake Forest	3/3/24

### MOST POINTS ALLOWED

1.	36	1Q at Louisville	2/28/19
2.	35	4Q vs. Louisville	1/17/16
3.	34	4Q at Wake Forest	1/30/25
	34	3Q vs. Notre Dame	2/18/19
5.	32	4Q vs. Wake Forest	2/19/17

### LARGEST QUARTER MARGIN

1.	28 (36-8)	1Q vs. Charlotte	11/7/23
	28 (32-4)	2Q vs. Coastal Carolina	12/6/20
3.	26 (32-6)	3Q vs. Coastal Carolina	12/6/20
	26 (30-4)	3Q at Pittsburgh	1/23/20
	26 (34-8)	1Q vs. Western Carolina	12/16/15

### LARGEST QUARTER DEFICIT

1.	23 (6-29)	3Q vs. South Carolina	4/5/24
	23 (13-36)	1Q at Louisville	2/28/19
3.	19 (10-29)	3Q at Notre Dame	2/4/16
	18 (8-26)	2Q vs. Duke	2/3/25
	18 (5-23)	1Q at Duke	1/7/18
	18 (13-31)	4Q at Syracuse	1/12/17

### FIELD GOALS MADE

1.	14	3Q vs. Wake Forest	2/17/22
2.	13	1Q vs. Virginia Tech	1/26/25
	13	3Q at Stanford	1/12/24
	13	2Q at Pitt	2/11/24
	13	1Q vs. Kentucky	11/23/23
	13	3Q vs. NC Central	12/29/20
	13	1Q vs. Wake Forest	12/17/20

### FIELD GOAL ATTEMPTS

1.	26	3Q vs. Iowa	3/30/19
2.	25	4Q vs. Wake Forest	2/19/17
3.	24	5 times: most recently	
		4Q vs. Virginia	1/19/25

### HIGHEST FG% (min. 10 attempts)

1.	.917 (11-12)	4Q at Duke	2/13/22
2.	.867 (13-15)	1Q vs. Wake Forest	12/17/20
	.867 (13-15)	3Q vs. NC Central	11/29/20
4.	.833 (10-12)	3Q at Clemson	12/30/21
5.	.818 (9-11)	3Q vs. Kentucky	11/23/23
	.818 (9-11)	3Q vs. Pitt	2/25/21

### LOWEST FG% (min. 10 attempts)

1.	.000 (0-15)	1Q vs. Louisville	12/31/17
2.	.056 (1-18)	2Q vs. Charlotte	11/7/23
3.	.091 (1-11)	3Q vs. South Carolina	4/5/24
	.125 (2-16)	3Q vs. Duke	3/2/18
	.125 (2-16)	2Q vs. NC Central	12/14/16
	.125 (2-16)	2Q vs. Syracuse	2/14/16

### LOWEST FG% ALLOWED (min. 10 attempts)

1.	.000 (0-11)	2Q, Wake Forest	1/18/17
	.000 (0-14)	1Q, Wofford	11/12/16
3.	.056 (1-18)	1Q, Towson	11/15/21
	.056 (1-18)	2Q, Coastal Carolina	12/6/20
5.	.063 (1-16)	4Q, Louisville	1/22/23
	.063 (1-16)	4Q, North Carolina	1/6/22

### HIGHEST FG% ALLOWED (min. 10 attempts)

1.	.800 (12-16)	3Q, Florida State	1/12/23
	.800 (12-15)	3Q, Georgia Tech	2/16/20
3.	.786 (11-14)	1Q, Boston College	3/7/20
4.	.769 (10-13)	4 times: most recently	
		1Q, Georgia Tech	2/18/24

### 3-POINTERS MADE

1.	8	3Q vs. Wake Forest	2/17/22
2.	7	5 times: most recently	
		2Q vs. Virginia Tech	1/24/21

### HIGHEST 3PT% (min. 5 attempts)

1.	1.000 (5-5)	4Q vs. Florida	11/14/21
	1.000 (6-6)	1Q vs. Wake Forest	12/17/20
	1.000 (7-7)	2Q at Virginia	3/1/20
	1.000 (5-5)	1Q at Virginia	3/1/20
5.	.889 (8-9)	3Q vs. Wake Forest	2/17/22

### TOTAL REBOUNDS

1.	21	1Q vs. Liberty	12/10/23
2.	20	1Q vs. Southern Miss	11/28/25
	20	1Q vs. Mount St. Mary's	11/13/22
4.	19	4Q vs. Syracuse	2/20/22
5.	18	12 times: most recently	
		2Q vs. Elon	11/15/23

### REBOUND MARGIN

1.	16 (18-2)	4Q vs. Mount St. Mary's	11/13/22
2.	14 (18-4)	2Q vs. Elon	11/15/23
	14 (19-5)	4Q vs. Syracuse	2/20/22
4.	13	5 times	
		Last: 1Q vs. Southern Miss	11/28/25

## INDIVIDUAL

### SCORING

1.	19	Aziaha James	1Q vs. Charlotte	11/7/23
2.	18	Dominique Wilson	4Q vs. Louisville	1/17/16
3.	16	Aziaha James	3Q vs. Stanford	3/29/24
	16	Aziaha James	1Q vs. Louisville	2/5/24
5.	15	Aziaha James	4Q vs. Duke	2/3/25
	15	Devyn Quigley	4Q vs. Coastal Carolina	11/21/24
	15	Saniya Rivers	3Q vs. UConn	11/12/23
	15	Dominique Wilson	4Q at North Carolina	1/29/17

### REBOUNDING

1.	9	Tilda Trygger	4Q vs. Virginia	1/19/25
	9	Elissa Cunane	3Q vs. North Carolina	1/26/20
3.	8	Elissa Cunane	4Q at Boston College	12/13/20
	8	Kayla Jones	4Q at South Carolina	12/3/20
	8	Jada Boyd	3Q vs. Wake Forest	1/19/20
	8	Elissa Cunane	1Q vs. North Texas	12/1/19
	8	Chelsea Nelson	2Q vs. Duke	3/2/18

### FIELD GOALS MADE

1.	6	Aziaha James	4Q vs. Duke	2/3/25
	6	Aziaha James	1Q vs. Davidson	12/11/24
6.	6	Devyn Quigley	4Q vs. Coastal Carolina	11/21/24
	6	Aziaha James	1Q vs. Louisville	2/5/24
	6	River Baldwin	1Q vs. Florida State	1/4/24
	6	Mimi Collins	1Q vs. Elon	11/15/23
	6	Saniya Rivers	3Q vs. UConn	11/12/23

### FIELD GOAL ATTEMPTS

1.	11	Aziaha James	3Q at North Carolina	2/16/25
	11	Saniya Rivers	4Q vs. Davidson	12/11/24
	11	Madison Hayes	3Q at Pitt	2/11/24
4.	10	Zoe Brooks	4Q vs. LSU	3/28/25
	10	Dominique Wilson	3Q at Liberty	11/20/15

### 3-POINTERS MADE

1.	4	Zamareya Jones	2Q vs. Ole Miss	12/5/24
	4	Aziaha James	4Q vs. Chattanooga	3/23/24
	4	Aziaha James	1Q vs. Charlotte	11/7/23
	4	Aislinn Konig	4Q vs. NC Central	12/14/16
5.	3	45 times		
		Last: Zamareya Jones vs. LSU		3/28/25

## 25-26 BEST QUARTERS

Most points scored.....	30 - 1Q vs. Southern Miss (11/28/25)
Fewest points allowed.....	5 - 1Q, Maine (11/11/25)
FG made .....	12 - 1Q vs. Southern Miss (11/28/25)
FG% (min. 10 attempts) ..	.667 (10-15) (2x) - Last: 4Q vs. Green Bay (11/27/25)
Fewest opponent FG made .....	2 (2x) - Last: 4Q, Seton Hall (12/7/25)
Lowest opponent FG% (min. 10 attempts).....	.143 (2-14) (3x), 4Q Seton Hall (12/7/25)
3FG made .....	4 (2x) - Last: 1Q vs. Green Bay (11/27/25)
3FG% (min. 5 attempts) ...	.500 (4-8) (2x) - Last: 1Q vs. Green Bay (11/27/25)
FT made .....	5 (5x) - Last: 4Q vs. Seton Hall (12/7/25)
FT% (min. 5 attempts).....	1.000 - 2Q vs. Tennessee (11/4/25)
Most rebounds .....	20 - 1Q vs. Southern Miss (11/28/25)
Largest rebound margin.....	+13 - 1Q vs. Southern Miss (11/28/25)
Most assists .....	8 - 4Q vs. Southern Miss (11/28/25)
Fewest turnovers .....	0 (2x) - Last: 4Q vs. Seton Hall (12/7/25)
Most steals .....	5 - 2Q vs. Coastal (11/19/25)
Most blocks .....	3 (2x) - 3Q vs. Green Bay (11/27/25)
Fewest personal fouls .....	1 (4x) - 1Q vs. Southern Miss (11/28/25)

## 25-26 LOW QUARTERS

Fewest points scored .....	9 (2x) - 3Q vs. TCU (11/16/25)
Most points allowed .....	26 - 3Q vs. Coastal (11/19/25)
Fewest FG made .....	3 (4x) - Last: 4Q vs. Seton Hall (12/7/25)
Lowest FG% (min. 10 attempts).....	.167 (3-18) - 1Q vs. Maine (11/11/25)
Most opponent FG made .....	10 - 3Q vs. Coastal (11/19/25)
Highest opponent FG% (min. 10 attempts).....	.727 (8-11) - 3Q, Rhode Island (11/23/25)
Fewest 3FG made .....	0 (5x) - Last: 4Q vs. Seton Hall (12/7/25)
Lowest 3FG% (min. 5 attempts) ..	.143 (1-7) (4x) - Last: 1Q vs. Seton Hall (12/7/25)
Fewest FT made .....	0 (9x), Last: 4Q vs. Southern Miss (11/28/25)
Lowest FT% (min. 5 attempts) .....	.400 (2-5) - 3Q vs. Tennessee (11/4/25)
Fewest rebounds .....	6 - 3Q vs. Rhode Island (11/23/25)
Worst rebound margin .....	-5 - 3Q vs. TCU (11/16/25)
Fewest assists .....	1 (2x) - Last: 2Q vs. Green Bay (11/27/25)
Most turnovers .....	8 - 4Q vs. USC (11/9/25)
Fewest steals .....	0 (4x) - Last: 2Q vs. Green Bay (11/27/25)
Fewest blocks .....	0 (13x) - Last: 4Q vs. Seton Hall (12/7/25)
Most personal fouls .....	7 (2x) - Last: 3Q vs. Green Bay (11/27/25)



# WES MOORE

**13TH YEAR AT NC STATE // 37TH YEAR AS HEAD COACH**
**Overall: 865-268 (.763) • NC State: 307-99 (.756) • ACC: 143-56 (.719)**

## CAREER QUICK FACTS

**Completed seasons: 36**  
**20+ win seasons: 31**
**Completed winning seasons: 35**  
**25+ win seasons: 16**
**Postseason appearances: 30**  
**Coach of the Year honors: 15**

## NC STATE CAREER HIGHLIGHTS

- Hired by NC State in April 2013 as the fourth head coach in program history
- Named 2021 WBCA National Coach of the Year, 2019 Associated Press National Coach of the Year runner-up, multi-time finalist for the Naismith Women's Coach of the Year (2019, 2021, 2022)
- Earned his first Final Four berth of career in year 35 as head coach with 2023-24 squad, which was the program's second-ever Final Four berth, and guided the Pack to the Elite Eight in two of last four years (2021-22, 2023-24) after just one other berth in program history (1998)
- In 2024-25, coming off fourth ACC Coach of the Year honors, an ACC Co-Regular Season Championship and the sixth NCAA Sweet 16 berth in the past seven seasons
- The 2021-22 team secured the first ACC regular season title in 32 years with a 17-1 league mark, which set a single-season program record for ACC wins and was the first NC State team since 1984-85 to sweep regular season and tournament crowns
- Guided the Pack to the 2020 ACC Tournament title, the program's first conference tournament championship win since 1991, and to repeats in 2021 and 2022 for the team's first back-to-back tournament crowns
- Coached his 2020-21 NC State squad to two victories over top-ranked opponents (No. 1 South Carolina on Dec. 3 and No. 1 Louisville on Feb. 11), making his team just the third in the last 20 years to defeat two AP No. 1s in one season. Also led the Pack to a win over No. 1 Notre Dame in 2025, having three of NC State's five wins over a No. 1 opponent in school history
- Saw program-best four-straight NCAA Sweet 16 berths (2018, 19, 21, 22) with the team's trip in 2018 being the first since 2007
- His teams have finished in the AP Top 10 in six of the past seven seasons
- The 2024-25 Wolfpack team went 18-0 on Kay Yow Court, marking the third perfect home season in school history, second under Coach Moore
- Authored wins over 10 top five teams at NC State: #2 ND (2016-17), #1 SC/#1 Louisville/#5 Louisville (2020-21), #2 Maryland/#3 Louisville (2021-22), #2 UConn/#3 Colorado/#5 Stanford/#4 Texas (2023-24)/#1/1 Notre Dame
- Moore's 2018-19 squad achieved the longest winning streak and best start to a season in program history (21-0), making the Pack the last remaining men's or women's NCAA DI team without a loss that year
- Earned 800th victory of his head coaching career on March 2, 2023, becoming the fifth active and 15th ever NCAA DI WBB coach to do so at the time. Also accomplished 300 wins at NC State in 2024-25
- Reached 200 wins at NC State on Dec. 12, 2021, becoming the fifth-fastest head coach ever to reach that milestone at an ACC program
- Hit 100 ACC wins on Feb. 3, 2022, becoming the fourth-fastest head coach to reach that milestone and 11th ACC coach of all time
- Served as women's basketball assistant coach at NC State from 1993-1995 under legendary head coach Kay Yow and during that time, the Wolfpack went 34-24 and reached the NCAA Tournament Sweet 16
- All of Moore's seasons in Raleigh have been winning seasons and 11 have included 20+ victories

## THE MOORE FILE

### NC STATE

**Head Coach**  
**(2013 - pres.)**
**Record: 307-99 (143-56 ACC)**

### CHATTANOOGA

**Head Coach**  
**(1998-2013)**  
**Record: 358-113**

### FRANCIS MARION

**Head Coach**  
**(1995-1998)**  
**RECORD: 69-20**

### NC STATE

**Assistant Coach**  
**(1993-1995)**  
**RECORD: 34-24**

### MARYVILLE COLLEGE

**Head Coach**  
**(1987-1993)**  
**RECORD: 131-36**

## CONFERENCE COACH OF THE YEAR (14 HONORS)

**Maryville College: 1990, 1992, 1993**
**Francis Marion: 1997**
**Chattanooga: 2000, 2004, 2005, 2006, 2008, 2013**
**NC State: 2014 (ESPNW), 2017 (ACC),**
**2021 (ACC Coaches), 2022**

## PERSONAL

**Hometown: Dallas, Texas**
**Education: Johnson University ('84, B.S. in Religion),**
**Tennessee ('86, B.S. and M.S. in Physical Education)**

## MOORE AS HEAD COACH

YEAR	SCHOOL	RECORD	CONF.	CONF. FINISH (*TOURN. CHAMP)	POSTSEASON
1987-88	Maryville College	15-12			
1988-89	Maryville College	23-6			NCAA
1989-90	Maryville College	23-5			NCAA
1990-91	Maryville College	23-6			NCAA
1991-92	Maryville College	24-4			NCAA
1992-93	Maryville College	23-3			NCAA
1995-96	Francis Marion	18-9			
1996-97	Francis Marion	21-8			NCAA
1997-98	Francis Marion	30-3			NCAA
1998-99	Chattanooga	10-17	8-10	T-7th	
1999-00	Chattanooga	26-5	17-1	1st	WNIT Second Round
2000-01	Chattanooga	24-7	15-3	T-1st *	NCAA
2001-02	Chattanooga	23-8	14-4	T-1st *	NCAA
2002-03	Chattanooga	26-5	16-2	1st *	NCAA
2003-04	Chattanooga	29-3	20-0	1st *	NCAA Second Round
2004-05	Chattanooga	25-5	19-1	1st	WNIT Second Round
2005-06	Chattanooga	27-4	18-0	1st *	NCAA
2006-07	Chattanooga	25-8	15-3	T-1st *	NCAA
2007-08	Chattanooga	29-4	18-0	1st *	NCAA
2008-09	Chattanooga	22-10	17-3	1st	WNIT
2009-10	Chattanooga	24-9	16-4	1st *	NCAA
2010-11	Chattanooga	17-14	13-7	3rd	
2011-12	Chattanooga	22-10	16-4	3rd	WNIT
2012-13	Chattanooga	29-4	19-1	1st *	NCAA
2013-14	NC State	25-8	11-5	4th	NCAA
2014-15	NC State	18-15	7-9	T9th	WNIT Third Round
2015-16	NC State	20-11	10-6	T5th	
2016-17	NC State	23-9	12-4	T4th	NCAA Second Round
2017-18	NC State	26-9	11-5	T4th	NCAA Sweet 16
2018-19	NC State	28-6	12-4	T3rd	NCAA Sweet 16
2019-20	NC State	28-4	14-4	2nd *	Canceled
2020-21	NC State	22-3	12-2	2nd *	NCAA Sweet 16
2021-22	NC State	32-4	17-1	1st *	NCAA Elite Eight
2022-23	NC State	20-12	9-9	T8th	NCAA
2023-24	NC State	31-7	13-5	2nd	NCAA Final Four
2024-25	NC State	28-7	16-2	T1st	NCAA Sweet 16
2025-26	NC State	5-4			
<b>TOTALS</b>		<b>865-268</b>			<b>25 NCAA, 5 WNIT</b>



GAME 11: MIAMI



0 Devyn Quigley | So. | 5-11 | G | Manchester, N.J. (Manchester Township)

CAREER STATS			
POINTS			
Conference	11	- vs. Boston College (1/5/25)	
NCAAT	4	- vs. Vermont (3/22/25)	
Season	9	- vs. USC (11/9/25)	
Career	20	- vs. Coastal (11/21/24)	
REBOUNDS			
Conference	6	- vs. Boston College (1/5/25)	
NCAAT	3	- vs. Vermont (3/22/25)	
Season	5	- vs. Maine (11/11/25)	
Career	6	- vs. Boston College (1/5/25)	
FG MADE			
Conference	5	- vs. Boston College (1/5/25)	
NCAAT	1 (2x)	- Last: vs. Mich (3/24/25)	
Season	4	- vs. USC (11/9/25)	
Career	8	- vs. Coastal (11/21/24)	
FG ATTEMPTED			
Conference	9	- vs. Boston College (1/5/25)	
NCAAT	3 (2x)	- Last: vs. Michigan State (3/24/25)	
Season	8	- vs. Green Bay (11/27/25)	
Career	13	- vs. Coastal (11/21/24)	
3FG MADE			
Conference	1	- vs. Virginia (1/19/25)	
NCAAT	1	- vs. Michigan State (3/24/25)	
Season	1	- vs. Green Bay (11/27/25)	
Career	4	- vs. Coastal (11/21/24)	
3FG ATTEMPTED			
Conference	3	- vs. Clemson (12/29/24)	
NCAAT	2	- vs. Michigan State (3/24/25)	
Season	3 (3x)	- Last: at Oklahoma (12/3/25)	
Career	7	- vs. Coastal (11/21/24)	
FT MADE			
Conference	2	- at SMU (3/2/25)	
NCAAT	2	- vs. Vermont (3/22/25)	
Season	2	- vs. Green Bay (11/27/25)	
Career	2 (4x)	- Last: vs. Vermont (3/22/25)	
FT ATTEMPTED			
Conference	2 (3x)	- Last: at SMU (3/2/25)	
NCAAT	2	- vs. Vermont (3/22/25)	
Season	2 (2x)	- Last: vs. Seton Hall (12/7/25)	
Career	2 (6x)	- Last: vs. Vermont (3/22/25)	
ASSISTS			
Conference	1 (9x)	- Last: at SMU (3/2/25)	
NCAAT			
Season	2 (2x)	- Last: vs. Southern Miss (11/28/25)	
Career	4	- vs. Coastal (11/21/24)	
STEALS			
Conference	1 (2x)	- Last: at SMU (3/2/25)	
NCAAT			
Season	2	- vs. Southern Miss (11/28/25)	
Career	2	- vs. Southern Miss (11/28/25)	
BLOCKS			
Conference			
NCAAT			
Season	1	- vs. Maine (11/11/25)	
Career	1	- vs. Maine (11/11/25)	
MINUTES			
Conference	26	- vs. Boston College (1/5/25)	
NCAAT	17	- vs. Vermont (3/22/25)	
Season	25	- vs. USC (11/9/25)	
Career	26	- vs. Boston College (1/5/25)	

SEASON STATS									
GP/GS	PPG	RPG	FG%	3FG%	FT%	APG	BPG	SPG	MPG
10/2	3.8	2.5	.381	.263	.250	0.7	0.1	0.6	17.4

- GAME NOTES
- Coming off five points, two rebounds and one steal vs. Seton Hall in second start of the season
  - Logged nine points, four rebounds and two assists in 25 minutes off the bench vs. No. 18/16 USC
  - Scored 10+ points twice, including a career-high 20 points off 8-of-13 shooting from the field and 4-of-7 from beyond the arc with six rebounds and four assists vs. Coastal Carolina
  - Earned second 10+ point game of her career with 11 points, six rebounds and one steal vs. Boston College
  - Became the first Pack freshman since Elissa Cunane (2019) to log 20 points in a game
  - Ranked No. 47 at time of signing in 2024 HoopGurlz Recruiting Rankings - ESPN 100 as a four-star recruit
  - Tallied 32.7 points, 10.4 rebounds, 2.6 assists and 3.9 steals per game as a senior at Manchester Township
  - Finished her high school career with 2,627 points, which broke the Shore Conference girls' basketball record

- FASTBREAK
- Got a cat named Blu in the offseason that she loves and calls her son and is Zam Jones' dog's friend
  - Hoping to improve ball handling and play more consistent minutes this year
  - Played against Zoe Brooks in AAU in New Jersey a few times
  - Loves going to the beach and her dream job is to model or work corporate for a makeup company
  - Wore #0 in high school and played soccer and volleyball

		Total		3-Pointers		Free throws		Rebounds									
Opponent	Date	GS	MIN	FG-FGA	PCT	3FG-3FGA	PCT	FT-FTA	PCT	OFF	DEF	TOT	AVG	PF	A	TO	BLK
vs Tennessee	11/04/2025		10:04	0-2	.000	0-2	.000	0-0	.000	0	1	1	1.0	1	1	0	0
vs Southern California	11/09/2025		25:28	4-7	.571	1-3	.333	0-0	.000	0	4	4	2.5	2	2	1	0
Maine	11/11/2025		16:56	2-8	.250	0-3	.000	0-0	.000	1	4	5	3.3	2	0	2	1
TCU	11/16/2025		13:51	2-2	1.000	0-0	.000	0-0	.000	2	2	4	3.5	0	1	0	0
Coastal Carolina	11/19/2025		18:38	1-3	.333	1-1	1.000	0-2	.000	1	3	4	3.6	0	0	1	1
Rhode Island	11/23/2025	*	19:29	0-2	.000	0-2	.000	0-0	.000	0	0	0	3.0	1	0	2	0
vs Green Bay	11/27/2025		20:39	3-5	.600	2-2	1.000	0-0	.000	1	2	3	3.0	4	1	2	0
vs Southern Miss.	11/28/2025		16:51	0-4	.000	0-2	.000	0-0	.000	0	1	1	2.8	3	2	1	0
at Oklahoma	12/03/2025		16:18	2-4	.500	1-3	.333	0-0	.000	1	0	1	2.6	0	0	0	0
Seton Hall	12/07/2025	*	15:42	2-5	.400	0-1	.000	1-2	.500	2	0	2	2.5	0	0	2	0
Totals		2	173:57	16-42	.381	5-19	.263	1-4	.250	8	17	25	2.5	13	7	11	1

Player Averages											
Games Played	Minutes/ game	Points/ game	FG Pct	3FG Pct	FT Pct	Rebounds/ game	Assists/ game	Turnovers/ game	Assist/Turnover ratio	Steals/ game	Blocks/ game
10	17.4	3.8	38.1	26.3	25.0	2.5	0.7	1.1	0.6	0.6	0.1

NOTABLE STATS			
STAT			
24-25	25-26	CAREER	
Double Figure Pts.	2	-	2
Double Figure Rebs.	-	-	-
Double-Doubles	-	-	-
5+ Assists	-	-	-
3+ Blocks	-	-	-
3+ Steals	-	-	-
Led Team in Pts.	-	-	-
Led Team in Rebs.	-	-	-
Led Team in Asts.	-	-	-
20+ Points	1	-	1
30+ Points	-	-	-

		Field Goals		3-Point		F-Throws		Rebounds				Scoring	
SEASON	TEAM	GP-GS	MIN/AVG	FG-FGA	FG%	3FG-3FGA	3FG%	FT-FTA	FT%	OFF	DEF	TOT	AVG
2024-25	NCSU	33-0	276/8.3	31-77	.403	11-30	.367	11-15	.733	23	19	42	1.3
2025-26	NCSU	10-2	174/17.4	16-42	.381	5-19	.263	1-4	.250	8	17	25	2.5
TOTAL		43-2	449/10.5	47-119	.395	16-49	.327	12-19	.632	31	36	67	1.6
				27-0	26	23	1	12	122	2.8			





1

Lorena Awou | So. | 6-5 | F | East Moline, Ill. (United Township)

CAREER STATS

<b>POINTS</b>	
Conference.....	8 -vs. Duke (2/3/25)
NCAAT.....	5 -vs. Vermont (3/22/25)
Season.....	4 (2x) - Last: vs. Coastal (11/19/25)
Career.....	10 (2x) - Last: vs. North Carolina (3/8/25)
<b>REBOUNDS</b>	
Conference.....	5 (2x) - Last: vs. Miami (2/13/25)
NCAAT.....	8 -vs. Michigan State (3/24/25)
Season.....	5 -vs. Coastal (11/19/25)
Career.....	9 -vs. Coastal (11/21/24)
<b>FG MADE</b>	
Conference.....	4 (2x) - Last: vs. North Carolina (3/8/25)
NCAAT.....	1 (2x) - Last: vs. Michigan State (3/24/25)
Season.....	2 (2x) - Last: vs. Coastal (11/19/25)
Career.....	4 (3x) - Last: vs. North Carolina (3/8/25)
<b>FG ATTEMPTED</b>	
Conference.....	6 -vs. Miami (2/13/25)
NCAAT.....	2 -vs. Michigan State (3/24/25)
Season.....	5 -vs. Maine (11/11/25)
Career.....	6 (3x) - Last: vs. Miami (2/13/25)
<b>3FG MADE</b>	
Conference.....	
NCAAT.....	
Season.....	
Career.....	
<b>3FG ATTEMPTED</b>	
Conference.....	
NCAAT.....	
Season.....	
Career.....	
<b>FT MADE</b>	
Conference.....	3 - at Wake Forest (1/30/25)
NCAAT.....	3 -vs. Vermont (3/22/25)
Season.....	
Career.....	3 (2x) - Last: vs. Vermont (3/22/25)
<b>FT ATTEMPTED</b>	
Conference.....	6 - at Wake Forest (1/30/25)
NCAAT.....	4 -vs. Vermont (3/22/25)
Season.....	3 -vs. TCU (11/16/25)
Career.....	6 (2x) - Last: at Wake Forest (1/30/25)
<b>ASSISTS</b>	
Conference.....	1 -vs. Wake Forest (2/27/25)
NCAAT.....	1 -vs. Vermont (3/22/25)
Season.....	
Career.....	1 (4x) - Last: vs. Vermont (3/22/25)
<b>STEALS</b>	
Conference.....	2 -vs. Wake Forest (2/27/25)
NCAAT.....	1 -vs. Vermont (3/22/25)
Season.....	1 -vs. Coastal (11/19/25)
Career.....	3 -vs. Kent State (11/14/24)
<b>BLOCKS</b>	
Conference.....	2 (2x) - Last: vs. Wake Forest (2/27/25)
NCAAT.....	2 -vs. Michigan State (3/24/25)
Season.....	2 -vs. Coastal (11/19/25)
Career.....	2 (4x) - Last: vs. Coastal (11/19/25)
<b>MINUTES</b>	
Conference.....	16 - at Syracuse (1/23/25)
NCAAT.....	16 -vs. Michigan State (3/24/25)
Season.....	10 -vs. Coastal (11/19/25)
Career.....	19 -vs. Old Dominion (12/8/24)

NOTABLE STATS

STAT	24-25	25-26	CAREER
Double Figure Pts.	2	-	2
Double Figure Rebs.	-	-	-
Double-Doubles	-	-	-
5+ Assists	-	-	-
3+ Blocks	-	-	-
3+ Steals	1	-	1
Led Team in Pts.	-	-	-
Led Team in Rebs.	1	-	1
Led Team in Asts.	-	-	-
20+ Points	-	-	-
30+ Points	-	-	-

SEASON STATS

GP/GS	PPG	RPG	FG%	3FG%	FT%	APG	BPG	SPG	MPG
3/0	3.3	3.3	.455	-	-	-	0.7	0.3	8.0

GAME NOTES

- In last game appearance, logged four points, five rebounds, two blocks and one steal in 10 minutes vs. Coastal
- Shot 51.3 percent from the field with 3.2 points and 2.5 rebounds per game as a freshman
- Recorded two 10+ point games and five 5+ rebound contests
- Came up big with 10 points off 4-of-5 from the field vs. North Carolina in the ACC Tournament Semifinals
- Huge off bench in ACC wins at Syracuse (six points and five rebounds) and Duke (eight points and four boards)
- Pulled down a team-tying high nine rebounds and had five points and one block vs. Coastal Carolina
- Ranked No. 5 in the State of Illinois in the Prep Girls Hoops Rankings
- Named Class 4A Illinois Media First Team All-State, averaging 18.7 points and 11.9 rebounds per game
- Surpassed 1,000 career points and 1,000 career rebounds in high school and is the career rebounding record holder

FASTBREAK

- Worked in the offseason on finishing and shooting a little more outside elbow jumpers, 15 footers. etc.
- Always has her lipgloss, it's a must!
- Communications major
- Wears #1 because it connects w/ idea of excellence and stands out, motivating her to push herself every day
- Chicago sports fan

2025-26 STATS

Opponent	Date	GS	MIN	Total		3-Pointers		Free throws		Rebounds				PF A TO BLK STL PTS AVG						
				FG-FGA	PCT	3FG-3FGA	PCT	FT-FTA	PCT	OFF	DEF	TOT	AVG	PF	A	TO	BLK	STL	PTS	AVG
Maine	11/11/2025		07:51	2-5	.400	0-0	.000	0-0	.000	2	0	2	2.0	0	0	0	0	0	4	4.0
TCU	11/16/2025		06:00	1-2	.500	0-0	.000	0-3	.000	3	0	3	2.5	0	0	1	0	0	2	3.0
Coastal Carolina	11/19/2025		10:12	2-4	.500	0-0	.000	0-0	.000	1	4	5	3.3	4	0	3	2	1	4	3.3
Totals		0	24:03	5-11	.455	0-0	.000	0-3	.000	6	4	10	3.3	4	0	4	2	1	10	3.3

Player Averages

Games Played	Minutes/ game	Points/ game	FG Pct	3FG Pct	FT Pct	Rebounds/ game	Assists/ game	Turnovers/ game	Assist/Turnover ratio	Steals/ game	Blocks/ game
3	8.0	3.3	45.5	0.0	0.0	3.3	0.0	1.3	0.0	0.3	0.7

CAREER STATS

				Field Goals		3-Point		F-Throws		Rebounds								Scoring		
SEASON	TEAM	GP-GS	MIN/AVG	FG-FGA	FG%	3FG-3FGA	3FG%	FT-FTA	FT%	OFF	DEF	TOT	AVG	PF-FO	A	TO	BLK	STL	PTS	AVG
2024-25	NCSU	31-0	273/8.8	40-78	.513	0-0	.000	19-51	.373	42	36	78	2.5	45-0	4	31	11	12	99	3.2
2025-26	NCSU	3-0	24/8.0	5-11	.455	0-0	.000	0-3	.000	6	4	10	3.3	4-0	0	4	2	1	10	3.3
TOTAL		34-0	297/8.7	45-89	.506	0-0	.000	19-54	.352	48	40	88	2.6	49-0	4	35	13	13	109	3.2





2 Qadence Samuels | Jr. | 6-0 | G | Forestville. Md. (Bishop McNamara/UConn)

CAREER STATS

POINTS	
ACC	3 (2x) - Last: vs. USC (4/1/24) #
NCAAT	11 - vs. Southern Miss (11/28/25)
Season	18 - at TMU (12/20/23) #
Career	
REBOUNDS	
ACC	2 - vs. USC (4/1/24) #
NCAAT	7 - vs. Coastal (11/19/25)
Season	9 - TMU (12/20/23) #
Career	
FG MADE	
ACC	1 (2x) - Last: vs. USC (4/1/24) #
NCAAT	4 (2x) - Last: vs. Southern Miss (11/28/25)
Season	7 - at TMU (12/20/23) #
Career	
FG ATTEMPTED	
ACC	3 - vs. USC (4/1/24) #
NCAAT	11 - vs. Coastal (11/19/25)
Season	12 - at Xavier (2/14/24) #
Career	
3FG MADE	
ACC	1 (2x) - Last: vs. USC (4/1/24) #
NCAAT	3 - vs. Southern Miss (11/28/25)
Season	4 - at NC State (11/12/23) #
Career	
3FG ATTEMPTED	
ACC	3 - vs. USC (4/1/24) #
NCAAT	7 - vs. Coastal (11/19/25)
Season	8 - at NC State (11/12/23) #
Career	
FT MADE	
ACC	
NCAAT	2 (5x) - Last: vs. Seton Hall (12/7/25)
Season	2 (9x) - Last: vs. Seton Hall (12/7/25)
Career	
FT ATTEMPTED	
ACC	
NCAAT	
Season	2 (5x) - Last: vs. Seton Hall (12/7/25)
Career	2 (14x) - Last: vs. Seton Hall (12/7/25)
ASSISTS	
ACC	1 - vs. USC (4/1/24) #
NCAAT	2 (2x) - Last: vs. Maine (11/11/25)
Season	3 - at TMU (12/20/23) #
Career	
STEALS	
ACC	
NCAAT	
Season	
Career	
BLOCKS	
ACC	
NCAAT	1 (5x) - Last: vs. Green Bay (11/27/25)
Season	1 (16x) - Last: vs. Green Bay (11/27/25)
Career	
MINUTES	
ACC	14 - vs. USC (4/1/24) #
NCAAT	30 - vs. Tennessee (11/4/25)
Season	30 - vs. Tennessee (11/4/25)
Career	
# - at UConn (2023-25)	

NOTABLE STATS

STAT	23-24	24-25	25-26	Career
Double Figure Pts.	5	-	1	6
Double Figure Rebs	-	-	-	-
Double-Doubles	-	-	-	-
5+ Assists	-	-	-	-
3+ Blocks	-	-	-	-
3+ Steals	-	-	-	-
Led Team in Pts.	-	-	-	-
Led Team in Rebs.	-	1	-	1
Led Team in Asts.	-	-	-	-
20+ Points	-	-	-	-
30+ Points	-	-	-	-

CAREER STATS

SEASON STATS

GP/GS	PPG	RPG	FG%	3FG%	FT%	APG	BPG	SPG	MPG
10/8	5.6	4.0	.290	.270	.909	0.7	0.5	0.4	23.9

GAME NOTES

- Registered five points, four rebounds and one assist vs. Seton Hall in 23 minutes off the bench
- Started in first eight of 10 games with the Tennessee game being her first career start
- Named a 2025 NCAA Champion with the Huskies
- Played significant minutes for the Huskies as a freshman, tallying 5.0 points and 2.6 rebounds per game
- Logged 14 points off 4-of-8 from 3-point land at NC State
- Named BIG EAST Freshman of the Week following her first week of collegiate basketball in 2023
- Registered a near double-double of 18 points and nine rebounds with three assists and two steals vs. TMU
- No. 41-ranked recruit by ESPN in the Class of 2023, and a four-star recruit
- Averaged 17.6 points, 7.8 rebounds and 2.1 steals per game as a junior in high school at Bishop McNamara

FASTBREAK

- Second oldest of seven children and comes from a huge basketball family
- Known for doing the dirty work, diving for balls in practice
- Has known Coach Moore since seventh grade, loves NC State environment and ACC is good fit for her
- Has one blue eyebrow to honor her grandmother who passed away - blue was her favorite color
- Off the court, likes to model, sing and paint

2025-26 STATS

Opponent	Date	GS	MIN	Total		3-Pointers		Free throws		Rebounds			PF	A	TO	BLK	STL	PTS	AVG		
				FG-FGA	PCT	3FG-FGA	PCT	FT-FTA	PCT	OFF	DEF	TOT								AVG	
vs Tennessee	11/04/2025	*	29:56	1-8	.125	1-4	.250	1-2	.500	1	2	3	3.0	2	2	0	1	0	4.0		
vs Southern California	11/09/2025	*	28:46	4-8	.500	1-4	.250	0-0	.000	0	3	3	3.0	3	0	2	1	0	9	6.5	
Maine	11/11/2025	*	21:42	0-4	.000	0-3	.000	0-0	.000	1	2	3	3.0	0	2	1	0	0	4	3	
TCU	11/16/2025	*	27:22	2-6	.333	1-3	.333	2-2	1.000	3	2	5	3.5	1	0	1	1	1	7	5.0	
Coastal Carolina	11/19/2025	*	19:29	3-11	.273	1-7	.143	1-1	1.000	2	5	7	4.2	0	0	1	1	0	8	5.6	
Rhode Island	11/23/2025	*	23:22	1-4	.250	1-2	.500	2-2	1.000	0	4	4	4.2	2	0	2	0	0	5	5.5	
vs Green Bay	11/27/2025	*	20:43	2-7	.286	1-3	.333	2-2	1.000	2	1	3	4.0	4	0	0	1	0	7	5.7	
vs Southern Miss.	11/28/2025	*	15:52	4-6	.667	3-4	.750	0-0	.000	0	5	5	4.1	0	1	1	0	1	11	6.4	
at Oklahoma	12/03/2025	*	28:42	0-5	.000	0-4	.000	0-0	.000	0	3	3	4.0	3	1	0	0	2	0	5.7	
Seton Hall	12/07/2025	*	22:56	1-3	.333	1-3	.333	2-2	1.000	1	3	4	4.0	1	1	1	0	0	5	5.6	
Totals			8	238:50	18-62	.290	10-37	.270	10-11	.909	10	30	40	4.0	16	7	9	5	4	56	5.6

Player Averages													
Games Played	Minutes/game	Points/game	FG Pct	3FG Pct	FT Pct	Rebounds/game	Assists/game	Turnovers/game	Assist/Turnover ratio	Steals/game	Blocks/game		
10	23.9	5.6	29.0	27.0	90.9	4.0	0.7	0.9		0.8			0.5

		Field Goals				3-Point		F-Throws		Rebounds				Scoring						
SEASON	TEAM	GP-GS	MIN/AVG	FG-FGA	FG%	3FG-3FGA	3FG%	FT-FTA	FT%	OFF	DEF	TOT	AVG	PF-FO	A	TO	BLK	STL	PTS	AVG
2023-24	UConn	36-0	443/12.3	68-169	.402	35-99	.354	9-17	.529	23	70	93	2.6	42-0	17	23	10	16	180	5.0
2024-25	UConn	33-0	183/5.5	16-49	.327	6-25	.240	5-7	.714	7	21	28	0.8	18-1	2	17	4	6	43	1.3
2025-26	NCSU	10-8	239/23.9	18-62	.290	10-37	.270	10-11	.909	10	30	40	4.0	16-0	7	9	5	4	56	5.6
TOTAL FOR NCSU		10-8	239/23.9	18-62	.290	10-37	.270	10-11	.909	10	30	40	4.0	16-0	7	9	5	4	56	5.6
TOTAL		79-8	864/10.9	102-280	.364	51-161	.317	24-35	.686	40	121	161	2.0	76-1	26	49	19	26	279	3.5





3

Zamareya Jones | So. | 5-7 | G | Greenville, N.C. (North Pitt)

CAREER STATS

POINTS		
Conference	18	- at Louisville (12/15/24)
NCAAT	13	- vs. LSU (3/28/25)
Season	26	- at Oklahoma (12/3/25)
Career	26	- at Oklahoma (12/3/25)
REBOUNDS		
Conference	3 (2x)	- Last: vs. VT (1/26/25)
NCAAT	1	- vs. LSU (3/28/25)
Season	8	- at Oklahoma (12/3/25)
Career	8	- at Oklahoma (12/3/25)
FG MADE		
Conference	7	- at Louisville (12/15/24)
NCAAT	5	- vs. Michigan State (3/24/25)
Season	9	- at Oklahoma (12/3/25)
Career	9	- at Oklahoma (12/3/25)
FG ATTEMPTED		
Conference	9	- vs. Wake Forest (2/27/25)
NCAAT	9	- Last: vs. LSU (3/28/25)
Season	24	- at Oklahoma (12/3/25)
Career	24	- at Oklahoma (12/3/25)
3FG MADE		
Conference	3	- at Louisville (12/15/24)
NCAAT	2	- vs. Michigan State (3/24/25)
Season	3 (2x)	- Last: vs. Green Bay (11/27/25)
Career	4 (2x)	- Last: vs. Ole Miss (12/5/24)
3FG ATTEMPTED		
Conference	5	- vs. Miami (2/13/25)
NCAAT	5	- vs. LSU (3/28/25)
Season	10	- vs. Rhode Island (11/23/25)
Career	10	- vs. Rhode Island (11/23/25)
FT MADE		
Conference	3	- at Wake Forest (1/30/25)
NCAAT		
Season	6	- at Oklahoma (12/3/25)
Career	6	- at Oklahoma (12/3/25)
FT ATTEMPTED		
Conference	6	- at Wake Forest (1/30/25)
NCAAT		
Season	8	- at Oklahoma (12/3/25)
Career	8	- at Oklahoma (12/3/25)
ASSISTS		
Conference	4	- at Wake Forest (1/30/25)
NCAAT	1	- vs. Michigan State (3/24/25)
Season	8 (2x)	- Last: vs. Southern Miss (11/28/25)
Career	8 (2x)	- Last: vs. Southern Miss (11/28/25)
STEALS		
Conference	1 (4x)	- Last: vs. Miami (2/13/25)
NCAAT	1 (2x)	- Last: vs. LSU (3/28/25)
Season	4	- vs. Coastal (11/19/25)
Career	4	- vs. Coastal (11/19/25)
BLOCKS		
Conference	1 (5x)	- Last: at SMU (3/2/25)
NCAAT		
Season	2	- vs. Maine (11/11/25)
Career	3	- vs. Old Dominion (12/8/24)
MINUTES		
Conference	24	- at Wake Forest (1/30/25)
NCAAT	18	- vs. LSU (3/28/25)
Season	41	- at Oklahoma (12/3/25)
Career	41	- at Oklahoma (12/3/25)

NOTABLE STATS

STAT	24-25	25-26	CAREER
Double Figure Pts.	10	8	18
Double Figure Rebs.	-	-	-
Double-Doubles	-	-	-
5+ Assists	2	5	7
3+ Blocks	1	-	1
3+ Steals	-	2	2
Led Team in Pts.	3	4	7
Led Team in Rebs.	-	-	-
Led Team in Assts.	5	6	11
20+ Points	-	1	1
30+ Points	-	-	-

CAREER STATS

SEASON STATS

GP/GS	PPG	RPG	FG%	3FG%	FT%	APG	BPG	SPG	MPG
10/10	13.5	4.2	.383	.295	.714	3.7	0.2	1.4	29.8

GAME NOTES

- Logged career-high 26 points with eight rebounds and two steals at No. 9/9 Oklahoma
- Has averaged 17.3 points, 5.5 rebounds and 4.5 assists per game in the past four outings
- Came up big vs. No. 8/9 Tennessee with 18 points and scored or assisted on final 11, with five assists
- No. 3 in assist/turnover ratio (2.2) and No. 12 in assists in the ACC
- Tabbled to Ann Meyers-Drysdale Shooting Guard of the Year Watchlist
- Played in 30 games, while starting in two to average a bench's most 16.8 minutes per game as a freshman
- Her 35 3-pointers marked the seventh most made by a freshman & 3-point percentage was the eighth best (.350)
- Went 4-of-4 from 3-point in the second quarter vs. Ole Miss with the four 3s tied for a program quarter record
- Ranked No. 17 at time of her signing in the 2024 HoopGurlz Recruiting Rankings - ESPNW 100, five-star recruit

FASTBREAK

- Goes by Zam on all references
- Enjoys playing Lego's and has a collection of them in her room at home, as well as a motorcycle of Lego's
- Dedicates her playing to her god-brother, Dontavious who passed away in 2021 with cancer (writes LL Tay3 on her shoes and points up to the sky before every game)
- Goals of winning an ACC Championship and going to the Final Four
- With no seniors on the team, she knows she has to be more vocal and encouraging to the freshmen

2025-26 STATS

Opponent	Date	GS	MIN	Total		3-Pointers		Free throws		Rebounds				PF				TO	BLK	STL	PTS	AVG
				FG-FGA	PCT	3FG-3FGA	PCT	FT-FTA	PCT	OFF	DEF	TOT	AVG	A	TO	BLK	STL					
vs Tennessee	11/04/2025	*	34:09	6-14	.429	2-4	.500	4-4	1.000	0	3	3	3.0	3	5	1	0	1	18	18.0		
vs Southern California	11/09/2025	*	19:45	3-9	.333	2-5	.400	0-2	.000	0	1	1	2.0	4	0	2	0	0	8	13.0		
Maine	11/11/2025	*	31:10	4-10	.400	1-5	.200	1-2	.500	0	7	7	3.7	2	5	3	2	1	10	12.0		
TCU	11/16/2025	*	22:16	0-9	.000	0-3	.000	0-0	.000	0	1	1	3.0	1	0	0	0	0	0	9.0		
Coastal Carolina	11/19/2025	*	30:53	5-11	.455	1-4	.250	2-2	1.000	0	6	6	3.6	2	8	3	0	4	13	9.8		
Rhode Island	11/23/2025	*	28:46	7-18	.389	3-10	.300	0-0	.000	0	2	2	3.3	2	1	4	0	1	17	11.0		
vs Green Bay	11/27/2025	*	29:54	7-13	.538	3-7	.429	0-1	.000	0	3	3	3.3	1	2	1	0	0	17	11.9		
vs Southern Miss.	11/28/2025	*	27:48	6-10	.600	2-5	.400	0-0	.000	0	4	4	3.4	1	8	1	0	3	14	12.1		
at Oklahoma	12/03/2025	*	41:26	9-24	.375	2-9	.222	6-8	.750	1	7	8	3.9	2	3	1	0	2	26	13.7		
Seton Hall	12/07/2025	*	32:15	4-15	.267	2-9	.222	2-2	1.000	1	6	7	4.2	3	5	1	0	2	12	13.5		
Totals			10	298:23	51-133	.383	18-61	.295	15-21	.714	2	40	42	4.2	21	37	17	2	14	135	13.5	

Player Averages

Games Played	Minutes/ game	Points/ game	FG Pct	3FG Pct	FT Pct	Rebounds/ game	Assists/ game	Turnovers/ game	Assist/Turnover ratio	Steals/ game	Blocks/ game
10	29.8	13.5	38.3	29.5	71.4	4.2	3.7	1.7	2.2	1.4	0.2

SEASON	TEAM	GP-GS	MIN/AVG	Field Goals		3-Point		F-Throws		Rebounds				Scoring			
				FG-FGA	FG%	3FG-3FGA	3FG%	FT-FTA	FT%	OFF	DEF	TOT	AVG	PF-FO	A	TO	BLK STL
2024-25	NCSU	30-2	503/16.8	78-197	.396	35-100	.350	23-38	.605	5	39	44	1.5	33-0	44	44	10 12
2025-26	NCSU	10-10	298/29.8	51-133	.383	18-61	.295	15-21	.714	2	40	42	4.2	21-0	37	17	2 14
TOTAL		40-12	802/20.0	129-330	.391	53-161	.329	38-59	.644	7	79	86	2.2	54-0	81	61	12 26





7
Destiny "Ky'She" Lunan | Fr. | 5-10 | G | Goodyear, Ariz. (Millennium)

CAREER STATS

POINTS	
Conference.....	
NCAAT.....	
Season.....	11 - vs. Southern Miss (11/28/25)
Career.....	11 - vs. Southern Miss (11/28/25)
REBOUNDS	
Conference.....	
NCAAT.....	
Season.....	5 - vs. Maine (11/11/25)
Career.....	5 - vs. Maine (11/11/25)
FG MADE	
Conference.....	
NCAAT.....	
Season.....	3 (3x) - Last: vs. Southern Miss (11/28/25)
Career.....	3 (3x) - Last: vs. Southern Miss (11/28/25)
FG ATTEMPTED	
Conference.....	
NCAAT.....	
Season.....	5 (3x) - Last: vs. Southern Miss (11/28/25)
Career.....	5 (3x) - Last: vs. Southern Miss (11/28/25)
3FG MADE	
Conference.....	
NCAAT.....	
Season.....	2 (2x) - Last: vs. Rhode Island (11/23/25)
Career.....	2 (2x) - Last: vs. Rhode Island (11/23/25)
3FG ATTEMPTED	
Conference.....	
NCAAT.....	
Season.....	3 - vs. Coastal (11/19/25)
Career.....	3 - vs. Coastal (11/19/25)
FT MADE	
Conference.....	
NCAAT.....	
Season.....	4 - vs. Southern Miss (11/28/25)
Career.....	4 - vs. Southern Miss (11/28/25)
FT ATTEMPTED	
Conference.....	
NCAAT.....	
Season.....	4 (2x) - Last: vs. Southern Miss (11/28/25)
Career.....	4 (2x) - Last: vs. Southern Miss (11/28/25)
ASSISTS	
Conference.....	
NCAAT.....	
Season.....	3 (2x) - Last: vs. Southern Miss (11/28/25)
Career.....	3 (2x) - Last: vs. Southern Miss (11/28/25)
STEALS	
Conference.....	
NCAAT.....	
Season.....	4 - vs. TCU (11/16/25)
Career.....	4 - vs. TCU (11/16/25)
BLOCKS	
Conference.....	
NCAAT.....	
Season.....	
Career.....	
MINUTES	
Conference.....	
NCAAT.....	
Season.....	22 - vs. TCU (11/16/25)
Career.....	22 - vs. TCU (11/16/25)

NOTABLE STATS

STAT	25-26	Career
Double Figure Pts.	2	2
Double Figure Rebs.	-	-
Double-Doubles	-	-
5+ Assists	-	-
3+ Blocks	-	-
3+ Steals	1	1
Led Team in Pts.	-	-
Led Team in Rebs.	-	-
Led Team in Asts.	-	-
20+ Points	-	-
30+ Points	-	-

SEASON STATS

GP/GS	PPG	RPG	FG%	3FG%	FT%	APG	BPG	SPG	MPG
10/0	4.9	1.4	.457	.444	.643	1.0	0.0	0.7	14.4

GAME NOTES

- Coming off five points and two boards in 14 minutes vs. Seton Hall
- Registered career-high 11 points with three assists vs. Southern Miss
- Logged 10 points w/ four steals vs. No. 17/12 TCU; the steals are second most by ACC freshman this year
- Ranked No. 65 in the final 2025 HoopGurlz Recruiting Rankings - ESPNW Top 100 and four-star recruit
- Named a McDonald's All-American nominee
- Tabbed the Arizona Gatorade Player of the Year and MaxPreps Player of the Year
- Finished her stellar senior season at Millennium High School, averaging 20.6 points, 4.6 rebounds, 4.2 steals and 3.1 assists per game
- Led Millennium High School to a Open State Championship, dropping 37 points to outscore opposing team

FASTBREAK

- Nicknamed Ky'She, inspired by her role model and favorite basketball player Kyrie Irving (dad gave nickname)
- Calls her style unorthodox, going off feel and being unpredictable
- Born in Minnesota and lives in Minnesota, while her grandma lives in Charlotte
- Prays before every game and listens to gospel
- Wears #7 because it represents the number of completion in the Bible and is her lucky number

2025-26 STATS

Opponent	Date	GS	MIN	FG-FGA		3-Pointers		Free throws		Rebounds			PF	A	TO	BLK	STL	PTS	AVG		
					PCT		PCT		PCT	OFF	DEF	TOT									
vs Tennessee	11/04/2025		05:09	2-4	.500	1-1	1.000	0-0	.000	0	1	1	1.0	1	1	3	0	0	5	5.0	
vs Southern California	11/09/2025		07:03	0-2	.000	0-1	.000	0-0	.000	0	1	1	1.0	1	0	2	0	1	0	2.5	
Maine	11/11/2025		17:37	0-3	.000	0-2	.000	0-0	.000	0	5	5	2.3	0	3	1	0	1	0	1.7	
TCU	11/16/2025		21:38	3-5	.600	1-2	.500	3-4	.750	0	0	0	1.8	3	1	1	0	4	10	3.8	
Coastal Carolina	11/19/2025		14:05	2-3	.667	2-3	.667	0-0	.000	0	1	1	1.6	2	0	2	0	0	6	4.2	
Rhode Island	11/23/2025		15:27	3-5	.600	2-2	1.000	0-0	.000	0	4	4	2.0	2	1	3	0	1	8	4.8	
vs Green Bay	11/27/2025		17:16	0-2	.000	0-2	.000	1-4	.250	0	0	0	1.7	2	1	1	0	0	1	4.3	
vs Southern Miss.	11/28/2025		21:12	3-5	.600	1-2	.500	4-4	1.000	0	0	0	1.5	0	3	0	0	0	11	5.1	
at Oklahoma	12/03/2025		10:21	1-2	.500	0-1	.000	1-2	.500	0	0	0	1.3	2	0	3	0	0	3	4.9	
Seton Hall	12/07/2025		13:57	2-4	.500	1-2	.500	0-0	.000	0	2	2	1.4	3	0	2	0	0	5	4.9	
Totals			0	143:45	16-35	.457	8-18	.444	9-14	.643	0	14	14	1.4	16	10	18	0	7	49	4.9

Player Averages

Games Played	Minutes/ game	Points/ game	FG Pct	3FG Pct	FT Pct	Rebounds/ game	Assists/ game	Turnovers/ game	Assist/Turnover ratio	Steals/ game	Blocks/ game
10	14.4	4.9	45.7	44.4	64.3	1.4	1.0	1.8	0.6	0.7	0.0

				Field Goals		3-Point		F-Throws		Rebounds											Scoring	
SEASON	TEAM	GP-GS	MIN/AVG	FG-FGA	FG%	3FG-3FGA	3FG%	FT-FTA	FT%	OFF	DEF	TOT	AVG	PF-FO	A	TO	BLK	STL	PTS	AVG		
2025-26	NCSU	10-0	144/14.4	16-35	.457	8-18	.444	9-14	.643	0	14	14	1.4	16-0	10	18	0	7	49	4.9		
TOTAL		10-0	144/14.4	16-35	.457	8-18	.444	9-14	.643	0	14	14	1.4	16-0	10	18	0	7	49	4.9		

CAREER STATS





10 Adelaide Jernigan | Fr. | 5-11 | G | Winston Salem, N.C. (Bishop McGuinness)

CAREER STATS

POINTS	
Conference.....	
NCAAT.....	
Season.....	10 - vs. Southern Miss (11/28/25)
Career.....	10 - vs. Southern Miss (11/28/25)
REBOUNDS	
Conference.....	
NCAAT.....	
Season.....	2 (2x) - Last: vs. Southern Miss (11/28/25)
Career.....	2 (2x) - Last: vs. Southern Miss (11/28/25)
FG MADE	
Conference.....	
NCAAT.....	
24-25 Season.....	4 - vs. Southern Miss (11/28/25)
Career.....	4 - vs. Southern Miss (11/28/25)
FG ATTEMPTED	
Conference.....	
NCAAT.....	
Season.....	6 - vs. Southern Miss (11/28/25)
Career.....	6 - vs. Southern Miss (11/28/25)
3FG MADE	
Conference.....	
NCAAT.....	
Season.....	2 - vs. Southern Miss (11/28/25)
Career.....	2 - vs. Southern Miss (11/28/25)
3FG ATTEMPTED	
Conference.....	
NCAAT.....	
Season.....	4 - vs. Southern Miss (11/28/25)
Career.....	4 - vs. Southern Miss (11/28/25)
FT MADE	
Conference.....	
NCAAT.....	
Season.....	
Career.....	
FT ATTEMPTED	
Conference.....	
NCAAT.....	
Season.....	
Career.....	
ASSISTS	
Conference.....	
NCAAT.....	
Season.....	1 - vs. Coastal (11/19/25)
Career.....	1 - vs. Coastal (11/19/25)
STEALS	
Conference.....	
NCAAT.....	
Season.....	1 - vs. Southern Miss (11/28/25)
Career.....	1 - vs. Southern Miss (11/28/25)
BLOCKS	
Conference.....	
NCAAT.....	
Season.....	
Career.....	
MINUTES	
Conference.....	
NCAAT.....	
Season.....	15 - vs. Southern Miss (11/28/25)
Career.....	15 - vs. Southern Miss (11/28/25)

NOTABLE STATS

STAT	25-26	Career
Double Figure Pts.	1	1
Double Figure Rebs.	-	-
Double-Doubles	-	-
5+ Assists	-	-
3+ Blocks	-	-
3+ Steals	-	-
Led Team in Pts.	-	-
Led Team in Rebs.	-	-
Led Team in Asts.	-	-
20+ Points	-	-
30+ Points	-	-

SEASON STATS

GP/GS	PPG	RPG	FG%	3FG%	FT%	APG	BPG	SPG	MPG
4/0	3.0	1.0	.333	.182	-	0.3	-	0.3	8.4

GAME NOTES

- Recorded career-high 10 points with two rebounds in 15 minutes vs. Southern Miss
- Made her first career bucket vs. Maine, ending that game with two points and two boards in 11 minutes
- Ranked No. 68 in the final 2025 HoopGurlz Recruiting Rankings - ESPNW Top 100, a four-star recruit
- Named a McDonald's All-American nominee
- Only girls' basketball player at Bishop McGuinness to surpass 2,000 career points (finished with 2,528)
- Became her high school's all-time leader in 3-pointers
- Two-time state champion and took her team to three Final Fours and was a four-time all-state choice
- Wrapped up her senior season averaging 27.3 points, 6.0 rebounds, 2.2 assists and 2.5 steals per game
- A part of the Team UA's developmental program and an alternate on U18 USA Women's National Team

FASTBREAK

- Dual sport athlete, winning a 1A girls' tennis dual-team championship with Bishop McGinnis in the fall
- Played for Rachel Stockdale's (DOB0) husband in high school
- Superstitious by always having her left sock and shoes on first since she's a lefty
- Avid ESPN watcher and it's her dream to work in sports broadcasting in front of the camera
- Has always admired Holly Rowe (shoutout Holly)

2025-26 STATS

Opponent	Date	GS	MIN	Total		3-Pointers		Free throws		Rebounds				PF				PTS			
				FG-FGA	PCT	3FG-3FGA	PCT	FT-FTA	PCT	OFF	DEF	TOT	AVG	A	TO	BLK	STL	PTS	AVG		
vs Tennessee	11/04/2025		01:21	0-2	.000	0-1	.000	0-0	.000	0	0	0	0.0	0	0	1	0	0	0	0.0	
Maine	11/11/2025		11:02	1-4	.250	0-3	.000	0-0	.000	0	2	2	1.0	2	0	0	0	2	1.0		
Coastal Carolina	11/19/2025		06:37	0-3	.000	0-3	.000	0-0	.000	0	0	0	0.7	0	1	0	0	0	0.7		
vs Southern Miss.	11/28/2025		14:45	4-6	.667	2-4	.500	0-0	.000	0	2	2	1.0	2	0	0	0	10	3.0		
Totals		0	33:45	5-15	.333	2-11	.182	0-0	.000	0	4	4	1.0	4	1	1	0	12	3.0		

Player Averages

Games Played	Minutes/ game	Points/ game	FG Pct	3FG Pct	FT Pct	Rebounds/ game	Assists/ game	Turnovers/ game	Assist/Turnover ratio	Steals/ game	Blocks/ game
4	8.4	3.0	33.3	18.2	0.0	1.0	0.3	0.3	1.0	0.3	0.0

CAREER STATS

			Field Goals		3-Point		F-Throws		Rebounds									Scoring		
SEASON	TEAM	GP-GS	MIN/AVG	FG-FGA	FG%	3FG-3FGA	3FG%	FT-FTA	FT%	OFF	DEF	TOT	AVG	PF-FO	A	TO	BLK	STL	PTS	AVG
2025-26	NCSU	4-0	34/8.4	5-15	.333	2-11	.182	0-0	.000	0	4	4	1.0	4-0	1	1	0	1	12	3.0
TOTAL		4-0	34/8.4	5-15	.333	2-11	.182	0-0	.000	0	4	4	1.0	4-0	1	1	0	1	12	3.0





11

Maddie Cox | Jr. | 6-2 | F | Flower Mound, Texas (Flower Mound)

CAREER STATS

POINTS	
ACC	5 - vs. North Carolina (2/1/24)
NCAAT	8 - vs. LSU (3/28/25)
Season	11 - vs. Coastal (11/19/25)
Career	11 - vs. Coastal (11/19/25)
REBOUNDS	
ACC	6 - at Notre Dame (2/15/24)
NCAAT	3 - vs. LSU (3/28/25)
Season	12 - vs. Seton Hall (12/7/25)
Career	12 - vs. Seton Hall (12/7/25)
FG MADE	
ACC	1 (6x) - last: vs. Syracuse (1/23/25)
NCAAT	4 (2x) - Last: vs. LSU (3/28/25)
Season	4 - vs. Coastal (11/19/25)
Career	4 - vs. Coastal (11/19/25)
FG ATTEMPTED	
ACC	3 (2x) - Last: at Stanford (1/12/25)
NCAAT	4 (2x) - Last: vs. LSU (3/28/25)
Season	8 - vs. Seton Hall (12/7/25)
Career	8 - vs. Seton Hall (12/7/25)
3FG MADE	
ACC	1 (3x) - Last: vs. Clemson (12/29/24)
NCAAT	2 - vs. LSU (3/28/25)
Season	3 - vs. Coastal (11/19/25)
Career	3 - vs. Coastal (11/19/25)
3FG ATTEMPTED	
ACC	2 (3x) - Last: at Stanford (1/12/25)
NCAAT	4 - vs. Chattanooga (3/23/24)
Season	6 - vs. Coastal (11/19/25)
Career	6 - vs. Coastal (11/19/25)
FT MADE	
ACC	3 - vs. North Carolina (2/1/24)
NCAAT	3 - vs. Rhode Island (11/23/25)
Season	3 - vs. Rhode Island (11/23/25)
Career	4 - vs. Elon (11/15/23)
FT ATTEMPTED	
ACC	4 - vs. Boston College (1/5/25)
NCAAT	4 - vs. Rhode Island (11/23/25)
Season	4 - vs. Rhode Island (11/23/25)
Career	4 (4x) - Last: vs. Rhode Island (11/23/25)
ASSISTS	
ACC	2 - vs. Wake Forest (2/27/25)
NCAAT	2 (2x) - Last: vs. Southern Miss (11/28/25)
Season	2 (5x) - Last: vs. Southern Miss (11/28/25)
Career	2 (5x) - Last: vs. Southern Miss (11/28/25)
STEALS	
ACC	1 (2x) - Last: at Wake Forest (1/30/25)
NCAAT	2 - vs. Coastal (11/19/25)
Season	2 - vs. Coastal (11/19/25)
Career	2 - vs. Coastal (11/19/25)
BLOCKS	
ACC	2 - at Notre Dame (2/15/24)
NCAAT	2 (6x) - Last: vs. Seton Hall (12/7/25)
Season	2 (6x) - Last: vs. Seton Hall (12/7/25)
Career	2 (6x) - Last: vs. Seton Hall (12/7/25)
MINUTES	
ACC	19 (2x) - Last: vs. Boston College (1/5/25)
NCAAT	21 - vs. LSU (3/28/25)
Season	32 - vs. Coastal (11/19/25)
Career	32 - vs. Coastal (11/19/25)

NOTABLE STATS

STAT	23-24	24-25	25-26	Career
Double Figure Pts.	-	-	1	1
Double Figure Rebs.	-	-	1	1
Double-Doubles	-	-	-	-
5+ Assists	-	-	-	-
3+ Blocks	-	-	-	-
3+ Steals	-	-	-	-
Led Team in Pts.	-	-	-	-
Led Team in Rebs.	1	1	1	3
Led Team in Asts.	-	-	-	-
20+ Points	-	-	-	-
30+ Points	-	-	-	-

CAREER STATS

SEASON STATS

GP/GS	PPG	RPG	FG%	3FG%	FT%	APG	BPG	SPG	MPG
10/2	4.3	3.2	.429	.353	.875	0.6	0.6	0.4	15.4

GAME NOTES

- Coming off seven points, a career-high 12 rebounds and two blocks in second start of season vs. Seton Hall
- Logged nine points, four rebounds, two blocks and one steal vs. Southern Miss
- Tallied a career-high 11 points, three boards, two steals and one block vs. Coastal
- Recorded season-high eight points off two triples and seven rebounds vs. LSU in the NCAA Tournament Sweet 16
- Splashed in 3-pointers vs. Chattanooga and Tennessee, while playing in all five NCAAT games in 2024
- Finished freshman season playing in the second most games in school history as a rookie (36)
- No. 71 player in the class of 2023 by ESPN with an ESPN scouts grade of 93 as a four-star recruit
- Tabbed a 2023 McDonald's All-America Game nominee in high school, in which she averaged 17.2 points and 11.9 rebounds per game for Flower Mound HS as a senior

FASTBREAK

- Conditioning was a big part she focused on in the offseason and being a consistent shooter
- Aziaha James inspired her to wait her turn
- Was able to watch Zaza play a few times back home in Dallas and went to Europe this summer
- Comes from an athletic family - mom (Brenda) played at SMU, father (Dennis) played at Central Methodist, her sister (Lauren) won a National Championship at Baylor/No. 3 pick in 2020 WNBA Draft, sister (Kaylee) was C-USA First Team recipient for volleyball at WKU and sister (Whitney) won DII National Championship at Lubbock Christian

2025-26 STATS

Opponent	Date	GS	MIN	Total		3-Pointers		Free throws		Rebounds				PF	A	TO	BLK	STL	PTS	AVG
				FG-FGA	PCT	3FG-3FGA	PCT	FT-FTA	PCT	OFF	DEF	TOT	AVG							
vs Tennessee	11/04/2025		06:45	0-1	.000	0-0	.000	0-0	.000	0	1	1	1.0	1	0	0	0	0	0	0.0
vs Southern California	11/09/2025		08:06	0-2	.000	0-2	.000	0-0	.000	0	0	0	0.5	0	0	0	0	0	0	0.0
Maine	11/11/2025		12:58	2-4	.500	0-1	.000	0-0	.000	1	2	3	1.3	0	2	0	0	0	4	1.3
TCU	11/16/2025		09:22	2-3	.667	1-1	1.000	0-0	.000	0	2	2	1.5	0	0	1	0	0	5	2.3
Coastal Carolina	11/19/2025	*	32:08	4-7	.571	3-6	.500	0-0	.000	2	1	3	1.8	1	1	2	1	2	11	4.0
Rhode Island	11/23/2025		10:06	0-0	.000	0-0	.000	3-4	.750	0	3	3	2.0	0	0	1	0	0	3	3.8
vs Green Bay	11/27/2025		18:03	1-1	1.000	0-0	.000	0-0	.000	0	2	2	2.0	1	1	1	1	0	2	3.6
vs Southern Miss.	11/28/2025		14:24	3-5	.600	1-1	1.000	2-2	1.000	1	3	4	2.3	0	2	0	2	1	9	4.3
at Oklahoma	12/03/2025		11:29	1-4	.250	0-1	.000	0-0	.000	1	1	2	2.2	3	0	1	0	0	2	4.0
Seton Hall	12/07/2025	*	30:18	2-8	.250	1-5	.200	2-2	1.000	2	10	12	3.2	1	0	1	2	1	7	4.3
Totals		2	153:39	15-35	.429	6-17	.353	7-8	.875	7	25	32	3.2	7	6	7	6	4	43	4.3

Player Averages

Games Played	Minutes/game	Points/game	FG Pct	3FG Pct	FT Pct	Rebounds/game	Assists/game	Turnovers/game	Assist/Turnover ratio	Steals/game	Blocks/game
10	15.4	4.3	42.9	35.3	87.5	3.2	0.6	0.7	0.9	0.4	0.6

				Field Goals		3-Point		F-Throws		Rebounds										Scoring	
SEASON	TEAM	GP-GS	MIN/AVG	FG-FGA	FG%	3FG-3FGA	3FG%	FT-FTA	FT%	OFF	DEF	TOT	AVG	PF-FO	A	TO	BLK	STL	PTS	AVG	
2023-24	NCSU	36-1	339/9.4	12-43	.279	5-22	.227	12-19	.632	12	59	71	2.0	12-0	9	18	13	3	41	1.1	
2024-25	NCSU	30-0	236/7.9	8-32	.250	4-21	.190	5-8	.625	14	36	50	1.7	16-0	8	13	5	3	25	0.8	
2025-26	NCSU	10-2	154/15.4	15-35	.429	6-17	.353	7-8	.875	7	25	32	3.2	7-0	6	7	6	4	43	4.3	
TOTAL		76-3	729/9.6	35-110	.318	15-60	.250	24-35	.686	33	120	153	2.0	35-0	23	38	24	10	109	1.4	





12 Khamil Pierre | Jr. | 6-2 | F | Phoenix, Ariz. (Vanderbilt/Perry)

CAREER STATS

POINTS	
Conference.....	17 - vs. Oregon (3/21/25) #
NCAAT.....	21 - vs. Tennessee (11/4/25)
Season.....	42 - vs. Evansville (12/14/24) #
Career.....	
REBOUNDS	
Conference.....	6 (2x) - Last: vs. Oregon (3/21/25) #
NCAAT.....	21 - vs. Green Bay (11/28/25)
Season.....	21 - vs. Green Bay (11/28/25)
Career.....	
FG MADE	
Conference.....	7 - vs. Oregon (3/21/25) #
NCAAT.....	9 (2x) - Last: at Oklahoma (12/3/25)
Season.....	19 - vs. Evansville (12/14/24) #
Career.....	
FG ATTEMPTED	
Conference.....	13 - vs. Oregon (3/21/25) #
NCAAT.....	19 - vs. Tennessee (11/4/25)
Season.....	28 - vs. Evansville (12/14/24) #
Career.....	
3FG MADE	
Conference.....	
NCAAT.....	
Season.....	1 (5x) - Last: at Texas (2/6/25) #
Career.....	
3FG ATTEMPTED	
Conference.....	1 - vs. Oregon (3/21/25) #
NCAAT.....	2 - vs. Tennessee (11/4/25)
Season.....	2 (2x) - Last: at Texas (2/6/25) #
Career.....	
FT MADE	
Conference.....	3 (3x) - Last: vs. Tennessee (11/4/25) #
NCAAT.....	6 - vs. Tennessee (11/4/25)
Season.....	12 - vs. Tennessee (1/19/25) #
Career.....	
FT ATTEMPTED	
Conference.....	6 - vs. Baylor (3/22/24) #
NCAAT.....	5 - vs. Tennessee (11/4/25)
Season.....	14 - vs. Tennessee (1/19/25) #
Career.....	
ASSISTS	
Conference.....	1 - vs. Oregon (3/21/25) #
NCAAT.....	4 (2x) - Last: vs. Southern Miss (11/28/25)
Season.....	5 (3x) - Last: vs. Texas A&M (2/25/25) #
Career.....	
STEALS	
Conference.....	2 (2x) - Last: vs. Oregon (3/21/25) #
NCAAT.....	3 - vs. Tennessee (11/4/25)
Season.....	9 - vs. Texas A&M (2/27/25) #
Career.....	
BLOCKS	
Conference.....	1 - vs. Baylor (3/22/24) #
NCAAT.....	3 - vs. Green Bay (11/28/25)
Season.....	3 - vs. Green Bay (11/28/25)
Career.....	
MINUTES	
Conference.....	28 (2x) - Last: vs. Oregon (3/21/25) #
NCAAT.....	40 - at Oklahoma (12/3/25)
Season.....	44 - vs. Mississippi State (2/13/25) #
Career.....	
# - At Vanderbilt (2023-25)	

SEASON STATS

GP/GS	PPG	RPG	FG%	3FG%	FT%	APG	BPG	SPG	MPG
10/10	14.0	13.0	.478	-	.571	1.6	0.8	0.9	29.4

GAME NOTES

- Coming off 11 points and eight rebounds in limited minutes off the bench vs. Seton Hall
- Tallied 19 points and 20 rebounds at No. 9/9 Oklahoma; has logged 65 rebounds in past four games
- Second in the country in rebounding (13.0) and fourth in double-doubles (6); leads ACC in both
- Named Cancun Challenge Yucatan MVP w/ 12 points and 21 rebounds vs. Green Bay and 18 points w/ 16 boards vs. Southern Miss - her 21 rebounds is third most in a game in school history
- Surpassed 1,000 career points in 69 career games; also 11th in FG percentage and 12th in scoring
- In Pack debut vs. No. 8/9 Tennessee, was Ro Greensboro Invite MVP with 21 points, 14 rebounds and three steals
- Tabbed Katrina McClain PF of the Year Watchlist, Wade Award Watchlist and Naismith POY Watchlist
- Named a WBCA All-America Honorable Mention choice as a sophomore at Vanderbilt, where she averaged 20.4 points off 49.8 percent shooting, 9.6 rebounds and 2.9 steals per game across 30.5 minutes per contest
- Broke the then-Vanderbilt single-game scoring record with 42 points and 18 rebounds vs. Evansville

FASTBREAK

- NC State was her dream school and her goal is to be a top 5 WNBA Draft pick and she knows she can do that here
- Played soccer as her main sport her whole life until her junior year of high school when she quit to focus on WBB
- Has DI soccer offers in seventh grade and then grew a lot her junior year and was able to dunk a basketball
- Loves the positive vibe at NC State and notes everyone has the same mentality to be great
- Loves to fish and has caught a lot of catfish

2025-26 STATS

Opponent	Date	GS	MIN	Total		3-Pointers		Free throws		Rebounds		PF	A	TO	BLK	STL	PTS	AVG			
				FG-FGA	CTC	3FG-3FGA	CTF	FT-FTA	CTF	OFF	DEF								TOT	AVG	
vs Tennessee	11/04/2025	*	35:59	9-19	.474	0-2	.000	3-5	.600	3	11	14	1.0	0	2	1	3	21	21.0		
vs Southern California	11/09/2025	*	36:00	4-16	.250	0-0	.000	2-2	1.000	10	8	18	16.0	0	2	3	0	1	10	15.5	
Maine	11/11/2025	*	22:55	8-14	.571	0-0	.000	2-2	1.000	2	8	10	14.0	2	0	1	0	0	18	16.3	
TCU	11/16/2025	*	29:25	4-15	.267	0-0	.000	0-0	.000	3	2	5	11.8	1	2	2	1	0	8	14.3	
Coastal Carolina	11/19/2025	*	23:12	4-4	1.000	0-0	.000	1-3	.333	4	6	10	11.4	2	2	5	1	1	9	13.2	
Rhode Island	11/23/2025	*	31:10	7-12	.583	0-0	.000	0-0	.000	5	3	8	10.8	2	4	2	1	2	14	13.3	
vs Green Bay	11/27/2025	*	28:26	6-14	.429	0-0	.000	0-2	.000	4	17	21	12.3	1	0	2	3	0	12	13.1	
vs Southern Miss.	11/28/2025	*	27:08	8-14	.571	0-0	.000	2-3	.667	4	12	16	12.8	3	4	1	0	1	18	13.8	
at Oklahoma	12/03/2025	*	39:46	9-16	.563	0-0	.000	1-2	.500	8	12	20	13.6	3	2	4	1	1	19	14.3	
Seton Hall	12/07/2025		19:37	5-10	.500	0-0	.000	1-2	.500	2	6	8	13.0	2	0	2	0	0	11	14.0	
Totals			9	293:38	64-134	.478	0-2	.000	12-21	.571	45	85	130	13.0	17	16	24	8	9	140	14.0

Player Averages

Games Played	Minutes/game	Points/game	FG Pct	3FG Pct	FT Pct	Rebounds/game	Assists/game	Turnovers/game	Assist/Turnover ratio	Steals/game	Blocks/game
10	29.4	14.0	47.8	0.0	57.1	13.0	1.6	2.4	0.7	0.9	0.8

NOTABLE STATS

STAT	23-24	24-25	25-26	Career
Double Figure Pts.	14	31	8	53
Double Figure Rebs.	4	18	7	29
Double-Doubles	4	17	6	27
5+ Assists	-	4	-	4
3+ Blocks	-	-	1	1
3+ Steals	3	18	1	22
Led Team in Pts.	4	14	3	21
Led Team in Rebs.	8	29	8	48
Led Team in Asts.	-	6	-	6
20+ Points	1	16	1	18
30+ Points	-	2	-	2

CAREER STATS

SEASON	TEAM	GP-GS	MIN/AVG	Field Goals		3-Point		F-Throws		Rebounds				Scoring						
				FG-FGA	FG%	3FG-3FGA	3FG%	FT-FTA	FT%	OFF	DEF	TOT	AVG	PF-FO	A	TO	BLK	STL	PTS	AVG
2023-24	VU	33-11	634/19.2	112-267	.419	2-9	.222	68-102	.667	63	112	175	5.3	86-2	22	55	15	33	294	8.9
2024-25	VU	32-32	975/30.5	273-548	.498	4-23	.174	102-153	.667	107	201	308	9.6	98-5	68	58	8	94	652	20.4
2025-26	NCSU	10-9	294/29.4	64-134	.478	0-2	.000	12-21	.571	45	85	130	13.0	17-0	16	24	8	9	140	14.0
TOTAL FOR NCSU		10-9	294/29.4	64-134	.478	0-2	.000	12-21	.571	45	85	130	13.0	17-0	16	24	8	9	140	14.0
TOTAL		75-52	1903/25.4	449-949	.473	6-34	.176	182-276	.659	215	398	613	8.2	201-7	106	137	31	136	1086	14.5





18 Tilda Trygger | So. | 6-6 | F | Stockholm, Sweden

CAREER STATS

<b>POINTS</b>	
Conference.....	19 (2x) - Last: vs. Notre Dame (2/23/25)
NCAAT.....	8 - vs. Vermont (3/22/25)
Season.....	19 - vs. Tennessee (11/4/25)
Career.....	19 (3x) - Last: vs. Tennessee (11/4/25)
<b>REBOUNDS</b>	
Conference.....	14 - at Florida State (2/9/25)
NCAAT.....	7 - vs. Vermont (3/22/25)
Season.....	12 - at Oklahoma (12/3/25)
Career.....	14 - at Florida State (2/9/25)
<b>FG MADE</b>	
Conference.....	8 - vs. Notre Dame (2/23/25)
NCAAT.....	4 - vs. Vermont (3/22/25)
Season.....	8 - vs. Tennessee (11/4/25)
Career.....	8 (2x) - Last: vs. Tennessee (11/4/25)
<b>FG ATTEMPTED</b>	
Conference.....	15 - at Cal (1/9/25)
NCAAT.....	5 - vs. Vermont (3/22/25)
Season.....	14 - at Oklahoma (12/3/25)
Career.....	15 - at Cal (1/9/25)
<b>3FG MADE</b>	
Conference.....	4 - at Cal (1/9/25)
NCAAT.....	5 - vs. Vermont (3/22/25)
Season.....	3 - vs. TCU (11/16/25)
Career.....	4 - at Cal (1/9/25)
<b>3FG ATTEMPTED</b>	
Conference.....	7 - at Cal (1/9/25)
NCAAT.....	2 - vs. LSU (3/28/25)
Season.....	7 - vs. TCU (11/16/25)
Career.....	7 - at Cal (1/9/25)
<b>FT MADE</b>	
Conference.....	4 (2x) - Last: at Georgia Tech (2/20/25)
NCAAT.....	2 - vs. Michigan State (3/24/25)
Season.....	6 (2x) - Last: at Oklahoma (12/3/25)
Career.....	6 (2x) - Last: at Oklahoma (12/3/25)
<b>FT ATTEMPTED</b>	
Conference.....	4 (2x) - Last: at Georgia Tech (2/20/25)
NCAAT.....	2 - vs. Michigan State (3/24/25)
Season.....	9 - vs. Southern Miss (11/28/25)
Career.....	9 - vs. Southern Miss (11/28/25)
<b>ASSISTS</b>	
Conference.....	3 - at Stanford (1/12/25)
NCAAT.....	1 - vs. LSU (3/28/25)
Season.....	2 - vs. Tennessee (11/4/25)
Career.....	3 - at Stanford (1/12/25)
<b>STEALS</b>	
Conference.....	2 - at SMU (3/2/25)
NCAAT.....	1 - vs. Michigan State (3/24/25)
Season.....	2 (3x) - Last: at Oklahoma (12/3/25)
Career.....	2 (5x) - Last: at Oklahoma (12/3/25)
<b>BLOCKS</b>	
Conference.....	3 - at Florida State (2/9/25)
NCAAT.....	2 - vs. Vermont (3/22/25)
Season.....	3 - vs. Maine (11/11/25)
Career.....	3 (2x) - Last: vs. Maine (11/11/25)
<b>MINUTES</b>	
Conference.....	43 - vs. Notre Dame (2/23/25)
NCAAT.....	27 - vs. Vermont (3/22/25)
Season.....	39 - at Oklahoma (12/3/25)
Career.....	43 - vs. Notre Dame (2/23/25)

NOTABLE STATS

STAT	24-25	25-26	CAREER
Double Figure Pts.	8	4	12
Double Figure Rebs.	5	2	7
Double-Doubles	3	1	4
5+ Assists	-	-	-
3+ Blocks	-	1	1
3+ Steals	-	-	-
Led Team in Pts.	-	1	1
Led Team in Rebs.	7	1	8
20+ Points	-	-	-
30+ Points	-	-	-

CAREER STATS

SEASON STATS

GP/GS	PPG	RPG	FG%	3FG%	FT%	APG	BPG	SPG	MPG
9/9	12.0	8.3	.532	.348	.692	1.0	1.1	0.7	30.4

GAME NOTES

- Coming off nine points with seven rebounds and one assist vs. Seton Hall
- Logged first double-double of the season, fourth in career, w/ 18 points & 12 boards at No. 9/9 Oklahoma
- Ranked No. 8 in rebounds and No. 14 in blocks per game and minutes per game in the ACC
- Named to Lisa Leslie Center of the Year Watchlist; No. 4 in ACC in blocks per game
- Had 19 points, eight rebounds (big offensive board at end of game) w/ two assists, blocks & steals vs. No. 8/9 Tennessee
- Named an ACC All-Freshman Team recipient, averaging 8.6 points and 6.1 rebounds/game in ACC play
- Tabbed ACC Freshman of the Week after logging 13.5 points, 8.0 rebounds & 2.0 blocks/gm in two ranked wins
- In NC State freshman records, finished No. 6 in games played (34), No. 8 in blocks (22) and No. 11 in rebounds (166)
- Member of the Sweden Senior National Team and U20 teams, leading her U20 team to the semifinals for the first time ever at 2025 EuroBasket behind 16.8 points and 10.7 rebounds per game

FASTBREAK

- Had been to the U.S. before on family vacations and moved from Stockholm when she was 15 to play ball
- Majoring in communications and hopes to work in sport communications or be a kid's TV show host
- Must take a nap before every game
- Chose NC State because of the team, coaching staff and fans
- Loved playing for Sweden this summer and making the semis was a great experience and great for her confidence
- Played many different sports growing up: ice hockey, gymnastics and tennis

2025-26 STATS

Opponent	Date	GS	MIN	Total	3-Pointers	Free throws	Rebounds	PF	A	TO	BLK	STL	PTS	AVG
vs Tennessee	11/04/2025	*	37:16	8-13 .615	1-3 .333	2-3 .667	5 3 8 8.0	0	2	0	2	2	19	19.0
vs Southern California	11/09/2025	*	35:54	3-7 .429	1-2 .500	1-2 .500	3 8 11 9.5	1	1	2	0	0	8	13.5
Maine	11/11/2025	*	22:24	2-5 .400	1-2 .500	1-2 .500	3 3 6 8.3	1	1	0	3	0	6	11.0
TCU	11/16/2025	*	30:48	6-12 .500	3-7 .429	0-0 .000	1 5 6 7.8	3	1	2	2	2	15	12.0
Rhode Island	11/23/2025	*	35:53	3-8 .375	1-3 .333	1-1 1.000	5 3 8 7.8	2	1	1	1	0	8	11.2
vs Green Bay	11/27/2025	*	23:46	4-5 .800	1-1 1.000	0-0 .000	6 2 8 7.8	3	1	3	0	0	9	10.8
vs Southern Miss.	11/28/2025	*	22:57	5-7 .714	0-0 .000	6-9 .667	2 7 9 8.0	0	0	1	0	0	16	11.6
at Oklahoma	12/03/2025	*	38:45	6-14 .429	0-5 .000	6-7 .857	4 8 12 8.5	5	1	1	2	2	18	12.4
Seton Hall	12/07/2025	*	25:46	4-6 .667	0-0 .000	1-2 .500	4 3 7 8.3	1	1	2	0	0	9	12.0
Totals			9 273:29	41-77 .532	8-23 .348	18-26 .692	33 42 75 8.3	16	9	12	10	6	108	12.0

Player Averages

Games Played	Minutes/game	Points/game	FG Pct	3FG Pct	FT Pct	Rebounds/game	Assists/game	Turnovers/game	Assist/Turnover ratio	Steals/game	Blocks/game
9	30.4	12.0	53.2	34.8	69.2	8.3	1.0	1.3	0.8	0.7	1.1

SEASON	TEAM	GP-GS	MIN/AVG	Field Goals	3-Point	F-Throws	Rebounds	PF-FO	A	TO	BLK	STL	PTS	AVG
2024-25	NCSU	34-23	754/22.2	91-175 .520	10-37 .270	31-43 .721	70 96 166 4.9	50-0	16	30	22	10	223	6.6
2025-26	NCSU	9-9	273/30.4	41-77 .532	8-23 .348	18-26 .692	33 42 75 8.3	16-1	9	12	10	6	108	12.0
TOTAL		43-32	1027/23.9	132-252 .524	18-60 .300	49-69 .710	103 138 241 5.6	66-1	25	42	32	16	331	7.7





35 Zoe Brooks | Jr. | 5-10 | G | Plainfield, N.J. (Saint John Vianney)

CAREER STATS

POINTS		
ACC	33	- vs. Notre Dame (2/23/25)
NCAAT	21	- vs. LSU (3/28/25)
Season	25	- at Oklahoma (12/3/25)
Career	33	- vs. Notre Dame (2/23/25)
REBOUNDS		
ACC	11	- vs. Boston College (1/5/25)
NCAAT	6	- vs. Tennessee (3/25/24)
Season	11	(2x) - Last: vs. USC (11/9/25)
Career	12	- vs. Liberty (12/10/24)
FG MADE		
ACC	9	(2x) - Last: at SMU (3/2/25)
NCAAT	9	- vs. LSU (3/28/25)
Season	10	(2x) - Last: vs. Oklahoma (12/3/25)
Career	10	(2x) - Last: vs. Oklahoma (12/3/25)
FG ATTEMPTED		
ACC	21	- vs. Notre Dame (2/23/25)
NCAAT	21	- vs. LSU (3/28/25)
Season	22	- at Oklahoma (12/3/25)
Career	22	- at Oklahoma (12/3/25)
3FG MADE		
ACC	2	(5x) - Last: vs. Wake Forest (2/27/25)
NCAAT	1	(2x) - Last: vs. Vermont (3/22/25)
Season	1	(3x) - Last: vs. Seton Hall (12/3/25)
Career	2	(9x) - Last: vs. Wake Forest (2/27/25)
3FG ATTEMPTED		
ACC	5	- vs. Virginia (1/19/25)
NCAAT	4	- vs. Vermont (3/22/25)
Season	5	(2x) - Last: vs. Seton Hall (12/7/25)
Career	6	- vs. ETSU (11/5/24)
FT MADE		
ACC	14	- vs. Notre Dame (2/23/25)
NCAAT	8	- vs. Texas (3/31/24)
Season	5	(4x) - Last: vs. Oklahoma (12/3/25)
Career	14	- vs. Notre Dame (2/23/25)
FT ATTEMPTED		
ACC	14	- vs. Notre Dame (2/23/25)
NCAAT	10	- vs. Texas (3/31/24)
Season	7	(3x) - Last: vs. Oklahoma (12/3/25)
Career	15	- vs. Liberty (12/10/23)
ASSISTS		
ACC	9	(2x) - Last: at Cal (1/9/25)
NCAAT	5	(2x) Last: vs. LSU (3/28/25)
Season	8	- vs. Coastal (11/19/25)
Career	11	- at Old Dominion (12/20/23)
STEALS		
ACC	4	(2x) - Last: vs. Boston College (1/5/25)
NCAAT	3	(3x) - vs. South Carolina (4/5/24)
Season	4	- vs. Southern Miss (11/28/25)
Career	4	(4x) - Last: vs. Southern Miss (11/28/25)
BLOCKS		
ACC	3	- vs. Syracuse (2/29/24)
NCAAT	1	(3x) - Last: vs. LSU (3/28/25)
Season	1	(2x) - Last: vs. Coastal (11/19/25)
Career	3	(2x) - Last: vs. Coastal (11/21/24)
MINUTES		
ACC	48	- vs. Notre Dame (2/23/25)
NCAAT	36	- vs. LSU (3/28/25)
Season	39	(2x) - Last: vs. USC (11/9/25)
Career	48	- vs. Notre Dame (2/23/25)

SEASON STATS

GP/GS	PPG	RPG	FG%	3FG%	FT%	APG	BPG	SPG	MPG
10/10	14.5	6.3	.396	.136	.700	4.9	0.2	1.2	34.8

GAME NOTES

- Coming off seven points, six rebounds & five assists vs. Seton Hall; needs 30 more points for 1,000 career points
- Logged 21 points and seven assists vs. Green Bay and 14 points and five assists vs. Southern Miss to earn a spot on the Cancun Challenge Yucatan All-Tournament Team
- Ranked sixth in assists, seventh in assist/turnover ratio (2.0), eighth in scoring and 21st in rebounding in the ACC
- Tabbed to Nancy Lieberman Point Guard of the Year Watchlist and Naismith Player of the Year
- Named the ACC Most Improved Player, first time in school history, as well as an All-ACC First Team selection, ACC All-Tournament First Team choice and WBCA All-America Honorable Mention honors
- Registered career-high 33 points (14-of-14 FT) w/ 10 rebounds for double-double & three assists vs. No. 1 Notre Dame
- Named ACC Player of the Week after averaging 25.0 points and 7.5 rebounds per game in two ranked wins
- Invited and participated in Kelsey Plum's DAWG Class, being one of 12 guards in the country invited

FASTBREAK

- Changed her hair this year and got rid of the bun
- Looking to improve 3-point shot and improve in assist/turnover ratio this year
- Goals are to win ACC and National Championship and ACC Player of the Year
- Can solve a rubiks cube and has two dogs, Benji and Theo
- Father, Maurice, works for the NBA as an editor

2025-26 STATS

Opponent	Date	GS	MIN	Total		3-Pointers		Free throws		Rebounds			PF	A	TO	BLK	STL	PTS	AVG		
				FG-FGA	PCT	3FG-3FGA	PCT	FT-FTA	PCT	OFF	DEF	TOT								AVG	
vs Tennessee	11/04/2025	*	39:21	4-13	.308	0-0	.000	5-7	.714	3	8	11	11.0	1	5	3	1	1	13	13.0	
vs Southern California	11/09/2025	*	38:58	10-20	.500	0-2	.000	4-5	.800	2	9	11	11.0	2	6	6	0	1	24	18.5	
Maine	11/11/2025	*	27:59	4-8	.500	1-1	1.000	5-5	1.000	1	8	9	10.3	0	1	1	0	2	14	17.0	
TCU	11/16/2025	*	36:06	2-13	.154	0-3	.000	2-4	.500	1	9	10	10.3	2	6	1	0	0	6	14.3	
Coastal Carolina	11/19/2025	*	36:43	5-13	.385	1-5	.200	2-4	.500	2	4	6	9.4	2	8	4	1	1	13	14.0	
Rhode Island	11/23/2025	*	35:47	4-9	.444	0-0	.000	0-0	.000	0	2	2	8.2	4	4	1	0	1	8	13.0	
vs Green Bay	11/27/2025	*	35:57	8-19	.421	0-3	.000	5-7	.714	0	3	3	7.4	1	7	2	0	2	21	14.1	
vs Southern Miss.	11/28/2025	*	23:32	7-14	.500	0-1	.000	0-0	.000	1	2	3	6.9	1	5	1	0	4	14	14.1	
at Oklahoma	12/03/2025	*	38:13	10-22	.455	0-2	.000	5-7	.714	0	2	2	6.3	5	2	3	0	0	25	15.3	
Seton Hall	12/07/2025	*	35:10	3-13	.231	1-5	.200	0-1	.000	2	4	6	6.3	3	5	3	0	0	7	14.5	
Totals			10	347:45	57-144	.396	3-22	.136	28-40	.700	12	51	63	6.3	21	49	25	2	12	145	14.5

Player Averages

Games Played	Minutes/game	Points/game	FG Pct	3FG Pct	FT Pct	Rebounds/game	Assists/game	Turnovers/game	Assist/Turnover ratio	Steals/game	Blocks/game
10	34.8	14.5	39.6	13.6	70.0	6.3	4.9	2.5	2.0	1.2	0.2

NOTABLE STATS

STAT	23-24	24-25	25-26	Career
Double Figure Pts.	18	28	7	53
Double Figure Rebs.	1	2	3	6
Double-Doubles	2	2	2	6
5+ Assists	9	9	7	25
3+ Blocks	1	1	-	2
3+ Steals	8	4	1	13
Led Team in Pts.	1	9	3	13
Led Team in Rebs.	1	4	1	6
Led Team in Asts.	14	16	7	37
20+ Points	-	4	3	7
30+ Points	-	1	-	1

CAREER STATS

		Field Goals				3-Point		F-Throws		Rebounds				Scoring							
SEASON	TEAM	GP-GS	MIN/AVG	FG-FGA	FG%	3FG-3FGA	3FG%	FT-FTA	FT%	OFF	DEF	TOT	AVG	PF-FO	A	TO	BLK	STL	PTS	AVG	
2023-24	NCSU	38-7	1004/26.4	127-306	.415	12-65	.185	75-105	.714	22	123	145	3.8	69-1	130	72	20	55	341	9.0	
2024-25	NCSU	34-34	1082/31.8	184-398	.462	20-71	.282	96-127	.756	21	138	159	4.7	61-0	126	73	18	45	484	14.2	
2025-26	NCSU	10-10	348/34.8	57-144	.396	3-22	.136	28-40	.700	12	51	63	6.3	21-1	49	25	2	12	145	14.5	
TOTAL		82-51	2434/29.7	368-848	.434	35-158	.222	199-272	.732	55	312	367	4.5	151-2	305	170	40	112	970	11.8	





42

Mallory Collier | Jr. | 6-3 | C | Millington, Tenn. (Bartlett)

CAREER STATS

POINTS	
ACC	8 - at Stanford (1/12/25)
NCAAT	7 - vs. Southern Miss (11/28/25)
Season	7 - vs. Southern Miss (11/28/25)
Career	10 - vs. Cincinnati (11/23/23)
REBOUNDS	
ACC	4 - at Louisville (12/15/24)
NCAAT	1 - vs. South Carolina (4/5/24)
Season	3 - vs. Green Bay (11/27/25)
Career	9 - vs. Ole Miss (12/5/24)
FG MADE	
ACC	4 - at Stanford (1/12/25)
NCAAT	3 - vs. Southern Miss (11/28/25)
Season	3 - vs. Southern Miss (11/28/25)
Career	4 (2x) - Last: at Stanford (1/12/25)
FG ATTEMPTED	
ACC	5 (2x) - Last: vs. Virginia Tech (1/26/25)
NCAAT	6 - vs. Southern Miss (11/28/25)
Season	6 - vs. Southern Miss (11/28/25)
Career	6 (4x) - Last: vs. Southern Miss (11/28/25)
3FG MADE	
ACC	
NCAAT	
Season	
Career	
3FG ATTEMPTED	
ACC	
NCAAT	
Season	
Career	
FT MADE	
ACC	2 - vs. Virginia (1/11/24)
NCAAT	1 - vs. Southern Miss (11/28/25)
Season	1 - vs. Southern Miss (11/28/25)
Career	4 - vs. Cincinnati (11/24/23)
FT ATTEMPTED	
ACC	2 (4x) - Last at Wake Forest (1/30/25)
NCAAT	2 - vs. Southern Miss (11/28/25)
Season	2 - vs. Southern Miss (11/28/25)
Career	6 - vs. Cincinnati (11/24/23)
ASSISTS	
ACC	1 (3x) - Last: vs. Pittsburgh (1/16/25)
NCAAT	1 (6x) - Last: vs. Pittsburgh (1/16/25)
Season	1 (6x) - Last: vs. Pittsburgh (1/16/25)
Career	1 (6x) - Last: vs. Pittsburgh (1/16/25)
STEALS	
ACC	1 (2x) - Last: vs. Pittsburgh (1/16/25)
NCAAT	
Season	
Career	2 - vs. Kentucky (11/23/23)
BLOCKS	
ACC	1 (2x) - Last: vs. Pittsburgh (1/16/25)
NCAAT	
Season	
Career	2 (2x) - Last: vs. Madison (12/19/24)
MINUTES	
ACC	22 - at Louisville (12/15/24)
NCAAT	4 (2x) - Last: vs. Michigan State (3/24/25)
Season	16 - vs. Southern Miss (11/28/25)
Career	28 - vs. Ole Miss (12/5/24)

NOTABLE STATS

STAT	23-24	24-25	25-26	Career
Double Figure Pts.	1	-	-	1
Double Figure Rebs.	-	-	-	-
Double-Doubles	-	-	-	-
5+ Assists	-	-	-	-
3+ Steals	-	-	-	-
3+ Blocks	-	-	-	-
Led Team in Pts.	-	-	-	-
Led Team in Rebs.	-	2	-	2
Led Team in Asts.	-	-	-	-
20+ Points	-	-	-	-
30+ Points	-	-	-	-

SEASON STATS

GP/GS	PPG	RPG	FG%	3FG%	FT%	APG	BPG	SPG	MPG
6/0	3.2	1.5	.643	-	.500	-	-	-	7.3

GAME NOTES

- Coming off one rebound and played four minutes vs. Seton Hall
- Finished with seven points w/ two boards vs. Southern Miss
- Made 29 appearances with 3.1 points/game off 57.3 percent shooting with 2.3 rebounds/game as sophomore
- Registered eight points twice, including at Stanford off 4-of-5 shooting in just eight minutes played
- Tallied a team-high nine rebounds in a career-high 28 minutes played vs. Ole Miss
- As a freshman, played in 22 games off the bench to average 6.3 minutes per game
- Finished with double-digit scoring game with 10 points and four boards vs. Cincinnati
- Ranked the No. 55 player in the class of 2023 by ESPN and was a McDonald's All-America Game nominee

FASTBREAK

- Worked on getting stanima up this offseason, staying with S&C Coach Felipe to get in shape
- Did not want to transfer and knew she could do all the work she needed to here
- Wants to win again with an ACC Championship and National Championship
- Self-proclaimed best tiktok on the team
- Loves to get hair and nails done and has a dog named Bella

2025-26 STATS

Opponent	Date	GS	MIN	Total		3-Pointers		Free throws		Rebounds				PF	A	TO	BLK	STL	PTS	AVG
				FG-FGA	PCT	3FG-3FGA	PCT	FT-FTA	PCT	OFF	DEF	TOT	AVG							
Maine	11/11/2025		07:26	2-2	1.000	0-0	.000	0-0	.000	1	0	1	1.0	1	0	0	0	0	4	4.0
TCU	11/16/2025		03:12	1-2	.500	0-0	.000	0-0	.000	0	0	0	0.5	0	0	0	0	0	2	3.0
Coastal Carolina	11/19/2025		08:03	2-3	.667	0-0	.000	0-0	.000	0	2	2	1.0	3	0	0	0	0	4	3.3
vs Green Bay	11/27/2025		05:15	1-1	1.000	0-0	.000	0-0	.000	2	1	3	1.5	1	0	1	0	0	2	3.0
vs Southern Miss.	11/28/2025		15:31	3-6	.500	0-0	.000	1-2	.500	1	1	2	1.6	1	0	1	0	0	7	3.8
Seton Hall	12/07/2025		04:19	0-0	.000	0-0	.000	0-0	.000	0	1	1	1.5	0	0	0	0	0	0	3.2
Totals			0 43:46	9-14	.643	0-0	.000	1-2	.500	4	5	9	1.5	6	0	2	0	0	19	3.2

Player Averages

Games Played	Minutes/game	Points/game	FG Pct	3FG Pct	FT Pct	Rebounds/game	Assists/game	Turnovers/game	Assist/Turnover ratio	Steals/game	Blocks/game
6	7.3	3.2	64.3	0.0	50.0	1.5	0.0	0.3	0.0	0.0	0.0

CAREER STATS

				Field Goals		3-Point		F-Throws		Rebounds								Scoring		
SEASON	TEAM	GP-GS	MIN/AVG	FG-FGA	FG%	3FG-3FGA	3FG%	FT-FTA	FT%	OFF	DEF	TOT	AVG	PF-FO	A	TO	BLK	STL	PTS	AVG
2023-24	NCSU	22-0	139/6.3	18-31	.581	0-0	.000	9-16	.563	15	24	39	1.8	20-0	2	9	5	2	45	2.0
2024-25	NCSU	29-11	330/11.4	43-75	.573	0-0	.000	4-20	.200	37	31	68	2.3	48-0	4	26	5	4	90	3.1
2025-26	NCSU	6-0	44/7.3	9-14	.643	0-0	.000	1-2	.500	4	5	9	1.5	6-0	0	2	0	0	19	3.2
TOTAL		57-11	512/9.0	70-120	.583	0-0	.000	14-38	.368	56	60	116	2.0	74-0	6	37	10	6	154	2.7



OVERALL STATS

Game Records

Record	Overall	Home	Away	Neutral
ALL GAMES	6-4	3-2	0-1	3-1
CONFERENCE	0-0	0-0	0-0	0-0
NON-CONFERENCE	6-4	3-2	0-1	3-1

Score by Periods

Team	1st	2nd	3rd	4th	OT	TOT
NC State	190	174	213	169	9	755
Opponents	152	147	183	171	14	667

Team Box Score

No.	Player				Total		3-Point		F-Throw		Rebounds													
		GP-GS	MIN	AVG	FG-FGA	FG%	3FG-3FGA	3FG%	FT-FTA	FT%	OFF	DEF	TOT	AVG	PF	DQ	A	TO	BLK	STL	PTS	AVG		
35	BROOKS, Zoe	10-10	347:45	34.8	57-144	.396	3-22	.136	28-40	.700	12	51	63	6.3	21	1	49	25	2	12	145	14.5		
12	PIERRE, Khamil	10-9	293:38	29.4	64-134	.478	0-2	.000	12-21	.571	45	85	130	13.0	17	0	16	24	8	9	140	14.0		
3	JONES, Zamareya	10-10	298:23	29.8	51-133	.383	18-61	.295	15-21	.714	2	40	42	4.2	21	0	37	17	2	14	135	13.5		
18	TRYGGER, Tilda	9-9	273:29	30.4	41-77	.532	8-23	.348	18-26	.692	33	42	75	8.3	16	1	9	12	10	6	108	12.0		
2	SAMUELS, Qadence	10-8	238:50	23.9	18-62	.290	10-37	.270	10-11	.909	10	30	40	4.0	16	0	7	9	5	4	56	5.6		
7	LUNAN, Destiny	10-0	143:45	14.4	16-35	.457	8-18	.444	9-14	.643	0	14	14	1.4	16	0	10	18	0	7	49	4.9		
11	COX, Maddie	10-2	153:39	15.4	15-35	.429	6-17	.353	7-8	.875	7	25	32	3.2	7	0	6	7	6	4	43	4.3		
0	QUIGLEY, Devyn	10-2	173:57	17.4	16-42	.381	5-19	.263	1-4	.250	8	17	25	2.5	13	0	7	11	1	6	38	3.8		
1	AWOU, Lorena	3-0	24:03	8.0	5-11	.455	0-0	.000	0-3	.000	6	4	10	3.3	4	0	0	4	2	1	10	3.3		
42	COLLIER, Mallory	6-0	43:46	7.3	9-14	.643	0-0	.000	1-2	.500	4	5	9	1.5	6	0	0	2	0	0	19	3.2		
10	JERNIGAN, Adelaide	4-0	33:45	8.4	5-15	.333	2-11	.182	0-0	.000	0	4	4	1.0	4	0	1	1	0	1	12	3.0		
Team											23	19	42											
Total		10	2025		297-702	.423	60-210	.286	101-150	.673	150	336	486	48.6	141	2	142	130	36	64	755	75.5		
Opponents		10	2025		264-692	.382	66-257	.257	73-110	.664	106	275	381	38.1	154	0	106	116	35	71	667	66.7		

Team Statistics

	NCSU	OPP
Scoring	755	667
Points per game	75.5	66.7
Scoring margin	+8.8	-
Field goals-att	297-702	264-692
Field goal pct	.423	.382
3 point fg-att	60-210	66-257
3-point FG pct	.286	.257
3-pt FG made per game	6.0	6.6
Free throws-att	101-150	73-110
Free throw pct	.673	.664
F-Throws made per game	10.1	7.3
Rebounds	486	381
Rebounds per game	48.6	38.1
Rebounding margin	+10.5	-
Assists	142	106
Assists per game	14.2	10.6
Turnovers	130	116
Turnovers per game	13.0	11.6
Turnover margin	-1.4	-
Assist/turnover ratio	1.1	0.9
Steals	64	71
Steals per game	6.4	7.1
Blocks	36	35
Blocks per game	3.6	3.5
Winning streak	1	-
Home win streak	1	-
Attendance	24082	4614
Home games-Avg/Game	5-4816	1-4614
Neutral site-Avg/Game	-	4-2535

Team Results



Date	Opponent		Score	Att.
11/04/2025	vs Tennessee	W	80-77	4731
11/09/2025	vs Southern California	L	68-69	5208
11/11/2025	Maine	W	66-47	4575
11/16/2025	TCU	L	59-69	5500
11/19/2025	Coastal Carolina	W	71-58	4513
11/23/2025	Rhode Island	L	63-68	4705
11/27/2025	vs Green Bay	W	79-67	200
11/28/2025	vs Southern Miss.	W	110-56	0
12/03/2025	at Oklahoma	Lot	98-103	4614
12/07/2025	Seton Hall	W	61-53	4789



GAME 11: MIAMI

BOX SCORES

GAME 1 - NOV. 4, 2025 - #9/8 NC STATE 80, #8/9 TENNESSEE 77

Official Basketball Box Score - Final

Tennessee at NC State

11/04/25 First Horizon Coliseum, Greensboro

Ro Greensboro Invitational

Game Time: 4:00 PM

Game Duration: 2:03

Attendance: 4,731

Tennessee - 77

Record: 0-1



Officials: Pubani Spruick, Tiffany Bird, Eric Brewton

NO. Name	Min	FG	3P	FT	Rebounds	Fouls	TP	AS	TO	ST	Blocks	+	-											
FG	3P	FT	Rebounds	Fouls	TP	AS	TO	ST	Blocks	+	-	Shooting By Period												
0	Janiiah Barker	F	24:06	6-11	3-5	0-0	0	2	2	0	15	0	3	1	0	0	-9							
11	Zoe Spearman	F	29:40	1-8	0-3	1-2	3	6	9	3	4	3	0	2	2	1	-4							
1	Nya Robertson	G	16:29	3-9	1-4	0-0	3	3	6	2	0	7	2	2	0	0	2							
13	Mia Pualdo	G	27:31	4-12	1-8	1-2	1	5	6	3	1	10	1	1	0	0	2							
55	Talaysia Cooper	G	30:44	9-17	2-7	3-4	2	9	11	2	2	23	7	1	3	1	0	6						
25	Deniya Prawl	F	22:08	1-6	0-2	0-0	2	1	3	1	0	2	2	2	1	0	1	-7						
33	Alyssa Latham	F	16:25	2-4	0-1	0-0	1	1	2	0	0	4	0	0	0	1	0	8						
8	Jersey Wollenbarger	F	09:53	0-1	0-0	0-2	0	1	1	4	1	0	0	0	0	0	0	1						
12	Mya Pualdo	G	02:06	0-0	0-0	0-0	0	0	0	2	0	0	1	0	0	0	0	1						
15	Jaida Civil	F	12:43	4-7	2-2	3-4	1	3	4	3	13	0	0	0	0	1	-3							
4	Kaniya Boyd	F	06:16	0-2	0-1	0-0	0	0	0	0	1	0	1	0	1	0	-14							
Team							3	1	4	0	0	0												
Totals			30-77	9-33	8-14	16	32	48	23	10	77	14	11	6	1	4	5	-3						
Major Fouls: Barker (TF) 2 2nd 0:35													Dead Ball Rebounds: 4, 0		FT%: 8-14 57.1%		3PT%: 9-33 27.3%		GM FG%: 30-77 39.0%		3PT%: 9-33 27.3%		FT%: 8-14 57.1%	

NC State - 80		Record: 1-0																Dead Ball Rebounds: 4.0					
NO. Name		Min	FG		3P		FT		Rebounds		Fouls		TP	AS	TO	ST	Blocks		+/-	Shooting By Period			
			M.A	O.A	M.A	O.A	OR	DR	OT	PF	FF	FB					BB	BA		1st	2nd	3rd	4th
12	Khamil Pierre	F	35:59	9-19	0-2	3-5	3	11	14	1	7	21	0	2	3	1	1	1	1	1st	FG%	2-6	50.0%
18	Tilda Trygger	F	37:16	8-13	1-3	2-3	5	3	8	0	2	19	2	0	2	2	0	7	1	3PT%	2-6	33.3%	
2	Oadence Samuels	G	29:56	1-8	1-4	1-2	1	2	3	2	1	4	2	0	0	1	0	16	1	FT%	3-5	60%	
3	Zamareya Jones	G	34:09	6-14	2-4	4-4	0	3	3	3	4	18	5	1	1	1	0	2	2nd	FG%	5-18	27.8%	
35	Zoe Brooks	G	39:21	4-13	0-0	5-7	3	8	11	1	5	13	5	3	1	1	1	7	3	3PT%	0-3	0.0%	
0	Devyn Quigley	G	10:54	0-2	0-2	0-0	0	1	1	1	0	0	1	0	0	0	0	-13	100%				
7	Destiny Lunan	F	05:09	2-4	1-1	0-0	0	1	1	1	2	5	1	3	0	0	0	0	3PT%	1-3	33.3%		
11	Maddie Cox	F	06:45	0-1	0-0	0-0	0	1	1	1	0	0	0	0	0	0	0	-2	FT%	2-5	40%		
10	Adelaide Jernigan	F	01:21	0-2	0-1	0-0	0	0	0	0	1	0	0	0	1	0	0	-6	4th	FG%	5-19	26.3%	
Team							3	3	6	0	0	0	0						3PT%	2-5	40.0%		
Totals			30-76	5-17	15-21	15	33	48	10	22	80	16	10	7	5	4	3						
Major Fouls: NONE																							
																				Dead Ball Rebounds: 5.0			

TENN		NCSU		Points from Turnovers		TENN		NCSU		Period by Period Scoring	
Biggest lead		10 (2 <sup>nd</sup> 3:33)		8 (3 <sup>rd</sup> 5:06)		Paint		38 38		1st 2nd 3rd 4th TOT	
Best Scoring Run		12 (2 <sup>nd</sup> 7:28)		11 (3 <sup>rd</sup> 5:06)		Second Chance		17 17		TENN 24 20 18 15 77	
Lead Changes		11		Fast Breaks		6 12		NCSU 25 15 23 17 80			
Times Tied		2		Bench		19 5					
Time with Lead		16:50		21:40							

GAME 2 - NOV. 9, 2025 - #18/16 USC 69, #9/8 NC STATE 68

Official Basketball Box Score - Final
Southern California at NC State
11/09/25 Spectrum Center, Charlotte
2025-26 Women's Basketball

Game Time: 3:00 PM
Game Duration: 1:56
Attendance: 5,208

Southern California - 69
Record: 2-0



Officials: Gina Cross, Melissa Barlow, Kristen Bell

NO. Name	Min	FG	3P	FT	Rebounds	Fouls	TP	AS	TO	ST	Blocks	+	-
FG	3P	FT	Rebounds	Fouls	TP	AS	TO	ST	Blocks	+	-	Shooting By Period	
1st FG%	2nd FG%	3rd FG%	4th FG%	GM FG%	3PT%	FT%	1st FG%	2nd FG%	3rd FG%	4th FG%	GM FG%	3PT%	FT%
8 Gerda Raulusalyte	F 23:14	2-3	0-0	1-2	0	2	2	1	2	5	0	0	0
9 Jazzy Davidson	G 34:23	8-23	3-9	2-2	1	3	4	5	3	2	1	3	0
10 Malia Samuels	G 35:57	1-4	0-1	0-2	1	4	5	3	3	2	1	1	3
11 Kennedy Smith	G 29:53	5-16	0-3	0-0	2	6	8	3	0	10	1	1	0
25 Kara Dunn	G 34:07	3-8	0-3	0-0	1	3	4	4	1	6	0	2	2
0 Vivian Iwuchukwu	07:12	0-2	0-0	0-0	0	3	3	2	0	0	0	0	1
3 Londynn Jones	26:17	6-14	4-9	3-4	0	4	4	1	4	19	3	1	0
13 Dayana Mendes	09:21	1-4	0-1	0-0	0	1	1	0	1	2	1	0	0
7 Yakiya Milton	04:51	0-0	0-0	0-0	1	0	1	0	0	1	0	0	0
6 Laura Williams	04:45	2-2	0-0	0-0	2	0	2	1	0	0	1	0	0
Team					4	2	6	0	0	0	1		
Totals		28-76	7-25	6-10	12	28	40	17	13	69	11	7	11
Major Fouls: NONE													
Dead Ball Rebounds: 3, 0													
FT%: 6-10 60.0%													
3PT%: 7-25 28.0%													
GM FG%: 28-76 36.8%													
3PT%: 7-25 28.0%													
FT%: 6-10 60.0%													

NC State - 68		Record: 1-1													Dead Ball Rebounds: 3, 0		
NO. Name	Min	FG	3P	FT	Rebounds	Fouls	TP	AS	TO	ST	Blocks	+	-	Shooting By Period			
		M-A	M-A		OR DR TOT	PF FF					BS BA			1st FG%	2nd FG%	3rd FG%	
12 Khamil Pierre	F 36:00	4-16	0-0	2-2	10 8 18	0 5	10	2	3	1	0	1	-1	3PT%	2.5	40.0%	
18 Tilda Trygger	F 35:54	3-7	1-2	1-2	3 8 11	1 2	8	1	2	0	0	0	5	FT%	2.3	66.7%	
2 Oadence Samuels	G 28:46	4-9	1-4	0-0	0 3 3	1 9	0	2	0	1	0	1	-1	2nd FG%	7-18	38.9%	
3 Zamareya Jones	G 19:45	3-9	2-5	0-2	0 1 1	4 3	8	0	2	0	0	0	0	3PT%	0.0	0.0%	
35 Zoe Brooks	G 38:58	10-20	0-2	4-5	2 9 11	2 6	24	6	6	1	0	3	-1	1st FG%	0.0	0.0%	
0 Devyn Quigley	G 25:28	4-7	1-3	0-0	0 4 4	2 0	9	2	1	0	0	1	5	4th FG%	9-18	50.0%	
11 Maddie Cox	F 08:06	0-2	0-2	0-0	0 0 0	0 0	0	0	0	0	0	0	-6	3PT%	2.3	66.7%	
7 Destiny Lunan	F 07:03	0-2	0-1	0-0	0 1 1	1 0	0	0	2	1	0	1	-4	FT%	4-5	80%	
Team					2 3 5	0								4th FG%	4-14	28.6%	
Totals		28-71	5-19	7-11	17 37 54	13 17	68	11	18	3	1	6	-1	3PT%	1-7	14.3%	
Major Fouls: NONE																	
GM FG%: 28-71 39.4%																	
3PT%: 5-19 26.3%																	
FT%: 7-11 63.6%																	
Dead Ball Rebounds: 2, 0																	

USC		NCS		Points from Turnovers		USC		NCS		Period by Period Scoring	
Biggest lead		4 (2 <sup>nd</sup> 6:18)		11 (4 <sup>th</sup> 9:48)		Paint		35 38		1st 2nd 3rd 4th TOT	
Best Scoring Run		12 (2 <sup>nd</sup> 7:49)		11 (4 <sup>th</sup> 9:48)		Second Chance		15 6		USC 18 15 17 19 69	
Lead Changes		13		Fast Breaks		11 19		NCS 20 14 24 10 68			
Times Tied		8		Bench		25 9					
Time with Lead		08:30		25:15							

GAME 3 - NOV. 11, 2025 - #10/9 NC STATE 66, MAINE 47

Official Basketball Box Score - Final

Maine at NC State

11/11/25 Reynolds Coliseum, Raleigh

2025-26 Women's Basketball

Game Time: 7:00 PM

Game Duration: 1:47

Attendance: 4,579

Maine - 47

Record: 0-2

Officials: Cameron Inouye, John Capolino, Ashlee Woods

NO. Name	Min	FG		3P	FT		Rebounds		Fouls		TP	AS	TO	ST	Blocks		+/-
		M-A	M-A	M-A	OR	DR	OT	PF	FF	BS					BA		
33 Adrianna Smith	F 36:25	5-24	1-5	0-0	3	7	10	1	2	11	6	2	0	0	1	11	11.1%
45 Kailash San	F 34:41	3-13	3-11	0-0	0	6	6	3	2	9	1	1	1	0	2	-11	0%
15 Asta Blauenfeldt	G 35:55	7-14	2-8	0-0	0	3	3	1	3	16	0	2	2	0	1	-19	2nd FG%: 4.20 20.0%
12 Sarah Talen	G 28:59	2-7	0-2	0-0	0	3	4	2	1	4	0	1	0	0	0	-17	3rd FT%: 1.7 14.3%
32 Oliver Alvarez	G 26:46	0-3	0-3	0-0	0	1	3	3	0	0	2	1	0	0	0	-22	7th FG%: 27.0%
5 Amiyah Donaldson	G 20:29	0-1	0-1	0-0	0	0	0	0	0	0	0	1	0	0	2	0	3rd FG%: 5.17 29.0%
8 Lizzie Gruber	F 14:56	2-3	0-0	0-0	1	1	2	6	2	1	5	2	0	0	1	0	3rd FT%: 27 28.6%
23 Madeline Fitzpatrick	04:29	1-3	0-1	0-0	1	1	2	0	0	2	0	0	0	0	0	-9	4th FT%: 1-1 100%
34 Mackenzie Mori	01:55	0-0	0-0	0-0	0	0	0	0	0	0	0	0	0	0	0	1	4th FG%: 9-18 50.0%
2 Emmie Streams	01:35	0-0	0-0	0-0	0	0	0	0	0	1	0	0	0	0	0	0	5th FG%: 29 22.2%
3 Jacy Allen	01:05	0-0	0-0	0-0	0	0	0	0	0	0	0	0	0	0	0	0	GM FG%: 20-69 29.0%
15 Abby Price	01:05	0-1	0-1	0-0	0	0	0	0	0	0	0	0	0	0	0	0	3rd FT%: 6-32 18.8%
Team					2	1	3	0	0	47	9	8	5	1	6	-19	FT%: 1-3 33.3%
<b>Totals</b>	20:69	6-32	1-32	0-0	9	27	36	12	47	9	8	5	1	6	-19		<div> <div>Major Fouls: NONE</div> <div>Dead Ball Fouls: 1</div> </div>



## BOX SCORES

## GAME 5 - NOV. 19, 2025 - #16/16 NC STATE 71, COASTAL 58



Official Basketball Box Score - Final  
Coastal Carolina at NC State  
11/19/25 Reynolds Coliseum, Raleigh  
2025-26 Women's Basketball

Game Time: 6:00 PM  
Game Duration: 2:03  
Attendance: 4,513

Officials: Mark Berger, Krystle Aparicio, Nic Capel

Coastal Carolina - 58 Record: 2-4

NO. Name	Min	FG	3P	FT	Reb	OR	DR	Fouls	TP	AS	TO	ST	Blocks	BS	BA	+	-
2 Tessa Grady	F 37:43	8-17	5-11	1-1	1	3	4	0	2	22	2	3	1	0	2	2	-11
13 Tracey Houston	F 32:25	5-17	0-2	3-3	3	8	11	4	6	13	0	3	0	0	0	2	-9
5 Kristin Williams	G 38:42	2-10	0-8	0-0	0	6	6	3	1	4	3	4	1	1	0	0	-11
7 Paige Bradley	G 40:00	2-9	1-5	2-3	0	2	2	2	5	7	3	2	0	1	0	0	-13
23 D'Yanis Jimenez	G 38:17	2-2	0-0	0-0	0	0	0	0	1	4	1	3	0	0	0	0	-6
15 Tateyoina Harris	01:22	0-0	0-0	0-0	0	0	0	0	0	0	0	0	0	0	0	0	-5
17 Kinsea Grimes	15:41	3-7	0-2	0-0	3	4	7	1	0	6	1	4	1	0	1	0	-6
1 Baylee Lowder	25:51	1-5	0-1	0-0	0	1	1	4	2	0	1	0	0	0	0	0	-4
Team					5	1	6	0	0	1							
Totals		23-67	6-29	6-7	12	25	37	14	16	58	10	21	5	1	6	-13	

Major Fouls: NONE

Shooting By Period	1st	2nd	3rd	4th	FT	FT%
1st FG%	3-17	17.6%				
3PT%	1-8	12.5%				
FT%	0-0	0%				
2nd FG%	2-14	14.3%				
3PT%	0-8	0.0%				
FT%	2-2	100%				
3rd FG%	10-17	58.8%				
3PT%	3-4	75.0%				
FT%	3-4	75%				
4th FG%	8-19	42.1%				
3PT%	2-9	22.2%				
FT%	1-1	100%				
GM FG%	23-67	34.3%				
3PT%	6-29	20.7%				
FT%	6-7	85.7%				

Dead Ball Rebounds: 0

NC State - 71 Record: 3-2

NO. Name	Min	FG	3P	FT	Rebounds	Fouls	TP	AS	TO	ST	Blocks	BS	BA	+	-	
11 Maddie Cox	F 32:08	4-7	3-6	0-0	2	1	3	1	0	11	1	2	2	1	1	13
12 Khamil Pierre	F 23:12	4-4	0-0	1-3	4	6	10	2	4	9	2	5	1	1	0	0
2 Qadence Samuels	G 19:29	3-11	1-7	1-1	2	5	7	0	2	8	0	1	0	1	0	-4
3 Zamareya Jones	G 30:53	5-11	1-4	2-2	0	6	6	2	2	13	8	3	4	0	0	19
35 Zoe Brooks	G 36:43	5-13	1-5	2-4	2	4	6	2	2	13	8	4	1	1	0	7
0 Devyn Quigley	18:38	1-3	1-1	0-2	1	3	4	0	1	3	0	1	1	0	0	20
42 Mallory Collier	08:03	2-3	0-0	0-0	2	2	3	0	4	0	0	0	0	0	0	8
7 Destiny Lunan	14:05	2-3	0-0	0-0	1	1	2	1	6	0	2	0	0	0	0	5
1 Lorena Awou	10:12	2-4	0-0	0-0	1	4	5	4	1	4	0	3	1	2	0	0
10 Adelaide Jernigan	06:37	0-3	0-3	0-0	0	0	0	1	0	1	0	0	0	0	0	-3
Team					0	1	1	0	0	0						
Totals		28-62	9-29	6-12	12	33	45	16	14	71	20	21	10	8	1	13

Major Fouls: NONE

	CCU	NCSU
Biggest lead	3 (1 <sup>st</sup> 7:38)	23 (2 <sup>nd</sup> 0:47)
Best Scoring Run	9 (3 <sup>rd</sup> 4:25)	22 (2 <sup>nd</sup> 5:51)
Lead Changes	2	
Times Tied	1	
Time with Lead	00:41	36:55

Points from	CCU	NCSU	Period by Period Scoring					
Turnovers	19	28		1st	2nd	3rd	4th	TOT
Paint	26	30	CCU	7	6	26	19	58
Second Chance	8	6						
Fast Breaks	7	21	NCSU	18	16	19	18	71
Bench	8	17						

Shooting By Period	1st	2nd	3rd	4th	FT	FT%
1st FG%	8-16	50.0%				
3PT%	2-7	28.6%				
FT%	0-1	0%				
2nd FG%	7-17	41.2%				
3PT%	2-7	28.6%				
FT%	9-9	100%				
3rd FG%	7-16	43.8%				
3PT%	1-7	14.3%				
FT%	4-7	57.1%				
4th FG%	6-13	46.2%				
3PT%	4-8	50.0%				
FT%	2-2	100%				
GM FG%	28-62	45.2%				
3PT%	9-29	31.0%				
FT%	6-12	50.0%				

Dead Ball Rebounds: 3

## GAME 6 - NOV. 23, 2025 - Rhode Island 68, #16/16 NC STATE 63



Official Basketball Box Score - Final  
Rhode Island at NC State  
11/23/25 Reynolds Coliseum, Raleigh  
2025-26 Women's Basketball

Game Time: 2:00 PM  
Game Duration: 1:57  
Attendance: 4,705

Officials: Teresa Shuck, Brandon Entinno, Tasha Smith

Rhode Island - 68 Record: 6-1

NO.	Name	Min	FG m/a	3P m/a	FT m/a	Rebounds grd tot	Fouls grd tot	TP	AS	TO	ST	Blocks bs	BA	+	-		
5	Aminu Musa	F 38:10	7-15	0-2	0-0	2	4	6	1	1	14	3	4	1	1	5	
12	Alberta Sylva	C 17:08	2-3	0-0	0-0	1	3	4	3	0	4	0	1	1	0	-1	
14	Brooklyn Gray	G 30:40	5-11	1-2	1-1	1	2	3	2	2	12	1	1	1	0	1	
15	Sophia Vital	G 32:08	4-6	0-1	1-1	0	4	4	1	2	9	0	0	3	0	-1	
30	Ines Debroise	G 34:24	4-7	1-2	4-4	0	3	3	1	5	13	2	2	4	0	11	
23	Vanessa Harris	26:07	5-11	3-5	2-4	0	1	1	2	4	15	2	0	1	0	5	
9	Valentina Ojeda	17:03	0-2	0-2	1-2	1	1	2	0	1	1	0	0	0	0	3	
3	Ta'Vyanna Habb	03:14	0-0	0-0	0-0	0	0	0	0	0	0	0	0	0	0	0	
22	Aimee Michel	01:06	0-0	0-0	0-0	0	0	0	0	0	0	0	0	0	0	-2	
Team						0	2	2	0	0	0	2					
Totals			27-55	5-14	9-12	5	20	25	10	15	68	6	12	11	2	2	5

Major Fouls: NONE

Shooting By Period	1st	2nd	3rd	4th	FT	FT%
1st FG%	8-15	53.3%				
3PT%	3-5	60.0%				
FT%	1-2	50%				
2nd FG%	5-15	33.3%				
3PT%	1-6	16.7%				
FT%	2-4	50%				
3rd FG%	8-11	72.7%				
3PT%	0-1	0.0%				
FT%	2-2	100%				
4th FG%	6-14	42.9%				
3PT%	1-2	50.0%				
FT%	4-4	100%				
GM FG%	27-55	49.1%				
3PT%	5-14	35.7%				
FT%	9-12	75.0%				

Dead Ball Rebounds: 3

NC State - 63 Record: 3-3

NO.	Name	Min	FG	3P	FT	Rebounds	OR	DR	TO	Fouls	TP	AS	TS	ST	Blocks	BS	BA
12	Khamil Pierre	F 31:10	7-12	0-0	0-0	5	3	8	2	14	4	2	2	1	1	13	
18	Tilda Trygger	F 35:53	3-8	1-3	1-1	5	3	8	2	4	8	1	1	0	1	0	-4
0	Devyn Quigley	G 19:29	0-2	0-2	0-0	0	0	0	1	0	0	0	2	0	0	0	-6
3	Zamareya Jones	G 28:46	7-18	3-10	0-0	2	2	2	2	0	17	1	4	1	0	0	-8
35	Zoe Brooks	G 35:47	4-9	0-0	0-0	2	2	4	0	0	8	4	1	1	0	1	8
2	Qadence Samuels	23:22	1-4	1-2	2-2	0	4	4	2	1	5	0	2	0	0	0	2
7	Destiny Lunan	15:27	3-5	2-2	0-0	0	4	4	2	2	8	1	3	1	0	0	7
11	Maddie Cox	10:06	0-0	0-0	0-0	3	3	3	0	0	3	0	1	0	0	0	6
Totals			25-58	7-19	6-7	12	23	35	15	10	63	11	16	5	2	2	5

Major Fouls: NONE

Shooting By Period	1st	2nd	3rd	4th	FT	FT%
1st FG%	8-22	36.4%				
3PT%	2-7	28.6%				
FT%	0-0	0%				
2nd FG%	3-10	30.0%				
3PT%	2-4	50.0%				
FT%	4-4	100%				
3rd FG%	10-15	66.7%				
3PT%	1-1	100.0%				
FT%	0-0	0%				
4th FG%	4-11	36.4%				
3PT%	2-7	28.6%				
FT%	2-3	66.7%				
GM FG%	25-58	43.1%				
3PT%	7-19	36.8%				
FT%	6-7	85.7%				

Dead Ball Rebounds: 1

	URI	NCSU
Biggest lead	6 (1 <sup>st</sup> 2:03)	5 (1 <sup>st</sup> 8:57)
Best Scoring Run	9 (1 <sup>st</sup> 2:03)	7 (4 <sup>th</sup> 8:46)
Lead Changes	11	
Times Tied	10	
Time with Lead	23:35	11:05

Points from	URI	NCSU
Turnovers	11	11
Paint	36	30
Second Chance	8	10
Fast Breaks	6	10
Bench	16	16

Period by Period Scoring					
	1st	2nd	3rd	4th	TOT
URI	20	13	18	17	68
NCSU	18	12	21	12	63

## GAME 7 - NOV. 27, 2025 - #25/24 NC STATE 79, GREEN BAY 67



Official Basketball Box Score - Final  
NC State at Green Bay  
11/27/25 Hard Rock Hotel Riviera Maya, Puerto Aventuras  
2025-26 Women's Basketball

Game Time: 4:00 PM  
Game Duration: 1:48  
Attendance: 200

Officials: Jeff Wotton, Rochelle Bennett, Rachael Wood

NC State - 79 Record: 1-0

NO. Name	Min	FG	3P	FT	Rebounds	Fouls	TP	AS	TO	ST	Blocks	BS	BA			
					OR	DR	OT		FF	FD						
12 Khamil Pierre	F 28:26	6-14	0-0	0-2	4	17	21	1	2	12	0	2	0	3	0	
18 Tilda Trygger	F 23:46	4-5	1-1	0-0	6	2	8	3	2	9	1	3	0	0	1	10
2 Qadence Samuels	G 20:43	2-7	1-3	2-2	2	1	3	4	1	7	0	0	1	0	5	5
3 Zamareya Jones	G 29:54	7-13	3-7	0-1	0	3	3	1	2	17	2	1	0	0	0	3
35 Zoe Brooks	G 35:57	8-19	0-3	5-7	0	3	3	1	4	21	7	2	2	0	1	17
11 Maddie Cox	18:03	1-1	0-0	0-0	0	2	2	1	0	2	1	1	0	1	0	7
0 Devyn Quigley	20:40	3-5	2-2	0-0	1	2	3	4	0	8	1	2	1	0	0	13
7 Destiny Lunan	17:16	0-2	0-2	1-4	0	0	0	2	3	1	1	1	0	0	0	3
42 Malory Collier	05:15	1-1	0-0	0-0	2	1	3	1	0	2	0	0	0	0	0	-1
Team					1	2	3	0	0	0	0	0				
Totals		32-67	7-18	9-16	16	33	49	18	14	79	13	3	5	2	12	12



BOX SCORES

GAME 9 - DEC. 3, 2025 - #9/9 OKLAHOMA 103, RV/#25 NC STATE 98 (OT)

NCAA

Official Basketball Box Score - Final

NC State at Oklahoma

12/03/25 Lloyd Noble Center, Norman

2025-26 Women's Basketball

Game Time: 6:00 PM

Game Duration: 2:00

Attendance: 4,614

Officials: Pualani Spurlock, Billy Smith, Eric Brevton

NC State - 98

Record: 5-4

NO. Name	Min	FG M-A	3P M-A	FT M-A	Rebounds OR DR TOT	Fouls PF FD	TP	AS	TO	ST	Blocks BS BA	+/-
12 Khamil Pierre	F 39:46	9-16	0-0	1-2	8 12 20	3 2	19	2	4	1	1 1	-1
18 Tilda Trygger	F 38:45	6-14	0-5	6-7	4 8 12	5 5	18	1	1	2	2 2	2
2 Qadence Samuels	G 29:42	0-5	0-4	0-0	0 3 3	3 1	0	1	0	2	0 0	0
3 Zamareya Jones	G 41:26	9-24	2-9	6-8	1 7 8	2 4	26	3	1	2	0 4	1
35 Zoe Brooks	G 38:13	10-22	0-2	5-7	0 2 2	5 4	25	2	3	0	0 2	-6
0 Devyn Quigley	16:18	2-4	1-3	0-0	1 0 1	0 0	5	0	0	0	0 0	-5
11 Maddie Cox	11:29	1-4	0-1	0-0	1 1 2	3 0	2	0	1	0	0 0	-11
7 Destiny Lunan	10:21	1-2	0-1	1-2	0 0 0	2 1	3	0	3	0	0 1	-5
Team		6 3 9	0 0				0					
Totals		38-91	3-25	19-26	21 36 57	23 17	98	9	13	7	3 10	-5

Major Fouls: NONE

Oklahoma - 103

Record: 9-1

NO. Name	Min	FG M-A	3P M-A	FT M-A	Rebounds OR DR TOT	Fouls PF FD	TP	AS	TO	ST	Blocks BS BA	+/-
6 Sahara Williams	F 38:41	7-18	1-5	6-10	3 6 9	2 8	21	4	1	0	2 2	5
15 Raegan Beers	C 35:15	8-15	0-1	5-7	4 8 12	3 4	21	1	0	1	1 0	8
2 Aaliyah Chavez	G 41:47	13-26	3-11	4-6	1 3 4	1 4	33	4	3	1	0 1	3
3 Zya Vann	G 32:52	5-10	0-2	2-2	0 3 3	2 3	12	1	2	4	2 0	6
12 Payton Verhulst	G 40:41	4-10	0-3	0-1	2 9 11	3 2	8	1	2	2	2 0	3
0 Beatrice Culliton	05:17	0-0	0-0	0-0	0 1 1	0 0	0	0	0	0	1 0	-6
4 Caya Smith	06:44	0-1	0-0	0-0	1 0 1	3 0	0	2	0	0	0 0	-8
22 Keziah Lofton	03:49	1-1	0-0	0-0	0 0 0	0 0	2	0	1	1	0 0	4
21 Brooklyn Stewart	14:52	3-5	0-0	1-1	2 3 5	3 2	6	1	0	0	2 0	5
10 Emma Tolan	05:02	0-0	0-0	0-0	0 0 0	0 0	0	0	0	0	0 0	5
Team		1 1 2	0 0				0					
Totals		41-86	4-22	17-27	14 34 48	17 23	103	14	9	9	10 3	5

Major Fouls: NONE

Dead Ball Rebounds: 4, 0

Shooting By Period

1st FG% 8-21 38.1%  
3PT% 1-6 16.7%  
FT% 4-5 80%  
2nd FG% 11-22 50.0%  
3PT% 0-5 0.0%  
FT% 2-3 66.7%  
3rd FG% 9-23 39.1%  
3PT% 1-6 16.7%  
FT% 6-7 85.7%  
4th FG% 7-16 43.8%  
3PT% 1-4 25.0%  
FT% 4-7 57.1%  
OT FG% 3-9 33.3%  
3PT% 0-4 0.0%  
FT% 3-4 75%  
GM FG% 38-91 41.8%  
3PT% 3-25 12.0%  
FT% 19-26 73.1%



Dead Ball Rebounds: 5, 1

Shooting By Period

1st FG% 11-24 45.8%  
3PT% 1-8 12.5%  
FT% 0-1 0%  
2nd FG% 6-19 31.6%  
3PT% 1-8 12.5%  
FT% 2-4 50%  
3rd FG% 11-17 64.7%  
3PT% 0-1 0.0%  
FT% 5-7 71.4%  
4th FG% 9-18 50.0%  
3PT% 2-4 50.0%  
FT% 4-7 57.1%  
OT FG% 4-8 50.0%  
3PT% 0-1 0.0%  
FT% 6-8 75%  
GM FG% 41-86 47.7%  
3PT% 4-22 18.2%  
FT% 17-27 63.0%

Dead Ball Rebounds: 5, 1

GAME 10 - DEC. 7, 2025 - RV/#25 NC STATE 61, SETON HALL 53

		Official Basketball Box Score - Final Seton Hall at NC State 12/07/25 Reynolds Coliseum, Raleigh 2025-26 Women's Basketball	Game Time: 2:00 PM Game Duration: 1:47 Attendance: 4,789	Officials: Denise Brooks, Ed Sidasky, Saf Esho								
Seton Hall - 53												
Record: 5-2												
NO. Name	Min	FG M-A	3P M-A	FT M-A	Rebounds OR DR TOT	Fouls PF FD	TP	AS	TO	ST	Blocks BS BA	+/-
6 Mariana Valenzuela	F 27:09	4-8	2-5	0-0	1 4 5	4 1	10	0	3	1	0 1	5
21 Shalynn Pinkney	F 24:44	0-4	0-3	0-0	2 2 4	1 0	0	0	1	1	0 0	1
0 Jada Eads	G 36:34	6-18	0-5	4-4	4 3 7	2 6	16	4	3	1	0 1	-9
5 Savannah Catalon	G 36:50	3-14	0-6	1-3	1 6 7	3 6	7	1	2	3	0 0	-7
23 Jordana Codo	G 30:36	4-12	2-4	0-0	0 6 6	4 0	10	1	1	2	0 0	-7
8 Zahara Bishop	18:42	3-6	1-1	0-0	1 2 3	2 0	7	1	0	0	0 0	-6
13 Messiah Hunter	12:33	0-0	0-0	1-2	0 2 2	0 1	1	1	0	0	1 0	-7
3 Natalia Hall-Rosa	03:10	0-1	0-0	0-0	0 0 0	0 0	0	0	0	0	0 0	-1
4 Savannah Jones	05:28	1-1	0-0	0-0	0 0 0	0 0	2	0	0	0	0 0	-11
10 Cam Rust	04:14	0-1	0-1	0-0	0 1 1	1 0	0	0	0	1	0 0	2
Team		1 2 3	0 0				0					
Totals		21-65	5-25	6-9	10 28 38	17 14	53	8	11	8	1 2	-8
Major Fouls: NONE												
Shooting By Period												
1st FG% 7-19 36.8% 3PT% 3-7 42.9% FT% 0-0 0% 2nd FG% 7-16 43.8% 3PT% 2-5 40.0% FT% 0-0 0% 3rd FG% 5-16 31.3% 3PT% 0-6 0.0% FT% 2-3 66.7% 4th FG% 2-14 14.3% 3PT% 0-7 0.0% FT% 4-6 66.7% GM FG% 21-65 32.3% 3PT% 5-25 20.0% FT% 6-9 66.7%												
Dead Ball Rebounds: 0, 0												
NC State - 61												
Record: 6-4												
NO. Name	Min	FG M-A	3P M-A	FT M-A	Rebounds OR DR TOT	Fouls PF FD	TP	AS	TO	ST	Blocks BS BA	+/-
11 Maddie Cox	F 30:18	2-8	1-5	2-2	2 10 12	1 3	7	0	1	1	2 0	3
18 Tilda Tryggver	F 25:46	4-6	0-0	1-2	4 3 7	1 2	9	1	2	0	0 0	4
0 Devyn Quigley	G 15:42	2-5	0-1	1-2	2 0 2	0 2	5	0	2	1	0 0	2
3 Zamareya Jones	G 32:15	4-15	2-9	2-2	1 6 7	3 4	12	5	1	2	0 0	3
35 Zoe Brooks	G 35:10	3-13	1-5	0-1	2 4 6	3 2	7	5	3	0	0 0	3
7 Destiny Lunan	13:57	2-4	1-2	0-0	0 2 2	3 0	5	0	2	0	0 0	6
42 Mallory Collier	04:19	0-0	0-0	0-0	0 1 1	0 0	0	0	0	0	0 0	1
2 Qadence Samuels	22:56	1-3	1-3	2-2	1 3 4	1 2	5	1	1	0	0 0	10
12 Khamil Pierre	19:37	5-10	0-0	1-2	2 6 8	2 2	11	0	2	0	0 1	8
Team		1 1 2	0 0				0					
Totals		23-64	6-25	9-13	15 36 51	14 17	61	12	14	4	2 1	8
Major Fouls: NONE												
Shooting By Period												
1st FG% 6-18 33.3% 3PT% 1-7 14.3% FT% 1-2 50% 2nd FG% 5-13 38.5% 3PT% 3-8 37.5% FT% 1-3 33.3% 3rd FG% 9-18 50.0% 3PT% 2-5 40.0% FT% 2-2 100% 4th FG% 3-15 20.0% 3PT% 0-5 0.0% FT% 5-6 83.3% GM FG% 23-64 35.9% 3PT% 6-25 24.0% FT% 9-13 69.2%												
Dead Ball Rebounds: 2, 1												
Biggest lead 9 (2 <sup>nd</sup> 3:04) 8 (4 <sup>th</sup> 0:45)												
Best Scoring Run 10 (2 <sup>nd</sup> 3:04) 6 (2 <sup>nd</sup> 1:01)												
Lead Changes 3												
Times Tied 4												
Time with Lead 23:59 12:52												
Points from Turnovers SHU 10 5												
Paint 22 34												
Second Chance 2 13												
Fast Breaks 4 12												
Bench 10 21												
Period by Period Scoring												
1st 2nd 3rd 4th TOT												
SHU 17 16 12 8 53												
NCSU 14 14 22 11 61												



# 2025-26 WOLFPACK

## PHOTO ROSTER



**0** Devyn Quigley  
So. • G • 5-11



**1** Lorena Awou  
So. • C • 6-5



**2** Qadence Samuels  
Jr. • G • 6-0



**3** Zamareya Jones  
So. • G • 5-7



**7** Destiny "KyShe" Lunan  
Fr. • G • 5-10



**10** Adelaide Jemigan  
Fr. • G • 5-11



**11** Maddie Cox  
Jr. • F • 6-2



**12** Khamil Pierre  
Jr. • F • 6-2



**18** Tilda Trygger  
So. • F • 6-6



**35** Zoe Brooks  
Jr. • G • 5-10



**42** Mallory Collier  
Jr. • C • 6-3



**WES MOORE**  
Head Coach



**NIKKI WEST**  
Associate Head Coach



**ASHLEY WILLIAMS**  
Assistant Coach



**SIMON HARRIS**  
Assistant Coach



**KEVIN LEATHERWOOD**  
AC/Director of PD



**KAYLA JONES**  
AC/Director of PP



**HOUSTON FANCHER**  
DOBO/AC





0

**Devyn Quigley**  
Sophomore • Guard • 5-11  
Manchester, N.J.  
Manchester Township

PPG	RPG	APG	SPG
3.8	2.5	0.7	0.6
FG%	3FG%	FT%	MPG
.381	.263	.250	17.4
CAREER HIGHS			
PTS	REBS	ASTS	STLS
20	6	4	2

**Last Game:** Recorded five points, two rebounds and one steal vs. Seton Hall.

**At NC State:** Has played in 43 games ... Logged nine points vs. USC and eight vs. Green Bay ... Two 10+ point games ... Had 11 points w/ six rebounds in 26 minutes vs. BC ... Logged a career-high 20 points off the bench vs. Coastal, the first Pack freshman since Elissa Cunane (2019) to have 20+ points in a game.  
**Before NC State:** Ranked No. 47 in the 2024 HoopGuriz Recruiting Rankings - ESPNW ... McDonald's All-America Game nominee ... Tallied 32.7 points, 10.4 rebounds, 2.6 assists and 3.9 steals per game as a senior at Manchester Township ... Finished her high school career with 2,627 points (Shore Conference girls basketball record) ... Tabbed She Got Game Classic MVP.



1

**Lorena Awou**  
Lor-ay-nuh Ah-WOO  
Sophomore • Center • 6-5  
East Moline, Ill.  
United Township

PPG	RPG	SPG	BPG
3.3	3.3	0.3	0.7
FG%	3FG%	FT%	MPG
.455	-	-	8.0
CAREER HIGHS			
PTS	REBS	ASTS	STLS
10	9	1	3

**Last Game:** Did not play vs. Seton Hall (suspended).

**At NC State:** Has played in 34 games ... Logged four points, five rebounds, two blocks and one steal vs. Coastal ... Registered career-high 10 points twice vs. ODU and UNC and five 5+ rebound contests ... Big in Duke win with eight ... Tied team-high nine rebounds with five points vs. Coastal.  
**Before NC State:** Ranked No. 5 in state of Illinois in the Prep Girls Hoops Rankings ... Named Class 4A Illinois Media First Team All-State and averaged 18.7 points and 11.9 rebounds per game as a senior at United Township ... Surpassed 1,000 career points and 1,000 career rebounds in high school ... United Township rebounding record holder.



2

**QADENCE SAMUELS**  
Cay-dens  
Junior • Guard • 6-0  
Forestville, Md.  
Bishop McNamara / UConn

PPG	RPG	APG	BPG
5.6	4.0	0.7	0.5
FG%	3FG%	FT%	MPG
.290	.270	.909	23.9
CAREER HIGHS			
PTS	REBS	ASTS	STLS
18	9	3	2

**Last Game:** Coming off five points, four rebounds and one assist w/ +10 +/- vs. Seton Hall.

**At NC State:** Registered season-high 11 points, five boards and one steal vs. Southern Miss. Logged nine points and three rebounds vs. No. 18/16 USC ... Finished with +16 +/- w/ four points, three rebounds & two assists vs. No. 8/9 Tennessee ... Has started in seven games.  
**Before NC State:** Averaged 3.3 points and 1.8 rebounds per game across 69 contests at UConn ... Tallied 5.0 points per game with 35 3-pointers made on 35.4 percent shooting from beyond the arc as a freshman ... Logged 14 points off 4-of-8 shooting from the field at NC State ... Named BIG East Freshman of the Week following her first week of collegiate play ... No. 41-ranked recruit by ESPN and a four-star recruit ... Averaged 17.6 points, 7.8 rebounds and 2.1 steals per game as a junior at Bishop McNamara.



3

**Zamareya Jones**  
Zuh-MAR-ee-uh  
Sophomore • Guard • 5-7  
Bethel, N.C.  
North Pitt

PPG	RPG	APG	SPG
13.5	4.2	3.7	1.4
FG%	3FG%	FT%	MPG
.383	.295	.714	29.8
CAREER HIGHS			
PTS	REBS	ASTS	STLS
18	8	8	4

**Last Game:** Recorded team-high 12 points, seven rebounds, five assists and two steals vs. Seton Hall.

**At NC State:** Named on Ann Meyers-Drysdale SG of the Year WL ... No. 3 in assist/turnover ratio, No. 12 in assists and No. 16 in scoring in the ACC ... Logged 18 points and accounted for last 11 vs. No. 8/9 Tennessee ... Registered career-high 26 points with eight rebounds at No. 9/9 Oklahoma ... Tallied 17 10+ point games and led the team in scoring five times ... Finished with seventh most 3-pointers made as a freshman at NC State (35) and had eighth best 3-point percentage (.350).  
**Before NC State:** Ranked No. 17 at the time of signing in 2024 HoopGuriz Recruiting Rankings - ESPNW 100 ... Tabbed McDonald's All-American ... Invited & played in Jordan Brand Classic ... Named North Carolina POY.



7

**DESTINY 'KYSHE' LUNAN**  
Freshman • Guard • 5-10  
Goodyear, Ariz.  
Millennium

PPG	RPG	APG	SPG
4.9	1.4	1.0	0.7
FG%	3FG%	FT%	MPG
.457	.444	.643	14.4
CAREER HIGHS			
PTS	REBS	ASTS	STLS
11	5	3	4

**Last Game:** Registered five points and two boards vs. Seton Hall.

**At NC State:** Earned career-high 11 points w/ three assists vs. Southern Miss ... Registered 10 points with four steals vs. No. 17/12 TCU ... Her four steals vs. TCU are the second most by a freshman in the ACC this year.  
**Before NC State:** Ranked No. 65 in the final 2025 HoopGuriz Recruiting Rankings - ESPNW as a four-star recruit ... Named a McDonald's All-American nominee ... Tabbed the Arizona Gatorade Player of the Year and MaxPreps Player of the Year ... Led Millennium to an Open State Championship, dropping 37 points in the title game ... Played club ball with West Coast Elite.



10

**ADELAIDE JERNIGAN**  
Add-uh-layd  
Freshman • Guard • 5-11  
Winston-Salem, N.C.  
Bishop McGuinness

PPG	RPG	APG	SPG
3.0	1.0	0.3	0.3
FG%	3FG%	FT%	MPG
.333	.182	-	8.4
CAREER HIGHS			
PTS	REBS	ASTS	STLS
10	2	1	1

**Last Game:** Did not play vs. Seton Hall (illness).

**At NC State:** Recorded career-high 10 points with two boards and one steal vs. Southern Miss ... Scored her first career points with two boards vs. Maine ... Has played in four games.  
**Before NC State:** Ranked No. 68 in the final 2025 HoopGuriz Recruiting Rankings - ESPNW as a four-star recruit ... McDonald's All-American nominee ... No. 1 recruit in the state of North Carolina ... Only girls' basketball player at Bishop McGuinness to surpass 2,000 career points ... Became high school's all-time leader in 3-pointers ... Two-time state champion and led her team to three Final Fours ... Wrapped up her senior season averaging 27.3 points, 6.0 rebounds and 2.2 assists per game.



11

**MADDIE COX**  
Junior • Forward • 6-2  
Flower Mound, Texas  
Flower Mound

PPG	RPG	APG	BPG
4.3	3.2	0.6	0.6
FG%	3FG%	FT%	MPG
.429	.353	.875	15.4
CAREER HIGHS			
PTS	REBS	ASTS	BLKS
11	12	2	2

**Last Game:** Registered seven points, a career-high 12 rebounds and two blocks vs. Seton Hall in start.

**At NC State:** Has played in 76 games with three starts at NC State ... Averages 9.0 points, 7.5 rebounds, 1.5 steals and 1.5 blocks per game in two starts ... Career-high 11 points w/ two steals vs. Coastal ... Appeared in 36 games during freshman season, scoring in 12 games & logging 4+ boards in six contests ... Started at ODU for first start of career ... Career-high nine rebounds vs. Elon.  
**Before NC State:** Ranked No. 71 player in class of 2023 by ESPN ... Averaged double-double as a high school senior with 17.2 PPG and 11.9 RPG.



12

**KHAMIL PIERRE**  
Kuh-mill  
Junior • Forward • 6-2  
Perry, Ariz.  
Vanderbilt / Perry

PPG	RPG	SPG	BPG
14.0	13.0	0.9	0.8
FG%	3FG%	FT%	MPG
.478	-	.571	29.4
CAREER HIGHS			
PTS	REBS	ASTS	STLS
42	21	6	9

**Last Game:** Coming off 11 points and eight rebounds off the bench in limited 20 minutes vs. Seton Hall.

**At NC State:** Named Cancun Challenge MVP ... Surpassed 1K points in 69 career games ... Her 21 rebounds vs. Green Bay is third most in school history ... Only player in country with two 20-rebound games this season (also had 19p and 20r vs. OU) ... Second in country in rebounds/gm, which is first in ACC, and fourth in double-doubles (6) ... Ro Greensboro Invitational MOP w/ 21 points & 14 rebounds ... Tabbed to Wade Award Watchlist, Katrina McClain PF of the Year Watchlist All-ACC Preseason Team.  
**Before NC State:** Named WBCA All-America Honorable Mention choice, having averaged 20.4 points off 49.8 percent shooting, 9.6 rebounds and 2.9 steals per game ... finalist on Cheryl Miller Small Forward of the Year list ... No. 1 in field goals, No. 2 in steals and No. 3 in rebounds in the SEC ... Broke the then-Vanderbilt scoring record of 42 points vs. Evansville ... SEC All-Freshman Team choice.



18

**TILDA TRYGGER**  
Tree-gur  
Sophomore • Forward • 6-6  
Stockholm, Sweden

PPG	RPG	APG	BPG
12.0	8.3	1.0	1.1
FG%	3FG%	FT%	MPG
.532	.348	.692	30.4
CAREER HIGHS			
PTS	REBS	ASTS	BLKS
19	14	3	3

**Last Game:** Coming off nine points, seven rebounds and one assist vs. Seton Hall.

**At NC State:** Eighth in rebounds in ACC ... Registered 18-point, 12-rebound double-double at No. 9/9 OU ... Had career-high matching 19 points and eight rebounds vs. No. 8/9 Tennessee ... Named to Lisa Leslie Center of the Year Watchlist ... ACC All-Freshman Team ... Started in 32 games ... Nine boards in 4Q vs. UVA tied program record ... Double-double (19p & 10r) at Cal ... ACC Freshman of the Week (2/24) ... No. 8 in games played (34), No. 8 in blocks (22) and No. 11 in rebounds (166) all-time freshman list.  
**Before NC State:** Member of Sweden Senior National Team and U20 teams, coming off leading Sweden to its first semis appearance at FIBA U20 Eurobasket with 16.8 points and 10.7 rebounds per game ... Won 2024 Nordic Championship (11.0 PPG, 7.7 RPG & 0.7 BPG in 27.0 MPG).



35

**ZOE BROOKS**  
Junior • Guard • 5-10  
Plainfield, N.J.  
Saint John Vianney

PPG	RPG	APG	SPG
14.5	6.3	4.9	1.2
FG%	3FG%	FT%	MPG
.396	.136	.700	34.8
CAREER HIGHS			
PTS	REBS	ASTS	STLS
33	12	11	4

**Last Game:** Tallied seven points, six rebounds and five assists vs. Seton Hall.

**At NC State:** Registered season-high 25 points at No. 9/9 Oklahoma ... 30 points away from 1,000 ... Cancun Challenge All-Tournament Team ... Tallied 21 points with seven assists vs. Green Bay ... Has logged three 10+ rebound games ... Stands No. 5 in assists, seventh in assist/turnover ratio and eighth in scoring ... Recorded a double-double vs. No. 8/9 Tennessee w/ 13 points and 11 boards ... Named to Nancy Lieberman PG of the Year, All-ACC Preseason Team and Naismith POY Watchlist ... ACC Most Improved Player and All-ACC First Team ... ACC All-Tournament First Team ... ACC Player of the Week (2/24) ... Recorded career-high 33 points w/ 10 boards vs. No. 1 ND ... All-ACC Freshman Team ... Second player in program history w/ a triple-double (14 points, 12 rebounds & 10 assists) in first start vs. Liberty.  
**Before NC State:** No. 9 overall player by ESPN ... 2023 McDonald's All-American & National POY (SB Live).



42

**MALLORY COLLIER**  
Junior • Center • 6-3  
Millington, Tenn.  
Bartlett

PPG	RPG	BPG	SPG
3.2	1.5	-	-
FG%	3FG%	FT%	MPG
.643	-	.500	7.3
CAREER HIGHS			
PTS	REBS	ASTS	BLKS
10	9	1	2

**Last Game:** Played four minutes and had one rebound vs. Seton Hall.

**At NC State:** Registered season-high seven points vs. Southern Miss ... Has logged 11 starts and has played in 56 games ... Had season-high eight points vs. Stanford & Kent State & nine rebounds vs. No. 18/18 Ole Miss ... Appeared in 22 games in 2023-24 ... 10-point night against Cincinnati for first double-figure scoring game of career.  
**Before NC State:** Ranked No. 55 player in class of 2023 by ESPN ... 2022 Memphis Area Player of Year ... Averaged 11.5 points and 7.1 rebounds per game during senior year on a Bartlett team that reached the state title game ... 2022 Team USA Trials invitee ... 2023 McDonald's All-American nominee.