



SOUTHERN MISS MEN'S BASKETBALL

2025-26 GAME NOTES

GAME 9

DEC. 6 • 11 A.M. CT • MIAMI, FLA. • WATSCO CENTER

SOUTHERN MISS GOLDEN EAGLES

JAY LADNER
HEAD COACH

5-3
OVERALL

0-0
SUN BELT

81-114
AT SOUTHERN MISS
7th SEASON

157-202
CAREER RECORD
12th SEASON



MIAMI HURRICANES

JAI LUCAS
HEAD COACH

7-2
OVERALL

0-0
ACC

7-2
AT MIAMI
1st SEASON

7-2
CAREER RECORD
1st SEASON

2025-26 SCHEDULE

DATE OPPONENT RESULT/TIME (CT)

> November (4-3)

Nov. 3	Buffalo ^	L, 79-85
Nov. 6	Tougaloo	W, 93-57
Nov. 9	South Carolina	L, 79-83 (OT)
Nov. 13	Grambling State	L, 70-75
Nov. 18	William Carey	W, 82-59
Nov. 22	North Florida!	W, 92-83
Nov. 23	UT Martin!	W, 70-60

> December (1-0)

Dec. 3	Radford	W, 82-75
Dec. 6	Miami	11 a.m.
Dec. 8	Grambling State	7 p.m.
Dec. 13	Ole Miss &	2 p.m.
Dec. 18	Louisiana*	7:30 p.m.
Dec. 20	Arkansas State*	3:30 p.m.
Dec. 29	LSU	7 p.m.

> January (0-0)

Jan. 1	ULM*	4 p.m.
Jan. 3	Louisiana*	7 p.m.
Jan. 8	Texas State*	7 p.m.
Jan. 10	ULM*	2 p.m.
Jan. 14	Troy*	6 p.m.
Jan. 17	Texas State*	3:30 p.m.
Jan. 22	Georgia State*	6 p.m.
Jan. 24	Coastal Carolina*	12 p.m.
Jan. 29	App State*	7 p.m.
Jan. 31	James Madison*	2 p.m.

> February (0-0)

Feb. 4	Marshall*	6 p.m.
Feb. 7	MAC-SBC ^	2 p.m.
Feb. 12	South Alabama*	7:30 p.m.
Feb. 14	Troy*	7:30 p.m.
Feb. 21	Old Dominion*	2 p.m.
Feb. 24	Arkansas State*	7:30 p.m.
Feb. 27	South Alabama*	7:30 p.m.

> March (0-0)

Mar. 3-9 Sun Belt Tournament

ALL HOME GAMES IN BOLD CAPS

Ranking: Associated Press | All times CT

^ - MAC-SBC Challenge

! - Pensacola Invitational (Pensacola, Fla.)

& - Coast Coliseum (Biloxi, Miss.)

SOUTHERN MISS RECORD

TYPE	RECORD	STREAK
Overall	5-3	W4
Sun Belt	0-0	--
Non-Conference	4-3	W4
Home	2-0	W2
Away	1-3	W1
Neutral	2-0	W2

BROADCAST INFO

Television: ACC Network

» Talent: Cooper Boardman (PxP), Chris Spatola (Color)

Radio: Southern Miss Sports Network

» Talent: Chris Harris (PxP)

Live Stats: usm.statbroadcast.com

Live Audio: The Varsity Network

OPENING BREAK

» Southern Miss picked up its first road win in 313 when it beat Radford on Wednesday night. The Golden Eagles held off a late comeback attempt, winning 82-75

» Tylik Weeks was named Sun Belt Player of the Week after picking up Pensacola Invitational MVP honors in Southern Miss' win over North Florida

» Weeks' 37 points against North Florida were the 11th-most scoring in a single game in program history and the second-most by a Sun Belt player since the '22-23 season

» The Golden Eagles scored 72 bench points in the win over North Florida, which was the most against a Division I opponent this season in the country, as of Nov. 23

» Southern Miss and Miami meet for the fourth time on Saturday. The Golden Eagles' last game against the Hurricanes was in 2008 in the Virgin Islands

» Saturday's game is the fourth-straight away from The Greenhouse and then Southern Miss will wrap up its four-game trip at Miami (Fla.) on Saturday

» Seven of the first nine games this season are on the road for the Golden Eagles

» The 2025 Pensacola Invitational championship was the second MTE title under Jay Ladner.

Southern Miss also won the 2022 Cancun Challenge

SERIES HISTORY

Overall: 1-2

In Hattiesburg: 1-0

In Miami: 0-1

at Neutral Site: 0-1

Current Streak: L2

Coach Ladner vs. Miami: 0-0

TALE OF THE TAPE

SOUTHERN MISS		MIAMI
138	NCAA Net	31
204	KenPom	39
255	ESPN BPI	39
80.9	Scoring Offense	85.3
72.1	Scoring Defense	65.4
+8.8	Scoring Margin	+19.9
.478	FG%	.513
.323	3-Point FG%	.371
.716	FT%	.658
.407	FG% Defense	.385
.358	3-Point FG% Defense	.324
12.9	Offensive Rebounding	12.2
27.5	Defensive Rebounding	28.3
+9.2	Rebounding Margin	+2.6
13.5	Assists	18.8
11.8	Turnovers	12.0
+1.0	Turnover Margin	+2.6
8.1	Steals	8.8
3.8	Blocks	3.6

COMMUNICATIONS

JACK MACDONALD

Assistant AD for Communications

E jack.macdonald@usm.edu

C 630-659-5119

Follow @SouthernMissMBB for more information throughout the season

1 LEWIS GR > G	4 WEEKS JR > F	10 TAVERAS JR > G	13 BRUMFIELD SR > G	15 BINET GR > F
MIN 24.0	MIN 32.4	MIN 24.9	MIN 24.9	MIN 20.6
PPG 6.5	PPG 18.3	PPG 17.9	PPG 5.6	PPG 8.9
REB 2.4	REB 5.7	REB 7.1	REB 2.5	REB 5.8
FG% .432	FG% .568	FG% .551	FG% .361	FG% .658
GP/GS 8-6	GP/GS 7-6	GP/GS 8-7	GP/GS 8-8	GP/GS 8-6

NUMERICAL ROSTER

NO.	NAME	POS	HT	WT	YR	HOMETOWN / PREVIOUS SCHOOL
0	Izzy Hart	G	6-3	164	RSr.	Midwest City, Okla. / Central Oklahoma
1	Curt Lewis	G	6-5	230	Gr.	Louisville, Ky. / East Tennessee State
2	Brewer Carruth	G	6-4	195	So.	Dixie Springs Lake, Miss. / Parklane Academy
3	Chiante' Tramble	key-ahn-tay	G	6-2	So.	Edmond, Okla. / Independence CC
4	Tylik Weeks	Ty-lick	F	6-7	Jr.	New York, N.Y. / Southwest Mississippi CC
5	Jett Montgomery	G	5-11	190	So.	Franklin, Tenn. / Independence High School
6	Robert Cowherd	G	6-5	213	RJr.	Grayson, Ga. / Ole Miss
7	Fallou Diagne	fah-loo D-ahg-nay	C	6-11	RSr.	Dakar, Senegal / Western Kentucky
8	Chandler Watts	G	6-6	201	So.	Clermont, Fla. / Eastern Florida State CC
9	Dalyn Brandon	G	6-5	190	Gr.	Baltimore, Md. / Winson-Salem State
10	Isaac Taveras	G	6-6	185	Jr.	Santo Domingo, D.R. / South Plains CC
11	EJ Paymon	F	6-9	243	RFr.	Raymond, Miss. / Mississippi State
12	Felipe Patino	G	6-4	190	So.	Mississauga, Canada / Eastern Florida State CC
13	Dylan Brumfield	G	6-5	189	Sr.	Hattiesburg, Miss. / William Carey
14	Blake Lander	G	6-5	205	Gr.	Beverly Hills, Calif. / Long Island
15	Djahi Binet	Jah-Heed Bin-A	F	6-7	Gr.	Nice, France / Alcorn State
21	IJ Ezuma	E-Zoom-uh	F	6-8	RJr.	Raleigh, N.C. / South Plains CC
22	Tegra Izay	E-Zay	C	7-0	Gr.	Montreal, Canada / Harcum

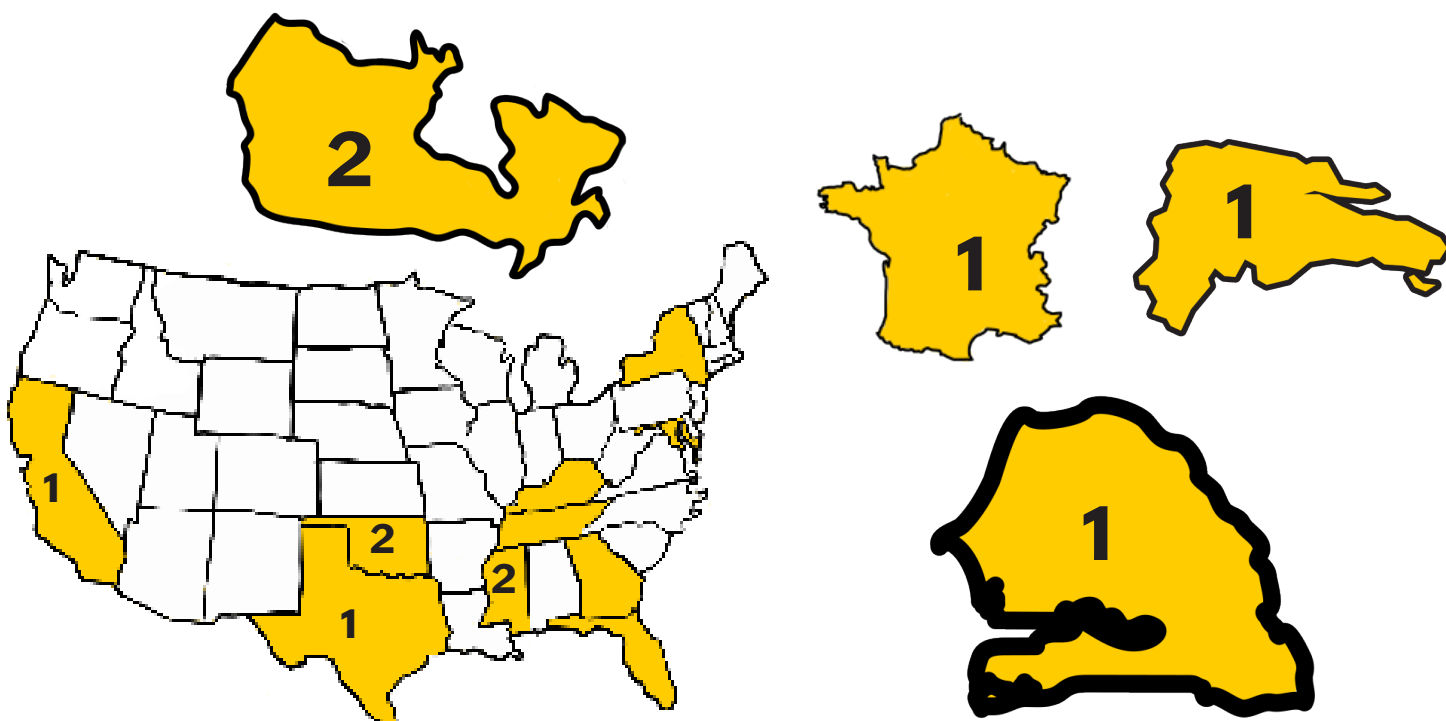
ALPHABETICAL ROSTER

NO.	NAME
15	Djahi Binet
9	Dalyn Brandon
13	Dylan Brumfield
2	Brewer Carruth
6	Robert Cowherd
7	Fallou Diagne
21	IJ Ezuma
0	Izzy Hart
22	Tegra Izay
14	Blake Lander
5	Jett Montgomery
12	Felipe Patino
11	EJ Paymon
10	Isaac Taveras
3	Chiante' Tramble
8	Chadgler Watts
4	Tylik Weeks

COACHING & SUPPORT STAFF

NAME	POSITION // YEAR AT USM	ALMA MATER // YEAR
Jay Ladner	Head Coach // 7th	Southern Miss // '88
Win Case	Associate Head Coach // 1st	University of Science and Arts of Okla. // '86
Luke Adams	Assistant Coach // 1st	Texas Tech // '14
Noah Croak	Assistant Coach // 1st	Indiana // '16
Bryce Garris	Assistant Coach // 1st	WKU // '19
Scott Moses	Assistant Coach // 1st	UMass Amherst // '15
Garland Wilson	Director of Operations // 7th	Jacksonville State // '09
Brian King	S&C Coach // 2nd	Southern Miss // '19
Shawn Spenard	Athletic Trainer // 1st	Colby-Sawyer College // '21
Jack MacDonald	Men's Basketball SID // 5th	Iowa State // '18
Jeremy Tekulve	Administrative Assistant // 9th	Southern Miss // '17
Eli Brown	Volunteer Assistant // 1st	North Florida // '25
Georga Brocato	Volunteer Assistant // 1st	UCF // '23
Michael Legre	Graduate Student Manager // 1st	LSU // '25

BY STATE & COUNTRY





Next Game
Grambling
December 8, 2025
7 p.m. CT | ESPN +

Head Coach
Jay Ladner (7th season)
USM: 81-114
CAR: 157-202

Assistant Coaches
Win Case
Luke Adams
Noah Croak
Bryce Garris
Scott Moses

2025-26 Schedule

Opponent	Date / Result
Buffalo	L, 79-85
Tougaloo	W, 93-57
South Carolina	L, 79-83 (OT)
Grambling State	L, 70-75
William Carey	W, 82-59
North Florida	W, 92-83
UT Martin	W, 70-60
Radford	W, 82-75
Miami (Fla.)	D6
Grambling State	D8
Ole Miss	D13
Louisiana	D18
Arkansas State	D20
LSU	D29
ULM	J1
Louisiana	J3
Texas State	J8
ULM	J10
Troy	J14
Texas State	J17
Georgia State	J22
Coastal Carolina	J24
App State	J29
James Madison	J31
Marshall	F4
MAC-SBC Challenge	F7
South Alabama	F12
Troy	F14
Old Dominion	F21
Arkansas State	F24
South Alabama	F27
Sun Belt Tournament	M3-M9

MEDIA
 Web: SouthernMiss.com
 X: @SouthernMissMBB
 Instagram: @SouthernMissMBB
 Contact: Jack MacDonald
 Email: jack.macdonald@usm.edu
 Office: 601-266-6240
 Cell: 630-659-5119

#0 | Izzy Hart | Redshirt Senior | Guard

6-3 | 164 | Midwest City, Oklahoma | Central Oklahoma

GP/GS	PPG	RPG	APG	BLKS	STLS	F%	3PT%	FT%
8-0	6.1	1.9	2.0	1	6	.250	.241	.923

#1 | Curt Lewis | Graduate | Guard

6-5 | 218 | Louisville, Kentucky | East Tennessee State

GP/GS	PPG	RPG	APG	BLKS	STLS	F%	3PT%	FT%
8-6	6.5	2.4	1.1	2	8	.432	.394	.778

#2 | Brewer Carruth | Sophomore | Guard

6-4 | 195 | Lake Dixie Springs, Mississippi | Parklane Academy

GP/GS	PPG	RPG	APG	BLKS	STLS	F%	3PT%	FT%
8-2	2.4	1.3	0.3	0	1	.462	.429	.800

#3 | Chianti' Tramble | Sophomore | Guard

6-2 | 199 | Edmond, Oklahoma | Independence College

GP/GS	PPG	RPG	APG	BLKS	STLS	F%	3PT%	FT%
7-0	3.6	1.4	0.6	0	1	.600	.556	1.000

#4 | Tylik Weeks | Junior | Forward

6-7 | 225 | New York, New York | Southwest Mississippi College

GP/GS	PPG	RPG	APG	BLKS	STLS	F%	3PT%	FT%
7-6	18.3	5.7	2.1	1	11	.568	.200	.829

#6 | Robert Cowherd | Redshirt Junior | Guard

6-5 | 213 | Grayson, Georgia | Ole Miss

GP/GS	PPG	RPG	APG	BLKS	STLS	F%	3PT%	FT%
4-0	1.5	1.0	0.0	0	0	.200	.250	.000

#7 | Fallou Diagne | Redshirt Senior | Center

6-11 | 214 | Dakar, Senegal | Western Kentucky

GP/GS	PPG	RPG	APG	BLKS	STLS	F%	3PT%	FT%
7-0	1.6	1.0	0.3	0	0	.308	.300	.000

#10 | Isaac Taveras | Junior | Guard

6-6 | 185 | Santo Domingo, Dominican Republic | South Plains College

GP/GS	PPG	RPG	APG	BLKS	STLS	F%	3PT%	FT%
8-7	17.9	7.1	2.1	2	18	.551	.250	.583

#11 | EJ Paymon | Redshirt Freshman | Forward

6-9 | 243 | Raymond, Mississippi | Mississippi State

GP/GS	PPG	RPG	APG	BLKS	STLS	F%	3PT%	FT%
7-2	2.9	1.1	0.4	5	3	.615	.333	.500

#12 | Felipe Patino | Sophomore | Guard

6-4 | 190 | Mississauga, Canada | Eastern Florida State College

GP/GS	PPG	RPG	APG	BLKS	STLS	F%	3PT%	FT%
8-0	3.3	0.9	0.1	0	3	.391	.381	.000

#13 | Dylan Brumfield | Senior | Guard

6-5 | 189 | Hattiesburg, Mississippi | William Carey

GP/GS	PPG	RPG	APG	BLKS	STLS	F%	3PT%	FT%
8-8	5.6	2.5	3.0	4	8	.361	.000	.731

#15 | Djahi Binet | Graduate | Forward

6-7 | 215 | Nice, France | Alcorn State

GP/GS	PPG	RPG	APG	BLKS	STLS	F%	3PT%	FT%
8-6	8.9	5.8	1.1	5	3	.658	.000	.724

LAST: 2 points, 2-2 FT, 1 reb at Radford <ul style="list-style-type: none"> - Averaged 16.9 PPG at Central Oklahoma last season, making 28 starts - Shot 37% from deep at UCD and scored 10+ in 26 games, 20+ in 13 games - Averaged 15.9 PPG over two years at Seminole State College in 2021-23 - All-State player at Midwest City HS
LAST: 9 points, 3 FGs, 6 rebs, 4 stls vs. UT Martin <ul style="list-style-type: none"> - 2022-23 NJCAA DI Player of the Year at John A. Logan College - Played in 23 games at Mizouo (23-24) and had two starts - Averaged 10.4 PPG over two seasons (20-22) at Eastern Kentucky - Averaged 32 PPG and 17 RPG at Aspire Academy in 2018-19
LAST: Limited minutes vs. UT Martin <ul style="list-style-type: none"> - Played in 27 games as a freshman last season, making one start at ODU - Scored first collegiate points via a dunk against Loyola New Orleans - Was the MAIS 5A State Player of the Year as a senior at Parklane Academy - Uncle Paul Ott Carruth played for the Green Bay Packers and Kansas City Chiefs
LAST: 2 rebs, 1 ast vs. UT Martin <ul style="list-style-type: none"> - Started 28 games at Independence College, averaging 23.3 PPG and shot 46.3% - Scored a season-high 41 points against Hutchinson CC, scored 30+ in six games total - Named First Team All-Confidence and two-time National Player of the Week - Picked up several honors as a senior at Edmond North HS in 2023-24
LAST: 14 points, 7 rebs, 7-9 FG, 3 asts, 1 blk vs. UT Martin <ul style="list-style-type: none"> - Averaged 21.0 PPG at Southwest Mississippi last season, making 28 starts - Shot 45.3% from the floor, also averaging 8.3 RPG and 5.5 APG - Is the all-time leading scorer at Southwest Mississippi with 1,128 points in two years - Brother, Tyreese, is a running back on the football team at Southern Miss
LAST: Did not play vs. UT Martin <ul style="list-style-type: none"> - Played in 20 games over two seasons at Ole Miss - First collegiate action was against Alabama State, playing 18 minutes - McDonald's American Game Nominee in 2022 - Rated 4-Star guard and No. 29 shooting guard out of Southern California Academy
LAST: 1 ast vs. UT Martin <ul style="list-style-type: none"> - Best season at WKU was 2022-23, playing in 30 games - Shot 40/6% from the floor and scored a career-high 14 points against Illinois State - Was battled injuries throughout his collegiate career, missing two full seasons - Rated No. 66 center in class of 2020 out of Compass Prep in Chandler, Ariz.
LAST: 10 points, 5 rebs, 1 ast, 1 stl vs. UT Martin <ul style="list-style-type: none"> - NJCAA First Team All-American at South Plains last season - Averaged 16.7 PPG and shot 56% from the floor, helping team to a 29-7 record last year - Appeared in 22 games at Fresno State as a freshman in 2023-24 - Had 44 points and 16 rebounds in the 2022 Florida High School Final Four
LAST: Limited minutes vs. UT Martin <ul style="list-style-type: none"> - Redshirted at Mississippi State last season - Won the 2022, 2023 & 2024 MHSAA 4A State Championships at Raymond HS - Rated a 4-Star prospect by ESPN and was top recruit out of the state - 2023-24 Mississippi Gatorade Player of the Year and Mississippi 4A Mr. Basketball
LAST: 0-1 FG vs. UT Martin <ul style="list-style-type: none"> - Started 27 games at Eastern Florida State last season - Averaged 9.6 PPG and 4.3 RPG - Was teammates with current Golden Eagle Chandler Watts at Eastern Florida State - Prepped at Winston-Salem Christian HS
LAST: 6 points, 3 rebs, 4-4 FT, 1 blk vs. UT Martin <ul style="list-style-type: none"> - Averaged 17 PPG over two seasons at William Carey, starting all 40 games - Dropped 27 points on Southern Miss last season, going 10-for-19 from the field - Played prep ball for his father, Laron, at Oak Grove High School - Averaged 15 PPG and 10 RPG as a senior at Oak Grove in 2020-21
LAST: 14 points, 5 rebs, 1 ast, 1 blk, 6-8 FG vs. UT Martin <ul style="list-style-type: none"> - Started in 23 games for Alcorn State last year, averaging 10.4 PPG and 7.7 RPG - Scored a career-high 21 points at MVSU, grabbed 17 boards at Prairie View A&M - Played first two collegiate seasons at Lee College, making 28 starts - Prepped at Coudouliere High School in France

CAREER HIGHS		
PTS	30	UN-Kearney (1/23/25)
REBS	10	Fort Hays St. (3/9/25)
AST	7	Washburn (3/6/25)
MIN	39	Washburn (3/6/25)
CAREER HIGHS		
PTS	21	Liberty (2/5/22)
REBS	13	Northern Ky. (12/18/24)
AST	4 (4x)	North Fla. (1/22/22)
MIN	39	Kennesaw St. (2/3/22)
CAREER HIGHS		
PTS	8	William Carey (11/18/25)
REBS	4	Buffalo (11/3/25)
AST	2	Troy (2/8/25)
MIN	28	ODU (1/4/25)
CAREER HIGHS		
PTS	11	Buffalo (11/3/25)
REBS	3	Buffalo (11/3/25)
AST	2	William Carey (11/18/25)
MIN	15	Buffalo (11/3/25)
CAREER HIGHS		
PTS	37	North Florida (11/22/25)
REBS	7 (2x)	UT Martin (11/23/25)
AST	5	Buffalo (11/3/25)
MIN	38	South Carolina (11/9/25)
CAREER HIGHS		
PTS	5	William Carey (11/18/25)
REBS	2 (2x)	William Carey (11/18/25)
AST	2	Eastern Wash. (11/10/23)
MIN	21	Eastern Wash. (11/10/23)
CAREER HIGHS		
PTS	14	Illinois St. (11/22/22)
REBS	4 (2x)	Illinois St. (11/22/22)
AST	1 (4x)	Buffalo (11/3/25)
MIN	16	William Carey (11/18/25)
CAREER HIGHS		
PTS	28	Buffalo (11/3/25)
REBS	10	Tougaloo (11/6/25)
AST	4	William Carey (11/18/25)
MIN	36	Grambling (11/13/25)
CAREER HIGHS		
PTS	9	William Carey (11/18/25)
REBS	2 (3x)	Grambling (11/18/25)
AST	1 (3x)	William Carey (11/18/25)
MIN	17	William Carey (11/18/25)
CAREER HIGHS		
PTS	18	Tougaloo (11/6/25)
REBS	3	Tougaloo (11/6/25)
AST	1	Grambling (11/13/25)
MIN	19	Tougaloo (11/6/25)
CAREER HIGHS		
PTS	34	Life (1/30/25)
REBS	10	Middle Ga. St. (1/6/24)
AST	10	SE Baptist (12/9/24)
MIN	46	Life (1/30/25)
CAREER HIGHS		
PTS	21	MVSU (3/6/25)
REBS	17	PVAMU (1/20/25)
AST	3	PVAMU (3/1/25)
MIN	37	South Alabama (11/29/24)

MORE BENCH PLAYERS

#5 Jett Montgomery Sophomore Guard » 5-11 190 » Franklin, Tennessee » Independence High School · Redshirting the 2025-26 season · Scored 2,700 points at Independence HS · Father played basketball at Southern Miss	#8 Chandler Watts Sophomore Guard » 6-6 201 » Clermont, Florida » Eastern Florida State College · Out with hand injury suffered in late Oct. · Averaged 9.2 PPG and shot 52% from floor · Prep'd at Dr. Phillips HS	#9 Dalyn Brandon Graduate Guard » 6-5 190 » Baltimore, Md. » Winston-Salem State · Missed last season due to injury · Also played at Winston-Salem State · Prep'd at Archbishop Curley HS	#21 IJ Ezuma Redshirt Junior Forward » 6-8 239 » Raleigh, N.C. » South Plains College · Played last season at South Plains College · Spent three seasons at Ohio (2021-24) · Averaged 9.9 PGG & 5.5 RPG at South Plains	#22 Tegra Izay Graduate Forward » 7-0 269 » Montreal, Canada » Harcum College · Redshirted last season due to injury · Made 13 starts his first year at Southern Miss · Also played at Harcum and La Salle
GP/GS0-0 PPG0.0 RPG0.0 APG0.0 FGs0.0	GP/GS0-0 PPG0.0 RPG0.0 APG0.0 FGs0.0	GP/GS4-1 PPG3.3 RPG1.0 APG0.3 FGs1.000 (5-5)	GP/GS7-0 PPG2.1 RPG2.1 APG0.3 FGs4-15 (.267)	GP/GS8-2 PPG3.0 RPG3.8 APG0.4 FGs9-15 (.600)

SOUTHERN MISS' LAST TIME OUT

SOUTHERN MISS 82, UT MARTIN 75

Dec. 3 | Radford, Va. | Dedmon Center

» Djahi Binet grabbed his first double-double of the season after going for 17 points and 13 rebounds. He was one of five Golden Eagles to score in double figures on the night

» Southern Miss battled foul trouble in the first half, cause Isaac Taveras and Tylik Weeks to sit on the bench. That allowed Radford to play its way back into the game and make it a two-point game at half

» Those two helped Southern Miss to an 11-0 run to open the second half and never looked back. The Highlanders made it a five-point game late after chucking up a couple of three-pointers but the Golden Eagles held them off

» Dylan Brumfield went 8-for-8 from the free throw line over the last two minutes as Southern Miss went 27-for-32 as a team on the night

ABOUT SOUTHERN MISS

» The Golden Eagles are paced by Tylik Weeks' 18.3 points per game. He picked up Sun Belt Player of the week honors on Nov. 25

» Tylik Weeks was named tournament MVP, while Djahi Binet and Isaac Taveras were tabbed All-Tournament Team

» Ladner has 14 new players on the roster with zero starters returning. Jett Montgomery, Brewer Carruth and Tegra Izay all return with established roles over the years. Carruth and Montgomery were the first freshman in nearly three years last season, while Izay went down with a season-ending injury early in the year after playing a sizeable role in 2023-24. Dalyn Brandon is once again on the roster after redshirt last season. He ended up missing most of the year with a torn achilles

» Curt Lewis dons the black and gold as the most experienced collegiate player with 898 career appearances across stops at Eastern Kentucky, Missouri and East Tennessee State

ABOUT MIAMI

» The Hurricanes are led by first-year head coach Jai Lucas. Lucas spent the last three seasons as an assistant coach at Duke. He has also spent time at Texas and Kentucky after a standout playing career with the Longhorns

» Miami is coming off a 75-66 win over Ole Miss in the ACC/SEC Challenge on Tuesday night. The Hurricanes were led by Shelton Henderson's 18 points

» Malik Reneau leads Miami in scoring at 20.1 points per contest. Tre Donaldson, Tru Washington and Henderson are all averaging 10.1 points per game

» The Hurricanes average 85.1 points per game, which ranks 73rd in Division I. On the defensive side, the Hurricanes' scoring defense allows 65.4 points. That mark ranks 37th in the country. The Hurricanes have shot over 50% in six games this season highlight by the Georgetown game where Miami shot 58.8% from the floor and was an astounding 68.2% in the second half against the Hoyas

» Miami shoots the ball at an elite level, hanging on to a 51.3 percent shooting mark. That ranks 21st in the country and leads the ACC.

SERIES VS. MIAMI

» Saturday's meeting is the fourth all-time and the first since the 2008-09 season

» Miami won the last meeting on Nov. 21, 2008, 70-60, at the Paradise Jam

» Southern Miss lost the only meeting in Miami, 85-78, in 1957

A SOUTHERN MISS WIN WOULD

» Would give the Golden Eagles their fifth-straight win and its longest winning streak since the 2022-23 season

» Would give Southern Miss its second-straight road win after beating Radford Wednesday night

» Would give Southern Miss the first win over Miami since the 1955 season

A SOUTHERN MISS LOSS WOULD

» Would give Southern Miss its ninth road loss in its last 10 true road games

» Would be the fourth loss away from Reed Green Coliseum this season

» Would drop Southern Miss to 1-3 all-time against Miami

SUPERLATIVES VS. MIAMI

Total Points	UM 216, USM 201
Last Southern Miss Win	63-61 (12/10/55)
Last Miami (Fla.) Win	70-60 (11/21/08)
At Southern Miss	Southern Miss leads 1-0
At Miami (Fla.)	Miami (Fla.) leads 1-0
At Neutral Site	Miami (Fla.) leads 1-0
Current Streak	Miami (Fla.) won 2
Overtime Games	N/A
Largest Margin of Victory	2 (W, 63-61, 12/10/55)
Largest Margin of Defeat	10 (L, 70-60, 11/21/08)
Most points by Southern Miss	78 (2/16/57)
Most points by Miami (Fla.)	85 (2/16/57)
Fewest points by Southern Miss	60 (11/21/08)
Fewest points by Miami (Fla.)	61 (12/10/55)
Highest Scoring Game	134 (W, 71-63, 3/23/14)

GOLDEN EAGLES IN OVERTIME

» Southern Miss moved 60-49 after its OT loss at South Carolina on Nov. 9. It was the first overtime game since Feb. 26, 2022 against Rice

» The Golden Eagles are 2-4 in overtime games under Jay Ladner. The two wins are against Charlotte and UTEP

» Southern Miss has lost its last three overtime games, with its last win coming against UTEP on Jan. 1, 2021

Last 10 Overtime Games

Date	Result	Score	Opponent
11/9/25	L	79-83	at South Carolina
2/26/22	L	72-77	at Rice
2/17/22	L	79-98	UTSA
1/1/21	W	74-66	UTEP
3/7/20	L	62-65	at MTSU
2/1/20	W	74-68	Charlotte
2/23/19	L	72-76	UAB
2/9/19	W	73-71	Louisiana Tech
2/23/17	L	71-72	at Rice
2/16/17	W	69-66	FIU

HISTORY vs. MIAMI

» Overall: 1-2

» At Miami: 0-1

» Ladner vs. Miami: 0-0

» Active Streak: L2

» Overtime: 0-0

ALL-TIME MEETINGS

DATE	RESULT	SCORE	LOCATION
12/10/55	W	63-61	Hattiesburg
02/16/57	L	78-85	Miami
11/21/08	L	60-70	Neutral ¹

¹ Paradise Jam (St. Thomas, U.S.V.I.)

QUICK FACTS

UNIVERSITY

» University of Southern Mississippi

Location:	Hattiesburg, Miss.
Founded:	1910
Enrollment:	13,651
Nickname:	Golden Eagles
School Colors:	Black & Gold
Conference:	Sun Belt (SBC)
President:	Dr. Joe Paul
Director of Athletics:	Jeremy McClain
Senior Deputy AD (MBB)	Shawn Jones
Ticket Office Phone	

HISTORY

Seasons of Basketball	106th in 2025-26
First Season	1912-13
All-Time Record	1,327-1,195
NCAA Tournament Appearances	3
Record	0-3
Last (Round)	2012 (First Round)
NIT Appearances (last)	11 (2023)
CBI Appearances (last)	1 (2019)
CIT Appearances (last)	1 (2010)
* Wins from the 2012-13 and 2013-14 season along with the first six from the 2014-15 season were vacated	

REED GREEN COLISEUM

Year Opened	1965
Capacity	8,095
Last Sellout	Louisiana (8,097)
Date	Feb. 9, 2023
Largest Crowd	Missouri - St. Louis (8,961)
Date	Nov. 28, 1981
Record	523-283
Undefeated Seasons (Last)	3 (2023)

TEAM INFORMATION

2024-25 Record	11-22
Home	9-6
Away	1-13
Neutral	1-3
Sun Belt Record	5-13
Home	4-5
Away	1-8
Finish	12th
Tournament	Second Round
Postseason	None
Starters Returning/Lost	0/5
Letterwinners Returning	3
Letterwinners Lost	12
Newcomers for 2024-25	14
Junior College	6
NCAA Transfers	8
Freshman	0

BUILDING THE '25-26 OFFENSE

» The '25-26 offense is going to have a different look as only three contributors return to the floor. Under Ladner, though, Southern Miss has had its best offensive teams over the last three seasons.

» Southern Miss ranked 327 in offensive efficiency last season, while posting its best mark under Ladner during the 2022-23 Sun Belt regular season championship season.

Adjusted Off. Efficiency Under Ladner

Year	Adj. O	Rank	Record
2019-20	94.4	313	9-22
2020-21	92.9	317	8-17
2021-22	94.0	327	7-26
2022-23	107.1	138	25-8
2023-24	101.3	263	16-16
2024-25	97.9	327	11-22

» Despite the offensive efficiency taking a dip, the offensive tempo was the highest it's ever been under Ladner. The Golden Eagles adjusted tempo rate last season was 71, which ranked 26th in the nation

Adjusted Tempo Efficiency Under Ladner

Year	Adj. T	NCAA Rank
2019-20	67.2	238
2020-21	67.4	218
2021-22	67.1	187
2022-23	68.6	107
2023-24	68.1	143
2024-25	71.0	26

THE MONTGOMERY IMPACT

» Sophomore Jett Montgomery had a freshman year that left many Golden Eagle fans excited for year two. Montgomery only averaged 3.3 points per game but his sharpshooting was impressive when he played, making 20 3-pointers. It was the best freshman season since Rashod Bolden averaged 6.8 points per game during the 2021-22 season

» He leads nearly every offensive category in terms of what the Golden Eagles return from last season. He enjoyed a pair 13-point games, with the most latter coming against Troy in a Sun Belt game

PORTAL CONNECTIONS RUN DEEP

» The portal connections between Golden Eagle players and coaches run deep this season. Associate head coach Win Case and Robert Cowherd were at Ole Miss together before joining forces in Hattiesburg

» Assistant coach Scott Moses and Tylik Weeks were at Southwest Mississippi together, while Weeks set the program record for scoring during their time in Summit

» Junior guard Isaac Taveras and redshirt junior forward IJ Ezuma both suites up at South Plains College last season, while sophomores Chandler Watts and Felipe Patino played together at Eastern Florida State College

THE VETERAN OF THE SQUAD

» In a poll conducted by FIU's Tyler Gallo, it was found that Curt Lewis is one of the oldest players in Division I. The Louisville, Ky. native was born May 19, 1999. Below is the full list:

Ramel Bethea, Green Bay - July 27, 1996

Nginyu Ngala, Kansas - April 3, 1999

Curt Lewis, Southern Miss - May 19, 1999

Olajuwon Ibrahim, FIU - May 26, 1999

Hunter Erickson, Hawaii - September 14, 1999

Bouna Kebe, Delaware - December 24, 1999

OLD GUY IN THE SUN BELT

» Head coach Jay Ladner heads into the 2025-26 season as the second-longest tenured coach in the Sun Belt. South Alabama head coach Richie Riley leads the 14-team group with eight seasons in Mobile

Coach	School	Year
Richie Riley	South Alabama	8
Jay Ladner	Southern Miss	7
Scott Cross	Troy	7
Dustin Kerns	App State	7
Terrence Johnson	Texas State	6
Jonas Hayes	Georgia State	4
Charlie Henry	Georgia Southern	3
Justin Gray	Coastal Carolina	2
Preston Spradlin	James Madison	2
Cornelius Jackson	Marshall	2
Mike Jones	Old Dominion	2
Ryan Pannone	Arkansas State	1
Quannas White	Louisiana	1
Phil Cunningham	ULM	1

BULLY BALL TAKES OVER

» Junior forward Tylik Weeks was named Sun Belt Player of the Week on Nov. 25. Weeks averaged 25.5 ppg and 6.5 rpg in wins over North Florida and UT Martin at the Pensacola Invitational

» Weeks scored 37 points in the North Florida win, going 15-23 from the floor. His efforts earned him tournament MVP along the way. He added 14 points in the UT Martin win

Southern Miss Sun Belt Player of the Week All-Time

Austin Crowley (Jan. 3, 2023)

DeAndre Pinckney (Jan. 10, 2023)

Andre Curbelo (Jan. 9, 2024)

Victor Iwuakor (Feb. 13, 2024)

Denijay Harris (Dec. 10, 2024)

Tylik Weeks (Nov. 25, 2025)



NCAA TOP-150

SUN BELT

2025-26 STAT RANKINGS

	STAT	NCAA	SBC
W-L%	.625	129	3
SCORING	80.9	124	2
SCORING DEFENSE	72.1	--	6
SCORING MARGIN	+8.8	132	2
REBOUNDS PER GAME	40.4	67	3
REBOUNDING MARGIN	+9.3	38	1
BENCH POINTS PER GAME	32.0	58	2
ASSISTS	13.5	--	7
ASSIST-TO RATIO	1.15	--	6
TURNOVER MARGIN	+1.0	--	5
STEALS	8.1	102	4
BLOCKED SHOTS	3.8	133	4
FIELD GOAL PCT.	.478	90	1
FIELD GOAL PCT. DEFENSE	.407	84	4
3-POINT FGS MADE	6.4	--	12
3-POINT FIELD GOAL PCT.	.323	--	9
3FG% DEFENSE	.358	--	12
FREE THROW PCT.	.716	--	8

INDIVIDUAL (ALL GAMES)**SCORING AVERAGE**

Tylik Weeks	18.3	82	1
Isaac Taveras	17.9	96	2

FIELD GOAL PERCENTAGE (MIN. 5.0 FGM/G)

Tylik Weeks	.568	76	2
Isaac Taveras	.551	98	4

FIELD GOALS

Isaac Taveras	59	31	1
---------------	----	----	---

3-POINT FIELD GOALS PER GAME

--

3-POINT FG PERCENTAGE (MIN. 2.5 FGM/G)

--

FREE THROW PERCENTAGE (MIN. 2.5 FTM/G)

Tylik Weeks	.829	--	8
-------------	------	----	---

ASSISTS PER GAME

--

STEALS PER GAME

Isaac Taveras	2.3	43	1
Tylik Weeks	1.6	--	7

BLOCKED SHOTS PER GAME

Tegra Izay	0.9	--	15
------------	-----	----	----

ASSIST-TO-TURNOVER RATIO

Dylan Brumfield	3.43	47	1
-----------------	------	----	---

DOUBLE-DOUBLES

Isaac Taveras	1	--	6
Djahi Binet	1	--	6

2025-26 SUN BELT STANDINGS (As of Dec. 4)

Team	CONFERENCE					OVERALL					
	Record	Pct.	H	A	Streak	Record	Pct.	H	A	N	Streak
South Alabama	0-0	.000	--	--	--	8-1	.889	2-0	3-1	3-0	W2
Arkansas State	0-0	.000	--	--	--	6-3	.667	4-0	2-3	--	W3
Marshall	0-0	.000	--	--	--	5-3	.625	3-1	2-2	--	L2
Southern Miss	0-0	.000	--	--	--	5-3	.625	2-0	1-3	2-0	W4
James Madison	0-0	.000	--	--	--	6-4	.600	4-0	1-4	1-0	W1
Coastal Carolina	0-0	.000	--	--	--	5-4	.556	3-0	1-4	1-0	L1
Texas State	0-0	.000	--	--	--	6-5	.545	6-0	0-3	0-2	L3
App State	0-0	.000	--	--	--	5-5	.500	4-1	1-3	--	W1
Georgia Southern	0-0	.000	--	--	--	5-5	.500	3-0	1-3	0-2	W2
Troy	0-0	.000	--	--	--	5-5	.500	1-1	3-3	--	L1
Old Dominion	0-0	.000	--	--	--	3-6	.333	3-0	0-6	--	L3
ULM	0-0	.000	--	--	--	2-6	.250	2-1	0-4	0-1	W1
Georgia State	0-0	.000	--	--	--	1-8	.111	1-1	0-5	0-2	L5
Louisiana	0-0	.000	--	--	--	1-8	.111	1-2	0-6	--	L7

WRITE YOUR RESUME

» Southern Miss built its schedule with no favors as it plays only three homes game prior to opening Sun Belt play in Hattiesburg on Dec. 18

» The Golden Eagles also have four Power Four Conference teams on the slate, including an Ole Miss team that finished No. 18 in the AP Poll last season. They also travel to Miami, who is only one season removed from appearing in the Final Four. The other two P4 opponents are South Carolina (away) and LSU (away)

» Ladner's squad also travels to Radford on Dec. 3, which will be part of the Miami road trip. The Highlanders have had recent success with a deep CBI run in 2023 and a NCAA Tournament First Four win in 2018 over LIU Brooklyn

» Southern Miss also plays a home-and-home with Grambling State, who went to the 2024 NCAA Tournament and picked up a First Four win over Montana State. The Tigers then lost Purdue, the eventual national championship runner-up

1,000 POINT SCORERS

» Austin Crowley became the last 1,000 point scorer to wear a Southern Miss jersey on Feb. 28, 2024 against South Alabama. In only his 63rd game with Southern Miss, he became the seventh-fastest player in program history to reach 1,000 career points

» No Golden Eagle has sniffed the 2,000 point mark since Clarence Weatherspoon in 1992. The eventual NBA draft pick finished his career with 2,130 points. That mark is second behind Nick Revon's 2,136 points

» Only 10 Southern Miss players have eclipsed the 1,000 point park since the century flipped in 2000.

21st CENTURY 1,000 POINT SCORERS

Player	Years	Total Points
Jeremy Wise	2006-07	1,691
R.L. Horton	2007-22	1,511
Courtney Beasley	2005-09	1,461
Cortez Edwards	2015-19	1,401
Tyler Stevenson	2018-22	1,203
Neil Watson	2011-14	1,157
LaDavius Draine	2017-21	1,133
Gary Flowers	2009-11	1,078
Craig Craft	2005-09	1,031
Austin Crowley	2022-24	1,023

SINGLE SEASON WINS

» Jay Ladner has now been part of a 20-win team as a player and coach. The '86-'87 team won 23 games, while Ladner's '22-'23 squad won 25 games. The 25 wins are tied for third-most in a single season in program history

SEASON WINS

2013-24	29*
1951-52	29
1952-53	27
2011-12	25
2022-23	25

Vacated due to NCAA violations*NO PLACE LIKE THE GREENHOUSE**

» The Greenhouse has been home to may big wins for Southern Miss over the years. In recent years, Ladner and the Golden Eagles have won 36 games at The Greenhouse since the start of the '22-'23 season.

SEASON RECORD

2022-23	15-0
2023-24	11-3
2024-25	9-6
2025-26	2-0
TOTAL	37-9

LEGENDS IN THE RAFTERS

» There have been plenty of legends that have donned the Black & Gold over the years. However, only three have been big enough legends to earn a spot in the rafters. On the women's side, only one has earned a spot in the rafters.

» M.K. Turk, Kay James and Joye Lee McNelis are the lone three coaches hanging in the rafters. James and Lee-McNelis were both legendary coaches on the women's side. A full list is below of players and coaches in the Reed Green Coliseum rafters

PLAYERS NO. YEARS PLAYED

Wendel Ladner	21	1968-70
Clarence Weatherspoon	35	1989-92
Nick Revon	55	1951-54
Janice Felder (WBB)	33	1990-94

COACHES YEARS COACHED

M.K. Turk	1976-96
Kay James (WBB)	1977-99
Joye Lee-McNelis (WBB)	

GOLDEN EAGLE CHARTABLES

CAREER GAMES PLAYED

	Games	Starts	Cons. Starts
Lewis	95	55	6
Binet	67	46	2
Izay	57	15	--
Diagne	42	1	--
Hart	39	28	--
Ezuma	35	1	--
Brandon	32	5	--
Carruth	35	3	--
Taveras	30	7	2
Cowherd	24	0	--
Weeks	7	6	2
Brumfield	48	48	8
Tramble	7	0	--
Patino	7	0	--
Paymon	7	2	--
*Lander	56	46	--
*Montgomery	23	0	--

DOUBLE-DIGIT POINTS

	Career	'25-26	Cons.
Hart	28	2	--
Lewis	34	2	1
Montgomery	2	--	--
Diagne	2	--	--
Taveras	12	8	8
Brumfield	34	2	1
Lander	32	--	--
Binet	22	3	3
Izay	4	1	--
Weeks	6	6	3
Tramble	1	1	--
Patino	1	1	--
Brandon	1	1	--

20-POINT SCORING GAMES

	Career	'25-26	Cons.
Hart	13	--	--
Brumfield	21	--	--
Lander	6	--	--
Binet	1	--	--
Taveras	2	2	--
Weeks	2	2	--

30-POINT SCORING GAMES

	Career	'25-26	Cons.
Hart	1	--	--
Lewis	3	--	--
Brumfield	1	--	--
Weeks	1	1	--

DOUBLE-DIGIT REBOUNDS

	Career	'25-26	Cons.
Hart	1	--	--
Lewis	5	--	--
Brumfield	1	--	--
Lander	3	--	--
Binet	10	1	1
Izay	2	--	--
Taveras	1	1	--

DOUBLE-DOUBLES

	Career	'25-26	Cons.
Lewis	5	--	--
Hart	1	--	--
Brumfield	1	--	--
Lander	3	--	--
Binet	7	1	1
Izay	1	--	--
Tavears	1	1	1

THIS DAY IN SOUTHERN MISS BASKETBALL HISTORY

DECEMBER

6

Southern Miss is 15-11 on Dec. 6, which includes the first-ever game played at Reed Green Coliseum. The Golden Eagles battled Louisiana on that day, with Southern Miss winning 71-69 at The Greenhouse. The last Dec. 6 game was against Florida State in 2016, which makes this the second-straight game against an ACC opponent on Dec. 6

RECORDS OF SOUTHERN MISS COACHES

NAME (SEASONS)	W	L	PCT.
A.B. Dillie (3)	29	14	.674
R.J. Slay (3)	9	7	.563**
B.B. O'Mara (1)	2	2	.500
O.V. Austin (2)	15	6	.714
Hershchel Bobo (4)	31	17	.653
W.B. Saunders (2)	12	13	.480
Allen Selby (2)	1	8	.111
Pooley Hubert (4)	21	30	.412
Reed Green (5)	24	37	.393**
J.D. Stonestreet (2)	14	15	.483
Jess Thompson (1)	6	10	.375
Lee Floyd (14)	246	148	.624
Chuck Finley (3)	39	42	.481
Fred Lewis (5)	89	38	.701
Jeep Clark (5)	41	85	.325
M.K. Turk (20)	301	266	.531
James Green (8)	123	109	.530
Larry Eustachy (8)	142	113	.557
Donnie Tyndall (2)	56	17	.767#
Doc Sadler (5)	56	94	.373@
Jay Ladner (7)	81	114	.415

** - No Team from 1916-18 and 1941-45
- All of Tyndall's wins were vacated by NCAA
@ - First six of Sadler's wins vacated

NAILBITERS

» Southern Miss has had several classics and the first of the '25-26 season was an OT loss at South Carolina. The Golden Eagles finished the 2024-25 season 5-7 in those games. Under Ladner, Southern Miss is 21-27 in tight games and won a Ladner-best six games during the 2023-25 season. Here is a full breakdown of games decided by 5 or fewer points since the start of the 2002-03 season

SEASON	W-L	PCT.	H	A	N
2002-03	5-4	.556	3-0	0-2	2-2
2003-04	4-2	.667	2-1	2-1	0-0
2004-05	4-4	.500	3-1	0-1	1-2
2005-06	3-5	.375	1-1	0-4	2-0
2006-07	5-5	.500	2-0	2-4	1-1
2007-08	0-2	.000	0-2	0-0	0-0
2008-09	3-4	.429	1-1	0-2	2-1
2009-10	5-6	.455	2-4	3-2	0-0
2010-11	4-6	.400	0-2	3-2	1-2
2011-12	10-3	.769	7-0	2-3	1-0
2012-13	8-2	.800	1-0	6-2	1-0
2013-14	2-2	.500	1-2	1-0	0-0
2014-15	4-2	.667	3-1	1-1	0-0
2015-16	2-5	.286	1-2	1-3	0-0
2016-17	2-4	.333	2-1	0-2	0-1
2017-18	2-1	.667	0-1	0-0	2-0
2018-19	7-6	.538	3-1	3-5	1-0
2019-20	2-6	.250	2-2	0-4	0-0
2020-21	2-3	.400	1-1	1-2	0-0
2021-22	2-4	.333	0-1	0-3	2-0
2022-23	4-2	.667	2-0	2-2	0-0
2023-24	6-4	.600	4-0	2-2	0-2
2024-25	5-7	.417	4-3	0-4	1-0
2025-26	0-2	.000	0-0	0-2	0-0
TOTAL	91-93	.493	44-23	29-59	18-11
LADNER	21-28	.429	13-7	5-19	3-2

LADNER MILESTONES

» Jay Ladner returned to his alma mater in 2019 and quickly felt that Eagle Fever again. The Hattiesburg native picked up his first Southern Miss win on Nov. 5, 2019 against Delta State. He earned his 50th win with Southern Miss in a 64-42 victory over William Carey on Nov. 6, 2023.
» Ladner picked up his 100th career win in a 67-64 win over UTSA in the Conference USA Tournament on March 8, 2022. It was also his first postseason win as head coach of the Golden Eagles

SOUTHERN MISS VS. AP TOP-25

» There's only been seven, but each one has counted for Southern Miss. Ranked teams the Golden Eagles have toppled include #20 Austin Peay, #18 Virginia Tech, #6 Alabama, #21 South Carolina, #15 Arkansas, #21 Marquette, #22 UCF and #19 James Madison. The win over the Dukes is Ladner's lone ranked win with Southern Miss as he is 1-5 against ranked foes

SOUTHERN MISS WINS VS. AP TOP-25 OPPONENTS

Southern Miss 79, #20 Austin Peay 75	Jan. 3, 1974
Southern Miss 69, #18 Virginia Tech 66	Feb. 22, 1986
Southern Miss 84, #6 Alabama 82	Nov. 30, 1990
Southern Miss 64, #21 South Carolina 58	Jan. 10, 1991
Southern Miss 63, #15 Arkansas 54	Nov. 18, 2000
Southern Miss 83, #21 Marquette 61	Jan. 16, 2004
Southern Miss 86, #22 UCF 69	Jan. 15, 2011
Southern Miss 81, #19 James Madison 71	Jan. 6, 2024

NEXT LEVEL GOLDEN EAGLES

PLAYER	TEAM	COUNTRY
Austin Crowley	Brose Baskets Bamberg	Germany
Donovan Ivory	Icon Sea Czarni Slupsk	Poland
Victor Iwuakor	Aguascalientes	Mexico
DeAndre Pickney	CS Valcea 1924	Romania
Tyler Stevenson	SCM Mozzart bet Timisoara	Romania
Victor Hart	Pioneros de Los Mochis	Mexico
Neftali Alvarez	Indios de Mayaguez	Puerto Rico
Cortez Edwards	Titanes	Dominican Repblc
Marcelo Perez	Puerto Varas	Chile
Quinton Campbell	NTD	Azerbaijani
Mo Arnold	Vllaznia	Albania
Felipe Haase	Capitanes de Ciudad	NBA G League
Michael Craig	Shinagawa City	Japan
Josimar Ayarza	Caribbean Storm Islands	Colombia
Nico Aguirre	Basquet Udec	Chile
Dwayne Davis	Trotamundos de Carabob	Venezuela
DeAntoni Gordon	KK Alkar	Croatia

GOLDEN EAGLES IN THE DRAFT

YEAR	PLAYER	TEAM	ROUND
1952	Jim Bishop	Minneapolis Lakers	--
1953	Tom Bishop	New York Knicks	4th
1954	Nick Revon	Minneapolis Lakers	6th
1955	Mickey Harrington	New York Knicks	12th
1961	Richie Goldberg	Philadelphia 76ers	6th
1970	Wendell Ladner	New Orleans Bucs	2nd
1984	Curtis Green	New York Knicks	3rd
1988	Randolph Keys	Cleveland Cavaliers	1st
1988	Derrek Hamilton	New Jersey Nets	3rd
1992	Clarence Weatherspoon	Philadelphia 76ers	1st

WHO? NEW FACES ALL AROUND

» Southern Miss has 14 newcomers on its roster, with just four returners from the 2024-25 team. That number registers as the most newcomers on a roster in Division I, per a poll from Baylor Athletics

School	Transfers
Southern Miss	14
Kansas City	12
La Salle	12
Stephen F. Austin	12
UCF	11
Xavier	11
Baylor	10
Indiana	10
IU Indy	10
Pacific	10
USC	10

PENSACOLA INVITATIONAL

» Southern Miss won the Pensacola Invitational on Nov. 22 and 23 after picking up wins over North Florida at UT Martin

» This is the sixth MTE the Golden Eagles have participated in under Ladner since he took over ahead of the 2019-20 season. Below is a full list of tournament locations and records

Season	Tournament	Record
2019-20	Battle 4 Atlantis	0-3
2021-22	Zootown Classic	2-1
2022-23	Cancun Challenge	2-0
2023-24	Jacksonville Classic	0-2
2024-25	Travelers Invitational	0-2
2025-26	Pensacola Invitational	2-0

» The tournament win was the second under Ladner after also winning the Cancun Challenge in 2022
 » Tylik Weeks was named tournament MVP, while Isaac Taveras and Djahi Binet were named All-Tournament Team

BENCH MADE. BENCH WON.

» In its 92-83 win over North Florida on Nov. 22, the Southern Miss bench scored 72 points. Tylik Weeks led the way with 37 points off the bench, while Isaac Taveras and Djahi Binet both finished in double figures

» At that time, it was the most against a Division I opponent in the NCAA and the 11th-most by a team this season. Below is the top 15 in terms of bench points in a single game as of Nov. 22

Bench	Team	Date	Opponent	Total Pts.
87	Jacksonville	11/06/2025	Trinity (FL)	132
86	Cal St. Fullerton	11/03/2025	Caltech	136
84	Southern Utah	11/11/2025	Bethesda (CA)	118
77	South Dakota	11/09/2025	Ozark Christian	121
76	LMU (CA)	11/03/2025	Lincoln (CA)	137
74	North Dakota	11/11/2025	Mayville St.	128
74	Hampton	11/06/2025	Mid-Atlantic Christ.	103
74	Purdue Fort Wayne	11/09/2025	Dominican (IL)	137
73	Quinnipiac	11/19/2025	CCNY	112
73	Tennessee Tech	11/10/2025	Virginia-Lynchburg	118
72	SOUTHERN MISS.	11/22/2025	NORTH FLORIDA	92
72	Austin Peay	11/03/2025	Bryan	128
71	Youngstown St.	11/10/2025	Penn St.-Shenango	115
71	North Dakota St.	11/12/2025	St. Scholastica	111
70	IU Indy	11/11/2025	IU Columbus	121
70	Miami (OH)	11/07/2025	Trinity Christian	129
70	Manhattan	11/04/2025	St. Joseph's (Brkln)	125
70	VMI	11/03/2025	JWU Charlotte	122
69	McNeese	11/10/2025	Biblical Stud. (TX)	132
69	Fordham	11/07/2025	Mt. St. Mary (NY)	106
69	Georgia	11/09/2025	Morehead St.	120

GOLDEN EAGLE CHARTABLES

LED SOUTHERN MISS IN SCORING

	'25-26	Career
Taveras	5	5
Weeks	4	4
Patino	1	1
Binet	1	1

LED SOUTHERN MISS IN REBOUNDING

	'25-26	Career
Binet	2	2
Weeks	2	2
Izay	1	2
Taveras	5	5

LED SOUTHERN MISS IN ASSISTS

	'25-26	Career
Izay	--	1
Weeks	2	2
Brumfield	3	3
Hart	2	2
Weeks	2	2
Taveras	1	1

2025-26 STARTING LINEUP RECORD

	'25-26
Carruth, Weeks, Taveras, Brumfield, Binet	1-1
Lewis, Weeks, Taveras, Brumfield, Binet	2-2
Lewis, Taveras, Brumfield, Paymon, Izay	1-0
Lewis, Brandon, Brumfield, Paymon, Izay	1-0

ACTIVE WIN/LOSS STREAKS

Overall	Win 4
vs. Unranked	Win 4
vs. Ranked Teams (AP)	Lost 1
at Home	Won 2
at Home vs. Sun Belt	Lost 4
At Home vs. Non-Conference	Won 3
At Home vs. Ranked Opponent	Won 1
On Road	Won 1
On Road vs. Sun Belt	Lost 4
On Road vs. Ranked Opponent	Lost 14
On Road vs. Unranked Opponent	Won 1
Neutral	Win 2
Neutral vs. Ranked Opponent	Lost 6
Neutral vs. Unranked Opponent	Win 2

MEDIA INFORMATION

GOLDEN EAGLE BASKETBALL HOTLINE

The Golden Eagle Hotline with head coach Jay Ladner airs weekly during the season from 6-7 p.m. during the season. John Cox, The Voice of the Golden Eagles, sits down with Ladner at Walk-On's in Hattiesburg.

HOTLINE RADIO AFFILIATES

Hattiesburg	FM	WXXR 104.5
Laurel	FM	WXXR 104.5
Columbia	FM	WFFF 96.7
Jackson	AM	WJDX 620
Lucedale	FM	WRBE 106.9
Lucedale	AM	WRBE 1440
McComb	FM	WAKH 105.7
Meridian	AM	WMER 1390
Meridian	AM/FM	WMER 93.1/1390
Biloxi	FM	WBUV 104.9
Greenwood	AM/FM	WBZL 103.3
Vicksburg	FM	KLSM 104.5

PRE-GAME PRESS CONFERENCE

Southern Miss men's basketball will hold a weekly press conference during the season to preview upcoming games. Media members will receive a weekly media schedule during the season with dates and times.

MEN'S BASKETBALL RADIO AFFILIATES

Meridian	FM	WMER 93.1
Greenwood	FM	WBZL 103.3
Columbia	FM	WFFF 96.7
Hattiesburg	FM	WXXR 104.5
Jackson	AM	WJDX 620
McComb	FM	WAKH 105.7

BENCH POINTS SINCE 2005 (*LADNER ERA)

YEAR	AVG.	PTS	GAMES
2025-26*	32.0	256	8
2024-25*	19.4	641	33
2023-24*	14.7	470	32
2022-23*	15.5	511	33
2021-22*	15.4	509	33
2020-21*	15.2	380	25
2019-20*	12.2	378	31
2018-19	25.3	835	33
2017-18	18.6	633	34
2016-17	20.0	621	31
2015-16	21.7	629	29
2014-15	12.4	359	29
2013-14	23.6	851	36
2012-13	20.5	759	37
2011-12	17.3	552	32
2010-11	18.8	600	32
2009-10	17.8	604	34
2008-09	5.8	184	32
2007-08	19.3	636	33
2006-07	23.0	712	31
2005-06	20.9	649	31

In 2013-14, Southern Miss averaged 23.6 bench points per game. That mark ranked fourth in CUSA

AP POLL (Week 5)

1	Purdue (40)	7-0	1494
2	Arizona (6)	7-0	1442
3	Michigan (15)	7-0	1417
4	Duke	8-0	1355
5	UConn	6-1	1244
6	Louisville	7-0	1177
7	Michigan State	7-0	1095
8	Houston	7-1	1070
9	BYU	6-1	1037
10	Iowa State	7-0	975
11	Gonzaga	7-1	934
12	Alabama	5-2	869
13	Tennessee	7-1	771
14	Illinois	6-2	657
15	Florida	5-2	568
16	North Carolina	6-1	519
17	Vanderbilt	8-0	475
18	Kentucky	5-2	451
19	Texas Tech	6-2	387
20	Auburn	6-2	376
21	Kansas	6-2	340
22	Indiana	7-0	313
23	St. John's	4-3	200
24	USC	7-0	145
25	Arkansas	5-2	127

Receiving Votes: Iowa 99, UCLA 59, Nebraska 52, TCU 35, Missouri 28, Utah State 16, Saint Mary's 15, Baylor 13, SMU 12, Oklahoma State 12, Clemson 10, LSU 7, Seton Hall 6, Wisconsin 6, NC State 5, Wake Forest 3, California 2, George Mason 1, Buffalo 1, Colorado 1

Coaches Poll (Week 5)

1	Purdue (21)	7-0	762
2	Michigan (6)	7-0	721
3	Arizona (3)	7-0	709
4	Duke (1)	8-0	696
5	UConn	6-1	608
6	Louisville	7-0	600
7	Houston	7-1	588
8	Michigan State	7-0	531
9	Iowa State	7-0	502
10	BYU	6-1	493
11	Gonzaga	7-1	480
12	Alabama	5-2	428
13	Tennessee	7-1	377
14	Florida	5-2	313
15	Illinois	6-2	312
16	Vanderbilt	8-0	268
17	North Carolina	6-1	230
18	Kentucky	5-2	222
19	Texas Tech	6-2	192
19	Indiana	7-0	192
21	Kansas	6-2	154
22	St. John's	4-3	129
23	Arkansas	5-2	119
24	Auburn	6-2	104
25	Iowa	7-0	69

Receiving Votes: USC 56, UCLA 33, Nebraska 31, Missouri 28, Saint Mary's 20, Baylor 19, NC State 16, Virginia 14, LSU 14, Butler 9, Clemson 9, Ole Miss 8, TCU 5, SMU 4, Utah State 4, Wisconsin 4, Oklahoma State 1, Colorado 1

Mid-Major Poll (Week 5)

1	Gonzaga (28)	7-1	771
2	Saint Mary's (1)	8-1	743
3	Yale (1)	7-1	675
4	Miami	6-0	620
5	Belmont (1)	8-0	589
6	High Point	7-1	583
7	Santa Clara	7-1	568
8	Buffalo	8-0	529
9	Akron	6-2	517
10	Northern Iowa	6-1	427
11	UC San Diego	7-0	407
12	Liberty	5-2	392
13	California Baptist	7-0	367
14	Kent State	7-1	353
15	UNCW	7-1	335
16	McNeese	6-1	298
17	New Mexico State	6-0	252
18	Illinois State	6-2	233
19	Northern Co.	7-1	206
20	San Francisco	5-3	147
21	South Alabama	7-1	129
22	UCSB	6-2	117
23	LMU	7-2	98
24	Towson	5-3	94
25	Kennesaw State	5-3	70

Receiving Votes: St. Thomas (MN) 68, Utah Valley 47, Hawaii 43, Seattle 38, Murray State 36, ETSU 34, Troy 33, Western Kentucky 29, Bradley 23, Columbia 21, William & Mary 20, Arkansas State 18, Central Connecticut State 17, Stephen F Austin 17, Vermont 17, Quinnipiac 14, Marshall 11, Montana 8, UC Irvine 8, Oakland 7, Cornell 6, Toledo 6, Winthrop 6, Lamar 5, Hofstra 4, **Southern Miss 4**, UC Davis 4, Siena 3, Stony Brook 3, Robert Morris 2, Marist 1, Sam Houston 1, UT Arlington 1

UP NEXT



GRAMBLING

Monday, Dember 8
Reed Green Coliseum
7 p.m. (ESPN+)

Southern Miss returns to The Greenhouse for the first time since Dec. 18. It's the first of a three-game homestand that includes SBC basketball

Southern Miss and Grambling met on Nov. 13, with the Tigers winning 75-70 in Grambling.

THE GREENHOUSE EFFECT

» BIG REED GREEN COLISEUM WINS

Dec. 6, 1965 - Southern Miss 71, Louisiana 69
First game at Reed Green Coliseum

Feb. 21, 1968 - Southern Miss 109, Samford 90
Berlin Ladner scored 45 points to set single game record

Feb. 9, 1970 - Southern Miss 103, Pan American 78
Wendell Ladner grabbed a program record 32 rebounds after having 31 earlier in the season

March 12, 1981 - Holy Cross 56, Southern Miss 54
First-ever postseason appearance for Southern Miss. There was a sellout crowd to watch the NIT game

Dec. 6, 1982 - Southern Miss 50, Tulane 48
First Metro Conference win in program history

Dec. 6, 1983 - Southern Miss 55, Mississippi State 48
James Williams had 20 points and 11 rebounds

Jan. 16, 1987 - Southern Miss 127, Virginia Tech 102
The highest scoring game in Reed Green Coliseum history. Randolph Keys scored 31 points

March 13, 1987 - Southern Miss 93, Ole Miss 75
John White scored 21 points as Southern Miss beat the Rebels in the first round of its NIT Championship run

Jan. 11, 1988 - Southern Miss 91, Kansas State 89 (OT)
K-State missed a game-winning free throw to force OT. John White scored 25 points & Randolph Keys 17

Jan. 28, 1988 - #25 Southern Miss 95, Louisville 92
Trailed at halftime before rallying before a sellout crowd on ESPN. The Golden Eagles moved to 15-2

Feb. 10, 1990 - Southern Miss 86, Memphis 82
Southern Miss led by 12 at the half. Russell Johnson had 19 points and 10 assists

March 3, 2001 - Southern Miss 83, South Florida 77
First Conference USA regular season win

Jan. 11, 2003 - Southern Miss 84, Memphis 67
Trailed John Calipari and Memphis before outscoring the Tigers 55-32 in the second half

Jan. 1, 2007 - Southern Miss 56, Auburn 54
Courtney Beasley hit a game-winner with 3.2 seconds on the clock. The Golden Eagles moved to 10-2

Dec. 17, 2011 - Southern Miss 86, Ole Miss 82
Neil Watson recorded a double-double to beat the in-state foe in their first meeting at RGC since 1994

Feb. 1, 2012 - Southern Miss 75, Memphis 72
Made eight free throws over the final 2:30 to snap an 18-game losing streak against Memphis

Jan. 26, 2019 - Southern Miss 101, Marshall 51
Knocked off the reigning CUSA champs and NCAA Tournament R32 team. The Herd were leading the league in every offensive category at the time

Feb. 9, 2023 - Southern Miss 82, Louisiana 71
First sellout crowd since 2008 and the fifth-largest crowd ever at RGC

Jan. 6, 2024 - Southern Miss 81, #19 James Madison 71
Southern Miss won its third ranked game in program history inside RGC. It was the 7th ranked win overall



REED GREEN COLISEUM

- » The 2025-26 season marks the 61st year of Southern Miss men's basketball at Reed Green Coliseum
- » The venue officially opened on Dec. 6, 1966 as the Golden Eagles knocked off Louisiana in the first game at The Greenhouse
- » The Golden Eagles play home games in the beautiful and spacious 8,095 seat Reed Green Coliseum, named fittingly for a man who for 44 years was a player, coach and athletic director, served the cause of intercollegiate athletics at his alma mater – Reed Green

PACKED OUT BACK IN THE DAY

» Over a 10-year span from 1980-1990, Reed Green Coliseum saw some of its largest crowds for a single season those years. Below is a full list of the top five crowds for a single season at the Coliseum

Year	Total Home Att.	Avg. Att./Games
1. 1987-88	105,902	7,564/14
2. 1990-91	84,493	7,041/12
3. 1989-90	76,730	6,394/12
4. 1991-92	69,420	5,785/12
5. 1980-81	79,794	5,700/14

» For the first time since March 1, 2008, Southern Miss soldout Reed Green Coliseum when it hosted Louisiana on Feb. 9, 2023. The announced attendance of 8,097 was the fifthlargest crowd in program history.

» Below is a list of the top single-game crowds at Reed Green Coliseum

Crowd	Opponent	Date
1. 8,961	Missouri-St. Louis	Nov. 28, 1981
2. 8,356	Louisville	Jan. 30, 1984
3. 8,237	Tulane	Feb. 7, 1981
4. 8,129	Memphis	Mar. 1, 2008
5. 8,097	vs. Louisiana	Feb. 9, 2023
6. 8,095	12 times	

Last: vs. Mississippi State Dec. 16, 1995

QUICK FACTS

Opened	Dec. 6, 1966
Capacity	8,095
Original Cost	\$1.5 Million
Student Section	Nasty Nest
Building	Reed Green Coliseum
All-Time Record	533-245
Sun Belt Record	20-7
Record vs. Top-25	3-24
Record under Ladner	54-34

105,902

Southern Miss had 105,902 fans come through the doors at Reed Green Coliseum during the 1987-88 season. It's the most in a single season since the doors opened in 1966

8,095

The capacity of Reed Green Coliseum is 8,095. It ranks ninth in the Sun Belt and ranks close to App State, Old Dominion and James Madison. Only four Sun Belt schools have arenas that seat at least 10,000

61

Reed Green Coliseum celebrates its 61st season this year. The Golden Eagles celebrated 60 years during the 2024-25 season in conjunction with the women's basketball program

3

Three retired jerseys currently hang in the rafters in Reed Green Coliseum: Nick Revon, Clarence Weatherspoon and Wendell Ladner



HEAD COACH JAY LADNER

SOUTHERN MISS, '88
Seventh Season at Southern Miss
35th Season Overall | 14th Season in College



2023
COACH OF THE YEAR

SOUTHERN MISS

» Was hired at his alma mater on April 19, 2019. In his first season back in Hattiesburg, Ladner played the 13th-toughest non-conference schedule according to KenPom, including three consecutive games against No. 7 Gonzaga, No. 13 Seton Hall and Alabama in the Battle 4 Atlantis

» After a couple roller coaster seasons, Ladner brought Dub City back to its glory days as he guided the Golden Eagles to the 2022-23 Sun Belt Regular Season Championship

» He also guided Southern Miss to a 15-0 mark at Reed Green Coliseum that included a sold out crowd against Louisiana (8,097). From 2022-24, Southern Miss is 26-3 at The Greenhouse

» During Southern Miss' title season, Ladner was named the Sun Belt Coach of the Year, a Lou Henson Coach of the Year Finalist and NABC District 23

Coach of the Year. He also helped Austin Crowley earn Sun Belt Newcomer of the Year, Lou Henson All-American Finalist, Howell Trophy Finalist and All-NABC District 23 First Team

» Southern Miss pulled off one of the biggest upsets in program history when they defeated then-No. 19 James Madison 81-71 on Jan. 6, 2024. It was arguably Ladner's biggest win at Southern Miss since defeating Vanderbilt on the road to open the 2022-23 season

» The Golden Eagles head into year six under Ladner and have high marks as they bring in a heralded transfer class that included Denijay Harris. Harris played for Arkansas last season after Ladner played a vital role in the development of the Columbus High School product

SOUTHEASTERN LOUISIANA

» Ladner broke into the NCAA Division ranks during the 2014 season when he took over as head coach in Hammond, America

» The Lions went from nine wins during his first season in 2014-15 to 22 wins in year four. Year two and three included 12 and 16 wins, respectively. The 2017-18 team that won 22 games finished in a tie for first in the regular season standings in the Southland Conference

» The 2017-18 team earned a bid to the NIT where it ultimately fell at St. Mary's in the first round

» Ladner's first collegiate win was a 86-68 win against Tennessee Tech on Nov. 26, 2014. Heading into his 10th year of coaching, Ladner is at 141 career wins between Southeastern Louisiana and Southern Miss

» Ladner's championship team reached the 20-win mark for the first time since 2005 and the third in the schools Division I era.

» The 2018-19 team featured two First Team All-Southland performers in Marlin Veal and Moses Greenwood. It was just the third time in program history that two Lions earned that distinction

» Ladner mentored eight all-conference players during his five years

» On Jan. 27, 2018, Ladner picked up his 50th career win in a 67-63 victory over Nicholls

» The 2017-18 team ended the regular season on a eight-game winning streak after rattling off 11 wins over the final 13 games

PERSONAL FILE

» Ladner's coaching credentials feature a 511-189 record in the high school ranks from St. Stanislaus and Oak Grove High School. He led St. Stanislaus to 10 state tournament appearances, including the 2011 state title for which he was named the Mississippi Association Coaches Coach of the Year

» Ladner was a member of the fames Southern Miss NIT Championship team under head coach M.K. Turk, who Ladner lists as one of his biggest idols. The team beat Ole Miss, Saint Louis, Vanderbilt, Nebraska and La Salle en route to the title inside Madison Square Garden

» Ladner took his talents to the collegiate ranks, spending the 2012-14 season at Jones College where they won the 2013-14 NJCAA National Championship. That

team became the first Mississippi junior college to win a national title

» The Hattiesburg native received his bachelor's degree in pre-medicine/biology, with a minor in chemistry, from Southern Miss in 1988

» Ladner played baseball for the Golden Eagles during the 1985 and 1986 seasons and played basketball from 1984-88. Upon graduation, he entered the pharmaceutical sales business, covering the Mississippi Gulf Coast out to Covington, La., before beginning his highschool coaching career at St. Stanislaus in 1992. He received his master's degree in educational administration from Southern Miss in 1999

THE LADNER FILE

Experience	Seventh at Southern Miss
Date Hired	April 19, 2019
Birthdate	December 8
Hometown	Hattiesburg, Miss.
Wife	Jennifer
Children	Chelsea, Luke

EDUCATION

Bachelor's	Southern Miss, 1988
Master's	Southern Miss, 1999

COACHING EXPERIENCE

- » Head Coach, St. Stanislaus HS (1991-2011)
- » Head Coach, Oak Grove HS (2011-12)
- » Head Coach, Jones College (2012-14)
- » Head Coach, Southeastern Louisiana (2014-19)
- » Head Coach, Southern Miss (2019-present)

COACHING HONORS

- » 2011 MAC Coach of the Year
- » 2011 MHSAA State Champions
- » 2014 NJCAA National Champions
- » 2018 Southland Regular Season Champions
- » 2023 Sun Belt Coach of the Year
- » 2023 NABC District 23 Coach of the Year
- » 2023 Lou Henson Coach of the Year (finalist)
- » 2023 Sun Belt Regular Season Champions

YEAR-BY-YEAR HEAD COACH RECORD

YEAR	SCHOOL	REC. (CONF./FINISH)	POSTSEASON
2014-15	Southeastern	9-23 (6-12 / 10th)	
2015-16	Southeastern	12-21 (9-9 / 6th)	
2016-17	Southeastern	16-16 (9-9 / 7th)	
2017-18	Southeastern	22-12 (15-3 / 1st)	NIT First Round
2018-19	Southeastern	17-16 (12-6 / 13rd)	
TOTAL	FIVE SEASONS	76-88 (51-39)	
2019-20	Southern Miss	9-22 (5-13 / 13th)	
2020-21	Southern Miss	8-17 (4-13 / 7thW)	
2021-22	Southern Miss	7-26 (1-17 / 7thW)	
2022-23	Southern Miss	25-8 (14-4 / 1st)	NIT First Round
2023-24	Southern Miss	16-16 (9-9 / 6th)	
2024-25	Southern Miss	11-22 (5-13 / 12th)	
2025-26	Southern Miss	5-3 (0-0 / --)	
TOTAL	7 SEASONS	81-114 (38-70)	
CAREER	12 SEASONS	157-202 (89-68)	

LADNER VS. THEM ALL

OPPONENT	W-L	PCT.
Abilene Christian	8-4	.667
Akron	0-1	.000
Alabama	0-1	.000
Alabama State	1-1	.500
App State	1-0	1.000
Arkansas - Pine Bluff	0-1	.000
Arkansas State	3-3	.500
Ball State	1-0	1.000
Bowling Green	1-0	1.000
Bradley	0-1	.000
Buffalo	0-1	.000
California	0-1	.000
California Baptist	0-1	.000
California State Fullerton	0-1	.000
Centenary	1-0	1.000
Central Arkansas	7-4	.636
Central Florida	0-2	.000
Charlotte	1-1	.500
Cincinnati	0-1	.000
Coastal Carolina	2-1	.667
Colorado State	0-1	.000
Delta State	1-0	1.000
East Carolina	0-1	.000
Florida A&M	1-1	.500
Florida Atlantic	1-4	.200
Florida International	2-1	.667
Florida State	0-1	.000
Gardner-Webb	0-1	.000
Georgia Southern	2-2	.500
Georgia State	2-0	1.000
Georgia Tech	0-1	.000
Gonzaga	0-2	.000
Grambling State	0-3	.000
Houston Christian	4-3	.571
Incarinate Word	4-1	.800
Iowa State	0-1	.000
Jackson State	1-1	.500
Jacksonville	0-2	.000
James Madison	2-1	.667
Kent State	1-0	1.000
Lamar	8-4	.667
Langston	1-0	1.000
Liberty	1-0	1.000
Louisiana	3-6	.333
Louisiana College	1-0	1.000
Louisiana Tech	0-7	.000
Loyola New Orleans	5-0	1.000
LSU	0-1	.000
Marshall	1-4	.200
Maryland - Eastern Shore	1-0	1.000
McNeese	7-5	.583
Middle Tennessee	2-4	.333
Millsaps	1-0	1.000
Milwaukee	2-0	1.000
Mississippi College	1-0	1.000
Mississippi Valley State	1-1	.500
Mobile	1-0	1.000
Montana	1-1	.500
Montana State	0-1	.000
Nebraska	0-2	.000
New Orleans	7-4	.636
Nicholls	6-4	.600
North Florida	1-2	.333
North Texas	0-6	.000
Northwestern State	7-5	.583
Notre Dame	0-1	.000
Oklahoma	0-1	.000
Oklahoma State	0-1	.000
Old Dominion	1-4	.200
Ole Miss	0-3	.000

Purdue Fort Wayne	1-0	1.000
Radford	1-0	1.000
Rice	1-6	.143
Saint Mary's	0-1	.000
Sam Houston State	1-5	.167
Samford	1-0	1.000
Seton Hall	0-1	.000
South Alabama	1-9	.100
South Carolina	0-1	.000
South Dakota State	0-2	.000
South Florida	0-1	.000
Southeast Missouri State	0-1	.000
Southeastern Baptist	1-0	1.000
Southern	1-1	.500
Southern Illinois	1-1	.500
Southern - New Orleans	1-0	1.000
Stephen F. Austin	1-5	.167
Stetson	1-0	1.000
Tennessee Tech	1-1	.500
TCU	0-2	.000
Texas A&M	0-1	.000
Texas A&M - Corpus Christi	1-4	.200
Texas State	4-3	.571
Texas Tech	0-2	.000
Toledo	0-1	.000
Tougaloo	2-0	1.000
Troy	3-3	.500
Tulane	1-6	.143
UAB	2-6	.250
UC San Diego	1-0	1.000
ULM	5-4	.556
UNC Wilmington	1-0	1.000
UNLV	0-1	.000
Utah Valley	0-1	.000
UTEP	2-6	.250
UT Martin	1-0	1.000
UTSA	2-4	.333
Vanderbilt	1-0	1.000
Valparaiso	0-1	.000
Xavier (La.)	2-0	1.000
Western Illinois	0-1	.000
Western Kentucky	0-2	.000
Western Michigan	1-0	1.000
William Carey	8-0	1.000
Winthrop	2-0	1.000

VS. SUN BELT TEAMS

OPPONENT	W-L	PCT.
App State	1-1	.500
Arkansas State	3-3	.500
Coastal Carolina	2-1	.667
Georgia Southern	2-2	.500
Georgia State	2-0	1.000
James Madison	2-1	.667
Louisiana	3-6	.333
Marshall	1-4	.200
Old Dominion	1-4	.200
South Alabama	1-9	.100
Texas State	4-3	.571
Troy	3-3	.500
ULM	5-4	.556
TOTAL	30-39	.435

NOTABLE WINS

Nov. 26, 2014 - Hammond, La.

SLU 86, Tennessee Tech 68
First win as head coach

Jan. 27, 2018 - Thibodaux, La.

SLU 67, Nicholls 63
50th win of coaching career

March 8, 2022 - Frisco, Texas

USM 67, UTSA 64
100th win of coaching career
First postseason win at Southern Miss

Feb. 9, 2023 - Hattiesburg, RGC

USM 82, Louisiana 71
First sellout at Reed Green Coliseum since 2011

Feb. 24, 2023 - San Marcos, Texas

USM 79, Texas State 69
Clinched Sun Belt Regular Season Title

Jan. 25, 2025 - Lafayette, La.

USM 67, Louisiana 59
150th win of coaching career

LADNER ERA SUPERLATIVES

MOST POINTS

1.	104	Loyola New Orleans	Nov. 12, 2024
2.	103	Mobile	Nov. 27, 2022
3.	100	Southeastern Baptist	Jan. 19, 2022
4.	96	Tougaloo	Dec. 21, 2019
5.	95	Lamar	Dec. 10, 2022

FEWEST POINTS ALLOWED

1.	42	William Carey	Nov. 6, 2023
2.	46	Xavier (La.)	Nov. 15, 2023
3.	48	at Vanderbilt	Nov. 11, 2022
4.	50	Southeastern Baptist	Jan. 19, 2022
5.	52	vs. Winthrop	Nov. 11, 2022

MOST POINTS IN A HALF

1.	57	VS. NORTH FLORIDA	NOV. 22, 2023
	57	Southeastern Baptist	Jan. 19, 2022
3.	53	Mobile	Nov. 27, 2022
4.	52	TOUGALOO	NOV. 6, 2025
	52	Loyola New Orleans	Nov. 12, 2024
	52	William Carey	Nov. 9, 2021

FEWEST POINTS ALLOWED IN A HALF

1.	18	vs. Winthrop	Nov. 22, 2022
2.	19	William Carey	Nov. 6, 2023
3.	20	Xavier (La.)	Nov. 15, 2023
	20	William Carey	Nov. 7, 2022
	20	at Lamar	Dec. 15, 2020

MOST FIELD GOALS MADE

1.	41	Loyola New Orleans	Nov. 12, 2024
	41	Mobile	Nov. 27, 2022
3.	40	Southeastern Baptist	Jan. 19, 2022
4.	38	Delta State	Nov. 5, 2019
5.	37	VS. NORTH FLORIDA	NOV. 22, 2023

MOST FIELD GOALS ATTEMPTED

1.	79	Texas State	Jan. 11, 2025
2.	75	at South Dakota State	Nov. 20, 2024
3.	72	Loyola New Orleans	Nov. 12, 2024
	72	Middle Tennessee	Jan. 16, 2021
5.	71	at Texas State	Jan. 18, 2025

HIGHEST FIELD GOAL PERCENTAGE

1.	.625	vs. UNC Wilmington	Nov. 24, 2021
2.	.604	at FIU	Feb. 19, 2021
3.	.594	Mobile	Nov. 27, 2022
4.	.580	Southeastern Baptist	Jan. 19, 2022
5.	.578	VS. NORTH FLORIDA	NOV. 22, 2023

LOWEST FG PERCENTAGE ALLOWED

1.	.263	WILLIAM CAREY	NOV. 18, 2025
2.	.279	at McNeese	Dec. 13, 2023
3.	.291	South Dakota State	Nov. 22, 2023
4.	.295	Middle Tennessee	Jan. 15, 2021
5.	.306	Western Michigan	Feb. 10, 2024

3-POINT FG MADE

1.	15	South Alabama	Dec. 12, 2020
2.	14	at Lamar	Dec. 13, 2022
	14	McNeese	Dec. 18, 2022
4.	13	TOUGALOO	NOV. 6, 2025
	13	South Alabama	Feb. 26, 2025
	13	Loyola New Orleans	Nov. 12, 2024
	13	at Coastal Carolina	Jan. 24, 2024

3-POINT FG ATTEMPTED

1.	42	at Lamar	Dec. 13, 2022
2.	35	South Alabama	Feb. 26, 2025
3.	34	TOUGALOO	NOV. 6, 2025
	34	at South Alabama	Jan. 15, 2025
	34	South Alabama	Dec. 12, 2020

HIGHEST 3-POINT FG% (10 ATT)

1.	.563	vs. Abilene Christian	Nov. 25, 2024
2.	.526	at Old Dominion	Jan. 4, 2025
3.	.522	at Milwaukee	Nov. 25, 2023
4.	.500	vs. Old Dominion	Feb. 7, 2024
	.500	vs. Utah Valley	Nov. 19, 2023
	.500	FUI	Feb. 15, 2020
	.500	vs. Gonzaga	Nov. 27, 2019

FREE THROWS MADE

1.	27	AT RADFORD	DEC. 3, 2025
2.	25	Coastal Carolina	Feb. 20, 2025
	25	No. 19 James Madison	Jan. 6, 2024
	25	Tougaloo	Dec. 21, 2019
5.	24	at Arkansas State	Jan. 31, 2014

FREE THROWS ATTEMPTED

1.	42	Coastal Carolina	Feb. 20, 2025
2.	35	Tougaloo	Dec. 21, 2019
3.	33	No. 19 James Madison	Jan. 6, 2024
4.	32	AT RADFORD	DEC. 3, 2025
	32	vs. Abilene Christian	Nov. 25, 2024
	32	Old Dominion	Feb. 7, 2024

HIGHEST FREE THROW % (10 ATT)

1.	.950	AT BUFFALO	NOV. 3, 2025
2.	.944	at UAB	Feb. 10, 2022
3.	.929	at James Madison	Jan. 2, 2025
	.929	at Arkansas State	Jan. 14, 2023
	.929 mnj	vs. Florida Atlantic	March 9, 2022

REBOUNDS

1.	57	William Carey	Nov. 6, 2023
2.	52	TOUGALOO	NOV. 6, 2025
	52	Loyola New Orleans	Nov. 12, 2024
4.	50	Texas State	Jan. 11, 2025
	50	Arkansas State	Jan. 17, 2024

ASSISTS

1.	27	Delta State	Nov. 5, 2019
2.	25	at Ball State	Feb. 8, 2025
	25	Southeastern Baptist	Jan. 19, 2022
	24	Rice	Jan. 18, 2020
4.	23	Four times	
	Last	South Alabama	Feb. 26, 2025

STEALS

1.	21	Lamar	Dec. 10, 2022
2.	15	AT GRAMBLING STATE	NOV. 13, 2025
	15	Xavier (La.)	Nov. 15, 2023
	15	William Carey	Nov. 7, 2022
5.	13	Six times	
	Last	at South Dakota State	Nov. 20, 2024

BLOCKS

1.	10	Bowling Green	Nov. 4, 2024
	10	at ULM	Jan. 11, 2024
3.	9	WILLIAM CAREY	NOV. 18, 2025
	9	Lamar	Dec. 17, 2024
	9	Arkansas State	Jan. 17, 2024
6.	8	Four times	
	Last	Texas State	Jan. 11, 2025

FEWEST TURNOVERS

1.	4	at Arkansas State	Jan. 31, 2024
	4	Montana	Nov. 29, 2022
3.	5	vs. Coastal Carolina	March 1, 2025
	5	at App State	Feb. 5, 2025
	5	Middle Tennessee	Jan. 15, 2021
5.	6	Arkansas State	Jan. 26, 2023
	6	at Rice	Feb. 6, 2021

****BOLD DENOTES CURRENT SEASON**

INDIVIDUAL TOPS UNDER LADNER

POINTS

1.	37	TYLIK WEEKS VS. NORTH FLORIDA	NOV. 22, 2025
2.	32	Denijay Harris vs. William Carey	Dec. 30, 2024
		Donovan Ivory at Milwaukee	Nov. 25, 2023
		Tae Hardy vs. FAU	Feb. 27, 2021
5.	31	Victor Iwuakor vs. Western Michigan	Feb. 10, 2024
6.	30	Austin Crowley vs. Old Dominion	Feb. 7, 2024
		Austin Crowley vs. App State	Dec. 31, 2022
		Tae Hardy vs. William Carey	Nov. 9, 2021

FIELD GOALS MADE

1.	15	TYLIK WEEKS VS. NORTH FLORIDA	NOV. 22, 2025
2.	13	Denijay Harris vs. William Carey	Dec. 30, 2024
		Tyler Stevenson vs. Southeastern Baptist	Jan. 19, 2022
4.	12	5 tied: Most Recent	
		Victor Iwuakor vs. Western Michigan	Feb. 10, 2024

FIELD GOALS ATTEMPTED

1.	27	Walyn Napper at Rice	Feb. 26, 2022
2.	23	TYLIK WEEKS VS. NORTH FLORIDA	NOV. 22, 2025
		Jaron Pierre Jr. vs. Rice	Jan. 29, 2022
4.	22	ISAAC TAVERAS AT GRAMBLING	NOV. 13, 2025
5.	21	5 tied: Most Recent	
		Austin Crowley vs. Arkansas State	Jan. 17, 2024

FIELD GOAL PERCENTAGE (10 ATTEMPTS)

1.	.917	Rashad Bolden vs. UNC Wilmington	Nov. 24, 2021
2.	.909	Leonard Harper-Baker at FIU	Jan. 31, 2019
3.	.846	Tyler Stevenson vs. William Carey	Dec. 2, 2020
4.	.769	Tyler Stevenson vs. FIU	Feb. 15, 2020
5.	.765	Tyler Stevenson vs. Southeastern Baptist	Jan. 19, 2022

THREE-POINT FIELD GOALS MADE

1.	7	Jaron Pierre Jr. vs. Rice	Jan. 29, 2022
2.	6	10 tied: Most Recent	
		FELIPE PATINO VS. TOUGALOO	NOV. 6, 2025

FREE THROWS MADE

1.	13	Denijay Harris vs. Arkansas State	Jan. 29, 2025
2.	10	Neftali Alvarez vs. Abilene Christian	Nov. 25, 2024
		Felipe Haase at Texas State	Feb. 24, 2023
		Isaih Moore vs. UAB	March 2, 2022
		Tyler Stevenson vs. UTEP	Jan. 1, 2021

REBOUNDS

1.	23	Denijay Harris vs. William Carey	Dec. 30, 2024
2.	20	Denijay Harris vs. Alabama State	Dec. 5, 2024
3.	18	Denijay Harris vs. ULM	Jan. 9, 2025
4.	17	Denijay Harris vs. Louisiana	Feb. 22, 2025
5.	16	Denijay Harris vs. Texas State	Jan. 11, 2025
	16	Leonard Harper-Baker vs. Charlotte	Feb. 1, 2020

ASSISTS

1.	12	Andre Curbelo at Ball State	Feb. 8, 2025
2.	11	Andre Curbelo vs. Georgia State	Jan. 4, 2024
		Gabe Watson vs. FIU	Feb. 15, 2020
		Walyn Napper vs. Western Kentucky	Feb. 14, 2022
5.	10	Neftali Alvarez vs. South Alabama	Feb. 26, 2025
		Austin Crowley vs. Western Michigan	Feb. 10, 2024
		Jay Malone vs. Delta State	Nov. 5, 2019
		Leonard Harper-Baker vs. Charlotte	Feb. 1, 2020

STEALS

1.	6	ISAAC TAVERAS AT GRAMBLING	NOV. 13, 2025
		Andre Curbelo at South Dakota State	Nov. 20, 2024
		Austin Crowley vs. Winthrop	Nov. 22, 2022
4.	5	5 Tied: Most Recent	
		TYLIK WEEKS AT GRAMBLING	NOV. 13, 2025

BLOCKS

1.	6	Denijay Harris vs. Texas State	Jan. 11, 2025
		Victor Iwuakor vs. Texas State	Jan. 17, 2024
		Isaih Moore vs. UTSA	Feb. 17, 2022
4.	5	Victor Iwuakor vs. Old Dominion	Feb. 7, 2024
		Tegra Izay at ULM	Jan. 11, 2024

****BOLD DENOTES CURRENT SEASON**



O

IZZY HART

PERSONAL HIGHS

» POINTS

Season 17, at South Carolina (11/9/25)
Career 30, Nebraska-Kearney (1/23/25)
SBC --

» FG MADE

Season 6, at South Carolina (11/9/25)
Career 10, Nebraska-Kearney (1/23/25)
SBC --

» FG ATTEMPTED

Season 17, at South Carolina (11/9/25)
Career 20, Fort Hays State (3/9/25)
SBC --

» 3FG MADE

Season 3 (2x), last vs. UT Martin (11/23/25)
Career 7, at Newman (1/30/25)
SBC --

» 3FG ATTEMPTED

Season 7, vs. UT Martin (11/23/25)
Career 9, at Washburn (2/20/25)
SBC --

» FT MADE

Season 4, at South Carolina (11/9/25)
Career 11, Mary (11/8/24)
SBC --

» FT ATTEMPTED

Season 5, at South Carolina (11/9/25)
Career 13 (2x), last vs. Washburn (3/6/25)
SBC --

» OFFENSIVE REBOUNDS

Season 1, at Grambling (11/13/25)
Career 3, Colorado Mesa (12/17/24)
SBC --

» DEFENSIVE REBOUNDS

Season 4 at South Carolina (11/9/25)
Career 8, Fort Hays State (3/9/25)
SBC --

» TOTAL REBOUNDS

Season 4, at South Carolina (11/9/25)
Career 10, Fort Hays State (/9/25)
SBC --

» ASSISTS

Season 5, vs. North Florida (11/22/25)
Career 7, Washburn (3/6/25)
SBC --

» BLOCKS

Season 1, at South Carolina (11/9/25)
Career 2, Fort Hays State (3/9/25)
SBC --

» STEALS

Season 2, at Buffalo (11/3/25)
Career 7, Northwestern State (3/1/25)
SBC --

» MINUTES

Season 27, at South Carolina (11/9/25)
Career 39, Washburn (3/6/25)
SBC --

Guard » R-Senior » 6-3 » 164 » Midwest City, Okla. » Central Oklahoma

THE HART FILE

2025-26 NOTABLES

- Scored 11 points in the win over Tougaloo, marking his first double-digit scoring performance of the season
- Had a breakout game at South Carolina with 17 points, 4 rebounds and 4 assists
- Drained 3 3-pointers in the Pensacola Invitational championship against UT Martin

PRODUCTION	'25-26	CAREER
Double-doubles	--	1
Triple-doubles	--	--
Double-figure scoring	2	28
Double-figure rebounds	--	--
Double-figure assists	--	1
Southern Miss leading scorer	--	--
Southern Miss leading assists	2	2
Scoring 20+ points	--	13
Scoring 30+ points	--	1
3+ three pointers	2	9
5+ assists	1	13
5+ blocks shots	--	--
5+ steals	--	2

THE SEASON AND CAREER VAULT

DATE	OPPONENT	GS	MIN	FG	3PT	FT	O	D	TR	PF	AST	TO	BLK	STL	PTS
Nov. 3	Buffalo		14:39	0-2	0-1	2-2	0	0	0	3	1	1	0	2	2
NOV. 6	TOUGALOO		15:49	3-8	3-5	2-2	0	2	2	1	3	1	0	0	11
Nov. 9	South Carolina		27:34	6-17	1-5	4-5	0	4	4	3	4	2	1	1	17
Nov. 13	Grambling		17:01	1-9	0-4	0-0	1	1	2	1	0	2	0	1	2
NOV. 18	WILLIAM CAREY		15:15	1-6	0-3	2-2	0	3	3	0	0	1	0	1	4
Nov. 22	North Florida		23:18	1-6	0-3	0-0	0	1	1	0	5	1	0	1	2
Nov. 23	UT Martin		19:59	3-10	3-7	0-0	0	2	2	1	3	1	0	0	9
Dec. 3	Radford		6:25	0-2	0-1	2-2	0	1	1	1	0	1	0	0	2
Dec. 6	Miami														
DEC. 8	GRAMBLING														
Dec. 13	Ole Miss														
DEC. 18	LOUISIANA*														
DEC. 20	ARKANSAS STATE*														
Dec. 29	LSU														
Jan. 1	ULM*														
Jan. 3	Louisiana*														
JAN. 8	TEXAS STATE*														
JAN. 10	ULM*														
Jan. 14	Troy*														
Jan. 17	Texas State*														
Jan. 22	Georgia State*														
Jan. 24	Coastal Carolina*														
JAN. 29	APP STATE*														
JAN. 31	JAMES MADISON*														
Feb. 4	Marshall*														
FEB. 7	TBA														
FEB. 12	SOUTH ALABAMA*														
FEB. 14	TROY*														
FEB. 21	OLD DOMINION*														
Feb. 24	Arkansas State*														
Feb. 27	South Alabama*														

				Field Goals		3-Point		F-Throws		Rebounds				Scoring						
SEASON	TEAM	GP-GS	MIN/AVG	FG-FGA	FG%	3FG-3FGA	3FG%	FT-FTA	FT%	OFF	DEF	TOT	AVG	PF-FO	A	TO	BLK	STL	PTS	AVG
2024-25	CentOK	31-28	900/29.0	171-402	.425	53-140	.379	130-160	.813	14	90	104	3.4	92-4	120	109	15	65	525	16.9
2025-26	USM	8-0	140/17.5	15-60	.250	7-29	.241	12-13	.923	1	14	15	1.9	10-0	16	10	1	6	49	6.1
TOTAL FOR USM		8-0	140/17.5	15-60	.250	7-29	.241	12-13	.923	1	14	15	1.9	10-0	16	10	1	6	49	6.1
TOTAL		39-28	1040/26.7	186-462	.403	60-169	.355	142-173	.821	15	104	119	3.1	102-4	136	119	16	71	574	14.7



1

CURT LEWIS

PERSONAL HIGHS

» POINTS

Season 11(2), last at Radford (12/3/25)
Career 21, Liberty (2/5/22)
SBC --

» FG MADE

Season 4, at Radford (12/3/25)
Career 8, Liberty (2/5/22)
SBC --

» FG ATTEMPTED

Season 8, at Radford (12/3/25)
Career 17, at Jacksonville (2/9/22)
SBC --

» 3FG MADE

Season 3 (3x), last at Radford (12/3/25)
Career 4 (2x), last vs. Liberty (2/5/22)
SBC --

» 3FG ATTEMPTED

Season 6 (2x), last at Radford (12/3/25)
Career 11, Liberty (2/5/22)
SBC --

» FT MADE

Season 3, at Grambling (11/13/25)
Career 5 (3x), last vs. Tennessee State (2/27/21)
SBC --

» FT ATTEMPTED

Season 4, at Grambling (11/13/25)
Career 8 (2x), at UT Martin (2/18/21)
SBC --

» OFFENSIVE REBOUNDS

Season 2 (2x), last at Radford (12/3/25)
Career 5, Jacksonville State (1/7/21)
SBC --

» DEFENSIVE REBOUNDS

Season 4, vs. UT Martin (11/23/25)
Career 12, at FGCU (1/27/22)
SBC --

» TOTAL REBOUNDS

Season 6, vs. UT Martin (11/23/25)
Career 13, Northern Kentucky (12/18/21)
SBC --

» ASSISTS

Season 3, vs. William Carey (11/18/25)
Career 4 (4x), last vs. North Florida (1/22/22)
SBC --

» BLOCKS

Season 1 (2x), last vs. North Florida (11/22/23)
Career 3, at Lipscomb (2/12/22)
SBC --

» STEALS

Season 4, vs. UT Martin (11/23/25)
Career 5, UT Martin (1/21/21)
SBC --

» MINUTES

Season 34, at Radford (12/3/25)
Career 39, Kennesaw State (2/3/22)
SBC --

Guard » Graduate » 6-5 » 218 » Louisville, Ky. » East Tennessee State

THE LEWIS FILE

2025-26 NOTABLES

- Hit a pair of 3's in the season opener at Buffalo
- Added eight points as he made his second-straight start at Grambling
- Reached double figure for the first time this season with 11 points against William Carey
- Drained 3 3-pointers in the win over UT Martin at the Pensacola Invitational

PRODUCTION	'25-26	CAREER
Double-doubles	--	44
Triple-doubles	--	--
Double-figure scoring	2	34
Double-figure rebounds	--	5
Double-figure assists	--	--
Southern Miss leading scorer	--	--
Southern Miss leading rebounds	--	--
Southern Miss leading assists	--	--
Scoring 20+ points	--	3
Scoring 30+ points	--	--
3+ three pointers	2	14
5+ assists	--	--
5+ blocks shots	--	--
5+ steals	--	1

THE SEASON AND CAREER VAULT

DATE	OPPONENT	GS	MIN	FG	3PT	FT	O	D	TR	PF	AST	TO	BLK	STL	PTS
Nov. 3	Buffalo		19:38	2-2	2-2	0-0	0	0	0	5	1	0	0	0	6
NOV. 6	TOUGALOO		12:55	1-4	0-3	0-0	1	1	2	1	1	2	0	0	2
Nov. 9	South Carolina	*	28:30	1-4	1-4	2-2	1	3	4	1	1	2	1	1	5
Nov. 13	Grambling	*	30:46	2-7	1-6	3-4	1	0	1	2	1	0	0	1	8
NOV. 18	WILLIAM CAREY	*	18:14	3-5	3-5	2-3	0	2	2	2	3	1	0	1	11
Nov. 22	North Florida	*	14:59	0-1	0-1	0-0	0	1	1	0	0	1	1	1	0
Nov. 23	UT Martin	*	32:47	3-6	3-6	0-0	2	4	6	1	0	0	0	4	9
Dec. 3	Radford	*	34:15	4-8	3-6	0-0	2	1	3	3	2	1	0	0	11
Dec. 6	Miami														
DEC. 8	GRAMBLING														
Dec. 13	Ole Miss														
DEC. 18	LOUISIANA*														
DEC. 20	ARKANSAS STATE*														
Dec. 29	LSU														
Jan. 1	ULM*														
Jan. 3	Louisiana*														
JAN. 8	TEXAS STATE*														
JAN. 10	ULM*														
Jan. 14	Troy*														
Jan. 17	Texas State*														
Jan. 22	Georgia State*														
Jan. 24	Coastal Carolina*														
JAN. 29	APP STATE*														
JAN. 31	JAMES MADISON*														
Feb. 4	Marshall*														
FEB. 7	TBA														
FEB. 12	SOUTH ALABAMA*														
FEB. 14	TROY*														
FEB. 21	OLD DOMINION*														
Feb. 24	Arkansas State*														
Feb. 27	South Alabama*														

																	Field Goals		3-Point		F-Throws		Rebounds								Scoring	
SEASON	TEAM	GP-GS	MIN/AVG	FG-FGA	FG%	3FG-3FGA	3FG%	FT-FTA	FT%	OFF	DEF	TOT	AVG	PF-FO	A	TO	BLK	STL	PTS	AVG												
2020-21	EKU	27-25	684/25.3	111-213	.521	25-72	.347	52-75	.693	44	93	137	5.1	61-1	45	47	3	37	299	11.1												
2021-22	EKU	29-18	721/24.9	100-261	.383	51-149	.342	30-55	.545	37	115	152	5.2	55-1	42	50	4	36	281	9.7												
2023-24	MO	23-2	219/9.5	17-58	.293	7-30	.233	6-11	.545	8	25	33	1.4	15-0	14	9	2	10	47	2.0												
2024-25	ETSU	8-4	110/13.8	12-35	.343	5-17	.294	6-12	.500	4	16	20	2.5	9-0	6	7	1	7	35	4.4												
2025-26	USM	8-6	192/24.0	16-37	.432	13-33	.394	7-9	.778	7	12	19	2.4	15-1	9	7	2	8	52	6.5												
TOTAL FOR USM		8-6	192/24.0	16-37	.432	13-33	.394	7-9	.778	7	12	19	2.4	15-1	9	7	2	8	52	6.5												
TOTAL		95-55	1927/20.3	256-604	.424	101-301	.336	101-162	.623	100	261	361	3.8	155-3	116	120	12	98	714	7.5												



2

BREWER CARRUTH

PERSONAL HIGHS

» POINTS

Season 8, vs. William Carey (11/18/25)
Career 8, vs. William Carey (11/18/25)
SBC --

» FG MADE

Season 3, vs. William Carey (11/18/25)
Career 3, vs. William Carey (11/18/25)
SBC --

» FG ATTEMPTED

Season 4, vs. William Carey (11/18/25)
Career 6, Troy (2/28/25)
SBC --

» 3FG MADE

Season 2, vs. William Carey (11/18/25)
Career 2, (2x), last vs. William Carey (11/18/25)
SBC --

» 3FG ATTEMPTED

Season 2 (2x), last vs. William Carey (11/18/25)
Career 4, Troy (2/28/25)
SBC --

» FT MADE

Season 2 (2x), last vs. North Florida (11/22/23)
Career 3, Loyola (La.) (11/12/24)
SBC --

» FT ATTEMPTED

Season 3, vs. North Florida (11/22/25)
Career 3, Loyola (La.) (11/12/24)
SBC --

» OFFENSIVE REBOUNDS

Season 1 (2x), last vs. William Carey (11/18/25)
Career 2, Troy (2/28/25)
SBC --

» DEFENSIVE REBOUNDS

Season 3, at Buffalo (11/3/25)
Career 3 (2x), last at Buffalo (11/3/25)
SBC --

» TOTAL REBOUNDS

Season 4, at Buffalo (11/3/25)
Career 4, at Buffalo (11/3/25)
SBC --

» ASSISTS

Season 1 (2x), last at Radford (12/3/25)
Career 2 (2x), last vs. Troy (2/28/25)
SBC --

» BLOCKS

Season --
Career 1, Lamar (12/17/24)
SBC --

» STEALS

Season 1, vs. William Carey (11/18/25)
Career 1 (8x), last vs. William Carey (11/18/25)
SBC --

» MINUTES

Season 15, vs. North Florida (11/22/25)
Career 28, at Old Dominion (1/4/25)
SBC --

Guard » Sophomore » 6-4 » 195 » Lake Dixie Springs, Miss. » Parklane Aca.

THE CARRUTH FILE

2025-26 NOTABLES

- Tied his career best in scorng with six points in the season opener at Buffalo
- Scored five points against North Florida, going 1-1 from deep

PRODUCTION	'25-26	CAREER
Double-doubles	--	--
Triple-doubles	--	--
Double-figure scoring	--	--
Double-figure rebounds	--	--
Double-figure assists	--	--
Southern Miss leading scorer	--	--
Southern Miss leading rebounds	--	--
Southern Miss leading assists	--	--
Scoring 20+ points	--	--
Scoring 30+ points	--	--
3+ three pointers	--	--
5+ assists	--	--
5+ blocks shots	--	--
5+ steals	--	--

THE SEASON AND CAREER VAULT

DATE	OPPONENT	GS	MIN	FG	3PT	FT	O	D	TR	PF	AST	TO	BLK	STL	PTS
Nov. 3	Buffalo	*	9:04	2-3	0-1	2-2	1	3	4	0	0	0	0	0	6
NOV. 6	TOUGALOO	*	11:53	0-3	0-2	0-0	0	0	0	3	1	0	0	0	0
Nov. 9	South Carolina		0:04	0-0	0-0	0-0	0	0	0	0	0	0	0	0	0
Nov. 13	Grambling		4:08	0-0	0-0	0-0	0	1	1	0	0	0	0	0	0
NOV. 18	WILLIAM CAREY		10:26	3-4	2-2	0-0	1	1	2	0	0	2	0	1	8
Nov. 22	North Florida		14:59	1-2	1-1	2-3	0	1	1	1	0	0	0	0	5
Nov. 23	UT Martin		3:03	0-0	0-0	0-0	0	0	0	0	0	0	0	0	0
Dec. 3	Radford		5:21	0-1	0-1	0-0	1	1	2	2	1	1	0	0	0
Dec. 6	Miami														
DEC. 8	GRAMBLING														
Dec. 13	Ole Miss														
DEC. 18	LOUISIANA*														
DEC. 20	ARKANSAS STATE*														
Dec. 29	LSU														
Jan. 1	ULM*														
Jan. 3	Louisiana*														
JAN. 8	TEXAS STATE*														
JAN. 10	ULM*														
Jan. 14	Troy*														
Jan. 17	Texas State*														
Jan. 22	Georgia State*														
Jan. 24	Coastal Carolina*														
JAN. 29	APP STATE*														
JAN. 31	JAMES MADISON*														
Feb. 4	Marshall*														
FEB. 7	TBA														
FEB. 12	SOUTH ALABAMA*														
FEB. 14	TROY*														
FEB. 21	OLD DOMINION*														
Feb. 24	Arkansas State*														
Feb. 27	South Alabama*														

				Field Goals		3-Point		F-Throws		Rebounds								Scoring		
SEASON	TEAM	GP-GS	MIN/AVG	FG-FGA	FG%	3FG-3FGA	3FG%	FT-FTA	FT%	OFF	DEF	TOT	AVG	PF-FO	A	TO	BLK	STL	PTS	AVG
2024-25	USM	27-1	171/6.3	8-35	.229	4-28	.143	4-5	.800	3	10	13	0.5	21-1	7	10	1	7	24	0.9
2025-26	USM	8-2	59/7.4	6-13	.462	3-7	.429	4-5	.800	3	7	10	1.3	6-0	2	3	0	1	19	2.4
TOTAL		35-3	230/6.6	14-48	.292	7-35	.200	8-10	.800	6	17	23	0.7	27-1	9	13	1	8	43	1.2



3

CHIANTE TRAMBLE

PERSONAL HIGHS

» POINTS

Season 11, at Buffalo (11/3/25)
Career 11, at Buffalo (11/3/25)
SBC --

» FG MADE

Season 4, at Buffalo (11/3/25)
Career 4, at Buffalo (11/3/25)
SBC --

» FG ATTEMPTED

Season 5, at Buffalo (11/3/25)
Career 5, at Buffalo (11/3/25)
SBC --

» 3FG MADE

Season 3, at Buffalo (11/3/25)
Career 3, at Buffalo (11/3/25)
SBC --

» 3FG ATTEMPTED

Season 4, at Buffalo (11/3/25)
Career 4, at Buffalo (11/3/25)
SBC --

» FT MADE

Season 2, at Radford (12/3/25)
Career 2, at Radford (12/3/25)
SBC --

» FT ATTEMPTED

Season 2, at Radford (12/3/25)
Career 2, at Radford (12/3/25)
SBC --

» OFFENSIVE REBOUNDS

Season 1, vs. UT Martin (11/23/25)
Career 1, vs. UT Martin (11/23/25)
SBC --

» DEFENSIVE REBOUNDS

Season 3, at Buffalo (11/3/25)
Career 3, at Buffalo (11/3/25)
SBC --

» TOTAL REBOUNDS

Season 3, at Buffalo (11/3/25)
Career 3, at Buffalo (11/3/25)
SBC --

» ASSISTS

Season 2, vs. William Carey (11/18/25)
Career 2, vs. William Carey (11/18/25)
SBC --

» BLOCKS

Season --
Career --
SBC --

» STEALS

Season 1, at Radford (12/3/25)
Career 1, at Radford (12/3/25)
SBC --

» MINUTES

Season 15, at Buffalo (11/3/25)
Career 15, at Buffalo (11/3/25)
SBC --

Guard » Sophomore » 6-2 » 199 » Edmond, Okla. » Independence CC

THE TRAMBLE FILE

2025-26 NOTABLES

- Had 11 points in the Buffalo opener, going 3-4 from deep
- Scored five points in five minutes against Grambling as he missed the Tougaloo game and played limited minutes at South Carolina due to injury

PRODUCTION	'25-26	CAREER
Double-doubles	--	--
Triple-doubles	--	--
Double-figure scoring	1	1
Double-figure rebounds	--	--
Double-figure assists	--	--
Southern Miss leading scorer	--	--
Southern Miss leading rebounds	--	--
Southern Miss leading assists	--	--
Scoring 20+ points	--	--
Scoring 30+ points	--	--
3+ three pointers	1	1
5+ assists	--	--
5+ blocks shots	--	--
5+ steals	--	--

THE SEASON AND CAREER VAULT

DATE	OPPONENT	GS	MIN	FG	3PT	FT	O	D	TR	PF	AST	TO	BLK	STL	PTS
Nov. 3	Buffalo		15:32	4-5	3-4	0-0	0	3	3	2	1	1	0	0	11
NOV. 6	TOUGALOO						DID NOT PLAY - INJURY								
Nov. 9	South Carolina		1:06	0-1	0-0	0-0	0	0	0	0	0	0	0	0	0
Nov. 13	Grambling		4:50	2-2	1-1	0-0	0	1	1	0	0	1	0	0	5
NOV. 18	WILLIAM CAREY		11:17	2-4	1-2	0-0	0	1	1	0	2	1	0	0	5
Nov. 22	North Florida		8:49	0-0	0-0	0-0	0	1	1	1	0	1	0	0	0
Nov. 23	UT Martin		4:15	0-0	0-0	0-0	1	1	2	0	1	0	0	0	0
Dec. 3	Radford		12:55	1-3	0-2	2-2	0	2	2	2	0	1	0	1	4
Dec. 6	Miami														
DEC. 8	GRAMBLING														
Dec. 13	Ole Miss														
DEC. 18	LOUISIANA*														
DEC. 20	ARKANSAS STATE*														
Dec. 29	LSU														
Jan. 1	ULM*														
Jan. 3	Louisiana*														
JAN. 8	TEXAS STATE*														
JAN. 10	ULM*														
Jan. 14	Troy*														
Jan. 17	Texas State*														
Jan. 22	Georgia State*														
Jan. 24	Coastal Carolina*														
JAN. 29	APP STATE*														
JAN. 31	JAMES MADISON*														
Feb. 4	Marshall*														
FEB. 7	TBA														
FEB. 12	SOUTH ALABAMA*														
FEB. 14	TROY*														
FEB. 21	OLD DOMINION*														
Feb. 24	Arkansas State*														
Feb. 27	South Alabama*														

				Field Goals		3-Point		F-Throws		Rebounds								Scoring		
SEASON	TEAM	GP-GS	MIN/AVG	FG-FGA	FG%	3FG-3FGA	3FG%	FT-FTA	FT%	OFF	DEF	TOT	AVG	PF-FO	A	TO	BLK	STL	PTS	AVG
2025-26	USM	7-0	59/8.4	9-15	.600	5-9	.556	2-2	1.000	1	9	10	1.4	5-0	4	5	0	1	25	3.6
TOTAL		7-0	59/8.4	9-15	.600	5-9	.556	2-2	1.000	1	9	10	1.4	5-0	4	5	0	1	25	3.6



4

TYLIK WEEKS

PERSONAL HIGHS

» POINTS

Season 37, vs. North Florida (11/22/25)
Career 37, vs. North Florida (11/22/25)
SBC --

» FG MADE

Season 15, vs. North Florida (11/22/25)
Career 15, vs. North Florida (11/22/25)
SBC --

» FG ATTEMPTED

Season 23, vs. North Florida (11/22/25)
Career 23, vs. North Florida (11/22/25)
SBC --

» 3FG MADE

Season 2, at Grambling (11/13/25)
Career 2, at Grambling (11/13/25)
SBC --

» 3FG ATTEMPTED

Season 3, at Buffalo (11/3/25)
Career 3, at Buffalo (11/3/25)
SBC --

» FT MADE

Season 8, at Radford (12/3/25)
Career 8, at Radford (12/3/25)
SBC --

» FT ATTEMPTED

Season 9, at Radford (12/3/25)
Career 9, at Radford (12/3/25)
SBC --

» OFFENSIVE REBOUNDS

Season 4, vs. North Florida (11/22/25)
Career 4, vs. North Florida (11/22/25)
SBC --

» DEFENSIVE REBOUNDS

Season 6 (2x), last at Grambling (11/13/25)
Career 6 (2x), last at Grambling (11/13/25)
SBC --

» TOTAL REBOUNDS

Season 8, at Grambling (11/13/25)
Career 8, at Grambling (11/13/25)
SBC --

» ASSISTS

Season 5, at Buffalo (11/3/25)
Career 5, at Buffalo (11/3/25)
SBC --

» BLOCKS

Season 1, vs. UT Martin (11/23/25)
Career 1, vs. UT Martin (11/23/25)
SBC --

» STEALS

Season 5, at Grambling (11/13/25)
Career 5, at Grambling (11/13/25)
SBC --

» MINUTES

Season 36, at Grambling (11/13/25)
Career 36, at Grambling (11/13/25)
SBC --

Forward » Junior » 6-7 » 225 » New York, N.Y. » Southwest Mississippi CC

THE WEEKS FILE

2025-26 NOTABLES


-Went for 13 points in his collegiate debut against Buffalo. Went 7-7 from the free throw line
- Scored a career-high 20 points at South Carolina and added another 19 points at Grambling. Pulled down a career-high eight boards in the Grambling game
- Picked up Sun Belt Player of the Week honors on Nov. 25 after being named Pensacola Invitational MVP. Scored 37 points off the bench against North Florida, which was the second-most points by a SBC player since '22-23

PRODUCTION	'25-26	CAREER
Double-doubles	--	--
Triple-doubles	--	--
Double-figure scoring	6	6
Double-figure rebounds	--	--
Double-figure assists	--	--
Southern Miss leading scorer	4	4
Southern Miss leading rebounds	2	2
Southern Miss leading assists	3	3
Scoring 20+ points	2	2
Scoring 30+ points	1	1
3+ three pointers	--	--
5+ assists	1	1
5+ blocks shots	--	--
5+ steals	1	1

THE SEASON AND CAREER VAULT

DATE	OPPONENT	GS	MIN	FG	3PT	FT	O	D	TR	PF	AST	TO	BLK	STL	PTS
Nov. 3	Buffalo	*	35:02	3-9	0-3	7-7	0	6	6	3	5	1	0	1	13
NOV. 6	TOUGALOO	*	18:02	3-6	0-1	1-1	1	0	1	0	2	1	0	1	7
Nov. 9	South Carolina	*	37:45	7-13	0-1	6-7	2	5	7	3	0	1	0	1	20
Nov. 13	Grambling	*	36:21	6-9	2-2	5-7	2	6	8	0	3	4	0	5	19
NOV. 18	WILLIAM CAREY														
Nov. 22	North Florida		34:56	15-23	0-2	7-8	4	2	6	1	2	1	0	1	37
Nov. 23	UT Martin	*	34:12	7-9	0-0	0-2	2	5	7	3	3	2	1	0	14
Dec. 3	Radford	*	19:06	5-12	0-1	8-9	2	3	5	3	0	2	0	2	18
Dec. 6	Miami														
DEC. 8	GRAMBLING														
Dec. 13	Ole Miss														
DEC. 18	LOUISIANA*														
DEC. 20	ARKANSAS STATE*														
Dec. 29	LSU														
Jan. 1	ULM*														
Jan. 3	Louisiana*														
JAN. 8	TEXAS STATE*														
JAN. 10	ULM*														
Jan. 14	Troy*														
Jan. 17	Texas State*														
Jan. 22	Georgia State*														
Jan. 24	Coastal Carolina*														
JAN. 29	APP STATE*														
JAN. 31	JAMES MADISON*														
Feb. 4	Marshall*														
FEB. 7	TBA														
FEB. 12	SOUTH ALABAMA*														
FEB. 14	TROY*														
FEB. 21	OLD DOMINION*														
Feb. 24	Arkansas State*														
Feb. 27	South Alabama*														

			Field Goals		3-Point		F-Throws		Rebounds									Scoring		
SEASON	TEAM	GP-GS	MIN/AVG	FG-FGA	FG%	3FG-3FGA	3FG%	FT-FTA	FT%	OFF	DEF	TOT	AVG	PF-FO	A	TO	BLK	STL	PTS	AVG
2025-26	USM	7-6	225/32.1	46-81	.568	2-10	.200	34-41	.829	13	27	40	5.7	13-0	15	12	1	11	128	18.3
TOTAL		7-6	225/32.1	46-81	.568	2-10	.200	34-41	.829	13	27	40	5.7	13-0	15	12	1	11	128	18.3



5

JETT MONTGOMERY

PERSONAL HIGHS

» POINTS

Season --
Career 13 (2x), last vs. Troy (2/28/25)
SBC --

» FG MADE

Season --
Career 5, Milwaukee (11/30/24)
SBC --

» FG ATTEMPTED

Season --
Career 9, South Alabama (2/26/25)
SBC --

» 3FG MADE

Season --
Career 3 (2x), last vs. Troy (2/28/25)
SBC --

» 3FG ATTEMPTED

Season --
Career 9, South Alabama (2/26/25)
SBC --

» FT MADE

Season --
Career 2, Troy (2/28/25)
SBC --

» FT ATTEMPTED

Season --
Career 3, at South Dakota St. (11/20/24)
SBC --

» OFFENSIVE REBOUNDS

Season --
Career 1 (4x), last vs. Troy (2/28/25)
SBC --

» DEFENSIVE REBOUNDS

Season --
Career 2 (4x), last vs. South Alabama (2/26/25)
SBC --

» TOTAL REBOUNDS

Season --
Career 3 (2x), last at Troy (1/27/25)
SBC --

» ASSISTS

Season --
Career 3, vs. Abilene Christian (11/25/24)
SBC --

» BLOCKS

Season --
Career --
SBC --

» STEALS

Season --
Career 2, Milwaukee (11/30/24)
SBC --

» MINUTES

Season --
Career 21, Troy (2/28/25)
SBC --

Guard » Sophomore » 5-11 » 190 » Franklin, Tenn. » Independence HS

THE MONTGOMERY FILE

2025-26 NOTABLES

-Redshirting this season

PRODUCTION	'25-26	CAREER
Double-doubles	--	--
Triple-doubles	--	--
Double-figure scoring	--	2
Double-figure rebounds	--	--
Double-figure assists	--	--
Southern Miss leading scorer	--	--
Southern Miss leading rebounds	--	--
Southern Miss leading assists	--	--
Scoring 20+ points	--	--
Scoring 30+ points	--	--
3+ three pointers	--	2
5+ assists	--	--
5+ blocks shots	--	--
5+ steals	--	--

THE SEASON AND CAREER VAULT

DATE	OPPONENT	GS	MIN	FG	3PT	FT	O	D	TR	PF	AST	TO	BLK	STL	PTS
Nov. 3	Buffalo														
NOV. 6	TOUGALOO														
Nov. 9	South Carolina														
Nov. 13	Grambling														
NOV. 18	WILLIAM CAREY														
Nov. 22	North Florida														
Nov. 23	UT Martin														
Dec. 3	Radford														
Dec. 6	Miami														
DEC. 8	GRAMBLING														
Dec. 13	Ole Miss														
DEC. 18	LOUISIANA*														
DEC. 20	ARKANSAS STATE*														
Dec. 29	LSU														
Jan. 1	ULM*														
Jan. 3	Louisiana*														
JAN. 8	TEXAS STATE*														
JAN. 10	ULM*														
Jan. 14	Troy*														
Jan. 17	Texas State*														
Jan. 22	Georgia State*														
Jan. 24	Coastal Carolina*														
JAN. 29	APP STATE*														
JAN. 31	JAMES MADISON*														
Feb. 4	Marshall*														
FEB. 7	TBA														
FEB. 12	SOUTH ALABAMA*														
FEB. 14	TROY*														
FEB. 21	OLD DOMINION*														
Feb. 24	Arkansas State*														
Feb. 27	South Alabama*														

			Field Goals		3-Point		F-Throws		Rebounds									Scoring		
SEASON TEAM	GP-GS	MIN/AVG	FG-FGA	FG%	3FG-3FGA	3FG%	FT-FTA	FT%	OFF	DEF	TOT	AVG	PF-FO	A	TO	BLK	STL	PTS	AVG	
2024-25	USM	23-0	182/7.9	27-71	.380	20-57	.351	3-5	.600	4	12	16	0.7	18-0	9	6	0	5	77	3.3
TOTAL		23-0	182/7.9	27-71	.380	20-57	.351	3-5	.600	4	12	16	0.7	18-0	9	6	0	5	77	3.3



6

ROBERT COWHERD

PERSONAL HIGHS

» POINTS

Season 3 (2x), last vs. William Carey (11/18/25)
Career 4, Sam Houston (11/17/23)
SBC --

» FG MADE

Season 1 (2x), last vs. William Carey (11/18/25)
Career 2, Sam Houston (11/17/23)
SBC --

» FG ATTEMPTED

Season 5, vs. Tougaloo (11/6/25)
Career 5, vs. Tougaloo (11/6/25)
SBC --

» 3FG MADE

Season 1 (2x), last vs. William Carey (11/18/25)
Career 1 (4x), last vs. William Carey (11/18/25)
SBC --

» 3FG ATTEMPTED

Season 5, vs. Tougaloo (11/6/25)
Career 5, vs. Tougaloo (11/6/25)
SBC --

» FT MADE

Season --
Career --
SBC --

» FT ATTEMPTED

Season 1, vs. William Carey (11/18/25)
Career 1, vs. William Carey (11/18/25)
SBC --

» OFFENSIVE REBOUNDS

Season --
Career 1 (2x), last vs. Oral Roberts (11/21/24)
SBC --

» DEFENSIVE REBOUNDS

Season 2 (2x), last vs. William Carey (11/18/25)
Career 2 (2x), last vs. William Carey (11/18/25)
SBC --

» TOTAL REBOUNDS

Season 2 (2x), last vs. William Carey (11/18/25)
Career 2 (3x), last vs. William Carey (11/18/25)
SBC --

» ASSISTS

Season --
Career 2, Eastern Washington (11/10/23)
SBC --

» BLOCKS

Season --
Career 1 (3x), last vs. Mount St. Mary's (12/5/23)
SBC --

» STEALS

Season --
Career 3, Eastern Washington (11/10/23)
SBC --

» MINUTES

Season 15, at South Carolina (11/9/25)
Career 21, Eastern Washington (11/10/23)
SBC --

Guard » R-Junior » 6-5 » 213 » Grayson, Ga. » Ole Miss

THE COWHERD FILE

2025-26 NOTABLES

- Scored his first points of the season on a three-pointer against Tougaloo
- Went 1-1 from deep against William Carey

PRODUCTION	'25-26	CAREER
Double-doubles	--	--
Triple-doubles	--	--
Double-figure scoring	--	--
Double-figure rebounds	--	--
Double-figure assists	--	--
Southern Miss leading scorer	--	--
Southern Miss leading rebounds	--	--
Southern Miss leading assists	--	--
Scoring 20+ points	--	--
Scoring 30+ points	--	--
3+ three pointers	--	--
5+ assists	--	--
5+ blocks shots	--	--
5+ steals	--	--

THE SEASON AND CAREER VAULT

DATE	OPPONENT	GS	MIN	FG	3PT	FT	O	D	TR	PF	AST	TO	BLK	STL	PTS
Nov. 3	Buffalo		4:42	0-0	0-0	0-0	0	0	0	0	0	0	0	0	0
NOV. 6	TOUGALOO		13:38	1-5	1-5	0-0	0	2	2	2	0	1	0	0	3
Nov. 9	South Carolina		15:43	0-4	0-2	0-0	0	0	0	2	0	0	0	0	0
Nov. 13	Grambling														
NOV. 18	WILLIAM CAREY		6:39	1-1	1-1	0-1	0	2	2	0	0	1	0	0	3
Nov. 22	North Florida														
Nov. 23	UT Martin														
Dec. 3	Radford														
Dec. 6	Miami														
DEC. 8	GRAMBLING														
Dec. 13	Ole Miss														
DEC. 18	LOUISIANA*														
DEC. 20	ARKANSAS STATE*														
Dec. 29	LSU														
Jan. 1	ULM*														
Jan. 3	Louisiana*														
JAN. 8	TEXAS STATE*														
JAN. 10	ULM*														
Jan. 14	Troy*														
Jan. 17	Texas State*														
Jan. 22	Georgia State*														
Jan. 24	Coastal Carolina*														
JAN. 29	APP STATE*														
JAN. 31	JAMES MADISON*														
Feb. 4	Marshall*														
FEB. 7	TBA														
FEB. 12	SOUTH ALABAMA*														
FEB. 14	TROY*														
FEB. 21	OLD DOMINION*														
Feb. 24	Arkansas State*														
Feb. 27	South Alabama*														

		Field Goals		3-Point		F-Throws		Rebounds		Scoring	
SEASON	TEAM	GP-GS	MIN/AVG	FG-FGA	FG%	3FG-3FGA	3FG%	FT-FTA	FT%	OFF DEF TOT AVG	PF-FO A TO BLK STL PTS AVG
2023-24	UM	10-0	90/9.0	4-11	.364	2-8	.250	0-0	.000	1 4 5 0.5	14-0 2 3 2 5 10 1.0
2024-25	UM	10-0	42/4.2	0-4	.000	0-3	.000	0-0	.000	1 1 2 0.2	6-0 2 1 1 2 0 0.0
2025-26	USM	4-0	41/10.2	2-10	.200	2-8	.250	0-1	.000	0 4 4 1.0	4-0 0 2 0 0 6 1.5
TOTAL FOR USM		4-0	41/10.2	2-10	.200	2-8	.250	0-1	.000	0 4 4 1.0	4-0 0 2 0 0 6 1.5
TOTAL		24-0	172/7.2	6-25	.240	4-19	.211	0-1	.000	2 9 11 0.5	24-0 4 6 3 7 16 0.7



7

FALLOU DIAGNE

PERSONAL HIGHS

» POINTS

Season 5, vs. William Carey (11/18/25)
Career 14, Illinois State (11/22/22)
SBC --

» FG MADE

Season 2, vs. William Carey (11/18/25)
Career 5 (2x), last vs. Tulane (11/23/22)
SBC --

» FG ATTEMPTED

Season 3 (2x), last vs. William Carey (11/18/25)
Career 9, Tulane (11/23/22)
SBC --

» 3FG MADE

Season 1 (3x), last vs. William Carey (11/18/25)
Career 9, Tulane (11/23/22)
SBC --

» 3FG ATTEMPTED

Season 3, vs. Tougaloo (11/6/25)
Career 5, Tulane (11/23/22)
SBC --

» FT MADE

Season --
Career 3, FIU (1/14/23)
SBC --

» FT ATTEMPTED

Season --
Career 3 (2x), last vs. FIU (1/14/23)
SBC --

» OFFENSIVE REBOUNDS

Season 1, at Grambling (11/13/25)
Career 3, Illinois State (11/22/22)
SBC --

» DEFENSIVE REBOUNDS

Season 3, vs. William Carey (11/18/25)
Career 4, UIndy (11/15/22)
SBC --

» TOTAL REBOUNDS

Season 3, vs. William Carey (11/18/25)
Career 4 (2x), last vs. Illinois State (11/22/22)
SBC --

» ASSISTS

Season 1 (2x), last vs. UT Martin (11/23/25)
Career 1 (4x), last vs. UT Martin (11/23/25)
SBC --

» BLOCKS

Season --
Career 2 (2x), last vs. Kentucky Wesleyan (11/6/23)
SBC --

» STEALS

Season --
Career 1, at Austin Peay (11/30/22)
SBC --

» MINUTES

Season 17, vs. William Carey (11/18/25)
Career 17, vs. William Carey (11/18/25)
SBC --

Center » R-Senior » 6-11 » 214 » Dakar, Senegal » Western Kentucky

THE DIAGNE FILE

2025-26 NOTABLES

-Made his first bucket of the season on a three against Tougaloo
- Scored five points against William Carey, going 2-3 from the field and 1-1 from deep

PRODUCTION	'25-26	CAREER
Double-doubles	--	--
Triple-doubles	--	--
Double-figure scoring	--	2
Double-figure rebounds	--	--
Double-figure assists	--	--
Southern Miss leading scorer	--	--
Southern Miss leading rebounds	--	--
Southern Miss leading assists	--	--
Scoring 20+ points	--	--
Scoring 30+ points	--	--
3+ three pointers	--	--
5+ assists	--	--
5+ blocks shots	--	--
5+ steals	--	--

THE SEASON AND CAREER VAULT

DATE	OPPONENT	GS	MIN	FG	3PT	FT	O	D	TR	PF	AST	TO	BLK	STL	PTS
Nov. 3	Buffalo		7:06	0-2	0-2	0-0	0	0	0	0	1	1	0	0	0
NOV. 6	TOUGALOO		8:24	1-3	1-3	0-0	0	0	0	0	0	0	0	0	3
Nov. 9	South Carolina		7:43	1-2	1-2	0-0	0	2	2	0	0	0	0	0	3
Nov. 13	Grambling		3:18	0-0	0-0	0-0	1	0	1	1	0	0	0	0	0
NOV. 18	WILLIAM CAREY		16:39	2-3	1-1	0-0	0	3	3	1	0	0	0	0	5
Nov. 22	North Florida														
Nov. 23	UT Martin		4:03	0-1	0-1	0-0	0	0	0	0	1	0	0	0	0
Dec. 3	Radford		2:12	0-2	0-1	0-0	0	1	1	0	0	0	0	0	0
Dec. 6	Miami														
DEC. 8	GRAMBLING														
Dec. 13	Ole Miss														
DEC. 18	LOUISIANA*														
DEC. 20	ARKANSAS STATE*														
Dec. 29	LSU														
Jan. 1	ULM*														
Jan. 3	Louisiana*														
JAN. 8	TEXAS STATE*														
JAN. 10	ULM*														
Jan. 14	Troy*														
Jan. 17	Texas State*														
Jan. 22	Georgia State*														
Jan. 24	Coastal Carolina*														
JAN. 29	APP STATE*														
JAN. 31	JAMES MADISON*														
Feb. 4	Marshall*														
FEB. 7	TBA														
FEB. 12	SOUTH ALABAMA*														
FEB. 14	TROY*														
FEB. 21	OLD DOMINION*														
Feb. 24	Arkansas State*														
Feb. 27	South Alabama*														

				Field Goals		3-Point		F-Throws		Rebounds									Scoring	
SEASON	TEAM	GP-GS	MIN/AVG	FG-FGA	FG%	3FG-3FGA	3FG%	FT-FTA	FT%	OFF	DEF	TOT	AVG	PF-FO	A	TO	BLK	STL	PTS	AVG
2022-23	WestKy	30-1	205/6.8	28-69	.406	17-45	.378	6-8	.750	6	25	31	1.0	36-0	3	11	6	1	79	2.6
2023-24	WestKy	5-0	25/5.0	1-5	.200	0-2	.000	4-4	1.000	0	0	0	0.0	4-0	0	4	2	0	6	1.2
2025-26	USM	7-0	49/7.1	4-13	.308	3-10	.300	0-0	.000	1	6	7	1.0	2-0	2	1	0	0	11	1.6
TOTAL FOR USM		7-0	49/7.1	4-13	.308	3-10	.300	0-0	.000	1	6	7	1.0	2-0	2	1	0	0	11	1.6
TOTAL		42-1	280/6.7	33-87	.379	20-57	.351	10-12	.833	7	31	38	0.9	42-0	5	16	8	1	96	2.3



8

CHANDLER WATTS

PERSONAL HIGHS

» POINTS

Season	--
Career	--
SBC	--

» FG MADE

Season	--
Career	--
SBC	--

» FG ATTEMPTED

Season	--
Career	--
SBC	--

» 3FG MADE

Season	--
Career	--
SBC	--

» 3FG ATTEMPTED

Season	--
Career	--
SBC	--

» FT MADE

Season	--
Career	--
SBC	--

» FT ATTEMPTED

Season	--
Career	--
SBC	--

» OFFENSIVE REBOUNDS

Season	--
Career	--
SBC	--

» DEFENSIVE REBOUNDS

Season	--
Career	--
SBC	--

» TOTAL REBOUNDS

Season	--
Career	--
SBC	--

» ASSISTS

Season	--
Career	--
SBC	--

» BLOCKS

Season	--
Career	--
SBC	--

» STEALS

Season	--
Career	--
SBC	--

» MINUTES

Season	--
Career	--
SBC	--

Guard » Sophomore » 6-6 » 201 » Clermont, Fla. » Eastern Florida State CC

THE WATTS FILE

2025-26 NOTABLES

-Redshirting due to injury

PRODUCTION	'25-26	CAREER
Double-doubles	--	--
Triple-doubles	--	--
Double-figure scoring	--	--
Double-figure rebounds	--	--
Double-figure assists	--	--
Southern Miss leading scorer	--	--
Southern Miss leading rebounds	--	--
Southern Miss leading assists	--	--
Scoring 20+ points	--	--
Scoring 30+ points	--	--
3+ three pointers	--	--
5+ assists	--	--
5+ blocks shots	--	--
5+ steals	--	--

THE SEASON AND CAREER VAULT

DATE	OPPONENT	GS	MIN	FG	3PT	FT	O	D	TR	PF	AST	TO	BLK	STL	PTS
Nov. 3	Buffalo														
NOV. 6	TOUGALOO														
Nov. 9	South Carolina														
Nov. 13	Grambling														
NOV. 18	WILLIAM CAREY														
Nov. 22	North Florida														
Nov. 23	UT Martin														
Dec. 3	Radford														
Dec. 6	Miami														
DEC. 8	GRAMBLING														
Dec. 13	Ole Miss														
DEC. 18	LOUISIANA*														
DEC. 20	ARKANSAS STATE*														
Dec. 29	LSU														
Jan. 1	ULM*														
Jan. 3	Louisiana*														
JAN. 8	TEXAS STATE*														
JAN. 10	ULM*														
Jan. 14	Troy*														
Jan. 17	Texas State*														
Jan. 22	Georgia State*														
Jan. 24	Coastal Carolina*														
JAN. 29	APP STATE*														
JAN. 31	JAMES MADISON*														
Feb. 4	Marshall*														
FEB. 7	TBA														
FEB. 12	SOUTH ALABAMA*														
FEB. 14	TROY*														
FEB. 21	OLD DOMINION*														
Feb. 24	Arkansas State*														
Feb. 27	South Alabama*														



9

DALYN BRANDON

PERSONAL HIGHS

» POINTS

Season 10, vs. Tougaloo (11/6/25)
Career 10, vs. Tougaloo (11/6/25)
SBC --

» FG MADE

Season 4, vs. Tougaloo (11/6/25)
Career 4, vs. Tougaloo (11/6/25)
SBC --

» FG ATTEMPTED

Season 4, vs. Tougaloo (11/6/25)
Career 7, Virginia State (1/6/24)
SBC --

» 3FG MADE

Season 2, vs. Tougaloo (11/6/25)
Career 2, vs. Tougaloo (11/6/25)
SBC --

» 3FG ATTEMPTED

Season 2, vs. Tougaloo (11/6/25)
Career 3 (2x), last vs. Virginia Union (11/19/23)
SBC --

» FT MADE

Season --
Career 2, Bluefield State (2/28/24)
SBC --

» FT ATTEMPTED

Season --
Career 3 (2x), last vs. Johnson C. Smith (2/1/24)
SBC --

» OFFENSIVE REBOUNDS

Season 1, vs. Tougaloo (11/6/25)
Career 3, Virginia Union (11/19/23)
SBC --

» DEFENSIVE REBOUNDS

Season 1 (3x), last vs. North Florida (11/22/25)
Career 4, Saint Augustine (1/18/24)
SBC --

» TOTAL REBOUNDS

Season 2, vs. Tougaloo (11/6/25)
Career 5, at Bowie State (12/14/23)
SBC --

» ASSISTS

Season 1, vs. Tougaloo (11/6/25)
Career 3 (2x), last vs. Fayetteville St. (2/13/24)
SBC --

» BLOCKS

Season --
Career 1 (2x), last vs. Fayetteville St. (2/13/24)
SBC --

» STEALS

Season 2, vs. Tougaloo (11/6/25)
Career 2 (2x), last vs. Tougaloo (11/6/25)
SBC --

» MINUTES

Season 10, vs. Tougaloo (11/6/25)
Career 22, Virginia State (1/6/24)
SBC --

Guard » Graduate » 6-5 » 190 » Baltimore, Md. » Winston-Salem State

THE BRANDON FILE

2025-26 NOTABLES


-Went for 10 points in his first collegiate game in 617 days on 4-4 shooting. Had a breakaway dunk in the game against Tougaloo
-Picked up his first Southern Miss start against North Florida, scoring three points on 1-1 from deep

PRODUCTION	'25-26	CAREER
Double-doubles	--	--
Triple-doubles	--	--
Double-figure scoring	1	1
Double-figure rebounds	--	--
Double-figure assists	--	--
Southern Miss leading scorer	--	--
Southern Miss leading rebounds	--	--
Southern Miss leading assists	--	--
Scoring 20+ points	--	--
Scoring 30+ points	--	--
3+ three pointers	--	--
5+ assists	--	--
5+ blocks shots	--	--
5+ steals	--	--

THE SEASON AND CAREER VAULT

DATE	OPPONENT	GS	MIN	FG	3PT	FT	O	D	TR	PF	AST	TO	BLK	STL	PTS
Nov. 3	Buffalo						DID NOT PLAY								
NOV. 6	TOUGALOO		10:16	4-4	2-2	0-0	1	1	2	1	1	1	0	2	10
Nov. 9	South Carolina						DID NOT PLAY								
Nov. 13	Grambling						DID NOT PLAY								
NOV. 18	WILLIAM CAREY		2:49	0-0	0-0	0-0	0	1	1	0	0	0	0	0	0
Nov. 22	North Florida	*	6:41	1-1	1-1	0-0	0	1	1	1	0	0	0	0	3
Nov. 23	UT Martin		1:40	0-0	0-0	0-0	0	0	0	0	0	0	0	0	0
Dec. 3	Radford						DID NOT PLAY								
Dec. 6	Miami														
DEC. 8	GRAMBLING														
Dec. 13	Ole Miss														
DEC. 18	LOUISIANA*														
DEC. 20	ARKANSAS STATE*														
Dec. 29	LSU														
Jan. 1	ULM*														
Jan. 3	Louisiana*														
JAN. 8	TEXAS STATE*														
JAN. 10	ULM*														
Jan. 14	Troy*														
Jan. 17	Texas State*														
Jan. 22	Georgia State*														
Jan. 24	Coastal Carolina*														
JAN. 29	APP STATE*														
JAN. 31	JAMES MADISON*														
Feb. 4	Marshall*														
FEB. 7	TBA														
FEB. 12	SOUTH ALABAMA*														
FEB. 14	TROY*														
FEB. 21	OLD DOMINION*														
Feb. 24	Arkansas State*														
Feb. 27	South Alabama*														

		Field Goals		3-Point		F-Throws		Rebounds		Scoring	
SEASON	TEAM	GP-GS	MIN/AVG	FG-FGA	FG%	3FG-3FGA	3FG%	FT-FTA	FT%	OFF DEF TOT AVG	PF-FO A TO BLK STL PTS AVG
2023-24	WSSU	28-4	280/10.0	17-52	.327	4-16	.250	4-10	.400	16 21 37 1.3	20-0 16 14 2 5 42 1.5
2025-26	USM	4-1	21/5.4	5-5	1.000	3-3	1.000	0-0	.000	1 3 4 1.0	2-0 1 1 1 2 13 3.3
TOTAL FOR USM		4-1	21/5.4	5-5	1.000	3-3	1.000	0-0	.000	1 3 4 1.0	2-0 1 1 1 2 13 3.3
TOTAL		32-5	301/9.4	22-57	.386	7-19	.368	4-10	.400	17 24 41 1.3	22-0 17 15 3 7 55 1.7



10

ISAAC TAVERAS

PERSONAL HIGHS

» POINTS

Season 28, at Buffalo (11/3/25)
Career 28, at Buffalo (11/3/25)
SBC --

» FG MADE

Season 11, at Buffalo (11/3/25)
Career 11, at Buffalo (11/3/25)
SBC --

» FG ATTEMPTED

Season 22, at Grambling (11/13/25)
Career 22, at Grambling (11/13/25)
SBC --

» 3FG MADE

Season 2, at Radford (12/3/25)
Career 2, at Radford (12/3/25)
SBC --

» 3FG ATTEMPTED

Season 4, at Radford (12/3/25)
Career 4, at Radford (12/3/25)
SBC --

» FT MADE

Season 5, at Buffalo (11/3/25)
Career 5, at Buffalo (11/3/25)
SBC --

» FT ATTEMPTED

Season 8, at Grambling (11/13/25)
Career 8, at Grambling (11/13/25)
SBC --

» OFFENSIVE REBOUNDS

Season 4 (2x), last vs. North Florida (11/22/25)
Career 4 (2x), last vs. North Florida (11/22/25)
SBC --

» DEFENSIVE REBOUNDS

Season 9, vs. Tougaloo (11/6/25)
Career 9, vs. Tougaloo (11/6/25)
SBC --

» TOTAL REBOUNDS

Season 10, vs. Tougaloo (11/6/25)
Career 10, vs. Tougaloo (11/6/25)
SBC --

» ASSISTS

Season 4, vs. William Carey (11/18/25)
Career 4, vs. William Carey (11/18/25)
SBC --

» BLOCKS

Season 1 (2x), last at Radford (12/3/25)
Career 1 (3x), last at Radford (12/3/25)
SBC --

» STEALS

Season 6, at Grambling (11/13/25)
Career 6, at Grambling (11/13/25)
SBC --

» MINUTES

Season 35, at Grambling (11/13/25)
Career 35, at Grambling (11/13/25)
SBC --

Guard » Junior » 6-6 » 185 » Santo Domingo D.R. » South Plains CC

THE TAVERAS FILE

2025-26 NOTABLES

- Scored a career-high 28 points in the Buffalo opener
- Notched his first career double-double in the win over Tougaloo with 16 points and 10 rebounds
- Dropped 25 points at South Carolina, marking his second 20+-point game in the first three games of the season
- Went for 19 points and a career-high six steals against Grambling on Nov. 13
- Named All-Tournament Team at the Pensacola Invitational after scoring 14 and 10, respectively

PRODUCTION	'25-26	CAREER
Double-doubles	1	1
Triple-doubles	--	--
Double-figure scoring	8	12
Double-figure rebounds	1	1
Double-figure assists	--	--
Southern Miss leading scorer	5	5
Southern Miss leading rebounds	5	5
Southern Miss leading assists	2	2
Scoring 20+ points	2	2
Scoring 30+ points	--	--
3+ three pointers	--	--
5+ assists	--	--
5+ blocks shots	--	--
5+ steals	1	1

THE SEASON AND CAREER VAULT

DATE	OPPONENT	GS	MIN	FG	3PT	FT	O	D	TR	PF	AST	TO	BLK	STL	PTS
Nov. 3	Buffalo	*	30:36	11-15	1-2	5-6	0	3	3	5	2	7	0	1	28
NOV. 6	TOUGALOO	*	16:42	4-14	0-3	4-4	1	9	10	2	3	2	0	2	16
Nov. 9	South Carolina	*	29:07	10-14	1-3	4-7	4	4	8	4	1	3	0	3	25
Nov. 13	Grambling	*	35:52	8-22	0-2	3-8	2	7	9	2	3	1	0	6	19
NOV. 18	WILLIAM CAREY	*	22:40	5-10	0-2	3-4	0	8	8	1	4	2	1	1	13
Nov. 22	North Florida		17:33	6-11	0-0	2-4	4	4	8	3	0	1	0	2	14
Nov. 23	UT Martin	*	20:01	5-7	0-0	0-0	1	4	5	4	1	2	0	1	10
Dec. 3	Radford	*	27:05	8-14	2-4	0-3	0	6	6	4	3	1	1	2	18
Dec. 6	Miami														
DEC. 8	GRAMBLING														
Dec. 13	Ole Miss														
DEC. 18	LOUISIANA*														
DEC. 20	ARKANSAS STATE*														
Dec. 29	LSU														
Jan. 1	ULM*														
Jan. 3	Louisiana*														
JAN. 8	TEXAS STATE*														
JAN. 10	ULM*														
Jan. 14	Troy*														
Jan. 17	Texas State*														
Jan. 22	Georgia State*														
Jan. 24	Coastal Carolina*														
JAN. 29	APP STATE*														
JAN. 31	JAMES MADISON*														
Feb. 4	Marshall*														
FEB. 7	TBA														
FEB. 12	SOUTH ALABAMA*														
FEB. 14	TROY*														
FEB. 21	OLD DOMINION*														
Feb. 24	Arkansas State*														
Feb. 27	South Alabama*														

				Field Goals		3-Point		F-Throws		Rebounds			Scoring										
SEASON	TEAM	GP-GS	MIN/AVG	FG-FGA	FG%	3FG-3FGA	3FG%	FT-FTA	FT%	OFF	DEF	TOT	AVG	PF-FO	A	TO	BLK	STL	PTS	AVG			
2023-24	Fresno	22-0	221/10.0	47-104	.452	0-8	.000	11-31	.355	18	23	41	1.9	27-0	10	25	1	19	105	4.8			
2025-26	USM	8-7	200/24.9	59-107	.551	4-16	.250	21-36	.583	12	45	57	7.1	25-1	17	19	2	18	143	17.9			
TOTAL FOR USM		8-7	200/24.9	59-107	.551	4-16	.250	21-36	.583	12	45	57	7.1	25-1	17	19	2	18	143	17.9			
TOTAL		30-7	420/14.0	106-211	.502	4-24	.167	32-67	.478	30	68	98	3.3	52-1	27	44	3	37	248	8.3			



11

EJ PAYMON

PERSONAL HIGHS

» POINTS

Season 9, vs. William Carey (11/18/25)
Career 9, vs. William Carey (11/18/25)
SBC --

» FG MADE

Season 4, vs. William Carey (11/18/25)
Career 4, vs. William Carey (11/18/25)
SBC --

» FG ATTEMPTED

Season 4, vs. William Carey (11/18/25)
Career 4, vs. William Carey (11/18/25)
SBC --

» 3FG MADE

Season 1, vs. William Carey (11/18/25)
Career 1, vs. William Carey (11/18/25)
SBC --

» 3FG ATTEMPTED

Season 1, vs. William Carey (11/18/25)
Career 1 (2x), last vs. William Carey (11/18/25)
SBC --

» FT MADE

Season 2, vs. Tougaloo (11/6/25)
Career 2, vs. Tougaloo (11/6/25)
SBC --

» FT ATTEMPTED

Season 4, vs. Tougaloo (11/6/25)
Career 4, vs. Tougaloo (11/6/25)
SBC --

» OFFENSIVE REBOUNDS

Season 2, at Grambling (11/13/25)
Career 2, at Grambling (11/13/25)
SBC --

» DEFENSIVE REBOUNDS

Season 2, vs. Tougaloo (11/6/25)
Career 2, vs. Tougaloo (11/6/25)
SBC --

» TOTAL REBOUNDS

Season 2 (3x), last at Grambling (11/13/25)
Career 2 (3x), last at Grambling (11/13/25)
SBC --

» ASSISTS

Season 1 (3x), last vs. William Carey (11/18/25)
Career 1 (3x), last vs. William Carey (11/18/25)
SBC --

» BLOCKS

Season 2 (2x), last vs. William Carey (11/18/25)
Career 2 (2x), last vs. William Carey (11/18/25)
SBC --

» STEALS

Season 2, vs. Tougaloo (11/6/25)
Career 2, vs. Tougaloo (11/6/25)
SBC --

» MINUTES

Season 17, vs. William Carey (11/18/25)
Career 17, vs. William Carey (11/18/25)
SBC --

Forward » R-Freshman » 6-9 » 243 » Raymond, Miss. » Mississippi State

THE PAYMON FILE

2025-26 NOTABLES

- Scored two points in his collegiate debut in the game at Buffalo
- Scored a career-high five points in limited minutes at Grambling and also pulled down two rebounds
- Picked up back-to-back starts against William Carey and North Florida
- Scored a career-high nine points in the win over William Carey on 4-4 shooting

PRODUCTION	'25-26	CAREER
Double-doubles	--	--
Triple-doubles	--	--
Double-figure scoring	--	--
Double-figure rebounds	--	--
Double-figure assists	--	--
Southern Miss leading scorer	--	--
Southern Miss leading rebounds	--	--
Southern Miss leading assists	--	--
Scoring 20+ points	--	--
Scoring 30+ points	--	--
3+ three pointers	--	--
5+ assists	--	--
5+ blocks shots	--	--
5+ steals	--	--

THE SEASON AND CAREER VAULT

DATE	OPPONENT	GS	MIN	FG	3PT	FT	O	D	TR	PF	AST	TO	BLK	STL	PTS
Nov. 3	Buffalo		3:32	1-2	0-1	0-0	1	1	2	1	0	0	0	0	2
NOV. 6	TOUGALOO		11:42	0-0	0-0	2-4	0	2	2	3	1	3	2	2	2
Nov. 9	South Carolina						DID NOT PLAY								
Nov. 13	Grambling		5:44	2-3	0-0	1-2	2	0	2	2	1	1	1	0	5
NOV. 18	WILLIAM CAREY	*	17:37	4-4	1-1	0-0	0	1	1	3	1	1	2	1	9
Nov. 22	North Florida	*	3:32	1-2	0-1	0-0	0	0	0	0	0	1	0	0	2
Nov. 23	UT Martin		1:40	0-1	0-0	0-0	0	0	0	2	0	0	0	0	0
Dec. 3	Radford		2:50	0-1	0-0	0-0	1	0	1	1	0	1	0	0	0
Dec. 6	Miami														
DEC. 8	GRAMBLING														
Dec. 13	Ole Miss														
DEC. 18	LOUISIANA*														
DEC. 20	ARKANSAS STATE*														
Dec. 29	LSU														
Jan. 1	ULM*														
Jan. 3	Louisiana*														
JAN. 8	TEXAS STATE*														
JAN. 10	ULM*														
Jan. 14	Troy*														
Jan. 17	Texas State*														
Jan. 22	Georgia State*														
Jan. 24	Coastal Carolina*														
JAN. 29	APP STATE*														
JAN. 31	JAMES MADISON*														
Feb. 4	Marshall*														
FEB. 7	TBA														
FEB. 12	SOUTH ALABAMA*														
FEB. 14	TROY*														
FEB. 21	OLD DOMINION*														
Feb. 24	Arkansas State*														
Feb. 27	South Alabama*														

				Field Goals		3-Point		F-Throws		Rebounds					Scoring
SEASON	TEAM	GP-GS	MIN/AVG	FG-FGA	FG%	3FG-3FGA	3FG%	FT-FTA	FT%	OFF	DEF	TOT	AVG	PF-FO	A TO BLK STL PTS AVG
2025-26	USM	7-2	47/6.7	8-13	.615	1-3	.333	3-6	.500	4	4	8	1.1	12-0	3 7 5 3 20 2.9
TOTAL		7-2	47/6.7	8-13	.615	1-3	.333	3-6	.500	4	4	8	1.1	12-0	3 7 5 3 20 2.9



12

FELIPE PATINO

PERSONAL HIGHS

» POINTS

Season 18, vs. Tougaloo (11/6/25)
Career 18, vs. Tougaloo (11/6/25)
SBC --

» FG MADE

Season 6, vs. Tougaloo (11/6/25)
Career 6, vs. Tougaloo (11/6/25)
SBC --

» FG ATTEMPTED

Season 10, vs. Tougaloo (11/6/25)
Career 10, vs. Tougaloo (11/6/25)
SBC --

» 3FG MADE

Season 6, vs. Tougaloo (11/6/25)
Career 6, vs. Tougaloo (11/6/25)
SBC --

» 3FG ATTEMPTED

Season 10, vs. Tougaloo (11/6/25)
Career 10, vs. Tougaloo (11/6/25)
SBC --

» FT MADE

Season --
Career --
SBC --

» FT ATTEMPTED

Season --
Career --
SBC --

» OFFENSIVE REBOUNDS

Season 1 (3x), last at South Carolina (11/9/25)
Career 1 (3x), last at South Carolina (11/9/25)
SBC --

» DEFENSIVE REBOUNDS

Season 2, vs. Tougaloo (11/6/25)
Career 2, vs. Tougaloo (11/6/25)
SBC --

» TOTAL REBOUNDS

Season 3, vs. Tougaloo (11/6/25)
Career 3, vs. Tougaloo (11/6/25)
SBC --

» ASSISTS

Season 1, at Grambling (11/13/25)
Career 1, at Grambling (11/13/25)
SBC --

» BLOCKS

Season --
Career --
SBC --

» STEALS

Season 2, vs. North Florida (11/22/25)
Career 2, vs. North Florida (11/22/25)
SBC --

» MINUTES

Season 19, vs. Tougaloo (11/6/25)
Career 19, vs. Tougaloo (11/6/25)
SBC --

Guard » Sophomore » 6-4 » 190 » Mississauga, Canada » Eastern Florida State CC

THE PATINO FILE

2025-26 NOTABLES

-Scored 18 points on 6 3's in the win over Tougaloo, finishing with a career-high in points. Tied for the second-most under Ladner

PRODUCTION	'25-26	CAREER
Double-doubles	--	--
Triple-doubles	--	--
Double-figure scoring	1	1
Double-figure rebounds	--	--
Double-figure assists	--	--
Southern Miss leading scorer	1	1
Southern Miss leading rebounds	--	--
Southern Miss leading assists	--	--
Scoring 20+ points	--	--
Scoring 30+ points	--	--
3+ three pointers	1	1
5+ assists	--	--
5+ blocks shots	--	--
5+ steals	--	--

THE SEASON AND CAREER VAULT

DATE	OPPONENT	GS	MIN	FG	3PT	FT	O	D	TR	PF	AST	TO	BLK	STL	PTS
Nov. 3	Buffalo		6:15	0-1	0-1	0-0	1	0	1	1	0	0	0	0	0
NOV. 6	TOUGALOO		19:01	6-10	6-10	0-0	1	2	3	0	0	0	0	0	18
Nov. 9	South Carolina		17:19	2-3	1-2	0-0	1	0	1	2	0	0	0	0	5
Nov. 13	Grambling		7:25	0-0	0-0	0-0	0	1	1	0	1	1	0	1	0
NOV. 18	WILLIAM CAREY		13:39	1-7	1-6	0-0	0	1	1	0	0	1	0	0	3
Nov. 22	North Florida		4:38	0-0	0-0	0-0	0	0	0	1	0	0	0	2	0
Nov. 23	UT Martin		4:15	0-1	0-1	0-0	0	0	0	0	0	0	0	0	0
Dec. 3	Radford		2:50	0-1	0-1	0-0	0	0	0	0	0	0	0	0	0
Dec. 6	Miami														
DEC. 8	GRAMBLING														
Dec. 13	Ole Miss														
DEC. 18	LOUISIANA*														
DEC. 20	ARKANSAS STATE*														
Dec. 29	LSU														
Jan. 1	ULM*														
Jan. 3	Louisiana*														
JAN. 8	TEXAS STATE*														
JAN. 10	ULM*														
Jan. 14	Troy*														
Jan. 17	Texas State*														
Jan. 22	Georgia State*														
Jan. 24	Coastal Carolina*														
JAN. 29	APP STATE*														
JAN. 31	JAMES MADISON*														
Feb. 4	Marshall*														
FEB. 7	TBA														
FEB. 12	SOUTH ALABAMA*														
FEB. 14	TROY*														
FEB. 21	OLD DOMINION*														
Feb. 24	Arkansas State*														
Feb. 27	South Alabama*														

					Field Goals		3-Point		F-Throws		Rebounds				Scoring
SEASON	TEAM	GP-GS	MIN/AVG	FG-FGA	FG%	3FG-3FGA	3FG%	FT-FTA	FT%	OFF	DEF	TOT	AVG	PF-FO	A TO BLK STL PTS AVG
2025-26	USM	8-0	75/9.4	9-23	.391	8-21	.381	0-0	.000	3	4	7	0.9	4-0	1 2 0 3 26 3.3
	TOTAL	8-0	75/9.4	9-23	.391	8-21	.381	0-0	.000	3	4	7	0.9	4-0	1 2 0 3 26 3.3



13

DYLAN BRUMFIELD

PERSONAL HIGHS

» POINTS

Season 13, vs. North Florida (11/22/25)
Career 34, Life (1/30/25)
SBC --

» FG MADE

Season 6, vs. North Florida (11/22/25)
Career 11, Life (1/30/25)
SBC --

» FG ATTEMPTED

Season 8, vs. UT Martin (11/23/25)
Career 23, at Stillman (2/20/24)
SBC --

» 3FG MADE

Season --
Career 4, at Tougaloo (2/3/25)
SBC --

» 3FG ATTEMPTED

Season 1 (6x), last at Radford (12/3/25)
Career 7, at Stillman (2/20/24)
SBC --

» FT MADE

Season 8, at Radford (12/3/25)
Career 13, Blue Mountain Christian (12/19/24)
SBC --

» FT ATTEMPTED

Season 8, at Radford (12/3/25)
Career 16, Life (1/30/25)
SBC --

» OFFENSIVE REBOUNDS

Season 2 (2x), last at Radford (12/3/25)
Career 4, at Middle Georgia St. (2/10/24)
SBC --

» DEFENSIVE REBOUNDS

Season 5, at Radford (12/3/25)
Career 9, Middle Georgia St. (1/6/24)
SBC --

» TOTAL REBOUNDS

Season 7, at Radford (12/3/25)
Career 10, Middle Georgia St. (1/6/24)
SBC --

» ASSISTS

Season 7, vs. North Florida (11/22/25)
Career 10 (2x), last vs. Southeastern Baptist (12/9/24)
SBC --

» BLOCKS

Season 2, vs. William Carey (11/18/25)
Career 2 (4x), last vs. William Carey (11/18/25)
SBC --

» STEALS

Season 2 (2x), last at South Carolina (11/9/25)
Career 6, Louisiana Christian (11/9/24)
SBC --

» MINUTES

Season 36, vs. UT Martin (11/23/25)
Career 46, Life (1/30/25)
SBC --

Guard » Senior » 6-5 » 189 » Hattiesburg, Miss. » William Carey

THE BRUMFIELD FILE

2025-26 NOTABLES

-Has scored in the first two games and has seven assists in that span
- Reached double figures for the first time against North Florida, finishing with 13 points. Also had a game-high seven assists

PRODUCTION	'25-26	CAREER
Double-doubles	--	1
Triple-doubles	--	1
Double-figure scoring	2	34
Double-figure rebounds	--	1
Double-figure assists	--	2
Southern Miss leading scorer	--	0
Southern Miss leading rebounds	--	0
Southern Miss leading assists	3	3
Scoring 20+ points	--	21
Scoring 30+ points	--	1
3+ three pointers	--	5
5+ assists	1	23
5+ blocks shots	--	0
5+ steals	--	4

THE SEASON AND CAREER VAULT

DATE	OPPONENT	GS	MIN	FG	3PT	FT	O	D	TR	PF	AST	TO	BLK	STL	PTS
Nov. 3	Buffalo	*	17:41	1-3	0-1	0-0	0	2	2	4	3	0	0	1	2
NOV. 6	TOUGALOO	*	21:38	1-3	0-0	2-4	1	2	3	2	4	0	0	2	4
Nov. 9	South Carolina	*	16:24	1-2	0-1	0-0	0	1	1	2	2	0	0	2	2
Nov. 13	Grambling	*	20:19	1-5	0-1	2-2	0	0	0	2	2	1	1	1	4
NOV. 18	WILLIAM CAREY	*	24:45	0-3	0-1	2-4	1	1	2	3	5	2	2	1	2
Nov. 22	North Florida	*	31:11	6-7	0-0	1-4	0	2	2	4	7	1	0	1	13
Nov. 23	UT Martin	*	35:45	1-8	0-1	4-4	2	1	3	2	0	0	1	0	6
Dec. 3	Radford	*	31:32	2-5	0-1	8-8	2	5	7	4	1	3	0	0	12
Dec. 6	Miami														
DEC. 8	GRAMBLING														
Dec. 13	Ole Miss														
DEC. 18	LOUISIANA*														
DEC. 20	ARKANSAS STATE*														
Dec. 29	LSU														
Jan. 1	ULM*														
Jan. 3	Louisiana*														
JAN. 8	TEXAS STATE*														
JAN. 10	ULM*														
Jan. 14	Troy*														
Jan. 17	Texas State*														
Jan. 22	Georgia State*														
Jan. 24	Coastal Carolina*														
JAN. 29	APP STATE*														
JAN. 31	JAMES MADISON*														
Feb. 4	Marshall*														
FEB. 7	TBA														
FEB. 12	SOUTH ALABAMA*														
FEB. 14	TROY*														
FEB. 21	OLD DOMINION*														
Feb. 24	Arkansas State*														
Feb. 27	South Alabama*														

				Field Goals		3-Point		F-Throws		Rebounds								Scoring		
SEASON	TEAM	GP-GS	MIN/AVG	FG-FGA	FG%	3FG-3FGA	3FG%	FT-FTA	FT%	OFF	DEF	TOT	AVG	PF-FO	A	TO	BLK	STL	PTS	AVG
2025-26	USM	8-8	199/24.9	13-36	.361	0-6	.000	19-26	.731	6	14	20	2.5	23-0	24	7	4	8	45	5.6
TOTAL		8-8	199/24.9	13-36	.361	0-6	.000	19-26	.731	6	14	20	2.5	23-0	24	7	4	8	45	5.6



15

DJAH BINET

PERSONAL HIGHS

» POINTS

Season 17, at Radford (12/3/25)
Career 21, at Mississippi Valley (3/6/25)
SBC --

» FG MADE

Season 6, vs. UT Martin (11/23/25)
Career 9, at Mississippi Valley (3/6/25)
SBC --

» FG ATTEMPTED

Season 9, at Radford (12/3/25)
Career 14, at UC Riverside (11/24/24)
SBC --

» 3FG MADE

Season --
Career --
SBC --

» 3FG ATTEMPTED

Season --
Career --
SBC --

» FT MADE

Season 7, at Radford (12/3/25)
Career 9, Florida A&M (1/25/25)
SBC --

» FT ATTEMPTED

Season 8, at Radford (12/3/25)
Career 11, Florida A&M (1/25/25)
SBC --

» OFFENSIVE REBOUNDS

Season 4 (2x), last at Radford (12/3/25)
Career 9, at Texas Southern (1/18/25)
SBC --

» DEFENSIVE REBOUNDS

Season 9, at Radford (12/3/25)
Career 11, at Prairie View A&M (1/20/25)
SBC --

» TOTAL REBOUNDS

Season 13, at Radford (12/3/25)
Career 17, at Prairie View A&M (1/20/25)
SBC --

» ASSISTS

Season 2 (2x), last at Radford (12/3/25)
Career 3, Prairie View A&M (3/1/25)
SBC --

» BLOCKS

Season 2, at Radford (12/3/25)
Career 3 (2x), last vs. Bethune-Cookman (1/27/25)
SBC --

» STEALS

Season 1 (3x), last vs. William Carey (11/18/25)
Career 2 (4x), last vs. Texas Southern (3/3/25)
SBC --

» MINUTES

Season 35, at Radford (12/3/25)
Career 37, at South Alabama (11/29/24)
SBC --

Forward » Graduate » 6-7 » 215 » Nice, France » Alcorn State

THE BINET FILE

2025-26 NOTABLES

- Has had a productive start in the first two games with seven and eight points, respectively. Also has nine rebounds, including six in the season opener
- Named All-Tournament Team at the Pensacola Invitational after going for 12 and 14, respectively. Grabbed 11 rebounds over the weekend at the event, with six coming against North Florida

PRODUCTION	'25-26	CAREER
Double-doubles	1	7
Triple-doubles	--	--
Double-figure scoring	3	22
Double-figure rebounds	1	10
Double-figure assists	--	--
Southern Miss leading scorer	1	1
Southern Miss leading rebounds	2	2
Southern Miss leading assists	--	--
Scoring 20+ points	--	1
Scoring 30+ points	--	--
3+ three pointers	--	--
5+ assists	--	--
5+ blocks shots	--	--
5+ steals	--	--

THE SEASON AND CAREER VAULT

DATE	OPPONENT	GS	MIN	FG	3PT	FT	O	D	TR	PF	AST	TO	BLK	STL	PTS
Nov. 3	Buffalo	*	18:00	2-3	0-0	3-3	3	3	6	2	2	1	0	1	7
NOV. 6	TOUGALOO	*	12:53	2-3	0-0	4-4	2	1	3	1	0	0	0	1	8
Nov. 9	South Carolina	*	13:54	0-1	0-0	0-0	1	2	3	1	1	1	0	0	0
Nov. 13	Grambling	*	16:20	1-3	0-0	2-4	3	1	4	3	1	0	1	0	4
NOV. 18	WILLIAM CAREY		17:27	4-4	0-0	1-2	1	5	6	2	1	0	1	1	9
Nov. 22	North Florida		25:33	5-7	0-0	2-5	4	2	6	2	1	3	0	0	12
Nov. 23	UT Martin	*	26:24	6-8	0-0	2-3	3	2	5	1	1	0	1	0	14
Dec. 3	Radford	*	34:41	5-9	0-0	7-8	4	9	13	0	2	2	2	0	17
Dec. 6	Miami														
DEC. 8	GRAMBLING														
Dec. 13	Ole Miss														
DEC. 18	LOUISIANA*														
DEC. 20	ARKANSAS STATE*														
Dec. 29	LSU														
Jan. 1	ULM*														
Jan. 3	Louisiana*														
JAN. 8	TEXAS STATE*														
JAN. 10	ULM*														
Jan. 14	Troy*														
Jan. 17	Texas State*														
Jan. 22	Georgia State*														
Jan. 24	Coastal Carolina*														
JAN. 29	APP STATE*														
JAN. 31	JAMES MADISON*														
Feb. 4	Marshall*														
FEB. 7	TBA														
FEB. 12	SOUTH ALABAMA*														
FEB. 14	TROY*														
FEB. 21	OLD DOMINION*														
Feb. 24	Arkansas State*														
Feb. 27	South Alabama*														

SEASON	TEAM	GP-GS	MIN/AVG	FG-FGA	FG%	3FG-3FGA	3FG%	FT-FTA	FT%	OFF	DEF	TOT	AVG	PF-FO	A	TO	BLK	STL	PTS	AVG
2023-24	Alcorn	28-11	401/14.3	42-72	.583	0-0	.000	18-33	.545	50	57	107	3.8	50-0	5	21	4	6	102	3.6
2024-25	Alcorn	31-29	795/25.7	117-212	.552	0-0	.000	60-95	.632	104	131	235	7.6	90-4	12	55	21	18	294	9.5
2025-26	USM	8-6	165/20.6	25-38	.658	0-0	.000	21-29	.724	21	25	46	5.8	12-0	9	7	5	3	71	8.9
TOTAL FOR USM		8-6	165/20.6	25-38	.658	0-0	.000	21-29	.724	21	25	46	5.8	12-0	9	7	5	3	71	8.9
TOTAL		67-46	1361/20.3	184-322	.571	0-0	.000	99-157	.631	175	213	388	5.8	152-4	26	83	30	27	467	7.0



21

IJ EZUMA

PERSONAL HIGHS

» POINTS

Season 5, vs. Tougaloo (11/6/25)
Career 6, Ball State (2/1/22)
SBC --

» FG MADE

Season 1 (4x), last at Grambling (11/13/25)
Career 2 (4x), last vs. Miami (Ohio) (2/15/22)
SBC --

» FG ATTEMPTED

Season 5, at South Carolina (11/9/25)
Career 5, at South Carolina (11/9/25)
SBC --

» 3FG MADE

Season --
Career --
SBC --

» 3FG ATTEMPTED

Season 2, at South Carolina (11/9/25)
Career 2, at South Carolina (11/9/25)
SBC --

» FT MADE

Season 3, vs. Tougaloo (11/6/25)
Career 3, vs. Tougaloo (11/6/25)
SBC --

» FT ATTEMPTED

Season 4, vs. Tougaloo (11/6/25)
Career 4 (2x), last vs. Tougaloo (11/6/25)
SBC --

» OFFENSIVE REBOUNDS

Season 2, at Grambling (11/13/25)
Career 2 (3x), last vs. Central Michigan (2/22/22)
SBC --

» DEFENSIVE REBOUNDS

Season 6, vs. Tougaloo (11/6/25)
Career 6, vs. Tougaloo (11/6/25)
SBC --

» TOTAL REBOUNDS

Season 7, vs. Tougaloo (11/6/25)
Career 7, vs. Tougaloo (11/6/25)
SBC --

» ASSISTS

Season 1 (2x), last vs. Tougaloo (11/6/25)
Career 1 (5x), last vs. Tougaloo (11/6/25)
SBC --

» BLOCKS

Season 1 (2x), last at South Carolina (11/9/25)
Career 2 (2x), last at Kent State (2/18/22)
SBC --

» STEALS

Season --
Career 1 (2x), last at Kent State (2/18/22)
SBC --

» MINUTES

Season 15, at Grambling (11/13/25)
Career 18, Miami (Ohio) (2/15/22)
SBC --

Forward » R-Junior » 6-8 » 239 » Raleigh, N.C. » South Plains CC

THE EZUMA FILE

2025-26 NOTABLES

- Had a career-high seven rebounds in the win over Tougaloo
- Scored four points in a close loss at Grambling

PRODUCTION	'25-26	CAREER
Double-doubles	--	--
Triple-doubles	--	--
Double-figure scoring	--	--
Double-figure rebounds	--	--
Double-figure assists	--	--
Southern Miss leading scorer	--	--
Southern Miss leading rebounds	--	--
Southern Miss leading assists	--	--
Scoring 20+ points	--	--
Scoring 30+ points	--	--
3+ three pointers	--	--
5+ assists	--	--
5+ blocks shots	--	--
5+ steals	--	--

THE SEASON AND CAREER VAULT

DATE	OPPONENT	GS	MIN	FG	3PT	FT	O	D	TR	PF	AST	TO	BLK	STL	PTS
Nov. 3	Buffalo		10:28	1-3	0-0	0-0	1	0	1	1	1	1	0	0	2
NOV. 6	TOUGALOO		10:56	1-1	0-0	3-4	1	6	7	1	1	0	1	0	5
Nov. 9	South Carolina		10:27	1-5	0-2	0-0	1	1	2	2	0	0	1	0	2
Nov. 13	Grambling		15:32	1-3	0-0	2-2	2	1	3	2	0	0	0	0	4
NOV. 18	WILLIAM CAREY						DID NOT PLAY - INJURED								
Nov. 22	North Florida		4:35	0-2	0-1	2-2	0	1	1	1	0	0	0	0	2
Nov. 23	UT Martin		1:45	0-0	0-0	0-2	0	0	0	2	0	0	0	0	0
Dec. 3	Radford		5:57	0-1	0-0	0	1	1	1	0	0	0	0	0	0
Dec. 6	Miami														
DEC. 8	GRAMBLING														
Dec. 13	Ole Miss														
DEC. 18	LOUISIANA*														
DEC. 20	ARKANSAS STATE*														
Dec. 29	LSU														
Jan. 1	ULM*														
Jan. 3	Louisiana*														
JAN. 8	TEXAS STATE*														
JAN. 10	ULM*														
Jan. 14	Troy*														
Jan. 17	Texas State*														
Jan. 22	Georgia State*														
Jan. 24	Coastal Carolina*														
JAN. 29	APP STATE*														
JAN. 31	JAMES MADISON*														
Feb. 4	Marshall*														
FEB. 7	TBA														
FEB. 12	SOUTH ALABAMA*														
FEB. 14	TROY*														
FEB. 21	OLD DOMINION*														
Feb. 24	Arkansas State*														
Feb. 27	South Alabama*														

			Field Goals		3-Point		F-Throws		Rebounds				Scoring	
SEASON	TEAM	GP-GS MIN/AVG	FG-FGA	FG%	3FG-3FGA	3FG%	FT-FTA	FT%	OFF	DEF	TOT	AVG	PF-FO	A TO BLK STL PTS AVG
2021-22	Ohio	28-1 189/6.7	17-38 .447		0-1 .000		10-21 .476		15	18	33	1.2	36-2 4	10 9 2 44 1.6
2025-26	USM	7-0 60/8.5	4-15 .267		0-3 .000		7-10 .700		5	10	15	2.1	10-0 2	1 2 0 15 2.1
TOTAL FOR USM		7-0 60/8.5	4-15 .267		0-3 .000		7-10 .700		5	10	15	2.1	10-0 2	1 2 0 15 2.1
TOTAL		35-1 249/7.1	21-53 .396		0-4 .000		17-31 .548		20	28	48	1.4	46-2 6	11 11 2 59 1.7



22

TEGRA IZAY

PERSONAL HIGHS

» POINTS

Season 10, vs. William Carey (11/18/25)
Career 13, Western Michigan (2/10/24)
SBC --

» FG MADE

Season 4, vs. William Carey (11/18/25)
Career 6, Western Michigan (2/10/24)
SBC --

» FG ATTEMPTED

Season 5, vs. William Carey (11/18/25)
Career 10, at McNeese (12/13/23)
SBC --

» 3FG MADE

Season --
Career --
SBC --

» 3FG ATTEMPTED

Season --
Career --
SBC --

» FT MADE

Season 2 (3x), last vs. UT Martin (11/23/25)
Career 6, ULM (2/15/24)
SBC --

» FT ATTEMPTED

Season 6, vs. Tougaloo (11/6/25)
Career 8, (2x) ULM (2/15/24)
SBC --

» OFFENSIVE REBOUNDS

Season 5, vs. Tougaloo (11/6/25)
Career 6 (2x), at McNeese (12/13/23)
SBC --

» DEFENSIVE REBOUNDS

Season 5 (2x), last vs. William Carey (11/18/25)
Career 9, at Milwaukee (11/25/23)
SBC --

» TOTAL REBOUNDS

Season 8 (2x), last vs. William Carey (11/18/25)
Career 14, at McNeese (12/13/23)
SBC --

» ASSISTS

Season 1 (3x), last vs. North Florida (11/22/25)
Career 2 (2x), last at ULM (1/11/24)
SBC --

» BLOCKS

Season 3, at Buffalo (11/3/25)
Career 5, at ULM (1/11/24)
SBC --

» STEALS

Season 1, vs. Tougaloo (11/6/25)
Career 2 (2x), last at South Alabama (2/28/24)
SBC --

» MINUTES

Season 22, vs. William Carey (11/18/25)
Career 34, ULM (2/15/24)
SBC --

Center » Graduate » 7-0 » 269 » Montral, Canada » Harcum CC

THE IZAY FILE

2025-26 NOTABLES

-Had three blocks against Buffalo and added eight rebounds in the win over Tougaloo
- Reached double figures for the first time this season against William Carey, finishing with 10 points. Also had eight rebounds and two blocks
- Added eight points and four boards in the title game victory over UT Martin at the Pensacola Invitational

PRODUCTION	'25-26	CAREER
Double-doubles	--	1
Triple-doubles	--	--
Double-figure scoring	--	4
Double-figure rebounds	--	2
Double-figure assists	--	--
Southern Miss leading scorer	--	--
Southern Miss leading rebounds	1	6
Southern Miss leading assists	--	1
Scoring 20+ points	--	--
Scoring 30+ points	--	--
3+ three pointers	--	--
5+ assists	--	--
5+ blocks shots	--	1
5+ steals	--	--

THE SEASON AND CAREER VAULT

DATE	OPPONENT	GS	MIN	FG	3PT	FT	O	D	TR	PF	AST	TO	BLK	STL	PTS
Nov. 3	Buffalo		7:46	0-0	0-0	0-0	0	0	0	0	0	0	3	0	0
NOV. 6	TOUGALOO		16:11	1-3	0-0	2-6	5	3	8	3	0	2	2	1	4
Nov. 9	South Carolina		19:14	0-1	0-0	0-0	1	5	6	1	1	0	0	0	0
Nov. 13	Grambling		2:24	0-0	0-0	0-0	0	0	0	1	0	0	0	0	0
NOV. 18	WILLIAM CAREY	*	22:33	4-5	0-0	2-2	3	5	8	2	1	2	2	0	10
Nov. 22	North Florida	*	9:18	1-2	0-0	0-0	1	1	2	0	1	0	0	0	2
Nov. 23	UT Martin		10:11	3-3	0-0	2-4	2	2	4	2	0	0	0	0	8
Dec. 3	Radford		5:43	0-1	0-0	0-0	0	2	2	1	0	0	0	0	0
Dec. 6	Miami														
DEC. 8	GRAMBLING														
Dec. 13	Ole Miss														
DEC. 18	LOUISIANA*														
DEC. 20	ARKANSAS STATE*														
Dec. 29	LSU														
Jan. 1	ULM*														
Jan. 3	Louisiana*														
JAN. 8	TEXAS STATE*														
JAN. 10	ULM*														
Jan. 14	Troy*														
Jan. 17	Texas State*														
Jan. 22	Georgia State*														
Jan. 24	Coastal Carolina*														
JAN. 29	APP STATE*														
JAN. 31	JAMES MADISON*														
Feb. 4	Marshall*														
FEB. 7	TBA														
FEB. 12	SOUTH ALABAMA*														
FEB. 14	TROY*														
FEB. 21	OLD DOMINION*														
Feb. 24	Arkansas State*														
Feb. 27	South Alabama*														

				Field Goals		3-Point		F-Throws		Rebounds											Scoring	
SEASON	TEAM	GP-GS	MIN/AVG	FG-FGA	FG%	3FG-3FGA	3FG%	FT-FTA	FT%	OFF	DEF	TOT	AVG	PF-FO	A	TO	BLK	STL	PTS	AVG		
2020-21	LaS	11-0	92/8.3	5-12	.417	0-0	.000	0-0	.000	9	15	24	2.2	15-0	5	6	5	1	10	0.9		
2021-22	LaS	3-0	23/7.6	2-4	.500	0-0	.000	0-0	.000	3	3	6	2.0	6-0	0	0	0	0	4	1.3		
2023-24	USM	31-13	494/15.9	50-85	.588	0-0	.000	26-51	.510	44	88	132	4.3	53-2	8	33	29	6	126	4.1		
2024-25	USM	4-0	38/9.5	5-6	.833	0-0	.000	0-0	.000	3	8	11	2.8	5-0	1	1	4	2	10	2.5		
2025-26	USM	8-2	93/11.7	9-15	.600	0-0	.000	6-12	.500	12	18	30	3.8	10-0	3	4	7	1	24	3.0		
TOTAL FOR USM		43-15	625/14.5	64-106	.604	0-0	.000	32-63	.508	59	114	173	4.0	68-2	12	38	40	9	160	3.7		
TOTAL		57-15	739/13.0	71-122	.582	0-0	.000	32-63	.508	71	132	203	3.6	89-2	17	44	45	10	174	3.1		

2025-26 OVERALL STATS

Game Records

Record	Overall	Home	Away	Neutral
ALL GAMES	5-3	2-0	1-3	2-0
CONFERENCE	0-0	0-0	0-0	0-0
NON-CONFERENCE	5-3	2-0	1-3	2-0

Score by Periods

Team	1st	2nd	OT	TOT
Southern Miss.	299	339	9	647
Opponents	276	288	13	577

Team Box Score

No.	Player				Total		3-Point		F-Throw		Rebounds													
		GP-GS	MIN	AVG	FG-FGA	FG%	3FG-3FGA	3FG%	FT-FTA	FT%	OFF	DEF	TOT	AVG	PF	DQ	A	TO	BLK	STL	PTS	AVG		
4	WEEKS, Tylik	7-6	224:31	32.1	46-81	.568	2-10	.200	34-41	.829	13	27	40	5.7	13	0	15	12	1	11	128	18.3		
10	TAVERAS, Isaac	8-7	199:36	24.9	59-107	.551	4-16	.250	21-36	.583	12	45	57	7.1	25	1	17	19	2	18	143	17.9		
15	BINET, Djahi	8-6	165:09	20.6	25-38	.658	0-0	.000	21-29	.724	21	25	46	5.8	12	0	9	7	5	3	71	8.9		
1	LEWIS, Curt	8-6	192:03	24.0	16-37	.432	13-33	.394	7-9	.778	7	12	19	2.4	15	1	9	7	2	8	52	6.5		
0	HART, Israel	8-0	140:02	17.5	15-60	.250	7-29	.241	12-13	.923	1	14	15	1.9	10	0	16	10	1	6	49	6.1		
13	BRUMFIELD, Dylan	8-8	199:15	24.9	13-36	.361	0-6	.000	19-26	.731	6	14	20	2.5	23	0	24	7	4	8	45	5.6		
3	TRAMBLE, Chiante	7-0	58:44	8.4	9-15	.600	5-9	.556	2-2	1.000	1	9	10	1.4	5	0	4	5	0	1	25	3.6		
9	BRANDON, Dalyn	4-1	21:26	5.4	5-5	1.000	3-3	1.000	0-0	.000	1	3	4	1.0	2	0	1	1	1	2	13	3.3		
12	PATINO, Felipe	8-0	75:21	9.4	9-23	.391	8-21	.381	0-0	.000	3	4	7	0.9	4	0	1	2	0	3	26	3.3		
22	IZAY, Tegra	8-2	93:21	11.7	9-15	.600	0-0	.000	6-12	.500	12	18	30	3.8	10	0	3	4	7	1	24	3.0		
11	PAYMON, EJ	7-2	46:37	6.7	8-13	.615	1-3	.333	3-6	.500	4	4	8	1.1	12	0	3	7	5	3	20	2.9		
2	CARRUTH, Brewer	8-2	58:58	7.4	6-13	.462	3-7	.429	4-5	.800	3	7	10	1.3	6	0	2	3	0	1	19	2.4		
21	EZUMA, IJ	7-0	59:40	8.5	4-15	.267	0-3	.000	7-10	.700	5	10	15	2.1	10	0	2	1	2	0	15	2.1		
7	DIAGNE, Fallou	7-0	49:25	7.1	4-13	.308	3-10	.300	0-0	.000	1	6	7	1.0	2	0	2	1	0	0	11	1.6		
6	COWHERD, Robert	4-0	40:52	10.2	2-10	.200	2-8	.250	0-1	.000	0	4	4	1.0	4	0	0	2	0	0	6	1.5		
Team											13	18	31					6						
Total		8	1625		230-481	.478	51-158	.323	136-190	.716	103	220	323	40.4	153	2	108	94	30	65	647	80.9		
Opponents		8	1625		187-459	.407	82-229	.358	121-168	.720	77	172	249	31.1	160	4	116	102	26	50	577	72.1		

Team Statistics

	USM	OPP
Scoring	647	577
Points per game	80.9	72.1
Scoring margin	+8.8	-
Field goals-att	230-481	187-459
Field goal pct	.478	.407
3 point fg-att	51-158	82-229
3-point FG pct	.323	.358
3-pt FG made per game	6.4	10.3
Free throws-att	136-190	121-168
Free throw pct	.716	.720
F-Throws made per game	17.0	15.1
Rebounds	323	249
Rebounds per game	40.4	31.1
Rebounding margin	+9.3	-
Assists	108	116
Assists per game	13.5	14.5
Turnovers	94	102
Turnovers per game	11.8	12.8
Turnover margin	+1.0	-
Assist/turnover ratio	1.1	1.1
Steals	65	50
Steals per game	8.1	6.3
Blocks	30	26
Blocks per game	3.8	3.3
Winning streak	4	-
Home win streak	2	-
Attendance	5729	16417
Home games-Avg/Game	2-2865	4-4104
Neutral site-Avg/Game	-	2-903

Team Results

Date	Opponent		Score	Att.
11/03/2025	at Buffalo	L	79-85	1631
11/06/2025	Tougaloo	W	93-57	2176
11/09/2025	at South Carolina	Lot	79-83	11420
11/13/2025	at Grambling	L	70-75	1578
11/18/2025	William Carey	W	82-59	3553
11/22/2025	vs North Florida	W	92-83	874
11/23/2025	vs UT Martin	W	70-60	932
12/03/2025	at Radford	W	82-75	1788

2025-26 SOUTHERN MISS GAME-BY-GAME

			Total		3-Pointers		Free throws		Rebounds											
Opponent	Date	Score	FG-FGA	PCT	3FG-3FGA	PCT	FT-FTA	PCT	OFF	DEF	TOT	AVG	PF	A	TO	BLK	STL	PTS	AVG	
at Buffalo	11/03/2025	79-85	L	27-50	.540	6-18	.333	19-20	.950	7	22	29	29.0	27	17	14	3	6	79	79.0
Tougaloo	11/06/2025	93-57	W	30-67	.448	13-34	.382	20-29	.690	16	36	52	40.5	20	17	14	5	11	93	86.0
at South Carolina	11/09/2025	79-83	Lot	29-67	.433	5-22	.227	16-21	.762	13	30	43	41.3	21	10	9	3	8	79	83.7
at Grambling	11/13/2025	70-75	L	24-63	.381	4-16	.250	18-29	.621	18	19	37	40.3	16	12	11	3	15	70	80.3
William Carey	11/18/2025	82-59	W	30-56	.536	10-24	.417	12-18	.667	7	39	46	41.4	14	17	14	9	7	82	80.6
vs North Florida	11/22/2025	92-83	W	37-64	.578	2-10	.200	16-26	.615	15	20	35	40.3	15	16	10	1	8	92	82.5
vs UT Martin	11/23/2025	70-60	W	28-54	.519	6-16	.375	8-15	.533	13	21	34	39.4	18	10	8	3	5	70	80.7
at Radford	12/03/2025	82-75	W	25-60	.417	5-18	.278	27-32	.844	14	33	47	40.4	22	9	14	3	5	82	80.9
Total		647		230-481	.478	51-158	.323	136-190	.716	103	220	323	40.4	153	108	94	30	65	647	80.9
Opponents		577		187-459	.407	82-229	.358	121-168	.720	77	172	249	31.1	160	116	102	26	50	577	72.1

Southern Miss. Averages

Games Played	Points/game	FG Pct	3FG Pct	FT Pct	Rebounds/game	Assists/game	Turnovers/game	Assist/Turnover ratio	Steals/game	Blocks/game
8	80.9	47.8	32.3	71.6	40.4	13.5	11.8	1.1	8.1	3.8

2025-26 OPPONENT GAME-BY-GAME

			Total		3-Pointers		Free throws		Rebounds											
Opponent	Date	Score	FG-FGA	PCT	3FG-3FGA	PCT	FT-FTA	PCT	OFF	DEF	TOT	AVG	PF	A	TO	BLK	STL	PTS	AVG	
at Buffalo	11/03/2025	79-85	L	24-53	.453	12-30	.400	25-36	.694	13	17	30	30.0	18	16	8	4	8	85	85.0
Tougaloo	11/06/2025	93-57	W	18-57	.316	4-18	.222	17-25	.680	7	24	31	30.5	27	10	15	3	6	57	71.0
at South Carolina	11/09/2025	79-83	Lot	25-64	.391	16-43	.372	17-21	.810	12	27	39	33.3	20	18	15	2	5	83	75.0
at Grambling	11/13/2025	70-75	L	27-50	.540	9-20	.450	12-16	.750	5	23	28	32.0	20	19	17	7	6	75	75.0
William Carey	11/18/2025	82-59	W	20-76	.263	9-33	.273	10-13	.769	18	22	40	33.6	17	9	9	0	8	59	71.8
vs North Florida	11/22/2025	92-83	W	30-51	.588	15-30	.500	8-10	.800	2	18	20	31.3	23	22	18	3	5	83	73.7
vs UT Martin	11/23/2025	70-60	W	21-46	.457	7-21	.333	11-20	.550	9	18	27	30.7	12	10	9	3	4	60	71.7
at Radford	12/03/2025	82-75	W	22-62	.355	10-34	.294	21-27	.778	11	23	34	31.1	23	12	11	4	8	75	72.1
Total		577		187-459	.407	82-229	.358	121-168	.720	77	172	249	31.1	160	116	102	26	50	577	72.1
Southern Miss.		647		230-481	.478	51-158	.323	136-190	.716	103	220	323	40.4	153	108	94	30	65	647	80.9

Opponents Averages

Games Played	Points/game	FG Pct	3FG Pct	FT Pct	Rebounds/game	Assists/game	Turnovers/game	Assist/Turnover ratio	Steals/game	Blocks/game
8	72.1	40.7	35.8	72.0	31.1	14.5	12.8	1.1	6.3	3.3

INDIVIDUAL SUPERLATIVES

CATEGORY	SOUTHERN MISS	OPPONENT
Points Scored	37, Weeks vs. North Florida (11/22/25)	33, Meechie Johnson - South Carolina (11/9/25)
Total Field Goals	15, Weeks vs. North Florida (11/22/25)	9 (2x), last Meechie Johnson - South Carolina (11/9/25)
Total FGs Attempted	23, Weeks vs. North Florida (11/22/25)	19, Meechie Johnson - South Carolina (11/9/25)
Highest FG% (5 made)	.857, Brumfield vs. North Florida (11/22/25)	.833, Dalton Gayman - North Florida (11/22/25)
Highest FG% (10 made)	.733, Taveras at Buffalo (11/3/25)	.500, Ryan Sabol - Buffalo (11/3/25)
3-Point Field Goals	6, Patino vs. Tougaloo (11/6/25)	7 (2x), last Meechie Johnson - South Carolina (11/9/25)
3-Point FGs Attempted	10, Patino vs. Tougaloo (11/6/25)	15, Jaylon Johnson - Radford (12/3/25)
3-Point FG% (min. 3 made)	.750, Tramble at Buffalo (11/3/25)	.750, Noah Batchelor - Buffalo (11/3/25)
Free Throws	8, two players at Radford (12/3/25)	9 (2x), last Antonio Patterson - Tougaloo (11/6/25)
Free Throws Attempted	9, Weeks at Radford (12/3/25)	11 (2x), last Meechie Johnson - South Carolina (11/9/25)
Free Throw % (min. 5 made)	1.000, Brumfield at Radford (12/3/25)	1.000, Randarius Jones - Grambling (11/13/25)
Offensive Rebounds	5, Izay vs. Tougaloo (11/6/25)	6 (2x), last Randarius Hughes - William Carey (11/18/25)
Defensive Rebounds	9, Binet at Radford (12/3/25)	6 (3x), last Del Jones - Radford (12/3/25)
Total Rebounds	13, Binet at Radford (12/3/25)	11, Noah Batchelor - Buffalo (11/3/25)
Assists	7, Brumfield vs. North Florida (11/22/25)	8, Roderick Coffee II - Grambling (11/13/25)
Turnovers	7, Taveras at Buffalo (11/3/25)	5, Meechie Johnson - South Carolina (11/9/25)
Blocked Shots	3, Izay at Buffalo (11/3/25)	3, Tim Oboh - Buffalo (11/3/25)
Steals	6, Taveras at Grambling (11/13/25)	4, Roderick Coffee III - Grambling (11/13/25)
Minutes Played	36, two players at Grambling (11/13/25)	38, two players - Radford (12/3/25)

TEAM SUPERLATIVES

SOUTHERN MISS HIGH	SOUTHERN MISS LOW	CATEGORY	OPPONENT HIGH	OPPONENT LOW
93 vs. Tougaloo (11/6/25)	70 (2x) last vs. UT Martin (11/23/25)	Points	85 - Buffalo (11/3/25)	57 - Tougaloo (11/6/25)
52 (1H) vs. Tougaloo (11/6/25)	29 (2H) vs. UT Martin (11/23/25)	Points/Half	49 (2H) - Buffalo (11/3/25)	22 (2x) (2H) - last, UT Martin (11/23/25)
9 at South Carolina (11/9/25)	9 at South Carolina (11/9/25)	Points/OT	13 - South Carolina (11/9/25)	13 - South Carolina (11/9/25)
37 vs. North Florida (11/22/25)	24 at Grambling (11/13/25)	Field Goals	30 (2x) - last, North Florida (11/22/25)	18 - Tougaloo (11/6/25)
67 (2x) last at South Carolina (11/9/25)	50 at Buffalo (11/3/25)	Field Goal Attempts	76 - William Carey (11/18/25)	46 - UT Martin (11/23/25)
.578 vs. North Florida (11/22/25)	.381 at Grambling (11/13/25)	Field Goal Percentage	.588 - North Florida (11/22/25)	.263 - William Carey (11/18/25)
13 vs. Tougaloo (11/6/25)	2 vs. North Florida (11/22/25)	3-Point Field Goals	16 - South Carolina (11/9/25)	4 - Tougaloo (11/6/25)
34 vs. Tougaloo (11/6/25)	10 vs. North Florida (11/22/25)	3-Point Field Goal Attempts	43 - South Carolina (11/9/25)	18 - Tougaloo (11/6/25)
.417 vs. William Carey (11/18/25)	.200 vs. North Florida (11/22/25)	3-Point Field Goal Percentage	.500 - North Florida (11/22/25)	.222 - Tougaloo (11/6/25)
27 at Radford (12/3/25)	8 vs. UT Martin (11/23/25)	Free Throws Made	25 - Buffalo (11/3/25)	8 - UT Martin (11/23/25)
32 at Radford (12/3/25)	15 vs. UT Martin (11/23/25)	Free Throws Attempted	36 - Buffalo (11/3/25)	10 - UT Martin (11/23/25)
.950 at Buffalo (11/3/25)	.533 vs. UT Martin (11/23/25)	Free Throw Percentage	.810 - South Carolina (11/9/25)	.550 - UT Martin (11/23/25)
18 at Grambling (11/13/25)	7 (2x) last vs. William Carey (11/18/25)	Offensive Rebounds	18 - William Carey (11/18/25)	2 - North Florida (11/22/25)
39 vs. William Carey (11/18/25)	19 at Grambling (11/13/25)	Defensive Rebounds	27 - South Carolina (11/9/25)	17 - Buffalo (11/3/25)
52 vs. Tougaloo (11/6/25)	29 at Buffalo (11/3/25)	Team Rebounds	40 - William Carey (11/18/25)	20 - North Florida (11/22/23)
27 at Buffalo (11/3/25)	14 vs. William Carey (11/18/25)	Fouls	27 - Tougaloo (11/6/25)	12 - UT Martin (11/23/25)
1 at Buffalo (11/3/25)	0 (7x) last at Radford (12/3/25)	DQs	1 (2x) - last, North Florida (11/22/25)	0 (6x) - last, Radford (12/3/25)
17 (3x) last vs. William Carey (11/18/25)	9 at Radford (12/3/25)	Assists	22 - North Florida (11/22/25)	10 (2x) - last, UT Martin (11/23/25)
14 (3x) last at Radford (12/3/25)	8 vs. UT Martin (11/23/25)	Turnovers	18 - North Florida (11/22/25)	8 - Buffalo (11/3/25)
9 vs. William Carey (11/18/25)	1 vs. North Florida (11/22/25)	Blocked Shots	7 - Grambling (11/13/25)	0 - William Carey (11/18/25)
15 at Grambling (11/13/25)	5 (2x) last at Radford (12/3/25)	Steals	8 (2x) - last Radford (12/3/25)	4 - UT Martin (11/23/25)

2025-26 INDIVIDUAL LEADERS GAME-BY-GAME

OPPONENT	SCORE	W/L	POINTS	REBOUNDS	ASSISTS	STEALS	BLOCKED SHOTS
at Buffalo (11/3)	79-85	L	28, Taveras	6, two players	5, Weeks	2, Hart	3, Izay
Tougaloo (11.6)	93-57	W	18, Patino	10, Taveras	4, Brumfield	2, four players	2, two players
at South Carolina (11.9)	79-83 (OT)	L	25, Taveras	8, Taveras	4, Hart	3, Taveras	1, three players
at Grambling (11.13)	70-75	L	19, two players	9, Taveras	3, two players	6, Taveras	1, three players
William Carey (11.18)	82-59	W	13, Taveras	8, two players	5, Brumfield	7, seven players	2, three players
vs. North Florida (11.22)	92-83	W	37, Weeks	8, Taveras	7, Brumfield	2, two players	1, Lewis
vs. TBA (11.22)	70-60	W	14, two players	7, Weeks	3, two players	4, Lewis	1, three players
at Radford (12.3)	82-75	W	18, two players	13, Binet	3, Taveras	2, two players	2, Binet
at Miami (12.6)							
Grambling (12.8)							
vs. Ole Miss (12.13)							
Louisiana (12.18)*							
Arkansas State (12.20)*							
at LSU (11.29)							
at ULM (1.1)*							
at Louisiana (1.3)*							
Texas State (1.8)*							
ULM (1.10)*							
at Troy (1.14)*							
at Texas State (1.17)*							
at Georgia State (1.22)*							
at Coastal Carolina (1.24)*							
App State (1.29)*							
James Madison (1.31)*							
at Marshall (2.4)*							
TBA (2.7)							
South Alabama (2.12)*							
Troy (2.14)*							
Old Dominion (2.21)*							
at Arkansas State (2.24)*							
at South Alabama (2.27)*							

*Sun Belt Conference Game

2025-26 LEAD/DEFICIT BREAKDOWN GAME-BY-GAME

OPPONENT	FIRST HALF SCORE			SECOND HALF SCORE			FINAL SCORE			LARGEST		TIMES TIED	LEAD CHANGES	TIME LED MIN.
	USM	OPP	MARGIN	USM	OPP	MARGIN	USM	OPP	MARGIN	LEAD	DEFICIT			
at Buffalo (11/3)	38	36	+2	41	49	-8	79	85	-6	15	6	3	4	26:34
Tougaloo (11.6)	52	35	+17	41	22	+19	93	57	+36	36	7	2	1	27:10
at South Carolina (11.9)	34	38	-4	36	32	+4	79	83	-4	11	16	4	2	19:06
at Grambling (11.13)	30	42	-12	40	33	+7	70	75	-5	3	14	5	3	3:35
William Carey (11.18)	38	28	+10	44	31	+13	82	59	+23	23	3	1	1	38:28
vs. North Florida (11.22)	35	46	-11	57	37	+20	92	83	+9	14	13	4	2	17:30
vs. UT Martin (11.22)	41	22	+19	38	29	+9	70	60	+10	21	0	0	0	38:47
at Radford (12.3)	31	29	+2	51	46	+5	82	75	+7	14	2	5	6	33:29
at Miami (12.6)	--													
Grambling (12.8)	--													
vs. Ole Miss (12.13)	--													
Louisiana (12.18)*	--													
Arkansas State (12.20)*	--													
at LSU (11.29)	--													
at ULM (1.1)*	--													
at Louisiana (1.3)*	--													
Texas State (1.8)*	--													
ULM (1.10)*	--													
at Troy (1.14)*	--													
at Texas State (1.17)*	--													
at Georgia State (1.22)*	--													
at Coastal Carolina (1.24)*	--													
App State (1.29)*	--													
James Madison (1.31)*	--													
at Marshall (2.4)*	--													
TBA (2.7)	--													
South Alabama (2.12)*	--													
Troy (2.14)*	--													
Old Dominion (2.21)*	--													
at Arkansas State (2.24)*	--													
at South Alabama (2.27)*	--													

*Sun Belt Conference Game

2025-26 OVERTIME BREAKDOWN

OPPONENT	FIRST OT SCORE			SECOND OT SCORE			FINAL SCORE			LARGEST		TIMES TIED	LEAD CHANGES	TIME LED MIN.
	USM	OPP	MARGIN	USM	OPP	MARGIN	USM	OPP	MARGIN	LEAD	DEFICIT			
at South Carolina (11.9)	9	13	-4	--	--	--	79	83	-4	3	6	1	2	1:51

2025-26 SPECIALTY SCORING STATS

OPPONENT	PAINT			OFF TURNOVERS			2ND CHANCE			FAST BREAK			BENCH		
	USM	OPP	MARGIN	USM	OPP	MARGIN	USM	OPP	MARGIN	USM	OPP	MARGIN	USM	OPP	MARGIN
at Buffalo (11/3)	36	20	+16	9	10	-1	9	12	-3	12	9	+3	23	14	+9
Tougaloo (11.6)	34	20	+14	21	9	+11	23	4	+19	15	12	+3	58	16	+42
at South Carolina (11.9)	34	14	+20	25	6	+19	12	6	+6	16	9	+7	27	20	+7
at Grambling (11.13)	34	32	+2	20	15	+5	22	5	+17	11	16	-5	16	30	-14
William Carey (11.18)	36	18	+18	8	11	-3	10	18	-8	16	3	+13	37	27	+10
vs. North Florida (11.22)	66	26	+40	25	12	+13	17	3	+14	8	6	+2	72	14	+58
vs. TBA (11.22)	40	24	+16	16	5	+11	15	6	+9	7	2	+5	17	35	-18
at Radford (12.3)	34	24	+10	15	13	+2	12	11	+1	13	28	-15	6	11	-5
at Miami (12.6)	--														
Grambling (12.8)	--														
vs. Ole Miss (12.13)	--														
Louisiana (12.18)*	--														
Arkansas State (12.20)*	--														
at LSU (11.29)	--														
at ULM (1.1)*	--														
at Louisiana (1.3)*	--														
Texas State (1.8)*	--														
ULM (1.10)*	--														
at Troy (1.14)*	--														
at Texas State (1.17)*	--														
at Georgia State (1.22)*	--														
at Coastal Carolina (1.24)*	--														
App State (1.29)*	--														
James Madison (1.31)*	--														
at Marshall (2.4)*	--														
TBA (2.7)	--														
South Alabama (2.12)*	--														
Troy (2.14)*	--														
Old Dominion (2.21)*	--														
at Arkansas State (2.24)*	--														
at South Alabama (2.27)*	--														
OPPONENT	PAINT			OFF TURNOVERS			2ND CHANCE			FAST BREAK			BENCH		
	USM	OPP	MARGIN	USM	OPP	MARGIN	USM	OPP	MARGIN	USM	OPP	MARGIN	USM	OPP	MARGIN
» HOME TOTALS	70	38	+32	29	20	+9	33	22	+11	31	15	+16	95	43	+52
AVG GM- OVERALL	35.0	19.0	+16.0	14.5	10.0	+4.5	16.5	11.0	+5.5	15.5	7.5	+8.0	47.5	21.5	+26.0
» ROAD/NEUTRAL TOTALS	244	140	+104	110	61	+49	87	43	+44	67	70	-3	171	124	+47
AVG GM- OVERALL	40.1	23.3	+17.3	18.3	10.2	+8.1	14.5	7.1	+7.3	11.1	11.6	-0.5	28.5	20.6	+7.8
» OVERALL TOTALS	313	178	+135	139	81	+58	120	65	+55	98	85	+13	256	167	+89
AVG GM- OVERALL	39.1	22.2	+16.8	17.3	10.1	+7.2	15.0	8.1	+6.8	12.2	10.6	+1.6	32.0	20.9	+11.1
» CONFERENCE TOTALS															
AVG/GM - CONFERENCE															

*Sun Belt Conference Game

SITUATIONAL RECORDS

	LADNER ERA	'25-26
Leading at halftime	54-17	4-1
Trailing at halftime	22-89	1-2
Tied at halftime	5-8	
Leading with 10:00 remaining	--	5-2
Trailing with 10:00 remaining	--	0-1
Tied with 10:00 remaining	--	
Leading with 5:00 remaining	70-9	5-1
Trailing with 5:00 remaining	6-102	0-2
Tied with 5:00 remaining	4-2	
In Overtime	2-3	
USM out-rebounds opponent	63-44	5-2
USM is out-rebounded	16-63	0-1
Same amount of rebounds	2-5	
USM commits more turnovers	24-74	2-1
Opponent commits more turnovers	48-32	3-2
Same amount of turnovers	7-9	
USM shoots 45% or better	61-29	3-1
Opponent shoots 45% or better	16-70	2-2
USM shoots less than 45%	21-86	2-2
Opponent shoots less than 45%	65-48	3-1
USM shoots better than opponent	70-31	4-2
Opponent shoots better than USM	11-82	1-1
Same shooting percentage	0-1	
USM has more free-throw attempts	54-37	4-1
Opponent has more free-throw attempts	23-73	0-2
Same amount of free-throw attempts	5-4	0-1
USM bench outscores opponent bench	37-37	3-2
Opponent bench outscores USM bench	40-73	2-1
Benches score the same	3-4	
USM scores less than 50	0-8	
USM scores between 50-59	1-31	
USM scores between 60-69	18-50	
USM scores between 70-79	28-21	1-3
USM scores between 80-89	25-4	2-0
USM scores between 90-99	8-0	2-0
USM scores 100 or more	3-0	
Opponent scores less than 50	7-1	
Opponent scores between 50-59	17-0	2-0
Opponent scores between 60-69	30-27	1-0
Opponent scores between 70-79	21-43	1-1
Opponent scores between 80-89	4-35	1-2
Opponent scores between 90-99	0-3	
Opponent scores 100 or more	0-2	
In November	24-21	4-3
In December	18-19	1-0
In January	21-30	
In February	13-32	
In March	2-12	
On Monday	7-8	0-1
On Tuesday	10-7	1-0
On Wednesday	9-18	1-0
On Thursday	13-25	1-1
On Friday	7-11	
On Saturday	27-37	1-0
On Sunday	5-7	1-1
Southern Miss' All-Time Record	1,326-1,196	
Consecutive games with a 3-point field goal	181	
Consecutive games holding opponent under 100 points	15	
Number of 100 point games in USM history	100 (91-9)	
Number of 100 point games in Jay Ladner era	3 (3-0)	
USM's all-time overtime record	61-50	
USM's last overtime game	at South Carolina (11/9/25)	

STARTING LINEUPS

1	2	3	4	5	W-L
Taveras	Brumfield	Carruth	Weeks	Binet	1-1
Taveras	Brumfield	Lewis	Weeks	Binet	2-2
Taveras	Brumfield	Lewis	Paymon	Izay	1-0
Brandon	Brumfield	Lewis	Paymon	Izay	1-0

WIN/LOSS MARGIN

	1	2	3	4	5	6	7	8	9	10	11-15	16-29	30+
Wins	-	-	-	-	-	-	1	-	1	1	-	1	1
Losses	-	-	-	1	1	1	-	-	-	-	-	-	-

VIOLATIONS/TECHNICAL FOULS

	3-Seconds	5-Seconds	10-Seconds	Shot Clock Exp.	Lane Viol.	Technicals	Goaltending
Southern Miss	-	-	-	2	-	3	-
Opponent	-	2	-	2	-	1	2

LEADS AND DEFICITS

Southern Miss' Biggest Halftime Lead	19, vs. UT Martin (11/23/25)
Southern Miss' Biggest Halftime Lead Blown	2, at Buffalo (11/3/25)
Southern Miss' Biggest Halftime Deficit	11, vs. North Florida (11/22/25)
Southern Miss' Biggest Halftime Deficit Erased	11, vs. North Florida (11/22/25)
Southern Miss' Biggest Overall Lead	36, vs. Tougaloo (11/6/25)
Southern Miss' Biggest Win Total	36, vs. Tougaloo (11/6/25)
Southern Miss' Biggest Loss Total	6, at Buffalo (11/3/25)
Southern Miss' Biggest Lead Blown	15, at Buffalo (11/3/25)
Southern Miss' Biggest Overall Deficit	16, at South Carolina (11/9/25)
Southern Miss' Biggest Deficit Overcome	13, vs. North Florida (11/22/25)

JUMP BALLS CONTROLLED

Southern Miss	4
Opponents	4

HOW SOUTHERN MISS SCORED FIRST

3-Pointer	1
Jump Shot	2
Free Throw	--
Lay-In/Lay-Up	5
Dunk	--
Alley-Oop	--
Hook Shot	--

WHO SCORED SOUTHERN MISS' FIRST POINTS

Taveras	3
Binet	1
Weeks	1
Paymon	1
Lewis	1
Brumfield	1

INDIVIDUAL MISCELLANEOUS STATISTICS

	CHARGES DRAWN	DUNKS	FOULS DRAWN	FT-FTA (Last 5:00/OT)
0 - Hart	1	--	15	2-3
1 - Lewis	--	--	7	--
2 - Carruth	1	--	4	--
3 - Tramble	--	--	3	2-2
4 - Weeks	--	3	29	6-6
5 - Montgomery	--	--	--	--
6 - Cowherd	--	--	2	--
7 - Diagne	--	--	2	--
8 - Watts	--	--	--	--
9 - Brandon	--	1	--	--
10 - Taveras	--	9	30	4-10
11 - Paymon	--	1	4	--
12 - Patino	--	--	3	--
13 - Brumfield	--	--	24	9-12
14 - Lander	--	--	--	--
15 - Binet	1	1	21	3-6
21 - Ezuma	--	--	8	--
22 - Izay	--	3	8	0-2

SINGLE SEASON RECORDS - INDIVIDUAL

POINTS

1. Nick Revon (1953-54)	737
2. Clarence Weatherspoon (1991-92)	647
3. Nick Revon (1951-52)	629
4. Jeremy Wise (2007-08)	617
5. Tom Bishop (1950-51)	598

SCORING AVERAGE (MIN. 20 GAMES)

1. Mike Coleman (1974-75)	28.2
2. Nick Revon (1953-54)	23.8
3. Ronnie Malone (1973-74)	23.0
4. Wendell Ladner (1968-69)	22.4
5. Clarence Weatherspoon (1991-92)	22.3

FIELD GOALS MADE

1. Nick Revon (1953-54)	266
2. Tom Bishop (1950-51)	258
3. Clarence Weatherspoon (1991-92)	246
4. Randolph Keys (1986-87)	243
5. Nick Revon (1951-52)	241

FIELD GOALS ATTEMPTED

1. Randolph Keys (1986-87)	525
2. Wendell Ladner (1967-68)	503
3. Bob Kinney (1956-57)	501
4. Mike Coleman (1974-75)	492
5. Bernard Haslett (1993-94)	481

FIELD GOAL PERCENTAGE (MIN. 100 MADE)

1. Vandarel Jones (102-143 – 1997-98)	.713
2. Vandarel Jones (140-227 – 2000-01)	.617
3. Joe Dawson (209-340 – 1979-80)	.615
4. C. Weatherspoon (205-339 – 1989-90)	.605
5. Michael Craig (142-237 – 2013-14)	.599*

3-POINT FIELD GOALS MADE

1. Bernard Haslett (1993-94)	112
2. Bernard Haslett (1992-93)	109
3. Casey Fisher (1986-87)	100
4. Casey Fisher (1987-88)	94
5. Jimmie Floyd (1997-98)	80

3-POINT FIELD GOALS ATTEMPTED

1. Bernard Haslett (1993-94)	285
2. Bernard Haslett (1992-93)	271
3. Casey Fisher (1986-87)	227
4. David Wall (1999-00)	213
Lashay Page (2011-12)	213

3-POINT FG PERCENTAGE (MIN. 25 MADE)

1. LaDavius Draine (78-168 – 2018-19)	.464
Randy Pettus (26-56 – 1986-87)	.464
2. Casey Fisher (94-203 – 1987-88)	.463
3. David Haywood (38-84 – 2002-03)	.452
4. Neil Watson (57-129 – 2012-13)	.442*
5. Casey Fisher (100-227 – 1986-87)	.441

FREE THROWS MADE

1. Nick Revon (1953-54)	205
2. Jeremy Wise (2007-08)	198
3. Jeremy Wise (2008-09)	177
4. Sai'Quon Stone (2006-07)	162
5. Clarence Weatherspoon (1989-90)	159

FREE THROWS ATTEMPTED

1. Nick Revon (1953-54)	267
2. Ronnie Malone (1973-74)	250
3. Jeremy Wise (2007-08)	242
4. Clarence Weatherspoon (1989-90)	234
5. Sai'Quon Stone (2006-07)	230

FREE THROW PERCENTAGE (MIN. 75 MADE)

1. Neil Watson (101-110 – 2013-14)	.918*
2. Jimmie Floyd (83-95 – 1997-98)	.874
3. Felipe Haase (112-129 – 2022-23)	.868
4. John Migliazzo (78-92 – 1959-60)	.848
5. Neil Reed (131-155 – 1998-99)	.845

REBOUNDS

1. Wendell Ladner (1969-70)	436
2. Wendell Ladner (1968-69)	411
3. Wendell Ladner (1967-68)	409
4. Bob Kinney (1955-56)	404
5. Bob Kinney (1956-57)	392

DEFENSIVE REBOUNDS

1. Joe Dawson (1979-80)	270
2. Joe Dawson (1980-81)	268
Joe Dawson (1978-79)	268
4. Denijay Harris (2024-25)	260
5. C. Weatherspoon (1990-91)	243

OFFENSIVE REBOUNDS

1. C. Weatherspoon (1989-90)	145
2. Jonathan Mills (2012-13)	134*
3. Glen Whisby (1994-95)	130
4. James Williams (1984-85)	112
5. Charles Gaines (2002-03)	110
Herman Myers (1993-94)	110

SINGLE-SEASON TEAM REOCRDS

POINTS PER GAME

YEAR	PTS	GMS	AVG
1. 1967-68	2,439	25	97.6
2. 1987-88	2,721	30	90.7
3. 1964-65	2,306	26	88.7
4. 1968-69	2,160	25	86.4
5. 1973-74	2,244	26	86.3
1969-70	2,245	26	86.3
--			
2025-26	647	8	80.8

FIELD GOAL PCT.

YEAR	FGS	FGAS	FG%
1. 1989-90	981	1,919	.511
2. 1968-69	855	1,710	.500
3. 1990-91	886	1,796	.493
4. 1987-88	1,045	2,120	.493
5. 1981-82	797	1,634	.488
--			
2025-26	230	481	.478

3-POINT FGs MADE

YEAR	3FGS
1. 2018-19	275
2. 2015-16	257
3. 2017-18	254
4. 2012-13	245*
5. 2022-23	230
--	
2025-26	51

3-POINT FG ATTEMPTS

YEAR	3FGAS
1. 2017-18	749
2. 2015-16	721
3. 2024-25	717
4. 2022-23	714
5. 2018-19	712
--	
2025-26	158

3-POINT FG PERC.

YEAR	3FGS	3FGAS	3FG%
1. 1986-87	198	492	.402
2. 1990-91	163	407	.400
3. 1987-88	198	508	.390
4. 2018-19	275	712	.386
5. 1988-89	110	287	.383
--			
2025-26	51	158	.322

ASSISTS PER GAME

YEAR	AST	GMS	AVG
1. 1987-88	654	30	19.3
2. 1986-87	580	34	19.2
3. 1991-92	551	29	16.9
4. 1990-91	507	29	16.9
5. 2018-19	504	33	16.8
--			
2025-26	108	8	13.5

STEALS PER GAME

YEAR	STLS	GMS	AVG
1. 1985-86	323	29	11.1
2. 2012-13	356	37	9.6
3. 1981-82	250	26	9.6
4. 1994-95	273	30	9.1
5. 1987-88	253	30	8.4
--			
2025-26	65	8	8.1

THE LAST TIME A PLAYER...

Scored 25 Points: Isaac Taveras (28) at South Carolina, 11/9/25

Scored 30 Points: Denijay Harris (32) vs. William Carey, 12/30/24

Scored 35 Points: Tylik Weeks (37) vs. North Florida, 11/22/25

Scored 40 Points: Kourtlin Jackson (40) at Marshall, 03/05/16

Scored 45 Points: Berlin Ladner (45) vs. Samford, 02/21/68

Two Players Score 20 Points: Isaac Taveras (25), Tylik Weeks (20) at South Carolina, 11/9/25

Three Players Score 20 Points: Bernard Haslett (21), Herman Myers (21), Glen Whisby (20) at ULM, 01/12/93

Four Players Score 20 Points: Russell Johnson (28), Marcus Crowell (21), Daron Jenkins (20), Clarence Weatherspoon (20) vs. Louisiana-Lafayette, 01/02/90

Two Players Score 25 Points: LaDavius Draine (28), Gabe Watson (27) at UAB, 01/23/20

20 Points in Consecutive Games: Denijay Harris (24) at ULM, 02/15/24; (21) vs. Coastal Carolina, 02/20/25

20 Points in Three Straight Games: Tyler Stevenson (21) LA Tech, 01/16/22; (29) SE Baptist, 01/19/22; (29) at MTSU, 01/22/22

20 Points in Four Straight Games: Cortez Edwards (21) vs. LA Tech, 03/03/18; (29) vs. FIU, 03/08/18; (23) vs. MTSU, 03/09/18; (30) vs. Marshall, 03/10/18

30 Points in Consecutive Games: Dwayne Davis (35) at Marshall, 03/05/13; (34) vs. UCF, 03/09/13

Five Players Score Double-Figures: Tylik Weeks (18), Isaac Taveras (18), Djahi Binet (17), Dylan Brumfield (12), Curt Lewis (11) at Radford, 12/03/25

Six Players Score Double-Figures: Alfred Worrell Jr. (20), Denijay Harris (19), DeAntoni Gordon, 13), Andre Curbelo (13), Cobie Montgomery (11), Neftali Alvarez (11) vs. Texas State, 01/11/25

Seven Players Score Double-Figures: Raheem Watts (15), Eddie Davis (14), Cortez Edwards (14), D'Angelo Richardson (14), Quinton Campbell (13), Kevin Holland (13), Tim Rowe (10) vs. Tougaloo, 11/11/16

Double-Double: Djahi Binet (17 points, 13 rebounds) at Radford, 12/03/25

Triple-Double: Andre Curbelo (13 points, 11 assists, 10 rebounds) vs. Georgia State, 1/4/24

Double-Double with Points and Assists: Austin Crowley (10 points, 10 assists) vs. Western Michigan, 2/10/24

Double-Double with Points and Blocks: Daron Jenkins (13

points, 10 blocks) at Auburn, 12/29/89

20-10 Game: Denijay Harris (25 points, 11 rebounds) vs. South Alabama, 02/26/25

30-10 Game: Victor Iwuakor (31 points, 13 rebounds) vs. Western Michigan, 2/10/24

20-20 Game: Denijay Harris (20 points, 20 rebounds) vs. Alabama State, 12/05/24

30-20 Game: Denijay Harris (32 points, 23 rebounds) vs. William Carey, 12/30/24

Double-Double in Consecutive Games: Denijay Harris (25 points, 11 rebounds) vs. South Alabama, 02/26/25; (12 points, 17 rebounds) vs. Louisiana, 02/22/25

Double-Double in Three Straight Games: Denijay Harris (25 points, 11 rebounds) vs. South Alabama, 02/26/25; (12 points, 17 rebounds) vs. Louisiana, 02/22/25; (21 points, 11 rebounds) vs. Coastal Carolina, 02/20/25

Double-Double in Four Straight Games: Denijay Harris (25 points, 11 rebounds) vs. South Alabama, 02/26/25; (12 points, 17 rebounds) vs. Louisiana, 02/22/25; (21 points, 11 rebounds) vs. Coastal Carolina, 02/20/25; (24 points, 13 rebounds) at ULM, 02/15/25

Double-Double in Five Straight Games: Gary Flowers (18 points, 11 rebounds) at South Alabama, 12/12/09; (14 points, 11 rebounds) vs. Louisiana-Lafayette, 12/15/09; (11 points, 11 rebounds) vs. New Orleans, 12/21/09; (16 points, 11 rebounds) vs. Canisius, 12/22/09; (20 points, 12 rebounds) vs. North Florida, 12/23/09

Two Players with Double-Doubles: Austin Crowley (10 points, 10 assists), Victor Iwuakor (31 points, 13 rebounds) vs. Western Michigan, 2/10/24

Made 10 Field Goals: Isaac Taveras (10) at South Carolina, 11/9/25

Made 15 Field Goals: Tylik Weeks (15) vs. North Florida, 11/22/25

Attempted 20 Field Goals: Tylik Weeks (23) vs. North Florida, 11/22/25

Attempted 25 Field Goals: Walyn Napper (27) at Rice, 02/26/22

Attempted 30 Field Goals: Jerome Arnold (30) vs. UMKC, 12/13/78

Attempted 35 Field Goals: Mike Coleman (35) vs. Roanoke, 01/27/75

Made 5 Three-Point Field Goals: Felipe Patino (6) vs. Tougaloo, 11/6/25

Made 8 Three-Point Field Goals: LaShay Page (8) at Colorado State, 11/19/11

Made 10 Three-Point Field Goals: Bernard Haslett (10) at Memphis, 02/10/93

Attempted 10 Three-Point Field Goals: Felipe Patino (10), vs. Tougaloo, 11/6/25

Attempted 15 Three-Point Field Goals: Jaron Pierre, Jr.

(18) vs. Rice, 01/29/22

Attempted 20 Three-Point Field Goals: Bernard Haslett (20) vs. Old Dominion 3/01/93

Made 10 Free Throws: Denijay Harris (11) vs. Coastal Carolina, 02/20/25

Made 12 Free Throws: Denijay Harris (13) vs. Arkansas State, 01/29/25

Made 15 Free Throws: Maurice Bolden (16) vs. Loyola (N.O.), 11/17/09

Made 10 Consecutive Free Throws: Dylan Brumfield (12) - 11/23/25 - 12/03/25

Made 20 Consecutive Free Throws: Donovan Ivory (21) - 11/20/23 - 12/1/23

Made 30 Consecutive Free Throws: Neil Watson (51) - 12/21/13-2/7/14

Attempted 10 Free Throws: Denijay Harris (10) vs. Coastal Carolina, 02/20/25

Attempted 15 Free Throws: Neftali Alvarez (16) vs. Coastal Carolina, 02/20/25

Attempted 20 Free Throws: Sai'Quon Stone (20) vs. East Carolina, 01/24/07

10 Rebounds: Djahi Binet (13) at Radford, 12/03/25

15 Rebounds: Denijay Harris (17) vs. Louisiana, 02/22/25

20 Rebounds: Denijay Harris (23) vs. William Carey, 12/30/24

25 Rebounds: Mike Coleman (26) vs. Milwaukee, 02/13/75

30 Rebounds: Wendell Ladner (32) vs. Pan American, 02/09/70

8 Assists: Andre Curbelo (8) at Old Dominion, 01/04/25

10 Assists: Neftali Alvarez (10) vs. South Alabama, 02/26/25

15 Assists: Tyree Griffin (15) vs. Marshall, 01/26/19

5 Blocks: DeAntoni Gordon (6) vs. Texas State, 01/11/25

8 Blocks: Gijo Bain (8) vs. Belhaven, 11/12/07

10 Blocks: Daron Jenkins (10) vs. Auburn, 12/29/89

5 Steals: Isaac Taveras (6) & Tylik Weeks (5) at Grambling State, 11/13/25

8 Steals: Neil Watson (8) vs. William Carey, 12/31/12

10 Turnovers: Jeremy Wise (10) at Houston, 02/27/08

Played Every Minute: Victor Hart (40) vs. Texas State, 3/1/24

Played More than 40 Minutes: Denijay Harris (43) at Texas State, 01/18/25

THE LAST TIME A TEAM...

Scored 80 Points: 82 vs Radford, 12/03/25
Scored 90 Points: 92 vs. North Florida, 11/22/25
Scored 100 Points: 104 vs. Loyola New Orleans, 11/12/24
Scored 110 Points: 111 vs. Southeastern Baptist, 11/06/18
Scored 120 Points: 135 vs. Dillard, 01/3/13
Scored 130 Points: 135 vs. Dillard, 01/3/13

Scored Less Than 40 Points: 38 at Tulane, 12/9/20
Scored Less Than 50 Points: 46 vs. Ole Miss, 12/14/24

Allowed 90 Points: 98 at UAB, 11/07/24
Allowed 100 Points: 101 at Arkansas State, 02/12/25
Allowed Less than 50 Points: 46 vs. Xavier (La.), 11/15/23

Game Decided by One Point: L, 76-77 at Ball State, 02/08/25

Made 45 Field Goals: 51 vs. Dillard, 01/3/13
Made 50 Field Goals: 51 vs. Dillard, 01/3/13
Fewer than 15 Field Goals: 13 at Tulane, 12/9/20
Fewer than 20 Field Goals: 19 at South Alabama, 01/15/25

Attempted 100 Field Goals: 101 at Virginia Tech, 2/06/88
Attempted less than 50 Field Goals: 44 vs. Louisiana, 02/22/25

Shot 50% from the Floor: .519 (28-54) vs. UT Martin, 11/23/25
Shot 60% from the Floor: .604 (32-53) vs. JMU, 1/21/23
Shot 65% from the Floor: .696 (32-46) at Rice, 01/09/13
Shot less than 25% from the Floor: .245 (13-53) at Tulane, 12/9/20
Made 10 Three-Point Field Goals: 10 vs. William Carey, 11/18/25
Made 15 Three-Point Field Goals: 15 vs. South Alabama, 12/12/20

Was held without a 3-Point Field Goal: vs. La Tech, 12/30/19
Shot 50% from 3-Point: .526 (10-19) at Old Dominion, 01/04/25
Shot 60% from 3-Point: .650 (13-20) vs. East Carolina, 03/02/13
Shot less than 20% from 3-Point: .200 (2-10) vs. North Florida, 11/22/25

Shot 80% from the Free Throw Line: .844 (27-32) at Radford, 12/03/25
Shot 90% from the Free Throw Line: .950 (19-20) at Buffalo, 11/3/25

50 Rebounds: 52 vs. Tougaloo, 11/6/25
55 Rebounds: 59 vs. Southeastern Baptist, 11/06/18
60 Rebounds: 61 vs. Blue Mountain, 11/29/07
65 Rebounds: 66 vs. Illinois College, 1/15/80

Fewer than 20 Rebounds: 17 vs. North Texas, 1/27/22

Fewer than 25 Rebounds: 24 vs. Abilene Christian, 11/25/24

Fewer than 30 Rebounds: 29 at Buffalo, 11/3/25

30+ Rebound Margin: 35 (52-17) vs. Dillard, 01/03/13

15 Assists: 16 vs. North Florida, 11/22/25
20 Assists: 23 vs. South Alabama, 02/26/25
30 Assists: 30 vs. Marshall, 01/26/19

10 Steals: 15 at Grambling State, 11/13/25
20 Steals: 21 vs. Lamar, 12/10/22

8 Blocks: 9 vs. William Carey, 11/18/25
10 Blocks: 10 vs. Bowling Green, 11/04/24

MISCELLANEOUS

Played an Overtime Game: L, 79-83 at South Carolina, 11/9/25

Played Two Overtimes: W, 101-96 vs. Tougaloo, 11/11/16

Played Three Overtimes: W, 83-78 - 4ot vs. New Orleans, 12/03/05

Played Four Overtimes: W, 83-78 - 4ot vs. New Orleans, 12/03/05

Won in Overtime: W, 92-88 vs. Texas State, 01/11/25

Lost in Overtime: L, 79-83 at South Carolina, 11/9/25

Played a Ranked Opponent: L, 46-77 vs. No. 19 Ole Miss, 12/14/24

Beat a Ranked Opponent: W, 81-71 vs. No. 19 JMU, 1/6/24

Beat Ranked Opponent at Home: W, 81-71 vs. No. 19 JMU, 1/6/24

Beat Ranked Opponent on the Road: at #15 Arkansas, 11/18/01

Beat Ranked Opponent on a Neutral Court: vs. #21 Marquette (Green Bay, Wisc.), 01/14/04

Had a Sellout at Reed Green Coliseum: vs. Louisiana (8,097), 2/9/23

GAME 1: BUFFALO 85, SOUTHERN MISS 79

Nov. 3, 2025 • Buffalo, N.Y. • Alumni Arena



Official Basketball Box Score - Final
Southern Miss. at Buffalo
11/03/25 Alumni Arena, Buffalo
2025-26 Men's Basketball

Game Time: 6:30 PM
Game Duration: 2:18
Attendance: 1,631

Officials: Billy McClatchy, Galen Durant, Aran Hart

Southern Miss. - 79

Record: 0-1

NO. Name	Min	FG M-A	3P M-A	FT M-A	Rebounds OR DR TOT	Fouls PF FD	TP	AS	TO	ST	Blocks BS BA	+/-
4 Tylik Weeks	F 35:02	3-9	0-3	7-7	0 6 6	3 5	13	5	1	1	0 0	-10
15 Djahi Binet	F 18:00	2-3	0-0	3-3	3 3 6	2 2	7	2	1	1	0 0	4
2 Brewer Carruth	G 09:04	2-3	0-1	2-2	1 3 4	0 1	6	0	0	0	0 0	-4
10 Isaac Taveras	G 30:36	11-15	1-2	5-6	0 3 3	5 5	28	2	7	1	0 1	6
13 Dylan Brumfield	G 17:41	1-3	0-1	0-0	0 2 2	4 2	2	3	0	1	0 0	-2
1 Curt Lewis	19:38	2-2	2-2	0-0	0 0 0	5 0	6	1	0	0	0 0	10
3 Chiantie Tramble	15:32	4-5	3-4	0-0	0 3 3	2 0	11	1	1	0	0 0	4
0 Israel Hart	14:39	0-2	0-1	2-2	0 0 0	3 2	2	1	1	2	0 0	-8
7 Fallou Diagne	07:06	0-2	0-2	0-0	0 0 0	0 1	0	1	1	0	0 0	-5
21 U Ezuma	10:28	1-3	0-0	0-0	1 0 1	1 0	2	1	1	0	0 2	4
6 Robert Cowherd	04:42	0-0	0-0	0-0	0 0 0	0 0	0	0	0	0	0 0	-10
22 Tegra Izay	07:46	0-0	0-0	0-0	0 0 0	0 0	0	0	0	0	3 0	-12
12 Felipe Patino	06:15	0-1	0-1	0-0	1 0 1	1 0	0	0	0	0	0 0	-6
11 EJ Paymon	03:32	1-2	0-1	0-0	1 1 2	1 0	2	0	0	0	0 0	-1
Team					0 1 1	0 0	0	1	1	0	0 0	
Totals		27-50	6-18	19-20	7 22 29	27 18	79	17	14	6	3 3	-6

Major Fouls: Taveras (TF) 2nd 0:02

Buffalo - 85

Record: 1-0

NO. Name	Min	FG M-A	3P M-A	FT M-A	Rebounds OR DR TOT	Fouls PF FD	TP	AS	TO	ST	Blocks BS BA	+/-
33 Tim Obboh	C 20:15	1-3	0-0	0-5	0 1 1	1 3	2	1	1	0	2 1	15
1 Noah Batchelor	G 31:15	4-6	3-4	1-2	6 5 11	3 3	12	2	0	3	0 1	20
2 Ryan Sabol	G 35:09	9-18	7-14	7-8	0 2 2	1 3	32	4	2	0	0 0	2
5 Daniel Freitag	G 21:27	1-5	0-4	5-6	0 3 3	3 4	7	1	0	1	0 0	-1
14 Angelo Brizzi	G 32:42	4-9	1-5	9-10	0 3 3	3 9	18	3	3	1	0 0	4
3 Mikhail Pocknett	04:59	0-1	0-0	0-0	1 0 1	0 0	0	0	1	0	0 0	-12
10 Derrick Talton Jr	23:11	1-4	0-0	2-3	0 2 2	3 3	4	4	0	2	0 1	0
13 Ezra McKenna	19:45	2-4	1-2	1-2	0 2 2	0 1	6	1	0	0	1 0	-9
12 Kyle Jones	09:59	2-3	0-1	0-0	3 1 4	4 0	4	0	0	1	1 0	0
8 Omar Migue-Hibeljic	01:18	0-0	0-0	0-0	0 0 0	0 0	0	0	0	0	0 0	-1
Team					0 1 1	0 0	0	0	0	0	0 0	
Totals		24-53	12-30	25-36	13 17 30	18 26	85	16	8	3	3 6	

Major Fouls: NONE

	USM	BUF
Biggest lead	15 (1 st 10:52)	6 (2 nd 0:02)
Best Scoring Run	12 (1 st 10:52)	10 (1 st 7:15)
Lead Changes	4	
Times Tied	3	
Time with Lead	26:34	11:05

Points from	USM	BUF
Turnovers	9	10
Paint	36	20
Second Chance	9	12
Fast Breaks	12	9
Bench	23	14

Period by Period Scoring	1st	2nd	TOT
USM	38	41	79
BUF	36	49	85

Shooting By Period	1 st FG%	2 nd FG%	3 rd FG%	OT FG%
1 st FG%	12-30 40.0%			
2 nd FG%		12-23 52.2%		
3 rd FG%			7-12 58.3%	
OT FG%				0-2 0.0%
GM FG%				24-53 45.3%
FT%				25-36 69.4%

Dead Ball Rebounds: 5, 0

GAME 2: SOUTHERN MISS 93, TOUGALOO 57

Nov. 6, 2025 • Hattiesburg, Miss. • Reed Green Coliseum



Official Basketball Box Score - Final
Tougaloo at Southern Miss.
11/06/25 Reed Green Coliseum, Hattiesburg
2025-26 Men's Basketball

Game Time: 7:00 PM
Game Duration: 1:58
Attendance: 2,176

Officials: Josue Nieves, Damien Richard, Kyle Stewart

Tougaloo - 57

Record: 0-2

NO. Name	Min	FG M-A	3P M-A	FT M-A	Rebounds OR DR TOT	Fouls PF FD	TP	AS	TO	ST	Blocks BS BA	+/-
14 Caimon Rahming	F 13:41	0-1	0-0	0-0	0 0 0	1 2	0	2	0	0	1 0	-17
2 Jagger Young	G 24:27	1-4	0-1	0-1	0 6 6	3 2	2	2	3	2	0 1	-28
12 Damien Walters, Jr.	G 13:38	1-4	0-3	2-2	0 1 1	4 1	4	0	0	0	0 0	-14
5 Willie Anderson	G 30:24	4-14	1-6	5-9	1 6 7	3 5	14	2	3	0	0 0	-22
3 Antonio Patterson	G/F 27:57	5-13	2-5	9-11	0 2 2	4 6	21	1	2	1	2 0	-23
0 Jordan Elley	13:45	1-2	0-0	1-2	1 1 2	2 5	3	0	0	0	0 0	-6
1 Tyler Hudson	20:52	3-8	1-1	0-0	1 1 2	2 1	7	2	3	2	0 0	-18
10 Demarcus Hollis	18:18	1-4	0-1	0-0	1 1 2	2 0	2	1	3	0	0 1	-8
23 Gerious Tokody	13:40	1-3	0-0	0-0	0 2 2	1 1	2	0	1	0	0 1	-12
12 Christopher Stephens	09:39	1-1	0-0	0-0	1 0 1	2 0	2	0	0	0	0 0	-18
15 Jakenyon McGhee	09:32	0-2	0-1	0-0	1 0 1	0 0	0	0	0	0	0 0	-12
11 Eric Stewart	04:07	0-1	0-0	0-0	0 0 0	0 0	0	0	1	0	0 0	-2
Team					1 4 5	0 0	0	0	0	0	0 0	
Totals		18-57	4-18	17-25	7 24 31	27 20	57	10	15	6	3 5	-36

Major Fouls: NONE

Southern Miss. - 93

Record: 1-1

NO. Name	Min	FG M-A	3P M-A	FT M-A	Rebounds OR DR TOT	Fouls PF FD	TP	AS	TO	ST	Blocks BS BA	+/-
4 Tylik Weeks	F 16:02	3-6	0-1	1-1	1 0 1	0 2	7	2	1	0	1 0	18
15 Djahi Binet	F 12:53	2-3	0-0	4-4	2 1 3	1 2	8	0	0	1	0 0	11
2 Brewer Carruth	G 11:53	0-3	0-2	0-0	0 0 0	3 2	0	1	0	0	0 0	5
10 Isaac Taveras	G 16:42	6-14	0-3	4-4	1 9 10	2 2	16	3	2	2	0 1	20
13 Dylan Brumfield	G 21:38	1-3	0-0	2-4	1 2 3	2 4	4	4	0	2	0 1	29
0 Israel Hart	15:49	3-8	3-5	2-2	0 2 2	1 1	11	3	1	0	0 0	3
1 Curt Lewis	12:55	1-4	0-3	0-0	1 1 2	1 0	2	1	2	0	0 0	3
6 Robert Cowherd	13:38	1-5	1-5	0-0	0 2 2	2 1	3	0	1	0	0 0	9
22 Tegra Izay	16:11	1-3	0-0	2-6	5 3 8	3 3	4	0	2	1	2 0	11
7 Fallou Diagne	08:24	1-3	1-3	0-0	0 0 0	0 0	3	0	0	0	0 0	3
11 EJ Paymon	11:42	0-0	0-0	2-4	0 2 2	3 2	2	1	3	2	0 0	13
12 Felipe Patino	19:01	6-10	6-10	0-0	1 2 3	0 1	18	0	0	0	0 0	29
21 U Ezuma	10:56	1-1	0-0	3-4	1 6 7	1 4	5	1	0	0	1 0	14
9 Dalyn Brandon	10:16	4-4	2-2	0-0	1 1 2	1 0	10	1	1	2	0 0	12
Team					2 5 7	0 0	0	0	1	0	0 0	
Totals		30-67	13-34	20-29	16 36 52	20 27	93	17	14	11	5 3	36

Major Fouls: NONE

	TOU	USM
Biggest lead	7 (1 st 12:49)	36 (2 nd 1:06)
Best Scoring Run	6 (1 st 12:49)	15 (1 st 3:10)
Lead Changes	2	
Times Tied	1	
Time with Lead	11:45	27:10

Points from	TOU	USM
Turnovers	9	21
Paint	20	34
Second Chance	4	23
Fast Breaks	12	15
Bench	16	58

Period by Period Scoring	1st	2nd	TOT
TOU	35	22	57
USM	52	41	93

GAME 3: SOUTH CAROLINA 83, SOUTHERN MISS 79

Nov. 9, 2025 • Columbia, S.C. • Colonial Bank Arena



Official Basketball Box Score - Final
South Carolina at Southern Miss.
11/09/25 Colonial Life Arena, Columbia
2025-26 South Carolina Men's Basketball

Game Time: 6:30 PM
Game Duration: 2:25
Attendance: 11,420

Officials: Will Howard, Garrick Shannon, Matt Jarman

Southern Miss. - 79

Record: 0-1

NO. Name	Min	FG M-A	3P M-A	FT M-A	Rebounds OR DR TOT	Fouls PF FD	TP	AS	TO	ST	Blocks BS BA	+/-
4 Tylik Weeks	F 37:45	7-13	0-1	6-7	2 5 7	3 4	20	0	1	1	0 0	-10
15 Djahi Binet	F 13:54	0-1	0-0	0-0	1 2 3	1 0	0	1	1	0	0 0	-3
1 Curt Lewis	G 28:30	1-4	1-4	2-2	1 3 4	1 1	5	1	2	1	0 0	-6
10 Isaac Taveras	G 29:07	10-14	1-3	4-7	4 4 8	4 25	1	3	3	0	0 0	-3
13 Dylan Brumfield	G 16:24	1-2	0-1	0-0	1 1 2	1 2	2	2	0	0	0 1	-2
0 Israel Hart	27:34	6-17	1-5	4-5	0 4 4	3 7	17	4	2	1	1 0	-2
12 Felipe Patino	17:19	2-3	1-2	0-0	1 0 1	2 1	5	0	0	0	0 0	-2
21 U Ezuma	10:27	1-5	0-2	0-0	1 1 2	2 1	2	0	0	0	1 1	5
6 Robert Cowherd	15:53	0-4	0-2	0-0	0 0 0	2 0	0	0	0	0	0 0	-1
7 Fallou Diagne	07:43	1-2	1-2	0-0	0 2 2	0 0	3	0	0	0	0 0	6
22 Tegra Izay	19:14	0-1	0-0	0-0	1 5 6	1 1	0	1	0	0	0 0	-2
3 Chiantie Tramble	01:06	0-1	0-0	0-0	0 0 0	0 0	0	0	0	0	0 0	-3
2 Brewer Carruth	00:04	0-0	0-0	0-0	0 0 0	0 0	0	0	0	0	0 0	0
Team					2 3 5	0 0	0	0	0	0	0 0	
Totals		29-67	5-22	16-21	13 30 43	21 20	79	10	9	8	3 2	-4

Major Fouls: NONE

South Carolina - 83

Record: 1-0

NO. Name	Min	FG M-A	3P M-A	FT M-A	Rebounds OR DR TOT	Fouls PF FD	TP	AS	TO	ST	Blocks BS BA	+/-
10 Myles Stute	F 30:18	2-7	2-7	0-0	0 2 2	1 0	6	3	1	1	1 0	9
24 Nordin Kapic	F 17:21	2-3	1-2	0-0	1 2 3	1 1	5	1	1	0	0 0	-8
4 Kobe Knox	G 21:01	1-5	0-3	0-0	1 3 4	3 1	2	5	1	1	0 0	-4
5 Meechie Johnson	G 32:55	9-19	7-14	8-11	0 3 3	3 6	33	3	5	0	0 1	11
55 Mike Sharavjants	G 36:30	6-12	3-7	2-2	2 3 5	4 3	17	3	1	2	0 0	1
0 Jordan Butler	11:17	0-2	0-1	0-0	2 1 3	2 1	0	0	0	0	1 0	-4
15 Eli Ellis	35:25	5-11	3-6	7-8	1 6 7	2 6	20	2	1	1	0 1	8
20 Hayden Assemanian	21:28	0-0	0-0	0-0	2 4 6	3 3	0	2	0	0	0 0	19
13 Grant Polk	04:20	0-2	0-1	0-0	1 0 1	0 0	0	0	0	0	0 1	-1
31 Elijah Strong	12:44	0-3	0-2	0-0	0 1 1	1 0	0	1	3	0	0 0	-11
2 Christ Essandoko	01:41	0-0	0-0	0-0	0 0 0	0 0	0	0	0	0	0 0	0
Team					2 2 4	0	0	0	0			
Totals		25-64	16-43	17-21	12 27 39	20 21	83	18	15	5	2 3	4

GAME 5: SOUTHERN MISS 82, WILLIAM CAREY 59

Nov. 18, 2025 • Hattiesburg, Miss. • Reed Green Coliseum



Official Basketball Box Score - Final
William Carey at Southern Miss.
11/18/25 Reed Green Coliseum, Hattiesburg
2025-26 Men's Basketball

Game Time: 7:30 PM
Game Duration: 1:46
Attendance: 3,553

William Carey - 59

Record: 6-0

NO.	Name	Min	FG	3P	FT	Rebounds	Fouls	TP	AS	TO	ST	Blocks	+	-
			M-A	M-A	M-A	OR DR TOT	PF FD					BS BA		
0	Javeon Gordon	19:03	2-8	3-3	1 3 4	2 2	9 1	1	0	0	0	16		
1	Makeem Roberts	25:46	0-5	0-1	2-2	1 4 5	2 1	2	2	1	2	0	1	-20
4	Anthony Robinson	28:43	1-5	0-2	1-2	1 4 5	0 4	3	2	4	0	0	2	-22
5	Jamar Jenkins	27:24	4-14	1-6	2-2	2 2 4	3 3	11	2	2	0	0	3	-21
21	Randarius Hughes	29:57	3-6	0-0	1-2	6 4 10	2 2	7	0	0	2	0	1	-16
12	Troy Dunn	18:22	3-12	2-4	0-0	2 0 2	2 0	8	1	0	1	0	1	-1
2	Travis Williams	09:07	2-5	2-4	0-0	1 0 1	1 0	6	1	1	0	0	0	2
3	Malik Franklin	25:23	3-13	1-6	0-0	2 2 2	1 1	7	0	0	2	0	0	-10
10	Arzika Seibou	11:08	1-7	1-2	0-0	1 0 1	1 0	3	0	0	0	0	1	-4
14	Rashad Stevenson	05:07	1-1	0-0	1-2	0 0 0	0 1	3	0	0	1	0	0	-7
Team						3 3 6	0 0	0	0	0	0	0	0	
Totals			20-76	9-33	10-13	18 22 40	17 14	59	9	9	8	0	9	-23

Officials: Mike Nance, Devyn Page, Kevin Driver

Shooting By Period		
1 st FG%	9-39	23.1%
3PT%	3-18	16.7%
FT%	7-9	77.8%
2 nd FG%	11-37	29.7%
3PT%	6-15	40.0%
FT%	3-4	75%
GM FG%	20-76	26.3%
3PT%	9-33	27.3%
FT%	10-13	76.9%
Dead Ball Rebounds: 2 0		

Southern Miss. - 82

Record: 2-3

NO.	Name	Min	FG	3P	FT	Rebounds	Fouls	TP	AS	TO	ST	Blocks	+	-
			M-A	M-A	M-A	OR DR TOT	PF FD					BS BA		
11	EJ Paymon	17:37	4-4	1-1	0-0	1 1 1	3 0	9	1	1	1	2	0	18
22	Tegra Izay	22:33	4-5	0-0	2-2	3 5 8	2 1	10	1	2	0	2	0	24
1	Curt Lewis	18:14	3-5	3-5	2-2	2 2 2	2 3	11	3	1	1	0	0	15
10	Isaac Taveras	22:40	5-10	0-2	3-4	0 8 8	1 3	13	4	2	1	1	0	15
13	Dylan Brumfield	24:45	0-3	0-1	2-4	1 1 2	3 3	2	5	2	1	2	0	15
12	Felipe Patino	13:39	1-7	1-6	0-0	1 1 1	0 0	3	0	1	0	0	0	-4
0	Israel Hart	15:15	1-6	0-3	2-2	0 3 3	0 2	4	0	1	1	0	0	0
7	Fallou Diagne	16:39	2-3	1-1	0-0	0 3 3	1 1	5	0	0	0	0	0	-2
15	Djahi Binet	17:27	4-4	0-0	1-2	1 5 6	2 1	9	1	0	1	1	0	-1
6	Robert Coward	06:39	1-1	1-1	0-0	2 2 2	0 1	3	0	1	0	0	0	6
3	Chiante Tramble	11:17	2-4	1-2	0-0	0 1 1	0 2	5	2	1	0	0	0	5
2	Brewer Carruth	10:26	3-4	2-2	0-0	1 1 2	0 0	8	0	2	1	0	0	11
9	Dalyn Brandon	02:49	0-0	0-0	0-0	0 1 1	0 0	0	0	0	0	1	0	5
Team						1 5 6	0 0	0	0	0	0	0	0	
Totals			30-56	10-24	12-18	7 39 46	14 17	82	17	14	7	9	0	23

Major Fouls: NONE

	WMU	USM				
Biggest lead	3 (1 st 19:36)	23 (2 nd 0:32)				
Best Scoring Run	8 (1 st 2:10)	8 (1 st 17:35)				
Lead Changes	1					
Times Tied	1					
Time with Lead	01:08	38:28				

Points from	WMU	USM
Turnovers	11	8
Paint	18	36
Second Chance	18	10
Fast Breaks	3	16
Bench	27	37

Period by Period Scoring			
	1st	2nd	TOT
WMU	28	31	59
USM	38	44	82

GAME 6: SOUTHERN MISS 92, NORTH FLORIDA 83

Nov. 22, 2025 • Pensacola, Fla. • Pensacola Bay Center



Official Basketball Box Score - Final
North Florida at Southern Miss
11/22/25 Pensacola Bay Center, Pensacola, Fla.
2025-26 NCAA Men's Basketball

Game Time: 7:00 PM
Game Duration: 1:53
Attendance: 874

North Florida - 83

Record: 1-4

NO.	Name	Min	FG	3P	FT	Rebounds	Fouls	TP	AS	TO	ST	Blocks	+	-
			M-A	M-A	M-A	OR DR TOT	PF FD					BS BA		
21	Dalton Gayman	27:24	5-6	1-1	1-2	0 4 4	3 1	12	4	1	0	0	0	-3
2	Mason Lee	22:01	2-3	1-2	1-1	0 2 2	1 2	6	3	2	1	2	0	-13
4	Devin Hines	17:14	5-8	1-4	2-3	1 2 3	2 2	13	0	2	0	0	0	-9
10	Kent Jackson	35:09	7-13	5-11	2-2	0 2 2	2 2	21	0	2	1	0	1	-10
11	Kamrin Oriol	36:09	5-12	5-9	2-2	0 2 2	3 5	17	7	3	1	0	0	-9
22	Trey Cady	14:47	1-2	0-0	0-0	0 2 2	5 2	2	1	3	1	0	0	-7
5	Dante Oliver	13:09	0-0	0-0	0-0	0 0 0	1 0	1	0	0	0	0	0	-1
24	Nestor Dyachok	06:20	1-1	0-0	0-0	0 0 0	1 0	2	2	2	0	0	1	0
1	BJ Plummer	23:56	4-5	2-2	0-0	1 1 2	4 0	10	3	2	1	0	0	2
3	Taylor Thompson	03:51	0-1	0-1	0-0	0 0 0	1 0	0	1	0	0	0	0	0
Team						0 3 3	0 0	0	1	0	0	0	0	
Totals			30-51	15-30	8-10	2 18 20	23 14	83	22	18	5	3	1	-9

Officials: Sydney Cohen, Marcus Hawkins, Nick Heater

Shooting By Period		
1 st FG%	18-28	64.3%
3PT%	9-16	56.3%
FT%	1-2	50%
2 nd FG%	12-23	52.2%
3PT%	6-14	42.9%
FT%	7-8	87.5%
GM FG%	30-51	58.8%
3PT%	15-30	50.0%
FT%	8-10	80.0%
Dead Ball Rebounds: 1 0		

Southern Miss - 92

Record: 3-3

NO.	Name	Min	FG	3P	FT	Rebounds	Fouls	TP	AS	TO	ST	Blocks	+	-
			M-A	M-A	M-A	OR DR TOT	PF FD					BS BA		
11	EJ Paymon	17:37	4-4	1-1	0-0	0 0 0	0 0	2	0	1	0	0	0	-3
22	Tegra Izay	22:33	4-5	0-0	2-2	1 1 2	0 1	2	1	0	0	0	0	0
1	Curt Lewis	18:14	3-5	3-5	2-2	2 2 2	2 3	11	3	1	1	0	0	11
9	Dalyn Brandon	06:41	1-1	1-1	0-0	0 1 1	1 0	3	0	0	0	0	0	-2
13	Dylan Brumfield	31:11	6-7	0-0	1-4	0 2 4	4 4	13	7	1	1	0	0	16
4	Tylik Weeks	34:56	15-23	0-2	7-8	4 2 6	1 6	37	2	1	1	0	1	15
0	Israel Hart	23:18	1-5	0-3	0-0	0 1 1	0 1	2	5	1	1	0	0	0
3	Chiante Tramble	08:49	0-0	0-0	0-0	0 1 1	1 0	0	0	1	0	0	0	-7
10	Isaac Taveras	17:33	6-11	0-0	2-4	4 4 8	3 4	14	0	1	2	0	0	2
15	Djahi Binet	25:33	5-7	0-0	2-2	4 2 6	2 4	12	1	3	0	0	1	10
21	IJ Ezuma	04:35	0-2	0-1	2-2	0 1 1	1 1	2	0	0	0	0	1	-2
12	Felipe Patino	04:38	0-0	0-0	0-0	0 0 0	1 0	0	0	0	2	0	0	-1
2	Brewer Carruth	14:59	1-2	1-1	2-3	0 1 1	1 5	0	0	0	0	0	0	6
Team						2 3 5	0 0	0	0	0	0	0	0	
Totals			37-64	2-10	16-26	15 20 35	15 22	92	16	10	8	1	3	9

Major Fouls: Cady (TF) 2nd 4:13

	UNF	USM
Biggest lead	13 (1 st 3:20)	14 (2 nd 4:41)
Best Scoring Run	9 (1 st 8:13)	10 (2 nd 13:46)
Lead Changes	2	
Times Tied	4	
Time with Lead	20:55	17:30

Points from	UNF	USM
Turnovers	12	25
Paint	26	66
Second Chance	3	17
Fast Breaks	6	8
Bench	14	72

Period by Period Scoring			
	1st	2nd	TOT
UNF	46	37	83
USM	35	57	92

GAME 7: SOUTHERN MISS 70, UT MARTIN 60

Nov. 23, 2025 • Pensacola, Fla. • Pensacola Bay Center



Official Basketball Box Score - Final
UT Martin at Southern Miss
11/23/25 Pensacola Bay Center, Pensacola, Fla.
2025-26 NCAA Men's Basketball

Game Time: 4:30 PM
Game Duration: 1:52
Attendance: 932

UT Martin - 60

Record: 4-2

NO.	Name	Min	FG	3P	FT	Rebounds	Fouls	TP	AS	TO	ST	Blocks	+	-
			M-A	M-A	M-A	OR DR TOT	PF FD					BS BA		
0	Andrija Bukumirovic	22:18	1-5	1-4	1-2	3 3 6	1 1	4	1	0	0	0	1	-14
44	Matas Deniusas	19:55	2-5	1-2	0-0	0 1 1	1 3	5	0	1	0	1	0	-11
4	Alan Trmka	22:51	1-3	0-2	0-0	0 0 0	1 0	2	0	1	0	0	0	-19
7	Dragos Lungu	15:10	5-8	0-2	1-3	2 1 3	1 4	11	0	3	0	0	0	-13
32	Filip Petkovski	29:51	1-3	1-3	0-1	0 5 5	0 2	3	2	1	0	0	0	-4
11	AJ Hopkins	17:09	0-3	0-1	1-2	0 2 2	1 1	1	2	0	0	1	1	0
77	Luca Colceag	17:42	2-2	1-1	0-0	1 4 5	1 0	5	1	0	1	0	0	4
9	Pedro Santos	10:29	2-6	1-3	0-0	0 1 1	2 0	5	0	0	0	0	0	-4
10	Arma Sow	07:58	0-0	0-0	0-0	1 0 1	1 1	0	0	0	0	0	0	-6
34	Lamine Niang	14:39	4-6	0-0	0-0	0 1 1	2 1	8	1	1	0	1	0	6
5	Damien King	19:38	2-4	1-2	6-9	0 0 0	1 4	11	3	0	3	0	1	3
22	Ty Price	02:20	1-1	1-1	2-2	0 0 0	0 0	5	0	0	0	0	0	8
Team						2 0 2	0 0	0	2	0	0	0	0	
Totals			21-46	7-21	11-20	9 18 27	12 17	60	10	9	4	3	3	-10

Major Fouls: NONE

Southern Miss - 7