

Pitt

BASKETBALL

2025-26 SCHEDULE

Date	Opponent (TV)	Time
O. 19	PROVIDENCE (EXH.)	W, 81-74
O. 27	PITT-JOHNSTOWN (EXH.)	W, 100-65

N. 3	YOUNGSTOWN STATE (ACCN Extra)	W, 74-59
N. 7	LONGWOOD (ACCN Extra)	W, 78-60
N. 10	EASTERN MICHIGAN (ACCN Extra)	W, 78-66

Backyard Brawl

N. 13	at West Virginia (FS1)	L, 71-49
N. 17	BUCKNELL (ACCN Extra)	W, 84-50

Skyscanner Legends Classic presented by Old Trapper

N. 20	= vs. UCF (ESPN2)	L, 77-67
N. 23	QUINNIPIAC (ACCN Extra)	L, 83-75

N. 28	OHIO STATE (ESPN2)	W, 67-66
-------	--------------------	----------

ACC/SEC Challenge

D. 2	TEXAS A&M (ESPNU)	L, 81-73
------	-------------------	----------

D. 7	HOFSTRA (ACCN)	L, 80-73
D. 13	at Villanova (truTV + HBO Max)	L, 79-61
D. 17	BINGHAMTON (ACCN Extra)	W, 103-63
D. 21	> vs. Penn State (Big Ten Network)	W, 80-46
D. 30	at Miami * (ACCN)	7 p.m.

J. 3	CLEMSON * (The CW)	12 p.m.
J. 10	SYRACUSE * (ESPN2/ESPNU)	12 p.m.
J. 14	at Georgia Tech * (ACCN)	7 p.m.
J. 17	LOUISVILLE * (ESPN/ESPN2/ESPNU)	8 p.m.
J. 21	at Boston College * (ACCN)	7 p.m.
J. 24	NC STATE * (ESPN2/ESPNU)	12 p.m.
J. 27	WAKE FOREST * (ACCN)	6 p.m.
J. 31	at Clemson * (ACCN)	12 p.m.

F. 3	at Virginia * (ACCN)	9 p.m.
F. 7	SMU * (The CW)	3:45 p.m.
F. 10	DUKE * (ESPN/ESPN2)	9 p.m.
F. 14	at North Carolina * (ESPN/ESPN2)	2 p.m.
F. 21	NOTRE DAME * (ACCN)	2 p.m.
F. 25	at Stanford * (ACCN)	8 p.m.
F. 28	at Cal * (ACCN)	4 p.m.

M. 4	FLORIDA STATE * (ACCN)	9 p.m.
M. 7	at Syracuse * (The CW)	5 p.m.

ACC Tournament

M. 11-15	< ACC Tournament (ESPN/ACCN)	TBD
----------	------------------------------	-----

= Ocean Center (Daytona Beach, Fla.)

> GIANT Center (Hershey, Pa.)

< Spectrum Center (Charlotte, N.C.)

* Denotes ACC contest

All Game times are Eastern Time Zone

HOME GAMES IN BOLD CAPS

[- / -] Pitt / Opponent AP Rank

Pitt (7-6, 0-0 ACC) vs. Miami (11-2, 0-0 ACC)

Tuesday, Dec. 30, 2025 • 7:00 PM

Coral Gables, Fla. • Watsco Center (7,972)

ACC Network • 93.7 The Fan

THE MATCHUP

Pitt Panthers



2025-26 Record (ACC)	7-6 (0-0)
Last Game	W, 80-46 vs. Penn State

Head Coach	Jeff Capel (Duke, '97)
Pitt Record	121-113 (Eighth Season)
Career Record	283-223 (17th Season)

AP / Coaches Polls	nr / nr
NET Ranking	119
KenPom Ranking	92
ESPN BPI	76

BROADCAST INFORMATION

ACC Network	Brian Custer (pxp) Scott Williams (analysis)
Panthers Radio Network (93.7 The Fan)	Bill Hillgrove (pxp) Curtis Aiken (analyst)

Miami (Fla.) Hurricanes



2025-26 Record (ACC)	11-2 (0-0)
Last Game	W, 105-67 vs. North Florida

Head Coach	Jai Lucas (Texas, '11)
Miami Record	11-2 (First Season)
Career Record	11-2 (First Season)

AP / Coaches Polls	rv / nr
NET Ranking	35
KenPom Ranking	34
ESPN BPI	42

SERIES HISTORY

All-Time Series	Miami leads, 27-22
Under Jeff Capel	Miami leads, 6-4
On Road	Miami leads, 16-8
At Watsco Center	Miami leads, 5-1
First Meeting	Miami 43, Pitt 40 (12/26/1947)
Last Meeting	Pitt 74, Miami 65 (2/15/2025)
Current Streak	W1

THE OPENING TIP

- Pitt and Miami play for the 50th time Tuesday night when they open ACC play at the Watsco Center in Coral Gables, Fla. The game will be televised on ACC Network with tipoff scheduled for 7:00 p.m.
- The game will be broadcast on ACC Network with Brian Custer (play-by-play) and Scott Williams (analysis) on the call.
- The game will also be broadcast on the Panthers Radio Network (flagship 93.7 The Fan) with Bill Hillgrove (play-by-play) and Curtis Aiken (analysis) providing the commentary.
- Miami has won six straight entering Tuesday's game while Pitt has won two in a row by a

combined 74 points.

- Pitt is 6-6 in ACC openers all-time and defeated Virginia Tech on the road a year ago in the ACC opener, 64-59. The Panthers are 4-1 all-time in ACC openers played on the road
- Miami leads the all-time series between the two programs 27-22, including a 5-1 mark inside the Watsco Center. Pitt and Miami have split two previous meetings to open ACC play, with both contests taking place inside the Watsco Center.
- Pitt enters Tuesday's game having won back-to-back games by 34+ points for the first time since defeating Maryland Eastern Shore 78-43 and New Orleans 99-57 consecutively Dec. 15 and 20, 2018.

2025-26 PITT PANTHERS

No.	Name (Ht., Wt., Yr.)	Pos.	PPG	RPG	APG	Notables
1	Dishon Jackson (6-11, 270, Gr.)	C	-	-	-	transfer from Iowa State
2	• Cameron Corhen (6-10, 235, Sr.)	F	13.3	8.6	1.8	6+ rebounds in all 13 games in 2025-26
3	Brandin Cummings (6-3, 175, So.)	G	12.7	1.7	2.2	19.7 ppg, 58% FG, 53% 3ptr in last 3 games off bench
4	Papa Amadou Kante (6-10, 235, R-So.)	F	2.8	5.4	0.9	missed last four games due to injury
6	Henry Lau (6-7, 195, Fr.)	F	-	-	-	developmental player in NBL; from Sydney, Australia
7	• Damarco Minor (6-0, 190, Gr.)	G	10.5	4.0	3.5	14 ast, 0 TO in last two games combined
8	Omari Witherspoon (6-4, 190, Fr.)	G	7.9	2.5	2.4	13.0 ppg, 69% FG, 71% 3ptr in last 2 games
12	Kieran Mullen (7-0, 220, Fr.)	C	0.3	1.7	0.0	26 minutes last two games; 17 minutes first 11 games
13	• Roman Siulepa (6-6, 220, Fr.)	F	8.5	3.5	0.7	career-high 28 points (5/6 3 ptr) vs. Penn State
21	Macari Moore (6-3, 200, Fr.)	G	1.2	0.5	0.5	career-best 7 points (3/4 FG) vs. Binghamton
22	• Barry Dunning, Jr. (6-6, 195, Sr.)	G/F	12.2	4.9	0.7	5 pts vs. PSU after 8 straight in double figures
25	• Nojus Indrusaitis (6-5, 200, So.)	G	9.2	3.5	1.6	career-high 8 rebounds vs. Penn State
35	Benjamin Mayhew (6-4, 180, Jr.)	F	-	-	-	walk-on; has not appeared in a game
44	Jajuan Nelson (6-7, 210, Jr.)	F	-	-	-	walk-on; has not appeared in a game

- projected starter; based on starters from previous game

QUICK FACTS

General

Name	University of Pittsburgh
Location	Pittsburgh, Pa., 15261
Founded	1787
Enrollment	33,632
Nickname	Panthers
School Colors	Royal & Gold (PMS 661 / PMS 1235)
Arena	Petersen Events Center (12,508)
Affiliation	NCAA Division I
Conference	Atlantic Coast Conference (ACC)
Chancellor	Joan Gabel (Haverford '88)
Athletics Director	Allen Greene (Notre Dame '00)

Men's Basketball History

First Year	1905-06
All-Time Record	1,728-1,264 (118th year)
All-Time ACC Record	87-137 (13th year)
20+ Win Seasons/Last	24/2024
30+ Win Seasons/Last	2/2004
Overtime Games	112 (61-51, entering 2025-26)
100-Point Games	47 (47-0)
Years In NCAA Tournament/Last	27/2023
Years In NIT/Last	9/2015
Last Postseason Opponent	Xavier (3/19/23)
Result	L, 84-73, NCAA Tournament Round of 32

2024-25 Team Information

Overall Record	17-15
Home Record	13-4
Away Record	3-9
Neutral Record	1-2
ACC Record/Finish	8-12 (t9th)
Final Ranking (AP/Coaches)	nr / nr
Starters Returning/Lost	1/4
Lettermen Returning/Lost	5/11

Radio Information

Radio Network	JMI / Entercom
Radio Contact	Anna Iorio
E-mail	aiorio@jmisports.com
Phone	412-622-4238
Play-By-Play Announcer	Bill Hillgrove
Analyst	Curtis Aiken, Sr.
Flagship Station	93.7 The Fan (KDKA-FM)

Strategic Communications

Assistant AD/MBB Contact	Jason Knavel
E-mail	jknavel@athletics.pitt.edu
Cell	814-464-5009
Assistant Dir./MBB Secondary	Elisabeth Schmidt
E-mail	eschmidt@athletics.pitt.edu
Cell	412-969-5536
Mailing Address	P.O. Box 7436 Pittsburgh, PA 15213-0436
Overnight Address	Petersen Events Center 3719 Terrance Street Pittsburgh, PA 15261

Web/Social

Website	PittsburghPanthers.com
Twitter	@Pitt_MBB
Instagram	@pitt_mbb
Facebook	/PittsburghPanthers

SUCCESS AMONG ACC PEERS

- From the beginning of the 2022-23 season through the present, Pitt ranks tied for fifth in the ACC in total wins and league wins.

ACC • Total Wins from 2022-23 to present

Rk	Team	Total
1.	Duke	100
2.	Clemson	84
	North Carolina	84
4.	Virginia	74
5.	Pitt	70
	NC State	70
	Wake Forest	70

ACC • Conference Wins from 2022-23 to present

Rk	Team	Total
1.	Duke	48
2.	Clemson	43
3.	North Carolina	41
4.	Virginia	36
5.	Pitt	34
	Wake Forest	34

SERIES NOTES

- This will be the 50th meeting all-time between Pitt and Miami. Miami leads the all-time series 27-22 and the two programs have an extensive history that intertwines numerous eras.
- Miami leads the ACC era for the two programs (beginning in 2013-14) 11-5, and the Hurricanes won the lone ACC Tournament meeting between the programs (79-73 in 2021).
- Pitt held an 11-8 advantage in the Big East era (1992-2012), including a 2-1 mark in the Big East Tournament.
- A year ago, Pitt defeated Miami in the lone contest between the two programs, 74-65. The Panthers dominated in the paint (34-20) and on second-chance points (17-6).
- A 71-68 Pitt victory on Jan. 28, 2023 was arguably the most memorable recent win in the series. Pitt outscored then-No. 20 Miami 11-0 over the final 2:03 to get the victory.
- There have been four overtime games in the series, with each team winning twice. Most recently, Pitt posted a 59-55 overtime victory at BankUnited Center on Feb. 5, 2014.
- Pitt won five straight in the series from 1993-95 and Miami won seven in row spanning from 2015 through 2020.

NUMBERING THE NIGHTS

- Entering the Miami game, Pitt has played 2,992 men's basketball games in program history. Game number 3,000 is scheduled for Jan. 27 vs. Wake Forest.
- Pitt has an all-time record of 1,728-1,264 for a winning percentage of .578.

Pitt • Milestone Games

Game #, Opponent (Date)	Result
1, vs. Wooster (1/11/1906)	L, 34-14
50, vs. Mount Union (3/24/1911)	W, 24-23
100, vs. Mount Union (2/13/1914)	W, 36-10
500, at Carnegie Tech (1/8/1935)	W, 38-37
1000, at Temple (1/7/1959)	L, 86-73
1500, vs. Cleveland State (1/17/1979)	W, 77-51
2000, at VCU (12/9/1995)	W, 72-69
2500, vs. Marquette (1/8/2011)	W, 89-81

LAST TIME OUT

- Freshman forward Roman Siulepa poured in a career-high 28 points and Pitt shot 50 percent

from beyond the arc to power past Penn State, 80-46, Saturday afternoon at The GIANT Center in Hershey.

- The Panthers (7-6) closed out their non-conference schedule with a dominant performance, building a 20-point halftime lead and never looking back. Siulepa went 10-of-16 from the field and knocked down 5-of-6 three-pointers to surpass his previous career high of 20 points. He entered the game with just three made three-pointers on the season.

- Pitt jumped on Penn State early, opening the game with a three-pointer from Barry Dunning, Jr. and never trailing. The Panthers scored their first 15 points exclusively from beyond the arc, as four different players – Dunning, Siulepa, Damarco Minor, and Omari Witherspoon – connected from deep to build a 15-6 advantage.

- The hot shooting continued throughout the opening half as Pitt went 6-of-11 from three-point range and shot 53.3 percent (16-of-30) from the field to take a commanding 40-20 lead into the break. Meanwhile, the Panthers' defense held Penn State to just 26 percent shooting (7-of-27) and 2-of-13 from three-point range in the first 20 minutes.

- Penn State (8-4) trimmed the deficit to 13 points early in the second half with an 8-0 run, but Brandin Cummings stopped the rally with a stepback jumper and then converted a pair of free throws. The Midland, Pa. native finished with eight points and six rebounds.

- From there, Minor took over the playmaking duties. The senior guard hit a three-pointer and found Siulepa for a slam to push the lead back to 51-32. Minor finished with 11 points and a game-high seven assists while connecting on 3-of-5 from long range.

- Siulepa heated up midway through the second half, knocking down back-to-back three-pointers to extend Pitt's advantage to 59-37. His fifth triple of the afternoon gave the Panthers a 62-37 cushion with under eight minutes to play.

- Witherspoon added 15 points on 5-of-7 shooting, including 3-of-5 from three-point range, while Cameron Corhen contributed nine points and a team-high eight rebounds.

- For the game, Pitt shot 50.0 percent (30-of-60) from the field and made 12-of-24 three-pointers (50.0 percent). The Panthers dominated the glass, outrebounding Penn State 42-30, including a 10-7 edge on the offensive boards. Pitt also held a 12-6 advantage in points off turnovers.

LIGHTS OUT

- Pitt had one of its most impressive offensive outings in program history in a 103-63 win over Binghamton just prior to the Penn State game.
- By shooting 62.1 percent (36-of-58) from the field and 59.3 percent (16-of-27) from three, Pitt had an effective field goal percentage of 75.9 percent. That ranks as the fifth-highest eFG% dating back to the 2004-05 season.

SCORIN' WITH CORHEN

- After averaging 11.0 points and 5.2 rebounds per game in 2024-25, Cameron Corhen has taken the next step in his game in 2025-26. He has increased those averages to 13.3 points and 8.6 rebounds per game, while shooting a team-best 53.3 percent from the field. He's blocked 10 shots and even knocked down six three-pointers, while also having the third-most assists on the team.
- Corhen is one of five players in the ACC (and

one of 42 nationally) to be averaging at least 13 points and eight rebounds per game. He is one of 30 players in the country with those statistical averages while shooting at least 50 percent from the field.

- Corhen has four double-doubles on the season, tied for sixth among all ACC players. Three of those double doubles have come against high major opponents, averaging 13.8 points and 9.0 rebounds against those six non-conference opponents.
- His 33:32 minutes per game ranks fifth in the ACC and 12th in the country among non-guards.
- In the season opener against Youngstown State, Corhen finishing with 23 points and 12 rebounds, while shooting 8-of-11 from the field. He followed that up with 14 points and 10 rebounds, while blocking two shots and adding two assists and two steals against West Virginia.
- Corhen's third double-double came in a 17-point, 11-rebound performance against UCF. On Friday, he posted his fourth double-double of the season with 18 points and 10 rebounds in the win over Ohio State.
- In 2024-25, Corhen had a true shooting percentage of .635, ranking fourth in the ACC among those with at least 200 field goal attempts. True shooting percentage measures a player's scoring efficiency by accounting for two-point field goals, three-point field goals, and free throws.

ACC • Averaging 13 ppg, 8 rpg

Player, School	PPG	RPG
Cameron Boozer, Duke	23.3	10.0
Caleb Wilson, North Carolina	19.6	10.8
Henri Veesaar, North Carolina	16.8	9.2
Amani Hansberry, Virginia Tech	16.3	8.4
Cameron Corhen, Pitt	13.3	8.6

ALL GAS, NO BREAKS

- While Cameron Corhen ranks fifth in the ACC in minutes played in 2025-26, he's not the only Panther logging big minutes.
- Corhen, Omari Witherspoon, Barry Dunning, Jr. and Brandin Cummings each played all 20 minutes of the second half against Hofstra. Dunning played all 40 minutes of the game.
- Dunning had played at least 36 minutes in five consecutive games until Pitt's 40-point win over Binghamton in which he only played 24 minutes. He played MORE than 40 minutes in a game five times a year ago at South Alabama, peaking with 42:02 when he scored 46 points at Texas State.
- Since moving into the starting lineup for the last six games, Dunning is averaging over 34 minutes per contest.
- Not even mentioned yet, Damarco Minor ranks ninth in the ACC in minutes played at 31:38. He has exceeded the 30-minute mark in 10-of-13 games this year.

ROMAN'S EMPIRE

- Freshman Roman Siulepa plays with a bruising style that complements his rugby background. He has a pair of 20-point games this year, tied for the most on the team in 2025-26.
- Siulepa made 9-of-12 shots and had a then-career-high with 20 points and eight rebounds against Quinnipiac. He also posted an assist, a blocked shot and four steals.
- That, however, was just a precursor to his 28-point performance against Penn State in Pitt's final non-conference game of the year. Siulepa

was 10-of-16 shooting, including 5-of-6 from deep. He entered the game just 3-of-20 from three-point range on the season.

- Following the Quinnipiac game, Siulepa seemed to hit a freshman wall, scoring just eight points over the next four games. But he broke out with 12 against Binghamton followed by the 28-point effort against Penn State.
- His performance against Penn State places him among the top 10 freshman single game performances at Pitt in a number of statistical categories including: points (28 - t8th), field goals made (10 - t7th), three-pointers made (5 - t5th), and three-point percentage (.833 - t3rd).
- The top basketball prospect out of Australia and someone who has appeared on the radars of NBA teams since the age of 16, Siulepa was also one of the best youth rugby players in the country. Commentators praised him as one of the best high-school rugby players ever through the GPS system.
- Siulepa's basketball resume has led to claims that he is the best prospect out of Australia since Ben Simmons. He has drawn comparisons to past notable NBA prospects such as Zion Williamson.

THE BATTLE OF THE BOARDS

- Pitt has been outrebounded in a game just three times this season and has won the rebounding battle in all seven team victories this year. In fact, Pitt is +9.4 on the boards in its seven wins and -0.3 in the six losses.
- Six different players are averaging at least 3.5 rebounds per game and three players have at least 22 offensive rebounds on the season. Only seven teams have more players (each has four players) with at least 22 offensive rebounds this year.
- As a team, Pitt has 36 more offensive rebounds (2.8 per game) than their opponents on the season. The Panthers have at least 10 offensive rebounds in seven of the past nine games and are averaging 12.7 per contest during that stretch.
- Cameron Corhen is seventh in the ACC at 8.6 rebounds per contest and he has five double-figure rebounding games. Corhen has at least six rebounds in every game this year and is one of seven players in the country to have 6+ rebounds in a game 13 times this year.
- Papa Amadou Kante had 10 against Youngstown State and then a career-high 11 against Bucknell and is averaging 5.4 per contest.
- Barry Dunning, Jr. is up to 4.9 per game for the full season. Starting point guard Damarco Minor is fourth on the team at 4.0 per contest. Nojus Indrusaitis, fresh off a career-high eight rebounds, and Roman Siulepa are both at 3.5 rebounds per contest.

BRANDIN'S BREAKOUT

- Expected to be a key contributor for the Panthers in 2025-26, Brandin Cummings has been hampered by injury during much of non-conference play. But he put that behind him and looked like one of the top scorers in the country against Hofstra.
- Cummings came off the bench to score a career-high 34 points, including 30 in the second half, as he tried to rally Pitt back from a 17-point deficit. He went 8-for-12 from the field over the final 20 minutes, burying five three-pointers, and made all nine of his free-throw attempts.
- The 34 points were the most in Pitt history by a player coming off the bench and were the second-most by a Pitt player in Petersen Events

2025-26 STATS COMPARISON

PITT			MIAMI	
NCAA	Value	Category	Value	NCAA
208	1.15	Assist/TO Ratio	1.70	26
263	13.3	Assists/Game	19.9	10
281	20.1	Bench Pts/Game	19.7	283
131	3.8	Blocks/Game	3.8	131
136	.533	Effective FG Pct.	.583	22
273	9.0	Fastbreak Pts.	14.1	81
178	.456	FG Pct.	.523	8
140	.426	FG Pct. Defense	.401	51
139	17.2	Fouls/Game	16.8	116
262	18.8	FT Att./Game	23.3	96
273	.686	FT Pct.	.663	322
281	12.9	FT Made/Game	15.5	158
96	+4.9	Rebound Margin	+9.8	22
246	24.1	Def. Rebounds/Game	27.4	76
139	12.1	Off. Rebounds/Game	13.4	52
210	36.2	Rebounds/Game	40.8	42
66	67.8	Scoring Defense	67.7	65
160	+6.2	Scoring Margin	+21.6	12
265	74.0	Scoring Offense	89.3	26
231	6.6	Steals/Game	8.8	52
180	23.8	Three-Pointers Att./Game	20.6	279
60	.369	Three-Point Pct.	.366	75
227	.338	Three-Point Pct. Def.	.338	224
120	8.8	Three-Pointers/Game	7.5	225
244	-0.5	Turnover Margin	+3.3	45
293	11.0	Turnovers Forced/Game	15.0	48
129	11.5	Turnovers/Game	11.7	145
189	.538	Winning Pct.	.846	29

STREAKS

Overall	Won 2
Unranked teams anywhere	Won 2
Ranked teams anywhere	Lost 4
Home	Won 1
Home ACC	Won 1
Home non-conference	Won 1
Home unranked non-conference	Won 1
Home ranked teams	Lost 2
Home unranked teams	Won 1
Road	Lost 8
Road ACC	Lost 6
Road ranked teams	Lost 1
Road unranked teams	Lost 8
Neutral	Won 1
Neutral ranked teams	Lost 10
Neutral unranked teams	Won 1

Consecutive Made Free Throws (active streak)

Barry Dunning, Jr.	3
Papa Amadou Kante	3
Omari Witherspoon	2
Brandin Cummings	2
Damarco Minor	1
Roman Siulepa	1
Cameron Corhen	1

Starts	Consecutive *	Career
Damarco Minor	13 (7-6)	111 (63-48)
Dishon Jackson	-	82 (41-41)
Cameron Corhen	45 (24-21)	78 (37-41)
Barry Dunning, Jr.	7 (3-4)	39 (24-15)
Roman Siulepa	13 (7-6)	13 (7-6)
Omari Witherspoon	-	10 (5-5)
Brandin Cummings	-	10 (6-4)
Nojus Indrusaitis	2 (2-0)	3 (3-0)

Record in such games in ()
* at Pitt

NATIONAL/ACC RANKINGS

(TOP 100 NCAA/TOP 10 ACC)

Cameron Corhen

Category	Value	NCAA	ACC
Double-Doubles	4	47	6
Minutes/Game	33:32	79	5
Def. Rebounds/Game	5.5	84	8
Off. Rebounds/Game	3.2	56	6
Rebounds/Game	8.6	51	7

Brandin Cummings

Category	Value	NCAA	ACC
Free-Throw Percentage	.829	185	8

Barry Dunning, Jr.

Category	Value	NCAA	ACC
Blocks	16	133	7

Damarco Minor

Category	Value	NCAA	ACC
Minutes/Game	31:38	200	9
Steals	20	167	8

CAREER DOUBLE-DOUBLES

Player	Opponent, Date	Pts/Rebs
Barry Dunning, Jr.	vs. Texas A&M (12/2/25)	18/12
Cameron Corhen	vs. Ohio State, 11/29/25	18/10
Cameron Corhen	vs. UCF, 11/20/25	17/11
Cameron Corhen	at West Virginia, 11/13/25	14/10
Cameron Corhen	Youngstown State, 11/3/25	23/12
^Dishon Jackson	vs. Cincinnati, 3/12/25	11/15
<Barry Dunning, Jr.	vs. Arkansas State, 3/9/25	27/13
<Barry Dunning, Jr.	at Southern Miss., 2/26/25	14/11
<Barry Dunning, Jr.	Texas State, 2/15/25	34/11
<Barry Dunning, Jr.	at Akron, 2/8/25	22/12
<Barry Dunning, Jr.	at Louisiana, 2/1/25	18/15
^Dishon Jackson	at Arizona, 1/27/25	10/10
Cameron Corhen	California, 1/1/24	19/11
<Barry Dunning, Jr.	Western Illinois, 11/26/24	13/10
Cameron Corhen	Murray State, 11/8/24	13/10
#Damarco Minor	vs. Eastern Illinois, 3/5/24	16/14
#Damarco Minor	at Western Illinois, 3/2/24	20/11
#Damarco Minor	at Eastern Illinois, 2/27/24	24/11
#Damarco Minor	at Tennessee State, 2/24/24	31/12
=Dishon Jackson	at Tulsa, 2/24/24	10/12
=Dishon Jackson	at Temple, 2/11/24	15/11
#Damarco Minor	at Morehead State, 2/8/24	18/13
#Damarco Minor	Morehead State, 1/13/24	24/13
#Damarco Minor	Eastern Illinois, 12/29/23	15/10
#Damarco Minor	at Ball State, 12/10/23	21/12
#Damarco Minor	Missouri Baptist, 11/28/23	13/10
>Cameron Corhen	at Florida, 11/17/23	18/10
#Damarco Minor	vs. Denver, 11/16/23	14/13
#Damarco Minor	at Missouri, 11/13/23	14/10
>Cameron Corhen	vs. Georgia Tech, 3/7/23	12/12
#Damarco Minor	at Lindenwood, 2/9/23	19/11
#Damarco Minor	at Southern Indiana, 1/7/23	27/11
#Damarco Minor	Tennessee State, 1/5/23	18/10
+Dishon Jackson	at Arizona State, 12/1/21	10/10

Player	Opponent, Date	Pts/Asts
&Damarco Minor	Pacific, 2/15/25	11/10
#Damarco Minor	Harris Stowe, 11/7/22	11/10

< at South Alabama
> at Florida State
+ at Washington State
= at Charlotte
^ at Iowa State
& at Oregon State

Center history.

- Cummings' 30 second-half points were the second-most in a half in program history as well.
- As a freshman in 2024-25, Cummings showed his scoring potential in mostly limited minutes, averaging 6.3 points per game. He had a season-best 30 points in a win over Eastern Kentucky on Dec. 11, 2024.
- When healthy, Cummings has been the most lethal scoring threat on the roster. He averaged 18.5 points on 9-of-18 shooting (7-of-12 from three) over the first two games of the season. He then missed the team's game against Eastern Michigan and then two more (UCF and Quinnipiac) later in non-conference play. He played a scoreless 19 minutes in his return against Texas A&M before exploding in the second half of the Hofstra game.

MAJOR MINOR

- Fifth-year point guard Damarco "Polo" Minor has taken the long road to get to Pitt, but is leading the Panthers in 2025-26.
- Minor began his collegiate career in junior college at South Suburban College for the 2021-22 season and then spent two years at SIU Edwardsville, culminating in First Team All-OVC honors. He transferred to Oregon State for the 2024-25 season.
- With 1,308 career points and 361 career assists to his name prior to the start of the season, Minor brings experience to the Panthers. He played in his 100th career game at the NCAA Division I level when he got the starting nod against Youngstown State in the season opener.
- In the win over Eastern Michigan, Minor had 12 points, seven rebounds, six assists and four steals, while playing almost 38 minutes. He became just the third player in the NCAA this year to post a 12/7/6/4 game.
- Similarly, he is averaging 10.5 points and 4.0 rebounds, while leading the team in assists (3.5 per game) and steals (1.5 per game). Minor is also shooting 90.0 percent (27-of-30) at the free-throw line and leads the team from three-point range at 41.7 percent (25-of-60).
- Minor is one of just five players in the ACC averaging at least 10 points, four rebounds, three assists and 1.5 steals per game.
- He is the only player in the country averaging those statistical totals while shooting at least 90 percent from the free-throw line. He is one of ten in the country to be averaging those statistical totals while shooting 40 percent from three-point range.
- Minor is one of only four players in the ACC to be shooting 40 percent from three-point range and 90 percent from the free-throw line (minimum 200 minutes played).

ACC • Players averaging 10 ppg, 4 rpg, 3 apg, 1.5 spg

Player, Team	PPG	RPG	APG	SPG
Cameron Boozer, Duke	23.3	10.0	4.0	1.7
Amani Hansberry, Virginia Tech	16.3	8.4	3.3	1.7
BJ Edwards, SMU	12.9	5.4	5.2	2.4
Chance Mallory, Virginia	11.1	4.7	3.6	2.3
Damarco Minor, Pitt	10.5	4.0	3.5	1.5

NCAA • Players averaging 10 ppg, 4 rpg, 3 apg, 1.5 spg, 90% FT

Player, Team	PPG	RPG	APG	SPG	FT%
Blue Cain, Georgia	16.1	5.6	2.7	2.0	.905
Damarco Minor, Pitt	11.1	4.1	2.9	1.5	.900

NCAA • Players averaging 10 ppg, 4 rpg, 3 apg, 1.5 spg, 40% 3ptr

Player, Team	PPG	RPG	APG	SPG	3PT%
Prophet Johnson, Sacramento St.	16.5	8.9	3.6	2.7	.404
Yaxel Lendeborg, Michigan	15.6	7.1	3.8	1.5	.400
Jalen Cox, Colgate	15.5	4.8	5.4	2.1	.429
Braden Smith, Purdue	12.6	4.1	9.6	1.8	.420
Nate Johnson, Kansas State	12.3	5.3	3.9	2.3	.426
Nic McClain, Belmont	11.3	4.5	6.5	1.6	.471
Cam Gillus, Howard	11.2	4.1	4.0	2.1	.422
Chance Mallory, Virginia	11.1	4.7	3.6	2.3	.441
Xavier Lipscomb, Mount St. Mary's	10.8	5.1	4.5	1.6	.408
Damarco Minor, Pitt	10.5	4.0	3.5	1.5	.417

ACC • Players shooting 40% from 3, 90% from FT (min. 200 MP)

Player, Team	3PM/A	3PT%	FTM/A	FT%
Kevin Miller, SMU	24/56	.429	79/86	.919
Chris Bell, California	24/60	.400	49/54	.907
Benny Gealer, Stanford	29/65	.446	29/31	.935
Damarco Minor, Pitt	25/60	.417	27/30	.900

HOME SWEET HOME

- Pitt has compiled a 323-98 (.767) record, including a 189-20 (.904) ledger in non-conference play, at the Petersen Events Center.
- Pitt is 28-29 (.491) versus teams ranked in the top 25 of the AP Poll at the Petersen Events Center, with a 14-10 (.583) mark against top-10 teams and a 9-4 (.692) ledger versus teams ranked in the top-5.
- Pitt played six games at home in the month of November, the most since also playing six home games in November of 2021. The Panthers have never played seven games at home in the month of November.

Pitt • Longest Home Win Streaks

Rk	Dates	Wins
1.	Jan. 22, 2002 - Feb. 15, 2004	40
2.	Feb. 27, 2008 - Jan. 16, 2010	31
3.	Dec. 10, 1973 - Dec. 13, 1975	27
4.	Jan. 28, 2010 - Dec. 20, 2011	20
5.	Feb. 12, 1927 - Jan. 11, 1928	18
6.	Nov. 19, 2005 - Feb. 25, 2006	16
7.	Feb. 24, 2024 - Jan. 4, 2025	15
	Feb. 29, 2012 - Dec. 23, 2012	15

NO-FLY ZONE

- Teams are shooting 33.8 percent from three-point range this year against the Panthers. But the split between wins and losses has been stark.
- Opponent three-point shooting has been a critical factor in determining Pitt's games. The Panthers are holding opponents to just 28.3 percent from three in their seven wins but opponents are shooting 40.3 percent in the team's six losses.

Pitt • Opponent Three-Point Shooting

Result	3PM/ATT	3PT%
Pitt Wins	41/145	.283
Pitt Losses	50/124	.403

PANDEMONIUM AT PITT

- Damarco Minor's buzzer beating three-pointer against Ohio State set off "Pandemonium at Pitt" last Friday in the 67-66 victory.
- It was the 40th game-winning shot in the final seconds in Pitt program history and the first since Zack Austin buried an overtime game-winning three pointer in a 91-90 win over the same Ohio State program on Nov. 29, 2024. Minor's shot came 364 days after Austin's.
- While there were still 0.4 seconds remaining after Austin's shot a year ago, Minor's three-

ball was the first walk-off winner that took Pitt from defeat to victory since Ashton Gibbs sunk a similarly long three-pointer to beat Providence 73-71 on March 4, 2010.

- The Gibbs' winner was eerily similar as Pitt had 3.5 seconds to go the length of the court. Much like Minor, Gibbs caught the inbounds pass and dribbled his way up the court before pulling up and walking it off.

Pitt's Game-Winners Inside Petersen Events Center

Nov. 28, 2025 - Pitt 67, Ohio State 66; Damarco Minor three-pointer with no time left on the clock

March 4, 2010 - Pitt 73, Providence 71; Ashton Gibbs three-pointer with no time left on the clock

Feb. 7, 2008 - Pitt 55, West Virginia 54; Ronald Ramon three-pointer with no time left on the clock

SUCCESS WHEN SCORING 80+

- Pitt is 53-2 under Jeff Capel when reaching the 80-point mark in a game, including a 12-0 mark during the 2024-25 season and a 3-0 record in 2025-26.
- The Panthers have reached the 80-point plateau three times so far in 2025-26, including two consecutive games to close non-conference play.
- The Panthers have won 30 consecutive games when scoring 80 or more points.
- Pitt is 39-0 at home under Capel when scoring 80+ points.
- Pitt has won 152 consecutive home games when scoring 80+ points since a 90-83 double overtime loss to St. John's on Jan. 22, 1998.

Pitt • 80-Point Games Under Jeff Capel

Opponent, Date	Result
Penn State, 12/21/25	W, 80-46
Binghamton, 12/17/25	W, 103-63
Bucknell, 11/17/25	W, 84-50
Boston College, 3/8/25	W, 93-67
Stanford, 1/4/25	W, 83-68
California, 1/1/25	W, 86-74
Sam Houston, 12/21/24	W, 110-78
Eastern Kentucky, 12/11/24	W, 96-56
at Ohio State, 11/29/24	W, 91-90 [OT]
VMI, 11/18/24	W, 93-48
West Virginia, 11/15/24	W, 86-62
Gardner-Webb, 11/11/24	W, 83-64
Murray State, 11/8/24	W, 83-68
Radford, 11/4/24	W, 96-56
vs. Wake Forest, 3/15/24	W, 81-69
NC State, 3/9/24	W, 81-73
Florida State, 3/5/24	W, 88-73
at Boston College, 3/2/24	W, 90-65
Louisville, 2/17/24	W, 86-59
at No. 7 Duke, 1/20/24	W, 80-76
at Louisville, 1/6/24	W, 83-70
South Carolina State, 12/16/23	W, 86-50
Canisius, 12/9/23	W, 82-71
at West Virginia, 12/6/23	W, 80-63
Jacksonville, 11/17/23	W, 107-56
FGCU, 11/13/23	W, 86-74
Binghamton, 11/10/23	W, 89-60
NC A&T, 11/6/23	W, 100-52
vs. Georgia Tech, 3/8/23	W, 89-81
at Notre Dame, 3/1/23	L, 88-81
Syracuse, 2/25/23	W, 99-82
at Florida State, 2/11/23	W, 83-75
Louisville, 2/7/23	W, 91-57
Wake Forest, 1/25/23	W, 81-79
at Syracuse, 12/20/22	W, 84-82
North Florida, 12/17/22	W, 82-56
Sacred Heart, 12/10/22	W, 91-66
at Northwestern, 11/28/22	W, 87-58

William & Mary, 11/25/22	W, 80-64
FDU, 11/22/22	W, 83-61
UT Martin, 11/7/22	W, 80-58
Virginia Tech, 2/3/21	W, 83-72
Syracuse, 1/13/21	W, 96-76
Northern Illinois, 12/5/20	W, 89-59
Drexel, 11/28/20	W, 83-74
vs. Wake Forest, 3/10/20	W, 81-72
Canisius, 12/30/19	W, 87-79
vs. Boston College, 3/12/19	W, 80-70
at NC State, 1/12/19	L, 86-80
Louisville, 1/9/19	W, 89-86 OT
New Orleans, 12/20/18	W, 99-57
Central Arkansas, 11/15/18	W, 97-71
Troy, 11/12/18	W, 84-75
VMI, 11/9/18	W, 94-55

REACHING NEW HEIGHTS

- Kieran Mullen is the fifth seven-footer in program history, joining Steven Adams, Guillermo Diaz Graham, Aaron Gray, and Mark Blount. Dishon Jackson is tied for the fifth tallest player in program history at 6-11.
- Pitt has four players 6-10 or taller on the roster, tied for the second most in program history.

Pitt • 6-11 or Taller Players

Player, Years	Height	PPG	RPG
Kieran Mullen, 2025-p.	7-0	0.4	1.6
Guillermo Diaz Graham, 2022-25	7-0	5.5	4.1
Steven Adams, 2012-13	7-0	7.2	6.3
Aaron Gray, 2003-07	7-0	9.8	7.0
Mark Blount, 1995-97	7-0	6.4	5.0
Dishon Jackson, 2025-p.	6-11	-	-
Jorge Diaz Graham, 2022-25	6-11	3.1	1.8
Federiko Federiko, 2022-24	6-11	5.7	5.2
Eric Mobley, 1991-94	6-11	10.2	6.8
Ed Scheuermann, 1976-81	6-11	5.4	4.1
Scott Stephens, 1973-75	6-11	0.5	0.7
Gerald Jordan, 1995-97	6-11	8.3	6.2
Malcolm Gilbert, 2011-12	6-11	0.5	0.8
Gary McGhee, 2007-11	6-11	4.5	4.7
Rozelle Nix, 2015-16	6-11	1.4	2.6

Pitt • Most Players 6-10 or Taller

Season	Player	HT
2024-25	Guillermo Diaz Graham	7-0
	Jorge Diaz Graham	6-11
	Papa Amadou Kante, Cameron Corhen, Amdy Ndiaye	6-10
2025-26	Kieran Mullen	7-0
	Dishon Jackson	6-11
	Papa Amadou Kante, Cameron Corhen	6-10
2023-24	Guillermo Diaz Graham	7-0
	Jorge Diaz Graham, Federiko Federkio	6-11
	Papa Amadou Kante	6-10
2003-04	Aaron Gray	7-0
	Chris Taft, Toree Morris, Mark McCarroll	6-10

EXPERIENCED STAFF

- Pitt is one of two programs (joined by DePaul) in the NCAA with four current or former Division I head coaches on the staff.
- The Panthers are one of five programs with at least four former college (Division I) or pro (NBA or G-League) head coaches on staff.

PITT SEASON & CAREER TOTALS

	2025-26	Career
Double-Figure Scoring Games		
Damarco Minor	7 (4-3)	71 (45-26)
Cameron Corhen	10 (5-5)	54 (31-23)
Dishon Jackson	-	45 (29-16)
Barry Dunning, Jr.	8 (3-5)	33 (21-12)
Brandin Cummings	5 (4-1)	14 (11-3)
Nojus Indrusaitis	6 (3-3)	6 (3-3)
Omari Witherspoon	6 (5-1)	6 (5-1)
Roman Siulepa	5 (4-1)	5 (4-1)
Papa Amadou Kante	-	1 (1-0)
20+ Point Games		
Damarco Minor	1 (1-0)	18 (9-9)
Barry Dunning, Jr.	2 (2-0)	7 (4-3)
Cameron Corhen	1 (1-0)	3 (1-2)
Brandin Cummings	1 (0-1)	2 (1-1)
Roman Siulepa	2 (1-1)	2 (1-1)
Dishon Jackson	-	1 (1-0)
30+ Point Games		
Barry Dunning, Jr.	-	2 (1-1)
Damarco Minor	-	2 (0-2)
Brandin Cummings	1 (0-1)	2 (1-1)
40+ Point Games		
Barry Dunning, Jr.	-	1 (0-1)
10+ Rebound Games		
Damarco Minor	-	17 (9-8)
Dishon Jackson	-	9 (7-2)
Cameron Corhen	5 (3-2)	9 (5-4)
Barry Dunning, Jr.	1 (0-1)	8 (4-4)
Papa Amadou Kanta	2 (2-0)	2 (2-0)
10+ Assist Games		
Damarco Minor	-	3 (3-0)
Double-Doubles		
Damarco Minor	-	16 (10-6)
Cameron Corhen	4 (2-2)	8 (4-4)
Barry Dunning, Jr.	1 (0-1)	7 (3-4)
Dishon Jackson	-	5 (3-2)
3+ Three-Point FG Games		
Damarco Minor	5 (3-2)	14 (8-6)
Barry Dunning, Jr.	4 (2-2)	8 (3-5)
Brandin Cummings	3 (2-1)	6 (5-1)
Nojus Indrusaitis	3 (2-1)	3 (2-1)
Roman Siulepa	1 (1-0)	1 (1-0)
Omari Witherspoon	1 (1-0)	1 (1-0)
3+ Block Games		
Dishon Jackson	-	10 (6-4)
Cameron Corhen	-	2 (1-1)
Barry Dunning, Jr.	1 (1-0)	2 (2-0)
3+ Steal Games		
Damarco Minor	2 (2-0)	15 (11-4)
Barry Dunning, Jr.	-	3 (1-2)
Omari Witherspoon	1 (1-0)	1 (1-0)
Roman Siulepa	1 (0-1)	1 (0-1)
Cameron Corhen	1 (1-0)	1 (1-0)
Nojas Indrusaitis	1 (1-0)	1 (1-0)
Scoring Leader		
Damarco Minor	2 (2-0)	29 (17-12)
Cameron Corhen	5 (3-2)	15 (6-9)
Barry Dunning, Jr.	5 (3-2)	14 (8-6)
Dishon Jackson	-	6 (5-1)
Brandin Cummings	1 (0-1)	3 (2-1)
Roman Siulepa	2 (1-1)	2 (1-1)
Rebounding Leader		
Damarco Minor	1 (1-0)	33 (16-17)
Dishon Jackson	-	30 (23-7)
Cameron Corhen	9 (6-3)	23 (11-12)
Barry Dunning, Jr.	2 (0-2)	16 (9-7)
Papa Amadou Kante	1 (1-0)	1 (1-0)
Roman Siulepa	1 (0-1)	1 (0-1)
Nojua Indrusaitis	1 (1-0)	1 (1-0)
Assists Leader		
Damarco Minor	7 (5-2)	53 (36-27)
Omari Witherspoon	5 (3-2)	5 (3-2)
Dishon Jackson	-	4 (2-2)
Barry Dunning, Jr.	-	2 (1-1)
Cameron Corhen	2 (0-2)	2 (0-2)
Brandin Cummings	2 (0-2)	2 (0-2)
Papa Amadou Kante	1 (1-0)	1 (1-0)
Record in such games in { }		

NCAA • Division I Head Coaches on Staff		
School		Coach
Pitt		4
	Jeff Capel (VCU, Oklahoma, Pitt), Tim O'Toole (Fairfield),	
	Milan Brown (Mount St. Mary's, Holy Cross), Jason Capel (App. State)	
DePaul		4
	Chris Holtman (Gardner-Webb, Butler, Ohio State, DePaul),	
	Jack Owens (Miami [OH]), Bryan Mullins (S. Illinois), LaVall Jordan	
	(Milwaukee, Butler)	

FATHER-SON COACH COMBOS

- Jeff Capel is one of 16 sons of former Division I head coaches serving in the same capacity in the NCAA this season.
- Jeff's father, Jeff Capel II, was the head coach at Fayetteville State (1989-93), North Carolina A&T (1993-94), and Old Dominion (1994-01). He was also an assistant coach at Wake Forest (1986-89) and served as an assistant coach for two NBA franchises - the Charlotte Bobcats (2004-11) and the Philadelphia 76ers (2011-13).

Father-Son Division I Head Coach Combos	
Father	Son (School)
Tony Barone, Sr.	Brian Barone (SIUE)
Jeff Capel II	Jeff Capel III (Pitt)
Homer Drew	Scott Drew (Baylor)
	Bryce Drew (Grand Canyon)
Jim Dutcher	Brian Dutcher (San Diego State)
Rob Gerlufsen	Chris Gerlufsen (San Francisco)
John Griffin II	John Griffin III (Bucknell)
Lon Kruger	Kevin Kruger (UNLV)
Phil Martelli	Phil Martelli, Jr. (Bryant)
Bob McKillop	Matt McKillop (Davidson)
Don Monson	Dan Monson (Eastern Washington)
Bill Musselman	Eric Musselman (Arkansas)
Dave Odom	Ryan Odom (VCU)
Bruce Pearl	Steven Pearl (Auburn)
Rick Pitino	Richard Pitino (New Mexico)
Ralph Willard	Kevin Willard (Maryland)

BROTHER COMBOS

- Brandin Cummings joined the team for the 2024-25 season, following in the footsteps of older brother Nelly Cummings, who played his final season at Pitt (2022-23). The Cummings are the 10th pair of brothers to play at Pitt.
- Brandin tends to play his best when his brother is nearby. Nelly has been an analyst for two ACCNX games during Brandin's career at Pitt and Brandin has averaged 24.5 points on 11-of-16 (68.9 percent) three-pointers in those contests.

Pitt Brother Combos	
Brother (Years)	Brother (Years)
Brandin Cummings (2024-p.)	Nelly Cummings (2022-23)
Guillermo Diaz Graham (2022-25)	Jorge Diaz Graham (2022-25)
Orlando Antiqua (1991-95)	Oliver Antiqua (1995-98)
Billy Knight (1971-74)	Terry Knight (1974-79)
Robert Caldwell (1964-67)	Michael Caldwell (1968-71)
Brian Generalovich (1961-64)	Nick Generalovich (1964-66)
Steve Zernich (1941-43)	Wally Zernich (1943-47)
Thomas Lawry (1930-32)	Edward Lawry (1939)
Stephen Wrobleski (1926-28)	Alphonse Wrobleski (1928-30)

ACC PRESEASON PROJECTIONS

- The Panthers were picked 14th overall in the ACC Preseason Poll, as voted upon by a panel of conference media members.
- Pitt has outperformed its preseason projection in four of the past five seasons. Notably, the 2022-

23 squad was also picked 14th and eventually tied for third in the regular season.

ACC Preseason Poll		
Rk	Team (First Place Votes)	Points
1.	Duke (34)	866
2.	Louisville (15)	842
3.	North Carolina	741
4.	NC State	710
5.	Virginia	623
6.	SMU	616
7.	Clemson	510
8.	Miami	500
9.	Syracuse	489
10.	Notre Dame	477
11.	Wake Forest	412
12.	Virginia Tech	355
13.	Georgia Tech	315
14.	Pitt	301
15.	Florida State	221
16.	California	156
17.	Stanford	138
18.	Boston College	107

ACC Preseason Poll Projections & Finishes		
Year	Projected	Actual
2013-14	6th	5th
2014-15	6th	T-9th
2015-16	10th	T-9th
2016-17	12th	T-14th
2017-18	15th	15th
2018-19	15th	T-14th
2019-20	10th	T-13th
2020-21	13th	12th
2021-22	14th	T-11th
2022-23	14th	T-3rd
2023-24	9th	4th
2024-25	7th	T-9th

EARLY RETURNS

- Pitt started a pair of true freshmen in the season opener against Youngstown State -- Roman Siulepa and Omari Witherspoon.
- It was the first time Pitt started multiple freshmen in the season opener since Head Coach Jeff Capel put three freshmen in his starting lineup to open the 2018-19 season.
- Siulepa has started all 12 games thus far. Witherspoon started each of the first 10 games before coming off the bench for the first time at Villanova.

WHO'S GOT NEXT

- Although the 2026-27 season hasn't tipped off yet, Pitt is making waves nationally for its high school recruiting class ahead of next year.
- As announced on Nov. 13, Pitt has signed Chase Foster (IMG Academy / Baltimore, Md.), Anthony Felesi (Utah Prep / Hurricane, Utah) and Jermal Jones (IMG Academy / Riverview, Fla.).
- Foster is ranked No. 32 nationally by 247Sports and Felesi is ranked No. 48. Jones is currently No. 109.
- The class is ranked No. 6 in the country by 247Sports and was ranked No. 4 by ESPN.

CLOSE BUT NO CIGAR

- Pitt went 17-15 during the 2024-25 season but the season had the potential for another 20-win campaign as the Panthers lost a number of close contests.
- Pitt lost six ACC games in which it led, was tied or was within one possession in the final minute of regulation. The Panthers' ACC Tournament

ACC STANDINGS

Team	ACC Record	Overall
Cal	0-0	12-1
#12/12 North Carolina	0-0	12-1
#6/6 Duke	0-0	11-1
#21/21 Virginia	0-0	11-1
Miami	0-0	11-2
Virginia Tech	0-0	11-2
#16/14 Louisville	0-0	10-2
SMU	0-0	10-2
Stanford	0-0	10-2
Clemson	0-0	10-3
NC State	0-0	9-4
Notre Dame	0-0	9-4
Syracuse	0-0	9-4
Wake Forest	0-0	9-4
Georgia Tech	0-0	8-4
Florida State	0-0	7-6
Pitt	0-0	7-6
Boston College	0-0	6-6

Upcoming Schedule

Tuesday, Dec. 30
Florida State at North Carolina, 7 p.m.
Pitt at Miami, 7 p.m.
Notre Dame at Stanford, 9 p.m.
Louisville at Cal, 9 p.m.

Tuesday, Dec. 30
Wake Forest at NC State, 12 p.m.
Virginia at Virginia Tech, 2 p.m.
Clemson at Syracuse, 2 p.m.
Georgia Tech at Duke, 4 p.m.

Friday, Jan. 2
Louisville at Stanford, 8 p.m.
Notre Dame at Cal, 11 p.m.

Saturday, Jan. 3
Virginia at NC State, 11 a.m.
Virginia Tech at Wake Forest, 12 p.m.
Clemson at Pitt, 12 p.m.
Boston College at Georgia Tech, 2 p.m.
North Carolina at SMU, 3:15 p.m.
Duke at Florida State, 3:45 p.m.

- loss to Notre Dame was a seventh such contest.
- In total, Pitt lost 10 games in which it led, was tied or was within one possession in the final six minutes of regulation.

Pitt • Close Losses In 2024-25 Season		
Date / Opponent	Score (Time)	Final
11/24, vs. Wisconsin	71-70, UW (2:55)	81-75, UW
1/11, Louisville	80-78, UL (0:09)	82-78, UL
1/18, Clemson	66-66 (0:00)	78-75, CU (OT)
2/1, at Wake Forest	74-71, WF (0:09)	76-74, WF
2/8, at UNC	66-65, PITT (0:53)	67-66, UNC
2/22, at Notre Dame	74-72, ND (0:06)	76-72, ND
2/25, Georgia Tech	67-67 (0:56)	73-67, GT
3/1, at Louisville	63-62, UL (5:08)	79-68, UL
3/5, at NC State	63-60, NCSU (2:19)	71-63, NCSU
3/11, vs. Notre Dame	54-52, PITT (0:50)	55-54, ND

Pitt • Close Losses In 2025-26 Season		
Date / Opponent	Score (Time)	Final
12/2, vs. Texas A&M	61-57, PITT (6:00)	81-73, TAMU

2025-26 PITT MEN’S BASKETBALL ROSTER

Numerical

NO	NAME	POS	HT	WT	CL-EXP	HOMETOWN (HIGH SCHOOL / PREVIOUS TEAM)
1	Dishon Jackson	C	6-11	270	GR-TR	Oakland, Calif. (St. Patrick-St. Vincent / Iowa State)
2	Cameron Corhen	F	6-10	235	SR-1L	Allen, Texas (Sunrise Christian Academy / Florida State)
3	Brandin Cummings	G	6-3	175	SO-1L	Midland, Pa. (Lincoln Park)
4	Papa Amadou Kante	F	6-10	235	RSO-2L	Dakar, Senegal (South Kent Prep)
6	Henry Lau	F	6-7	195	FR-INT	Sydney, Australia (Sydney Boys High / Sydney Kings [NBL])
7	Damarco Minor	G	6-0	190	GR-TR	Chicago, Ill. (Thornton Township / Oregon State)
8	Omari Witherspoon	G	6-4	190	FR-HS	Bowie, Md. (St. John's College)
12	Kieran Mullen	C	7-0	220	FR-HS	North Vancouver, British Columbia (St. Thomas More [Conn.])
13	Roman Siulepa	F	6-6	220	FR-INT	Brisbane, Australia (Brisbane State / South West Metro Pirates)
21	Macari Moore	G	6-3	200	FR-HS	Ypsilanti, Mich. (Ann Arbor Huron)
22	Barry Dunning, Jr.	G/F	6-6	195	SR-TR	Mobile, Ala. (McGill-Toolen Catholic / South Alabama)
25	Nojus Indrusaitis	G	6-5	200	SO-TR	Lemont, Ill. (Brewster Academy [Mass.] / Iowa State)
35	Benjamin Mayhew	F	6-4	180	JR-1L	Wilkinsburg, Pa. (Propel Braddock Hills)
44	Jajuan Nelson	F	6-7	215	JR-1L	Philadelphia, Pa. (String Theory Charter)

Alphabetical

NO	NAME	POS	HT	WT	CL-EXP	HOMETOWN (HIGH SCHOOL / PREVIOUS TEAM)
2	Cameron Corhen	F	6-10	235	SR-1L	Allen, Texas (Sunrise Christian Academy / Florida State)
3	Brandin Cummings	G	6-3	175	SO-1L	Midland, Pa. (Lincoln Park)
22	Barry Dunning, Jr.	G/F	6-6	195	SR-TR	Mobile, Ala. (McGill-Toolen Catholic / South Alabama)
25	Nojus Indrusaitis	G	6-5	200	SO-TR	Lemont, Ill. (Brewster Academy [Mass.] / Iowa State)
1	Dishon Jackson	C	6-11	270	GR-TR	Oakland, Calif. (St. Patrick-St. Vincent / Iowa State)
4	Papa Amadou Kante	F	6-10	235	RSO-2L	Dakar, Senegal (South Kent Prep)
6	Henry Lau	F	6-7	195	FR-INT	Sydney, Australia (Sydney Boys High / Sydney Kings [NBL])
35	Benjamin Mayhew	F	6-4	180	JR-1L	Wilkinsburg, Pa. (Propel Braddock Hills)
7	Damarco Minor	G	6-0	190	GR-TR	Chicago, Ill. (Thornton Township / Oregon State)
21	Macari Moore	G	6-3	200	FR-HS	Ypsilanti, Mich. (Ann Arbor Huron)
12	Kieran Mullen	C	7-0	220	FR-HS	North Vancouver, British Columbia (St. Thomas More [Conn.])
44	Jajuan Nelson	F	6-7	215	JR-1L	Philadelphia, Pa. (String Theory Charter)
13	Roman Siulepa	F	6-6	220	FR-INT	Brisbane, Australia (Brisbane State / South West Metro Pirates)
8	Omari Witherspoon	G	6-4	190	FR-HS	Bowie, Md. (St. John's College)

Pitt Staff

Head Coach: Jeff Capel (Duke, '97)
Associate Head Coach: Tim O'Toole (Fairfield, '87)
Associate Head Coach: Milan Brown (Howard, '93)
Assistant Coach: Jason Capel (North Carolina, '02)
Assistant Coach: Kyle Cieplicki (Vermont, '08)
Director of Player and Alumni Development / Assistant Coach: Gilbert Brown (Pitt, '11)
Assistant AD of Scouting: Billy Hubby (Univ. of St. Francis [Ill.], '12)
Director of Basketball Operations: Brian Regan (St. Vincent College, '88)
Assistant Director Recruiting / Video: Robert Blose (Pitt, '21)
Strength & Conditioning Coach: Vincent Williams (Towson, '11)
Athletic Trainer: Daniel Anthony (Missouri State, '11)
Graduate Assistants: Jamarius Burton (Pitt, '23), KJ Marshall (Pitt, '24)
Graduate Manager: Matt Watson (Pitt, '24)
General Manager: Jay Kuntz (West Virginia, '12, '14)

Pronunciation

Papa AMADOU KANTE	AHM-a-doo CON-tay
Cameron CORHEN	Kor-HEN
NOJUS INDRUSAITIS	NOY-us in-drew-SIGHT-iss
DISHAWN Jackson	dishawn
MACARI Moore	muh-CAR-ee
KIERAN Mullen	KEAR-in
Henry LAU	LAU (rhymes with how)
JAJUAN Nelson	juh-WAWN
Roman SIULEPA	see-uh-LEPP-uh
OMARI WITHERSPOON	OH-mar-ee with-err-SPOON

TV / RADIO HEAD SHOT ROSTER



Dishon Jackson
C • 5TH-TR • 6-11 • 270
Oakland, Calif.



Cameron Corhen
F • SR-TR • 6-10 • 235
Allen, Texas



Brandin Cummings
G • SO-HS • 6-3 • 175
Midland, Pa.



Papa Amadou Kante
F • RS0-1L • 6-10 • 235
Dakar, Senegal




Henry Lau
F • FR-HS • 6-7 • 195
Sydney, Australia



Damarco Minor
G • 5TH-TR • 6-0 • 190
Chicago, Ill.



Omari Witherspoon
G • FR-HS • 6-4 • 190
Bowie, Md.



Kieran Mullen
C • FR-HS • 7-0 • 220
North Vancouver, B.C.



Roman Siulepa
F • FR-HS • 6-6 • 220
Brisbane, Australia



Macari Moore
G • FR-HS • 6-3 • 200
Ypsilanti, Mich.



Barry Dunning, Jr.
G/F • SR-TR • 6-6 • 195
Mobile, Ala.



Nojus Indrusaitis
G • SO-TR • 6-5 • 200
Lemont, Ill.



Benjamin Mayhew
F • JR-1L • 6-4 • 180
Wilkinsburg, Pa.



Jajuan Nelson
F • JR-1L • 6-7 • 215
Philadelphia, Pa.



Jeff Capel
Head Coach



Tim O'Toole
Associate Head Coach



Milan Brown
Associate Head Coach



Jason Capel
Assistant Coach



Kyle Cieplicki
Assistant Coach



Gilbert Brown
Assistant Coach



Billy Hubly
Asst. AD of Scouting



Brian Regan
Director of Operations




Jay Kuntz
General Manager



Robert Blöse
Asst. Dir. Recruiting/Video



CAMERON CORHEN | #2



SR-TR • F • 6-10 • 235
Allen, Texas • Sunrise Christian Academy / Florida State

Opponent	Date	GS	MIN	Total		3-Pointers		Free throws		Rebounds				PF	A	TO	BLK	STL	PTS	AVG
				FG-FGA	PCT	3FG-3FGA	PCT	FT-FTA	PCT	OFF	DEF	TOT	AVG							
Youngstown St.	11/03/2025	*	34:33	8-11	.727	1-1	1.000	6-7	.857	4	8	12	12.0	4	0	4	2	0	23	23.0
Longwood	11/07/2025	*	36:16	1-2	.500	0-1	.000	4-5	.800	1	12	13	12.5	3	2	3	2	1	6	14.5
Eastern Mich.	11/10/2025	*	36:30	7-11	.636	0-0	.000	2-4	.500	2	5	7	10.7	5	1	2	2	0	16	15.0
at West Virginia	11/13/2025	*	35:14	6-8	.750	1-1	1.000	1-2	.500	2	8	10	10.5	2	2	2	2	2	14	14.8
Bucknell	11/17/2025	*	30:34	3-8	.375	0-1	.000	5-6	.833	4	3	7	9.8	3	4	5	0	2	11	14.0
vs UCF	11/20/2025	*	35:27	6-13	.462	0-4	.000	5-6	.833	8	3	11	10.0	3	2	3	0	0	17	14.5
Quinnipiac	11/23/2025	*	33:55	5-10	.500	2-2	1.000	1-2	.500	2	5	7	9.6	4	3	2	1	2	13	14.3
Ohio St.	11/28/2025	*	36:18	6-14	.429	1-2	.500	5-10	.500	5	5	10	9.6	2	1	2	0	1	18	14.8
Texas A&M	12/02/2025	*	38:49	6-8	.750	0-1	.000	3-4	.750	2	6	8	9.4	2	0	3	1	0	15	14.8
Hofstra	12/07/2025	*	38:46	2-7	.286	0-2	.000	3-5	.600	1	5	6	9.1	3	5	3	0	0	7	14.0
at Villanova	12/13/2025	*	28:52	4-9	.444	0-0	.000	2-2	1.000	5	2	7	8.9	4	1	2	0	0	10	13.6
Binghamton	12/17/2025	*	25:05	6-10	.600	1-1	1.000	1-2	.500	0	6	6	8.7	4	2	2	0	3	14	13.7
vs Penn St.	12/21/2025	*	25:39	4-9	.444	0-0	.000	1-3	.333	5	3	8	8.6	3	1	1	0	0	9	13.3
Totals			13 435:57	64-120	.533	6-16	.375	39-58	.672	41	71	112	8.6	42	24	34	10	11	173	13.3

				Field Goals		3-Point		F-Throws		Rebounds									Scoring	
SEASON	TEAM	GP-GS	MIN/AVG	FG-FGA	FG%	3FG-3FGA	3FG%	FT-FTA	FT%	OFF	DEF	TOT	AVG	PF-FO	A	TO	BLK	STL	PTS	AVG
2022-23	FSU	32-21	763/23.9	100-183	.546	8-30	.267	57-72	.792	51	62	113	3.5	88-4	17	38	10	14	265	8.3
2023-24	FSU	28-12	597/21.3	110-175	.629	0-2	.000	43-64	.672	50	60	110	3.9	59-0	16	25	10	23	263	9.4
2024-25	UP	32-32	903/28.2	148-233	.635	1-4	.250	54-91	.593	58	109	167	5.2	97-5	29	42	23	22	351	11.0
2025-26	UP	13-13	436/33.5	64-120	.533	6-16	.375	39-58	.672	41	71	112	8.6	42-1	24	34	10	11	173	13.3
TOTAL FOR UP		45-45	1339/29.8	212-353	.601	7-20	.350	93-149	.624	99	180	279	6.2	139-6	53	76	33	33	524	11.6
TOTAL		105-78	2700/25.7	422-711	.594	15-52	.288	193-285	.677	200	302	502	4.8	286-10	86	139	53	70	1052	10.0

CAREER HIGHS

Points	25, at Pitt, 3/5/24	2025-26	Career
FG	8, 4x; vs. Youngstown State, 11/3/25	1	3
FGA	17, at Florida, 11/17/23	10	55
3FG	2, 3x; last vs. Quinnipiac, 11/23/25	5	9
3FGA	4, at UCF, 11/11/22	4	8
FT	9, at Pitt, 3/5/24	10	27
FTA	10, 2x; last vs. Ohio State, 11/28/25	6	29
Rebounds	13, Longwood, 11/7/25	4	10
Off. Rebounds	9, at Florida, 11/17/23	4	16
Def. Rebounds	12, Longwood, 11/7/25	13	80
Assists	5, Hofstra, 12/7/25	11	35
Steals	3, 3x; last vs. Binghamton, 12/17/25		
Blocks	3, 2x; last at Duke, 1/7/25		
Minutes	38, Texas A&M, 12/2/25		
20+ Point Games			
Double-Figure Points			
Double-Figure Rebounds			
Double-Doubles			
7 or more Rebounds			
3 or more Offensive Rebound			
2 or more Blocks			
2 or more Steals			
20+ Minutes			
30+ Minutes			



BRANDIN CUMMINGS | #3



Panthers

SO-1L • G • 6-3 • 175
Midland, Pa. • Lincoln Park

Opponent	Date	GS	MIN	Total		3-Pointers		Free throws		Rebounds				PF	A	TO	BLK	STL	PTS	AVG
				FG-FGA	PCT	3FG-3FGA	PCT	FT-FTA	PCT	OFF	DEF	TOT	AVG							
Youngstown St.	11/03/2025	*	31:41	4-8	.500	2-4	.500	8-11	.727	0	2	2	2.0	2	1	2	0	2	18	18.0
Longwood	11/07/2025	*	33:40	5-10	.500	5-8	.625	4-5	.800	1	1	2	2.0	2	3	1	0	0	19	18.5
at West Virginia	11/13/2025	*	32:15	3-13	.231	1-8	.125	0-0	.000	2	0	2	2.0	2	2	3	0	0	7	14.7
Bucknell	11/17/2025	*	19:02	4-7	.571	1-3	.333	2-2	1.000	0	0	0	1.5	1	0	0	0	1	11	13.8
vs UCF	11/20/2025	*	29:34	2-9	.222	0-3	.000	3-3	1.000	0	0	0	1.2	4	1	1	0	1	7	12.4
Texas A&M	12/02/2025		18:55	0-2	.000	0-2	.000	0-0	.000	0	0	0	1.0	2	0	0	0	1	0	10.3
Hofstra	12/07/2025		32:10	10-15	.667	5-8	.625	9-9	1.000	0	2	2	1.1	3	5	1	0	0	34	13.7
at Villanova	12/13/2025	*	27:42	2-8	.250	0-5	.000	2-2	1.000	0	1	1	1.1	4	4	1	0	0	6	12.8
Binghamton	12/17/2025		20:34	5-9	.556	3-6	.500	4-6	.667	0	2	2	1.2	0	4	1	1	1	17	13.2
vs Penn St.	12/21/2025		25:55	3-7	.429	0-1	.000	2-3	.667	2	4	6	1.7	3	2	1	0	1	8	12.7
Totals		6	271:29	38-88	.432	17-48	.354	34-41	.829	5	12	17	1.7	23	22	11	1	7	127	12.7

				Field Goals		3-Point		F-Throws		Rebounds									Scoring	
SEASON	TEAM	GP-GS	MIN/AVG	FG-FGA	FG%	3FG-3FGA	3FG%	FT-FTA	FT%	OFF	DEF	TOT	AVG	PF-FO	A	TO	BLK	STL	PTS	AVG
2024-25	UP	31-4	501/16.2	60-140	.429	29-77	.377	46-56	.821	12	37	49	1.6	35-0	26	14	4	12	195	6.3
2025-26	UP	10-6	271/27.1	38-88	.432	17-48	.354	34-41	.829	5	12	17	1.7	23-0	22	11	1	7	127	12.7
TOTAL		41-10	772/18.8	98-228	.430	46-125	.368	80-97	.825	17	49	66	1.6	58-0	48	25	5	19	322	7.9

CAREER HIGHS

Points	34, Hofstra, 12/7/25	2025-26	Career
FG	10, 2x; last vs. Hofstra, 12/7/25	30+ Points	1
FGA	15, Hofstra, 12/7/25	20+ Points	1
3FG	6, Eastern Kentucky, 12/11/24	Double-Figure Points	5
3FGA	8, 4x; last vs. Hofstra, 12/7/25	3 or more Rebounds	1
FT	9, Hofstra, 12/7/25	3 or more Assists	4
FTA	11, Youngstown State, 11/3/25	2 or more Steals	1
Rebounds	6, vs. Penn State, 12/21/25	2 or more 3PT Field Goals	4
Off. Rebounds	2, 3x; last vs. Penn State, 12/21/25	20+ Minutes	8
Def. Rebounds	4, 2x; last vs. Penn State, 12/21/25	30+ Minutes	4
Assists	5, 2x; last vs. Hofstra, 12/7/25		
Steals	2, 3x; last vs. Youngstown State, 11/3/25		
Blocks	1, 5x; last vs. Binghamton, 12/17/25		
Minutes	38, California, 1/1/25		



PAPA AMADOU KANTE | #4



R-SO-1L • F • 6-10 • 235
Dakar, Senegal • South Kent Prep

Opponent	Date	GS	MIN	Total		3-Pointers		Free throws		Rebounds				PF	A	TO	BLK	STL	PTS	AVG
				FG-FGA	PCT	3FG-3FGA	PCT	FT-FTA	PCT	OFF	DEF	TOT	AVG							
Youngstown St.	11/03/2025		21:35	2-5	.400	0-1	.000	0-0	.000	5	5	10	10.0	2	2	0	0	1	4	4.0
Longwood	11/07/2025		19:58	2-3	.667	0-0	.000	0-1	.000	3	5	8	9.0	3	0	1	1	0	4	4.0
Eastern Mich.	11/10/2025		18:24	2-3	.667	0-1	.000	4-8	.500	1	4	5	7.7	0	0	1	0	1	8	5.3
at West Virginia	11/13/2025		13:49	1-1	1.000	0-0	.000	0-0	.000	0	4	4	6.8	4	0	1	0	0	2	4.5
Bucknell	11/17/2025		22:30	1-3	.333	0-0	.000	0-0	.000	4	7	11	7.6	3	5	0	0	0	2	4.0
vs UCF	11/20/2025		06:08	1-2	.500	0-0	.000	0-0	.000	1	1	2	6.7	0	0	0	0	0	2	3.7
Quinnipiac	11/23/2025		03:55	0-1	.000	0-0	.000	0-0	.000	2	0	2	6.0	1	0	0	0	0	0	3.1
Ohio St.	11/28/2025		06:57	0-2	.000	0-0	.000	0-0	.000	1	0	1	5.4	2	0	0	0	0	0	2.8
Totals		0	113:16	9-20	.450	0-2	.000	4-9	.444	17	26	43	5.4	15	7	3	1	2	22	2.8

				Field Goals		3-Point		F-Throws		Rebounds				Scoring						
SEASON	TEAM	GP-GS	MIN/AVG	FG-FGA	FG%	3FG-3FGA	3FG%	FT-FTA	FT%	OFF	DEF	TOT	AVG	PF-FO	A	TO	BLK	STL	PTS	AVG
2024-25	UP	22-0	154/7.0	16-29	.552	0-2	.000	15-24	.625	12	13	25	1.1	28-1	4	7	7	6	47	2.1
2025-26	UP	8-0	113/14.2	9-20	.450	0-2	.000	4-9	.444	17	26	43	5.4	15-0	7	3	1	2	22	2.8
TOTAL		30-0	267/8.9	25-49	.510	0-4	.000	19-33	.576	29	39	68	2.3	43-1	11	10	8	8	69	2.3

CAREER HIGHS

Points	12, at Ohio State, 11/29/24	2025-26	Career
FG	3, at Ohio State, 11/29/24	Double-Figure Scoring Games	-
FGA	5, Youngstown State, 11/3/25	Double-Figure Rebounding Games	2
3FG	-	5 or more Rebounds	4
3FGA	1, 4x; last vs. Eastern Michigan, 11/10/25	2 or more Offensive Rebounds	4
FT	6, at Ohio State, 11/29/24	2 or more Blocks	-
FTA	9, at Ohio State, 11/29/24	2 or more Steals	-
Rebounds	11, Bucknell, 11/17/25	Dunks	3
Off. Rebounds	5, Youngstown State, 11/3/25		5
Def. Rebounds	7, Bucknell, 11/17/25		
Assists	5, Bucknell, 11/17/25		
Steals	5, Duke, 1/9/24		
Blocks	1, 8x; last vs. Longwood, 11/7/25		
Minutes	22, Bucknell, 11/17/25		



DAMARCO MINOR | #7

Panthers

5TH-TR • G • 6-0 • 190
Chicago, Ill. • Thornton Township / SIUE / Oregon State



Opponent	Date	GS	MIN	Total		3-Pointers		Free throws		Rebounds				PF	A	TO	BLK	STL	PTS	AVG
				FG-FGA	PCT	3FG-3FGA	PCT	FT-FTA	PCT	OFF	DEF	TOT	AVG							
Youngstown St.	11/03/2025	*	29:42	2-5	.400	0-1	.000	4-4	1.000	1	5	6	6.0	1	3	2	0	2	8	8.0
Longwood	11/07/2025	*	34:00	5-8	.625	4-7	.571	9-10	.900	1	5	6	6.0	3	3	2	0	0	23	15.5
Eastern Mich.	11/10/2025	*	37:50	5-9	.556	1-3	.333	1-1	1.000	1	6	7	6.3	4	6	2	0	4	12	14.3
at West Virginia	11/13/2025	*	33:58	1-9	.111	0-4	.000	2-2	1.000	0	4	4	5.8	1	3	1	1	0	4	11.8
Bucknell	11/17/2025	*	20:12	2-3	.667	2-3	.667	0-0	.000	0	4	4	5.4	1	2	2	0	0	6	10.6
vs UCF	11/20/2025	*	33:04	5-8	.625	4-7	.571	0-0	.000	0	4	4	5.2	2	4	3	1	1	14	11.2
Quinnipiac	11/23/2025	*	35:49	1-6	.167	1-5	.200	3-4	.750	1	2	3	4.9	1	3	3	0	2	6	10.4
Ohio St.	11/28/2025	*	37:06	7-14	.500	3-8	.375	1-1	1.000	0	2	2	4.5	3	2	1	1	5	18	11.4
Texas A&M	12/02/2025	*	33:52	4-8	.500	4-8	.500	2-2	1.000	0	2	2	4.2	4	2	1	1	1	14	11.7
Hofstra	12/07/2025	*	31:42	1-4	.250	1-3	.333	4-4	1.000	0	2	2	4.0	4	2	0	0	0	7	11.2
at Villanova	12/13/2025	*	30:24	4-9	.444	1-4	.250	1-2	.500	1	4	5	4.1	1	2	4	0	2	10	11.1
Binghamton	12/17/2025	*	22:40	1-2	.500	1-2	.500	0-0	.000	1	2	3	4.0	2	7	0	0	1	3	10.4
vs Penn St.	12/21/2025	*	30:56	4-7	.571	3-5	.600	0-0	.000	1	3	4	4.0	1	7	0	1	2	11	10.5
Totals		13	411:16	42-92	.457	25-60	.417	27-30	.900	7	45	52	4.0	28	46	21	5	20	136	10.5

				Field Goals		3-Point		F-Throws		Rebounds									Scoring	
SEASON	TEAM	GP-GS	MIN/AVG	FG-FGA	FG%	3FG-3FGA	3FG%	FT-FTA	FT%	OFF	DEF	TOT	AVG	PF-FO	A	TO	BLK	STL	PTS	AVG
2022-23	SIUE	33-33	1070/32.4	156-371	.420	33-112	.295	127-145	.876	47	136	183	5.5	77-2	92	64	5	42	472	14.3
2023-24	SIUE	33-33	1107/33.6	176-443	.397	40-127	.315	119-138	.862	49	231	280	8.5	69-1	102	64	7	37	511	15.5
2024-25	OSU	33-32	1052/31.9	114-287	.397	31-110	.282	66-79	.835	27	130	157	4.8	78-0	167	72	11	48	325	9.8
2025-26	UP	13-13	411/31.6	42-92	.457	25-60	.417	27-30	.900	7	45	52	4.0	28-0	46	21	5	20	136	10.5
TOTAL FOR UP		13-13	411/31.6	42-92	.457	25-60	.417	27-30	.900	7	45	52	4.0	28-0	46	21	5	20	136	10.5
TOTAL		112-111	3641/32.5	488-1193	.409	129-409	.315	339-392	.865	130	542	672	6.0	252-3	407	221	28	147	1444	12.9

CAREER HIGHS

Points	32, UT Martin, 3/2/23	2025-26	Career
FG	11, 3x; last at Tennessee St., 2/24/24	-	2
FGA	23, 2x; last at Tennessee St., 2/24/24	1	18
3FG	5, UT Martin, 3/2/23	7	71
3FGA	11, UT Martin, 3/2/23	-	17
FT	15, Southern Indiana, 1/17/23	-	3
FTA	15, Southern Indiana, 1/17/23	-	16
Rebounds	14, 2x; last vs. Eastern Illinois, 3/6/24	3	32
Off. Rebounds	5, at Lindenwood, 2/9/23	13	111
Def. Rebounds	12, vs. Denver, 11/16/23	10	90
Assists	10, 3x; last vs. Pacific, 2/15/25		
Steals	5, 2x; last vs. Ohio State, 11/28/25		
Blocks	2, 3x; last vs. Gonzaga, 1/16/25		
Minutes	40, 2x; last vs. Gonzaga, 1/16/25		
30+ Point Games			
20+ Point Games			
Double-Figure Points			
Double-Figure Rebounds			
Double-Figure Assists			
Double-Doubles			
5 or more Assists			
20+ Minutes			
30+ Minutes			



OMARI WITHERSPOON | #8

Panthers Panthers Panthers Panthers Panthers Panthers Panthers

FR-HS • G • 6-4 • 190
Washington, D.C. • St. John's College



Opponent	Date	GS	MIN	Total		3-Pointers		Free throws		Rebounds				PF	A	TO	BLK	STL	PTS	AVG
				FG-FGA	PCT	3FG-3FGA	PCT	FT-FTA	PCT	OFF	DEF	TOT	AVG							
Youngstown St.	11/03/2025	*	23:18	1-6	.167	0-1	.000	0-0	.000	0	1	1	1.0	2	2	3	0	1	2	2.0
Longwood	11/07/2025	*	22:11	2-7	.286	1-4	.250	1-2	.500	0	1	1	1.0	2	4	1	1	1	6	4.0
Eastern Mich.	11/10/2025	*	30:31	6-11	.545	2-4	.500	1-3	.333	1	1	2	1.3	2	2	1	2	0	15	7.7
at West Virginia	11/13/2025	*	37:54	5-10	.500	1-2	.500	0-0	.000	0	2	2	1.5	2	4	3	2	0	11	8.5
Bucknell	11/17/2025	*	25:14	5-8	.625	1-2	.500	0-2	.000	1	1	2	1.6	2	5	1	1	3	11	9.0
vs UCF	11/20/2025	*	25:07	1-4	.250	0-2	.000	1-3	.333	0	1	1	1.5	0	0	2	0	0	3	8.0
Quinnipiac	11/23/2025	*	16:24	1-5	.200	1-2	.500	0-0	.000	1	1	2	1.6	1	1	5	0	0	3	7.3
Ohio St.	11/28/2025	*	36:54	4-14	.286	0-3	.000	3-4	.750	0	4	4	1.9	1	2	0	0	1	11	7.8
Texas A&M	12/02/2025	*	31:49	2-10	.200	1-4	.250	2-3	.667	0	1	1	1.8	3	8	2	0	2	7	7.7
Hofstra	12/07/2025	*	32:29	2-4	.500	1-3	.333	0-0	.000	0	3	3	1.9	2	1	2	0	0	5	7.4
at Villanova	12/13/2025		18:31	1-4	.250	0-1	.000	1-1	1.000	2	3	5	2.2	2	1	1	0	0	3	7.0
Binghamton	12/17/2025		17:07	4-6	.667	2-2	1.000	1-2	.500	1	2	3	2.3	3	0	3	0	1	11	7.3
vs Penn St.	12/21/2025		28:02	5-7	.714	3-5	.600	2-2	1.000	0	5	5	2.5	1	1	1	2	1	15	7.9
Totals			10 345:30	39-96	.406	13-35	.371	12-22	.545	6	26	32	2.5	23	31	25	8	10	103	7.9

				Field Goals		3-Point		F-Throws		Rebounds										Scoring	
SEASON	TEAM	GP-GS	MIN/AVG	FG-FGA	FG%	3FG-3FGA	3FG%	FT-FTA	FT%	OFF	DEF	TOT	AVG	PF-FO	A	TO	BLK	STL	PTS	AVG	
2025-26	UP	13-10	346/26.6	39-96	.406	13-35	.371	12-22	.545	6	26	32	2.5	23-0	31	25	8	10	103	7.9	
TOTAL		13-10	346/26.6	39-96	.406	13-35	.371	12-22	.545	6	26	32	2.5	23-0	31	25	8	10	103	7.9	

CAREER HIGHS

Points	15, 2x; last vs. Penn State, 12/21/25	2025-26	Career
FG	6, Eastern Michigan, 11/10/25	Double-Figure Points	6
FGA	14, Ohio State, 11/28/25	Double-Figure Rebounds	-
3FG	3, vs. Penn State, 12/21/25	Double-Figure Assists	-
3FGA	5, vs. Penn State, 12/21/25	Double-Doubles	-
FT	3, Ohio State, 11/28/25	5 or more Rebounds	2
FTA	4, Ohio State, 11/28/25	5 or more Assists	2
Rebounds	5, 2x; last vs. Penn State, 12/21/25	20+ Minutes	11
Off. Rebounds	2, at Villanova, 12/13/25	30+ Minutes	5
Def. Rebounds	5, vs. Penn State, 12/21/25		
Assists	8, Texas A&M, 12/02/25		
Steals	3, Bucknell, 11/17/25		
Blocks	2, 3x; last vs. Penn State, 12/21/25		
Minutes	37, at West Virginia, 11/13/25		




ROMAN SIULEPA | #13

Panthers 🐾 Panthers 🐾 Panthers 🐾 Panthers 🐾 Panthers 🐾 Panthers 🐾

FR-INT • F • 6-6 • 220

Brisbane, Australia • Brisbane State / South West Metro Pirates



Opponent	Date	GS	MIN	Total		3-Pointers		Free throws		Rebounds											
				FG-FGA	PCT	3FG-3FGA	PCT	FT-FTA	PCT	OFF	DEF	TOT	AVG	PF	A	TO	BLK	STL	PTS	AVG	
Youngstown St.	11/03/2025	*	17:05	2-7	.286	0-2	.000	0-1	.000	4	2	6	6.0	0	1	2	1	1	4	4.0	
Longwood	11/07/2025	*	23:06	4-7	.571	1-3	.333	3-5	.600	2	1	3	4.5	2	2	1	1	0	12	8.0	
Eastern Mich.	11/10/2025	*	23:59	4-9	.444	1-2	.500	2-4	.500	0	5	5	4.7	1	1	0	0	1	11	9.0	
at West Virginia	11/13/2025	*	30:57	2-5	.400	1-3	.333	1-2	.500	0	3	3	4.3	2	0	0	0	1	6	8.3	
Bucknell	11/17/2025	*	21:53	3-5	.600	0-1	.000	1-2	.500	1	0	1	3.6	5	1	0	0	1	7	8.0	
vs UCF	11/20/2025	*	11:59	1-3	.333	0-0	.000	0-0	.000	0	0	0	3.0	2	0	1	1	1	2	7.0	
Quinnipiac	11/23/2025	*	36:46	9-12	.750	0-1	.000	2-8	.250	6	2	8	3.7	2	1	1	1	4	20	8.9	
Ohio St.	11/28/2025	*	23:36	1-9	.111	0-2	.000	0-0	.000	4	3	7	4.1	4	0	0	0	0	2	8.0	
Texas A&M	12/02/2025	*	11:17	2-5	.400	0-2	.000	0-2	.000	0	1	1	3.8	1	0	0	0	0	4	7.6	
Hofstra	12/07/2025	*	07:50	1-5	.200	0-2	.000	0-0	.000	1	0	1	3.5	0	0	0	0	1	2	7.0	
at Villanova	12/13/2025	*	19:40	0-3	.000	0-1	.000	0-0	.000	2	2	4	3.5	2	2	2	0	0	0	6.4	
Binghamton	12/17/2025	*	31:09	5-6	.833	0-1	.000	2-4	.500	2	2	4	3.6	2	0	2	1	1	12	6.8	
vs Penn St.	12/21/2025	*	30:16	10-16	.625	5-6	.833	3-6	.500	0	3	3	3.5	4	1	0	0	1	28	8.5	
Totals		13	289:33	44-92	.478	8-26	.308	14-34	.412	22	24	46	3.5	27	9	9	5	12	110	8.5	

				Field Goals		3-Point		F-Throws		Rebounds										Scoring	
SEASON	TEAM	GP-GS	MIN/AVG	FG-FGA	FG%	3FG-3FGA	3FG%	FT-FTA	FT%	OFF	DEF	TOT	AVG	PF-FO	A	TO	BLK	STL	PTS	AVG	
2025-26	UP	13-13	290/22.3	44-92	.478	8-26	.308	14-34	.412	22	24	46	3.5	27-1	9	9	5	12	110	8.5	
TOTAL		13-13	290/22.3	44-92	.478	8-26	.308	14-34	.412	22	24	46	3.5	27-1	9	9	5	12	110	8.5	

CAREER HIGHS

Points	28, vs. Penn State, 12/21/25	2025-26	Career
FG	10, vs. Penn State, 12/21/25	20+ Point Games	2
FGA	16, vs. Penn State, 12/21/25	Double-Figure Points	5
3FG	5, vs. Penn State, 12/21/25	Double-Figure Rebounds	-
3FGA	6, vs. Penn State, 12/21/25	Double-Doubles	-
FT	3, 2x; last vs. Penn State, 12/21/25	5 or more Rebounds	4
FTA	8, Quinnipiac, 11/23/25	4 or more Offensive Rebounds	3
Rebounds	8, Quinnipiac, 11/23/25	3 or more 3PT Field Goals	1
Off. Rebounds	6, Quinnipiac, 11/23/25	2 or more Blocks	-
Def. Rebounds	5, Eastern Michigan, 11/10/25	2 or more Steals	1
Assists	2, 2x; last at Villanova, 12/13/25	20+ Minutes	7
Steals	4, Quinnipiac, 11/23/25	30+ Minutes	4
Blocks	1, 5x; last vs. Binghamton, 12/17/25		
Minutes	36, Quinnipiac, 11/23/25		



MACARI MOORE | #21



Panthers ✓ Panthers ✓ Panthers ✓ Panthers ✓ Panthers ✓ Panthers ✓

FR-HS • F • 6-3 • 200
Ypsilanti, Mich. • Ann Arbor Huron

Opponent	Date	GS	MIN	Total		3-Pointers		Free throws		Rebounds				PF	A	TO	BLK	STL	PTS	AVG
				FG-FGA	PCT	3FG-3FGA	PCT	FT-FTA	PCT	OFF	DEF	TOT	AVG							
Youngstown St.	11/03/2025		02:41	0-1	.000	0-0	.000	0-0	.000	0	0	0	0.0	1	0	0	0	0	0	0.0
Eastern Mich.	11/10/2025		04:09	0-2	.000	0-1	.000	0-0	.000	0	1	1	0.5	0	0	0	1	0	0	0.0
Bucknell	11/17/2025		11:37	0-2	.000	0-0	.000	0-0	.000	2	1	3	1.3	2	1	2	0	1	0	0.0
Quinnipiac	11/23/2025		07:02	1-1	1.000	0-0	.000	0-0	.000	0	0	0	1.0	4	1	2	0	2	2	0.5
Hofstra	12/07/2025		00:11	0-0	.000	0-0	.000	0-0	.000	0	0	0	0.8	1	0	0	0	0	0	0.4
at Villanova	12/13/2025		01:41	0-0	.000	0-0	.000	1-2	.500	0	0	0	0.7	0	0	0	0	0	1	0.5
Binghamton	12/17/2025		08:55	3-4	.750	1-1	1.000	0-0	.000	0	0	0	0.6	4	1	1	0	2	7	1.4
vs Penn St.	12/21/2025		01:37	0-0	.000	0-0	.000	0-0	.000	0	0	0	0.5	0	1	0	0	0	0	1.3
Totals		0	37:53	4-10	.400	1-2	.500	1-2	.500	2	2	4	0.5	12	4	5	1	5	10	1.3

				Field Goals		3-Point		F-Throws		Rebounds									Scoring	
SEASON	TEAM	GP-GS	MIN/AVG	FG-FGA	FG%	3FG-3FGA	3FG%	FT-FTA	FT%	OFF	DEF	TOT	AVG	PF-FO	A	TO	BLK	STL	PTS	AVG
2025-26	UP	8-0	38/4.7	4-10	.400	1-2	.500	1-2	.500	2	2	4	0.5	12-0	4	5	1	5	10	1.3
TOTAL		8-0	38/4.7	4-10	.400	1-2	.500	1-2	.500	2	2	4	0.5	12-0	4	5	1	5	10	1.3

CAREER HIGHS

Points	7, Binghamton, 12/17/25	2025-26	Career
FG	3, Binghamton, 12/17/25	Double-Figure Points	-
FGA	4, Binghamton, 12/17/25	Double-Figure Rebounds	-
3FG	1, Binghamton, 12/17/25	Double-Doubles	-
3FGA	1, 2x; last vs. Binghamton, 12/17/25	5 or more Rebounds	-
FT	1, at Villanova, 12/13/25	2 or more Blocks	-
FTA	2, at Villanova, 12/13/25	2 or more Steals	-
Rebounds	3, Bucknell, 11/17/25	20+ Minutes	-
Off. Rebounds	2, Bucknell, 11/17/25	30+ Minutes	-
Def. Rebounds	1, Bucknell, 11/17/25		
Assists	1, 3x; last vs. Binghamton, 12/17/25		
Steals	2, 2x; last vs. Binghamton, 12/17/25		
Blocks	1, Eastern Michigan, 11/10/25		
Minutes	11, Bucknell, 11/17/25		



BARRY DUNNING, JR. | #22



Panthers 🐾 Panthers 🐾 Panthers 🐾 Panthers 🐾 Panthers 🐾 Panthers 🐾

SR-TR • G / F • 6-6 • 195
Mobile, Ala. • McGill-Toolen Catholic / South Alabama / UAB / Arkansas

Opponent	Date	GS	MIN	Total		3-Pointers		Free throws		Rebounds										
				FG-FGA	PCT	3FG-3FGA	PCT	FT-FTA	PCT	OFF	DEF	TOT	AVG	PF	A	TO	BLK	STL	PTS	AVG
Youngstown St.	11/03/2025		08:22	0-3	.000	0-2	.000	2-2	1.000	0	1	1	1.0	1	0	0	0	0	2	2.0
Longwood	11/07/2025		06:33	0-4	.000	0-2	.000	2-2	1.000	1	2	3	2.0	0	0	2	1	0	2	2.0
Eastern Mich.	11/10/2025		20:56	2-8	.250	1-4	.250	2-3	.667	4	2	6	3.3	3	3	1	1	0	7	3.7
at West Virginia	11/13/2025		02:06	0-0	.000	0-0	.000	0-0	.000	0	0	0	2.5	0	0	0	0	0	0	2.8
Bucknell	11/17/2025		27:10	8-13	.615	7-11	.636	0-0	.000	1	6	7	3.4	2	0	0	1	1	23	6.8
vs UCF	11/20/2025		32:29	3-7	.429	2-6	.333	6-6	1.000	2	4	6	3.8	2	1	1	2	0	14	8.0
Quinnipiac	11/23/2025	*	36:16	5-14	.357	3-11	.273	4-4	1.000	3	2	5	4.0	3	0	1	2	1	17	9.3
Ohio St.	11/28/2025	*	39:04	8-13	.615	1-6	.167	1-1	1.000	1	4	5	4.1	3	0	0	1	1	18	10.4
Texas A&M	12/02/2025	*	38:16	9-14	.643	0-1	.000	0-0	.000	7	5	12	5.0	0	2	2	2	1	18	11.2
Hofstra	12/07/2025	*	40:00	4-7	.571	2-4	.500	3-4	.750	3	5	8	5.3	2	1	3	2	1	13	11.4
at Villanova	12/13/2025	*	39:04	7-11	.636	3-6	.500	0-1	.000	1	4	5	5.3	3	0	1	1	0	17	11.9
Binghamton	12/17/2025	*	23:43	7-9	.778	5-7	.714	4-5	.800	0	1	1	4.9	1	1	1	3	1	23	12.8
vs Penn St.	12/21/2025	*	26:54	2-6	.333	1-4	.250	0-0	.000	1	4	5	4.9	1	1	2	0	0	5	12.2
Totals		7	340:53	55-109	.505	25-64	.391	24-28	.857	24	40	64	4.9	21	9	14	16	6	159	12.2

				Field Goals		3-Point		F-Throws		Rebounds				Scoring						
SEASON	TEAM	GP-GS	MIN/AVG	FG-FGA	FG%	3FG-3FGA	3FG%	FT-FTA	FT%	OFF	DEF	TOT	AVG	PF-FO	A	TO	BLK	STL	PTS	AVG
2022-23	AR	16-1	50/3.1	2-8	.250	0-2	.000	1-2	.500	1	2	3	0.2	4-0	1	2	0	2	5	0.3
2023-24	UAB	15-0	67/4.5	6-19	.316	1-5	.200	5-7	.714	8	9	17	1.1	7-0	2	5	2	1	18	1.2
2024-25	USA	32-31	1051/32.8	187-409	.457	39-126	.310	71-93	.763	61	170	231	7.2	36-0	70	54	10	30	484	15.1
2025-26	UP	13-7	341/26.2	55-109	.505	25-64	.391	24-28	.857	24	40	64	4.9	21-0	9	14	16	6	159	12.2
TOTAL FOR UP		13-7	341/26.2	55-109	.505	25-64	.391	24-28	.857	24	40	64	4.9	21-0	9	14	16	6	159	12.2
TOTAL		76-39	1509/19.9	250-545	.459	65-197	.330	101-130	.777	94	221	315	4.1	68-0	82	75	28	39	666	8.8

CAREER HIGHS

Points	46, at Texas State, 2/22/25	2025-26	Career
FG	13, at Texas State, 2/22/25	20+ Point Games	2
FGA	23, Texas State, 2/15/25	30+ Point Games	-
3FG	9, at Texas State, 2/22/25	40+ Point Games	-
3FGA	12, at Texas State, 2/22/25	Double-Figure Points	8
FT	11, at Texas State, 2/22/25	Double-Figure Rebounds	1
FTA	11, at Texas State, 2/22/25	Double-Doubles	1
Rebounds	15, at Louisiana, 2/1/25	3 or more 3PT Field Goals	4
Off. Rebounds	7, Texas State, 2/15/25	4 or more Assists	-
Def. Rebounds	12, Mercer, 11/16/24	3 or more Steals	-
Assists	5, at Louisiana-Monroe, 1/27/25	30+ Minutes	6
Steals	5, Louisiana, 2/28/25	40+ Minutes	1
Blocks	3, 2x; last vs. Binghamton, 12/17/25		
Minutes	42, 3x; last at Texas State, 2/22/25		



NOJUS INDRUSAITIS | #25

Panthers Panthers Panthers Panthers Panthers Panthers Panthers

SO-TR • G • 6-5 • 200
Lemont, Ill. • Brewster Academy [Mass.] / Iowa State



Opponent	Date	GS	MIN	Total		3-Pointers		Free throws		Rebounds				PF	A	TO	BLK	STL	PTS	AVG
				FG-FGA	PCT	3FG-3FGA	PCT	FT-FTA	PCT	OFF	DEF	TOT	AVG							
Youngstown St.	11/03/2025		31:03	4-7	.571	3-5	.600	2-2	1.000	1	3	4	4.0	1	2	3	0	2	13	13.0
Longwood	11/07/2025		24:16	2-9	.222	1-5	.200	1-5	.200	0	6	6	5.0	2	2	3	0	0	6	9.5
Eastern Mich.	11/10/2025	*	27:41	4-7	.571	1-3	.333	0-0	.000	0	3	3	4.3	4	1	0	0	0	9	9.3
at West Virginia	11/13/2025		13:47	2-7	.286	1-2	.500	0-0	.000	0	1	1	3.5	2	1	1	0	1	5	8.3
Bucknell	11/17/2025		16:36	4-8	.500	2-3	.667	1-2	.500	0	4	4	3.6	2	2	3	0	1	11	8.8
vs UCF	11/20/2025		26:12	2-8	.250	1-5	.200	3-3	1.000	0	1	1	3.2	3	1	1	1	1	8	8.7
Quinnipiac	11/23/2025		29:53	5-12	.417	2-7	.286	2-2	1.000	0	3	3	3.1	1	2	1	0	0	14	9.4
Ohio St.	11/28/2025		20:06	0-3	.000	0-1	.000	0-0	.000	1	1	2	3.0	2	1	2	1	1	0	8.3
Texas A&M	12/02/2025		25:17	6-14	.429	3-8	.375	0-0	.000	1	3	4	3.1	2	1	3	0	1	15	9.0
Hofstra	12/07/2025		15:38	2-6	.333	1-1	1.000	0-0	.000	1	0	1	2.9	1	0	0	0	0	5	8.6
at Villanova	12/13/2025		25:26	6-13	.462	1-5	.200	1-2	.500	2	2	4	3.0	3	2	1	0	0	14	9.1
Binghamton	12/17/2025	*	34:12	5-11	.455	3-7	.429	3-5	.600	1	3	4	3.1	2	5	1	0	4	16	9.7
vs Penn St.	12/21/2025	*	20:26	2-8	.250	0-3	.000	0-0	.000	1	7	8	3.5	0	1	2	0	1	4	9.2
Totals		3	310:31	44-113	.389	19-55	.345	13-21	.619	8	37	45	3.5	25	21	21	2	12	120	9.2

				Field Goals		3-Point		F-Throws		Rebounds										Scoring	
SEASON	TEAM	GP-GS	MIN/AVG	FG-FGA	FG%	3FG-3FGA	3FG%	FT-FTA	FT%	OFF	DEF	TOT	AVG	PF-FO	A	TO	BLK	STL	PTS	AVG	
2024-25	IowaSt	15-0	86/5.7	10-30	.333	2-14	.143	9-17	.529	0	6	6	0.4	14-0	4	6	0	2	31	2.1	
2025-26	UP	13-3	311/23.9	44-113	.389	19-55	.345	13-21	.619	8	37	45	3.5	25-0	21	21	2	12	120	9.2	
TOTAL FOR UP		13-3	311/23.9	44-113	.389	19-55	.345	13-21	.619	8	37	45	3.5	25-0	21	21	2	12	120	9.2	
TOTAL		28-3	397/14.2	54-143	.378	21-69	.304	22-38	.579	8	43	51	1.8	39-0	25	27	2	14	151	5.4	

CAREER HIGHS

Points	16, Binghamton, 12/17/25	2025-26	Career
FG	6, 2x; last at Villanova, 12/13/25	6	6
FGA	14, Texas A&M, 12/2/25	-	-
3FG	3, 3x; last vs. Binghamton, 12/17/25	-	-
3FGA	8, Texas A&M, 12/02/25	-	-
FT	3, vs. UCF, 11/20/25	-	-
FTA	5, Binghamton, 12/17/25	-	-
Rebounds	8, vs. Penn State, 12/21/25	-	-
Off. Rebounds	2, at Villanova, 12/13/25	-	-
Def. Rebounds	7, vs. Penn State, 12/21/25	-	-
Assists	5, Binghamton, 12/17/25	-	-
Steals	4, Binghamton, 12/17/25	-	-
Blocks	1, 2x; last vs. Ohio State, 11/28/25	-	-
Minutes	34, Binghamton, 12/17/25	-	-
Double-Figure Points		6	6
Double-Figure Rebounds		-	-
Double-Doubles		-	-
5 or more Rebounds		2	2
3 or more 3PT Field Goals		3	3
2 or more Offensive Rebound		1	1
2 or more Blocks		-	-
2 or more Steals		2	2
20+ Minutes		10	10
30+ Minutes		2	2



JEFF CAPEL | DUKE '97

Head Coach • Eighth Season at Pitt (17th overall)

Overall Record: 283-223 (.559)

Conference Record: 138-144 (.489)

BY THE NUMBERS

Team Accomplishments

Overall record	283-223
30-win seasons	1
25-win seasons	1
20-win seasons	5
20-win/10-league win seasons	4
10-win league seasons	7

National Achievements

NCAA Tournament appearances	4
NCAA Tournament record	6-4
Sweet Sixteen appearances	1
Earned a high seed (1-4)	1
Total postseason appearances (NIT & NCAA)	5

Conference Achievements

Total conference titles	2
Tournament	1
Regular Season	1
Regular season W-L	138-144 (.489)
ACC	55-79
Big 12	33-43
Colonial Athletic Conference	50-22
Conference Tournament W-L	14-14
ACC	4-6
Big 12	3-5
Colonial Athletic Conference	7-3
Tournament title game appearances	2

In The Associated Press Poll

Weeks ranked	23
Highest ranking	2 (3x)
Highest final ranking	7 (2009)
Weeks in the AP Top 10	16
Record when ranked	33-11

Honors & Awards

National Player of the Year	1 (Blake Griffin)
All-America selections	2
Conference Coach of the Year	1 (2023)
Regional Coach of the Year	1 (2023)
Conference Player of the Year	2
Conference Rookie of the Year	2
Conference Sixth Man of the Year	2
All-Conference selections	15
Conference All-Defensive Team selections	1
Conference All-Freshman Team selections	6
Academic All-Conference	35

In The NBA Draft

First round draft picks (as a head coach)	3
Highest draft pick	No. 1 (Blake Griffin)
Lottery picks	2
Total draft picks	7
First round draft picks (as a head coach & ast. coach)	19
Highest draft pick	No. 1 (Blake Griffin)
Lottery picks	11
Total draft picks	28

On the Recruiting Trail

McDonald's All-Americans signed (as a head coach)	4
McDonald's All-Americans signed (as a head coach & ast. coach)	23
Top 10 recruiting classes (as a head coach & ast. coach)	6

CAPEL RECORD WHEN ...

	2025-26	at Pitt	Total
Overall	7-6	121-113	283-223
Home	6-3	83-46	184-74
Road	0-2	25-54	65-115
Neutral	1-1	14-12	34-35
Conf. Regular Season	0-0	55-79	138-144
Home	0-0	35-31	86-53
Road	0-0	20-47	52-90
Conference Tournament	0-0	4-7	14-15
NCAA Tournament	-	2-1	6-4
NIT	-	-	0-1
Regular Season Non-Con	7-6	60-27	125-60
Home	6-3	47-14	92-19
Road	0-2	6-7	14-23
Neutral	1-1	7-5	19-17
Leading at the half	7-0	87-16	217-38
Trailing at the half	0-6	30-94	58-180
Tied at the half	-	4-2	7-4
Shoots 60% or better	1-0	4-0	10-0
Shoots 50% or better	3-0	35-7	107-15
Shoots under 30%	-	0-5	0-8
Holds Opp. to less than 50%	6-2	108-71	266-146
Holds Opp. to less than 40%	5-0	68-12	160-22
Holds Opp. to less than 30%	1-0	10-0	25-0
Outrebounds Opp.	7-2	85-36	196-62
20 or more assists	2-0	25-0	44-0
10 or more 3FG	4-0	38-15	65-27
More made FTs than Opp.	2-2	89-43	202-62
Overtime Games	-	2-3	15-6
Double-overtime games	-	-	2-1
vs. Ranked Opponents (AP)	0-0	7-25	15-59
vs. Unranked Opponents	7-6	113-87	270-163
In November	5-3	38-18	61-33
In December	2-3	28-14	65-30
In January	0-0	24-30	72-56
In February	0-0	19-33	54-68
In March	0-0	12-18	31-36
Scores 59 points or less	0-1	6-39	15-82
Scores 60+ points	7-5	115-72	268-139
Scores 70+ points	6-3	92-34	210-57
Scores 80+ points	3-0	53-2	109-6
Scores 90+ points	1-0	19-0	41-1
Scores 100+ points	1-0	4-0	7-0

YEAR-BY-YEAR RECORDS

Year	Overall		Conference		Con. Tourn.		NCAA		NIT		RS Non-Conf.		Home		Road		Neutral		vs. Top-25	
	W-L	Pct.	W-L	Pct.	W-L	Pct.	W-L	Pct.	W-L	Pct.	W-L	Pct.	W-L	Pct.	W-L	Pct.	W-L	Pct.	W-L	Pct.
VCU																				
2002-03	18-10	.643	12-6	.667	1-1	.500	-	-	-	-	5-3	.625	12-3	.800	5-6	.455	1-1	.500	-	-
2003-04	23-8	.742	14-4	.778	3-0	1.000	0-1	.000	-	-	6-3	.667	12-3	.800	8-4	.667	3-1	.750	0-2	.000
2004-05	19-13	.594	13-5	.722	2-1	.667	-	-	0-1	.000	4-6	.444	11-4	.733	6-8	.429	2-1	.677	0-1	.000
2005-06	19-10	.655	11-7	.611	1-1	.500	-	-	-	-	7-2	.778	12-2	.857	6-7	.462	1-1	.500	-	-
Oklahoma																				
2006-07	16-15	.516	6-10	.375	1-1	.500	-	-	-	-	9-4	.692	12-4	.750	1-8	.111	3-3	.500	1-8	.111
2007-08	23-12	.657	9-7	.563	1-1	.500	1-1	.500	-	-	12-3	.800	14-3	.824	5-6	.455	4-3	.571	3-8	.273
2008-09	30-6	.833	13-3	.813	0-1	.000	3-1	.750	-	-	14-1	.933	16-1	.941	8-3	.727	6-2	.750	4-3	.571
*2009-10	13-18	.419	4-12	.250	0-1	.000	-	-	-	-	9-5	.643	11-4	.733	1-10	.091	1-4	.200	1-4	.200
2010-11	14-18	.438	5-11	.313	1-1	.500	-	-	-	-	8-6	.571	12-4	.750	1-9	.100	1-5	.167	0-8	.000
Pitt																				
2018-19	14-19	.424	3-15	.167	1-1	.500	-	-	-	-	10-3	.769	11-7	.611	0-11	.000	3-1	.750	1-7	.125
2019-20	16-17	.485	6-14	.300	1-1	.500	-	-	-	-	9-2	.818	11-7	.611	2-9	.182	3-1	.750	0-4	.000
2020-21	10-12	.455	6-10	.375	0-1	.000	-	-	-	-	4-1	.800	7-6	.539	3-5	.375	0-1	.000	1-2	.333
2021-22	11-21	.344	6-14	.300	0-1	.000	-	-	-	-	5-6	.455	8-11	.421	3-9	.250	0-1	.000	0-1	.000
2022-23	24-12	.667	14-6	.700	1-1	.500	2-1	.667	-	-	7-4	.636	14-3	.824	7-5	.583	3-4	.429	3-5	.375
2023-24	22-11	.667	12-8	.600	1-1	.500	-	-	-	-	9-2	.818	13-5	.722	7-4	.636	2-2	.500	2-3	.400
2024-25	17-15	.531	8-12	.400	0-1	.000	-	-	-	-	9-2	.818	13-4	.764	3-9	.250	1-2	.333	0-3	.000
2025-26	7-6	.538	-	-	-	-	-	-	-	-	7-6	.538	6-3	.667	0-2	.000	1-1	.500	-	-
Career	283-223	.559	138-144	.489	14-15	.483	6-4	.600	0-1	.000	125-60	.676	184-74	.713	65-117	.357	34-35	.493	15-59	.203

* Oklahoma vacated 13 regular season wins, including four conference wins, due to use of an ineligible player during the 2009-10 season; vacated wins not included in career totals

2025-26 PITT BASKETBALL CHARTS

Overall Record: 7-6 (Home: 6-3; Road: 0-2; Neutral: 1-1)
ACC Record: 0-0 (Home: 0-0; Road: 0-0)

Date	Opponent	Time/ Result	Pitt High Scorer	Opponent High Scorer	Pitt High Rebounder	Opponent High Rebounder	Pitt High Assists	Att.
N. 3	YOUNGSTOWN STATE	W, 74-59	Corhen, 23	Carroll, 18	Corhen, 12	Polak, 5	Minor, 3	5,050
N. 7	LONGWOOD	W, 78-60	Minor, 23	Nziemi, 16	Corhen, 13	Benard, 6	Witherspoon, 4	5,134
N. 10	EASTERN MICHIGAN	W, 78-66	Corhen, 16	Hart, 19	Corhen/Minor, 7	Habhab/Hart, 7	Minor, 6	4,572
Backyard Brawl								
N. 13	at West Virginia	L, 71-49	Corhen, 14	Obioha, 19	Corhen, 10	Obioha, 6	Witherspoon, 4	12,453
N. 17	BUCKNELL	W, 84-50	Dunning, 23	Bijiek, 11	Kante, 11	McCreesh/Brcic, 5	Witherspoon/Kante, 5	4,674
Legends Classic								
N. 20	= vs. UCF	L, 77-67	Corhen, 17	Fulks/Kugel, 18	Corhen, 11	Stillwell, 11	Minor, 4	1,006
N. 23	QUINNIPIAC	L, 83-75	Siulepa, 20	Monroe, 25	Siulepa, 8	McKnight, 7	Corhen/Minor, 3	4,721
N. 28	OHIO STATE	W, 67-66	3 tied, 18	Royal, 22	Corhen, 10	Thornton, 13	Minor/Witherspoon, 2	6,299
ACC/SEC Challenge								
D. 2	TEXAS A&M	L, 81-73	Dunning, 18	Agee, 21	Dunning, 12	Agee, 13	Witherspoon, 8	4,945
D. 7	HOFSTRA	L, 80-73	Cummings, 34	Davis, 36	Dunning, 8	Plotnikov/Patterson, 5	Corhen/Cummings, 5	4,660
D. 13	at Villanova	L, 79-61	Dunning, 17	Brennan/Lindsay, 24	Corhen, 7	Brennan, 9	Cummings, 4	6,501
D. 17	BINGHAMTON	W, 103-63	Dunning, 23	Lilley, 13	Corhen, 6	Lilley, 11	Minor, 7	4,687
D. 21	> vs. Penn State	W, 80-46	Siulepa, 28	Dilione V, 23	Corhen/Indrusaitis, 8	Dilione V/Mirtic, 6	Minor, 7	8,191
D. 30	at Miami*	7 p.m.						
J. 3	CLEMSON*	12 p.m.						
J. 10	SYRACUSE*	12 p.m.						
J. 14	at Georgia Tech*	7 p.m.						
J. 17	LOUISVILLE*	8 p.m.						
J. 21	at Boston College*	7 p.m.						
J. 24	NC STATE*	12 p.m.						
J. 27	WAKE FOREST*	6 p.m.						
J. 31	at Clemson*	12 p.m.						
F. 3	at Virginia*	9 p.m.						
F. 7	SMU*	3:45 p.m.						
F. 10	DUKE*	9 p.m.						
F. 14	at North Carolina*	2 p.m.						
F. 21	NOTRE DAME*	2 p.m.						
F. 25	at Stanford*	8 p.m.						
F. 28	at Cal*	4 p.m.						
M. 4	FLORIDA STATE*	9 p.m.						
M. 7	at Syracuse*	5 p.m.						

= Ocean Center
> Giant Center
* Denotes ACC contest
All Game times are Eastern Time Zone
HOME GAMES IN BOLD CAP

2025-26 ATTENDANCE FIGURES

Site	Games	Total	Average
Home	9	44,742	4,971
Away	2	18,954	9,477
Neutral	2	9,197	4,599
Total	13	72,893	5,607

TEAM GAME HIGHS & LOWS

		PITT	OPPONENT
Points 1st Half	High Low	57, vs. Binghamton (12/17/25) 23, vs. Hofstra (12/7/25)	47, Quinnipiac (11/23/25) 20, Penn State (12/21/25)
Points 2nd Half	High Low	50, vs. Hofstra (12/7/25) 24, at West Virginia (11/13/25)	46, Texas A&M (12/2/25) 25, Bucknell (11/17/25)
Total Points	High Low	103, vs. Binghamton (12/17/25) 49, at West Virginia (11/13/25)	83, Quinnipiac (11/23/25) 46, Penn State (12/21/25)
FG Made	High Low	36, vs. Binghamton (12/17/25) 20, at West Virginia (11/13/25)	32, UCF (11/20/25) 13, Bucknell (11/17/25)
FG Attempted	High Low	69, vs. Ohio State (11/28/25) 48, vs. Hofstra (12/7/25)	69, Longwood (11/7/25) 41, Binghamton (12/17/25)
FG Percentage	High Low	.621 (36/58), vs. Binghamton (12/17/25) .377 (26/69), vs. Ohio State (11/28/25)	.571 (28/49), Quinnipiac (11/23/25) .277 (13/47), Bucknell (11/17/25)
3-Pt. FG Made	High Low	16, vs. Binghamton (12/17/25) 5, 3x; last at Villanova (12/13/25)	11, Quinnipiac (11/23/25) 4, 3x; last by Penn State (12/21/25)
3-Pt. FG Att.	High Low	30, vs. Longwood (11/7/25) 17, vs. Youngstown State (11/3/25)	33, Youngstown State (11/3/25) 10, Binghamton (12/17/25)
3Pt. FG Pct.	High Low	.593 (16/27), vs. Binghamton (12/17/25) .227 (5/22), vs. Ohio State (11/28/25) & at Villanova (12/13/25)	.647 (11/17), Quinnipiac (11/23/25) .174 (4/23), Penn State (12/21/25)
FT Made	High Low	24, vs. Longwood (11/7/25) 4, at West Virginia (11/13/25)	21, Binghamton (12/17/25) 5, Youngstown State (11/3/25)
FT Attempted	High Low	35, vs. Longwood (11/7/25) 6, at West Virginia (11/13/25)	27, Binghamton (12/17/25) 9, Youngstown State (11/3/25) & Penn State (12/21/25)
FT Percentage	High Low	.864 (19/22), vs. Hofstra (12/7/25) .522 (12/23), vs. Eastern Michigan (11/10/25)	.909 (20/22), Texas A&M (12/2/25) .556 (5/9), Youngstown State (11/3/25)
Off. Rebounds	High Low	17, vs. Youngstown State (11/3/25) & Quinnipiac (11/23/25) 6, at West Virginia (11/13/25)	16, UCF (11/20/25) 5, Binghamton (12/17/25)
Def. Rebounds	High Low	37, vs. Longwood (11/7/25) 16, vs. UCF (11/20/25) & Quinnipiac (11/23/25)	29, Ohio State (11/28/25) 16, Youngstown State (11/3/25)
Total Rebounds	High Low	48, vs. Longwood (11/7/25) 26, vs. Hofstra (12/7/25)	38, Ohio State (11/28/25) 24, Youngstown State (11/3/25)
Assists	High Low	20, vs. Bucknell (11/17/25) & vs. Binghamton (12/17/25) 6, vs. Ohio State (11/28/25)	20, Villanova (12/13/25) 7, Youngstown State (11/3/25) & Penn State (12/21/25)
Blocked Shots	High Low	6, vs. Longwood (11/7/25) & Eastern Michigan (11/10/25) 1, at Villanova (12/13/25)	6, Youngstown State (11/3/25) 0, UCF (11/20/25)
Steals	High Low	14, vs. Binghamton (12/17/25) 2, 3x; last at Villanova (12/13/25)	10, Longwood (11/7/25) 3, Ohio State (11/28/25) & Hofstra (12/7/25)
Turnovers	High Low	18, vs. Youngstown State (11/3/25) 5, vs. Ohio State (11/28/25)	22, Binghamton (12/17/25) 3, Villanova (12/13/25)
Personal Fouls	High Low	22, vs. Bucknell (11/17/25) & vs. Binghamton (12/17/25) 14, vs. Youngstown State (11/3/25) & vs. Texas A&M (12/2/25)	28, Longwood (11/7/25) 11, West Virginia (11/13/25)

INDIVIDUAL GAME HIGHS

	PITT	OPPONENT
Points	34, Brandin Cummings vs. Hofstra (12/7/25)	36, Cruz Davis, Hofstra (12/7/25)
FG Made	10, Brandin Cummings vs. Hofstra (12/7/25) & Roman Siulepa vs. Penn State (12/21/25)	14, Cruz Davis, Hofstra (12/7/25)
FG Attempted	16, Roman Siulepa vs. Penn State (12/21/25)	25, Cruz Davis, Hofstra (12/7/25)
3-Pt. FG Made	7, Barry Dunning, Jr. vs. Bucknell (11/17/25)	5, Cruz Davis, Hofstra (12/7/25)
3-Pt. FG Attempted	11, Barry Dunning, Jr. vs. Bucknell (11/17/25) & vs. Quinnipiac (11/23/25)	11, Cruz Davis, Hofstra (12/7/25) & Bryce Lindsay, Villanova (12/13/25)
FT Made	9, Damarco Minor vs. Longwood (11/7/25) & Brandin Cummings vs. Hofstra (12/7/25)	9, Honor Huff, West Virginia (11/13/25)
FT Attempted	11, Brandin Cummings vs. Youngstown State (11/3/25)	12, Honor Huff, West Virginia (11/13/25) & Duke Brennan, Villanova (12/13/25)
Rebounds	13, Cameron Corhen vs. Longwood (11/7/25)	13, Bruce Thornton, Ohio State (11/28/25) & Rashaun Agee, Texas A&M (12/2/25)
Offensive Rebounds	8, Cameron Corhen vs. UCF (11/20/25)	5, Jamichael Stillwell, UCF (11/20/25)
Defensive Rebounds	12, Cameron Corhen vs. Longwood (11/7/25)	12, Bruce Thornton, Ohio State (11/28/25)
Assists	8, Omari Witherspoon vs. Texas A&M (12/2/25)	7, 4x; last by Acaden Lewis, Villanova (12/13/25)
Turnovers	5, 2x; last by Omari Witherspoon vs. Quinnipiac (11/23/25)	8, Jeremiah Quigley, Binghamton (12/17/25)
Blocked Shots	3, Barry Dunning, Jr. vs. Binghamton (12/17/25)	3, 2x; last by Keith McKnight, Quinnipiac (11/23/25)
Steals	5, Damarco Minor vs. Ohio State (11/28/25)	4, Amarri Monroe, Quinnipiac (11/23/25) & Rashaun Agee, Texas A&M (12/2/25)
Minutes	40:00, Barry Dunning, Jr. vs. Hofstra (12/7/25)	40:00, Cruz Davis, Hofstra (12/7/25)

GAME-BY-GAME COMPARISON

Opponent	1st Half	2nd Half (OT)	Final	FG	FG PCT	3FG	3FG PCT	FT	FT PCT	REB	ASTS	TO	BLKS	STLS	FOULS
YOUNGSTOWN ST.	34-28	40-31	74-59	23-53/22-56	.434/.393	6-17/10-33	.353/.303	22-27/5-9	.815/.556	46/24	11/7	18/12	3/6	9/5	14/21
LONGWOOD	33-28	45-32	78-60	21-50/22-69	.420/.319	12-30/4-20	.400/.200	24-35/12-14	.686/.857	48/35	16/10	14/7	6/1	2/10	17/28
EASTERN MICHIGAN	45-32	33-34	78-66	30-60/22-59	.500/.373	6-18/4-14	.333/.286	12-23/18-21	.522/.857	38/36	14/10	8/10	6/4	6/4	19/19
at West Virginia	25-34	24-37	49-71	20-53/24-56	.377/.429	5-20/7-24	.250/.292	4-6/16-21	.667/.762	31/34	12/13	12/6	5/5	4/6	16/11
BUCKNELL	38-25	46-25	84-50	31-61/13-47	.508/.277	13-25/6-21	.520/.286	9-14/18-23	.643/.783	42/29	20/11	13/16	2/3	10/6	22/14
vs. UCF	36-38	31-39	67-77	21-54/32-61	.389/.525	7-27/6-18	.259/.333	18-21/7-12	.857/.583	28/37	9/13	12/11	5/0	4/4	16/15
QUINNIPIAC	37-47	38-36	75-83	27-61/28-49	.443/.571	9-28/11-17	.321/.647	12-20/16-24	.600/.667	33/28	11/16	15/15	4/3	11/9	17/14
OHIO STATE	34-24	33-42	67-66	26-69/23-54	.377/.426	5-22/7-24	.227/.292	10-16/13-15	.625/.867	39/38	6/8	5/13	3/4	9/3	17/17
TEXAS A&M	33-35	40-46	73-81	29-61/26-59	.475/.441	8-26/9-23	.308/.391	7-11/20-22	.636/.909	32/36	13/16	11/9	4/3	6/8	14/13
HOFSTRA	23-36	50-44	73-80	22-48/29-55	.458/.527	10-23/8-20	.435/.400	19-22/14-18	.864/.778	26/26	14/17	10/7	2/1	2/3	16/14
at Villanova	32-41	29-38	61-79	24-57/26-50	.421/.520	5-22/9-22	.227/.409	8-12/18-24	.667/.750	36/27	12/20	12/3	1/2	2/4	19/14
BINGHAMTON	57-34	46-29	103-63	36-58/18-41	.621/.439	16-27/6-10	.593/.600	15-24/21-27	.625/.778	29/26	20/9	11/22	5/2	14/7	22/18
vs. Penn State	40-20	40-26	80-46	30-60/18-55	.500/.327	12-24/4-23	.500/.174	8-14/6-9	.571/.667	42/30	15/7	9/12	3/4	7/5	15/15
at Miami*															
CLEMSON*															
SYRACUSE*															
at Georgia Tech*															
LOUISVILLE*															
at Boston College*															
NC STATE*															
WAKE FOREST*															
at Clemson*															
at Virginia*															
SMU*															
DUKE*															
at North Carolina*															
NOTRE DAME*															
at Stanford*															
at Cal*															
FLORIDA STATE*															
at Syracuse*															

[] AP / Coaches Poll Ranking

GAME-BY-GAME SPECIALTY STATS

Opponent	Points in the Paint		Points Off Turnovers		2nd Chance Points		Fast Break Points		Bench Scoring	
	Pitt	Opp	Pitt	Opp	Pitt	Opp	Pitt	Opp	Pitt	Opp
YOUNGSTOWN STATE	30	24	20	15	18	4	13	6	19	18
LONGWOOD	16	34	7	11	10	8	9	9	12	13
EASTERN MICHIGAN	44	28	12	11	11	8	11	14	15	13
at West Virginia	20	32	8	21	0	9	9	10	7	15
BUCKNELL	26	14	25	13	16	5	10	4	38	17
vs. UCF	28	46	14	15	11	24	0	10	24	14
QUINNIPIAC	36	22	20	22	15	8	10	6	16	22
OHIO STATE	38	30	17	5	6	9	11	2	0	13
TEXAS A&M	34	32	15	17	16	13	6	15	15	19
HOFSTRA	16	38	8	12	6	6	6	4	39	18
at Villanova	28	32	6	16	17	8	7	11	18	10
BINGHAMTON	38	16	33	11	7	2	16	11	35	15
vs. Penn State	26	20	12	6	11	0	9	11	23	28
at Miami*										
CLEMSON*										
SYRACUSE*										
at Georgia Tech*										
LOUISVILLE*										
at Boston College*										
NC STATE*										
WAKE FOREST*										
at Clemson*										
at Virginia*										
SMU*										
DUKE*										
at North Carolina*										
NOTRE DAME*										
at Stanford*										
at Cal*										
FLORIDA STATE*										
at Syracuse*										

[] AP / Coaches Poll Ranking

GAME-BY-GAME CHART

Opponent	Jersey	Tip	Largest Pitt Lead	Largest Pitt Deficit	No. of Ties	No. of Lead Changes	Pitt Led For	Opp Led For	Game Tied For
YOUNGSTOWN STATE	White	PITT	17	8	2	3	24:23	13:55	1:42
LONGWOOD	White	PITT	18	2	8	4	30:46	1:50	7:24
EASTERN MICHIGAN	White	EMU	18	4	0	3	36:32	3:15	0:13
at West Virginia	Blue	WVU	7	24	0	4	8:15	31:32	0:13
BUCKNELL	White	PITT	40	2	3	6	34:35	3:49	1:36
vs. UCF	Black	UCF	5	15	4	8	5:27	32:01	2:32
QUINNIPIAC	White	QU	5	13	3	2	3:46	34:52	1:22
OHIO STATE	White	PITT	12	5	5	4	29:23	7:40	2:53
TEXAS A&M	White	TAMU	4	12	3	4	2:31	35:41	1:48
HOFSTRA	White	HOF	2	17	4	1	1:32	34:21	4:07
at Villanova	Blue	NOVA	4	19	3	10	5:42	32:16	2:02
BINGHAMTON	White	BING	40	0	0	0	39:04	0:00	0:56
vs. Penn State	Blue	PITT	34	0	0	0	39:44	0:00	0:16
at Miami*									
CLEMSON*									
SYRACUSE*									
at Georgia Tech*									
LOUISVILLE*									
at Boston College*									
NC STATE*									
WAKE FOREST*									
at Clemson*									
at Virginia*									
SMU*									
DUKE*									
at North Carolina*									
NOTRE DAME*									
at Stanford*									
at Cal*									
FLORIDA STATE*									
at Syracuse*									

[] AP / Coaches Poll Ranking

GAME-BY-GAME LINEUP/MINUTES

Opponent	Guard	Guard	Forward	Forward	Center	First Sub	Off The Bench
YOUNGSTOWN STATE	Minor (29:42)	Cummings (31:41)	Witherspoon (23:18)	Siulepa (17:05)	Corhen (34:33)	Indrusaitis (31:03)	Dunning (8:22)/Kante (21:35)/ Moore (2:41)
LONGWOOD	Minor (34:00)	Cummings (33:40)	Witherspoon (22:11)	Siulepa (23:07)	Corhen (36:16)	Indrusaitis (24:16)	Kante (19:58)/Dunning (6:33)
EASTERN MICHIGAN	Minor (37:50)	Indrusaitis (27:41)	Witherspoon (30:31)	Siulepa (23:59)	Corhen (36:30)	Kante (18:24)/Dunning (20:56)	Moore (4:09)
at West Virginia	Minor (33:58)	Cummings (32:16)	Witherspoon (37:54)	Siulepa (30:57)	Corhen (35:14)	Indrusaitis (13:47)	Kante (13:49)/Dunning (2:06)
BUCKNELL	Minor (20:12)	Cummings (19:02)	Witherspoon (25:14)	Siulepa (21:53)	Corhen (30:34)	Indrusaitis (16:36)	Dunning (27:10)/Kante (22:30)/ Moore (11:37)/Mullen (5:12)
vs. UCF	Minor (33:04)	Cummings (29:34)	Witherspoon (25:07)	Siulepa (11:59)	Corhen (35:27)	Indrusaitis (26:12)/Dunning (32:29)	Kante (6:08)
QUINNIPIAC	Minor (35:49)	Witherspoon (16:24)	Dunning (36:16)	Siulepa (36:46)	Corhen (33:55)	Indrusaitis (29:53)	Kante (3:55)/Moore (7:02)
OHIO STATE	Minor (37:07)	Witherspoon (36:54)	Dunning (39:04)	Siulepa (23:36)	Corhen (36:18)	Indrusaitis (20:06)	Kante (6:57)
TEXAS A&M	Minor (33:52)	Witherspoon (31:49)	Dunning (38:16)	Siulepa (11:17)	Corhen (38:49)	Indrusaitis (25:17)	Cummings (18:55)/Mullen (1:45)
HOFSTRA	Minor (31:42)	Witherspoon (32:29)	DUNNING (40:00)	Siulepa (7:50)	Corhen (38:46)	Indrusaitis (15:38)	Cummings (32:10)/Mullen (1:14)/ Moore (0:11)
at Villanova	Minor (30:24)	Cummings (27:42)	Dunning (39:04)	Siulepa (19:40)	Corhen (28:52)	Indrusaitis (25:26)/Witherspoon (18:31)	Mullen (8:41)/Moore (1:41)
BINGHAMTON	Minor (22:40)	Indrusaitis (34:12)	Dunning (23:43)	Siulepa (31:09)	Corhen (25:05)	Cummings (20:34)/Mullen (16:35)	Witherspoon (17:07)/Moore (8:55)
vs. Penn State	Minor (30:56)	Indrusaitis (20:26)	Dunning (26:54)	Siulepa (30:16)	Corhen (25:39)	Cummings (25:55)	Witherspoon (28:02)/Mullen (10:15)/ Moore (1:37)

at Miami*
CLEMSON*
SYRACUSE*
at Georgia Tech*
LOUISVILLE*
at Boston College*
NC STATE*
WAKE FOREST*
at Clemson*
at Virginia*
SMU*
DUKE*
at North Carolina*
NOTRE DAME*
at Stanford*
at Cal*
FLORIDA STATE*
at Syracuse*

Those in ALL CAPS/BOLD played the full game

Record By Lineup

Minor, Cummings, Witherspoon, Siulepa, Corhen	3-2
Minor, Witherspoon, Dunning, Siulepa, Corhen	1-3
Minor, Indrusaitis, Dunning, Siulepa, Corhen	2-0
Minor, Witherspoon, Indrusaitis, Siulepa, Corhen	1-0
Minor, Cummings, Dunning, Siulepa, Corhen	0-1

PLAYER SEASON & CAREER HIGHS

2025-26	CAREER	2025-26	CAREER
1 - Dishon Jackson		12 - Kieran Mullen	
Pts	-	Pts	2, vs. Bucknell (11/17/25)
Rebs	-	Rebs	4, vs. Binghamton (12/17/25)
Asts	-	Asts	-
Blks	-	Blks	-
Stls	-	Stls	1, vs. Penn State (12/21/25)
Mins	-	Mins	17, vs. Binghamton (12/17/25)
2 - Cameron Corhen		13 - Roman Siulepa	
Pts	23, vs. Youngstown State (11/3/25)	Pts	28, vs. Penn State (12/21/25)
Rebs	13, vs. Longwood (11/7/25)	Rebs	8, vs. Quinnipiac (11/23/25)
Asts	5, vs. Hofstra (12/7/25)	Asts	2, 2x; last at Villanova (12/13/25)
Blks	2, 4x; last at West Virginia (11/13/25)	Blks	1, 5x; last vs. Binghamton (12/17/25)
Stls	3, vs. Binghamton (12/17/25)	Stls	4, vs. Quinnipiac (11/23/25)
Mins	39, vs. Texas A&M (12/2/25)	Mins	37, vs. Quinnipiac (11/23/25)
3 - Brandin Cummings		21 - Macari Moore	
Pts	34, vs. Hofstra (12/7/25)	Pts	7, vs. Binghamton (12/17/25)
Rebs	6, vs. Penn State (12/21/25)	Rebs	3, vs. Bucknell (11/17/25)
Asts	5, vs. Hofstra (12/7/25)	Asts	1, 4x; last vs. Penn State (12/21/25)
Blks	1, vs. Binghamton (12/17/25)	Blks	1, vs. Eastern Michigan (11/10/25)
Stls	2, vs. Youngstown State (11/3/25)	Stls	2, 2x; last vs. Binghamton (12/17/25)
Mins	34, vs. Longwood (11/7/25)	Mins	12, vs. Bucknell (11/17/25)
4 - Papa Amadou Kante		22 - Barry Dunning, Jr.	
Pts	8, vs. Eastern Michigan (11/10/25)	Pts	23, 2x; last vs. Binghamton (12/17/25)
Rebs	11, vs. Bucknell (11/17/25)	Rebs	12, vs. Texas A&M (12/2/25)
Asts	5, vs. Bucknell (11/17/25)	Asts	3, vs. Eastern Michigan (11/10/25)
Blks	1, vs. Longwood (11/7/25)	Blks	3, vs. Binghamton (12/17/25)
Stls	1, 2x; last vs. Eastern Michigan (11/10/25)	Stls	1, 6x; last vs. Binghamton (12/17/25)
Mins	23, vs. Bucknell (11/17/25)	Mins	40, vs. Hofstra (12/7/25)
6 - Henry Lau		25 - Nojus Indrusaitis	
Pts	-	Pts	16, vs. Binghamton (12/17/25)
Rebs	-	Rebs	8, vs. Penn State (12/21/25)
Asts	-	Asts	5, vs. Binghamton (12/17/25)
Blks	-	Blks	1, 2x; last vs. Ohio State (11/28/25)
Stls	-	Stls	4, vs. Binghamton (12/17/25)
Mins	-	Mins	34, vs. Binghamton (12/17/25)
7 - Damarco Minor		35 - Benjamin Mayhew	
Pts	23, vs. Longwood (11/7/25)	Pts	-
Rebs	7, vs. Eastern Michigan (11/10/25)	Rebs	-
Asts	7, 2x; last vs. Penn State (12/21/25)	Asts	-
Blks	1, 4x; last vs. Texas A&M (12/2/25)	Blks	-
Stls	5, vs. Ohio State (11/28/25)	Stls	-
Mins	38, vs. Eastern Michigan (11/10/25)	Mins	-
8 - Omari Witherspoon		44 - Jajuan Nelson	
Pts	15, 2x; last vs. Penn State (12/21/25)	Pts	-
Rebs	5, 2x; last vs. Penn State (12/21/25)	Rebs	-
Asts	8, vs. Texas A&M (12/2/25)	Asts	-
Blks	2, 3x; last vs. Penn State (12/21/25)	Blks	-
Stls	3, vs. Bucknell (11/17/25)	Stls	-
Mins	38, at West Virginia (11/13/25)	Mins	-

THE LAST TIME IT HAPPENED ...

TEAM

Pitt Was Ranked (AP Poll)		
No. 1		Feb. 23, 2009
Top 5 (2-5)	No. 4 on March 14, 2011	
Top 10 (6-10)	No. 6 on Dec. 27, 2010	
Top 25 (11-25)	No. 18 on Dec. 2, 2024	
Pitt Played a Ranked Opponent (AP Poll)		
No. 1	at Louisville on Dec. 6, 2019	
Top 5	vs. No. 4 Duke on Jan. 7, 2025	
Top 10	at No. 7 Duke on Jan. 20, 2024	
Top 25	at No. 19 Louisville on March 1, 2025	
Pitt Defeated a Ranked Opponent (AP Poll)		
No. 1	vs. Connecticut (70-60) on March 7, 2009	
Top 5	vs. No. 3 Syracuse (74-66) on Jan. 17, 2011	
Top 10	vs. No. 7 Duke (80-76) on Jan. 20, 2024	
Top 25	at No. 21 Virginia (74-63) on Feb. 13, 2024	
Pitt Lost To a Ranked Opponent (AP Poll)		
No. 1	at Louisville (64-46) on Dec. 6, 2019	
Top 5	vs. No. 4 Duke (76-47) on Jan. 7, 2025	
Top 10	vs. No. 8 North Carolina (70-57) on Jan. 2, 2024.	
Top 25	at No. 19 Louisville (79-68) on March 1, 2025	
Pitt Faced No. 1 (AP Poll)		
Home	vs. Virginia (L, 66-37) on Feb. 24, 2018	
Road	at Louisville (64-46) on Dec. 6, 2019	
Neutral	vs. Florida (L, 61-45) on March 22, 2014	
100 Points by a Team		
By Pitt	103, vs. Binghamton (12/17/25)	
By Opponent	106, Louisville (1/24/17)	
40+ Point Win		
By Pitt	40 [103-63], vs. Binghamton (12/17/25)	
By Opponent	55 [106-51], vs. Louisville (1/24/17)	
30-39 Point Win		
By Pitt	34 (80-46), vs. Penn State (12/21/25)	
By Opponent	33 [90-57], at Mississippi State (12/4/24)	
20-29 Point Win		
By Pitt	26 [93-67], vs. Boston College (3/8/25).	
By Opponent	22 (71-49), at West Virginia (11/13/25)	
Overtime Game		
Pitt Win	91-90, at Ohio State (11/29/24)	
Pitt Loss	78-75, vs. Clemson (1/18/25)	
Double Overtime Game		
Pitt Win	93-90, vs Eastern Michigan (11/11/16)	
Pitt Loss	95-89, vs. Oklahoma State (12/21/06)	
Triple Overtime Game		
Pitt Win	98-95, vs. West Virginia (2/12/10)	
Pitt Loss	74-73, at George Washington (1/10/76)	
Won The Game In The Final Seconds		
By Pitt	Damarco Minor buzzer beater three-pointer in 67-66 win vs. Ohio State (11/28/25)	
By Opponent	Tae Davis one free throw with 0.5 seconds remaining give Notre Dame a 55-54 win	
Five or More Players in Double-Digit Scoring		
By Pitt	6, vs. Binghamton (12/17/25)	
By Opponent	5, Syracuse (1/25/25)	

Made 40-49 Field Goals		
By Pitt	40, vs. NC A&T (11/6/23).	
By Opponent	41, UCLA (2/2/91)	
Made Fewer Than 20 Field Goals		
By Pitt	18, vs. Virginia (2/3/25).	
By Opponent	18, Penn State (12/21/25)	
Had 70-79 Field Goal Attempts		
By Pitt	72, vs. Jacksonville (11/17/23)	
By Opponent	70, Eastern Kentucky (12/11/24)	
Had 80-89 Field Goal Attempts		
By Pitt	83, vs. Wake Forest (2/16/16).	
By Opponent	89, Villanova (3/4/98)	
Had 90-99 Field Goal Attempts		
By Pitt	92, vs. Houston Baptist (11/9/07).	
By Opponent	95, West Virginia (1/18/67)	
Had 35 or Fewer Field Goal Attempts		
By Pitt	35, vs. Cincinnati (12/17/13).	
By Opponent	34, Notre Dame (3/11/10)	
Shot Over 60 Percent From The Field		
By Pitt	.621 [36-of-58], vs. Binghamton (12/17/25)	
By Opponent	.600 [31-of-51], Wake Forest (2/20/24)	
Shot Over 70 Percent From The Field		
By Pitt	.717 [33-of-46], at DePaul (3/9/13)	
By Opponent	.700 [42-of-60], Syracuse (2/4/89)	
Shot Less Than 30 Percent From The Field		
By Pitt	.290 [18-of-62] at Wake Forest (2/20/24).	
By Opponent	.277 [13-of-47], Bucknell (11/17/25)	
Made 10-14 Three-Point Field Goals		
By Pitt	12, vs. Penn State (12/21/25)	
By Opponent	11, Quinnipiac (11/23/25)	
Made 15+ Three-Point Field Goals		
By Pitt	16, vs. Binghamton (12/17/25).	
By Opponent	15, Wake Forest (2/2/22)	
Made 0 Three-Point Field Goals		
By Pitt	at Georgia Tech (3/5/16).	
By Opponent	Louisville (2/11/15)	
Had 30+ Three-Point Field Goal Attempts		
By Pitt	30, vs. Longwood (11/7/25).	
By Opponent	33, Youngstown State (11/3/25)	
Shot Over 60 Percent From The Three-Point Line		
By Pitt	.636 [14-of-22], at Northwestern (11/28/22)	
By Opponent	.600 [6-of-10], Binghamton (12/17/25)	
Shot Over 70 Percent From The Three-Point Line		
By Pitt	.727 [8-of-11], vs. Connecticut (3/10/11)	
By Opponent	.700 [7-of-10], Georgetown (1/20/10)	
Shot Over 80 Percent From The Three-Point Line		
By Pitt	.833 [5-of-6], vs. Providence (2/11/90)	
By Opponent	-	
Shot Less Than 20 Percent From Three-Point Line		
By Pitt	.182 [4-of-22], vs. Notre Dame (3/11/25).	
By Opponent	.174 [4-of-23], Penn State (12/21/25)	

Made 30-39 Free Throws		
By Pitt	38, vs Florida State (1/14/19).	
By Opponent	33, Wichita State (3/21/13)	
Made 40+ Free Throws		
By Pitt	42, vs. Oklahoma (1/15/89).	
By Opponent	42, St. John's (3/9/95)	
Made 5 Or Fewer Free Throws		
By Pitt	4, at West Virginia (11/13/25).	
By Opponent	5, Youngstown State (11/3/25)	
Had 40-49 Free Throw Attempts		
By Pitt	46, vs. Florida State (1/14/19).	
By Opponent	40, Florida State (2/18/18)	
Had 50+ Free Throw Attempts		
By Pitt	50, vs. Seton Hall (2/8/97).	
By Opponent	-	
Shot Over 90 Percent From The Foul Line		
By Pitt	1.000 [20-of-20], at Wake Forest (2/1/25)	
By Opponent	.909 [20-of-22], vs. Texas A&M (12/2/25)	
Shot 100 Percent From The Foul Line		
By Pitt	20-of-20, at Wake Forest (2/1/25).	
By Opponent	10-of-10, Canisius (12/9/23)	
Had 50-59 Rebounds		
By Pitt	54, vs. Purdue Fort Wayne (12/20/23).	
By Opponent	51, North Carolina (1/2/24)	
Had 60+ Rebounds		
By Pitt	60, vs. VMI (12/6/11)	
By Opponent	74, West Virginia (2/12/64)	
Five Players Fouled Out		
By Pitt	vs. Villanova (2/7/86).	
By Opponent	Seton Hall (2/9/85)	
Had 20-29 Assists		
By Pitt	20, vs. Binghamton (12/17/25).	
By Opponent	20, Villanova (12/13/25)	
Had 30+ Assists		
By Pitt	30, vs. Virginia Tech (1/31/16).	
By Opponent	31, UCLA (2/2/91)	
Had 10+ Blocked Shots		
By Pitt	13 vs. Louisville (2/7/23).	
By Opponent	12, Vanderbilt (12/7/22)	
Had 15+ Steals		
By Pitt	15, vs. Binghamton (12/20/19).	
By Opponent	17, West Virginia (11/12/21)	
Had 20+ Turnovers		
By Pitt	20, vs. Miami (2/22/22).	
By Opponent	22, Binghamton (12/1	
Had 30+ Turnovers		
By Pitt	32, at West Virginia (11/12/21)	
By Opponent	31, Carnegie Mellon (12/16/96)	
Committed 10 Or Fewer Turnovers		
By Pitt	9, vs. Penn State (12/21/25)	
By Opponent	3, Villanova (12/13/25)	

THE LAST TIME IT HAPPENED ...

INDIVIDUAL

30-39 Points by a Player	
By Pitt	34, Brandin Cummings vs. Hofstra (12/7/25)
By Opp.	36, Cruz Davis, Hofstra (12/7/25)
40+ Points by a Player	
By Pitt	41, Blake Hinson vs. Louisville (2/17/24)
By Opp.	41, T.J. Warren, NC State (3/3/14)
Two Players Scored 30 or More Points	
By Pitt	Jamel Artis (30) and Michael Young (30) vs. Marshall (12/28/16)
By Opp.	Kenny Anderson (32) and Dennis Scott (30), Georgia Tech (12/28/89)
Two Players Scored 20 or More Points	
By Pitt	Jaland Lowe (25) and Ishmael Leggett (20) vs. Georgia Tech (2/25/25)
By Opp.	Duke Brennan (24) and Bryce Lindsay (24) Villanova (12/13/25)
Three Players Scored 20 or More Points	
By Pitt	Justin Champagnie (24), Xavier Johnson (23) and Ithiel Horton (20) vs. Syracuse (1/16/21)
By Opp.	CJ Burks (25), Stevie Browning (22) and Ryan Taylor (22), Marshall (12/28/16)
10+ Field Goals Made by a Player	
By Pitt	10, Roman Siulepa vs. Penn State (12/21/25)
By Opp.	10, Freddie Dilione V. Penn State (12/21/25)
15+ Field Goals Made by a Player	
By Pitt	15, Jamel Artis at Louisville (1/11/17)
By Opp.	16, T.J. Warren, NC State (3/3/14)
20-29 Field Goal Attempts by a Player	
By Pitt	21, Jaland Lowe vs. Georgia Tech (2/25/25)
By Opp.	25, Cruz Davis, Hofstra (12/7/25)
Player Shot 1.000 With 5+ Field Goal Attempts	
By Pitt	6-of-6, Cameron Corhen vs. Georgia Tech (2/25/25)
By Opp.	8-of-8, Duke Brennan, Villanova (12/13/25)
Player Shot .800 With 10+ Field Goal Attempts	
By Pitt	8-of-10 [.800], Zack Austin vs. Syracuse (2/18/25)
By Opp.	8-of-10 [.800], KeShawn Murphy, Miss. State (12/4/24)
Player Shot .900 With 10+ Field Goal Attempts	
By Pitt	9-of-10 [.900], Talib Zanna at Clemson (1/21/14)
By Opp.	11-of-12 [.917], Kyle Filipowski, Duke (1/9/24)
5+ 3pt Field Goals Made by a Player	
By Pitt	5, Roman Siulepa vs. Penn State (12/21/25)
By Opp.	5, Cruz Davis, Hofstra (12/7/25)
10+ 3pt Field Goal Attempts by a Player	
By Pitt	11, Barry Dunning, Jr. vs. Quinnipiac (11/23/25)
By Opp.	11, Bryce Lindsay, Villanova (12/13/25)
Player Shot .800 With 5+ 3pt Field Goal Attempts	
By Pitt	.833 (5-of-6), Roman Siulepa vs. Penn State (12/21/25)
By Opp.	1.000 (6-of-6), Chucky Hepburn, Louisville (3/1/25)
10+ Free Throws Made by a Player	
By Pitt	13, Jaland Lowe vs. Louisville (1/11/25)
By Opp.	13, Chucky Hepburn, Louisville (3/1/25)

15+ Free Throws Made by a Player	
By Pitt	15, John Hugley vs. Boston College (1/8/22)
By Opp.	16, Michael Sweetney, Georgetown (1/19/02)
10+ Free Throws Attempted by a Player	
By Pitt	10, Cameron Corhen vs. Ohio State (11/28/25)
By Opp.	10, Jeremiah Quigley, Binghamton (12/17/25)
15+ Free Throws Attempted by a Player	
By Pitt	15, John Hugley vs. NC State (2/12/22)
By Opp.	17, Chucky Hepburn, Louisville (3/1/25)
Player Shot 1.000 With 10+ Free Throw Attempts	
By Pitt	13-of-13, Jaland Lowe vs. Louisville (1/11/25)
By Opp.	10-of-10, John Tonje, Wisconsin (11/24/24)
10+ Rebounds by a Player	
By Pitt	12, Barry Dunning, Jr. vs. Texas A&M (12/2/25)
By Opp.	11, Demetrius Lilley, Binghamton (12/17/25)
15+ Rebounds by a Player	
By Pitt	18, John Hugley vs. Syracuse (1/25/21)
By Opp.	17, Baye Ndongo, Georgia Tech (2/25/25)
20+ Rebounds by a Player	
By Pitt	21, Justin Champagnie vs. Gardner-Webb (12/12/20)
By Opp.	23, Eddie Lampkin, Syracuse (1/25/25)
Two Players with 10 or More Rebounds	
By Pitt	Cameron Corhen (12) and Papa Amadou Kante (10) vs. Youngstown State (11/3/25)
By Opp.	Cameron Matthews (13) and Michael Nwoko (11) Mississippi State (12/4/24)
5+ Offensive Rebounds by a Player	
By Pitt	5, Cameron Corhen (12/13/25)
By Opp.	5, Jamichael Stillwell, UCF (11/20/25)
10+ Defensive Rebounds by a Player	
By Pitt	12, Cameron Corhen vs. Longwood (11/7/25)
By Opp.	12, Bruce Thornton, Ohio State (11/28/25)
10+ Assists by a Player	
By Pitt	10, Jaland Lowe vs. Boston College (3/8/25)
By Opp.	10, Bruce Thornton, Ohio State (11/29/24)
5+ Blocked Shots by a Player	
By Pitt	5, Zack Austin vs. North Carolina (1/28/25)
By Opp.	5, Ryan Dunn, Virginia (2/13/24)
5+ Steals by a Player	
By Pitt	5, Damarco Minor vs. Ohio State (11/28/25)
By Opp.	6, Ja'von Franklin, Georgia Tech (3/8/23)
Double-Double by a Player	
By Pitt	18/12, Barry Dunning, Jr. vs. Texas A&M (12/2/25)
By Opp.	13/11, Demetrius Lilley, Binghamton (12/17/25)
Two Players with Double-Doubles in a Game	
By Pitt	21/10, Ishmael Leggett vs. Miami (2/15/25)
	11/10, Zack Austin vs. Miami (2/15/25)
By Opp.	15/12, Ian Schieffelin, Clemson (2/27/24)
	15/10, PJ Hall, Clemson (2/27/24)

20 - 20 Games (Points - Rebounds)	
By Pitt	24/21, Justin Champagnie vs. Gardner-Webb (12/12/20)
By Opp.	42/20, Bruce King, Iowa (12/30/76)
20 - 10 Game (Points - Rebounds)	
By Pitt	23/12, Cameron Corhen vs. Youngstown State (11/3/25)
By Opp.	21/13, Rashaun Agee, Texas A&M (12/9/25)
20 - 10 Game (Points - Assists)	
By Pitt	21/10, Xavier Johnson vs. Louisville (1/9/19)
By Opp.	24/10, Bruce Thornton, Ohio State (11/29/24)
30 - 10 Game (Points - Rebounds)	
By Pitt	32/13, John Hugley vs. Boston College (1/8/22)
By Opp.	30/12, Quinten Post, Boston College (3/2/24)
Triple-Double by a Player^	
By Pitt	11/10/10, Jaland Lowe vs. VMI (11/18/24)
By Opp.	14/10/11, Mike Griffin, Syracuse (2/27/01)

*Double-doubles are points and rebounds unless otherwise indicated
^Triple-doubles are points, rebounds, and assists

PITT MISCELLANEOUS STATISTICS

Games as Leading Scorer	
Cameron Corhen	5
Barry Dunning, Jr.	5
Damarco Minor	2
Roman Siulepa	2
Brandin Cummings	1
Games as Leading Rebounder	
Cameron Corhen	9
Barry Dunning, Jr.	2
Damarco Minor	1
Papa Amadou Kante	1
Roman Siulepa	1
Nojas Indrusaitis	1
Games Leading in Assists	
Damarco Minor	7
Omari Witherspoon	5
Cameron Corhen	2
Brandin Cummings	2
Papa Amadou Kante	1
30+ Point Scoring Games	
Brandin Cummings	1
20+ Point Scoring Games	
Barry Dunning, Jr.	2
Roman Siulepa	2
Cameron Corhen	1
Damarco Minor	1
Brandin Cummings	1
Double-Figure Scoring Games	
Cameron Corhen	10
Barry Dunning, Jr.	8
Damarco Minor	7
Nojas Indrusaitis	6
Omari Witherspoon	6
Brandin Cummings	5
Roman Siulepa	5
Double-Figure Rebound Games	
Cameron Corhen	5
Papa Amadou Kante	2
Barry Dunning, Jr.	1
Double-Figure Assist Games	
-	-
Double-Doubles	
Cameron Corhen	4
Barry Dunning, Jr.	1
Triple-Doubles	
-	-
Pitt's First Substitution	
Nojas Indrusaities	10
Barry Dunning, Jr.	2
Brandin Cummings	2
Papa Amadou Kante	1
Omari Witherspoon	1
Kieran Mullen	1
Offensive Fouls Drawn	
Opponent	15
Pitt	6
Damarco Minor	2
Brandin Cummings	2
Nojas Indrusaitis	1
Barry Dunning, Jr.	1
Jump Balls Controlled	
Opponent	8
Pitt	5
Cameron Corhen	5
Four-Point Plays	
Opponent	0
Pitt	2
Damarco Minor	1
Nojas Indrusaitis	1

Three-Point Plays	
Opponent	17
Pitt	14
Cameron Corhen	4
Barry Dunning, Jr.	3
Nojas Indrusaitis	2
Omari Witherspoon	2
Brandin Cummings	1
Damarco Minor	1
Roman Siulepa	1
Dunks	
Opponent	14
Pitt	34
Cameron Corhen	14
Roman Siulepa	7
Barry Dunning, Jr.	5
Papa Amadou Kante	4
Damarco Minor	2
Nojas Indrusaitis	1
Omari Witherspoon	1
Kieran Mullen	1
Technical Fouls / Flagrant 1s	
Opponent	2
Pitt	3
Nojas Indrusaitis	1
Jeff Capel	1
Cameron Corhen	1
Largest Halftime Lead	
23 (57-34), vs. Binghamton (12/17/25)	
Largest Halftime Deficit	
13 (36-23), Hofstra (12/7/25)	
Largest Halftime Deficit Overcome to Win	
-	
Largest Deficit Overcome to Win	
8 (14-6 - 1st, 14:31), vs. Youngstown State (11/3/25)	
Largest Pitt Lead	
40 (82-42 - 2nd, 3:59), vs. Bucknell (11/17/25)	
40 (94-54 - 2nd, 4:45), vs. Binghamton (12/17/25)	
40 (99-59 - 2nd, 2:12), vs. Binghamton (12/17/25)	
40 (101-61 - 2nd, 1:25), vs. Binghamton (12/17/25)	
40 (103-63 - 2nd, 0:27), vs. Binghamton (12/17/25)	
Largest Pitt Deficit	
24 (66-42 - 2nd, 4:43) at West Virginia (11/13/25)	
Largest Pitt Win	
40 (103-63), vs. Binghamton (12/17/25)	
Largest Pitt Defeat	
22 (71-49), at West Virginia (11/13/25)	
Most Consecutive Points Scored	
16, vs. Texas A&M (12/2/25)	
Most Consecutive Points Allowed	
17, Hofstra (12/7/25)	
Longest Winning Streak	
3 (11/3/25 - 11/10/25)	
Longest Losing Streak	
3 (12/2/25 - 12/13/25)	
Largest Home Crowd	
6,299, vs. Ohio State (11/28/25)	
Largest Road Crowd	
12,453, at West Virginia (11/13/25)	
Largest Neutral Crowd	
8,191, vs. Penn State (12/21/25)	

PITT'S 2025-26 RECORD WHEN ...

Plays at home	6-3
Plays on the road	0-2
Plays at neutral site	1-1
Plays a ranked opp. (AP)	0-0
Record vs. the ACC (regular season)	0-0
Record against non-conference	7-6
Wins the game before	3-3
Loses the game before	3-3
Leads at half	7-0
Trails at half	0-6
Tied at half	0-0
Plays an overtime game	0-0
Shoots 50% or better	4-0
Opp. shoots 50% or better	0-5
Shoots better than opp.	6-1
Shoots worse than opp.	1-5
Shoots same as opp.	0-0
Has more FTs made than opp.	3-2
Has equal FTs made	0-0
Has fewer FTs made than opp.	4-4
Outrebounds opp.	7-2
Is outrebounded	0-3
Has equal rebounds	0-1
Has more TOs than opp.	2-5
Has equal or fewer TOs than opp.	5-1
Scores more/equal bench pts.	4-3
Scores fewer bench pts.	3-3
Makes 7-9 3-Pt. shots	0-3
Makes 10+ 3-Pt. shots	4-1
No Pitt player fouls out	6-6
1+ Pitt player fouls out	1-0
Has 15-19 assists	2-0
Has 20+ assists	2-0
Wears white uniforms	6-3
Wears gold uniforms	0-0
Wears blue uniforms	1-2
Wears black uniforms	0-1
Plays in tournaments	0-2
Plays on television	2-5
Plays in November	5-3
Plays in December	2-3
Plays in January	0-0
Plays in February	0-0
Plays in March	0-0
Plays during the day	1-2
Plays at night	6-4
Plays on Sunday	1-2
Plays on Monday	3-0
Plays on Tuesday	0-1
Plays on Wednesday	1-0
Plays on Thursday	0-2
Plays on Friday	2-0
Plays on Saturday	0-1
Margin is 5 pts. or less	1-0
Margin is 6-10 pts.	0-4
Margin is between 11-20	3-1
Margin is more than 20	3-1
Has a 20-pt. scorer	5-2
Has a 30-pt. scorer	0-1
Scores 59 points or less	0-1
Scores 60-69 points	1-2
Scores 70-79 points	3-3
Scores 80-89 points	2-0
Scores 90-99 points	0-0
Scores 100+ points	1-0

PITT BASKETBALL IN THE AP POLL

The Pitt basketball program has held a prominent spot in the national basketball scene and the final national rankings are just one area to measure the Panthers success in that span. Pitt has finished in the Associated Press top 25 nine times since the 2001-02 season, including four times concluding the year ranked in the top 10 in the nation.

- Pitt has been ranked in the top 25 of the AP Poll at some point in 16 of the past 23 seasons.
- Pitt concluded the 2002-03, 2008-09, and 2010-11 seasons ranked No. 4 in the AP Poll.
- Pitt claimed its first No. 1 ranking in the AP Poll during the 2008-09 season.
- The Panthers have been ranked in the AP top 25 a total of 262 weeks.
- Pitt has been ranked in the top 10 of the AP Poll 117 times.
- The Panthers spent the entire 2008-09 season ranked in the top 10 of the AP Poll, including 17 weeks in the top 5 and three weeks ranked No. 1 overall.

AP POLL RECORDS								
ALL-TIME RECORD - RANKED			ALL-TIME RECORD - VS. RANKED					
Rk	W-L	Pct.	Rk	W-L	Pct.			
1	3-2	.600	1	2-18	.100			
2	11-6	.647	2	3-11	.214			
3	24-4	.857	3	5-15	.250			
4	36-7	.837	4	6-11	.353			
5	25-2	.926	5	8-9	.471			
6	17-4	.810	6	3-11	.214			
7	17-6	.739	7	3-5	.375			
8	8-5	.615	8	4-12	.250			
9	13-9	.591	9	8-11	.421			
10	15-3	.833	10	3-12	.200			
11	14-5	.737	11	7-21	.250			
12	11-4	.733	12	8-14	.364			
13	18-6	.750	13	7-8	.467			
14	11-2	.846	14	2-17	.105			
15	14-4	.778	15	8-12	.400			
16	11-7	.611	16	3-11	.214			
17	26-8	.765	17	5-10	.333			
18	13-10	.565	18	2-15	.118			
19	4-2	.667	19	6-13	.316			
20	14-6	.700	20	10-8	.556			
21	3-2	.600	21	1-11	.083			
22	17-11	.607	22	1-3	.250			
23	6-1	.857	23	4-5	.444			
24	8-3	.727	24	2-7	.222			
25	4-5	.444	25	7-5	.583			
Total	343-124	.734	Total	117-277	.297			

PITT IN THE AP POLL	
Total Polls Ranked	262
Top 10 Rankings	117
Longest Consecutive Polls Ranked	60
Current Streak	1
Years Ranked	
Total Years	25
Consecutive Years	13
Current Streak	1
Final Poll	
Total Polls	12
Top 10	5
High Rank	4
No. 1 Ranking	
Total Rankings	3
Most No. 1 Weeks in Succession	2
Weeks Ranked By Ranking	
First Ranked: Dec. 16, 1958 (No. 18)	
Last Ranked: Dec. 2, 2024 (No. 18)	
Rank	Weeks
No. 1	3
No. 2	11
No. 3	16
No. 4	21
No. 5	15
No. 6	12
No. 7	12
No. 8	7
No. 9	13
No. 10	10
No. 11	10
No. 12	9
No. 13	10
No. 14	8
No. 15	10
No. 16	13
No. 17	18
No. 18	12
No. 19	3
No. 20	12
No. 21	3
No. 22	14
No. 23	6
No. 24	8
No. 25	5

2025-26 BOX SCORES



Official Basketball Box Score - Final
Youngstown St. at Pittsburgh
11/03/25 Petersen Events Center, Pittsburgh
2025-26 Men's Basketball

Game Time: 7:00 PM
Game Duration: 2:09
Attendance: 5,050

Officials: Eric Lewis, Ron Tyburski, Jeremy Mosier

Youngstown St. - 59

Record: 0-1

NO.	Name	Min	FG M-A	3P M-A	FT M-A	Rebounds OR DR TOT	Fouls PF FD	TP	AS	TO	ST	Blocks BS BA	+/-
2	Rich Rolf	F 30:17	2-5	1-3	1-2	1 1 2	1 1	6	0	1	3	2 1	-16
4	Tyler Robnett	F 19:21	0-1	0-1	0-0	0 1 1	2 0	0	1	1	0	1 0	-4
9	Bryson Dawkins	F 24:00	1-6	0-3	0-0	0 1 1	1 1	2	1	2	0	0 1	-18
15	Cris Carroll	F 25:38	7-12	3-8	1-2	2 1 3	4 4	18	0	1	1	1 0	0
0	Jason Nelson	G 26:26	5-9	3-5	2-2	1 3 4	4 4	15	1	2	0	0 1	-4
1	Cam Polak	21:02	4-11	1-6	0-0	2 3 5	2 1	9	0	0	1	0 0	-11
10	Imanuel Zorogvol	15:14	1-1	0-0	1-3	0 2 2	2 3	3	0	2	0	2 0	-6
6	Andrew King	16:27	0-1	0-0	0-0	0 0 0	0 0	0	1	2	0	0 0	-11
77	Rontavious Blackshear	21:35	2-10	2-7	0-0	1 2 3	4 0	6	3	0	0	0 0	-5
Team						1 2 3	1 0	0	1				
Totals			22-56	10-33	5-9	8 16 24	21 14	59	7	12	5	6 3	-15

Major Fouls: Coach (TF) 2 1st 5:57

Pittsburgh - 74

Record: 1-0

NO.	Name	Min	FG M-A	3P M-A	FT M-A	Rebounds OR DR TOT	Fouls PF FD	TP	AS	TO	ST	Blocks BS BA	+/-
2	Cameron Corhen	F 34:33	8-11	1-1	6-7	4 8 12	4 6	23	0	4	0	2 0	16
13	Roman Siulepa	F 17:05	2-7	0-2	0-1	4 2 6	0 1	4	1	2	1	1 0	-3
3	Brandin Cummings	G 31:41	4-8	2-4	8-11	0 2 2	2 7	18	1	2	2	0 1	10
7	Damarco Minor	G 29:42	2-5	0-1	4-4	1 5 6	1 1	8	3	2	2	0 1	12
8	Omari Witherspoon	G 23:18	1-6	0-1	0-0	0 1 1	2 0	2	2	3	1	0 1	6
25	Nojus Indrusaitis	31:03	4-7	3-5	2-2	1 3 4	3 1	13	2	3	2	0 1	23
22	Barry Dunning Jr.	08:22	0-3	0-2	2-2	0 1 1	1 1	2	0	0	0	0 0	-1
4	Papa Amadou Kanté	21:35	2-5	0-1	0-0	5 5 10	2 1	4	2	0	1	0 1	17
21	Macari Moore	02:41	0-1	0-0	0-0	0 0 0	1 0	0	0	0	0	0 1	-5
Team						2 4 4	0 0	0	2				
Totals			23-53	6-17	22-27	17 29 46	14 20	74	11	18	9	3 6	15

Major Fouls: NONE

	YSU	PITT
Biggest lead	8 (1 st 14:31)	17 (2 nd 1:24)
Best Scoring Run	6 (1 st 5:35)	9 (1 st 0:30)
Lead Changes	3	
Times Tied	2	
Time with Lead	13:55	24:23

Points from	YSU	PITT
Turnovers	15	20
Paint	24	30
Second Chance	4	18
Fast Breaks	6	13
Bench	18	19

Period by Period Scoring			
	1st	2nd	TOT
YSU	28	31	59
PITT	34	40	74

Shooting By Period		
1 st FG%	11-31	35.5%
3PT%	3-10	30.0%
FT%	9-11	81.8%
2 nd FG%	12-22	54.5%
3PT%	3-7	42.9%
FT%	13-16	81.3%
GM FG%	23-53	43.4%
3PT%	6-17	35.3%
FT%	22-27	81.5%

Dead Ball Rebounds: 2 0



Official Basketball Box Score - Final
Longwood at Pittsburgh
11/07/25 Petersen Events Center, Pittsburgh
2025-26 Men's Basketball

Game Time: 7:00 PM
Game Duration: 2:09
Attendance: 5,134

Officials: Tommy Morrissey, Doug Simons, Michael Kits

Longwood - 60

Record: 1-1

NO.	Name	Min	FG M-A	3P M-A	FT M-A	Rebounds OR DR TOT	Fouls PF FD	TP	AS	TO	ST	Blocks BS BA	+/-
0	Johan Nzilemi	F 30:56	7-13	0-1	2-2	2 2 4	3 3	16	0	1	2	0 3	-13
77	Elijah Tucker	F 24:46	3-10	0-0	1-1	3 2 5	4 2	7	0	1	1	0 1	-7
1	Jacoi Hutchinson	G 26:56	5-9	0-1	3-4	0 2 2	2 4	13	6	0	1	0 0	-8
3	Alphonzo Billups III	G 22:26	4-12	3-8	0-0	1 1 2	3 1	11	1	0	1	1 1	-13
4	Emanuel Richards	G 24:56	0-7	0-1	0-0	0 2 2	4 1	0	0	2	2	0 1	-4
2	Redd Thompson Jr.	11:15	0-4	0-3	0-0	1 1 2	4 0	0	1	2	0	0 0	-4
5	KJ McClurg	16:38	0-2	0-1	2-2	0 2 2	1 1	2	0	0	1	0 0	-9
23	Elijah Jones	16:21	1-3	0-1	2-2	2 1 3	3 1	4	0	0	1	0 0	-10
24	Jaylen Benard	18:23	2-8	1-4	0-1	0 6 6	2 3	5	1	1	1	0 0	-16
11	Jaylin Payne	06:13	0-1	0-0	2-2	0 2 2	1 1	2	1	0	0	0 0	-4
7	Elijah Kelly	00:35	0-0	0-0	0-0	0 0 0	0 0	0	0	0	0	0 0	-1
8	Isaiah Katsala	00:35	0-0	0-0	0-0	0 0 0	0 0	0	0	0	0	0 0	-1
Team						3 2 5	0 0	0	0				
Totals			22-69	4-20	12-14	12 23 35	28 17	60	10	7	10	1 6	-18

Major Fouls: NONE

Pittsburgh - 78

Record: 2-0

NO.	Name	Min	FG M-A	3P M-A	FT M-A	Rebounds OR DR TOT	Fouls PF FD	TP	AS	TO	ST	Blocks BS BA	+/-
2	Cameron Corhen	F 36:16	1-2	0-1	4-5	1 12 13	3 5	6	2	3	1	2 0	14
13	Roman Siulepa	F 23:07	4-7	1-3	3-5	2 1 3	2 4	12	2	1	0	1 0	6
3	Brandin Cummings	G 33:40	5-10	5-8	4-5	1 1 2	2 7	19	3	1	0	0 0	18
7	Damarco Minor	G 34:00	5-8	4-7	9-10	1 5 6	3 6	23	3	2	0	0 0	9
8	Omari Witherspoon	G 22:11	2-7	1-4	1-2	0 1 1	2 1	6	4	0	1	1 0	8
25	Nojus Indrusaitis	24:16	2-9	1-5	1-5	0 6 6	2 2	6	2	3	0	0 1	15
4	Papa Amadou Kanté	19:58	2-3	0-0	0-1	3 5 8	3 2	4	0	1	0	1 0	18
22	Barry Dunning Jr.	06:33	0-4	0-2	2-2	1 2 3	1 0	2	0	2	0	1 0	2
Team						2 4 6	0 0	0	0				
Totals			21-50	12-30	24-35	11 37 48	17 28	78	16	14	2	6 1	18

Major Fouls: NONE

	LONG	PITT
Biggest lead	2 (1 st 13:36)	18 (2 nd 2:35)
Best Scoring Run	10 (2 nd 18:38)	10 (1 st 1:13)
Lead Changes	4	
Times Tied	8	
Time with Lead	01:50	30:46

Points from	LONG	PITT
Turnovers	11	7
Paint	34	16
Second Chance	8	10
Fast Breaks	9	9
Bench	13	12

Period by Period Scoring			
	1st	2nd	TOT
LONG	28	32	60
PITT	33	45	78



Official Basketball Box Score - Final
Eastern Mich. at Pittsburgh
11/10/25 Petersen Events Center, Pittsburgh
2025-26 Men's Basketball

Game Time: 7:00 PM
Game Duration: 2:01
Attendance: 4,572

Officials: Lee Cassell, Tony Henderson, Kellen Milner

Eastern Mich. - 66

Record: 1-1

NO.	Name	Min	FG M-A	3P M-A	FT M-A	Rebounds OR DR TOT	Fouls PF FD	TP	AS	TO	ST	Blocks BS BA	+/-
4	Mohammad Habbab	F 36:36	5-13	1-2	4-4	1 6 7	3 5	15	2	1	0	1 2	-4
13	Godslove Nwabude	F 18:31	0-1	0-1	2-2	1 3 4	3 1	2	0	2	0	1 0	-11
2	Carlos Hart	G 34:32	8-16	0-2	3-4	1 6 7	3 3	19	1	1	2	1 0	-4
3	Mehki Ellison	G 20:38	1-3	1-1	1-2	1 2 3	1 2	4	1	1	1	0 0	-7
9	Addison Patterson	G 33:49	6-13	0-3	1-1	3 3 6	4 3	13	4	1	0	1 2	-2
1	Mak Mancel	08:27	1-2	1-2	0-0	0 0 0	1 0	3	1	1	0	0 0	-5
5	Braelon Green	10:31	0-2	0-0	0-0	0 0 0	1 0	0	0	0	1	0 0	-10
33	John Shanu II	04:11	0-0	0-0	0-0	0 0 0	1 0	0	0	0	0	0 0	-7
35	Merritt Alderink	07:16	0-4	0-1	1-2	2 1 3	0 1	1	0	0	1	0 1	-5
7	Aiden Rubio	G 13:26	0-2	0-1	0-0	0 3 3	1 0	0	0	0	0	0 0	-8
10	Jon Sanders	09:56	1-3	1-1	6-6	0 0 0	1 4	9	1	0	0	0 1	4
0	Gregory Lawson	01:31	0-0	0-0	0-0	0 0 0	0 0	0	0	1	0	0 0	-2
8	Mbaye N'Diaye	00:36	0-0	0-0	0-0	0 0 0	0 0	0	0	0	0	0 0	1
Team						1 2 3	0 0	0	1				
Totals			22-59	4-14	18-21	10 26 36	19 19	66	10	10	4	4 6	-12

Major Fouls: NONE

Pittsburgh - 78

Record: 3-0

NO.	Name	Min	FG M-A	3P M-A	FT M-A	Rebounds OR DR TOT	Fouls PF FD	TP	AS	TO	ST	Blocks BS BA	+/-
2	Cameron Corhen	F 36:30	7-11	0-0	2-4	2 5 7	5 4	16	1	2	0	2 0	15
13	Roman Siulepa	F 23:59	4-9	1-2	2-4	0 5 5	1 2	11	1	0	1	0 1	5
7	Damarco Minor	G 37:50	5-9	1-3	1-1	1 6 7	4 1	12	6	2	4	0 2	7
8	Omari Witherspoon	G 30:31	6-11	2-4	1-3	1 1 2	2 3	15	2	1	0	2 0	16
25	Nojus Indrusaitis	G 27:41	4-7	1-3	0-0	0 3 3	4 2	9	1	0	0	0 0	4
4	Papa Amadou Kanté	18:24	2-3	0-1	4-8	1 4 5	0 5	8	0	1	1	0 0	4
22	Barry Dunning Jr.	20:56	2-8	1-4	2-3	4 2 6	3 2	7	3	1	0	1 1	5
21	Macari Moore	04:09	0-2	0-1	0-0	0 1 1	0 0	0	0	0	1	0 0	4
Team						0 2 2	0 0	0	1				
Totals			30-60	6-18	12-23	9 29 38	19 19	78	14	8	6	6 4	12

Major Fouls: NONE

	EMU	PITT
Biggest lead	4 (1 st 19:10)	18 (1 st 5:51)
Best Scoring Run	6 (1 st 3:14)	11 (1 st 13:12)
Lead Changes	3	
Times Tied	0	
Time with Lead	03:15	36:32

Points from	EMU	PITT
Turnovers	11	12
Paint	28	44
Second Chance	8	11
Fast Breaks	14	11
Bench	13	15

Period by Period Scoring			
	1st	2nd	TOT
EMU	32	34	66
PITT	45	33	78

Shooting By Period		
1 st FG%	19-34	55.9%
3PT%	3-9	33.3%
FT%	4-6	66.7%
2 nd FG%	11-26	42.3%
3PT%	3-9	33.3%
FT%	8-17	47.1%
GM FG%	30-60	50.0%
3PT%	6-18	33.3%
FT%	12-23	52.2%

2025-26 BOX SCORES



Official Basketball Box Score - Final
Bucknell at Pittsburgh
11/17/25 Petersen Events Center, Pittsburgh
2025-26 Men's Basketball

Game Time: 7:00 PM
Game Duration: 2:08
Attendance: 4,674

Officials: Bill Covington, Jr., Clarence Armstrong, Isaac Barnett

Bucknell - 50

Record: 2-3

NO.	Name	Min	FG	3P	FT	Rebounds		Fouls	TP	AS	TO	ST	Blocks	B/+			
			M	A	M	OR	TR	OT	M	A	S	T	B				
4	Ruot Bijek	F 27:12	3-9	1-6	4-4	1	2	3	1	5	1	3	0	1	-27		
22	Amon Dörries	F 28:41	1-7	0-2	7-8	1	2	3	1	6	9	2	2	1	0	-21	
2	Jayden Williams	G 23:35	1-5	1-1	0-0	0	1	1	0	0	3	1	1	0	0	-20	
10	Brandon McCreesh	G 25:19	3-5	1-2	0-1	1	4	5	2	7	3	0	1	2	1	-19	
24	Achile Spadone	G 26:16	1-5	1-3	0-0	0	4	4	2	1	3	0	2	1	0	-22	
5	Josh Fulton	13:01	1-2	0-0	0-0	0	1	1	2	0	2	2	0	0	0	-3	
23	Grgur Brlic	13:20	0-5	0-0	1-2	3	2	5	2	2	1	0	2	1	0	-13	
3	Aleksander Pachucki	15:35	2-5	1-4	3-4	0	1	1	1	3	8	1	1	1	0	-22	
1	Jacob Meachem	10:25	1-3	1-2	2-2	0	0	0	2	2	5	1	3	0	0	-14	
12	Quin Berger	07:52	0-1	0-1	0-0	0	2	2	1	0	0	0	1	1	0	-4	
0	Patrick O'Brien	02:44	0-0	0-0	1-2	0	0	0	0	1	1	0	0	0	0	-5	
Team			4 0 4 0 0 0 1														
Totals			13-47	6-21	18-23	10	19	29	14	22	50	11	16	6	3	2	-34

Major Fouls: NONE

Shooting By Period	
1 st FG%	8-22 36.4%
3PT%	4-10 40.0%
FT%	5-9 55.6%
2 nd FG%	5-25 20.0%
3PT%	2-11 18.2%
FT%	13-14 92.9%
GM FG%	13-47 27.7%
3PT%	6-21 28.6%
FT%	18-23 78.3%

Dead Ball Rebounds: 2, 0

Pittsburgh - 84

Record: 4-1

NO.	Name	Min	FG		3P	FT		Rebounds		Fouls		TP	AS	TO	ST	Blocks		+/-
			M	A		M	A	OR	DR	TOT	PF					FD	BS	
2	Cameron Corhen	F 30:34	3-8	0-1	5-6	4	3	7	3	4	11	4	5	2	0	1	39	
13	Roman Sulepa	F 21:53	3-5	0-1	1-2	1	0	1	5	1	7	1	0	1	0	0	20	
3	Brandin Cummings	G 19:02	4-7	1-3	2-2	0	0	0	1	2	11	0	0	1	0	0	12	
7	Damarco Minor	G 20:12	2-3	2-3	0-0	0	4	4	1	1	6	2	2	0	0	0	19	
8	Omari Witherspoon	G 25:14	5-8	1-2	0-2	1	1	2	3	3	11	5	1	3	1	0	30	
25	Nojus Indrusaitis	16:36	4-8	2-3	1-2	0	4	4	2	2	11	2	3	1	0	0	9	
22	Barry Dunning Jr.	27:10	8-13	7-11	0-0	1	6	7	2	0	23	0	0	1	1	0	31	
4	Papa Amadou Kante	22:30	1-3	0-0	0-0	4	7	11	3	1	2	5	0	0	0	0	13	
21	Macari Moore	11:37	0-2	0-0	0-0	2	1	3	2	0	0	1	2	1	0	1	1	
12	Kieran Mullen	05:12	1-4	0-1	0-0	1	1	2	1	0	2	0	0	0	0	1	-4	
Team								1	0	1	0	0						
Totals			31-61	13-25	9-14	15	27	42	22	14	84	20	13	10	2	3	34	
Major Fouls: NONE																		

Major Fouls: NONE

Shooting By Period	
1 st FG%	15-27 55.6%
3PT%	5-10 50.0%
FT%	3-4 75%
2 nd FG%	16-34 47.1%
3PT%	8-15 53.3%
FT%	6-10 60%
GM FG%	31-61 50.8%
3PT%	13-25 52.0%
FT%	9-14 64.3%

Dead Ball Rebounds: 1, 0

BUCK PITT

Points from Turnovers		BUCK		PITT	
1st	2nd	1st	2nd	1st	2nd
Paint	14	26	Paint	14	26
Second Chance	5	16	Second Chance	5	16
Fast Breaks	4	10	Fast Breaks	4	10
Bench	17	38	Bench	17	38

Period by Period Scoring			
	1st	2nd	TOT
BUCK	25	25	50
PITT	38	46	84



Official Basketball Box Score - Final
Pittsburgh at UCF
11/20/25 Ocean Center, Daytona Beach, FL
2025 Skycamer Legends Classic

Game Time: 7:00 PM
Game Duration: 2:00
Attendance: 1,006

Officials:

Pittsburgh - 67

Record: 0-1

NO.	Name	Min	FG	3P	FT	Rebounds	Fouls	TP	AS	TO	ST	Blocks	+/-				
			M-A	M-A	M-A	Off Tot	Off Tot										
2	Cameron Corhen	F 35:27	6-13	0-4	5-6	3	11	3	17	2	3	0	-6				
13	Roman Sulepa	F 11:59	1-3	0-0	0-0	0	0	2	0	1	1	0	-4				
3	Brandin Cummings	G 29:34	2-9	0-3	3-3	0	0	4	2	7	1	1	-11				
7	Damarco Minor	G 33:04	5-8	4-7	0-0	0	4	4	2	14	4	3	-9				
8	Omari Witherspoon	G 25:07	1-4	0-2	1-3	0	1	1	0	2	3	0	-19				
22	Barry Dunning Jr.	32:29	3-7	2-6	6-6	2	4	6	2	14	1	1	-5				
25	Nojus Indrusaitis	26:12	2-8	1-5	3-3	0	1	3	3	8	1	1	3				
4	Papa Amadou Kante	06:08	1-2	0-0	0-0	1	1	2	0	2	0	0	1				
Team						1	2	3	0	0	0						
Totals			21-54	7-27	18-21	12	16	28	16	15	67	9	12	4	5	0	-10

Major Fouls: NON

Major Fouls: NONE

UCF - 77

Record: 1-0

No.	Name		Min	FG		3P	FT		Rebounds	Fouls	PF	TD	AS	TO	ST	Blocks		+/-
				M	A	M	A	DR								OT	BS	
4	Jamichael Stillwell	F	32:21	5-9	1-2	1-1	5	6	11	0	2	12	2	3	2	0	0	1
99	Jordan Burks	F	24:27	4-9	0-4	1-1	1	3	4	0	2	9	0	1	0	0	1	5
7	John Bol	C	22:17	3-4	0-0	0-0	3	3	6	3	1	6	0	1	0	0	0	14
1	Themus Fulk	G	32:59	7-12	3-3	1-4	1	1	2	2	3	18	4	4	0	0	2	15
2	Riley Kugel	G	25:08	8-14	1-3	1-2	3	1	4	4	1	18	4	1	1	0	1	10
0	Jeremy Fournema		01:22	1-1	0-0	0-0	0	0	0	2	0	2	0	0	0	0	0	-1
11	Carmelo Pacheco		22:38	1-3	1-3	2-2	0	1	1	0	1	5	1	0	0	0	0	2
35	Devan Cambridge		19:26	2-4	0-1	1-2	1	3	4	1	4	5	1	0	1	0	1	8
5	Kris Parker		06:55	0-1	0-0	0-0	0	0	0	0	1	1	0	0	0	0	0	0
3	George Beale Jr.		07:46	1-4	0-2	0-0	0	0	0	0	1	1	2	0	0	0	0	-9
22	Chris Johnson		04:41	0-0	0-0	0-0	0	2	2	1	0	0	1	1	0	0	0	5
Team									2	1	3	0	0	0				
Totals				32-61	6-18	7-12	16	21	37	15	16	77	13	11	4	0	5	10

Major Fouls: NONE

PITT UCF

Points from Turnovers		PITT		UCF	
1st	2nd	1st	2nd	1st	2nd
Paint	28	46	Paint	28	46
Second Chance	11	24	Second Chance	11	24
Fast Breaks	0	10	Fast Breaks	0	10
Bench	24	14	Bench	24	14



Official Basketball Box Score - Final
Quinnipiac at Pittsburgh
11/23/25 Petersen Events Center, Pittsburgh
2025-26 Men's Basketball

Game Time: 5:00 PM
Game Duration: 2:00
Attendance: 4,721

Officials: Lee Cassell, Jemel Spearman, Anthony Eades

Quinnipiac - 83

Record: 4-2

NO.	Name	Min	FG		3P	FT	Rebounds			Fouls	TP	AS	TO	ST	Blocks		+/-	
			M-A	M-A	M-A	M-A	OR	DR	TOT	M-A	M-A	M-A	M-A	M-A				
2	Amari Monroe	F 30:41	9-13	4-6	3-4	1	2	3	2	2	25	3	4	4	0	2	8	
8	Grant Randall	F 34:56	5-7	3-3	2-2	1	4	5	1	1	15	0	0	1	0	0	-3	
12	Spence Wewe	F 15:32	3-4	0-0	1-2	4	1	5	3	1	7	0	0	0	0	0	-14	
3	Asim Jones	G 21:53	1-7	0-1	4-4	0	4	4	2	3	6	3	4	1	0	1	-4	
24	Jaden Zimmerman	G 31:42	3-10	1-4	1-4	0	1	1	3	4	8	0	2	0	0	0	9	
9	Nate Guerengomba	07:32	0-0	0-0	2-2	1	0	1	1	1	2	1	0	1	0	0	6	
21	Keith McKnight	28:44	3-4	0-0	1-4	0	7	7	1	3	7	1	2	2	3	1	15	
11	Samson Reilly	10:33	2-2	2-2	0-0	0	0	0	0	0	6	1	0	0	0	0	11	
4	Tai Turnage	18:07	2-2	1-1	2-2	0	1	1	1	2	7	2	2	0	0	0	12	
Team								0	1	0	0	0	1					
Totals			28-49	11-17	16-24	7	21	28	14	17	83	16	15	9	3	4	8	
Major Fouls: NONE																		
Pittsburgh - 75			Record: 4-3															

Major Fouls: NONE

Shooting By Period		
1 st	FG%	17-25 68.0%
	3PT%	6-9 66.7%
	FT%	7-8 87.5%
2 nd	FG%	11-24 45.8%
	3PT%	5-8 62.5%
	FT%	9-16 56.3%
GM	FG%	28-49 57.1%
	3PT%	11-17 64.7%
	FT%	16-24 66.7%

2025-26 BOX SCORES

NCAA

Official Basketball Box Score - Final

Texas A&M at Pittsburgh

12/02/25 Petersen Events Center, Pittsburgh

2025-26 Men's Basketball

Game Time: 7:00 PM

Game Duration: 2:03

Attendance: 4,945

NCAA

Official Basketball Box Score - Final

Hofstra at Pittsburgh

12/07/25 Petersen Events Center, Pittsburgh, Pa.

2025-26 Men's Basketball

Game Time: 4:00 PM

Game Duration: 2:06

Attendance: 4,660

Officials: Bert Smith, Eric Lewis, Lamar Simpson

Officials: Pat Driscoll, Evon Burroughs, Jemel Spearman

Texas A&M - 81

Record: 7-2

NO.	Name	Min	FG	3P	FT	Rebounds	Fouls	TP	AS	TO	ST	Blocks	+/-
			M-A	M-A	M-A	OR DR TOT	PF PD					BS BA	
12	Rashaun Agee	F 27:45	7-14	1-1	6-7	4 9 13	0 4 2	21	4	0	4	2 1 17	
21	Mackenzie Mgbako	F 19:57	2-5	2-4	0-0	2 1 3	3 0 6	0	4	0	0	0 0 5	
0	Marcus Hill	G 19:59	1-2	0-1	1-2	0 0 0	1 1 3	1	3	1	2	0 0 0 0	0
5	Jacari Lane	G 31:00	5-8	0-2	4-4	0 0 0	1 2 14	5	0	2	0	0 0 16	
9	Ruben Dominguez	G 30:10	5-10	4-8	4-4	1 1 2	1 3 18	0	0	0	0	0 0 1 8	
7	Zach Clemence	12:34	1-5	0-0	1-1	2 0 2	1 1 3	1	0	1	0	1 0 1 3	
1	Josh Holloway	09:00	1-3	0-1	0-0	0 2 2	0 0 2	1	1	0	0	1 0 1 -8	
2	Pop Isaacs	08:44	1-2	1-2	0-0	0 0 0	0 0 0	3	1	1	0	0 0 0 -1	
3	Rylan Griffen	21:07	2-6	1-3	4-4	0 3 3	1 2 9	0	1	0	0	0 0 0 9	
4	Jamie Vinson	03:25	0-0	0-0	0-0	0 0 0	1 0 0	1	0	0	0	1 0 0 -5	
6	Ali Dibba	08:30	0-3	0-1	0-0	1 2 3	1 0 0	1	0	0	0	0 0 0 -3	
33	Federiko Federiko	07:49	1-1	0-0	0-0	0 2 2	3 1 2	1	0	1	0	0 0 0 -1	
Team						4 2 6	0 0	0	0	0	0		
Totals			26:59	9:23	20:22	14 22 36	13 14 81	16	9	8	3	4 1 8	

Shooting By Period

1 st FG%	13-33 39.4%
3PT%	5-13 38.5%
FT%	4-5 80%
2 nd FG%	13-26 50.0%
3PT%	4-10 40.0%
FT%	16-17 94.1%
GM FG%	26-59 44.1%
3PT%	9-23 39.1%
FT%	20-22 90.9%
Dead Ball Rebounds: 1, 0	

Hofstra - 80

Record: 6-4

NO.	Name	Min	FG	3P	FT	Rebounds	Fouls	TP	AS	TO	ST	Blocks	+/-
			M-A	M-A	M-A	OR DR TOT	PF PD					BS BA	
4	Joshua DeCady	F 16:50	0-3	0-0	0-0	1 1 2	1 1 0	0	0	1	1	0 1 1 -11	
6	Victory Onueto	F 24:09	5-5	0-0	0-0	1 3 4	3 0 10	0	0	1	1	0 0 4	
1	Preston Edmead	G 33:22	0-6	0-4	8-9	0 2 2	3 6 8	4	1	0	0	0 0 2	
5	Cruz Davis	G 40:00	14-25	5-11	3-5	0 2 2	2 4 36	7	2	0	1	0 0 7	
25	German Plotnikov	G 38:20	3-4	2-3	0-0	1 4 5	1 1 8	1	0	0	0	0 0 10	
0	Biggie Patterson	25:10	2-5	0-1	1-2	1 4 5	2 3 5	1	1	1	0	1 0 1 12	
7	Jaeden Roberts	06:56	2-3	1-1	2-2	0 1 1	0 1 7	2	0	0	0	0 0 6	
3	Silas Sunday	15:13	3-4	0-0	0-0	3 0 3	2 0 6	2	1	0	0	0 0 5	
Team						1 1 2	0 0	0	1	1			
Totals			29:55	8:20	14:18	8 18 26	14 16 80	17	7	3	1 2 7		

Shooting By Period

1 st FG%	15-30 50.0%
3PT%	4-11 36.4%
FT%	2-3 66.7%
2 nd FG%	14-25 56.0%
3PT%	4-9 44.4%
FT%	12-15 80%
GM FG%	29-55 52.7%
3PT%	8-20 40.0%
FT%	14-18 77.8%
Dead Ball Rebounds: 4, 0	

33

Federico Federico

07:49

1-1

0-0

0-0

0

2

2

3

1

2

1

0

1

0

0

-1

Team

Totals

26:59

9:23

20:22

14

22

36

13

14

18

16

9

8

3

4

8

8

Pittsburgh - 73

Record: 5-4

NO.	Name	Min	FG	3P	FT	Rebounds	Fouls	TP	AS	TO	ST	Blocks	+/-
			M-A	M-A	M-A	OR DR TOT	PF PD					BS BA	
2	Cameron Corhen	F 38:49	6-8	0-1	3-4	2 6 8	2 4 15	0	3	0	0	0	0 -11
13	Roman Sulepa	F 11:17	2-5	0-2	0-2	0 1 1	1 2 4	0	0	0	0	0	0 -11
7	Damarco Minor	G 33:52	4-8	4-8	2-2	0 2 2	4 2 14	2	1	1	1	0	0 -4
8	Omari Witherspoon	G 31:49	2-10	1-4	2-3	0 1 1	3 2 7	8	2	2	0	0	0 -15
22	Barry Dunning Jr.	G 38:16	9-14	0-1	0-0	7 5 12	0 0 18	2	2	1	2	1	0 -9
25	Nojus Indrusaitis	25:17	6-14	3-8	0-0	1 3 4	2 2 15	1	3	1	0	0	1 0 3
3	Brandan Cummings	18:55	0-2	0-2	0-0	0 0 0	2 0 0	0	0	1	0	0	0 0 0 -3
12	Kieran Mullen	01:45	0-0	0-0	0-0	1 0 1	0 0 0	0	0	0	0	0	0 0 4
Team						1 2 3	0 0	0	0	0	0		
Totals			29:61	8:26	7:11	12 20 32	14 12 73	11	6	4	3	1 8	

Major Fouls: NONE

Shooting By Period

1st FG% 13-28 46.4%

3PT% 4-14 28.6%

FT% 3-5 60%

2nd FG% 16-33 48.5%

3PT% 4-12 33.3%

FT% 4-6 66.7%

GM FG% 29-61 47.5%

3PT% 8-26 30.8%

FT% 7-11 63.6%

Dead Ball Rebounds: 2, 0

Pittsburgh - 73

Record: 5-5

NO.	Name	Min	FG	3P	FT	Rebounds	Fouls	TP	AS	TO	ST	Blocks	+/-
			M-A	M-A	M-A	OR DR TOT	PF PD					BS BA	
2	Cameron Corhen	F 38:46	2-7	0-2	3-5	1 5 6	3 5 7	5	3	0	0	0	0 -5
13	Roman Sulepa	F 07:50	1-5	0-2	0-0	1 0 1	0 0 0	2	0	0	1	0	0 -2
7	Damarco Minor	G 31:42	1-4	1-3	4-4	0 2 2	4 2 7	2	0	0	0	0	0 -2
8	Omari Witherspoon	G 32:29	2-4	1-3	0-0	0 3 3	2 1 5	1	2	0	0	0	0 -1
22	Barry Dunning Jr.	G 40:00	4-7	2-4	3-4	3 5 8	2 2 13	1	3	1	2	0	0 -7
25	Nojus Indrusaitis	15:38	2-6	1-1	0-0	1 0 1	1 0 5	0	0	0	0	0	0 -16
3	Brandan Cummings	32:10	1-5	0-3	0-0	2 3 4	34 5	1	0	0	0	0	0 -5
12	Kieran Mullen	01:14	0-0	0-0	0-0	0 0 0	0 0 0	0	0	0	0	0	0 -2
21	Macari Moore	00:11	0-0	0-0	0-0	0 0 0	1 0 0	0	0	0	0	0	0 -1
Team						2 1 3	0 0	0	1				
Totals			22:48	10:23	19:22	8 18 26	16 14 73	14	10	2	2 1 7		

Major Fouls: NONE

Shooting By Period

1st FG% 9-26 34.6%

3PT% 2-9 22.2%

FT% 3-4 75%

2nd FG% 13-22 59.1%

3PT% 8-14 57.1%

FT% 16-18 88.9%

GM FG% 22-48 45.8%

3PT% 10-23 43.5%

FT% 19-22 86.4%

Dead Ball Rebounds: 3, 0

Best Scoring Run

Lead Changes

Times Tied

Time with Lead

35:41

02:31

TAMU

12 (2nd 11:55)

PITT

4 (2nd 6:23)

Points from Turnovers

Paint

Second Chance

Fast Breaks

3Pch

17

15

32

34

13

16

15

6

19

15

Period by Period Scoring

1st 2nd 3rd TOT

TAMU

35

46

81

PITT

33

40

73

Biggest lead

Best Scoring Run

Lead Changes

Times Tied

Time with Lead

17 (2nd 19:00)

8 (1st 3:04)

1

4

34:21

01:32

Hof

12 (8 18:41)

Pitt

2 (1st 18:41)

7 (2nd 15:41)

Points from Turnovers

Paint

Second Chance

Fast Breaks

Bench

12

38

6

4

18

39

Hof

36

44

80

Pitt

23

50

73

Period by Period Scoring

1st 2nd TOT

TAMU

35

46

81

PITT

33

40

73

Pittsburgh - 61										Major Fouls: NONE																																																																																																																																																																																																																																																					
Record: 5-6										Record: 3-9																																																																																																																																																																																																																																																					
<table><tr><th>NO.</th><th>Name</th><th>Min</th><th>FG</th><th>3P</th><th>FT</th><th>Rebounds</th><th>Fouls</th><th>TP</th><th>AS</th><th>TO</th><th>ST</th><th>Blocks</th><th>+/-</th></tr><tr><th></th><th></th><th></th><th>M-A</th><th>M-A</th><th>M-A</th><th>OR DR TOT</th><th>PF PD</th><th></th><th></th><th></th><th></th><th>BS BA</th><th></th></tr><tr><td>2</td><td>Cameron Corhen</td><td>F 28:52</td><td>4-9</td><td>0-0</td><td>2-2</td><td>5 2 7</td><td>4 2 10</td><td>1</td><td>2</td><td>0</td><td>0</td><td>0 1 -10</td><td></td></tr><tr><td>13</td><td>Roman Sulepa</td><td>F 19:40</td><td>0-3</td><td>0-1</td><td>0-0</td><td>2 2 4</td><td>4 1 0</td><td>2</td><td>2</td><td>0</td><td>0</td><td>0 0 -13</td><td></td></tr><tr><td>3</td><td>Brandin Cummings</td><td>G 27:42</td><td>2-8</td><td>0-5</td><td>2-2</td><td>0 1 1</td><td>2 1 4</td><td>6</td><td>4</td><td>1</td><td>0</td><td>0 0 -14</td><td></td></tr><tr><td>7</td><td>Damarco Minor</td><td>G 30:24</td><td>4-9</td><td>1-4</td><td>1-2</td><td>1 4 5</td><td>1 2 10</td><td>2</td><td>4</td><td>2</td><td>0</td><td>0 -15</td><td></td></tr><tr><td>22</td><td>Barry Dunning Jr.</td><td>G 39:04</td><td>7-11</td><td>3-6</td><td>0-1</td><td>1 4 5</td><td>3 2 17</td><td>0</td><td>1</td><td>0</td><td>1</td><td>0 -19</td><td></td></tr><tr><td>8</td><td>Omari Witherspoon</td><td>18:31</td><td>1-4</td><td>0-1</td><td>1-1</td><td>2 3 5</td><td>2 3 1</td><td>1</td><td>1</td><td>0</td><td>0</td><td>0 3</td><td></td></tr><tr><td>25</td><td>Nojus Indrusaitis</td><td>25:26</td><td>6-13</td><td>1-5</td><td>1-2</td><td>0 2 4</td><td>3 2 14</td><td>2</td><td>1</td><td>0</td><td>0</td><td>0 -7</td><td></td></tr><tr><td>12</td><td>Kieran Mullen</td><td>08:41</td><td>0-0</td><td>0-0</td><td>0-0</td><td>1 1 0</td><td>0 0 0</td><td>0</td><td>0</td><td>0</td><td>0</td><td>0 -8</td><td></td></tr><tr><td>21</td><td>Macari Moore</td><td>01:41</td><td>0-0</td><td>0-0</td><td>1-2</td><td>0 0 0</td><td>0 1 1</td><td>0</td><td>0</td><td>0</td><td>0</td><td>0 -1</td><td></td></tr><tr><td colspan="3">Team</td><td colspan="3"></td><td>3 1 4</td><td>0 0</td><td>0</td><td>0</td><td>0</td><td></td><td></td><td></td></tr><tr><td colspan="3">Totals</td><td>24:57</td><td>5:22</td><td>8:12</td><td>16 20 36</td><td>19 14 61</td><td>12</td><td>12</td><td>2 1 2</td><td>-18</td><td></td><td></td></tr></table>										NO.	Name	Min	FG	3P	FT	Rebounds	Fouls	TP	AS	TO	ST	Blocks	+/-				M-A	M-A	M-A	OR DR TOT	PF PD					BS BA		2	Cameron Corhen	F 28:52	4-9	0-0	2-2	5 2 7	4 2 10	1	2	0	0	0 1 -10		13	Roman Sulepa	F 19:40	0-3	0-1	0-0	2 2 4	4 1 0	2	2	0	0	0 0 -13		3	Brandin Cummings	G 27:42	2-8	0-5	2-2	0 1 1	2 1 4	6	4	1	0	0 0 -14		7	Damarco Minor	G 30:24	4-9	1-4	1-2	1 4 5	1 2 10	2	4	2	0	0 -15		22	Barry Dunning Jr.	G 39:04	7-11	3-6	0-1	1 4 5	3 2 17	0	1	0	1	0 -19		8	Omari Witherspoon	18:31	1-4	0-1	1-1	2 3 5	2 3 1	1	1	0	0	0 3		25	Nojus Indrusaitis	25:26	6-13	1-5	1-2	0 2 4	3 2 14	2	1	0	0	0 -7		12	Kieran Mullen	08:41	0-0	0-0	0-0	1 1 0	0 0 0	0	0	0	0	0 -8		21	Macari Moore	01:41	0-0	0-0	1-2	0 0 0	0 1 1	0	0	0	0	0 -1		Team						3 1 4	0 0	0	0	0				Totals			24:57	5:22	8:12	16 20 36	19 14 61	12	12	2 1 2	-18			<table><tr><th>Shooting By Period</th><th></th></tr><tr><td>1st FG%</td><td>13-31 41.9%</td></tr><tr><td>3PT%</td><td>3-12 25.0%</td></tr><tr><td>FT%</td><td>3-4 75%</td></tr><tr><td>2nd FG%</td><td>11-26 42.3%</td></tr><tr><td>3PT%</td><td>2-10 20.0%</td></tr><tr><td>FT%</td><td>5-8 62.5%</td></tr><tr><td>GM FG%</td><td>24-57 42.1%</td></tr><tr><td>3PT%</td><td>5-22 22.7%</td></tr><tr><td>FT%</td><td>8-12 66.7%</td></tr><tr><td colspan="2">Dead Ball Rebounds: 1, 0</td></tr></table>										Shooting By Period		1 st FG%	13-31 41.9%	3PT%	3-12 25.0%	FT%	3-4 75%	2 nd FG%	11-26 42.3%	3PT%	2-10 20.0%	FT%	5-8 62.5%	GM FG%	24-57 42.1%	3PT%	5-22 22.7%	FT%	8-12 66.7%	Dead Ball Rebounds: 1, 0		<table><tr><th>Shooting By Period</th><th></th></tr><tr><td>1st FG%</td><td>11-24 45.8%</td></tr><tr><td>3PT%</td><td>4-8 50.0%</td></tr><tr><td>FT%</td><td>8-9 88.9%</td></tr><tr><td>2nd FG%</td><td>7-17 41.2%</td></tr><tr><td>3PT%</td><td>2-2 100.0%</td></tr><tr><td>FT%</td><td>19-19 100%</td></tr><tr><td>GM FG%</td><td>18-41 43.9%</td></tr><tr><td>3PT%</td><td>6-10 60.0%</td></tr><tr><td>FT%</td><td>21-27 77.8%</td></tr><tr><td colspan="2">Dead Ball Rebounds: 3, 1</td></tr></table>										Shooting By Period		1 st FG%	11-24 45.8%	3PT%	4-8 50.0%	FT%	8-9 88.9%	2 nd FG%	7-17 41.2%	3PT%	2-2 100.0%	FT%	19-19 100%	GM FG%	18-41 43.9%	3PT%	6-10 60.0%	FT%	21-27 77.8%	Dead Ball Rebounds: 3, 1	
NO.	Name	Min	FG	3P	FT	Rebounds	Fouls	TP	AS	TO	ST	Blocks	+/-																																																																																																																																																																																																																																																		
			M-A	M-A	M-A	OR DR TOT	PF PD					BS BA																																																																																																																																																																																																																																																			
2	Cameron Corhen	F 28:52	4-9	0-0	2-2	5 2 7	4 2 10	1	2	0	0	0 1 -10																																																																																																																																																																																																																																																			
13	Roman Sulepa	F 19:40	0-3	0-1	0-0	2 2 4	4 1 0	2	2	0	0	0 0 -13																																																																																																																																																																																																																																																			
3	Brandin Cummings	G 27:42	2-8	0-5	2-2	0 1 1	2 1 4	6	4	1	0	0 0 -14																																																																																																																																																																																																																																																			
7	Damarco Minor	G 30:24	4-9	1-4	1-2	1 4 5	1 2 10	2	4	2	0	0 -15																																																																																																																																																																																																																																																			
22	Barry Dunning Jr.	G 39:04	7-11	3-6	0-1	1 4 5	3 2 17	0	1	0	1	0 -19																																																																																																																																																																																																																																																			
8	Omari Witherspoon	18:31	1-4	0-1	1-1	2 3 5	2 3 1	1	1	0	0	0 3																																																																																																																																																																																																																																																			
25	Nojus Indrusaitis	25:26	6-13	1-5	1-2	0 2 4	3 2 14	2	1	0	0	0 -7																																																																																																																																																																																																																																																			
12	Kieran Mullen	08:41	0-0	0-0	0-0	1 1 0	0 0 0	0	0	0	0	0 -8																																																																																																																																																																																																																																																			
21	Macari Moore	01:41	0-0	0-0	1-2	0 0 0	0 1 1	0	0	0	0	0 -1																																																																																																																																																																																																																																																			
Team						3 1 4	0 0	0	0	0																																																																																																																																																																																																																																																					
Totals			24:57	5:22	8:12	16 20 36	19 14 61	12	12	2 1 2	-18																																																																																																																																																																																																																																																				
Shooting By Period																																																																																																																																																																																																																																																															
1 st FG%	13-31 41.9%																																																																																																																																																																																																																																																														
3PT%	3-12 25.0%																																																																																																																																																																																																																																																														
FT%	3-4 75%																																																																																																																																																																																																																																																														
2 nd FG%	11-26 42.3%																																																																																																																																																																																																																																																														
3PT%	2-10 20.0%																																																																																																																																																																																																																																																														
FT%	5-8 62.5%																																																																																																																																																																																																																																																														
GM FG%	24-57 42.1%																																																																																																																																																																																																																																																														
3PT%	5-22 22.7%																																																																																																																																																																																																																																																														
FT%	8-12 66.7%																																																																																																																																																																																																																																																														
Dead Ball Rebounds: 1, 0																																																																																																																																																																																																																																																															
Shooting By Period																																																																																																																																																																																																																																																															
1 st FG%	11-24 45.8%																																																																																																																																																																																																																																																														
3PT%	4-8 50.0%																																																																																																																																																																																																																																																														
FT%	8-9 88.9%																																																																																																																																																																																																																																																														
2 nd FG%	7-17 41.2%																																																																																																																																																																																																																																																														
3PT%	2-2 100.0%																																																																																																																																																																																																																																																														
FT%	19-19 100%																																																																																																																																																																																																																																																														
GM FG%	18-41 43.9%																																																																																																																																																																																																																																																														
3PT%	6-10 60.0%																																																																																																																																																																																																																																																														
FT%	21-27 77.8%																																																																																																																																																																																																																																																														
Dead Ball Rebounds: 3, 1																																																																																																																																																																																																																																																															

NCAA

Official Basketball Box Score - Final

Pittsburgh at Villanova

12/13/25 Fineran Pavilion, Villanova, Pa

2025-26 Men's Basketball

Game Time: 4:30 PM

Game Duration: 1:53

Attendance: 6,501

NCAA

Official Basketball Box Score - Final

Binghamton at Pitt

12/13/25 Petersen Events Center, Pittsburgh, PA

2025-26 Men's Basketball

Game Time: 7:00 PM

Game Duration: 2:01

Attendance: 4,687

Officials: John Gaffney, Michael Roberts, Tony Henderson

Officials: Eric Lewis, Isaac Barnett, Chase Shaw

Pittsburgh - 61

Record: 5-6

NO.	Name	Min	FG	3P	FT	Rebounds	Fouls	TP	AS	TO	ST	Blocks	+/-			
			M-A	M-A	M-A									OR	DR	TOT
2	Cameron Corhan	F 28:52	4-9	0-0	2-2	7	4	5	2	0	1	2	0	1	-15	
13	Roman Siulapa	F 19:40	0-3	0-1	0-4	2	2	1	2	1	0	2	0	0	-13	
3	Brandin Cummings	G 27:42	2-8	0-5	2	2	1	1	4	6	4	1	0	0	-13	
7	Damarco Minor	G 30:24	4-9	1-4	1-2	1	4	5	1	10	2	4	2	0	-15	
22	Bryar Dunning Jr.	G 39:04	7-11	3-6	0-1	1	4	5	3	12	0	1	0	1	-19	
8	Omari Witherspoon	18:31	1-4	0-1	1-1	2-3	5	2	3	3	1	1	0	0	-3	
25	Nojus Indrastulis	25:26	6-13	1-5	1-2	2	2	4	3	3	14	2	1	0	0	-7
12	Kieran Mullen	08:41	0-0	0-0	0-0	0	1	1	0	0	0	0	0	0	-8	
21	Macari Moore	01:41	0-0	0-0	1-2	0	0	0	0	0	1	0	0	0	-1	
Team						3	1	4	0	0	0	0				
Totals			24-57	5-22	8-12	16	20	36	19	14	61	12	12	2	1	-18

Shooting By Period

1 st FG%	13-31	41.9%
2 nd FG%	3-12	25.0%
3 rd FG%	3-4	75%
4 th FG%	11-26	42.3%
FT%	2-10	20.0%
3PT%	6-8	62.5%
GM FG%	24-57	42.1%
3PT%	5-22	22.7%
FT%	8-12	66.7%

Dead Ball Rebounds: 1, 0

Binghamton - 63

Record: 3-9

NO.	Name	Min	FG	3P	FT	Rebounds	Fouls	TP	AS	TO	ST	Blocks	+/-				
			M-A	M-A	M-A									OR	DR	TOT	PF
10	Zyier Beverly	F 19:12	3-7	0-0	2-3	2	1	4	5	8	0	3	1	1	-15		
14	Demetrius Liley	C 34:01	4-9	0-0	5-6	2	9	11	2	4	13	1	2	1	-35		
0	Jeremiah Quigley	G 32:34	2-7	0-1	8-10	0	1	1	3	7	12	4	8	1	0	-28	
5	Wes Peterson	G 34:37	2-6	1-1	0-0	0	4	4	3	0	5	2	4	1	0	-23	
15	Bryson Wilson	G 23:31	2-3	0-1	6-8	4	0	4	2	5	10	1	3	0	0	-36	
24	Jackson Benigni	24:20	1-4	1-3	0-0	0	1	1	2	0	3	1	1	3	0	-21	
30	Jake Blackburn	22:25	4-4	4-4	0-0	0	0	1	0	1	12	0	0	0	0	-15	
13	Stephan Snagg	08:16	0-1	0-0	0-0	0	1	1	1	0	0	0	0	1	0	-10	
12	Nevin Ibroci	01:04	0-0	0-0	0-0	0	0	0	1	0	0	0	0	0	0	-1	
Team						1	0	1	0	0	0	0					
Totals			18-41	6-10	21-27	5	21	26	18	22	63	9	22	7	2	5	-40

Shooting By Period

1 st FG%	11-24	45.8%
2 nd FG%	4-8	50.0%
3 rd FG%	8-9	88.9%
4 th FG%	7-17	41.2%
FT%	2	100.0%
3PT%	13-18	72.2%
GM FG%	18-41	43.9%
3PT%	6-10	60.0%
FT%	21-27	77.8%

Dead Ball Rebounds: 3, 1

2025-26 BOX SCORES



Official Basketball Box Score - Final
Pittsburgh at Penn St.
12/21/25 GIANT Center, Hershey
2025-26 Men's Basketball

Game Time: 12:00 PM
Game Duration: 1:51
Attendance: 8,191

Officials: Keith Kimble, Paul Szek, Bert Smith

Pittsburgh - 80		Record: 7-6											
NO.	Name	Min	FG M-A	3P M-A	FT M-A	Rebounds OR OR TOT	Fouls PF FB	TP	AS	TO	ST	Blocks BS BA	+/-
2	Cameron Corhen	F 25:39	4-9	0-0	1-3	5 3 8	3 3	9	1	1	0	0 0	22
13	Roman Sulepa	F 30:16	5-6	3-6	0 3 3	4 5 28	1 0	1	0	0	0	0 28	
7	Damarco Minor	G 30:56	4-7	3-5	0-0	1 3 4	1 0	11	7	0	2	1 0	28
22	Barry Dunning Jr.	G 26:54	2-6	1-4	0-0	1 4 5	1 0	5	1	2	0	0 1	16
25	Nojus Indrusaitis	G 20:26	2-8	0-3	0-0	1 7 8	0 1	4	1	2	1	0 3	11
3	Brandin Cummings	25:55	3-7	0-1	2-3	2 4 6	3 3	8	2	1	1	0 0	31
8	Omani Witherspoon	28:02	5-7	3-5	2-2	0 5 5	1 3	15	1	1	1	2 0	29
12	Kieran Mullen	10:15	0-0	0-0	0-0	0 2 2	2 0	0	0	0	1	0 0	2
21	Macari Moore	01:37	0-0	0-0	0-0	0 0 0	0 0	0	1	0	0	0 0	3
Team						0 1 1	0	0		2			
Totals			30-60	12-24	8-14	10 32 42	15 15	80	15	9	7	3 4	34
Major Fouls: NONE													

Shooting By Period			
1 st FG%	16-33	48.5%	
3PT%	6-11	54.5%	
FT%	2-3	66.7%	
2 nd FG%	14-27	51.9%	
3PT%	6-13	46.2%	
FT%	6-11	54.5%	
GM FG%	30-60	50.0%	
3PT%	12-24	50.0%	
FT%	8-14	57.1%	
Dead Ball Rebounds: 2, 1			

Penn St. - 46		Record: 6-4											
NO.	Name	Min	FG M-A	3P M-A	FT M-A	Rebounds OR OR TOT	Fouls PF FB	TP	AS	TO	ST	Blocks BS BA	+/-
3	Ivan Juric	F 14:21	0-1	0-1	0-0	0 3 3	4 0	0	0	2	0	1 0	-13
10	Josh Reed	F 31:24	2-8	1-5	4-4	0 2 2	1 2	9	0	1	1	0 0	-24
4	Kayden Mingo	G 37:25	4-10	0-2	1-1	0 5 5	0 7	9	5	5	2	0 1	-27
7	Dominick Stewart	G 10:01	0-3	0-3	0-0	0 0 0	0 0	0	0	0	0	0 0	-14
9	Melih Tunca	G 11:27	0-2	0-1	0-0	1 0 1	0 0	0	1	2	0	0 1	-14
5	Freddie Dllione V	34:18	10-17	2-6	1-2	1 5 6	2 2	23	1	1	2	0 0	-26
11	Eli Rice	09:56	0-2	0-1	0-0	0 1 1	2 0	0	0	1	0	1 0	-9
16	Tibor Mirtic	14:01	0-4	0-0	0-1	2 4 6	0 1	0	0	0	0	0 1	-16
22	Sasa Ciani	06:46	0-2	0-0	0-0	0 1 1	0 0	0	0	0	0	1 0	-5
1	Mason Blackwood	16:53	0-3	0-2	0-0	2 0 2	2 0	0	0	0	0	0 0	-12
21	Justin Houser	13:28	2-3	1-2	0-1	0 0 0	4 3	5	0	0	0	1 0	-10
Team						1 2 3	0	0		0			
Totals			18-55	4-23	6-9	7 23 30	15 15	46	7	12	5	4 3	-34
Major Fouls: NONE													

Shooting By Period			
1 st FG%	7-27	25.9%	
3PT%	2-13	15.4%	
FT%	4-5	80%	
2 nd FG%	11-28	39.3%	
3PT%	2-10	20.0%	
FT%	2-4	50%	
GM FG%	18-55	32.7%	
3PT%	4-23	17.4%	
FT%	6-9	66.7%	
Dead Ball Rebounds: 0, 1			

	PITT	PSU	Points from	PITT	PSU	Period by Period Scoring			
Biggest lead	34 (2 nd 1:02)	0 (1 st 20:00)	Turnovers	12	6		1st	2nd	TOT
Best Scoring Run	10 (1 st 12:45)	8 (2 nd 14:33)	Paint	26	20	PITT	40	40	80
Lead Changes	0		Second Chance	11	0				
Times Tied	0		Fast Breaks	9	11				
Time with Lead	39:44	00:00	Bench	23	28	PSU	20	26	46



2025-26 Pittsburgh Men's Basketball
Season Box Score
All games

Page 1/1
as of Dec 21, 2025

Game Records

Record	Overall	Home	Away	Neutral
ALL GAMES	7-6	6-3	0-2	1-1
CONFERENCE	0-0	0-0	0-0	0-0
NON-CONFERENCE	7-6	6-3	0-2	1-1

Team Box Score

No.	Player				Total		3-Point		F-Throw		Rebounds											
		GP-GS	MIN	AVG	FG-FGA	FG%	3FG-3FGA	3FG%	FT-FTA	FT%	OFF	DEF	TOT	AVG	PF	DQ	A	TO	BLK	STL	PTS	AVG
2	CORHEN, Cameron	13-13	435:57	33.5	64-120	.533	6-16	.375	39-58	.672	41	71	112	8.6	42	1	24	34	10	11	173	13.3
3	CUMMINGS, Brandin	10-6	271:29	27.1	38-88	.432	17-48	.354	34-41	.829	5	12	17	1.7	23	0	22	11	1	7	127	12.7
22	DUNNING JR., Barry	13-7	340:53	26.2	55-109	.505	25-64	.391	24-28	.857	24	40	64	4.9	21	0	9	14	16	6	159	12.2
7	MINOR, Damarco	13-13	411:16	31.6	42-92	.457	25-60	.417	27-30	.900	7	45	52	4.0	28	0	46	21	5	20	136	10.5
25	INDRUSAITIS, Nojus	13-3	310:31	23.9	44-113	.389	19-55	.345	13-21	.619	8	37	45	3.5	25	0	21	21	2	12	120	9.2
13	SIULEPA, Roman	13-13	289:33	22.3	44-92	.478	8-26	.308	14-34	.412	22	24	46	3.5	27	1	9	9	5	12	110	8.5
8	WITHERSPOON, Omari	13-10	345:30	26.6	39-96	.406	13-35	.371	12-22	.545	6	26	32	2.5	23	0	31	25	8	10	103	7.9
4	AMADOU KANTE, Papa	8-0	113:16	14.2	9-20	.450	0-2	.000	4-9	.444	17	26	43	5.4	15	0	7	3	1	2	22	2.8
21	MOORE, Macari	8-0	37:53	4.7	4-10	.400	1-2	.500	1-2	.500	2	2	4	0.5	12	0	4	5	1	5	10	1.3
12	MULLEN, Kieran	6-0	43:42	7.3	1-5	.200	0-1	.000	0-0	.000	3	7	10	1.7	7	0	0	0	0	1	2	0.3
Team											22	23	45					7				
Total		13	2600		340-745	.456	114-309	.369	168-245	.686	157	313	470	36.2	223	2	173	150	49	86	962	74.0
Opponents		13	2600		303-711	.426	91-269	.338	184-239	.770	121	285	406	31.2	212	0	157	143	38	74	881	67.8

Score by Periods

Team	1st	2nd	OT	TOT
Pittsburgh	467	495	0	962
Opponents	422	459	0	881