

# 2025-26 MEN'S TENNIS





2026 MIAMI MEN'S TENNIS

# SCHEDULE

JAN. 13	TROY	MARCH 8	NC STATE
JAN. 17	NORTH FLORIDA	MARCH 13	GEORGIA TECH
JAN. 17	BUFFALO	MARCH 15	CLEMSON
JAN. 23-24	ITA KICKOFF WEEKEND SAN DIEGO, CA	MARCH 20	SMU
JAN. 31	STETSON	MARCH 22	BOSTON COLLEGE
JAN. 31	KENNESAW STATE	MARCH 25	DELAWARE
FEB. 6	UCF	MARCH 27	VIRGINIA TECH
FEB. 10	USF	MARCH 29	VIRGINIA
FEB. 13-17	ITA NATIONAL INDOORS SMU & BAYLOR	APRIL 3	NORTH CAROLINA
FEB. 21	FGCU	APRIL 5	DUKE
FEB. 27	LOUISVILLE	APRIL 11	FLORIDA STATE
MARCH 1	NOTRE DAME	APRIL 14-19	ACC TOURNAMENT CARY, N.C.
MARCH 6	WAKE FOREST		

HOME AWAY

MIAMI HURRICANES  
ALL APRIL 19TH  
KAMAL GABRIELI '23



SOUTHERN SURE AND SURE BLUE WATER UNTIL UPON YOU  
ALMA MATER DISTANCE OF THIS FRUITFUL LAND, WITH ALL KNOWLEDGE AT YOUR HAND, ALWAYS JUST TO REACH TRUE  
ALL OUR LOVE WE PLEASE TO YOU, ALMA MATER STARS, FORTRESSON, BUCKLEY'S WORKBOOK, ARROW

# TABLE OF CONTENTS



## UNIVERSITY OF MIAMI DEPARTMENT OF ATHLETICS

5821 San Amaro Drive  
Coral Gables, FL 33146  
305-284-3244

www.MiamiHurricanes.com  
Twitter: @CanesMensTennis  
Facebook: /CanesMensTennis  
Instagram: @CanesMensTennis

### CREDITS

#### EDITORS

Macy Parmer, Megan Barnes, previous  
Miami communications staff members

#### COMPILATION

Previous Miami communications staff  
members

#### PHOTOGRAPHY

JC Ridley/Raul Maristany

### UNIVERSITY OF MIAMI

#### MISSION STATEMENT

The University of Miami's mission is to educate and nurture students, to create knowledge, and to provide service to our community and beyond. Committed to excellence and proud of the diversity of our University family, we strive to develop future leaders of our nation and the world.

### MEDIA INFORMATION

---

2 Quick Facts

### COACHES & STAFF

---

4 Head Coach Alex Santos  
5 Assistant Coach Filip Vittek

### HURRICANES

---

7 Roster Breakdown  
8 Photo Roster  
9-15 Student-Athlete Bios

### 2025 REVIEW

---

17 Results  
18 Match By Match Statistics  
19 Individual Singles and Doubles Statistics  
20-26 Individual Match-by-Match

### HISTORY & RECORDS

---

28-29 Year-By-Year Results  
30-41 All-Time Schedule  
42 All-Time Series Records  
43-52 All-Time Series Results  
53-55 NCAA Tournament History  
56-59 Conference Tournament History  
60 All-Time Records & Results  
61 Career & Season Leaders  
62-63 Awards & Accolades  
64 History of Excellence  
65 Winning Streak  
66 Gardnar Mulloy

# QUICK FACTS

## UNIVERSITY INFORMATION

Name of School	University of Miami
Location	Coral Gables, Fla.
Enrollment	19,096
Founded	1925
Nickname	Hurricanes
Mascot	Sebastian the Ibis
Colors	Orange (PMS 1665), Green (PMS 3435) and White
President	Dr. Julio Frenk
Director of Athletics	Dan Radakovich
Faculty Athletics Representative	Dr. Marvin Dawkins
Conference	Atlantic Coast Conference
Facility	Neil Schiff Tennis Center
Website	MiamiHurricanes.com
Mailing Address	5821 San Amaro Drive, Coral Gables, FL 33146

## ATHLETICS ADMINISTRATION

Director of Athletics	Dan Radakovich
Senior Deputy AD	Brian Baptiste
Senior Deputy AD	Jason Layton
Assistant Vice President / Athletics Development	Brian Campbell
Executive Associate AD / Business Operations	Matthew Smale
Executive Associate AD / Strategic Communication	Carter Toole
Executive Associate AD / Student-Athlete Development	Shirelle Jackson
Sr. Associate AD / Academic Services	David Wyman
Sr. Associate AD / Athletic Training	Vinny Scavo
Sr. Associate AD / Compliance	Dan Raben
Sr. Associate AD / Development	Chris Cohen
Sr. Associate AD / Events, Facilities & Operations	Marcus Attles
Sr. Associate AD / Performance, Health & Wellness	Luis Feigenbaum
Associate AD / Academic Services	Demetreus Darden
Associate AD / Alumni Programs	Rick Remmert
Associate AD / Communications	Camron Ghorbi
Associate AD / Events, Facilities & Operations	Tom Ponietowicz
Associate AD / Sales & Service	Holdyn Halperin
Assistant AD / Academic Services	Jessica Lopez
Assistant AD / Business Operations	Josh Turner
Assistant AD / Communications	Megan Barnes
Assistant AD / Compliance	Sarah McFall
Assistant AD / Creative Services	Kyle Stopperan
Assistant AD / Development	Jon Gombinski
Assistant AD / Events, Facilities & Operations	Anthony Conrath
Assistant AD / Information & Technology	Ray Lopez
Assistant AD / Lead Learning Specialist	Stephanie Shuey
Assistant AD / Marketing & Event Experience	Darren Morgan
Assistant AD / Production Services	Drew Thomas
Assistant AD / Sales & Service	Kayla Blake
Assistant AD / Student-Athlete Development	LaToya Farris

Assistant Director of Communications (Tennis)	Macy Parmer
Email	macyparmer@miami.edu
Twitter	@CanesMensTennis / @MiamiHurricanes
Facebook	/CanesMensTennis / /MiamiHurricanes
Instagram	@CanesMensTennis / @MiamiHurricanes
Website	MiamiHurricanes.com

## COACHING STAFF

Head Coach	Alex Santos
Record at Miami (As of Aug. 1, 2025)	13-11
Assistant Coach	Filip Vittek

## PROGRAM HISTORY (As of Aug. 1, 2025)

First Year of Men's Tennis	1930 (96th season)
All-Time Record	1262-511-9
All-Time ACC Record	98-131
NCAA Team Championship Appearances: 31	
(1977, '80, '81, '82, '83, '85, '86, '87, '89, '90, '91, '92, '94, '95, '97, '98, '99, 2000, '01, '02, '03, '06, '07, '08, '09, '11, '18, '19, '21, '22, '25)	
All-Time NCAA Team Championship Record: 16-30 (.348)	
Last NCAA Team Champ Opponent: #15 UCF (2025) L, 1-4 - R of 64	
National Champions	
Francisco Segura, Singles: 1943, 1944, 1945	
Francisco Segura, Doubles: 1945	
Thomas Burke, Doubles: 1945	
Pat Cramer, Doubles: 1970	
Luis Garcia, Doubles: 1970	

## TEAM INFORMATION

2025 Overall Record	11-14
Home / Away / Neutral	8-7 / 1-6 / 2-1
2025 ACC Record	2-10
Returning / Lost	3 / 6
Newcomers	3

## ATHLETICS COMMUNICATIONS/DIGITAL MEDIA PLATFORMS



# COACHING STAFF

Director of Tennis Paige Yaroshuk-Tews .....	
Head Coach Alex Santos .....	4
Assistant Coach Filip Vittek .....	5





# PAIGE YAROSHUK-TEWS

SECOND SEASON AS DIRECTOR | UCLA 1996

The program's all-time winningest coach, Paige Yaroshuk-Tews recently completed her 28th season with the University of Miami women's tennis team and 24th season as head coach. She was elevated to the Director of Men's and Women's Tennis in May 2024.

An outstanding recruiter with unrivaled knowledge of the game and passion for teaching, Yaroshuk-Tews has built the Hurricanes into a national force, reaching the NCAA's Elite Eight in eight of the last 21 tournaments, the seventh-most quarterfinal appearances in the nation during that span. The Hurricanes also made the Sweet 16 on 16 occasions during that stretch, one of only eight programs to accomplish this feat. Prior to 2025, the Hurricanes turned in 20 straight Intercollegiate Tennis Association (ITA) top-25 finishes, including 14 in the top 15. In nine of the last 18 completed seasons, Miami has ended the year in the top 10. Her overall record of 435-167, with an ACC career record of 186-63, ranks her third in ACC history for career wins. As a result of her unparalleled achievements, Yaroshuk-Tews was inducted into the UM Sports Hall of Fame & Museum in 2012.

The Hurricanes have not only made the NCAA Team Championship in each of her years as head coach—excluding 2020 when the COVID-19 pandemic canceled the postseason and the 2025 season—but have also won at least one NCAA match every season. Miami qualified for the ITA National Team Indoor Championships 12 straight years, from 2005-16, and was ranked in the top 10 at some point during the season in each of those campaigns, as well as the 2022 and 2023 seasons. Yaroshuk-Tews annually brings in some of the top prep talent, reloading year in and year out for a program consistently ranked among the nation's best.

Since taking the head coaching position for the women's tennis program at Miami in 2001, Yaroshuk-Tews has led the Hurricanes on an unprecedented run in Coral Gables, Fla. In total, she has directed Miami to 15 Sweet 16 berths, eight Elite Eight trips and an appearance in the 2006 NCAA final, the program's first since 1985.

Miami has hosted the first and second rounds of the NCAA Team Championship 15 times under Yaroshuk-Tews, including 12 straight years each from 2005-2016. The Hurricanes have turned in 20 straight ITA top-25 finishes, including 14 in the top 15. In nine of the last 20 completed seasons, Miami has ended the year in the top 10.


Individually, Yaroshuk-Tews has guided three players to NCAA Singles Championship crowns, as Audra Cohen won the hardware in 2007, Estela Perez-Somarriba in 2019 and Alexa Noel in 2024. Miami is one of just four schools with multiple NCAA singles titles in the past 18 tournaments, alongside Stanford, Virginia and Georgia. Seven Hurricanes have combined for 10 semifinals berths during that stretch, with both totals the highest marks of any program since 2007. Four players have also combined for five finals appearances in that span, both second-most of any school.

Yaroshuk-Tews also helped a Miami duo reach in the 2022 NCAA Doubles Championship, a first for The U since 1988. It marked the third consecutive tournament the Hurricanes made the finals in either the singles or doubles event, as well as the sixth time in seven years Miami made the semifinals in either field.

Nineteen different Hurricanes have garnered a total of 40 ITA All-America honors under Yaroshuk-Tews, both program records for a coach. In 21 of her 24 seasons, at least one Hurricane has been named an All-American, with multiple players receiving the honor in 12 of them. Under Yaroshuk-Tews' watch, 20 Hurricanes have combined for 45 All-ACC distinctions and 32 Miami players have totaled 61 Academic All-ACC recognitions. In addition, five Hurricanes have totaled seven ACC Player of the Year plaudits and five have combined for seven ACC Scholar-Athlete of the Year honors. Six Miami players have also compiled nine total CoSIDA/CSC Academic All-America distinctions.

**2024-25** The Hurricanes went 10-13 overall, with a 4-8 conference record, posed a strong 8-4 home record and advanced to the third round of the ACC Championships. Raquel Gonzalez continued Yaroshuk-Tews' streak to 22 straight seasons of qualifying at least one Hurricane in the NCAA Individual Championships, as she competed in the singles bracket of NCAA's first year hosting the tournament in the fall. Alexa Noel, coming off her 2024 NCAA Singles title, returned to the Hurricanes for one final season and quickly rose in the rankings by dominating competition. Noel reached No. 14 in the ITA Singles Ranking following a 15-1 singles record, earning nine ranked wins, a spot on the All-ACC First Team and her fourth ITA All-America honor. This marks Yaroshuk-Tews' 12th straight year with at least one Miami player registering ITA All-America accolades, a streak that goes back to 2014. Gonzalez also ranked No. 106 in singles, while Noel and Gonzalez ranked No. 35 in the doubles ranking.





# ALEX SANTOS

SECOND SEASON AS HC | UNIV. TECNICA DE LISBOA, 2005

Alex Santos was announced as the new head men's tennis coach on May 31, as made public by Vice President/Director of Athletics Dan Radakovich. Santos spent the last three seasons as the associate head coach for the Miami women's tennis team and once before from 2009-13 under head coach Paige Yaroshuk-Tews.

In his first season as head coach for the men's team, Santos helped the Hurricanes to their first berth back to the NCAA tournament since 2022 and their 30th appearance in program history. The team went 13-11 overall and went undefeated at home to punch their ticket. Also, the team earned two top-25 wins, including No. 16 Clemson. Vittek also helped senior Martin Katz to his first conference honor, earning a spot on the All-ACC Second Team in singles, while leading him to his highest ranking of No. 20 in singles and No. 43 in doubles, and his first qualification to the NCAA Singles Championships in the fall of 2024.

Santos has earned multiple distinctions during his time at Miami, including ITA National Assistant Coach of the Year recognition in his final season, before departing to become the head coach at Pittsburgh. Since returning to Miami, he has twice won ITA Southeast Region Assistant Coach of the Year accolades.

Santos initially came to Miami as a volunteer assistant in 2009-10 and then served as a graduate manager in the fall of 2010 before being elevated to a full-time assistant coaching position in the spring of 2011.

During his four years at Miami, Santos helped the Hurricanes to an 85-24 record that included a 36-8 ledger in ACC play and a 50-5 mark at home. The 85 victories are tied for the sixth-most in any four-year span in program history, with two of the five higher marks featuring three of Santos' seasons.

The Hurricanes not only won 20-plus matches in all four of Santos' seasons with the team, but reached the NCAA Elite Eight and finished in the ITA top 10 all four times. Their peak year-end ranking came in 2011 with a seventh-place finish. In 2013, Santos also aided Miami to the program's first ACC Championship title.

Santos left Miami after the 2013 campaign to become the head coach at Pittsburgh. He served in that capacity for six years, leading the Panthers to their first win over a ranked foe and guiding the program's first players to earn ITA singles and doubles rankings. Off the court, Pittsburgh posted four consecutive perfect 1,000 Academic Progress Report (APR) scores during his tenure.

In August 2019, Santos accepted a position as the associate head coach at Baylor. In his lone spring with the Bears, he helped lead the team to a 10-2 mark during the abbreviated 2020 campaign.

A native of Oeiras, Portugal, Santos was one of the top-ranked junior players in his homeland. He graduated from Universidade Tecnica de Lisboa in 2005. He has experience working at tennis academies in both Portugal and Spain.



# FILIP VITTEK

## SECOND SEASON | OHIO STATE, 2015

Filip Vittek joined the coaching staff in August 2024 after spending two years as a tennis coach and academy director at Add2Performance in Tampa. Prior to his time there, he worked as an assistant coach and hitting partner for ATP Tour professional Dominik Koepfer, who competed in four Grand Slams and the 2021 Tokyo Olympics.

In his first season as assistant coach for the men's team, Vittek helped the Hurricanes to their first berth back to the NCAA tournament since 2022 and their 30th appearance in program history. The team went 13-11 overall and went undefeated at home to punch their ticket. Also, the team earned two top-25 wins, including No. 16 Clemson. Vittek also helped senior Martin Katz to his first conference honor, earning a spot on the All-ACC Second Team in singles, while leading him to his highest ranking of No. 20 in singles and No. 43 in doubles, and his first qualification to the NCAA Singles Championships in the fall of 2024.

From Trnava, Slovakia, Vittek has also spent his time as an assistant coach in the Atlantic Coast Conference, where he joined Santos at Pitt for the 2018 and 2019 seasons. In 2018, Vittek helped guide the Panthers to their first ACC tournament win in school history, highest ranked singles player and highest ranked doubles pair in program history.

As a University of San Diego graduate, Vittek left a mark on the program, where he set the school record for most career doubles wins, earned a career-high ITA doubles ranking of No. 7 and was the first student-athlete in school history to win four consecutive WCC Tournament Championships. He was also named the 2014 Male Torero Rookie of the Year, was All-WCC First Team in doubles and singles and was the 2015-16 ITA Southwest Region Player to Watch.



# HURRICANES

Roster Breakdown .....	8
Photo Roster .....	9
Student-Athlete Bios .....	10-16



# 2025-26 MIAMI ROSTER

Saud Alhogbani	6-4	Senior	Riyadh, Saudi Arabia
Felix Felsmann	6-0	Sophomore	Berlin, Germany
Jules Garot	5-10	Sophomore	Nandrin, Abbaye de Flone, Belgium
Jakub Krosiak	6-4	Junior	Bratislava, Slovakia
Antonio Prat	6-0	Senior	Pamplona, Spain
Mehdi Sadaoui	5-8	Senior	Paris, France
Rafael Segado	6-0	Sophomore	Cartagena, Spain
Nacho Serra Sanchez	6-1	Freshman	Vall d'Uixo, Spain

Alex Santos - Head Coach (Second season, University Tecnica de Lisboa, 2005)


Filip Vittek - Assistant Coach (Second season, San Diego, 2017)

## BY LOCATION

BELGIUM	Jules Garot	5-10	Sophomore	Nandrin, Abbaye de Flone, Belgium
FRANCE	Mehdi Sadaoui	5-8	Senior	Paris, France
GERMANY	Felix Felsmann	6-0	Sophomore	Berlin, Germany
SAUDI ARABIA	Saud Alhogbani	6-4	Senior	Riyadh, Saudi Arabia
SLOVAKIA	Jakub Krosiak	6-4	Junior	Bratislava, Slovakia
SPAIN	Antonio Prat	6-0	Freshman	Pamplona, Spain
	Rafael Segado	6-0	Sophomore	Cartagena, Spain
	Nacho Serra Sanchez	6-2	Freshman	Vall D'Uixo, Spain




# PHOTO ROSTER



**Saud Alhogbani**

6-4 | Senior  
Riyadh, Saudi Arabia



**Felix Felsmann**

6-0 | Sophomore  
Berlin, Germany




**Jules Garot**

5-10 | Freshman  
Nandrin, Belgium



**Jakub Kroslak**

6-4 | Junior  
Bratislava, Slovakia



**Antonio Prat**

6-0 | Senior  
Pamplona, Spain



**Mehdi Sadaoui**

5-8 | Senior  
Paris, France




**Rafael Segado**

6-0 | Senior  
Vall d'Uixo, Spain



**Nacho Serra Sanchez**

6-0 | Sophomore  
Cartagena, Spain



# SAUD ALHOGBANI

SENIOR | 6-4 | RIYADH, SAUDI ARABIA

**As a Sophomore at Wake Forest (2023-24):** Competed in seven singles matches and six doubles matches during the spring... Posted 4-1 records in both singles and doubles... Had victories in straight sets for each of his singles wins, including two within conference play... Only dropped six total games through his four wins in doubles, playing alongside a variety of teammates

**As a Freshman at Wake Forest (2023-24):** Recorded a perfect 5-0 record during his rookie campaign... Went 2-0 in fourth singles and 3-0 in sixth singles... Tabbed a 6-2, 6-3 victory in the regular-season finale against Boston College


**Prior to Miami:** Youngest player to be ranked No. 1 in Saudi Arabia at 14 years old... Named Athlete of the Year in the Middle East... Ranked at the top in the U.S. for players under the 8-14

## SINGLES

Year	Overall	1	2	3	4	5	6	Dual	Tour	Ranked
2023-24	7-4	1-0	4-3	2-1				7-4	0-0	0-1
CAREER	7-4							7-4	0-0	

## DOUBLES

Year	Overall	1	2	3	Dual	Tour	Ranked
2023-24	1-1			1-1	1-1	0-0	0-0
CAREER	1-1			1-1	1-1	0-0	0-0



# FELIX FELSMANN

SOPHOMORE | 6-0 | BERLIN, GERMANY

**PERSONAL:** Majoring in Finance... Parents are Patricia and Mark Felsmann... Has two siblings, Levi and Lara... Has spent one year as a student at the University of Miami





# JULES GAROT

SOPHOMORE | 5-10 | NANDRIN, ABBAYE DE FLONE, BELGIUM

**As a Freshman (2024-25):** *ITA Scholar-Athlete; All-ACC Academic Team;* 6-9 overall singles record; 6-9 in dual matches; 3-6 conference record... 5-13 overall doubles record; 5-13 in dual matches; 2-7 conference record... Secured doubles point with Mehdi Sadaoui vs. FGCU/Colgate/Clemson

**Prior to Miami:** Earned a career-high ITF junior ranking at 359 ... Became the No. 28 player in Belgium

## SINGLES

Year	Overall	1	2	3	4	5	6	Dual	Tour	Ranked
2024-25	6-9	0-0	0-0	0-0	0-0	1-0	5-9	6-9	0-0	0-0
CAREER	6-9							6-9	0-0	

## DOUBLES

Year	Overall	1	2	3	Dual	Tour	Ranked
2024-25	5-13	0-0	1-0	4-13	5-13	0-0	0-0
CAREER	5-13	0-0	1-0	4-13	5-13	0-0	0-1



# JAKUB KROSLAK

JUNIOR | 6-4 | BRATISLAVA, SLOVAKIA

**As a Sophomore at Middle Tennessee(2024-25):** *CUSA All-Conference Second Team Singles... CUSA All-Conference Second Team Doubles... CUSA Commissioner's Academic Medal and Honor Roll...* 15-14 overall singles record, 4-5 in the fall and 11-9 in spring... 12-14 overall doubles record, 4-2 in the fall and 8-12 in spring... Played in the ITA Ohio Valley Doubles Championships... Competed in the ITA All-American Singles Championships

**As a Freshman at Middle Tennessee (2023-24):** *CUSA Freshman of the Year; CUSA Outstanding Doubles Team; All-CUSA First Team Singles; All-CUSA Second Team Doubles...* 12-3 overall singles record and 8-6 overall doubles record... Named Conference USA Athlete of the Week after his first two matches... Clinched the win over No. 22 Mississippi State... Picked up a ranked doubles win defeating No. 45 Ronald Hohmann/Sebastian Collard of Michigan State... Tabbed CUSA Freshman of the Year as well as First Team singles and Second Team Doubles... Was a member of the

## SINGLES

Year	Overall	1	2	3	4	5	6	Dual	Tour
2023-24	12-3		1-0	1-0	1-0	7-1	2-2	12-3	
2024-25	15-15		0-4	11-9				11-13	5-5
CAREER	27-18		1-4	12-9	1-0	7-1	2-2	23-16	5-5

## DOUBLES

Year	Overall	1	2	3	Dual	Tour
2023-24	8-6	3-4	0-1	5-1	8-6	
2024-25	12-14	1-0	6-10	1-2	8-12	4-2
CAREER	1-1	4-4	6-11	6-3	16-18	4-2



# ANTONIO PRAT

SENIOR | 6-0 | PAMPLONA, SPAIN

**As a Junior (2024-25):** Bedford Cup winner... 15-9 overall singles record; 11-5 in dual matches; 4-4 fall record; 4-4 conference record 14-10 overall doubles record; 13-6 in dual matches; 1-4 fall record; 6-6 conference record... Secured five doubles point with Martin Katz vs. FAU/MTSU/USF/SMU/Louisville.. Clinched three wins for Miami against Buffalo/USF/Colgate... Went 3-2 vs. ranked opponents... Earned two ranked doubles win, including over No. 20 Nate Bonetto/Gianluca Carlini (Georgia Tech) with Martin Katz... Ended the year ranked No. 19 singles and No. 5 doubles in the ITA Southeast Region rankings... Notched highest career ITA doubles ranking at No. 41

**As a Sophomore (2023-24):** Finished with a 15-13 overall singles record; 11-8 in dual matches; 4-5 fall record; three ranked wins... Notched a 16-9 overall doubles record; 12-6 in dual matches; 4-3 fall record; one ranked win... Clinched two matches (Wisconsin and Boston College)... Secured four doubles points (Buffalo, USF, VCU, UNC)... Earned his highest ranked win after defeating No. 36 Filippo Moroni (WF)... Notched his highest ITA singles ranking at No. 117; doubles ranking at No. 70... Ended the year ranked No. 10 in the ITA Southeast Region singles rankings.

**As a Freshman (2022-23):** Concluded the season with a 21-12 mark in singles action and 17-13 mark in doubles play...Ranked tied for second on the team in total singles wins (21)...Posted an 11-7 mark in dual match singles play...Went 1-5 against nationally-ranked singles opponents...In doubles action, tallied an 11-8 record in dual match play...Defeated No. 70 Teodor Giusca (Georgia), 7-5, 6-4, for his best singles victory of the season... Primarily played at second (5-5) and third (6-2) singles...Clinched the doubles point for Miami once and tallied the match-clinching singles point once.

## SINGLES

Year	Overall	1	2	3	4	5	6	Dual	Tour	National
2022-23	21-12		5-5	6-2				11-7	10-5	1-5
2023-24	15-13	2-3	3-2	4-3	2-0			11-8	4-5	3-6
2024-25	15-9		11-5					11-5	4-4	3-2
CAREER	51-34	2-3	19-12	10-5	2-0			32-20	18-14	7-13

## DOUBLES

Year	Overall	1	2	3	Dual	Tour	National
2022-23	17-13		3-2	8-6	11-8	6-5	0-1
2023-24	16-9	2-4	6-1	4-1	12-6	4-3	1-2
2024-25	14-10	13-6			13-6	1-4	2-5
CAREER	47-32	15-10	9-3	12-7	36-20	11-12	3-8



# MEHDI SADAoui

SENIOR | 5-8 | PARIS, FRANCE

**As a Junior (2024-25):** 9-15 overall singles record; 7-10 in dual matches; 2-5 fall record; 3-6 conference record... 6-20 overall doubles record; 5-16 in dual matches; 1-4 fall record; 2-7 conference record... Secured three doubles point with Jules Garot vs. FAU/MTSU/USF/SMU/Louisville... Clinched five wins for Miami against FAU/No. 21 UCF/FGCU/SMU/Georgia Tech

**Prior to Miami:** Earned a career-high ITF Juniors ranking of 29 and a career-high ATP singles ranking of 1032... Notched 24 wins since the beginning of 2023... Reached the round of 16 in the M15 Monastir, M15 Limassol and M25 Villeneuve-Loubet... Was the U13 and U14 French Champion, U16 European Singles Champion and U16 European Team Champion... Competed for the U12, U14 and U16 French Team.

**Personal:** Parents are Aziz and Samya Sadaoui... Intends to major in Sports Management

## SINGLES

Year	Overall	1	2	3	4	5	6	Dual	Tour	National
2024-25	9-15				3-8	3-2	1-0	7-10	2-5	
<b>CAREER</b>	<b>9-15</b>				<b>3-8</b>	<b>3-2</b>	<b>1-0</b>	<b>7-10</b>	<b>2-5</b>	

## DOUBLES

Year	Overall	1	2	3	Dual	Tour	National
2024-25	6-20		1-1	4-15	5-16	1-4	0-1
<b>CAREER</b>	<b>6-20</b>		<b>1-1</b>	<b>4-15</b>	<b>5-16</b>	<b>1-4</b>	<b>0-1</b>



# RAFAEL SEGADO

SOPHOMORE | 6-0 | CARTAGENA, SPAIN

**As a Freshman at Florida (2024-25):** Went 2-0 in singles and doubles

**Prior to Miami:** Earned a career-high ITF Juniors ranking of 29 and a career-high ATP singles ranking of 1032... Notched 24 wins since the beginning of 2023... Reached the round of 16 in the M15 Monastir, M15 Limassol and M25 Villeneuve-Loubet... Was the U13 and U14 French Champion, U16 European Singles Champion and U16 European Team Champion... Competed for the U12, U14 and U16 French Team.

**Personal:** Parents are Aziz and Samya Sadaoui... Intends to major in Sports Management

## SINGLES

Year	Overall	1	2	3	4	5	6	Dual	Tour	National
2024-25	2-0					2-0		2-0		
<b>CAREER</b>	<b>2-0</b>					<b>2-0</b>		<b>2-0</b>		

## DOUBLES

Year	Overall	1	2	3	Dual	Tour	National
2024-25	2-0			2-0	2-0		
<b>CAREER</b>	<b>2-0</b>			<b>2-0</b>	<b>2-0</b>		





# NACHO SERRA SANCHEZ

SENIOR | 6-2 | VALL D'UIXO, SPAIN

**As a Junior (2024-25):** 21-9 overall singles record; 16-6 in dual matches; 5-3 fall record; 6-4 conference record... 9-14 overall doubles record; 9-12 in dual matches; 1-2 fall record; 3-7 conference record.. Secured doubles point with Leonardo Dal Boni vs. Troy/Buffalo/Boston College... Clinched two wins for Miami against Troy and Boston College... Earned a ranked doubles win over No. 77 Natan Rodrigues and Hamza El Amine (Louisville) with Leonardo Dal Boni... Ended the year ranked No. 17 in singles in the ITA Southeast Region rankings

**As a Sophomore (2023-24):** Notched a 14-8 overall singles record; 10-5 in dual matches; 4-3 fall record; one ranked win... Finished with a 7-5 overall doubles record; 3-3 in dual matches; 4-2 fall record... Clinched Miami's 4-3 win over No. 44 Penn... Secured six doubles points... Earned his highest ranked win after defeating No. 120 Mehdi Benchakroun.

**As a Freshman (2022-23):** Finished his freshman year with a 22-13 overall singles record and a 7-8 doubles mark...Led the Hurricanes in total singles victories (22)...Recorded a 15-5 mark in dual match action and a team-best 8-3 record in ACC play...Primarily alternated between fifth (9-2) and sixth (5-3) singles, but recorded a 1-0 mark at fourth singles...Defeated Jake Vassel (Boston College), 6-1, 6-2...Went 3-0 at third doubles and tallied a 4-8 mark in tournament doubles play...Clinched the doubles point for Miami every time he played a full doubles match...Was responsible for the match-clinching singles point on four occasions, the most by a Hurricane this year.

**Prior to Miami:** Ranked as high as 410 in ITF Juniors...Posted a 12-9 record in ITF, ATP and Davis Cup professional matches in 2022...Competed in eight tournaments in 2022, both M15 and M25 events...Qualified for the main draw in four of the eight tournaments...Won two team Spanish Championships.

**Personal:** Born Dec. 1, 2004...Intends to major in international business...Enjoys hanging out with friends and playing other sports...Chose Miami for

SINGLES

Year	Overall	1	2	3	4	5	6	Dual	Tour	National
2022-23	22-13				1-0	9-2	5-3	15-5	7-8	0-1
2023-24	14-8				0-1	9-3	1-1	10-5	4-3	1-1
2024-25	21-9			16-6				16-6	5-3	1-2
CAREER	57-30			16-6	1-1	18-5	6-4	41-16	16-14	2-4

DOUBLES

Year	Overall	1	2	3	Dual	Tour	National
2022-23	7-8			3-0	3-0	4-8	0-1
2023-24	14-13		3-4	5-6	8-10	6-3	
2024-25	9-14		9-11		9-11	0-3	1-3
CAREER	30-35		12-15	8-6	20-21	10-14	1-4



# 2024-25 REVIEW

Results.....	17
Team Match-by-Match.....	18
Individual Singles and Doubles Statistics.....	19
Individual Match-by-Match.....	20-25



# 2025 RESULTS

Overall record: 13-11 ACC: 6-7

Home: 13-0 Away: 0-9 Neutral: 0-2

Date	Opponent	Score	Overall	ACC	Rank
1/13/2025	TROY	W 4-1	1-0	0-0	
1/13/2025	BUFFALO	W 4-1	2-0	0-0	
1/16/2025	FAU	NO CONTEST	2-0	0-0	
1/25/2024	at #7 Columbia!	L 0-4	2-1	0-0	
1/26/2024	vs Middle Tennessee!	L 2-4	2-2	0-0	
1/31/2024	USF	W 5-2	3-2	0-0	
2/7/2024	#21 UCF	W 4-2	4-2	0-0	
2/21/2024	FGCU	W 4-0	5-2	0-0	#23
2/28/2024	#63 SMU*	W 4-2	6-2	1-0	#30
*3/2/2024	BOSTON COLLEGE*	W 4-0	7-2	2-0	#30
*3/4/2024	SOUTH ALABAMA	W 4-1	8-2		#29
*3/7/2024	at #9 Stanford*	L 0-4	8-3	2-1	#29
*3/9/2024	at #26 Cal*	L 0-4	8-4	2-2	#29
3/14/2024	at #1 Wake Forest*	L 0-4	8-5	2-3	#34
*3/16/2024	at #5 NC State*	L 0-4	8-6	2-4	#34
*3/18/2024	COLGATE	W 7-0	9-6		#34
*3/21/2024	#38 GEORGIA TECH*	W 4-3	10-6	3-4	#34
*3/23/2024	#16 CLEMSON*	W 4-2	11-6	4-4	#34
*3/28/2024	at #55 North Carolina*	L 3-4	11-7	4-5	#25
*3/30/2024	at #13 Duke*	L 3-4	11-8	4-6	#25
*4/3/2024	LOUISVILLE*	W 4-0	12-8	5-6	#33
*4/5/2024	#55 NOTRE DAME*	W 4-2	13-8	6-6	#33
*4/11/2024	at #19 Florida State*	L 1-4	13-9	6-7	#35
\$4/16/2024	vs #60 Notre Dame	L 3-4	13-10	2-10	#37
#5/3/2024	at #15 UCF	L 1-4	13-11	2-10	#39

\* - ACC Match

! - ITA Kickoff Weekend

\$ - ACC Tournament

# - NCAA Championship



# 2025 TEAM MATCH-BY-MATCH

Date	Opponent	Result	Score	SINGLES						DOUBLES		
				1	2	3	4	5	6	1	2	3
1/13/2025	TROY	W	4-1	u	W	W	W	u	L	W	W	L
1/13/2025	BUFFALO	W	4-1	W	W	W	u	u	L	W	W	L
1/16/2025	FAU	NO CONTEST		L	W	W	L	L	W	W	W	L
1/25/2024	at #7 Columbia!	L	0-4	u	u	L	L	u	L	u	L	L
1/26/2024	vs Middle Tennessee!	L	2-4	W	u	L	L	L	L	W	W	L
1/31/2024	USF	W	5-2	W	W	W	W	L	L	W	W	W
2/7/2024	#21 UCF	W	4-2	W	W	W	L	W	u	u	L	L
2/21/2024	FGCU	W	4-0	W	u	W	u	W	u	u	W	W
2/28/2024	#63 SMU*	W	4-2	W	W	L	u	W	W	W	u	W
*3/2/2024	BOSTON COLLEGE*	W	4-0	W	W	W	u	u	u	W	W	u
*3/4/2024	SOUTH ALABAMA	W	4-1	W	W	W	u	u	W	W	L	L
*3/7/2024	at #9 Stanford*	L	0-4	L	u	u	L	u	L	L	u	L
*3/9/2024	at #26 Cal*	L	0-4	u	L	u	L	u	L	L	u	L
3/14/2024	at #1 Wake Forest*	L	0-4	u	u	L	L	L	u	L	L	u
*3/16/2024	at #5 NC State*	L	0-4	L	u	L	L	u	u	L	L	u
*3/18/2024	COLGATE	W	7-0	W	W	W	W	W	W	W	W	u
*3/21/2024	#38 GEORGIA TECH*	W	4-3	W	L	L	W	W	W	W	L	L
*3/23/2024	#16 CLEMSON*	W	4-2	W	W	u	W	L	L	L	W	W
*3/28/2024	at #55 North Carolina*	L	3-4	W	W	W	L	L	L	W	L	L
*3/30/2024	at #13 Duke*	L	3-4	W	L	W	L	L	W	u	L	L
*4/3/2024	LOUISVILLE*	W	4-0	W	u	W	u	W	u	W	W	L
*4/5/2024	#55 NOTRE DAME*	W	4-2	W	W	W	u	W	L	W	L	L
*4/11/2024	at #19 Florida State*	L	1-4	u	u	W	L	L	L	L	L	u
\$4/16/2024	vs #60 Notre Dame	L	3-4	L	L	W	L	W	W	u	L	L
#5/3/2024	at #15 UCF	L	1-4	L	u	W	L	L	u	u	L	L

\* - ACC Match

! - ITA Kickoff Weekend

\$ - ACC Tournament

# - NCAA Championships

# INDIVIDUAL STATISTICS

SINGLES	Overall	Dual	Tour	ACC	1	2	3	4	5	6	Nat'l	Reg'l	Strk	Last 10
Leonardo Dal Boni	8-14	6-11	2-3	3-6	---	---	---	2-5	4-6	---	0-2	0-0	L1	4-5
Jules Garot	6-9	6-9	0-0	3-6	---	---	---	---	1-0	5-9	0-0	0-0	W1	4-4
Martin Katz	25-10	15-5	10-5	8-2	15-5	--	---	---	---	---	9-8	0-0	L2	7-2
Maximo Oberto	2-6	1-1	1-5	0-0	---	---	---	---	0-1	1-0	0-0	0-0	W1	2-6
Antonio Prat	15-9	11-5	4-4	4-4	---	11-5	---	---	---	---	3-2	0-0	L1	4-3
Mehdi Sadaoui	9-15	7-10	2-5	3-6	---	---	---	3-8	3-2	1-0	0-0	0-0	L5	3-5
Nacho Serra Sanchez	21-9	16-6	5-3	6-4	---	---	16-6	---	---	---	1-2	0-0	W7	8-1
<b>Totals</b>	<b>86-74</b>	<b>62-49</b>	<b>24-25</b>	<b>27-28</b>	<b>15-5</b>	<b>11-5</b>	<b>16-6</b>	<b>5-13</b>	<b>8-9</b>	<b>7-11</b>	<b>13-14</b>	<b>0-0</b>		
Percentage	.538	.559	.490	.491	.750	.688	.727	.278	.471	.389	.481	.000		

DOUBLES	Overall	Dual	Tour	ACC	1	2	3	Nat'l	Reg'l	Streak	Last 10
Mehdi Sadaoui/Nacho Serra Sanchez	0-3	0-0	0-3	0-0	---	---	---	0-0	0-0	L3	0-3
Martin Katz/Antonio Prat	13-9	13-6	0-3	6-6	13-6	---	---	2-5	0-0	L1	5-5
Leonardo Dal Boni/Maximo Oberto	1-2	0-0	1-2	0-0	---	---	---	0-0	0-0	L1	1-2
Antonio Prat/Mehdi Sadaoui	1-1	0-0	1-1	0-0	---	---	---	0-0	0-0	L1	1-1
Leonardo Dal Boni/Nacho Serra Sanchez	9-11	9-11	0-0	3-7	---	9-11	--	1-3	0-0	L3	2-8
Maximo Oberto/Mehdi Sadaoui	0-3	0-3	0-0	0-0	---	---	0-3	0-0	0-0	L3	0-3
Jules Garot/Mehdi Sadaoui	5-12	5-12	0-0	2-7	---	1-0	4-12	0-1	0-0	L5	2-8
Martin Katz/Mehdi Sadaoui	0-1	0-1	0-0	0-0	---	0-1	---	0-0	0-0	L1	0-1
Leonardo Dal Boni/Jules Garot	0-1	0-1	0-0	0-0	---	---	0-1	0-0	0-0	L1	0-1
<b>Totals</b>	<b>29-43</b>	<b>27-34</b>	<b>2-9</b>	<b>11-20</b>	<b>13-6</b>	<b>10-12</b>	<b>4-16</b>	<b>3-9</b>	<b>0-0</b>		
Percentage	.403	.443	.182	.355	.684	.455	.200	.250	.000		

DOUBLES OVERALL	Overall	Dual	Tour	ACC	1	2	3	Nat'l	Reg'l
Nacho Serra Sanchez	9-14	9-11	0-3	3-7	---	9-11	---	1-3	0-0
Mehdi Sadaoui	6-20	5-16	1-4	2-7	---	1-1	4-15	0-1	0-0
Antonio Prat	14-10	13-6	1-4	6-6	13-6	---	---	2-5	0-0
Martin Katz	13-10	13-7	0-3	6-6	13-6	0-1	---	2-5	0-0
Maximo Oberto Calleri	1-5	0-3	1-2	0-0	---	---	0-3	0-0	0-0
Leonardo Dal Boni	10-14	9-12	1-2	3-7	---	9-11	0-1	1-3	0-0
Jules Garot	5-13	5-13	0-0	2-7	---	1-0	4-13	0-1	0-0
<b>Totals</b>	<b>29-43</b>	<b>27-34</b>	<b>2-9</b>	<b>11-20</b>	<b>13-6</b>	<b>10-12</b>	<b>4-16</b>	<b>3-9</b>	<b>0-0</b>
Percentage	.403	.443	.182	.355	.684	.455	.200	.250	.000



# INDIVIDUAL MATCH-BY-MATCH

## LEONARDO DAL BONI (SINGLES)

	Team/School	Pos	Opponent (Rank Nat/Reg)	Singles score
Jan 13, 2025	Troy	4	Henrique de Brito	Won 6-4, 6-1
Jan 13, 2025	Buffalo	4	Michael Malkin	7-6 (7-2), 1-1, unfinished
Jan 16, 2025	FAU	4	Jan Kusy	Lost 6-3, 2-6, 2-6
Jan 25, 2025	at #7 Columbia	4	Hugo Hashimoto (33/-)	Lost 1-6, 4-6
Jan 26, 2025	vs Middle Tennessee St.	4	Ondrej Horak	Lost 2-6, 6-7 (2-7)
Jan 31, 2025	South Florida	4	Gughi Verdese	Won 6-2, 6-3
Feb 07, 2025	#21 UCF	4	Santiago Giamichelle	Lost 6-7 (2-7), 3-6
Feb 21, 2025	FGCU	4	Pablo Paternostro	6-1, 5-2, unfinished
* Feb 28, 2025	#63 SMU	4	Louis Cloud	7-6 (7-5), 6-7 (9-11), unfinishe
* Mar 02, 2025	Boston College	4	Mai Gao	6-2, 2-4, unfinished
Mar 04, 2025	South Alabama	4	Harold van Raemdonck	6-3, 4-5, unfinished
* Mar 7, 2025	at #9 Stanford	4	HDV Schulenburg (56/-)	Lost 2-6, 1-6
* Mar 9, 2025	at #26 California	5	Lechno-Wasiutynski	6-7 (3-7), 0-5, unfinished
* Mar 11, 2025	at #1 Wake Forest	5	Luca Pow	Lost 2-6, 2-6
* Mar 16, 2025	at #5 NC State	5	Jules Leroux	1-2, unfinished
* Mar 21, 2025	#38 Georgia Tech	5	Gianluca Carlini	Won 6-2, 6-1
* Mar 23, 2025	#16 Clemson	5	Romain Gales	Lost 6-7 (5-7), 2-6
* Mar 28, 2025	at #55 North Carolina	5	Diego Jarry	Lost 1-6, 7-6 (7-5), 5-7
* Mar. 30, 2025	at Duke	5	Connor Krug	Lost 3-6, 2-6
* Apr 03, 2025	Louisville	5	Kosuke Nakanishi	Won 6-2, 6-3
* Apr 05, 2025	#55 Notre Dame	5	Peter Nad	Won 6-2, 6-7 (8-10), 7-6 (7-5)
* Apr 11, 2025	at #19 Florida State	5	J. Dous-Karpenschif	Lost 3-6, 4-6
Apr 16, 2025	vs #65 Notre Dame	5	Peter Nad	Won 6-4, 6-4
% May 03, 2025	at #15 UCF	5	Santiago Giamichelle	Lost 6-7 (5-7), 2-6

## LEONARDO DAL BONI (DOUBLES)

	Team/School	Pos	Opponent (Rank Nat/Reg)	Doubles score/Partner
Jan 13	Troy	2	Yeray Andres Pastor/Thiago Drozdowski	Won 6-4/Nacho Serra Sanchez
Jan 13	Buffalo	2	Michael Malkin/Emiliano Jorquera	Won 6-4/Nacho Serra Sanchez
Jan 16	FAU	2	Segundo Goity/Lucca Pignaton	Won 6-4/Nacho Serra Sanchez
Jan 25	at #7 Columbia	2	Max Westphal/Sachin Palta	Lost 2-6/Nacho Serra Sanchez
Jan 26	vs Middle Tennessee St.	2	Jakub Krosiak/Shu Matsuoaka	Won 6-4/Nacho Serra Sanchez
Jan 31	South Florida	2	Hugo Car/Tom PavlekovichSmith	Won 6-4/Nacho Serra Sanchez
Feb 07	#21 UCF	2	Mehdi Benchakroun/Santiago Giamichelle	Lost 2-6/Nacho Serra Sanchez
Feb 21	FGCU	2	Jonathan Baron/Guglielmo Stefanacci	Won 6-1/Nacho Serra Sanchez
* Feb 28	#63 SMU	2	Ofek Shimanov/Georgi Georgiev	4-4, unfinished/Nacho Serra S
* Mar 02	Boston College	2	Liam O'Leary/Caleb Saltz	Won 6-4/Nacho Serra Sanchez
Mar 04	South Alabama	2	Braden Hannig/Javier Montoya	Lost 6-7 (5-7)/Nacho Serra Sanchez
* Mar 7	at #9 Stanford	2	Nico Godsick/HDV Schulenburg	5-4, unfinished/Nacho Serra S
* Mar 9	at #26 California	2	Alex Chang/Timofey Stepanov	3-5, unfinished/Nacho Serra S
* Mar 11	at #1 Wake Forest	2	Luciano Tacchi/Luca Staeheli (12/-)	Lost 1-6/Nacho Serra Sanchez
* Mar 16	at #5 NC State	2	Jules Leroux/Luca Staeheli (12/-)	Lost 2-6/Nacho Serra Sanchez
* Mar 21	#38 Georgia Tech	2	Krish Arora/Christophe Clement (59/-)	Lost 3-6/Nacho Serra Sanchez
* Mar 23	#16 Clemson	2	Viktor Markov/Max Damm	Won 6-4/Nacho Serra Sanchez
* Mar 28	at #55 North Carolina	2	Diego Jarry/Anthony Wright	Lost 3-6/Nacho Serra Sanchez
* Mar. 30	at Duke	2	Pedro Rodenas/Andreja Petrovic	Lost 2-6/Nacho Serra Sanchez
* Apr 03	Louisville	2	Natan Rodrigues/Hamza El Amine (77/-)	Won 6-3/Nacho Serra Sanchez
* Apr 05	#55 Notre Dame	2	Jameson Corsillo/Yu Zhang	Lost 4-6/Nacho Serra Sanchez
* Apr 11	at #19 Florida State	2	J. Dous-Karpenschiff/Erik Schiessl	Lost 3-6/Nacho Serra Sanchez
Apr 16	vs #65 Notre Dame	2	Jameson Corsillo/Yu Zhang	Lost 2-6/Nacho Serra Sanchez
% May 03	at #15 UCF	3	Santiago Giamichelle/Mehdi Benchakroun	Lost 3-6/Jules Garot

# INDIVIDUAL MATCH-BY-MATCH

## JULES GAROT (SINGLES)

	Team/School	Pos	Opponent (Rank Nat/Reg)	Singles score
Jan 25, 2025	at #7 Columbia	6	T. Boosarawongse	Lost 0-6, 0-6
Jan 26, 2025	vs Middle Tennessee St.	6	Igor Mandou Berrange	Lost 5-7, 4-6
Jan 31, 2025	South Florida	6	Stepan Mruzek	Lost 6-3, 0-6, 2-6
Feb 07, 2025	#21 UCF	6	Emilio Sanchez	3-6, 7-6 (7-2), 3-4, unfinished
Feb 21, 2025	FGCU	6	CJ Smith	7-6 (7-4), 2-1, unfinished
* Feb 28, 2025	#63 SMU	6	Noah McDonald	Won 6-3, 2-6, 7-6 (7-2)
* Mar 02, 2025	Boston College	6	Connor McDonald	6-3, 1-5, unfinished
Mar 04, 2025	South Alabama	6	Victor Frumholz	Won 6-0, 6-4
* Mar 7, 2025	at #9 Stanford	6	Alex Razeghi	Lost 1-6, 0-6
* Mar 9, 2025	at #26 California	6	Alex Aney	Lost 4-6, 2-6
* Mar 11, 2025	at #1 Wake Forest	6	Franco Capalbo	5-7, 1-2, unfinished
* Mar 16, 2025	at #5 NC State	6	William Manning	unfinished
Mar 18, 2025	Colgate	5	Graham, Ben	Won 6-1, 6-0
* Mar 21, 2025	#38 Georgia Tech	6	Richard Biagiotti	Won 1-6, 6-4, 6-2
* Mar 23, 2025	#16 Clemson	6	Max Smith	Lost 4-6, 4-6
* Mar 28, 2025	at #55 North Carolina	6	Nick Mangiapane	Lost 2-6, 3-6
* Mar. 30	at Duke	6	Jake Krug	Won 6-4, 7-6 (8-6)
* Apr 03, 2025	Louisville	6	Hamza El Amine	6-4, 1-4, unfinished
* Apr 05, 2025	#55 Notre Dame	6	Kyran Magimay	Lost 4-6, 5-7
* Apr 11, 2025	at #19 Florida State	6	Youcef Rihane	Lost 3-6, 2-6
Apr 16, 2025	vs #65 Notre Dame	6	Kyran Magimay	Won 7-5, 7-6 (7-4)
% May 03, 2025	at #15 UCF	6	Nicolas Oliveira	4-6, 5-5, unfinished

## JULES GAROT (DOUBLES)

	Team/School	Pos	Opponent (Rank Nat/Reg)	Doubles score/Partner
Jan 25	at #7 Columbia	3	Hugo Hashimoto/Jayden Templeman (75/-)	Lost 3-6/Mehdi Sadaoui
Jan 26	vs Middle Tennessee St.	3	Rostislav Halfinger/Kacper Szymkowiak	Lost 1-6/Mehdi Sadaoui
Jan 31	South Florida	3	Ben Hudson/Ettore Danesi	Won 6-3/Mehdi Sadaoui
Feb 07	#21 UCF	3	Emilio Sanchez/Yassine Dlimi	Lost 3-6/Mehdi Sadaoui
Feb 21	FGCU	3	Stavros Hadjivarnava/Harry Michalowski	Won 6-3/Mehdi Sadaoui
* Feb 28	#63 SMU	3	Maks Silagy/Louis Cloud	Won 6-2/Mehdi Sadaoui
* Mar 02	Boston College	3	Andrew Ilie/Matthew Overvelde	4-4, unfinished/Mehdi Sadaoui
Mar 04	South Alabama	3	Victor Frumholz/Harold van Raemdonck	Lost 1-6/Mehdi Sadaoui
* Mar 7	at #9 Stanford	3	Nathan Barki/Kyle Kang	Lost 3-6/Mehdi Sadaoui
* Mar 9	at #26 California	3	Lechno-Wasiutynski/Mikey Wright	Lost 1-6/Mehdi Sadaoui
* Mar 11	at #1 Wake Forest	3	Ioannis Xilas/Franco Capalbo	3-4, unfinished/Mehdi Sadaoui
* Mar 16	at #5 NC State	3	Martin Borisiouk/William Manning	3-3, unfinished/Mehdi Sadaoui
Mar 18	Colgate Men's Tennis	2	Chung, Aidan/Viding, Tim	Won 6-2/Mehdi Sadaoui
* Mar 21	#38 Georgia Tech	3	Gabriele Brancatelli/Robert Bauer	Lost 4-6/Mehdi Sadaoui
* Mar 23	#16 Clemson	3	Romain Gales/Wissam Abderrahman	Won 7-5/Mehdi Sadaoui
* Mar 28	at #55 North Carolina	3	Constantinos Djakour/Nick Mangiapane	Lost 6-7 (2-7)/Mehdi Sadaoui
* Mar. 30	at Duke	3	Remy Dugardin/G Planelles Ripoll	Lost 1-6/Mehdi Sadaoui
* Apr 03	Louisville	3	Will Mayew/Miguel Avendano	Lost 3-6/Mehdi Sadaoui
* Apr 05	#55 Notre Dame	3	Luis Llorens Saracho/Peter Nad	Lost 1-6/Mehdi Sadaoui
* Apr 11	at #19 Florida State	3	Jamie Connel/Jan Sebesta	4-4, unfinished/Mehdi Sadaoui
Apr 16	vs #65 Notre Dame	3	Luis Llorens Saracho/Peter Nad	Lost 3-6/Mehdi Sadaoui
% May 03	at #15 UCF	3	Santiago Giamichelle/Mehdi Benchakroun	Lost 3-6/Leonardo Dal Boni



# INDIVIDUAL MATCH-BY-MATCH

## MARTIN KATZ (SINGLES)

	Team/School	Pos	Opponent (Rank Nat/Reg)	Singles score
Jan 13, 2025	Troy	1	Yeray Andres Pastor	6-3, 3-3, unfinished
Jan 13, 2025	Buffalo	1	Theodoros Mitsakos	Won 6-0, 6-2
Jan 16, 2025	FAU	1	John Bernard	Lost 0-6, 6-2, 3-6
Jan 25, 2025	at #7 Columbia	1	Michael Zheng (1/-) -	2-6, 5-3, unfinished
Jan 26, 2025	vs Middle Tennessee St.	1	Karim Al-Amin	Won 6-2, 6-1
Jan 31, 2025	South Florida	1	Hugo Car	Won 6-4, 3-6, 1-0 (10-6)
Feb 07, 2025	#21 UCF	1	Paul Colin	Won 6-2, 4-6, 6-4
Feb 21, 2025	FGCU	1	Hugo Magnusson	Won 6-1, 6-1
* Feb 28, 2025	#63 SMU	1	Georgi Georgiev	Won 6-4, 6-1
* Mar 02, 2025	Boston College	1	Caleb Saltz	Won 6-2, 6-2
Mar 04, 2025	South Alabama	1	Javier Montoya	Won 6-3, 6-4
* Mar 7, 2025	at #9 Stanford	1	Samir Banerjee (16/-)	Lost 4-6, 4-6
* Mar 9, 2025	at #26 California	1	Alex Chang (49/-) -	5-7, 5-2, unfinished
* Mar 11, 2025	at #1 Wake Forest	1	Stefan Dostanic (11/-) -	6-4, 1-6, 1-1, unfinished
* Mar 16, 2025	at #5 NC State	1	Braden Shick (24/-)	Lost 3-6, 4-6
Mar 18, 2025	Colgate Men's Tennis	1	Vlassis, Benito	Won 6-1, 6-0
* Mar 21, 2025	#38 Georgia Tech	1	Nate Bonetto (109/-)	Won 6-3, 6-1
* Mar 23, 2025	#16 Clemson	1	Noa Vukadin (55/-)	Won 4-6, 6-2, 6-4
* Mar 28, 2025	at #55 North Carolina	1	Vladislav Melnic	Won 7-6 (7-3), 6-4
* Mar. 30	at Duke	1	Pedro Rodenas (36/-)	Won 7-6 (7-4), 6-4
* Apr 03, 2025	Louisville	1	Natan Rodrigues	Won 6-1, 6-2
* Apr 05, 2025	#55 Notre Dame	1	Sebastian Dominko (18/-)	Won 6-4, 6-0
* Apr 11, 2025	at #19 Florida State	1	Corey Craig (15/-) -	4-6, 5-4, unfinished
Apr 16, 2025	vs #65 Notre Dame	1	Sebastian Dominko (19/-)	Lost 4-6, 6-4, 4-6
% May 03, 2025	at #15 UCF	1	Yassine Dlimi (63/-)	Lost 3-6, 3-6

## MARTIN KATZ (DOUBLES)

	Team/School	Pos	Opponent (Rank Nat/Reg)	Doubles score/Partner
Jan 13	Troy	1	Nicolas Simkin/Noah Martens	Won 6-2/Antonio Prat
Jan 13	Buffalo	1	Theodoros Mitsakos/Clement Mainguy	Won 6-1/Antonio Prat
Jan 16	FAU	1	John Bernard/Mark Havlicek	Won 6-4/Antonio Prat
Jan 25	at #7 Columbia	1	Michael Zheng/Nicolas Kotzen -	5-4, unfinished/Antonio Prat
Jan 26	vs Middle Tennessee St.	1	Ondrej Horak/Karim Al-Amin	Won 7-5/Antonio Prat
Jan 31	South Florida	1	Elijah Cham/Stepan Mruzek	Won 6-4/Antonio Prat
Feb 07	#21 UCF	1	Liam Branger/Paul Colin -	4-3, unfinished/Antonio Prat
Feb 21	FGCU	1	Hugo Magnusson/CJ Smith -	4-5, unfinished/Antonio Prat
* Feb 28	#63 SMU	1	Vikas Deo/Xavier Calvelo	Won 6-2/Antonio Prat
* Mar 02	Boston College	1	Aidan Pacl/Jake Vassel	Won 6-1/Antonio Prat
Mar 04	South Alabama	1	Romeo Hadzimehm/Juan Accossatto	Won 6-4/Antonio Prat
* Mar 7	at #9 Stanford	1	Samir Banerjee/Alex Razeghi (37/-)	Lost 2-6/Antonio Prat
* Mar 9	at #26 California	1	Derrick Chen/Theo Dean	Lost 2-6/Antonio Prat
* Mar 11	at #1 Wake Forest	1	DK Ekambaram/Stefan Dostanic (5/-)	Lost 3-6/Antonio Prat
* Mar 16	at #5 NC State	1	Braden Shick/Fons Van Sambeek (8/-)	Lost 2-6/Antonio Prat
Mar 18	Colgate Men's Tennis	1	Vlassis, Benito/Israel, Josh	Won 6-0/Antonio Prat
* Mar 21	#38 Georgia Tech	1	Nate Bonetto/Gianluca Carlini (20/-)	Won 6-1/Antonio Prat
* Mar 23	#16 Clemson	1	Noa Vukadin/Max Smith (31/-)	Lost 1-6/Antonio Prat
* Mar 28	at #55 North Carolina	1	Vladislav Melnic/Chris Xu	Won 6-4/Antonio Prat
* Mar. 30	at Duke	1	Cooper Williams/Theo Winegar (25/-) -	4-4, unfinished/Antonio Prat
* Apr 03	Louisville	1	Kosuke Nakanishi/Andre Steinbach	Won 7-5/Antonio Prat
* Apr 05	#55 Notre Dame	1	Dominko/Thompson (68/-)	Won 6-1/Antonio Prat
* Apr 11	at #19 Florida State	1	Alex Bulte/Youcef Rihane (15/-)	Lost 4-6/Antonio Prat
Apr 16	vs #65 Notre Dame	1	Dominko/Thompson (21/-) -	5-5, unfinished/Antonio Prat

# INDIVIDUAL MATCH-BY-MATCH

## MAXIMO OBERTO (SINGLES)

	Team/School	Pos	Opponent (Rank Nat/Reg)	Singles score
Jan 13, 2025	Troy	5	Hihiro Sakamoto -	3-6, 3-5, unfinished
Jan 13, 2025	Buffalo	5	Emiliano Jorquera -	2-6, 4-3, unfinished
Jan 16, 2025	FAU	5	Marek Pazdera	Lost 3-6, 1-6
Mar 18, 2025	Colgate Men's Tennis	6	Falcon, Jerome	Won 6-2, 6-1

## MAXIMO OBERTO (DOUBLES)

	Team/School	Pos	Opponent (Rank Nat/Reg)	Doubles score/Partner
Jan 13	Troy	3	Hihiro Sakamoto/Luciano Alcocer	Lost 2-6/Mehdi Sadaoui
Jan 13	Buffalo	3	Cheng Tang/Faiz Nasyam	Lost 0-6/Mehdi Sadaoui
Jan 16	FAU	3	Simon Myslivec/Marek Pazdera	Lost 2-6/Mehdi Sadaoui
Mar 18	Colgate Men's Tennis	3	McGowan, Parker/Falcon, Jerome	4-4, unfinished/Nacho Serra S      anchez

# INDIVIDUAL MATCH-BY-MATCH

## ANTONIO PRAT (SINGLES)

	Team/School	Pos	Opponent (Rank Nat/Reg)	Singles score
Jan 13, 2025	Troy	2	Noah Martens	Won 6-3, 6-4
Jan 13, 2025	Buffalo	2	Cheng Tang	Won 6-2, 6-2
Jan 16, 2025	FAU	2	Segundo Goity	Won 6-4, 6-3
Jan 25, 2025	at #7 Columbia	2	Nicolas Kotzen (42/-) -	7-5, 2-4, unfinished
Jan 26, 2025	vs Middle Tennessee St.	2	Shu Matsuoka -	7-5, 1-6, 5-2, unfinished
Jan 31, 2025	South Florida	2	Elijah Cham (114/-)	Won 6-0, 7-5
Feb 07, 2025	#21 UCF	2	Mehdi Benchakroun (108/-)	Won 6-7 (5-7), 6-2, 6-0
Feb 21, 2025	FGCU	2	Jonathan Baron -	6-3, 3-1, unfinished
* Feb 28, 2025	#63 SMU	2	Jerry Barton	Lost 6-1, 2-6, 4-6
* Mar 02, 2025	Boston College	2	Jake Vassel	Won 6-1, 6-1
Mar 04, 2025	South Alabama	2	Braden Hannig	Won 6-2, 6-3
* Mar 7, 2025	at #9 Stanford	2	Max Basing (71/-) -	5-7, 3-4, unfinished
* Mar 9, 2025	at #26 California	2	Theo Dean (36/-)	Lost 4-6, 3-6
* Mar 11, 2025	at #1 Wake Forest	2	DK Suresh Ekambaram (5/-) -	4-6, 6-0, unfinished
* Mar 16, 2025	at #5 NC State	2	Martin Borisouk (41/-) -	5-7, 5-3, unfinished
Mar 18, 2025 C	Colgate Men's Tennis	2	Lee, Aidan	Won 6-1, 6-1
* Mar 21, 2025	#38 Georgia Tech	2	Gabriele Brancatelli	Lost 5-7, 5-7
* Mar 23, 2025	#16 Clemson	2	Wissam Abderrahman (92/-)	Won 6-4, 6-4
* Mar 28, 2025	at #55 North Carolina	2	Constantinos Djakour	Won 6-3, 6-3
* Mar. 30	at Duke	2	Cooper Williams (71/-)	Lost 6-7 (9-11), 1-6
* Apr 03, 2025	Louisville	2	Will Mayew (80/-) -	4-6, 2-4, unfinished
* Apr 05, 2025	#55 Notre Dame	2	Yu Zhang	Won 6-2, 4-6, 6-3
* Apr 11, 2025	at #19 Florida State	2	Jamie Connel (46/-) -	7-5, 6-6 (1-1), unfinished
Apr 16, 2025	vs #65 Notre Dame	2	Yu Zhang	Lost 2-6, 3-6
% May 03, 2025	at #15 UCF	2	Mehdi Benchakroun (84/-) -	7-6 (7-3), 2-3, unfinished

## ANTONIO PRAT (DOUBLES)

	Team/School	Pos	Opponent (Rank Nat/Reg)	Doubles score/Partner
Jan 13	Troy	1	Nicolas Simkin/Noah Martens	Won 6-2/Martin Katz
Jan 13	Buffalo	1	Theodoros Mitsakos/Clement Mainguy	Won 6-1/Martin Katz
Jan 16	FAU	1	John Bernard/Mark Havlicek	Won 6-4/Martin Katz
Jan 25	at #7 Columbia	1	Michael Zheng/Nicolas Kotzen -	5-4, unfinished/Martin Katz
Jan 26	vs Middle Tennessee St.	1	Ondrej Horak/Karim Al-Amin	Won 7-5/Martin Katz
Jan 31	South Florida	1	Elijah Cham/Stepan Mruzek	Won 6-4/Martin Katz
Feb 07	#21 UCF	1	Liam Branger/Paul Colin -	4-3, unfinished/Martin Katz
Feb 21	FGCU	1	Hugo Magnusson/CJ Smith -	4-5, unfinished/Martin Katz
* Feb 28	#63 SMU	1	Vikas Deo/Xavier Calvelo	Won 6-2/Martin Katz
* Mar 02	Boston College	1	Aidan Pacl/Jake Vassel	Won 6-1/Martin Katz
Mar 04	South Alabama	1	Romeo Hadzimehm/Juan Accossatto	Won 6-4/Martin Katz
* Mar 7	at #9 Stanford	1	Samir Banerjee/Alex Razeghi (37/-)	Lost 2-6/Martin Katz
* Mar 9	at #26 California	1	Derrick Chen/Theo Dean	Lost 2-6/Martin Katz
* Mar 11	at #1 Wake Forest	1	DK Ekambaram/Stefan Dostanic (5/-)	Lost 3-6/Martin Katz
* Mar 16	at #5 NC State	1	Braden Shick/Fons Van Sambeek (8/-)	Lost 2-6/Martin Katz
Mar 18	Colgate Men's Tennis	1	Vlassis, Benito/Israel, Josh	Won 6-0/Martin Katz
* Mar 21	#38 Georgia Tech	1	Nate Bonetto/Gianluca Carlini (20/-)	Won 6-1/Martin Katz
* Mar 23	#16 Clemson	1	Noa Vukadin/Max Smith (31/-)	Lost 1-6/Martin Katz
* Mar 28	at #55 North Carolina	1	Vladislav Melnic/Chris Xu	Won 6-4/Martin Katz
* Mar. 30	at Duke	1	Cooper Williams/Theo Winegar (25/-) -	4-4, unfinished/Martin Katz
* Apr 03	Louisville	1	Kosuke Nakanishi/Andre Steinbach	Won 7-5/Martin Katz
* Apr 05	#55 Notre Dame	1	Dominko/Thompson (68/-)	Won 6-1/Martin Katz
* Apr 11	at #19 Florida State	1	Alex Bulte/Youcef Rihane (15/-)	Lost 4-6/Martin Katz
Apr 16	vs #65 Notre Dame	1	Dominko/Thompson (21/-) -	5-5, unfinished/Nacho Serra Sanchez



## MEHDI SADAQUI (SINGLES)

	Team/School	Pos	Opponent (Rank Nat/Reg)	Singles score
Jan 16, 2025	FAU	6	Luca Miremont	Won 6-1, 6-7 (5-7), 6-2
Jan 25, 2025	at #7 Columbia	5	Sachin Palta -	2-6, 4-3, unfinished
Jan 26, 2025	vs Middle Tennessee St.	5	Kacper Szymkowiak	Lost 3-6, 1-6
Jan 31, 2025	South Florida	5	Ben Hudson	Lost 4-6, 6-3, 0-1 (10-12)
Feb 07, 2025	#21 UCF	5	Liam Branger	Won 1-6, 6-2, 7-5
Feb 21, 2025	FGCU	5	Ninad Raut	Won 6-1, 6-1
* Feb 28, 2025	#63 SMU	5	Xavier Calvelo	Won 2-6, 6-4, 6-4
* Mar 02, 2025	Boston College	5	Aidan Pacl -	6-1, 2-4, unfinished
Mar 04, 2025	South Alabama	5	Juan Accossatto -	5-7, 3-1, unfinished
* Mar 7, 2025	at #9 Stanford	5	Hudson Rivera -	7-6 (10-8), 2-4, unfinished
* Mar 9, 2025	at #26 California	4	Derrick Chen	Lost 3-6, 3-6
* Mar 11, 2025	at #1 Wake Forest	4	Luciano Tacchi	Lost 2-6, 1-6
* Mar 16, 2025	at #5 NC State	4	Fons Van Sambeek	Lost 3-6, 2-6
Mar 18, 2025	Colgate Men's Tennis	4	Seth, Lochlan	Won 6-3, 6-2
* Mar 21, 2025	#38 Georgia Tech	4	Krish Arora	Won 6-7 (2-7), 6-4, 6-3
* Mar 23, 2025	#16 Clemson	4	Marko Mesarovic	Won 6-3, 6-4
* Mar 28, 2025	at #55 North Carolina	4	Anthony Wright	Lost 3-6, 6-7 (5-7)
* Mar. 30	at Duke	4	Remy Dugardin	Lost 2-6, 7-5, 3-6
* Apr 03, 2025	Louisville	4	Miguel Avendano -	3-6, 4-3, unfinished
* Apr 05, 2025	#55 Notre Dame	4	Luis Llorens Saracho -	3-6, 7-6 (7-5), 5-5, unfinished
* Apr 11, 2025	at #19 Florida State	4	Erik Schiessl	Lost 5-7, 4-6
Apr 16, 2025	vs #65 Notre Dame	4	Jameson Corsillo	Lost 6-4, 1-6, 5-7
% May 03, 2025	at #15 UCF	4	Paul Colin	Lost 3-6, 5-7

## MEHDI SADAQUI (DOUBLES)

	Team/School	Pos	Opponent (Rank Nat/Reg)	Doubles score/Partner
Jan 13	Troy	3	Hiiro Sakamoto/Luciano Alcocer	Lost 2-6/Maximo Oberto
Jan 13	Buffalo	3	Cheng Tang/Faiz Nasyam	Lost 0-6/Maximo Oberto
Jan 16	FAU	3	Simon Myslivec/Marek Pazdera	Lost 2-6/Maximo Oberto
Jan 25	at #7 Columbia	3	Hugo Hashimoto/Jayden Templeman (75/-)	Lost 3-6/Jules Garot
Jan 26	vs Middle Tennessee St.	3	Rostislav Halfinger/Kacper Szymkowiak	Lost 1-6/Jules Garot
Jan 31	South Florida	3	Ben Hudson/Ettore Danesi	Won 6-3/Jules Garot
Feb 07	#21 UCF	3	Emilio Sanchez/Yassine Dlimi	Lost 3-6/Jules Garot
Feb 21	FGCU	3	Stavros Hadjivarnava/Harry Michalowski	Won 6-3/Jules Garot
* Feb 28	#63 SMU	3	Maks Silagy/Louis Cloud	Won 6-2/Jules Garot
* Mar 02	Boston College	3	Andrew Ilie/Matthew Overvelde	4-4, unfinished/Jules Garot
Mar 04	South Alabama	3	Victor Frumholz/Harold van Raemdonck	Lost 1-6/Jules Garot
* Mar 7	at #9 Stanford	3	Nathan Barki/Kyle Kang	Lost 3-6/Jules Garot
* Mar 9	at #26 California	3	Lechno-Wasiutynski/Mikey Wright	Lost 1-6/Jules Garot
* Mar 11	at #1 Wake Forest	3	Ioannis Xilas/Franco Capalbo	3-4, unfinished/Jules Garot
* Mar 16	at #5 NC State	3	Martin Borisouk/William Manning	3-3, unfinished/Jules Garot
Mar 18	Colgate Men's Tennis	2	Chung,Aidan/Viding, Tim	Won 6-2/Jules Garot
* Mar 21	#38 Georgia Tech	3	Gabriele Brancatelli/Robert Bauer	Lost 4-6/Jules Garot
* Mar 23	#16 Clemson	3	Romain Gales/Wissam Abderrahman	Won 7-5/Jules Garot
* Mar 28	at #55 North Carolina	3	Constantinos Djakour/Nick Mangiapane	Lost 6-7 (2-7)/Jules Garot
* Mar. 30	at Duke	3	Remy Dugardin/G Planelles Ripoll	Lost 1-6/Jules Garot
* Apr 03	Louisville	3	Will Mayew/Miguel Avendano	Lost 3-6/Jules Garot
* Apr 05	#55 Notre Dame	3	Luis Llorens Saracho/Peter Nad	Lost 1-6/Jules Garot
* Apr 11	at #19 Florida State	3	Jamie Connel/Jan Sebesta	4-4, unfinished/Jules Garot
Apr 16	vs #65 Notre Dame	3	Luis Llorens Saracho/Peter Nad	Lost 3-6/Jules Garot
% May 03	at #15 UCF	2	Yassine Dlimi/Emilio Sanchez	Lost 4-6/Martin Katz

# INDIVIDUAL MATCH-BY-MATCH

## NACHO SERRA SANCHEZ (SINGLES)

	Team/School	Pos	Opponent (Rank Nat/Reg)	Singles score
Jan 13, 2025	Troy	3	Thiago Drozdowski	Won 6-0, 6-2
Jan 13, 2025	Buffalo	3	Clement Mainguy	Won 6-2, 6-1
Jan 16, 2025	FAU	3	Mark Havlicek	Won 6-2, 5-7, 7-3
Jan 25, 2025	at #7 Columbia	3	Max Westphal	Lost 2-6, 2-6
Jan 26, 2025	vs Middle Tennessee St.	3	Jakub Krosiak	Lost 0-6, 2-6
Jan 31, 2025	South Florida	3	Ettore Danesi	Won 6-4, 6-2
Feb 07, 2025	#21 UCF	3	Yassine Dlimi	Won 7-5, 6-4
Feb 21, 2025	FGCU	3	Guglielmo Stefanacci	Won 6-2, 6-3
* Feb 28, 2025	#63 SMU	3	Ofek Shimanov	Lost 3-6, 4-6, 4-6
* Mar 02, 2025	Boston College	3	Andrew Ilie	Won 6-2, 6-2
Mar 04, 2025	South Alabama	3	Romeo Hadzimehmedovi	Won 6-3, 6-2
* Mar 7, 2025	at #9 Stanford	3	Kyle Kang -	7-6 (8-6), 2-4, unfinished
* Mar 9, 2025	at #26 California	3	Timofey Stepanov -	6-2, 5-5, unfinished
* Mar 11, 2025	at #1 Wake Forest	3	Ioannis Xilas (65/-)	Lost 2-6, 2-6
* Mar 16, 2025	at #5 NC State	3	Luca Staeheli (55/-)	Lost 4-6, 3-6
Mar 18, 2025	Colgate Men's Tennis	3	Israel, Josh	Won 6-2, 6-1
* Mar 21, 2025	#38 Georgia Tech	3	Christophe Clement	Lost 5-7, 6-7 (7-9)
* Mar 23, 2025	#16 Clemson	3	Viktor Markov -	6-7 (2-7), 7-5, unfinished
* Mar 28, 2025	at #55 North Carolina	3	Chris Xu (114/-)	Won 6-4, 6-0
* Mar. 30	at Duke	3	Andreja Petrovic	Won 6-4, 6-4
* Apr 03, 2025	Louisville	3	Andre Steinbach	Won 6-2, 6-2
* Apr 05, 2025	#55 Notre Dame	3	Chase Thompson	Won 6-2, 6-2
* Apr 11, 2025	at #19 Florida State	3	Alex Bulte	Won 6-1, 6-1
Apr 16, 2025	vs #65 Notre Dame	3	Chase Thompson	Won 6-3, 7-6 (13-11)
% May 03, 2025	at #15 UCF	3	Liam Branger	Won 6-2, 6-4

## NACHO SERRA SANCHEZ (DOUBLES)

	Team/School	Pos	Opponent (Rank Nat/Reg)	Doubles score/Partner
Jan 13	Troy	2	Yeray Andres Pastor/Thiago Drozdowski	Won 6-4/Leonardo Dal Boni
Jan 13	Buffalo	2	Michael Malkin/Emiliano Jorquera	Won 6-4/Leonardo Dal Boni
Jan 16	FAU	2	Segundo Goity/Lucca Pignaton	Won 6-4/Leonardo Dal Boni
Jan 25	at #7 Columbia	2	Max Westphal/Sachin Palta	Lost 2-6/Leonardo Dal Boni
Jan 26	vs Middle Tennessee St.	2	Jakub Krosiak/Shu Matsuoka	Won 6-4/Leonardo Dal Boni
Jan 31	South Florida	2	Hugo Car/Tom PavlekovichSmith	Won 6-4/Leonardo Dal Boni
Feb 07	#21 UCF	2	Mehdi Benchakroun/Santiago Giamichelle	Lost 2-6/Leonardo Dal Boni
Feb 21	FGCU	2	Jonathan Baron/Guglielmo Stefanacci	Won 6-1/Leonardo Dal Boni
* Feb 28	#63 SMU	2	Ofek Shimanov/Georgi Georgiev	4-4, unfinished/Leonardo Dal Boni
* Mar 02	Boston College	2	Liam O'Leary/Caleb Saltz	Won 6-4/Leonardo Dal Boni
Mar 04	South Alabama	2	Braden Hannig/Javier Montoya	Lost 6-7 (5-7)/Leonardo Dal Boni
* Mar 7	at #9 Stanford	2	Nico Godsick/HDV Schulenburg	5-4, unfinished/Leonardo Dal Boni
* Mar 9	at #26 California	2	Alex Chang/Timofey Stepanov	3-5, unfinished/Leonardo Dal Boni
* Mar 11	at #1 Wake Forest	2	Luciano Tacchi/Luca Pow (6/-)	Lost 1-6/Leonardo Dal Boni
* Mar 16	at #5 NC State	2	Jules Leroux/Luca Staeheli (12/-)	Lost 2-6/Leonardo Dal Boni
* Mar 21	#38 Georgia Tech	2	Krish Arora/Christophe Clement (59/-)	Lost 3-6/Leonardo Dal Boni
* Mar 23	#16 Clemson	2	Viktor Markov/Max Damm	Won 6-4/Leonardo Dal Boni
* Mar 28	at #55 North Carolina	2	Diego Jarry/Anthony Wright	Lost 3-6/Leonardo Dal Boni
* Mar. 30	at Duke	2	Pedro Rodenas/Andreja Petrovic	Lost 2-6/Leonardo Dal Boni
* Apr 03	Louisville	2	Natan Rodrigues/Hamza El Amine (77/-)	Won 6-3/Leonardo Dal Boni
* Apr 05	#55 Notre Dame	2	Jameson Corsillo/Yu Zhang	Lost 4-6/Leonardo Dal Boni
* Apr 11	at #19 Florida State	2	J. Dous-Karpenschif/Erik Schiessl	Lost 3-6/Leonardo Dal Boni
Apr 16	vs #65 Notre Dame	2	Jameson Corsillo/Yu Zhang	Lost 2-6/Leonardo Dal Boni
% May 03	at #15 UCF	1	Liam Branger/Paul Colin (55/-)	5-5, unfinished/ Antonio Prat



# HISTORY & RECORDS

<b>Year-by-Year Results .....</b>	<b>28-29</b>
<b>All-Time Schedule .....</b>	<b>30-41</b>
<b>All-Time Series Records .....</b>	<b>42</b>
<b>All-Time Series Results .....</b>	<b>43-52</b>
<b>NCAA Tournament History .....</b>	<b>53-55</b>
<b>Conference Tournament History .....</b>	<b>56-59</b>
<b>All-Time Records &amp; Results .....</b>	<b>60</b>
<b>Career and Season Leaders .....</b>	<b>61</b>
<b>Awards &amp; Accolades .....</b>	<b>62-63</b>
<b>History of Excellence .....</b>	<b>64</b>
<b>Winning Streak .....</b>	<b>65</b>
<b>Gardnar Mulloy .....</b>	<b>66</b>



# YEAR-BY-YEAR RESULTS

Year	Record	NCAA Finish	Conference	Record	Finish	Coach
1930	0-2					J. Burton Rix
1931	0-1					Wally Greer
1932	2-1					Wally Greer
1933	No team					
1934	3-1					Wally Greer
1935	2-1					Gardner Mulloy
1936	13-0					Gardner Mulloy
1937	8-0					Gardner Mulloy
1938	4-3-1					Gardner Mulloy
1939	10-0					Gardner Mulloy
1940	9-0					Gardner Mulloy
1941	5-2					Gardner Mulloy
1942	7-0-2					Gardner Mulloy
1943	2-1					Gardner Mulloy
1944	No team, war					
1945	2-0					No coach
1946	4-2-1					Mercer Beasley
1947	7-1					Gardner Mulloy
1948	2-4					John Howard
1949	12-0					William Lufler
1950	18-0					William Lufler
1951	14-0					William Lufler
1952	15-1-1					William Lufler
1953	13-0					William Lufler
1954	17-0					William Lufler
1955	16-0					William Lufler
1956	22-0					William Lufler
1957	21-1					William Lufler
1958	15-0	4th				Dale Lewis
1959	19-0	4th				Dale Lewis
1960	17-0	4th				Dale Lewis
1961	18-0	4th				Dale Lewis
1962	17-0	4th				Dale Lewis
1963	20-0	4th				Dale Lewis
1964	14-1	13th				Dale Lewis
1965	15-0-1	2nd				Dale Lewis
1966	13-2-1	3rd				Dale Lewis
1967	17-0	8th				Dale Lewis
1968	15-3	4th				Dale Lewis
1969	16-2-1	5th				Dale Lewis
1970	20-0	4th				Dale Lewis
1971	17-1	6th				Dale Lewis
1972	16-2	8th				Dale Lewis
1973	15-0	6th				Dale Lewis
1974	16-1	4th(tie)				Dale Lewis
1975	20-4-1	2nd				Dale Lewis
1976	12-8	10th				Dale Lewis
1977*	21-3	8th -- Quarterfinals				Dale Lewis
1978	14-5	Did not qualify				Dale Lewis
1979	18-4	Did not qualify				Dale Lewis
1980	18-4	1st Round				John Hammill
1981	16-3	1st Round				John Hammill
1982	20-8	1st Round				John Hammill
1983	25-6	1st Round				John Hammill

# YEAR-BY-YEAR RESULTS

Year	Record	NCAA Finish	Conference	Record	Finish	Coach
1984	17-12 %	Did not qualify				John Hammill
1985	18-9	1st Round				John Hammill
1986	14-12	1st Round				John Hammill
1987	18-13	Quarterfinals				John Hammill
1988	12-11	2nd Round				John Hammill
1989	22-10	2nd Round				John Hammill
1990	21-7	Quarterfinals				John Hammill
1991	15-11	Reg. 2nd Round	BIG EAST			John Hammill
1992	16-8	1st Round	BIG EAST			John Hammill
1993	10-12	Did not qualify	BIG EAST		1	John Hammill
1994	20-5	Reg. 3rd Round	BIG EAST		1	John Hammill
1995	13-12	Reg. 2nd Round	BIG EAST		1	John Hammill
1996	8-13	Did not qualify	BIG EAST		2	Rodney Harmon
1997	14-10	Reg. 1st Round	BIG EAST		1	Rodney Harmon
1998	16-9	Reg. 1st Round	BIG EAST		1	Jay Berger
1999	10-13	1st Round	BIG EAST		2	Jay Berger
2000	19-5	1st Round	BIG EAST		1	Jay Berger
2001	21-4	3rd Round	BIG EAST		1	Jay Berger
2002	12-10	1st Round	BIG EAST		2	Jay Berger
2003	13-8	1st Round	BIG EAST		1 +	Bryan Getz
2004	14-8	Did not qualify	BIG EAST		3	Bryan Getz
2005	12-11	Did not qualify	ACC	2-8	9	Mario Rincon
2006	20-5	Round of 16	ACC	9-2	t-1 ^	Mario Rincon
2007	11-14	1st Round	ACC	5-6	t-7	Mario Rincon
2008	17-8	2nd Round	ACC	6-4	7 \$	Mario Rincon
2009	16-9	Round of 16	ACC	9-2	2	Mario Rincon
2010	11-11	Did not qualify	ACC	4-6	8	Mario Rincon
2011	15-9	2nd Round	ACC	8-3	t-4	Mario Rincon
2012	8-13	Did not qualify	ACC	1-9	t-11	Mario Rincon
2013	13-13	Did not qualify	ACC	2-8	9	Mario Rincon
2014	14-11	Did not qualify	ACC	4-7	9	Mario Rincon
2015	7-17	Did not qualify	ACC	1-11	12	Mario Rincon
2016	8-15	Did not qualify	ACC	3-9	11	Mario Rincon
2017	9-13	Did not qualify	ACC	2-9	11	Aljosa Piric
2018	15-13	2nd Round	ACC	4-8	10	Aljosa Piric
2019	17-11	1st Round	ACC	7-5	5	Aljosa Piric
2020	10-2	Canceled	ACC	3-0	1	Aljosa Piric
2021	8-11	1st Round	ACC	4-6	9	Aljosa Piric
2022	17-10	2nd Round	ACC	5-7	t-7	Aljosa Piric
2023	15-10	Did not qualify	ACC	5-7	8	Aljosa Piric
2024	11-14	Did not qualify	ACC	2-10	12	Aljosa Piric
2025	13-11	1st Round	ACC	6-7	9	Alex Santos

Miami was a member of the BIG EAST Conference from 1991-2004, but did not play a conference schedule during the regular season. Conference finish was determined by the outcome of the BIG EAST Tournament. The Hurricanes have competed as members in the ACC since 2005.

\* The current dual match playoff for the NCAA Tournament was instituted in 1977

+ The championship match was suspended due to weather and Miami earned the NCAA bid based on conference policy

^ In 2006, Miami finished in a three-way tie for the regular-season ACC with Duke and Virginia

\$ Advanced to the ACC Tournament finals.

% Andrew Burrow, who played at the No. 2 position, was declared ineligible for the 1984 season. Miami forfeited wins over Minnesota, Florida, Clemson, and Texas because Burrow's participation affected the outcome of those matches. Miami was 21-8 but is now 17-12.

# ALL-TIME SCHEDULE

<b>1930 Coach J. Burton Rix</b>	<b>0-2</b>
Rollins	L, 0-5
Orlando Waterwich Club	L, 1-5

<b>1931 Coach Wally Greer</b>	<b>0-1</b>
Rollins	L, 2-4

<b>1932 Coach Wally Greer</b>	<b>2-1</b>
Rollins	W, 9-0
Rollins	W, 8-0
Baltimore Tennis Club	L, 3-4

## 1933 - No Team

<b>1934 Coach Wally Greer</b>	<b>3-1</b>
Rollins	W, 5-3
Rollins	L, 3-4
Edison High	W, 6-2
Rollins	W, 6-0

<b>1935 Coach Gardner Mulloy</b>	<b>2-1</b>
Rollins	W, 4-3
Rollins	W, 6-0
Rollins	L, 4-5

<b>1936 Coach Gardner Mulloy</b>	<b>13-0</b>
Rollins	W, 7-2
Rollins	W, 6-3
Mercer	W, 9-0
Georgia	W, 9-0
South Carolina	W, 9-0
Davidson	W, 8-1
NC State	W, 8-1
Duke	W, 7-2
North Carolina	W, 6-3
Harvard	W, 7-2
Dartmouth	W, 8-1
Colgate	W, 8-1
William & Mary	W, 7-2

<b>1937 Coach Gardner Mulloy</b>	<b>8-0</b>
Wofford	W, 7-0
NYU	W, 9-0
Princeton	W, 8-1
Rollins	W, 9-0
Colgate	W, 8-1
Cornell	W, 9-0
Williams College	W, 8-1
Harvard	W, 9-0

<b>1938 Coach Gardner Mulloy</b>	<b>4-3-1</b>
Tulane	W, 5-1
Texas	L, 4-5
Arizona	W, 9-0
UCLA	T, 5-5
Stanford	W, 7-0
California	L, 1-9
Southern California	L, 4-6
Texas	W, 5-4

<b>1939 Coach Gardner Mulloy</b>	<b>10-0</b>
Georgia	W, 6-0
Mississippi	W, 9-0
Auburn	W, 9-0
Emory	W, 9-0
Harvard	W, 7-2
Yale	W, 7-2
Dartmouth	W, 8-0
William & Mary	W, 8-1
Army	W, 9-0
Pennsylvania	W, 8-1

<b>1940 Coach Gardner Mulloy</b>	<b>9-0</b>
Pennsylvania	W, 7-2
Army	W, 7-1
Yale	W, 6-3
Harvard	W, 9-0
Pittsburgh	W, 9-0
Kenyon	W, 5-1
Northwestern	W, 7-2
Vanderbilt	W, 6-3
Emory	W, 9-0

<b>1941 Coach Gardner Mulloy</b>	<b>5-2</b>
Colorado	W, 7-2
Louisiana State	W, 7-1
Arizona	W, 8-1
UCLA	W, 8-1
Stanford	L, 4-5
California	L, 4-5
Texas	W, 5-4

<b>1942 Coach Gardner Mulloy</b>	<b>7-0-2</b>
Vanderbilt	W, 8-1
Kentucky	W, 8-1
Buffalo	W, 9-0
Cornell	W, 8-1
Harvard	W, 6-3
Rhode Island	W, 9-0
Navy	T, 3-3
Georgetown	W, 6-3
West Side Tennis Club	T, 5-5

<b>1943 Coach Gardner Mulloy</b>	<b>2-1</b>
<i>Francisco Segura - Singles National Champion</i>	
Richmond Naval Air Station	W, 4-1
Army Air Force	W, 4-3
Navy	L, 3-4

## 1944 - No Team, War *Francisco Segura - Singles National Champion*

<b>1945 No Coach</b>	<b>2-0</b>
<i>Francisco Segura - Singles National Champion</i>	
<i>Francisco Segura - Doubles National Champion</i>	
<i>Thomas Burke - Doubles National Champion</i>	
Richmond Naval Air Station	W
Navy Air Base of Jacksonville	W
*team was three players: Pancho Segura, Mark Brown and Tom Blake.	

<b>1946 Coach Mercer Beasley</b>	<b>4-2-1</b>
Opa-Locka Marines	W, 12-0
Opa-Locka Marines	W, 8-3
Ft. Lauderdale Town & Tennis	T, 6-6
Vanderbilt	W, 7-2
William & Mary	L, 0-8
Navy	L, 3-6
Virginia	W, 6-3

<b>1947 Coach Gardner Mulloy</b>	<b>7-1</b>
Florida	W, 9-0
Louisiana State	W, 6-0
Tulane	L, 3-6
Georgia Tech	W, 7-2
Rollins	W, 6-3
Florida Southern	W, 9-0
Florida	W, 9-0
Florida Southern	W, 8-1

<b>1948 Coach John Howard</b>	<b>2-4</b>
Florida	W, 9-0
Rollins	L, 2-7
Texas	L, 3-6
South Carolina	L, 2-7
UCLA	L, 2-7
Arizona	W, 6-3

<b>1949 Coach Bill Lufier</b>	<b>12-0</b>
3/5 Florida	W, 7.5-1.5
3/21 Tennessee	W, 9-0
3/26 Maxwell Air Force Base	W, 9-0
4/1 Jacksonville Naval Air Station	W, 9-0
4/1 U.S. Naval Pre-Flight school	W, 9-0
4/4 Furman	W, 6-1
4/23 at Florida	W, 9-0
4/25 at Furman	W, 6-0
4/27 at Davidson	W, 5-1
5/2 at Yale	W, 7-2
5/3 at Princeton	W, 8-1
5/5 at Virginia	W, 7-2

<b>1950 Coach Bill Lufier</b>	<b>18-0</b>
3/5 Key West Naval Air Base	W, 9-0
3/11 Maxwell Air Force Base	W, 9-0
3/19 Tennessee	W, 9-0
3/20 Tennessee	W, 9-0
3/30 Dartmouth	W, 8-1
4/1 at Rollins	W, 9-0
4/6 Yale	W, 7-2
4/7 Yale	W, 6-4
4/10 Furman	W, 7-0
4/15 at Rollins	W, 6-3
4/22 at Florida	W, 8-1
4/24 at North Carolina	W, 9-0
4/25 at Virginia	W, 8-1
4/26 at William & Mary	W, 8-1
4/27 at Maryland	W, 9-0
4/28 at Yale	W, 8.5, 0.5
5/1 at Vanderbilt	W, 9-0
5/2 at Georgia	W, 7-0



# ALL-TIME SCHEDULE

## 1951 Coach Bill Lufler 14-0

3/22	Florida State	W, 8-1
3/24	Key West Tennis Club	W, 9-0
3/26	Loyola of the South	W, 6-1
4/4	Rollins	W, 7-2
4/6	Yale	W, 9-0
4/7	Florida	W, 6-2
4/14	Birmingham-Southern	W, 6-1
4/21	at Rollins	W, 5-4
4/26	at Florida State	W, 9-0
4/30	at Loyola of the South	W, 4-3
5/1	at Rice	W, 7-0
5/2	at Houston	W, 4-2
5/3	at Texas	W, 7-0
5/4	at Texas Christian	W, 6-0

## 1952 Coach Bill Lufler 15-1-1

3/8	St. Petersburg Tennis Club	W, 5-1
3/9	St. Petersburg Tennis Club	W, 6-0
4/1	Yale	W, 10-3
4/2	Yale	W, 9-0
4/3	at Concordia Seminary	W, 7-0
	Florida	W, 6-2
4/11	Indiana	W, 5-4
4/14	Cincinnati	W, 8-1
4/15	Cincinnati	W, 7-2
4/20	Key West Tennis Club	W, 9-0
4/26	at Florida State	W, 9-0
4/28	at Loyola of the South	W, 7-0
4/29	at Houston	T, 3-3
4/30	at Texas	L, 3-4
5/1	at Texas Christian	W, 6-1
5/2	at Texas A&M	W, 4-2
5/10	Rollins	W, 5-4

## 1953 Coach Bill Lufler 13-0

3/21	Tampa - St. Petersburg	W, 7-2
3/26	Duke	W, 7-2
3/27	Amherst	W, 9-0
4/2	Yale	W, 9-0
4/4	Rollins	W, 7-2
4/11	Florida	W, 7-2
4/18	University of Tampa	W, 7-0
4/25	at Rollins	W, 5-3
5/1	at Davidson	W, 7-2
5/2	at Duke	W, 6-3
5/4	at Bucknell	W, 9-0
5/6	at Columbia	W, 9-0
5/8	Wesleyan	W, 9-0

16-straight wins

## 1954 Coach Bill Lufler 17-0

3/6	Tampa - St. Petersburg	W, 8-1
3/7	Tampa - St. Petersburg	W, 9-0
3/17	Florida State	W, 9-0
3/18	Presbyterian	W, 9-0
3/19	Presbyterian	W, 8-1
3/20	Georgia	W, 9-0
4/1	Yale	W, 9-0
4/2	Yale	W, 5-1
4/3	Duke	W, 9-0
4/9	at Rollins	W, 5-4

4/10	at Florida	W, 7-2
4/22	Rollins	W, 6-0
4/30	at Davidson	W, 9-0
5/1	at Duke	W, 8-0
5/5	at Wesleyan	W, 9-0
5/6	at Yale	W, 5-4
5/7	at Army	W, 9-0

33-straight wins

## 1955 Coach Bill Lufler 16-0

3/5	St. Petersburg-Tampa	W, 6-0
3/6	St. Petersburg-Tampa	W, 7-0
3/17	Presbyterian	W, 8-0
3/18	Presbyterian	W, 6-1
3/19	Davidson	W, 8-1
4/6	Yale	W, 8-1
4/7	Yale	W, 7-1
4/16	at Rollins	W, 9-0
4/23	Rollins	W, 7-1
4/28	at Davidson	W, 9-0
4/29	at North Carolina	W, 6-3
4/30	at Duke	W, 6-3
5/2	at Presbyterian	W, 7-2
5/5	at Wesleyan	W, 9-0
5/6	at Yale	W, 7-2
5/7	at U.S. Military Academy	W, 8-1

49-straight wins

## 1956 Coach Bill Lufler 22-0

3/15	Presbyterian	W, 6-3
3/16	Presbyterian	W, 7-2
3/24	at Florida	W, 9-0
3/25	St. Petersburg Tennis Club	W, 6-3
3/26	at Florida State	W, 9-0
3/27	vs. Princeton	W, 9-0
3/28	at Florida Southern	W, 9-0
3/29	at Rollins	W, 8-1
3/30	Dartmouth	W, 9-0
3/31	Yale	W, 9-0
4/1	Yale	W, 9-0
4/2	Indiana	W, 8-1
4/3	Indiana	W, 9-0
4/14	St. Petersburg-Tampa	W, 7-0
4/15	St. Petersburg-Tampa	W, 5-2
4/21	Rollins	W, 7-2
4/27	at North Carolina	W, 9-0
4/28	at Duke	W, 9-0
4/30	at Presbyterian	W, 7-2
5/2	at Wesleyan	W, 9-0
5/3	at Yale	W, 9-0
5/4	at Harvard	W, 9-0

71-straight wins

## 1957 Coach Bill Lufler 21-1

3/21	Georgia	W, 8-1
3/22	Presbyterian	L, 4-5
3/23	Presbyterian	W, 7-2
3/25	Yale	W, 8-1
3/26	Yale	W, 8-1
3/30	at Rollins	W, 9-0
4/1	Michigan State	W, 9-0
4/4	Dartmouth	W, 9-0

4/5	Dartmouth	W, 8-1
4/6	Florida	W, 7-2
4/13	at Florida State	W, 9-0
4/15	at Louisiana State	W, 6-0
4/16	at Texas A&M	W, 5-1
4/17	at Houston	W, 6-0
4/18	at Texas Christian	W, 6-0
4/19	at Southern Methodist	W, 4-2
4/25	Rollins	W, 6-2
4/29	at Georgia	W, 6-3
5/1	at Presbyterian	W, 6-3
5/2	at Presbyterian	W, 6-3
5/3	at Duke	W, 6-1
5/4	at Duke	W, 4-3

72-straight wins from 5/1/52 to 3/21/57

20-straight wins

## 1958 Coach Dale Lewis 15-0

### Fourth in NCAA Tournament

3/19	Georgia Tech	W, 9-0
3/22	Quantico Marines	W, 10-0
3/25	Yale	W, 6-3
3/27	Dartmouth	W, 9-0
3/28	Dartmouth	W, 9-0
3/31	Michigan State	W, 10-0
4/4	Presbyterian	W, 6-2
4/5	Presbyterian	W, 5-4
4/7	Louisiana State	W, 7-2
4/15	at Florida	W, 9-0
4/16	at Georgia Tech	W, 8-1
4/17	at Georgia	W, 8-1
4/18	at Presbyterian	W, 5-4
4/19	at Davidson	W, 9-0
4/28	Rollins	W, 9-0

35-straight wins

## 1959 Coach Dale Lewis 19-0

### Fourth in NCAA Tournament

3/18	at Rollins	W, 7-2
3/19	at Florida State	W, 9-0
3/21	at Louisiana State	W, 7-2
3/25	Concordia	W, 7-0
3/26	Yale	W, 7-2
3/28	Georgia Tech	W, 5-4
3/30	Presbyterian	W, 5-4
4/6	Princeton	W, 8-1
4/7	Princeton	W, 6-3
4/11	Florida	W, 7-2
4/26	at Louisville	W, 9-0
4/27	at Cincinnati	W, 5-0
4/28	at Indiana	W, 9-0
4/29	at DePauw	W, 9-0
4/30	at Northwestern	W, 8-1
5/1	at Illinois	W, 5-4
5/2	at Vanderbilt	W, 9-0
5/9	Florida State	W, 8-1
5/16	Rollins	W, 7-1

54-straight wins

# ALL-TIME SCHEDULE

## 1960 Coach Dale Lewis 17-0

### Fourth in NCAA Tournament

3/18	Presbyterian	W, 8-1
3/25	Georgia Tech	W, 7-2
3/28	Princeton	W, 8-1
3/29	Princeton	W, 7-1
3/31	Yale	W, 5-3
4/1	Michigan	W, 9-0
4/2	Michigan	W, 8-1
4/8	at Florida	W, 9-0
4/9	at Florida State	W, 7-0
4/11	at Georgia Tech	W, 7-2
4/12	at Georgia	W, 9-0
4/14	at Presbyterian	W, 8-1
4/15	at Davidson	W, 9-0
4/16	at Duke	W, 8-1
4/23	at Rollins	W, 8-0
5/7	Florida State	W, 9-0
5/14	Rollins	W, 9-0
71-straight wins		

## 1961 Coach Dale Lewis 18-0

### Fourth in NCAA Tournament

3/11	at Rollins	W, 8-1
3/16	Presbyterian	W, 9-0
3/17	Presbyterian	W, 9-0
3/22	Dartmouth	W, 8-1
3/23	Yale	W, 7-2
3/24	Yale	W, 8-1
3/25	Army	W, 9-0
3/28	Princeton	W, 8-1
3/29	Princeton	W, 9-0
3/31	Duke	W, 8-1
4/5	Michigan	W, 7-2
4/6	Michigan	W, 7-2
4/8	Florida	W, 7-2
4/15	Florida State	W, 7-2
4/29	Rollins	W, 8-1
5/4	at Georgia	W, 8-1
5/5	at Georgia Tech	W, 9-0
5/6	at Florida State	W, 9-0
89-straight wins		

## 1962 Coach Dale Lewis 17-0

### Fourth in NCAA Tournament

3/22	Yale	W, 8-1
3/23	Yale	W, 9-0
3/24	Army	W, 9-0
3/27	Princeton	W, 7-2
3/30	Presbyterian	W, 7-1
3/30	Duke	W, 8-1
3/31	Princeton	W, 7-1
4/10	Rollins	W, 9-0
4/12	Michigan	W, 9-1
4/13	Michigan	W, 6-1
4/16	at Rollins	W, 8-1
4/28	at Florida	W, 7-2
4/30	at Georgia Tech	W, 9-0
5/1	at Georgia	W, 6-3
5/2	at Presbyterian	W, 9-0
5/3	at Duke	W, 9-0
5/4	at North Carolina	W, 6-3
106-straight wins		

## 1963 Coach Dale Lewis 20-0

### Fourth in NCAA Tournament

3/13	Pennsylvania	W, 9-0
3/14	Pennsylvania	W, 9-0
3/16	Ohio State	W, 9-0
3/18	Ohio State	W, 9-0
3/21	Yale	W, 8-1
3/22	Yale	W, 8-1
3/23	Army	W, 7-2
3/26	Cornell	W, 8-1
3/27	Cornell	W, 7-2
3/29	Northwestern	W, 6-1
4/3	Princeton	W, 8-1
4/4	Princeton	W, 7-2
4/6	Florida	W, 9-0
4/10	Michigan	W, 9-0
4/13	Michigan	W, 8-1
4/13	North Carolina	W, 9-0
4/15	Presbyterian	W, 8-1
5/2	at Georgia Tech	W, 9-0
5/3	at Georgia	W, 8-1
5/11	vs. Rollins	W, 8-1
126-straight wins		

## 1964 Coach Dale Lewis 14-1

### 13th in NCAA Tournament

3/16	at Florida	W, 9-0
3/20	Army	W, 9-0
3/21	Army	W, 9-0
3/25	Michigan	W, 7-2
3/26	Yale	W, 9-0
3/27	Michigan	W, 6-3
3/28	Yale	W, 9-0
3/30	Notre Dame	W, 7-2
3/31	Notre Dame	W, 9-0
4/1	Amherst	W, 9-0
4/2	Cornell	W, 9-0
4/3	Princeton	L, 4-5
4/4	Cornell	W, 9-0
4/27	Florida State	W, 7-2
4/28	Florida State	W, 7-2
137-straight wins from 3/23/57 to 4/2/64		

## 1965 Coach Dale Lewis 15-0-1

### Second in NCAA Tournament

3/6	Florida	W, 9-0
3/9	Mississippi State	W, 7-2
3/11	Michigan	W, 7-2
3/12	Michigan	W, 9-0
3/23	Georgia Tech	W, 8-1
3/25	Yale	W, 9-0
3/26	Yale	W, 9-0
3/27	Army	W, 9-0
4/1	Princeton	W, 8-1
4/2	Princeton	W, 6-3
4/10	at Tulane	T, 3-3
4/12	at Florida State	W, 6-3
4/16	Indiana	W, 6.5-2.5
4/17	Indiana	W, 6-3
5/1	Trinity	W, 6-3
5/8	Rollins	W, 8-1

## 1966 Coach Dale Lewis 13-2-1

### Miami hosted the NCAA Championship

### Third in NCAA Tournament

3/12	at Florida	W, 9-0
3/16	Michigan	W, 7-2
3/17	Michigan	W, 7-2
3/22	Georgia Tech	W, 5-2
3/24	Southern Illinois	W, 7-2
3/25	Yale	W, 8-1
3/26	Army	W, 9-0
3/26	Yale	W, 8-1
3/31	Princeton	T, 4-4
4/1	Princeton	W, 7-2
4/15	Notre Dame	W, 6-0
4/16	Notre Dame	W, 8-1
4/25	Florida State	W, 9-0
4/30	at Trinity	L, 1-5
5/2	at Mississippi State	L, 4-5
5/14	at Rollins	W, 8-1

## 1967 Coach Dale Lewis 17-0

### Eighth in NCAA Tournament

3/6	Florida	W, 5.5-3.5
3/16	Michigan	W, 6-3
3/17	Michigan	W, 7-2
3/20	Southern Illinois	W, 7-2
3/21	Georgia Tech	W, 6.5-2.5
3/22	Southern Illinois	W, 8-1
3/24	Tennessee	W, 6-3
3/25	Army	W, 8-1
3/27	Yale	W, 8-1
3/28	Wisconsin	W, 8-1
3/30	Yale	W, 8-1
3/31	Princeton	W, 8-1
4/1	Princeton	W, 7-2
4/10	at Florida State	W, 9-0
4/29	Rollins	W, 8-1
5/5	at Duke	W, 8-1
5/6	at North Carolina	W, 6-3

## 1968 Coach Dale Lewis 15-3

### Fourth in NCAA Tournament

3/11	Pennsylvania	W, 9-0
3/12	Pennsylvania	W, 9-0
3/15	Clemson	W, 9-0
3/18	Southern Illinois	W, 6-0
3/19	Southern Illinois	W, 7-0
3/20	Yale	W, 9-0
3/21	Yale	W, 8-1
3/22	Georgia Tech	W, 8-1
3/23	Army	W, 8-1
3/28	Princeton	W, 8-1
3/29	Princeton	W, 8-1
4/6	at Florida	L, 2-7
4/15	Trinity	L, 4-5
4/22	Florida State	W, 7-2
5/4	Florida	W, 7-2
5/10	at Rollins	W, 9-0
5/13	at Michigan State	W, 9-0
5/14	at Michigan	L, 3-6

# ALL-TIME SCHEDULE

## 1969 Coach Dale Lewis 16-2-1

### Fifth in NCAA Tournament

3/8	Florida	T, 3-3
3/10	Pennsylvania	W, 9-0
3/11	Pennsylvania	W, 7-2
3/19	Michigan State	W, 9-0
3/20	Yale	W, 7-2
3/21	Yale	W, 8-1
3/22	Army	W, 7-2
3/24	Southern Illinois	W, 9-0
3/25	Southern Illinois	W, 9-0
3/27	Georgia Tech	W, 5-4
3/28	Princeton	W, 8-1
3/29	Princeton	W, 9-0
4/8	Notre Dame	W, 9-0
4/9	Notre Dame	W, 9-0
4/12	at Florida State	W, 5-4
5/1	at Southern Methodist	W, 8-1
5/3	at Trinity	L, 4-5
5/9	Rollins	W, 7-2
5/17	at Florida	L, 3-6

## 1970 Coach Dale Lewis 20-0

### Fourth in NCAA Tournament

**Pat Cramer – Doubles National Champion**

**Luis Garcia – Doubles National Champion**

2/28	Southern Methodist	W, 8-1
3/7	Houston	W, 8-1
3/10	Pennsylvania	W, 8-1
3/18	Yale	W, 8-1
3/19	Yale	W, 9-0
3/21	Army	W, 9-0
3/23	Southern Illinois	W, 7-2
3/24	Southern Illinois	W, 6-3
3/25	Kalamazoo	W, 9-0
3/26	Georgia Tech	W, 5-1
3/27	Princeton	W, 8-1
3/28	Princeton	W, 9-0
3/31	at Florida State	W, 9-0
4/1	at Florida	W, 9-0
4/17	at Rollins	W, 9-0
4/22	Florida State	W, 9-0
4/25	Trinity	W, 5-4
5/2	Florida	W, 7-2
5/5	at Indiana	W, 8-1
5/6	at Michigan	W, 7-2

## 1971 Coach Dale Lewis 17-1

### Sixth in NCAA Tournament

3/1	Florida State	W, 8-1
3/15	Clemson	W, 6-3
3/17	Clemson	W, 7-2
3/18	Yale	W, 8-1
3/19	Yale	W, 9-0
3/22	Southern Illinois	W, 8-1
3/23	Southern Illinois	W, 7-2
3/24	Kalamazoo	W, 7-2
3/25	Georgia Tech	W, 6-3
3/26	Princeton	W, 6-3
3/27	Princeton	W, 7-2
4/6	at USF	W, 8-1
4/16	Rollins	W, 6-3

4/17	North Carolina	W, 6-3
4/24	Florida	W, 9-0
5/5	at Houston	W, 7-1
5/6	at Southern Methodist	W, 5-2
5/8	at Trinity	L, 1-8

## 1972 Coach Dale Lewis 16-2

### Eighth in NCAA Tournament

3/4	Southern Methodist	W, 5-3
3/6	Florida	W, 7-2
3/18	Southern California	L, 2-7
3/20	Southern Illinois	W, 9-0
3/21	Southern Illinois	W, 5-4
3/23	Yale	W, 8-1
3/24	Minnesota	W, 8-1
3/25	Princeton	W, 9-0
3/31	Houston	W, 6-2
4/14	at Rollins	W, 6-3
4/15	at Florida State	W, 8-1
4/17	USF	W, 8-1
4/22	Pan American	W, 4-3
4/24	at Florida	W, 7-2
4/26	at Georgia Tech	W, 8-1
4/27	at Georgia	W, 6-3
4/29	at North Carolina	W, 6-3
5/6	Trinity	L, 2-7

## 1973 Coach Dale Lewis 15-0

### Sixth in NCAA Tournament

3/1	Florida International	W, 9-0
3/3	Florida	W, 6-3
3/10	Florida State	W, 7-2
3/12	at USF	W, 9-0
3/15	Pennsylvania	W, 9-0
3/23	Princeton	W, 9-0
3/24	Princeton	W, 7-2
3/28	Minnesota	W, 9-0
3/31	North Carolina	W, 6-3
4/3	Wake Forest	W, 9-0
4/13	Rollins	W, 8-1
4/16	at Florida	W, 8-1
4/28	at Florida International	W, 9-0
5/5	at Trinity	W, 6-3
5/7	at Southern Methodist	W, 6-3

## 1974 Coach Dale Lewis 16-1

### Fourth (tie) in NCAA Tournament

2/23	Southern Methodist	W, 7-2
3/1	at Florida	W, 7-2
3/8	Florida International	W, 9-0
3/20	Clemson	W, 8-1
3/25	Southern Illinois	W, 9-0
3/29	Princeton	W, 9-0
3/30	Princeton	W, 7-2
4/2	Brown	W, 9-0
4/6	Florida International	W, 9-0
4/8	at North Carolina	W, 5-1
4/9	at Duke	W, 5-1
4/11	at Georgia	L, 4-5
4/13	at Florida	W, 9-0
4/19	at Rollins	W, 9-0
4/20	at Florida State	W, 7-2

4/27	Trinity	W, 9-0
5/4	Jacksonville	W, 9-0

## 1975 Coach Dale Lewis 20-4-1

### Second in NCAA Tournament

2/22	Florida International	W, 9-0
2/24	at Stanford	L, 2-7
2/25	at Arizona	W, 6-3
3/1	Rollins	W, 8-1
3/8	at Florida	W, 5-4
3/15	Southern California	L, 4-5
3/17	Tampa	W, 9-0
3/25	Southern Illinois	W, 6-3
3/26	Ohio State	W, 9-0
3/27	Louisiana State	W, 5-1
3/28	Princeton	W, 6-3
3/29	Georgia	W, 8-1
4/1	USF	W, 9-0
4/5	at Tennessee	W, 7-2
4/9	at Florida International	W, 9-0
4/12	Florida	W, 5-4
4/14	Pepperdine	W, 7-2
4/16	at Florida Tech	W, 8-1
4/19	at Trinity	L, 4-5
4/21	at Texas	L, 3-6
4/22	at Southern Methodist	T, 4-4
4/25	North Carolina	W, 7-2
4/26	Florida State	W, 8-1
5/3	Jacksonville	W, 9-0
5/10	at USF	W, 8-1

## 1976 Coach Dale Lewis 12-8

### 10th in NCAA Tournament

2/10	Jacksonville	W, 8-1
2/21	Florida Tech	W, 9-0
2/28	Florida International	W, 7-2
3/5	Middle Tennessee State	W, 9-0
3/10	USF	W, 8-1
3/13	Texas	L, 4-5
3/15	Houston	L, 3-6
3/17	Clemson	W, 8-1
3/18	South Carolina	W, 6-3
3/19	Tampa	W, 9-0
3/25	Princeton	L, 4-5
4/1	at Florida State	W, 9-0
4/3	at Louisiana State	L, 4-5
4/8	at Georgia	L, 2-7
4/10	at North Carolina	L, 1-8
4/12	Florida	L, 4-5
4/14	at Florida International	W, 8-1
4/17	Trinity	L, 3-6
4/20	at Florida	W, 7-2
4/21	at Rollins	W, 7-2

## 1977 Coach Dale Lewis 21-3

### NCAA Second Round

2/16	Jacksonville	W, 8-1
2/21	Louisiana-Lafayette	W, 8-1
2/25	Florida Tech	W, 8-1
2/26	Florida International	W, 9-0
2/28	at USF	W, 7-2
3/8	at Houston	W, 7-2



# ALL-TIME SCHEDULE

3/10	at Trinity	L, 3-5
3/14	South Carolina	W, 7-2
3/17	Alabama	W, 7-2
3/19	Kansas	W, 8-1
3/23	Southern Illinois	W, 8-1
3/24	Bowling Green	W, 9-0
3/25	Georgia Tech	W, 9-0
3/26	Yale	W, 8-1
4/2	North Carolina	W, 5-4
4/9	Florida	W, 6-3
4/16	USF	W, 6-3
4/22	Rollins	W, 8-1
4/23	Florida State	W, 9-0
4/25	at Florida	L, 4-5
4/30	Georgia	W, 6-3
5/7	at Florida International	W, 9-0
5/25	Texas Christian !	W, 5-4
5/26	Southern Methodist !	L, 0-5
! NCAA Tournament (Athens, Ga.)		

<b>1978 Coach Dale Lewis 14-5</b>		
2/15	USF	W, 8-1
2/18	Jacksonville	W, 9-0
2/28	Florida International	W, 5-0
3/4	Tennessee	L, 4-5
3/7	Duke	W, 6-3
3/11	Flagler	W, 8-1
3/22	Ohio State	W, 9-0
3/23	Bowling Green	W, 8-1
3/25	Florida	W, 7-2
4/1	Howard	W, 9-0
4/4	Memphis State	W, 5-4
4/6	at South Carolina	L, 2-7
4/8	at North Carolina	L, 2-6
4/10	at Georgia	L, 2-7
4/17	at USF	W, 8-1
4/21	at Rollins	W, 8-1
4/22	at Florida Tech	W, 6-3
4/29	Florida International	W, 9-0
5/1	at Florida	L, 3-6

<b>1979 Coach Dale Lewis 18-4</b>		
2/16	Flagler	W, 8-1
2/24	at Florida International	W, 9-0
3/5	at Florida	L, 3-6
3/10	at Florida State	W, 5-4
3/13	Southern Illinois	W, 7-2
3/14	Alabama	W, 6-3
3/15	Wake Forest	W, 6-3
3/17	at USF	W, 8-1
3/19	Ohio State	W, 7-2
3/20	Bowling Green	W, 9-0
3/24	North Carolina	W, 6-3
3/25	South Carolina	W, 5-4
3/27	Princeton	L, 4-5
3/31	Georgia	W, 5-4
4/7	UCF	W, 9-0
4/12	at Texas Christian	W, 5-4
4/14	at Trinity	L, 2-7
4/16	at Texas	L, 3-6
4/27	Rollins	W, 8-1
4/28	USF	W, 6-3

5/5	Florida International	W, 9-0
5/12	Florida	W, 7-2

## 1980 Coach John Hammill 18-4

<b>NCAA First Round</b>		
2/16	Flagler	W, 9-0
2/17	USF	W, 9-0
2/19	Florida International	W, 9-0
2/23	Florida State	W, 9-0
2/26	at Florida	W, 8-1
2/28	at Pepperdine	L, 2-7
3/3	at Southern California	L, 3-6
3/4	at UCLA	L, 0-9
3/5	at UC Irvine	W, 5-1
3/7	vs. Trinity	W, 6-3
3/12	Columbia	W, 8-1
3/14	Hampton Institute	W, 7-2
3/19	at Houston	W, 6-0
3/24	Ohio State	W, 9-0
3/25	Pan American	W, 9-0
3/27	Kent State	W, 9-0
4/5	Florida	W, 8-1
5/6	at USF	W, 8-1
5/8	at Alabama	W, 9-0
5/9	at Auburn	W, 5-4
5/10	at Georgia	W, 6-3
5/19	vs. UCLA !	L, 1-5
! NCAA Tournament		

## 1981 Coach John Hammill 16-3

<b>NCAA First Round</b>		
2/14	USF	W, 9-0
2/17	Biscayne	W, 9-0
2/23	Florida International	W, 9-0
2/28	Clemson	L, 3-6
3/4	St. Joseph's (Pa.)	W, 9-0
3/5	Iowa State	W, 9-0
3/10	Alabama	W, 6-3
3/11	North Carolina	W, 9-0
3/14	at Texas	W, 6-3
3/16	at Trinity	W, 7-2
3/17	at Texas Christian	W, 6-3
3/18	at Southern Methodist	L, 3-6
3/27	Jacksonville	W, 8-1
3/28	Auburn	W, 8-1
3/29	Florida	W, 9-0
4/10	Flagler	W, 9-0
4/15	at Florida	W, 7-2
4/18	Georgia	W, 7-2
5/16	Clemson !	L, 3-6
! NCAA Tournament		

## 1982 Coach John Hammill 20-8

<b>NCAA First Round</b>		
1/30	Florida Atlantic	W, 9-0
2/4	vs. Pepperdine	L, 0-6
2/5	vs. Texas	L, 3-6
2/6	vs. Arizona	L, 3-6
2/12	Clemson	W, 7-2
2/13	Southern Methodist	L, 1-5
2/14	Pepperdine	L, 3-6
2/19	vs. Auburn	W, 7-2

2/20	at Florida State	W, 7-2
2/21	vs. Michigan	W, 7-2
2/26	at Florida	W, 5-4
2/27	at USF	W, 9-0
2/28	vs. Tennessee	W, 5-1
3/1	Rice	W, 7-2
3/5	vs. Houston	W, 5-1
3/5	vs. Southern Methodist	L, 0-6
3/6	vs. Texas	W, 6-3
3/11	at Georgia	W, 6-3
3/12	at Clemson	W, 6-3
3/13	at North Carolina	W, 7-2
3/14	Mercyhurst	W, 6-3
3/15	at Alabama	W, 6-3
3/16	at Florida State	W, 8-1
3/27	Florida	W, 5-1
4/2	vs. Tennessee	W, 6-3
4/3	vs. Trinity	L, 2-6
4/4	vs. Louisiana-Lafayette	W, 5-0
5/15	California !	L, 1-5
! NCAA Tournament		

## 1983 Coach John Hammill 25-6

<b>NCAA First Round</b>		
1/28	Florida Atlantic	W, 6-0
2/3	at Pepperdine	L, 4-5
2/4	vs. Clemson	L, 4-5
2/11	vs. Clemson	W, 7-2
2/15	Dade New World	W, 8-1
2/26	Florida International	W, 9-0
2/28	UCF	W, 8-0
3/1	Florida	W, 7-2
3/3	vs. Tulsa	W, 6-0
3/3	vs. Arkansas	L, 4-5
3/4	vs. Arizona	W, 6-0
3/5	vs. Texas	W, 6-0
3/9	Georgia	W, 8-1
3/11	North Carolina	W, 5-2
3/12	at Clemson	L, 3-6
3/13	vs. SIU-Edwardsville	W, 5-4
3/14	vs. Texas	W, 6-3
3/16	Columbia	W, 5-1
3/19	USF	W, 7-2
3/20	Ohio State	W, 8-1
3/22	at Texas	W, 8-0
3/23	at Trinity	L, 3-6
4/8	Flagler	W, 9-0
4/9	Auburn	W, 6-3
4/16	Florida State	W, 5-1
4/20	at Florida	W, 7-2
4/21	at USF	W, 6-3
4/22	vs. South Alabama	W, 5-0
4/23	vs. Auburn	W, 8-1
4/24	vs. Louisiana-Lafayette	W, 7-2
5/14	Trinity !	L, 4-5
! NCAA Tournament		

## 1984 Coach John Hammill 21-8/17-12\*

1/28	USF	W, 9-0
1/30	Florida International	W, 9-0
2/2	vs. Harvard	L, 4-5
2/3	vs. Alabama	W, 7-2

# ALL-TIME SCHEDULE

2/4	vs. Minnesota	* forfeited	W, 6-3
2/5	vs. Georgia		L, 1-5
2/24	vs. Clemson		L, 3-6
2/26	vs. Florida	* forfeited	W, 5-4
3/1	Hampton Institute		W, 8-1
3/3	at USF		W, 8-1
3/4	at Rollins		W, 8-1
3/5	at Florida		L, 4-5
3/8	at Georgia		L, 4-5
3/9	at SIU-Edwardsville		W, 8-1
3/10	at Clemson	* forfeited	W, 5-4
3/11	at Kentucky		W, 7.5-1.5
3/14	Pennsylvania		W, 8-1
3/15	Texas	* forfeited	W, 5-4
3/16	Houston		W, 7-2
3/17	Duke		W, 7-2
3/20	Kentucky		W, 8-1
3/20	Notre Dame		W, 9-0
3/23	vs. Southern California		L, 0-9
3/24	vs. Harvard		W, 7-2
3/25	vs. Pepperdine		L, 4-5
3/26	at UCLA		L, 1-8
3/27	at UC Irvine		W, 7-2
4/7	Flagler		W, 7-2
4/21	Rollins		W, 7-2

\*Andrew Burrow (played at No. 2) was declared ineligible for the 1984 season, thus Miami forfeited four wins because Burrow's participation affected the outcome of those matches. Miami was 17-12.

## 1985 Coach John Hammill 18-9

### NCAA First Round

1/19	Florida International		W, 8-1
2/15	Duke		W, 6-2
2/16	Auburn		W, 5-3
2/17	Florida		W, 7-2
2/22	Minnesota #		W, 8-1
2/23	Georgia #		L, 2-7
2/24	Clemson #		W, 9-0
2/28	at Clemson		L, 1-8
3/8	vs. North Carolina &		W, 5-3
3/8	vs. Southern Methodist &		L, 1-5
3/9	vs. Clemson &		L, 2-7
3/10	vs. Florida &		W, 8-1
3/12	at Florida State		L, 4-5
3/13	at Georgia		L, 2-7
3/15	at Florida		W, 5-3
3/16	at Rollins		W, 9-0
3/17	at USF		W, 9-0
3/19	Rollins		W, 5-1
3/23	Florida State		W, 5-4
3/24	Flagler		W, 7-2
3/26	at Auburn		L, 4-5
3/28	Kentucky @		W, 5-3
3/29	South Carolina @		W, 5-3
3/30	Pepperdine @		L, 2-7
3/31	North Carolina @		W, 6-0
4/6	USF		W, 8-1
5/18	UCLA !		L, 2-5

# Ryder Classic (Coral Gables, Fla.)

& Corpus Christi Invitational

@ Blue-Grey Invitational (Montgomery, Ala.)

! NCAA Tournament (Athens, Ga.)

## 1986 Coach John Hammill 14-12

### NCAA First Round

1/24	#5 Pepperdine #		L, 2-7
1/25	#3 Clemson #		L, 2-7
2/14	Duke <		W, 5-4
2/15	Florida <		W, 9-0
2/16	Louisiana-Lafayette <		W, 5-4
2/20	vs. #4 Southern California		L, 0-5
2/21	vs. #13 South Carolina		L, 2-5
2/22	vs. BYU		W, 6-2
2/26	at Georgia		W, 8-1
2/27	at #3 Clemson		L, 3-6
3/4	at #1 Southern Methodist		L, 1-6
3/5	vs. #16 Trinity Christian &		L, 4-5
3/6	vs. Houston &		W, 8-1
3/7	vs. Arizona &		W, 5-1
3/8	vs. Trinity &		W, 5-1
3/17	at UC Irvine		W, 5-4
3/18	at #4 Southern California		L, 2-7
3/19	at #2 UCLA		L, 2-7
3/27	vs. Trinity @		W, 5-2
3/28	vs. #13 South Carolina @		W, 6-3
3/29	vs. #1 Southern Methodist @		L, 1-5
3/30	vs. #8 Arkansas @		L, 4-5
4/5	vs. USF		W, 8-1
4/12	Florida International		W, 9-0
4/20	at Florida		W, 6-3
5/17	Texas !		L, 2-5

# Ryder Classic (Key Biscayne Hotel, Miami)

< Hurricane Invitational (Coral Gables, Fla.)

^ Corpus Christi Invitational

% ITCA Indoor National (Louisville, Ky.)

@ Blue-Grey Invitational (Montgomery, Ala.)

! NCAA Tournament

All home matches except April 12 played at Key Biscayne Hotel & Villas

## 1987 Coach John Hammill 18-13

### NCAA Round of 16

#### Andrew Burrow - Singles National Champion

1/23	Clemson		W, 4-5
1/24	Arkansas		W, 7-2
1/25	Southern Methodist		L, 3-5
2/18	unknown%		
2/19	unknown%		
2/20	vs. South Carolina %		W, 5-4
2/21	unknown%		
tba	unknown		W
tba	unknown		W
tba	unknown		W
tba	unknown		W
tba	unknown		W
tba	unknown		W
tba	unknown		W
tba	unknown		W
tba	unknown		W
tba	unknown		L
tba	unknown		L
tba	unknown		L
tba	unknown		L
tba	unknown		L

tba	unknown		L
tba	unknown		L
tba	unknown		L
3/7	vs. Southern Methodist		W, 5-2
3/10	vs. Southern Methodist		L, 2-6
4/2	Harvard		W, 8-1
4/17	South Carolina		L, 1-6
5/9	at Clemson		L, 3-6
	Utah !		W, 6-0
5/16	Southern Methodist !		W, 5-1
	UCLA !		L, 1-5

# Ryder Classic (Coral Gables, Fla.)

% ITCA Team Indoors (Louisville, Ky.)

< Hurricane Invitational (Coral Gables, Fla.)

! NCAA Tournament

## 1988 Coach John Hammill 12-11

1/22	Clemson #		L, 2-7
1/23	Southern Methodist #		L, 1-8
1/24	Louisiana State #		L, 0-9
2/12	Wake Forest ?		W, 6-3
2/13	New Mexico ?		W, 7-2
2/14	USF ?		W, 7-2
2/27	Florida International		W, 7-2
3/2	vs. Tulsa		W, 6-0
3/3	vs. Alabama &		L, 3-6
3/4	vs. Southwest Texas &		W, 7-2
3/5	vs. South Carolina &		W, 7-2
3/8	at Georgia		L, 3-6
3/10	at Florida		L, 4-5
3/16	Tennessee		L, 1-8
3/24	Southern California @		L, 1-5
3/25	South Carolina @		W, 6-3
3/28	San Diego @		W, 5-3
4/8	Louisiana-Lafayette ~		L, 1-8
4/9	Georgia Tech ~		L, 4-5
4/10	Auburn ~		W, 5-4
4/15	UC Irvine <		L, 1-8
4/16	Arizona <		W, 7-2
4/17	Louisiana-Monroe <		W, 8-1

# Ryder Classic (Coral Gables, Fla.)

? Miami Quad Tournament (Coral Gables, Fla.)

^ Corpus Christi Invitational (Corpus Christi, Texas)

@ Blue-Grey Invitational (Montgomery, Ala.)

~ SW Louisiana Tournament (Lafayette, La.)

< Hurricane adidas Invitational (Coral Gables, Fla.)

> Clemson Spring Classic (Clemson, S.C.)

## 1989 Coach John Hammill 22-10

### NCAA Second Round

1/27	#14 Clemson #		L, 4-5
1/28	Southern Methodist #		W, 5-4
1/29	#7 Southern California #		L, 3-6
2/3	Rollins		W, 8-1
2/17	Duke		W, 6-3
2/18	Texas A&M		W, 8-1
2/19	#9 Trinity Christian		W, 5-4
	#23 Trinity		W, 6-3
	#1 UCLA		L, 0-6
2/25	vs. #3 Louisiana State %		L, 3-5
	#9 Trinity Christian		W, 5-1
3/3	Minnesota		W, 5-1
3/4	#13 Mississippi		W, 5-4

# ALL-TIME SCHEDULE

3/5	Florida	W, 8-1
	#24 Long Beach State	W, 7-2
	#15 Pepperdine	W, 6-3
	#1 UCLA	L, 4-5
	#4 UC Irvine	L, 2-7
3/25	Florida State	W, 5-1
3/28	#8 Georgia	W, 5-4
	Kansas	W, 7-0
3/31	Alabama	L, 1-6
	Auburn	W, 5-2
4/21	#3 Louisiana State	L, 3-6
	Tennessee	L, 4-5
	Vanderbilt	W, 7-2
	Auburn	W, 6-0
	Louisiana-Lafayette	W, 5-4
4/22	USF	W, 8-1
4/23	Florida International	W, 9-0
5/19	Mississippi !	W, 5-1
5/20	Stanford !	L, 1-5
# Ryder Classic (Coral Gables, Fla.)		
% ITCA Team Indoors (Louisville, Ky.)		
! NCAA Tournament		

## 1990 Coach John Hammill 21-7

### NCAA Second Round

1/20	at Florida International	W, 8-1
1/26	Arkansas	W, 8-1
1/27	Southern Methodist	W, 9-0
1/28	Clemson	W, 8-1
2/2	at Louisville	W, 8-1
2/22	vs. Southern California	W, 5-4
2/23	vs. Stanford	L, 1-5
2/24	vs. Louisiana State	W, 5-1
3/2	Georgia Tech	W, 6-0
3/3	Rice	W, 5-3
3/4	Mississippi State	W, 5-4
3/10	at Clemson	W, 5-4
3/11	at Georgia	L, 4-5
3/13	at Florida State	W, 6-0
3/14	at Florida	W, 5-4
3/16	at USF	W, 8-0
3/23	at Arizona State	W, 5-1
3/24	vs. Pepperdine	L, 0-6
3/25	vs. Northwestern	W, 5-1
3/29	vs. Nebraska @	W, 5-1
3/30	vs. Mississippi State @	W, 5-4
3/31	vs. Tennessee @	L, 4-5
4/7	vs. Mississippi	W, 6-0
4/8	at West Virginia	L, 1-5
4/14	at South Carolina	W, 6-3
4/20	Tennessee	L, 4-5
5/19	Arizona State !	W, 5-1
5/20	Tennessee !	L, 2-5

@ Blue-Grey Invitational (Montgomery, Ala.)

! NCAA Tournament

## 1991 Coach John Hammill 15-11

### NCAA Second Round

1/26	Florida International	W, 9-0
2/1	Texas A&M ?	W, 5-2
2/2	Clemson ?	W, 5-4
2/15	vs. Arkansas =	L, 3-5

2/16	vs. Alabama =	L, 4-5
2/21	vs. Trinity Christian %	W, 5-4
2/22	vs. #1 Stanford %	xL, 2-5
2/23	vs. #10 Louisiana State	L, 2-5
3/1	#17 Arizona	L, 4-5
3/2	Mississippi State	W, 5-1
3/3	Wake Forest	W, 6-0
3/11	at #1 Stanford	L, 3-6
3/14	at #7 California	W, 5-4
3/14	at #25 Fresno State	L, 3-5
3/15	at #20 UC Irvine	L, 4-5
3/21	at San Diego @	W, 5-1
3/22	at Arizona State @	L, 2-5
3/23	at South Carolina @	W, 5-2
3/28	Ohio State	W, 6-3
3/29	Louisiana-Lafayette	W, 7-2
3/30	Florida State	W, 6-3
4/5	#4 Georgia	L, 3-5
4/6	USF	W, 7-2
4/12	#6 Tennessee	W, 5-4
4/14	at #14 Kentucky	L, 2-5
4/17	West Virginia	W, 9-0

? Miami Quad Tournament (Coral Gables, Fla.)

= Minnesota

% ITCA Team Indoors, Louisville, Ky.

@ Blue-Grey Invitational, Montgomery, Ala.

## 1992 Coach John Hammill 16-8

### NCAA First Round

1/25	Florida International	W, 8-1
1/31	Clemson <	L, 4-5
2/1	#21 UC Irvine <	W, 6-3
2/2	#6 Trinity Christian <	L, 3-5
2/16	at #3 Stanford	L, 1-5
2/20	at #11 Georgia %	L, 2-4
2/21	at #13 Harvard %	L, 4-5
2/22	at #16 North Carolina %	L, 2-4
2/28	Michigan	W, 5-1
3/1	Georgia Tech	W, 6-3
3/6	at Arizona State	W, 6-3
3/7	at Kansas	W, 7-2
3/12	Virginia Commonwealth	W, 5-1
3/14	USF	W, 8-1
3/19	Middle Tennessee State	W, 8-1
3/24	Ohio State	W, 5-0
3/27	at Ball State @	W, 4-2
3/28	at #2 Trinity Christian @	L, 2-4
3/29	at #13 Harvard @	W, 4-2
4/5	at #6 Georgia	W, 5-4
4/7	at Florida State	W, 5-3
4/17	West Virginia	W, 7-2
4/18	#4 Kentucky	W, 7-2
5/15	Duke !	L, 2-5

< Hurricane Tennis Classic (Coral Gables, Fla.)

% ITCA Team Indoors (Louisville, Ky.)

@ Blue-Grey Invitational (Montgomery, Ala.)

! NCAA Tournament

## 1993 Coach John Hammill 10-12

### BIG EAST Tournament Champions

1/23	Florida International	W, 7-2
1/29	#25 Arizona State	W, 6-1

1/30	#18 Alabama-Birmingham	L, 1-5
1/31	#20 Clemson	W, 6-1
2/27	#25 Alabama	L, 2-5
2/28	Arizona	W, 6-1
3/5	at #3 Georgia	L, 0-7
3/8	at #1 UCLA	L, 0-7
3/9	at #11 Pepperdine	L, 2-5
3/11	at #23 San Diego	L, 2-5
3/13	at #24 UC Irvine	L, 3-4
3/18	at Trinity Christian @	W, 4-3
3/19	at #7 Alabama-Birmingham @	L, 3-4
3/24	Auburn	L, 3-4
3/27	USF	W, 5-2
3/28	Georgia Tech	W, 5-2
3/31	Barry	W, 6-1
4/3	at #9 Duke	L, 2-5
4/5	at #4 Tennessee	L, 2-5
4/6	at #11 Kentucky	W, 4-3
4/17	Drake	W, 4-3
4/18	Florida State	L, 4-3

@ Blue-Grey Invitational (Montgomery, Ala.)

## 1994 Coach John Hammill 20-5

### NCAA Regional Third Round

### BIG EAST Tournament Champions

1/28	#15 Texas Christian <	W, 4-3
1/30	#28 Pepperdine <	L, 3-4
2/12	at USF	W, 7-0
2/18	at #13 Alabama-Birmingham	W, 6-1
2/19	at #11 Alabama	W, 5-2
2/26	at Florida State	L, 2-5
3/3	Miami Dade CC North	W, 6-0
3/3	Miami Dade CC North	W, 5-1
3/4	Barry (1 of 2)	W, 5-1
3/4	Barry (2 of 2)	W, 5-1
3/5	#5 Duke	W, 4-3
3/12	at Florida International	W, 5-2
3/14	Miami (Ohio)	W, 5-2
3/15	at #13 Tennessee	W, 4-3
3/17	vs. #35 Auburn @	W, 5-2
3/18	vs. #8 Mississippi @	W, 4-3
3/19	vs. #5 Duke @	L, 3-4
3/24	Ohio State	W, 5-2
3/31	at #6 Mississippi State	L, 3-4
4/3	at #38 Clemson +	W, 4-3
4/4	at #31 Georgia Tech	W, 4-3
4/9	at #15 Notre Dame	W, 4-3
4/10	vs. #45 Ball State	W, 5-2
5/14	Tennessee !	W, 4-2
5/15	Mississippi !	L, 2-4

< Hurricane Tennis Classic (Coral Gables, Fla.)

@ Blue-Grey Invitational (Montgomery, Ala.)

+ Clemson Invitational (Clemson, S.C.)

! NCAA Tournament, Reg III Championship (Knoxville, Tenn.)

## 1995 Coach John Hammill 13-12

### NCAA Regional Second Round

### BIG EAST Tournament Champions

### John Hammill – BIG EAST Coach of the Year

1/27	Alabama	W, 7-0
1/28	[11] #18 Alabama-Birmingham	W, 5-2
1/29	[11] #5 Pepperdine	L, 1-6



# ALL-TIME SCHEDULE

2/11	[11] at #1 Stanford	L, 0-7
2/12	[11] at #19 California	L, 2-5
2/17	#28 South Alabama	L, 3-4
2/19	#35 Clemson	W, 4-3
3/3	at Princeton	L, 3-4
3/4	at Columbia	L, 3-4
3/12	[14] Miami (Ohio)	W, 5-2
3/16	[14] at #16 New Mexico @	L, 2-5
3/17	at Alabama @	W, 4-3
3/18	at #11 Trinity @	L, 2-4
3/25	at #8 Texas	L, 3-4
3/26	at #10 Trinity	W, 4-3
3/31	Florida International	W, 7-0
4/1	USF	W, 4-3
4/7	[31] at #40 North Carolina	L, 2-5
4/8	[31] at #11 Duke	L, 1-6
4/16	[31] #18 Florida State	W, 5-2
4/21	Connecticut +	W, 5-0
4/22	Georgetown +	W, 4-1
4/23	St. John's +	W, 4-0
5/5	[22] vs. Dartmouth !	W, 7-0
5/6	[22] vs. South Alabama !	L, 3-4

[ ] Miami's rank – (incomplete)

@ Blue-Grey Invitational (Montgomery, Ala.)

+ BIG EAST Championships

! NCAA Tournament – Regionals

## 1996 Coach Rodney Harmon 8-13

**Rodney Harmon – BIG EAST Coach of the Year**

**Gil Kovalski – BIG EAST Tournament MVP**

1/28	at Notre Dame	L, 0-7
2/2	Tulane	L, 3-4
2/4	#49 Georgia Tech	W, 5-2
2/15	Barry	W, 5-2
2/18	at #29 Alabama-Birmingham	L, 1-4
2/18	at Alabama	L, 1-4
2/28	Florida Atlantic	W, 4-3
3/2	at #33 Harvard	L, 0-6
3/3	at Yale	L, 3-4
3/4	at #41 Princeton	W, 4-3
3/19	Miami (Ohio)	L, 3-4
3/22	#22 Texas A&M	L, 2-5
3/23	Ohio State	L, 2-5
3/26	DePaul	W, 4-3
3/31	at #34 Clemson	L, 1-6
4/1	at Furman	W, 4-3
4/6	at Florida International	L, 2-5
4/13	at #30 USF	L, 1-6
4/19	Seton Hall +	W, 4-0
4/20	Providence +	W, 4-0
4/21	Notre Dame +	L, 0-4

+ BIG EAST Championships

## 1997 Coach Rodney Harmon 14-10

**NCAA Regional Second Round**

**BIG EAST Champions**

**Rodney Harmon – BIG EAST Coach of the Year**

**Michael Russell – BIG EAST Tournament MVP**

1/25	Florida Atlantic	W, 6-1
1/30	vs. #47 Virginia Tech	W, 5-4
1/31	vs. #16 Virginia Commonwealth	L, 1-6
2/2	at George Washington	W, 5-0

2/11	NC State	W, 5-2
2/15	#28 Alabama	L, 3-4
2/16	#26 Alabama-Birmingham	L, 3-4
2/28	#10 South Alabama	L, 3-4
3/1	#49 Clemson	W, 4-3
3/2	#41 Florida State	W, 4-3
3/9	at #3 Georgia	L, 1-6
3/11	at #18 Duke	L, 3-4
3/15	Pennsylvania	W, 7-0
3/16	#5 Mississippi State	L, 2-5
3/21	vs. Idaho	W, 7-0
3/22	at #2 Boise State	L, 1-6
3/29	#75 Florida International	W, 4-3
4/5	#59 USF	W, 4-3
4/6	#44 New Mexico	W, 6-1
4/18	West Virginia +	W, 4-0
4/19	Providence +	W, 4-0
4/20	Notre Dame +	W, 4-1
4/26	at #14 Louisiana State	L, 2-4
5/14	vs. Harvard !	L, 3-4

+ BIG EAST Championships

! NCAA Tournament – Regionals

## 1998 Coach Jay Berger 16-9

**NCAA Second Round**

**BIG EAST Champions**

**Rudy Rake – BIG EAST Tournament MVP**

1/23	#68 Florida Atlantic	W, 6-1
1/29	at #55 Florida International	W, 5-2
1/31	#6 Louisiana State	L, 1-6
2/14	vs. Ohio State	W, 6-1
2/15	at #23 Notre Dame	L, 2-4
2/21	at Pennsylvania	W, 7-0
2/22	vs. #60 Princeton	W, 6-1
2/27	UCF	W, 7-0
3/1	at #4 Mississippi State	L, 1-6
3/2	at #20 Alabama	L, 1-6
3/7	at #8 Texas	L, 3-4
3/9	[50] at #33 Texas A&M	L, 1-6
3/10	at #40 Trinity Christian	W, 4-3
3/13	#63 Wake Forest	W, 4-3
3/15	#11 Duke	L, 1-6
3/28	[45] at #42 USF	L, 3-4
4/5	[45] at #33 Florida State	W, 4-3
4/6	at #11 South Alabama	W, 5-2
4/11	at #56 Georgia Tech	W, 4-3
4/12	at #53 Clemson	W, 4-3
4/21	[29] West Virginia	W, 7-0
4/24	Villanova +	W, 4-0
4/25	Providence +	W, 4-0
4/26	#22 Notre Dame +	W, 4-1
5/15	Virginia Tech !	L, 0-4

[ ] Miami's rank – (incomplete)

+ BIG EAST Championships

! NCAA Tournament – Region I

## 1999 Coach Jay Berger 10-13

**NCAA First Round**

1/26	Florida Atlantic	W, 5-2
1/27	#64 Florida International	W, 5-2
1/31	#38 South Alabama	W, 5-2
2/19	#72 NC State	W, 5-2

2/21	#55 Florida State	W, 4-3
2/26	#52 Clemson	L, 2-5
2/27	#14 Texas A&M	L, 2-5
3/7	#7 Texas	L, 2-5
3/9	Bowling Green	W, 6-1
3/11	#26 Notre Dame	L, 2-5
3/12	#17 Mississippi State	L, 1-6
3/17	at #1 UCLA	L, 1-6
3/18	at #12 Pepperdine	L, 2-5
3/19	at Loyola Marymount	W, 5-2
3/27	#62 Georgia Tech	W, 4-3
4/3	at #75 North Carolina	L, 2-5
4/4	at #7 Duke	L, 1-6
4/10	#36 USF	L, 1-6
4/16	at #7 Georgia	L, 1-6
4/23	Providence +	W, 4-0
4/24	St. John's +	W, 4-0
4/25	Notre Dame +	L, 3-4
5/14	Florida !	L, 0-4

+ BIG EAST Championships

! NCAA Tournament, Regional

## 2000 Coach Jay Berger 19-5

**NCAA First Round**

**BIG EAST Champions**

**Jay Berger – BIG EAST Coach of the Year**

2/1	Florida Atlantic	W, 5-2
2/4	#42 Tulane	W, 5-2
2/6	#47 USF	W, 6-1
2/12	#31 Alabama	W, 4-0
2/13	#73 South Alabama	W, 5-2
2/19	at Wisconsin	W, 4-3
2/20	at #29 Notre Dame	W, 5-2
3/6	Louisiana-Monroe	W, 6-1
3/6	Boston University	W, 7-0
3/9	#75 Penn State	W, 5-2
3/11	at #13 Texas A&M	L, 0-7
3/13	at #9 Southern Methodist	L, 3-4
3/14	at #10 Baylor	L, 0-4
3/15	at Rice	W, 4-3
3/22	Cornell	W, 6-1
3/22	#43 Ohio State	W, 7-0
3/26	#68 Brown	W, 6-1
4/1	UCF	W, 7-0
4/14	at #37 Clemson	L, 3-4
4/15	at #70 Georgia Tech	W, 4-3
4/21	Providence +	W, 4-0
4/22	West Virginia +	W, 4-0
4/23	#29 Notre Dame +	W, 5-2
5/13	#33 Clemson !	L, 3-4

+ BIG EAST Championships

! NCAA Tournament, Regional

## 2001 Coach Jay Berger 21-4

**NCAA Round of 16**

**NCAA Regional Champions**

**BIG EAST Champions**

**Jay Berger – BIG EAST Coach of the Year**

**Michael Lang – BIG EAST Tournament MVP**

1/31	#48 Florida Atlantic	W, 4-3
2/3	at #70 Southern Miss	W, 6-1
2/4	at #42 Tulane	W, 4-3

# ALL-TIME SCHEDULE

2/9	#75 Wisconsin	W, 6-1
2/11	NC State	W, 7-0
2/18	#68 Wake Forest	W, 4-2
2/24	#55 Florida State	W, 5-2
2/25	#5 Texas A&M	L, 2-5
3/2	#35 Michigan	W, 7-0
3/4	#33 Clemson	W, 6-1
3/7	#54 Georgia Tech	L, 3-4
3/9	#19 Baylor	W, 5-2
3/16	#15 Mississippi St	W, 5-2
3/19	Charleston Southern	W, 7-0
3/22	Cornell	W, 4-3
3/24	at #46 USF	W, 4-3
4/1	#10 Notre Dame	W, 4-3
4/6	at #10 South Alabama	L, 2-4
4/7	at Alabama-Birmingham	W, 5-2
4/14	#35 Rice	W, 4-3
4/21	#56 Virginia Tech +	W, 4-1
4/22	#12 Notre Dame +	W, 4-2
5/12	vs. #69 Charleston Southern !	W, 4-0
5/13	vs. #46 Minnesota !	W, 4-1
5/16	vs. #5 Duke !!	L, 1-4

+ BIG EAST Championships

! NCAA Tournament – Regional, (Coral Gables, Fla.)

!! NCAA Tournament – Championships

## **2002 Coach Jay Berger 12-10**

### **NCAA First Round**

#### **Todd Widom – BIG EAST Tournament MVP**

1/24	#48 Florida Atlantic	L, 3-4
1/27	#17 South Alabama	W, 4-3
2/9	at #56 Florida State	L, 1-6
2/23	at Western Michigan	W, 6-1
2/24	at #7 Notre Dame	L, 1-6
3/1	Florida A&M	W, 5-2
3/3	Wisconsin	W, 5-1
3/8	at #34 Texas Christian	L, 1-6
3/9	at #38 Southern Methodist	W, 5-2
3/11	at #25 Texas A&M	L, 1-4
3/22	#59 Georgia State	W, 4-3
3/25	#29 Middle Tennessee State	W, 4-3
3/28	Colorado	L, 3-4
3/30	at NC State	W, 5-2
3/31	at #16 Duke	L, 0-7
4/6	#34 USF	L, 3-4
4/13	at Clemson	W, 5-2
4/14	at #46 Georgia Tech	W, 4-3
4/19	West Virginia +	W, 4-0
4/20	#35 Virginia Tech +	W, 4-3
4/21	#10 Notre Dame +	L, 1-4
5/11	#25 USF !	L, 1-4

+ BIG EAST Championships

! NCAA Tournament, Regional

## **2003 Coach Bryan Getz 13-8**

### **NCAA First Round**

#### **Todd Widom – BIG EAST Tournament MVP**

1/30	#60 Florida Atlantic	W, 7-0
2/7	NC State	W, 6-1
2/9	#10 Texas A&M	W, 4-3
2/14	at #6 Florida	L, 1-6
2/16	Florida A&M	W, 6-1

2/22	at #41 Florida State	W, 5-2
3/1	vs. #42 Indiana	L, 3-4
3/2	at #1 Illinois	L, 0-7
3/6	#31 Georgia Tech	L, 2-5
3/8	#43 Clemson	W, 5-2
3/9	#49 Virginia Tech	L, 2-5
3/11	American	W, 6-1
3/13	#32 Trinity	W, 5-2
3/16	Georgia Southern	W, 6-1
3/19	Wisconsin	W, 4-3
3/21	Dartmouth	W, 5-2
3/30	#53 Notre Dame	W, 6-1
4/5	at #48 USF	L, 1-6
4/13	#9 Duke	L, 1-6
4/27	Rutgers +	W, 4-1
5/10	#31 Florida State !	L, 2-4

+ BIG EAST Championships – match vs. Notre Dame on April 28 was suspended due to rain. Miami earned NCAA bid due to regular season conference record.

! NCAA Tournament – Regional (Gainesville, Fla.)

## **2004 Coach Bryan Getz 14-8**

1/25	#38 Southern Methodist	W, 4-3
2/7	#34 USF	W, 4-3
2/11	Florida Atlantic	W, 6-1
2/14	Florida A&M	W, 7-0
2/22	Jacksonville	W, 6-1
2/28	vs. #63 Western Michigan	W, 7-0
2/29	at #46 Notre Dame	W, 5-2
3/3	UCF	W, 7-0
3/10	Pennsylvania	W, 5-2
3/12	#39 Florida State	L, 3-4
3/15	at #13 Texas A&M	L, 1-6
3/17	at #15 Trinity Christian	L, 0-7
3/19	Wisconsin	W, 6-1
3/21	Georgia Southern	W, 7-0
4/3	at #42 Wake Forest	L, 1-6
4/4	#6 Duke	L, 1-6
4/10	at #66 Clemson	L, 2-5
4/11	at #34 Georgia Tech	L, 2-5
4/20	American	W, 5-2
4/30	Boston College +	W, 4-0
5/1	Notre Dame +	L, 1-4
5/2	St. John's +	W, 4-0

+ BIG EAST Championships

## **2005 Coach Mario Rincon 12-11 (2-8 ACC, 9th)**

1/26	Florida Atlantic	W, 4-3
2/4	at #3 Florida	L, 1-6
2/6	at #54 USF	W, 4-3
2/13	Georgia Southern	W, 7-0
2/18	Jacksonville	W, 7-0
2/19	Stetson	W, 6-1
2/25	UCF	W, 7-0
2/27	Florida A&M	W, 6-1
3/6	#68 Virginia Tech *	L, 3-4
3/9	#23 Wake Forest *	L, 3-4
3/12	at #36 Clemson *	L, 2-5
3/13	at #51 Georgia Tech *	L, 1-6
3/16	at #11 Pepperdine	L, 0-4
3/17	at Loyola Marymount	W, 7-0
3/23	Wisconsin	W, 5-2

3/27	#53 North Carolina *	L, 3-4
4/2	at #3 Virginia *	L, 0-4
4/3	at Maryland *	W, 6-1
4/8	#46 NC State *	W, 4-3
4/10	#5 Duke *	L, 3-4
4/15	at #22 Florida State *	L, 2-5
4/21	vs. Virginia Tech ^	W, 4-3
4/22	vs. Virginia ^	L, 1-4

\* ACC Match

^ ACC Tournament (Cary, N.C.)

## **2006 Coach Mario Rincon 20-5 (9-2 ACC, t-1st)**

### **NCAA Round of 16**

#### **Tied for Regular Season ACC Championship**

#### **Mario Rincon – ACC Coach of the Year**

#### **Luigi D'Agord – ACC Player of the Year**

#### **Daniel Vallverdu – ACC Freshman of the Year**

1/28	[39] Florida Atlantic	W, 6-1
1/30	[39] #11 Florida State *	W, 7-0
2/3	[40] #1 Florida	L, 2-5
2/11	[30] vs. #22 Oklahoma State	W, 5-2
2/12	[40] vs. #30 Rice	W, 6-1
2/18	[24] UCF	W, 7-0
2/26	[18] USF	W, 4-0
3/4	[17] at #15 Clemson *	L, 2-5
3/5	[17] at #22 Georgia Tech *	W, 7-0
3/14	[15] #45 Louisiana-Lafayette	W, 5-2
3/20	[14] #33 Tennessee	W, 7-0
3/22	[14] Denver	W, 7-0
3/24	[14] at Boston College *	W, 7-0
3/26	[14] at #68 Maryland *	W, 7-0
3/31	[13] #4 Duke *	L, 3-4
4/2	[13] #8 North Carolina *	W, 4-1
4/7	[14] at #8 Virginia *	W, 4-3
4/9	[14] at #54 Virginia Tech *	W, 6-1
4/14	[10] #26 Wake Forest *	W, 5-2
4/16	[10] #34 NC State *	W, 6-1
4/21	[10] #27 Wake Forest ^	W, 4-3
4/22	[10] vs. #9 Virginia ^	L, 2-4
5/13	[9] Manhattan !	W, 4-0
5/14	[9] #41 Minnesota !	W, 4-0
5/20	[9] vs. #8 Virginia !	L, 0-4

[ ] Miami's rank

\* ACC Match

^ ACC Tournament

! NCAA Tournament

## **2007 Coach Mario Rincon 11-14 (5-6 ACC, t-7th)**

### **NCAA First Round**

#### **Luigi D'Agord – ACC Player of the Year**

1/21	[11] North Florida	W, 6-1
1/24	[11] Stetson	W, 6-1
2/4	[10] Wisconsin	L, 3-4
2/9	[11] at USF	W, 5-2
2/11	[11] at #69 UCF	W, 6-1
2/16	[26] #6 UCLA	L, 1-4
2/17	[26] #14 Oklahoma State	L, 3-4
2/18	[26] #28 Stanford	L, 3-4
2/24	[26] at #10 Florida State *	L, 2-5
3/10	[67] #2 Ohio State	L, 2-5
3/13	[73] at #23 Florida	L, 0-7
3/16	[73] #24 Clemson *	W, 5-2

# ALL-TIME SCHEDULE

3/18	[73] #17 Rice	W, 4-3
3/20	[37] #42 Georgia Tech *	W, 7-0
3/24	[37] #45 Maryland *	W, 4-2
3/25	[37] Boston College *	W, 7-0
3/30	[35] at #6 North Carolina *	L, 1-6
4/1	[35] at #21 Duke *	L, 3-4
4/6	[37] #3 Virginia *	L, 2-5
4/8	[37] #30 Virginia Tech *	W, 4-3
4/13	[33] at #11 Wake Forest *	L, 3-4
4/15	[33] at #24 NC State *	L, 3-4
4/19	[35] #45 Georgia Tech ^	W, 4-3
4/20	[35] #2 Virginia ^	L, 1-4
5/11	[34] vs. #25 Tennessee !	L, 3-4

[ ] Miami's rank

\* ACC Match

^ ACC Tournament

! NCAA Tournament

## 2008 Coach Mario Rincon 17-8 (6-4 ACC, 7th)

### NCAA Second Round

1/24	[36] Florida Atlantic	W, 6-1
1/25	[36] Samford	W, 6-1
1/29	[36] #13 Florida	W, 4-3
2/1	[36] at #3 Ohio State	L, 2-5
2/3	[36] at #48 Kentucky	W, 4-3
2/10	[24] at #23 Rice	L, 2-5
2/15	[26] UCF	W, 6-1
2/27	[26] Furman	W, 5-2
3/7	[24] at #39 Georgia Tech *	W, 5-2
3/9	[24] at #60 Clemson *	W, 4-3
3/13	[18] #54 Purdue	W, 6-1
3/15	[18] #17 Florida State *	L, 2-5
3/21	[20] #66 Duke *	L, 2-5
3/28	[26] at #1 Virginia *	L, 0-7
3/30	[26] at #28 Virginia Tech *	L, 1-6
4/4	[27] #44 NC State *	W, 4-3
4/6	[27] #28 Wake Forest *	W, 4-3
4/11	[23] at Boston College *	W, 7-0
4/13	[23] at #58 Maryland *	W, 5-2
4/17	[25] #61 Maryland ^	W, 4-1
4/18	[25] vs. #11 North Carolina ^	W, 4-3
4/19	[25] #10 Florida State ^	W, 4-3
4/20	[25] vs. #1 Virginia ^	L, 0-4
5/10	[19] vs. #42 USF !	W, 4-2
5/11	[19] at #9 Florida !	L, 1-4

[ ] Miami's rank

\* ACC Match

^ ACC Tournament

! NCAA Tournament

## 2009 Coach Mario Rincon 16-9 (9-2 ACC, 2nd)

### NCAA Round of 16

1/22	[17] Florida Atlantic	W, 4-3
1/25	[17] #24 Rice	L, 3-4
1/31	[22] vs. #24 Alabama	L, 0-4
2/1	[22] vs. #46 Denver	W, 5-2
2/7	[23] #63 Clemson *	W, 7-0
2/8	[23] Pennsylvania	W, 7-0
2/22	[24] at #11 Florida	L, 2-5
2/28	[24] at #16 Florida State *	L, 3-4
3/7	[51] #58 Georgia Tech *	W, 5-2
3/13	[33] at #50 USF	L, 2-5

3/15	[33] at #68 UCF	W, 7-0
3/18	[45] #13 Kentucky	L, 2-5
3/20	[45] at #34 North Carolina *	W, 4-3
3/22	[45] at #28 Duke *	W, 4-3
3/27	[36] #1 Virginia *	L, 3-4
3/29	[36] #21 Virginia Tech *	W, 5-0
4/3	[31] at #48 NC State *	W, 4-3
4/5	[31] at #28 Wake Forest *	W, 4-3
4/10	[23] Boston College *	W, 6-1
4/12	[23] Maryland *	W, 7-0
4/17	[25] #54 NC State ^	W, 4-3
4/18	[25] #20 Wake Forest ^	L, 2-4
5/8	[22] #53 Columbia !	W, 4-0
5/9	[22] at #10 Florida !	W, 4-3
5/14	[22] #7 UCLA !!	L, 1-4

[ ] Miami's rank

\* ACC Match

^ ACC Tournament

! NCAA Tournament - Regional (Gainesville, Fla.)

!! NCAA Tournament (College Station, Texas)

## 2010 Coach Mario Rincon 11-11 (4-6 ACC, 8th)

1/21	[21] Florida Atlantic	W, 7-0
1/31	[20] at #28 North Carolina	L, 2-4
2/1	[20] at #36 Northwestern	W, 4-0
2/7	[27] at #32 Rice	L, 1-6
2/19	[31] Stetson	W, 6-1
2/21	[31] UCF	W, 4-3
2/28	[31] #50 USF	W, 4-3
3/6	[39] #19 Florida State *	L, 2-5
3/13	[35] at #47 Clemson *	L, 3-4
3/14	[35] at #26 Georgia Tech *	L, 3-4
3/19	[45] #9 Kentucky	L, 2-5
3/20	[45] Princeton	W, 6-1
3/26	[49] at #1 Virginia *	L, 0-7
3/28	[49] at #20 Virginia Tech *	L, 2-5
3/31	[51] #30 Wisconsin	L, 3-4
4/2	[51] #24 Wake Forest *	L, 2-5
4/4	[51] #40 NC State *	W, 5-2
4/9	[50] at Maryland *	W, 6-1
4/11	[50] at Boston College *	W, 6-1
4/16	[47] #14 Duke *	W, 4-3
4/22	[41] vs. #51 NC State ^	W, 4-1
4/23	[41] vs. Virginia ^	L, 0-4

[ ] Miami's rank

^ ACC Tournament

## 2011 Coach Mario Rincon 15-9 (8-3 ACC, 4th)

### NCAA Second Round

1/16	[44] North Florida	W, 5-2
1/22	[44] #30 Rice	L, 2-5
1/29	[44] #32 Arizona	W, 4-3
1/30	[44] at #10 Texas A&M	L, 0-7
2/11	[38] #65 Troy	W, 7-0
2/13	[38] at #12 Kentucky	L, 0-7
2/20	[39] Florida Atlantic	W, 6-1
2/26	[39] at #28 Florida State *	W, 4-3
3/5	[34] at UCF	W, 5-1
3/6	[34] at USF	W, 4-3
3/13	[32] #16 Georgia Tech *	W, 4-3
3/18	[25] at #23 Minnesota	L, 3-4
3/20	[25] #57 Clemson *	W, 4-3

3/25	[29] #1 Virginia *	L, 0-7
3/27	[29] #36 Virginia Tech *	W, 6-1
4/1	[28] at #35 Wake Forest *	W, 5-2
4/3	[28] at #59 NC State *	W, 5-2
4/8	[24] #43 Maryland *	W, 7-0
4/10	[24] Boston College *	W, 6-1
4/15	[25] at #19 North Carolina *	L, 2-5
4/17	[25] at #10 Duke *	L, 2-5
4/22	[25] vs. #16 Georgia Tech ^	L, 1-4
5/13	[27] vs. #41 Nebraska !	W, 4-3
5/14	[27] vs. #8 Florida !	L, 0-4

[ ] Miami's rank

\* ACC Match

^ ACC Tournament

! NCAA Tournament

## 2012 Coach Mario Rincon 8-13 (1-9 ACC, 11th)

1/19	[31] Florida Atlantic	W, 6-1
1/22	[31] Florida A&M	W, 4-3
1/28	[33] #41 Wake Forest \$	L, 3-4
1/29	[33] #55 New Mexico \$	W, 4-3
2/5	[37] at #38 Rice	L, 0-7
2/18	[39] #56 USF	W, 5-2
2/24	[36] UCF	W, 5-2
2/26	[36] North Florida	W, 5-2
3/4	[52] #23 Florida State *	L, 1-6
3/11	[59] at Clemson *	L, 1-6
3/13	[58] at Georgia Tech *	L, 0-7
3/17	[58] #57 Alabama	W, 5-2
3/23	[54] #33 NC State *	L, 3-4
3/25	[54] Wake Forest *	W, 4-3
3/30	[51] at Boston College *	L, 2-5
4/1	[51] at Maryland *	L, 3-4
4/6	[61] #21 North Carolina *	L, 2-5
4/8	[61] #7 Duke *	L, 0-7
4/13	[63] at #51 Virginia Tech *	L, 1-6
4/15	[63] at #3 Virginia *	L, 1-6
4/19	[69] #32 Florida State ^	L, 0-4

[ ] Miami's rank

\$ ITA Kick-Off

\* ACC Match

^ ACC Tournament

## 2013 Coach Mario Rincon 13-13 (2-8 ACC, 9th)

1/19	[65] at #12 Florida	L, 2-5
1/19	[65] vs. Bethune-Cookman	W, 7-0 1/26
[64] vs. #71 Louisiana-Lafayette \$		W, 4-3
1/27	[64] at #4 Ohio State \$	L, 0-7
2/1	[60] UCF	W, 6-1
2/3	[60] #50 Rice	W, 6-1
2/8	[54] #75 Louisiana-Lafayette	W, 4-3
2/10	[54] at USF	W, 5-2
2/24	[54] #62 North Florida	L, 2-5
3/1	[69] at #58 Texas Tech	L, 3-4
3/2	[69] vs. New Mexico	W, 5-2
3/9	[67] Georgetown	W, 4-0
3/9	[67] Florida Gulf Coast	W, 6-1
3/15	[70] #25 Clemson *	L, 3-4
3/17	[70] #63 Georgia Tech *	W, 4-3
3/19	[70] #61 Minnesota	W, 4-3
3/22	[70] Georgia State	W, 6-1
3/24	[65] at #16 Florida State *	L, 2-5



# ALL-TIME SCHEDULE

3/29	[50] at #28 Wake Forest *	L, 1-6
3/31	[50] at #38 NC State *	L, 2-5
4/7	[52] Boston College *	W, 7-0
4/12	[53] at #69 North Carolina *	W, 2-5
4/14	[53] at #9 Duke *	L, 0-7
4/19	[55] #52 Virginia Tech *	L, 0-7
4/21	[55] #1 Virginia *	L, 1-6
4/25	[55] #54 North Carolina ^	L, 0-4

[ ] Miami's rank

\$ ITA Kick-Off

\* ACC Match

^ ACC Tournament

## 2014 Coach Mario Rincon 14-11 (4-7 ACC, 9th)

1/12	[55] Florida Atlantic	W, 7-0
1/19	[55] at UCF	L, 3-4
1/31	[60] Bethune-Cookman	W, 7-0
2/2	[60] Florida A&M	W, 7-0
2/7	[60] #54 Texas Tech	L, 3-4
2/9	[60] USF	L, 2-5
2/22	[62] North Florida	W, 4-3
3/4	#75 Presbyterian	W, 4-0
3/4	Xavier	W, 7-0
3/7	at #23 Clemson *	L, 1-6
3/9	at #52 Georgia Tech *	W, 5-2
3/12	[65] Troy	W, 5-2
3/15	[65] Boston University	W, 6-1
3/17	[65] #58 Wisconsin	W, 4-0
3/21	[72] #18 Wake Forest *	W, 4-3
3/23	[72] #31 NC State *	W, 4-3
3/25	[39] Nebraska-Omaha	W, 7-0
3/28	[39] at #4 Virginia *	L, 0-7
3/30	[39] at #54 Virginia Tech *	L, 1-6
4/4	[47] #13 Duke *	L, 0-7
4/6	[47] #9 North Carolina *	L, 2-5
4/11	[46] at #12 Notre Dame *	L, 0-7
4/13	[46] at Boston College *	W, 7-0
4/19	[47] #31 Florida State *	L, 1-6
4/24	[53] vs. #30 Florida State ^	L, 0-4

[ ] Miami's rank

\* ACC Match

^ ACC Tournament

## 2015 Coach Mario Rincon 7-17 (1-11 ACC, 12th)

1/18	[52] Florida Atlantic	W, 5-2
1/19	[52] #70 UCF	L, 3-4
1/24	[52] #40 Drake	L, 2-4
1/25	[52] #61 Tulane	L, 1-4
2/7	[71] Florida Gulf Coast	L, 1-4
2/7	[71] Liberty	W, 4-2
2/13	[71] Kennesaw State	W, 7-0
2/14	[71] #48 Pepperdine	L, 3-4
3/6	George Washington	W, 6-1
3/8	Georgia Tech *	L, 2-4
3/10	Valparaiso	W, 6-1
3/10	Quinnipiac	W, 6-1
3/13	at #12 North Carolina *	L, 0-7
3/15	at #6 Duke *	L, 1-6
3/20	#64 Clemson *	L, 3-4
3/27	#37 Notre Dame *	L, 3-4
3/29	Boston College *	W, 6-1
4/3	at #32 Florida State *	L, 0-7
4/5	at #23 Louisville *	L, 0-7

4/10	at #13 Wake Forest *	L, 0-7
4/12	at #34 NC State *	L, 0-7
4/17	#14 Virginia Tech *	L, 0-7
4/19	#4 Virginia *	L, 2-5
4/23	#9 Duke ^	L, 0-4

[ ] Miami's rank

\* ACC Match

^ ACC Tournament

## 2016 Coach Mario Rincon 8-15 (3-9 ACC, 11th)

1/16	St. John's	L, 3-4
1/17	Florida Atlantic	W, 5-2
1/22	vs Alabama	L, 1-4
1/22	vs UNC Wilmington	L, 1-4
1/29	UCF	W, 5-2
1/30	#68 Troy	W, 4-3
2/15	Army West Point	W, 4-0
3/1	Davidson	W, 7-0
3/3	#19 Michigan	L, 3-4
3/6	#47 Florida State *	W, 4-3
3/8	[74] #54 Middle Tennessee	L, 2-5
3/11	[74] #66 Duke *	L, 2-5
3/13	[74] #1 North Carolina *	L, 1-6
3/18	at Boston College *	W, 4-3
3/20	#51 Notre Dame *	L, 2-5
3/25	[64] #13 Wake Forest *	L, 0-7
4/1	[67] at #31 Georgia Tech *	L, 2-5
4/3	[67] at Clemson *	L, 3-4
4/8	[75] #41 NC State *	L, 3-4
4/10	[75] Louisville *	W, 5-2
4/15	#40 at Virginia Tech *	L, 1-6
4/17	at #1 Virginia *	L, 0-7
4/21	vs. #36 Virginia Tech ^	L, 0-4

[ ] Miami's rank

\* ACC Match

^ ACC Tournament

## 2017 Coach Aljosa Piric 9-13 (2-9 ACC, 11th)

1/20	St. John's	W, 4-0
1/22	North Florida	L, 2-4
2/4	Troy	W, 6-1
2/10	#16 Mississippi State	L, 0-4
2/12	Florida Atlantic	W, 5-2
2/19	Clemson *	L, 3-4
2/25	Florida Gulf Coast	W, 4-3
3/6	East Tennessee State	W, 5-2
3/10	Boston University	W, 7-0
3/12	#17 Georgia Tech *	L, 1-5
3/17	#39 Minnesota	L, 3-4
3/19	at #28 Florida State *	L, 0-7
3/26	at #34 Louisville *	L, 1-4
3/31	at #11 North Carolina *	L, 1-6
4/2	at #1 Wake Forest *	L, 0-7
4/7	Boston College *	W, 7-0
4/9	Notre Dame *	W, 4-3
4/14	at NC State *	L, 2-5
4/15	at #46 Duke *	L, 1-6
4/21	#3 Virginia *	L, 0-7
4/23	Virginia Tech *	Cancelled
4/26	vs. Boston College ^	W, 5-1
4/27	vs. #34 Duke ^	L, 1-4

\* ACC Match

^ ACC Tournament

## 2018 Coach Aljosa Piric 15-13 (4-8 ACC, 10th)

### NCAA Second Round

1/19	at #22 Tulane	L, 1-6
1/19	vs. New Orleans	W, 4-0
1/21	at #14 Mississippi State	L, 2-5
2/2	Georgia Southern	W, 7-0
2/4	Iowa	W, 5-2
2/11	Florida Atlantic	W, 4-2
2/11	Bucknell	W, 7-0
2/23	College of Charleston	W, 7-0
3/2	at Georgia Tech *	L, 3-4
3/4	at #50 Clemson *	L, 3-4
3/9	vs. #16 Florida State *	L, 0-4
3/11	William and Mary	W, 5-0
3/11	Cleveland State	W, 7-0
3/18	at UCF	L, 3-4
3/23	#1 Wake Forest *	L, 3-4
3/25	#23 NC State *	W, 4-3
3/30	South Alabama	W, 4-1
4/1	#38 Louisville *	W, 4-1
4/6	at #42 Virginia *	W, 4-3
4/9	at Virginia Tech *	L, 0-7
4/13	at #28 Notre Dame *	L, 2-5
4/15	at Boston College *	L, 3-4
4/20	#22 Duke	W, 4-3
4/22	#7 North Carolina	L, 0-4
4/22	Dayton	W, 4-0
4/26	vs. NC State ^	L, 1-4
4/27	vs. North Florida !	W, 4-0
4/27	at #13 Florida !	L, 0-4

\* ACC Match

^ ACC Tournament

! NCAA Tournament

## 2019 Coach Aljosa Piric 17-11 (7-5 ACC, 5th)

### NCAA First Round

1/18	Stetson	W, 7-0
1/18	Liberty	W, 6-1
1/21	Florida Atlantic	W, 6-1
1/25	vs. Utah State	W, 4-2
1/26	at #8 Texas	L, 0-4
2/01	at #3 Mississippi State	L, 1-4
2/01	vs. Jackson State	W, 4-0
2/08	at Iowa	W, 4-1
2/09	vs. Utah	L, 2-4
2/22	Georgia Tech *	W, 6-1
2/24	Clemson *	W, 7-0
3/3	vs. UCF	L, 0-4
3/10	vs. #37 Florida State *	W, 4-0
3/12	UNCW	W, 5-1
3/12	Boston University	W, 5-0
3/15	#11 Notre Dame *	W, 4-3
3/17	Boston College *	W, 4-0
3/17	UConn	W, 4-0
3/22	at Duke *	W, 4-3
3/24	at #11 North Carolina *	L, 1-4
3/29	at Louisville *	L, 0-4
4/05	#43 Virginia Tech *	W, 4-3
4/07	#5 Virginia *	L, 0-4
4/12	#22 NC State	L, 1-4
4/14	#4 Wake Forest *	L, 1-4
4/18	vs. Clemson ^	W, 4-0

# ALL-TIME SCHEDULE

4/19 vs. #20 NC State ^ L, 2-4  
 5/03 vs #27 Arizona State ! L, 0-4  
 \* ACC Match  
 ^ ACC Tournament  
 ! NCAA Tournament

## 2020 Coach Aljosa Piric 10-2 (3-0 ACC, 1st)

1/17 College of Charleston W, 7-0  
 1/19 Liberty W, 7-0  
 1/19 Georgia Southern W, 5-0  
 1/25 vs #13 California L, 0-4  
 1/26 Tulane W, 4-2  
 2/02 vs. #23 Mississippi State L, 2-4  
 2/07 South Alabama W, 7-0  
 2/09 Florida Atlantic W, 7-0  
 2/15 at FGCU W, 4-0  
 2/21 at #45 Clemson\* W, 7-0  
 2/23 at #38 Georgia Tech\* W, 4-2  
 3/08 #25 Florida State\* W, 4-0  
 \* ACC Match

## 2021 Coach Aljosa Piric 8-11 (4-6 ACC, 9th)

### NCAA First Round

2/7 #18 UCF L, 3-4  
 2/13 vs. Auburn W, 5-2  
 2/14 vs. Tulane L, 1-6  
 2/19 Georgia Tech\* W, 6-1  
 2/21 Clemson\* W, 4-3  
 2/27 Florida Gulf Coast L, 3-4  
 3/05 at #4 Virginia\* L, 0-7  
 3/07 at #39 Virginia Tech\* L, 2-5  
 3/12 at #11 Wake Forest\* L, 0-4  
 3/13 at #15 NC State\* L, 1-4  
 3/20 #29 South Florida W, 4-3  
 4/8 at Florida State\* W, 4-2  
 4/10 Boston College\* W, 7-0  
 4/13 Florida Atlantic W, 4-1  
 4/16 at #3 North Carolina\* L, 3-4  
 4/17 at #41 Duke\* L, 2-4  
 4/18 at Charlotte W, 6-1  
 4/22 vs. #31 Georgia Tech ^ L, 3-4  
 5/08 vs. #16 Mississippi State ! L, 1-4  
 \* ACC Match

^ ACC Tournament

! NCAA Tournament

## 2022 Coach Aljosa Piric 17-10 (5-7 ACC, 1-7th)

### NCAA Second Round

1/17 Troy W, 6-1  
 1/17 Binghamton W, 7-0  
 1/21 Florida Gulf Coast W, 6-1  
 1/22 North Florida W, 7-0  
 1/30 vs. Clemson \$ W, 4-1  
 1/31 at #2 Baylor L, 0-4  
 2/18 Georgia State W, 4-1  
 2/18 Mercer W, 7-0  
 2/25 [35] #33 Florida Atlantic W, 4-1  
 2/26 [35] Liberty W, 7-0  
 2/27 [21] #7 Wake Forest\* L, 3-4  
 3/6 [21] #20 NC State\* W, 4-2  
 3/9 [24] #26 Memphis W, 4-3  
 3/9 [24] Army W, 4-0

3/11 [24] #31 North Carolina\* L, 0-4  
 3/13 [24] #40 Duke\* L, 2-4  
 3/18 [25] at #47 Louisville\* L, 2-4  
 3/23 [37] at #23 Notre Dame\* L, 3-4  
 3/30 [36] #30 Florida State\* W, 4-0  
 4/1 [36] at Boston College\* W, 4-1  
 4/8 [28] Virginia Tech\* L, 3-4  
 4/10 [28] #8 Virginia\* L, 1-6  
 4/14 [30] at #58 Georgia Tech\* W, 4-3  
 4/16 [30] at #67 Clemson\* W, 4-2  
 4/21 [29] vs. #61 Georgia Tech ^ L, 1-4  
 5/6 [29] vs. #45 South Florida ! W, 4-3  
 5/7 [29] at #2 Florida ! L, 0-4

\$ ITA Kick-Off

\* ACC Match

^ ACC Tournament

! NCAA Tournament (Gainesville, Fla.)

## 2023 Coach Aljosa Piric 15-10 (5-7 ACC, 8th)

1/14 Troy W, 4-0  
 1/14 Binghamton W, 4-0  
 1/29 vs. Louisville\$ L, 1-4  
 1/30 vs. LSU\$ L, 3-4  
 2/10 North Florida W, 7-0  
 2/12 Florida Atlantic W, 4-0  
 2/17 Central Florida W, 4-0  
 2/25 [47] Florida Gulf Coast W, 4-0  
 3/3 [43] at #21 Virginia\* L, 0-4  
 3/5 [43] at #65 Virginia Tech\* L, 3-4  
 3/8 [60] South Alabama W, 4-3  
 3/8 [60] College of Charleston W, 4-0  
 3/10 [60] at #32 NC State\* L, 2-4  
 3/12 [60] at #14 Wake Forest\* L, 1-4  
 3/17 [60] #43 Notre Dame\* W, 4-3  
 3/19 [60] #29 Louisville\* W, 4-1  
 3/29 [46] Drexel W, 4-0  
 3/31 [46] #55 Clemson\* W, 7-0  
 4/2 [46] #71 Georgia Tech\* W, 5-2  
 4/5 [44] at #18 Florida State\* L, 3-4  
 4/9 [44] Boston College\* W, 7-0  
 4/14 [47] at #13 Duke\* L, 1-6  
 4/16 [47] at #16 North Carolina\* L, 2-4  
 4/20 [45] vs. #65 Georgia Tech^ W, 4-2  
 4/21 [45] vs. #8 Virginia^ L, 2-4

\$ ITA Kick-Off

\* ACC Match

^ ACC Tournament

## 2024 Coach Aljosa Piric 11-14 (2-10 ACC, 12th)

1/12 Georgia Southern W, 5-0  
 1/13 Wisconsin W, 4-2  
 1/19 Buffalo W, 4-0  
 1/19 Mercer W, 7-0  
 1/27 at #13 Arizona\$ L, 0-4  
 1/28 vs Tulane\$ W, 4-3  
 2/8 South Florida W, 4-3  
 2/1 at UCF L, 3-4  
 2/23 [59] UTSA W, 4-1  
 2/25 [59] VCU L, 3-4  
 2/28 [61] at Boston College\* W, 6-1  
 3/1 [61] at #63 Notre Dame\* L, 1-4  
 3/3 [61] at #27 Louisville\* L, 3-4

3/7 #44 Penn W, 4-3  
 3/15 [59] #17 Duke\* L, 1-4  
 3/17 [59] #27 North Carolina\* W, 4-3  
 3/24 [50] #65 Virginia Tech\* L, 3-4  
 3/25 [50] #4 Virginia\* L, 1-4  
 3/28 [50] at Clemson\* L, 0-4  
 3/30 [50] at #35 Georgia Tech\* L, 1-4  
 4/5 [52] #20 NC State\* L, 3-4  
 4/7 [52] #6 Wake Forest\* L, 2-4  
 4/13 [52] #17 Florida State\* L, 2-4  
 4/17 [60] vs Boston College^ W, 4-0  
 4/18 [60] vs #28 North Carolina^ L, 0-4

\$ ITA Kick-Off

\* ACC Match

^ ACC Tournament

## 2025 Coach Alex Santos 13-11 (6-7 ACC, 10th)

1/13 Troy W, 4-1  
 1/13 Buffalo W, 4-1  
 1/16 at FAU NO CONTEST  
 1/25 at #7 Columbia\$ L, 0-4  
 1/26 vs Middle Tennessee\$ L, 2-4  
 1/31 USF W, 5-2  
 2/7 #21 UCF W, 4-2  
 2/21 FGCU W, 4-0  
 2/28 [23] #63 SMU\* W, 4-2  
 3/2 [30] BOSTON COLLEGE\* W, 3-0  
 3/4 [30] SOUTH ALABAMA W, 4-1  
 3/7 [29] at #9 Stanford\* L, 0-4  
 3/9 [29] at #26 Cal\* L, 0-4  
 3/11 [34] at #1 Wake Forest L, 0-4  
 3/16 [34] at #5 NC State\* L, 0-4  
 3/18 [34] COLGATE W, 7-0  
 3/21 [34] #38 GEORGIA TECH\* W, 4-3  
 3/23 [34] #16 CLEMSON\* W, 4-2  
 3/28 [25] at #55 North Carolina\* L, 3-4  
 3/30 [25] at #13 Duke\* L, 3-4  
 4/3 [33] LOUISVILLE\* W, 4-0  
 4/5 [33] #55 NOTRE DAME\* W, 4-2  
 4/11 [35] at #19 Florida State\* L, 1-4  
 4/16 [37] vs #65 Notre Dame^ L, 3-4  
 5/3 [39] vs #15 UCF^ L, 1-4

\$ ITA Kick-Off

\* ACC Match

^ ACC Tournament

# NCAA Championships

# ALL-TIME SERIES RECORDS

## -A-

Alabama	11-9
Alabama-Birmingham	3-4
American	2-0
Amherst	2-0
Arizona	9-3
Arizona State	4-2
Arkansas	2-3
Army	16-0
Army Air Force	1-0
Auburn	12-2

## -B-

Ball State	2-0
Baltimore Tennis Club	0-1
Barry	4-0
Baylor	1-2
Bethune-Cookman	2-0
Binghamton	2-0
Birmingham Southern	1-0
Biscayne	1-0
Boise State	0-1
Boston College	20-2
Boston University	4-0
Bowling Green	4-0
Brigham Young	1-0
Brown	2-0
Bucknell	2-0
Buffalo	3-0

## -C-

California	1-6
California-Irvine	4-4
Central Florida	17-7
Charleston Southern	2-0
Charlotte	1-0
Cincinnati	3-0
Clemson *	33-30
Cleveland State	1-0
Colgate	3-0
College of Charleston	3-0
Colorado	1-1
Columbia	4-2
Concordia	1-0
Concordia Seminary	1-0
Connecticut	2-0
Cornell	8-0

## -D-

Dade New World	1-0
Dartmouth	11-0
Davidson	9-0
Dayton	1-0
Denver	2-0
DePaul	1-0
DePauw	1-0
Drake	1-1
Drexel	1-0
Duke	25-29

## -E-

East Tennessee State	2-0
Edison High	1-0
Emory	2-0

## -F-

Flagler College	7-0
Florida *	55-20-1
Florida A&M	6-0
Florida Atlantic	27-1
Florida Gulf Coast	6-2
Florida International	31-1
Florida Southern	3-0
Florida State	52-22
Florida Tech	4-0
Ft. Lauderdale Town & Tennis	0-0-1
Fresno State	0-1
Furman	5-0

## -G-

Georgetown	3-0
George Washington	2-0
Georgia	22-14
Georgia Southern	6-0
Georgia State	3-0
Georgia Tech	42-15

## -H-

Hampton Institute	2-0
Harvard	9-4
Houston	10-1-1
Howard	1-0

## -I-

Idaho	1-0
Illinois	1-1
Indiana	7-1
Iowa	2-0
Iowa State	1-0

## -J-

Jacksonville University	8-0
Jacksonville Naval Air Station	2-0
Jackson State	1-0

## -K-

Kalamazoo	2-0
Kansas	3-0
Kennesaw State	1-0
Kent State	1-0
Kentucky	7-4
Kenyon	1-0
Key West Naval Air Base	1-0
Key West Tennis Club	2-0

## -L-

Liberty	4-0
Long Beach State	1-0
Louisiana-Lafayette	9-1
Louisiana-Monroe	2-0
Louisiana State	7-8
Louisville	6-6

Loyola Marymount	2-0
Loyola of the South	3-0

## -M-

Manhattan	1-0
Maryland	9-1
Maxwell Air Force Base	2-0
Memphis	2-0
Mercer	3-0
Mercyhurst College	1-0
Miami (Ohio)	2-1
Miami-Dade North	2-0
Michigan	20-2
Michigan State	4-0
Middle Tennessee	3-2
Minnesota *	7-3
Mississippi	5-1
Mississippi State	5-9

## -N-

Navy	0-2-1
Nebraska	2-0
Nebraska-Omaha	1-0
New Mexico	4-1
New Orleans	1-0
New York University	1-0
North Carolina	24-22
NC State	17-13
North Florida	7-2
Northwestern	5-0
Notre Dame	20-15

## -O-

Ohio State	12-4
Oklahoma State	1-1
Opa-Locka Marines	2-0
Orlando Waterwich Club	0-1

## -P-

Pan American	2-0
Pennsylvania	16-0
Penn State	1-0
Pepperdine	2-14
Pittsburgh	1-0
Presbyterian College	23-1
Princeton	35-4-1
Providence	5-0
Purdue	1-0

## -Q-

Quantico Marines	1-0
Quinnipiac	1-0

## -R-

Rhode Island	1-0
Rice	8-5
Richmond Naval Air Base	2-0
Rollins	55-5
Rutgers	1-0

## -S-

Samford	1-0
San Diego	2-1

Seton Hall	1-0
South Alabama	9-4
South Carolina	11-4
South Florida	47-8
Southern California	1-9
Southern Illinois	17-0
SIU-Edwardsville	2-0
Southern Methodist	14-11-1
Southern Mississippi	1-0
Southwest Texas	1-0
St. John's	4-1
St. Joseph's (Pa.)	1-0
St. Petersburg - Tampa	10-0
Stanford	1-10
Stetson	4-0

## -T-

Tampa	3-0
Tennessee	11-8
Texas *	8-13
Texas A&M	5-8
TCU	14-6
Texas Tech	0-2
Trinity	9-12
Troy	7-0
Tulane	5-4-2
Tulsa	2-0

## -U-

UCLA	1-13-1
UNC Wilmington	1-1
US Military Academy	1-0
US Naval Pre-Flight	1-0
Utah	1-1
Utah State	1-0
UTSA	1-0

## -V-

Valparaiso	1-0
Vanderbilt	6-0
Villanova	1-0
Virginia	5-24
Virginia Commonwealth	1-2
Virginia Tech	9-16

## -W-

Wake Forest	13-16
Wesleyan	4-0
West Side Tennis Club	0-0-1
West Virginia	6-1
Western Michigan	2-0
William & Mary	4-1
Williams College	1-0
Wisconsin	9-2
Wofford	1-0

## -X-

Xavier	1-0
--------	-----

## -Y-

Yale	48-1
------	------



# ALL-TIME SERIES RESULTS

Date Result UM Opp Site

## -A-

### ALABAMA (11-9)

(H: 6-3; A: 4-2; N: 1-4)

3/17/77	W, 7-2		(h)
3/14/79	W, 6-3		(h)
5/8/80	W, 9-0		(a)
3/10/81	W, 6-3		(h)
3/15/82	W, 6-3		(a)
2/3/84	W, 7-2		(n)
3/3/88	L, 3-6		(n)
3/31/89	L, 1-6		(h)
2/16/91	L, 4-5	25	(n)
2/27/93	L, 2-5	11	(h)
2/19/94	W, 5-2		(a)
1/27/95	W, 7-0		(h)
3/17/95	W, 4-3		(a)
2/18/96	L, 1-4		(a)
2/15/97	L, 3-4	28	(h)
3/2/98	L, 1-6	20	(a)
2/12/00	W, 4-0	31	(h)
1/31/09	L, 0-4	22 24	(n)
3/17/12	W, 5-2	58 57	(h)
1/22/16	L, 1-4		(n)

### ALABAMA-BIRMINGHAM (3-4)

(H: 1-2; A: 2-2)

1/30/93	L, 1-5	18	(h)
3/19/93	L, 3-4	7	(a)
2/18/94	W, 6-1	13	(a)
1/28/95	W, 5-2	11 18	(h)
2/18/96	L, 1-4	29	(a)
2/16/97	L, 3-4	26	(h)
4/7/01	W, 5-2		(a)

### AMERICAN (2-0)

(H: 2-0)

3/11/03	W, 6-1		(h)
4/20/04	W, 5-2		(h)

### AMHERST (2-0)

(H: 2-0)

3/27/53	W, 9-0		(h)
4/1/64	W, 9-0		(h)

### ARIZONA (9-3)

(H: 6-1; A: 1-1; N: 2-1)

1938	W, 9-0		(h)
1941	W, 8-1		(h)
1948	W, 6-3		(h)
2/25/75	W, 6-3		(a)
2/6/82	L, 3-6		(n)
3/4/83	W, 6-0		(n)
3/7/86	W, 5-1		(n)
4/16/88	W, 7-2		(h)
3/1/91	L, 4-5	17	(h)
2/28/93	W, 6-1		(h)
1/29/11	W, 4-3	44 32	(h)
1/27/24	L, 0-4	13	(a)

### ARIZONA STATE (4-2)

(H: 2-0; A: 2-1; N: 0-1)

5/19/90	W, 5-1		(h)
3/23/90	W, 5-1		(a)
3/22/91	L, 2-5		(a)
3/6/92	W, 6-3		(a)
1/29/93	W, 6-1	25	(h)
5/3/19!	L, 0-4	33 27	(n)

! NCAA Championship

### ARKANSAS (2-3)

(H: 2-0; N: 0-3)

3/3/83	L, 4-5		(n)
3/30/86	L, 4-5	8	(n)
1/24/87	W, 7-2		(h)
1/26/90	W, 8-1		(h)
2/15/91	L, 3-5		(n)

### ARMY (16-0)

(H: 15-0; A: 1-0)

1939	W, 9-0		(h)
1940	W, 7-1		(h)
5/7/54	W, 9-0		(a)
3/25/61	W, 9-0		(h)
3/24/62	W, 9-0		(h)
3/23/63	W, 7-2		(h)
3/20/64	W, 9-0		(h)
3/21/64	W, 9-0		(h)
3/27/65	W, 9-0		(h)
3/26/66	W, 9-0		(h)
3/25/67	W, 8-1		(h)
3/23/68	W, 8-1		(h)
3/22/69	W, 7-2		(h)
3/21/70	W, 9-0		(h)
2/15/16	W, 4-0		(h)
3/9/22	W, 4-0	24	(h)

### ARMY AIR FORCE (1-0)

(H: 1-0)

1943	W, 4-3		(h)
------	--------	--	-----

### AUBURN (12-2)

(H: 7-1; A: 1-1; N: 4-0)

1939	W, 9-0		(h)
5/9/80	W, 5-4		(a)
3/28/81	W, 8-1		(h)
2/19/82	W, 7-2		(n)
4/9/83	W, 6-3		(h)
4/23/83	W, 8-1		(n)
2/16/85	W, 5-3		(h)
3/26/85	L, 4-5		(a)
4/10/88	W, 5-4		(h)
1989	W, 5-2		(h)
1989	W, 6-0		(h)
3/24/93	L, 3-4		(h)
3/17/94	W, 5-2	35	(n)
2/13/21	W, 5-2		(n)

## -B-

### BALL STATE (2-0)

(A: 1-0; N: 1-0)

3/27/92	W, 4-2		(a)
4/10/94	W, 5-2	45	(n)

### BALTIMORE TENNIS CLUB (0-1)

(H: 0-1)

1932	L, 3-4		(h)
------	--------	--	-----

### BARRY (4-0)

(H: 4-0)

3/31/93	W, 6-1		(h)
3/4/94	W, 5-1		(h)
3/4/94	W, 5-1		(h)
2/15/96	W, 5-2		(h)

### BAYLOR (1-2)

(H: 1-0; A: 0-2)

3/14/00	L, 0-4	10	(a)
3/9/01	W, 5-2	19	(h)
1/31/22	L, 0-4	2	(a)

### BETHUNE-COOKMAN (2-0)

(H: 1-0; N: 1-0)

1/19/13	W, 7-0	65	(n)
1/31/14	W, 7-0	60	(h)

### BINGHAMTON (2-0)

(H: 1-0)

1/17/22	W, 7-0		(h)
1/4/23	W, 4-0		(h)

### BIRMINGHAM SOUTHERN (1-0)

(H: 1-0)

4/14/51	W, 6-1		(h)
---------	--------	--	-----

### BISCAYNE (1-0)

(H: 1-0)

2/17/81	W, 9-0		(h)
---------	--------	--	-----

### BOISE STATE (0-1)

(A: 0-1)

3/22/97	L, 1-6	2	(a)
---------	--------	---	-----

### BOSTON COLLEGE (20-2)

(H: 11-0; A: 7-2; N: 2-0)

4/30/04	W, 4-0		(h)
3/24/06	W, 7-0	14	(a)
3/25/07	W, 7-0	37	(h)
4/11/08	W, 7-0	23	(a)
4/10/09	W, 6-1	23	(h)
4/11/10	W, 6-1	50	(a)
4/10/11	W, 6-1	24	(h)
3/30/12	L, 2-5	51	(a)
4/7/13	W, 7-0	52	(h)
4/13/14	W, 7-0	46	(a)
3/29/15	W, 6-1		(h)
3/18/16	W, 4-3		(a)

4/7/17	W, 7-0		(h)
4/26/17*	W, 5-1		(n)
4/15/18	L, 3-4	42	(a)
3/17/19	W, 4-0	36	(h)
4/10/21	W, 7-0	45	(h)
4/1/22	W, 4-1	36	(a)
4/9/23	W, 7-0	44	(h)
1/28/24	W, 6-1	61	(a)
4/16/24	W, 4-0	60	(n)
3/2/25	W, 4-0	30	(h)

^ACC Championships

### BOSTON UNIVERSITY (4-0)

(H: 4-0)

3/6/00	W, 7-0		(h)
3/15/14	W, 6-1	65	(h)
3/10/17	W, 7-0		(h)
3/12/19	W, 5-0	36	(h)

### BOWLING GREEN (4-0)

(H: 4-0)

3/24/77	W, 9-0		(h)
3/23/78	W, 8-1		(h)
3/20/79	W, 9-0		(h)
3/9/99	W, 6-1		(h)

### BRIGHAM YOUNG (1-0)

(N: 1-0)

2/22/86	W, 6-2		(n)
---------	--------	--	-----

### BROWN (2-0)

(H: 2-0)

4/2/74	W, 9-0		(h)
3/26/00	W, 6-1	68	(h)

### BUCKNELL (2-0)

(H: 1-0; A: 1-0)

5/4/53	W, 9-0		(a)
2/11/18	W, 7-0		(h)

### BUFFALO (3-0)

(H: 3-0)

1942	W, 9-0		(h)
1/19/24	W, 4-0		(h)
1/13/25	W, 4-1		(h)

## -C-

### CALIFORNIA (1-6)

(H: 0-3; A: 1-2; N: 0-1)

1938	L, 1-9		(h)
1941	L, 4-5		(h)
5/15/82	L, 1-5		(h)
3/14/91	W, 5-4	7	(a)
2/12/95	L, 2-5	11 19	(a)
1/25/20	L, 0-4	13	(n)
3/9/25	L, 0-4	29 26	(a)

### UC IRVINE (4-4)

(H: 0-2; A: 4-2)

3/5/80	W, 5-1		(a)
3/27/84	W, 7-2		(a)

# ALL-TIME SERIES RESULTS

3/17/86	W, 5-4	(a)
4/15/88	L, 1-8	(h)
1989	L, 2-7	4 (h)
3/15/91	L, 4-5	20 (a)
2/1/92	W, 6-3	21 (a)
3/13/93	L, 3-4	24 (a)

## UCF (17-7)

(H: 14-2; A: 3-4; N: 0-1)

4/7/79	W, 9-0	(h)
2/28/83	W, 8-0	(h)
2/27/98	W, 7-0	(h)
4/1/00	W, 7-0	(h)
3/3/04	W, 7-0	(h)
2/25/05	W, 7-0	(h)
2/18/06	W, 7-0	24 (h)
2/11/07	W, 6-1	11 69 (a)
2/15/08	W, 6-1	26 (h)
3/15/09	W, 7-0	33 68 (a)
2/21/10	W, 4-3	31 (h)
3/5/11	W, 5-1	34 (a)
2/24/12	W, 5-2	36 (h)
2/1/13	W, 6-1	60 (h)
1/19/14	L, 3-4	55 (a)
1/19/15	L, 3-4	52 70 (h)
1/29/16	W, 5-2	(h)
3/18/18	L, 3-4	50 (a)
3/3/19	L, 0-4	29 (n)
2/7/21	L, 3-4	18 (h)
2/17/23	W, 4-0	(h)
2/11/24	L, 3-4	(a)
2/7/25	W, 4-2	21 (h)
15/3/25	L, 1-4	39 15 (a)

! - NCAA Championships

## CHARLESTON SOUTHERN (2-0)

(H: 1-0; N: 1-0)

3/19/01	W, 7-0	(h)
5/12/01	W, 4-0	69 (n)

## CHARLOTTE (1-0)

(H: 1-0)

4/18/21	W, 6-1	(h)
---------	--------	-----

## CINCINNATI (3-0)

(H: 2-0; A: 1-0)

4/14/52	W, 8-1	(h)
4/15/52	W, 7-2	(h)
4/27/59	W, 5-0	(a)

## CLEMSON (33-29)

(H: 21-11; A: 8-14; N: 4-3)

3/15/68	W, 9-0	(h)
3/15/71	W, 6-3	(h)
3/17/71	W, 7-2	(h)
3/20/74	W, 8-1	(h)
3/17/76	W, 8-1	(h)
2/28/81	L, 3-6	(h)
5/16/81	L, 3-6	(h)
2/12/82	W, 7-2	(h)
3/12/82	W, 6-3	(a)
2/4/83	L, 4-5	(n)

2/11/83	W, 7-2	(n)
3/12/83	L, 3-6	(a)
2/24/84	L, 3-6	(n)
3/10/84*	W, 5-4	(a)
2/24/85	W, 9-0	(h)
2/28/85	L, 1-8	(a)
3/9/85	L, 2-7	(n)
1/25/86	L, 2-7	3 (h)
2/27/86	L, 3-6	3 (a)
1/23/87	W, 4-5	(h)
5/9/87	L, 3-6	(a)
1/22/88	L, 2-7	(h)
1/27/89	L, 4-5	14 (h)
1/28/90	W, 8-1	(h)
3/10/90	W, 5-4	(a)
2/2/91	W, 5-4	(h)
1/31/92	L, 4-5	(h)
1/31/93	W, 6-1	20 (h)
4/3/94	W, 4-3	38 (a)
2/19/95	W, 4-3	35 (h)
3/31/96	L, 1-6	34 (a)
3/1/97	W, 4-3	49 (h)
4/12/98	W, 4-3	53 (a)
2/26/99	L, 2-5	52 (h)
4/14/00	L, 3-4	37 (a)
5/13/00	L, 3-4	33 (h)
3/4/01	W, 6-1	33 (h)
4/13/02	W, 5-2	(a)
3/8/03	W, 5-2	43 (h)
4/10/04	L, 2-5	66 (a)
3/12/05	L, 2-5	36 (a)
3/4/06	L, 2-5	17 15 (a)
3/16/07	W, 5-2	73 24 (h)
3/9/08	W, 4-3	24 60 (a)
2/7/09	W, 7-0	23 63 (h)
3/13/10	L, 3-4	35 47 (a)
3/20/11	W, 4-3	25 57 (h)
3/11/12	L, 1-6	59 (a)
3/15/13	L, 3-4	70 25 (h)
3/7/14	L, 1-6	23 (a)
3/20/15	L, 3-4	64 (h)
4/3/16	L, 3-4	(a)
2/19/17	L, 3-4	(h)
3/4/18	L, 3-4	50 (a)
2/24/19	W, 7-0	35 (h)
4/18/19^	W, 4-0	29 (n)
2/21/20	W, 7-0	33 45 (a)
2/21/21	W, 4-3	(h)
1/30/22	W, 4-1	(n)
4/16/22	W, 4-2	67 (a)
3/31/23	W, 7-0	46 55 (n)
3/28/24	L, 0-4	50 (a)
3/23/25	W, 4-2	34 16 (h)

\*forfeited match

^ ACC Championship

## CLEVELAND STATE (1-0)

(H: 1-0)

3/11/18	W, 7-0	(h)
---------	--------	-----

## COLGATE (3-0)

(H: 3-0)

1936	W, 8-1	(h)
1937	W, 8-1	(h)
3/18/25	W, 7-0	34 (h)

## COLLEGE OF CHARLESTON (3-0)

(H: 3-0)

2/23/18	W, 7-0	(h)
1/17/20	W, 7-0	(h)
3/8/23	W, 4-0	60 (h)

## COLORADO (1-1)

(H: 1-1)

1941	W, 7-2	(h)
3/28/02	L, 3-4	(h)

## COLUMBIA (4-2)

(H: 3-0; A: 1-2)

5/6/53	W, 9-0	(a)
3/12/80	W, 8-1	(h)
3/16/83	W, 5-1	(h)
3/4/95	L, 3-4	(a)
5/8/09	W, 4-0	22 53 (h)
1/25/25	L, 0-4	7 (a)

## CONCORDIA (1-0)

(H: 1-0)

3/25/59	W, 7-0	(h)
---------	--------	-----

## CONCORDIA SEMINARY (1-0)

(A: 1-0)

4/3/52	W, 7-0	(a)
--------	--------	-----

## CONNECTICUT (2-0)

(H: 2-0)

4/21/95	W, 5-0	(h)
3/17/19	W, 4-0	36 (h)

## CORNELL (8-0)

(H: 8-0)

1937	W, 9-0	(h)
1942	W, 8-1	(h)
3/26/63	W, 8-1	(h)
3/27/63	W, 7-2	(h)
4/2/64	W, 9-0	(h)
4/4/64	W, 9-0	(h)
3/22/00	W, 6-1	(h)
3/22/01	W, 4-3	(h)

## -D-

## DADE NEW WORLD (1-0)

(H: 1-0)

2/15/83	W, 8-1	(h)
---------	--------	-----

## DARTMOUTH (11-0)

(H: 10-0; A: 1-0)

1936	W, 8-1	(h)
3/9/39	W, 8-1	(a)
3/30/50	W, 8-1	(h)
3/30/56	W, 9-0	(h)
4/4/57	W, 9-0	(h)
4/5/57	W, 8-1	(h)
3/27/58	W, 9-0	(h)
3/28/58	W, 9-0	(h)

3/22/61	W, 8-1	(h)
5/5/95	W, 7-0	22 (n)
3/21/03	W, 5-2	(h)

## DAVIDSON (9-0)

(H: 3-0; A: 6-0)

1936	W, 8-1	(h)
4/27/49	W, 5-1	(a)
5/1/53	W, 7-2	(a)
4/30/54	W, 9-0	(a)
3/19/55	W, 8-1	(h)
4/28/55	W, 9-0	(a)
4/19/58	W, 9-0	(a)
4/15/60	W, 9-0	(a)
3/1/16	W, 7-0	(h)

## DAYTON (1-0)

(H: 1-0)

4/22/18	W, 4-0	48 (h)
---------	--------	--------

## DENVER (2-0)

(H: 1-0; N: 1-0)

3/22/06	W, 7-0	14 (h)
2/1/09	W, 5-2	22 46 (n)

## DEPAUL (1-0)

(H: 1-0)

3/26/96	W, 4-3	(h)
---------	--------	-----

## DEPAUW (1-0)

(A: 1-0)

4/29/59	W, 9-0	(a)
---------	--------	-----

## DRAKE (1-1)

(H: 1-1)

4/17/93	W, 4-3	(h)
1/24/15	L, 2-4	52 40 (h)

## DREXEL (1-0)

(H: 1-0)

3/29/23	W, 4-0	46 (h)
---------	--------	--------

## DUKE (25-29)

(H: 13-13; A: 12-13; N: 0-3)

1936	W, 7-2	(h)
3/26/53	W, 7-2	(h)
5/2/53	W, 6-3	(a)
4/3/54	W, 9-0	(h)
5/1/54	W, 8-0	(a)
4/30/55	W, 6-3	(a)
4/28/56	W, 9-0	(a)
5/3/57	W, 6-1	(a)
5/4/57	W, 4-3	(a)
4/16/60	W, 8-1	(a)
3/31/61	W, 8-1	(h)
3/30/62	W, 8-1	(h)
5/3/62	W, 9-0	(a)
5/5/67	W, 8-1	(a)
4/9/74	W, 5-1	(a)
3/7/78	W, 6-3	(h)
3/17/84	W, 7-2	(h)
2/15/85	W, 6-2	(h)
2/14/86	W, 5-4	(h)

# ALL-TIME SERIES RESULTS

2/17/89	W, 6-3	(h)
5/15/92	L, 2-5	(h)
4/3/93	L, 2-5	9 (a)
3/5/94	W, 4-3	5 (h)
3/19/94	L, 3-4	5 (n)
4/8/95	L, 1-6	31 11 (a)
3/11/97	L, 3-4	18 (a)
3/15/98	L, 1-6	11 (h)
4/4/99	L, 1-6	7 (a)
5/16/01	L, 1-4	5 (n)
3/31/02	L, 0-7	16 (a)
4/13/03	L, 1-6	9 (h)
4/4/04	L, 1-6	6 (h)
4/10/05	L, 3-4	5 (h)
3/31/06	L, 3-4	13 4 (h)
4/1/07	L, 3-4	35 21 (a)
3/21/08	L, 2-5	20 66 (h)
3/22/09	W, 4-3	45 28 (a)
4/16/10	W, 4-3	47 14 (h)
4/17/11	L, 2-5	25 10 (a)
4/8/12	L, 0-7	61 7 (h)
4/14/13	L, 0-7	53 9 (a)
4/4/14	L, 0-7	47 13 (h)
3/15/15	L, 1-6	6 (a)
4/23/15	L, 0-4	9 (h)
3/11/16	L, 2-5	66 (h)
4/15/17	L, 1-6	46 (a)
4/27/17^	L, 1-4	34 (n)
4/20/18	W, 4-3	48 22 (h)
3/22/19	W, 4-3	23 (a)
4/17/21	L, 2-4	43 41 (a)
3/13/22	L, 2-4	24 40 (h)
4/14/23	L, 1-6	47 13 (a)
3/15/24	L, 1-4	17 59 (h)
3/30/25	L, 3-4	25 13 (a)

^ ACC Championship

## -E-

### EAST TENNESSEE (1-0)

(H: 1-0)

3/6/17	W, 5-2	(h)
--------	--------	-----

### EDISON HIGH (1-0)

(H: 1-0)

1934	W, 6-2	(h)
------	--------	-----

### EMORY (2-0)

(H: 2-0)

1939	W, 9-0	(h)
1940	W, 9-0	(h)

## -F-

### FLAGLER (7-0)

(H: 7-0)

3/11/78	W, 8-1	(h)
2/16/79	W, 8-1	(h)
2/16/80	W, 9-0	(h)
4/10/81	W, 9-0	(h)
4/8/83	W, 9-0	(h)
4/7/84	W, 7-2	(h)
3/24/85	W, 7-2	(h)

### FLORIDA (55-19-1)

(H: 31-3-1; A: 23-15; N: 1-1)

1947	W, 9-0	(h)
1947	W, 9-0	(h)
1948	W, 9-0	(h)
3/5/49	W, 7.5-1.5	(h)
4/23/49	W, 9-0	(a)
4/22/50	W, 8-1	(a)
4/7/51	W, 6-2	(h)
1952	W, 6-2	(h)
4/11/53	W, 7-2	(h)
4/10/54	W, 7-2	(a)
3/24/56	W, 9-0	(a)
4/6/57	W, 7-2	(h)
4/15/58	W, 9-0	(a)
4/11/59	W, 7-2	(h)
4/8/60	W, 9-0	(a)
4/8/61	W, 7-2	(h)
4/28/62	W, 7-2	(a)
4/6/63	W, 9-0	(h)
3/16/64	W, 9-0	(a)
3/6/65	W, 9-0	(h)
3/12/66	W, 9-0	(a)
3/6/67	W, 5.5-3.5	(h)
4/6/68	L, 2-7	(a)
5/4/68	W, 7-2	(h)
3/8/69	T, 3-3	(h)
5/17/69	L, 3-6	(a)
4/1/70	W, 9-0	(a)
5/2/70	W, 7-2	(h)
4/24/71	W, 9-0	(h)
3/6/72	W, 7-2	(h)
4/24/72	W, 7-2	(a)
3/3/73	W, 6-3	(h)
4/16/73	W, 8-1	(a)
3/1/74	W, 7-2	(a)
4/13/74	W, 9-0	(a)
3/8/75	W, 5-4	(a)
4/12/75	W, 5-4	(h)
4/12/76	L, 4-5	(h)
4/20/76	W, 7-2	(a)
4/9/77	W, 6-3	(h)
4/25/77	L, 4-5	(a)
3/25/78	W, 7-2	(h)
5/1/78	L, 3-6	(a)
3/5/79	L, 3-6	(a)
5/12/79	W, 7-2	(h)
2/26/80	W, 8-1	(a)
4/5/80	W, 8-1	(h)
3/29/81	W, 9-0	(h)
4/15/81	W, 7-2	(a)
2/26/82	W, 5-4	(a)
3/27/82	W, 5-1	(h)
3/1/83	W, 7-2	(h)
4/20/83	W, 7-2	(a)
2/26/84*	W, 5-4	(n)
3/5/84	L, 4-5	(a)
2/17/85	W, 7-2	(h)
3/10/85	W, 8-1	(n)
3/15/85	W, 5-3	(a)
2/15/86	W, 9-0	(h)
4/20/86	W, 6-3	(a)

3/10/88	L, 4-5	(a)
3/5/89	W, 8-1	(h)
3/14/90	W, 5-4	(a)
5/14/99	L, 0-4	(h)
2/14/03	L, 1-6	6 (a)
2/4/05	L, 1-6	3 (a)
2/3/06	L, 2-5	40 1 (h)
3/13/07	L, 0-7	73 23 (a)
1/29/08	W, 4-3	36 13 (h)
5/11/08	L, 1-4	19 9 (a)
2/22/09	L, 2-5	24 11 (a)
5/9/09	W, 4-3	22 10 (a)
5/14/11	L, 0-4	27 8 (n)
1/19/13	L, 2-5	65 12 (a)
5/13/18	L, 0-4	40 13 (a)
5/7/22	L, 0-4	29 2 (a)

\*forfeited match

### FLORIDA A&M (6-0)

(H: 6-0)

3/1/02	W, 5-2	(h)
2/16/03	W, 6-1	(h)
2/14/04	W, 7-0	(h)
2/27/05	W, 6-1	(h)
1/22/12	W, 4-3	31 (h)
2/2/14	W, 7-0	60 (h)

### FLORIDA ATLANTIC (27-1)

(H: 27-1)

1/30/82	W, 9-0	(h)
1/28/83	W, 6-0	(h)
2/28/96	W, 4-3	(h)
1/25/97	W, 6-1	(h)
1/23/98	W, 6-1	(h)
1/26/99	W, 5-2	(h)
2/1/00	W, 5-2	(h)
1/31/01	W, 4-3	48 (h)
1/24/02	L, 3-4	48 (h)
1/30/03	W, 7-0	60 (h)
2/11/04	W, 6-1	(h)
1/26/05	W, 4-3	(h)
1/28/06	W, 6-1	39 (h)
1/24/08	W, 6-1	36 (h)
1/22/09	W, 4-3	17 (h)
1/21/10	W, 7-0	21 (h)
2/20/11	W, 6-1	39 (h)
1/19/12	W, 6-1	31 (h)
1/12/14	W, 7-0	55 (h)
1/18/15	W, 5-2	52 (h)
1/17/16	W, 5-2	(h)
2/12/17	W, 5-2	(h)
2/11/18	W, 4-2	(h)
1/21/19	W, 6-1	(h)
2/9/20	W, 7-0	(h)
4/13/21	W, 4-1	45 (h)
2/25/22	W, 4-1	35 33 (h)
2/12/23	W, 4-0	(h)
1/16/25	NO CONTEST	(a)

### FLORIDA GULF COAST (6-2)

(H: 6-2)

3/9/13	W, 6-1	67 (h)
2/7/15	L, 1-4	71 (h)
2/25/17	W, 4-3	(h)

2/15/20	W, 4-0	(h)
2/27/21	L, 3-4	(h)
1/21/22	W, 6-1	(h)
2/25/23	W, 4-0	47 (h)
2/21/25	W, 4-0	23 (h)

### FLORIDA INTERNATIONAL (31-1)

(H: 23-0; A: 8-1)

3/1/73	W, 9-0	(h)
4/28/73	W, 9-0	(a)
3/8/74	W, 9-0	(h)
4/6/74	W, 9-0	(h)
2/22/75	W, 9-0	(h)
4/9/75	W, 9-0	(a)
2/28/76	W, 7-2	(h)
4/14/76	W, 8-1	(a)
2/26/77	W, 9-0	(h)
5/7/77	W, 9-0	(a)

2/28/78	W, 5-0	(h)
4/29/78	W, 9-0	(h)
2/24/79	W, 9-0	(a)
5/5/79	W, 9-0	(h)
2/19/80	W, 9-0	(h)
2/23/81	W, 9-0	(h)
2/26/83	W, 9-0	(h)
1/30/84	W, 9-0	(h)
1/19/85	W, 8-1	(h)
4/12/86	W, 9-0	(h)
2/27/88	W, 7-2	(h)
4/23/89	W, 9-0	(h)
1/20/90	W, 8-1	(a)
1/26/91	W, 9-0	(h)
1/25/92	W, 8-1	(h)
1/23/93	W, 7-2	(h)
3/12/94	W, 5-2	(a)
3/31/95	W, 7-0	(h)
4/6/96	L, 2-5	(a)
3/29/97	W, 4-3	75 (h)
1/29/98	W, 5-2	55 (a)
1/27/99	W, 5-2	64 (h)

### FLORIDA SOUTHERN (3-0)

(H: 2-0; A: 1-0)

1947	W, 9-0	(h)
1947	W, 8-1	(h)
3/28/56	W, 9-0	(a)

### FLORIDA STATE (52-22)

(H: 28-9; A: 23-11; N: 1-2)

3/22/51	W, 8-1	(h)
4/26/51	W, 9-0	(a)
4/26/52	W, 9-0	(a)
3/17/54	W, 9-0	(h)
3/26/56	W, 9-0	(a)
4/13/57	W, 9-0	(a)
3/19/59	W, 9-0	(a)
5/9/59	W, 8-1	(h)
4/9/60	W, 7-0	(a)
5/7/60	W, 9-0	(h)
4/15/61	W, 7-2	(h)
5/6/61	W, 9-0	(a)
4/27/64	W, 7-2	(h)



# ALL-TIME SERIES RESULTS

4/28/64	W, 7-2	(h)
4/12/65	W, 6-3	(a)
4/25/66	W, 9-0	(h)
4/10/67	W, 9-0	(a)
4/22/68	W, 7-2	(h)
4/12/69	W, 5-4	(a)
3/31/70	W, 9-0	(a)
4/22/70	W, 9-0	(h)
3/1/71	W, 8-1	(h)
4/15/72	W, 8-1	(a)
3/10/73	W, 7-2	(h)
4/20/74	W, 7-2	(a)
4/26/75	W, 8-1	(h)
4/1/76	W, 9-0	(a)
4/23/77	W, 9-0	(h)
3/10/79	W, 5-4	(a)
2/23/80	W, 9-0	(h)
2/20/82	W, 7-2	(a)
3/16/82	W, 8-1	(a)
4/16/83	W, 5-1	(h)
3/12/85	L, 4-5	(a)
3/23/85	W, 5-4	(h)
3/25/89	W, 5-1	(h)
3/13/90	W, 6-0	(a)
3/30/91	W, 6-3	(h)
4/7/92	W, 5-3	(a)
4/18/93	L, 4-3	(h)
2/26/94	L, 2-5	(a)
4/16/95	W, 5-2	31 18 (h)
3/2/97	W, 4-3	41 (h)
4/5/98	W, 4-3	45 33 (a)
2/21/99	W, 4-3	55 (h)
2/24/01	W, 5-2	55 (h)
2/9/02	L, 1-6	56 (a)
2/22/03	W, 5-2	41 (a)
5/10/03	L, 2-4	31 (h)
3/12/04	L, 3-4	39 (h)
4/15/05	L, 2-5	22 (a)
1/30/06	W, 7-0	39 11 (h)
2/24/07	L, 2-5	26 10 (a)
3/15/08	L, 2-5	18 17 (h)
4/19/08	W, 4-3	25 10 (h)
2/28/09	L, 3-4	24 16 (a)
3/6/10	L, 2-5	39 19 (h)
2/26/11	W, 4-3	39 28 (a)
3/4/12	L, 6-1	52 23 (h)
4/19/12	L, 0-4	69 32 (h)
3/24/13	L, 2-5	65 16 (a)
4/19/14	L, 1-6	47 31 (h)
4/24/14	L, 0-4	53 30 (n)
4/3/15	L, 0-7	32 (a)
3/6/16	W, 4-3	47 (h)
3/19/17	L, 0-7	28 (a)
3/9/18	L, 0-4	16 (n)
3/10/19	W, 4-0	43 37 (n)
3/8/20	W, 4-0	31 25 (h)
4/8/21	W, 4-2	46 (a)
3/30/22	W, 4-0	36 30 (h)
4/5/23	L, 3-4	44 18 (a)
4/13/24	L, 2-4	17 52 (h)
4/11/25	L, 1-4	35 19 (a)

## FLORIDA TECH (4-0)

(H: 2-0; A: 2-0)

4/16/75	W, 8-1	(a)
2/21/76	W, 9-0	(h)
2/25/77	W, 8-1	(h)
4/22/78	W, 6-3	(a)

## FT. LAUDERDALE TOWN TENNIS (0-0-1)

(H: 0-0-1)

1946	T, 6-6	(h)
------	--------	-----

## FRESNO STATE (0-1)

(A: 0-1)

3/14/91	L, 3-5	25 (a)
---------	--------	--------

## FURMAN (5-0)

(H: 3-0; A: 2-0)

4/4/49	W, 6-1	(h)
4/25/49	W, 6-0	(a)
4/10/50	W, 7-0	(h)
4/1/96	W, 4-3	(a)
2/27/08	W, 5-2	26 (h)

## -G-

## GEORGE WASHINGTON (2-0)

(H: 1-0; A: 1-0)

3/6/15	W, 6-1	(h)
2/2/97	W, 5-0	(a)

## GEORGETOWN (3-0)

(H: 3-0)

1942	W, 6-3	(h)
4/22/95	W, 4-1	(h)
3/9/13	W, 4-0	67 (h)

## GEORGIA (22-14)

(H: 10-2; A: 12-11; N: 0-1)

1936	W, 9-0	(h)
1939	W, 6-0	(h)
5/2/50	W, 7-0	(a)
3/20/54	W, 9-0	(h)
3/21/57	W, 8-1	(h)
4/29/57	W, 6-3	(a)
4/17/58	W, 8-1	(a)
4/12/60	W, 9-0	(a)
5/4/61	W, 8-1	(a)
5/1/62	W, 6-3	(a)
5/3/63	W, 8-1	(a)
4/27/72	W, 6-3	(a)
4/11/74	L, 4-5	(a)
3/29/75	W, 8-1	(h)
4/8/76	L, 2-7	(a)
4/30/77	W, 6-3	(h)
4/10/78	L, 2-7	(a)
3/31/79	W, 5-4	(h)
5/10/80	W, 6-3	(a)
4/18/81	W, 7-2	(h)
3/11/82	W, 6-3	(a)
3/9/83	W, 8-1	(h)
2/5/84	L, 1-5	(n)
3/8/84	L, 4-5	(a)
2/23/85	L, 2-7	(h)

3/13/85	L, 2-7	(a)
2/26/86	W, 8-1	(a)
3/8/88	L, 3-6	(a)
3/28/89	W, 5-4	8 (h)
3/11/90	L, 4-5	(a)
4/5/91	L, 3-5	4 (h)
2/20/92	L, 2-4	11 (a)
4/5/92	W, 5-4	6 (a)
3/5/93	L, 0-7	3 (a)
3/9/97	L, 1-6	3 (a)
4/16/99	L, 1-6	7 (a)

## GEORGIA SOUTHERN (6-0)

(H: 6-0)

3/16/03	W, 6-1	(h)
3/21/04	W, 7-0	(h)
2/13/05	W, 7-0	(h)
2/2/18	W, 7-0	(h)
1/19/20	W, 5-0	(h)
1/12/24	W, 5-0	(h)

## GEORGIA STATE (3-0)

(H: 3-0)

3/22/02	W, 4-3	59 (h)
3/22/13	W, 6-1	70 (h)
2/18/22	W, 4-1	(h)

## GEORGIA TECH (42-15)

(H: 25-5; A: 15-7; N: 2-3)

1947	W, 7-2	(h)
3/19/58	W, 9-0	(h)
4/16/58	W, 8-1	(a)
3/28/59	W, 5-4	(h)
3/25/60	W, 7-2	(h)
4/11/60	W, 7-2	(a)
5/5/61	W, 9-0	(a)
4/30/62	W, 9-0	(a)
5/2/63	W, 9-0	(a)
3/23/65	W, 8-1	(h)
3/22/66	W, 5-2	(h)
3/21/67	W, 6.5-2.5	(h)
3/22/68	W, 8-1	(h)
3/27/69	W, 5-4	(h)
3/26/70	W, 5-1	(h)
3/25/71	W, 6-3	(h)
4/26/72	W, 8-1	(a)
3/25/77	W, 9-0	(h)
4/9/88	L, 4-5	(h)
3/2/90	W, 6-0	(h)
3/1/92	W, 6-3	(h)
3/28/93	W, 5-2	(h)
4/4/94	W, 4-3	31 (a)
2/4/96	W, 5-2	49 (h)
4/11/98	W, 4-3	56 (a)
3/27/99	W, 4-3	62 (h)
4/15/00	W, 4-3	70 (a)
3/7/01	L, 3-4	54 (h)
4/14/02	W, 4-3	46 (a)
3/6/03	L, 2-5	31 (h)
4/11/04	L, 2-5	34 (a)
3/13/05	L, 1-6	51 (a)
3/5/06	W, 7-0	17 22 (a)
3/20/07	W, 7-0	37 42 (h)

4/19/07	W, 4-3	35 45 (h)
3/7/08	W, 5-2	24 39 (a)
3/7/09	W, 5-2	51 58 (h)
3/14/10	L, 3-4	35 26 (a)
3/13/11	W, 4-3	32 16 (h)
4/22/11	L, 1-4	25 16 (n)
3/13/12	L, 0-7	58 (a)
3/17/13	W, 4-3	70 63 (h)
3/9/14	W, 5-2	52 (a)
3/8/15	L, 2-4	(h)
4/1/16	L, 2-5	31 (a)
3/12/17	L, 1-5	17 (h)
3/2/18	L, 3-4	(a)
2/22/19	W, 6-1	35 (h)
2/23/20	W, 4-2	33 38 (a)
2/19/21	W, 6-1	(h)
4/22/21^	L, 3-4	31 (a)
4/14/22	W, 4-3	30 58 (a)
4/21/22^	L, 1-4	29 61 (n)
4/2/23	W, 5-2	46 71 (h)
4/20/23^	W, 4-2	45 65 (n)
3/30/24	L, 1-4	35 50 (a)
3/21/25	W, 4-3	34 38 (h)

^ ACC Championship

## -H-

## HAMPTON INSTITUTE (2-0)

(H: 2-0)

3/14/80	W, 7-2	(h)
3/1/84	W, 8-1	(h)

## HARVARD (9-4)

(H: 6-0; A: 2-2; N: 1-2)

1936	W, 7-2	(h)
1937	W, 9-0	(h)
1939	W, 7-2	(h)
1940	W, 9-0	(h)
1942	W, 6-3	(h)
5/4/56	W, 9-0	(a)
2/2/84	L, 4-5	(n)
3/24/84	W, 7-2	(n)
4/2/87	W, 8-1	(h)
2/21/92	L, 4-5	13 (a)
3/29/92	W, 4-2	13 (a)
3/2/96	L, 0-6	33 (a)
5/14/97	L, 3-4	(n)

## HOUSTON (10-1-1)

(H: 3-1; A: 5-0-1; N: 2-0)

5/2/51	W, 4-2	(a)
4/29/52	T, 3-3	(a)
4/17/57	W, 6-0	(a)
3/7/70	W, 8-1	(h)
5/5/71	W, 7-1	(a)
3/31/72	W, 6-2	(h)
3/15/76	L, 3-6	(h)
3/8/77	W, 7-2	(a)
3/19/80	W, 6-0	(a)
3/5/82	W, 5-1	(n)
3/16/84	W, 7-2	(h)
3/6/86	W, 8-1	(n)

# ALL-TIME SERIES RESULTS

## HOWARD (1-0)

(H: 1-0)

4/1/78 W, 9-0 (h)

## -I-

## IDAHO (1-0)

(H: 1-0)

3/21/97 W, 7-0 (h)

## ILLINOIS (1-1)

(A: 1-1)

5/1/59 W, 5-4 (a)

3/2/03 L, 0-7 1 (a)

## INDIANA (7-1)

(H: 5-0; A: 2-0; N: 0-1)

4/11/52 W, 5-4 (h)

4/2/56 W, 8-1 (h)

4/3/56 W, 9-0 (h)

4/28/59 W, 9-0 (a)

4/16/65 W, 6.5-2.5 (h)

4/17/65 W, 6-3 (h)

5/5/70 W, 8-1 (a)

3/1/03 L, 3-4 42 (n)

## IOWA (2-0)

(H: 1-0; A: 1-0)

4/6/18 W, 5-2 (h)

2/8/19 W, 4-1 (a)

## IOWA STATE (1-0)

(H: 1-0)

3/5/81 W, 9-0 (h)

## -J-

## JACKSONVILLE (8-0)

(H: 8-0)

5/4/74 Jacksonville (h)

5/3/75 Jacksonville (h)

2/10/76 Jacksonville (h)

2/16/77 Jacksonville (h)

2/18/78 Jacksonville (h)

3/27/81 Jacksonville (h)

2/22/04 Jacksonville (h)

2/18/05 Jacksonville (h)

## NAVY AIR BASE OF J'VILLE (2-0)

(H: 2-0)

1945 W, unknown (h)

4/1/49 W, 9-0 (h)

## JACKSON STATE (1-0)

(N: 1-0)

2/1/19 W, 4-0 (n)

## -K-

## KALAMAZOO (2-0)

(H: 2-0)

3/25/70 W, 9-0 (h)

3/24/71 W, 7-2 (h)

## KANSAS (3-0)

(H: 2-0; A: 1-0)

3/19/77 W, 8-1 (h)

1989 W, 7-0 (h)

3/7/92 W, 7-2 (a)

## KENNESAW STATE (1-0)

(H: 1-0)

2/13/15 W, 7-0 71 (h)

## KENT STATE (1-0)

(H: 1-0)

3/27/80 W, 9-0 (h)

## KENTUCKY (7-4)

(H: 4-2; A: 3-2)

1942 W, 8-1 (h)

3/11/84 W, 7.5-1.5 (a)

3/20/84 W, 8-1 (h)

3/28/85 W, 5-3 (h)

4/14/91 L, 2-5 14 (a)

4/18/92 W, 7-2 4 (h)

4/6/93 W, 4-3 11 (a)

2/3/08 W, 4-3 36 48 (a)

3/18/09 L, 2-5 45 13 (h)

3/19/10 L, 2-5 45 9 (h)

2/13/11 L, 0-7 38 12 (a)

## KENYON (1-0)

(H: 1-0)

1940 W, 5-1 (h)

## KEY WEST NAVAL AIR BASE (1-0)

(H: 1-0)

3/5/50 W, 9-0 (h)

## KEY WEST TENNIS CLUB (2-0)

(H: 2-0)

3/24/51 W, 9-0 (h)

4/20/52 W, 9-0 (h)

## -L-

## LIBERTY (4-0)

(H: 4-0)

2/7/15 W, 4-2 71 (h)

1/18/19 W, 6-1 (h)

1/19/20 W, 7-0 (h)

2/26/22 W, 7-0 35 (h)

## LONG BEACH STATE (1-0)

(H: 1-0)

1989 W, 7-2 34 (h)

## LOUISIANA-LAFAYETTE (9-1)

(H: 6-1; N: 3-0)

1989 W, 5-4 (h)

2/21/77 W, 8-1 (h)

4/4/82 W, 5-0 (n)

4/24/83 W, 7-2 (n)

2/16/86 W, 5-4 (h)

4/8/88 L, 1-8 (h)

3/29/91 W, 7-2 (h)

3/14/06 W, 5-2 15 45 (h)

1/26/13 W, 4-3 64 71 (n)

2/8/13 W, 4-3 54 75 (h)

## LOUISIANA-MONROE (2-0)

(H: 2-0)

3/6/00 W, 6-1 (h)

4/17/88 W, 8-1 (h)

## LSU (7-8)

(H: 4-3; A: 2-2; N: 1-3)

1941 W, 7-1 (h)

1947 W, 6-0 (h)

4/15/57 W, 6-0 (a)

4/7/58 W, 7-2 (h)

3/21/59 W, 7-2 (a)

3/27/75 W, 5-1 (h)

4/3/76 L, 4-5 (a)

1/24/88 L, 0-9 (h)

2/25/89 L, 3-5 3 (n)

4/21/89 L, 3-6 3 (h)

2/24/90 W, 5-1 (n)

2/23/91 L, 2-5 10 (n)

4/26/97 L, 2-4 14 (a)

1/31/98 L, 1-6 6 (h)

1/30/23 L, 1-4 (n)

## LOUISVILLE (6-6)

(H: 4-0; A: 2-5; N: 0-1)

4/26/59 W, 9-0 (a)

2/2/90 W, 8-1 (a)

4/5/15 L, 0-7 23 (a)

4/10/16 W, 5-2 (h)

3/26/17 L, 1-4 34 (a)

4/1/18 W, 4-1 46 38 (h)

3/29/19 L, 0-4 22 (a)

3/18/22 L, 2-4 25 47 (a)

1/29/23 L, 1-4 (n)

3/19/23 W, 4-1 60 29 (h)

3/3/24 L, 3-4 27 61 (a)

4/3/25 W, 4-0 33 (h)

## LOYOLA MARYMOUNT (2-0)

(A: 2-0)

3/19/99 W, 5-2 (a)

3/17/05 W, 7-0 (a)

## LOYOLA OF THE SOUTH (3-0)

(H: 1-0; A: 2-0)

3/26/51 W, 6-1 (h)

4/30/51 W, 4-3 (a)

4/28/52 W, 7-0 (a)

## -M-

## MANHATTAN (1-0)

(H: 1-0)

5/13/06 W, 4-0 9 (h)

## MARYLAND (9-1)

(H: 4-0; A: 5-1)

4/27/50 W, 9-0 (a)

4/3/05 W, 6-1 (a)

3/26/06 W, 7-0 14 68 (a)

3/24/07 W, 4-2 37 45 (h)

4/13/08 W, 5-2 23 58 (a)

4/17/08 W, 4-1 25 61 (h)

4/12/09 W, 7-0 23 (h)

4/9/10 W, 6-1 50 (a)

4/8/11 W, 7-0 24 43 (h)

4/1/12 L, 3-4 51 (a)

## MAXWELL AIR FORCE BASE (2-0)

(H: 2-0)

3/26/49 W, 9-0 (h)

3/11/50 W, 9-0 (h)

## MEMPHIS (2-0)

(H: 2-0)

4/4/78 W, 5-4 (h)

3/9/22 W, 4-3 24 26 (h)

## MERCER (3-0)

(H: 3-0)

1936 W, 9-0 (h)

2/18/22 W, 7-0 (h)

1/19/24 W, 7-0 (h)

## MERCYHURST (1-0)

(H: 1-0)

3/14/82 W, 6-3 (h)

## MIAMI (OH) (2-1)

(H: 2-1)

3/14/94 W, 5-2 (h)

3/12/95 W, 5-2 14 (h)

3/19/96 L, 3-4 (h)

## MIAMI DADE CC NORTH (2-0)

(H: 2-0)

3/3/94 W, 6-0 (h)

3/3/94 W, 5-1 (h)

## MICHIGAN (20-2)

(H: 18-1; A: 1-1; N: 1-0)

4/1/60 W, 9-0 (h)

4/2/60 W, 8-1 (h)

4/5/61 W, 7-2 (h)

4/6/61 W, 7-2 (h)

4/12/62 W, 9-1 (h)

4/13/62 W, 6-1 (h)

4/10/63 W, 9-0 (h)

4/13/63 W, 8-1 (h)

3/25/64 W, 7-2 (h)

3/27/64 W, 6-3 (h)

3/11/65 W, 7-2 (h)

3/12/65 W, 9-0 (h)

3/16/66 W, 7-2 (h)

3/17/66 W, 7-2 (h)

3/16/67 W, 6-3 (h)

# ALL-TIME SERIES RESULTS

3/17/67	W, 7-2	(h)
5/14/68	L, 3-6	(a)
5/6/70	W, 7-2	(a)
2/21/82	W, 7-2	(n)
2/28/92	W, 5-1	(h)
3/2/01	W, 7-0	35 (h)
3/3/16	L, 3-4	19 (h)

## MICHIGAN STATE (4-0)

(H: 3-0; A: 1-0)

4/1/57	W, 9-0	(h)
3/31/58	W, 10-0	(h)
3/19/69	W, 9-0	(h)
5/13/68	W, 9-0	(a)

## MIDDLE TENNESSEE STATE (3-2)

(H: 3-1; N: 0-1)

3/5/76	W, 9-0	(h)
3/19/92	W, 8-1	(h)
3/25/02	W, 4-3	29 (h)
3/8/16	L, 2-5	54 (h)
1/26/25	L, 2-4	(n)

## MINNESOTA (7-2)

(H: 6-1; A: 0-1; N: 1-0)

3/24/72	W, 8-1	(h)
3/28/73	W, 9-0	(h)
2/4/84*	W, 6-3	(n)
2/22/85	W, 8-1	(h)
3/3/89	W, 5-1	(h)
5/13/01	W, 4-1	46 (n)
5/14/06	W, 4-0	9 41 (h)
3/18/11	L, 3-4	25 23 (a)
3/19/13	W, 4-3	70 61 (h)
3/17/17	L, 3-4	39 (h)

\*forfeited match

## MISSISSIPPI (5-1)

(H: 3-1; N: 2-0)

1939	W, 9-0	(h)
3/4/89	W, 5-4	13 (h)
5/19/89	W, 5-1	(h)
4/7/90	W, 6-0	(n)
3/18/94	W, 4-3	8 (n)
5/15/94	L, 2-4	(h)

## MISSISSIPPI STATE (5-10)

(H: 4-3; A: 0-6; N: 1-1)

3/9/65	W, 7-2	(h)
5/2/66	L, 4-5	(a)
3/4/90	W, 5-4	(h)
3/30/90	W, 5-4	(n)
3/2/91	W, 5-1	(h)
3/31/94	L, 3-4	6 (a)
3/16/97	L, 2-5	5 (h)
3/1/98	L, 1-6	4 (a)
3/12/99	L, 1-6	17 (h)
3/16/01	W, 5-2	15 (h)
2/10/17	L, 0-4	16 (h)
1/21/18	L, 2-5	14 (a)
2/1/19	L, 1-4	3 (a)
2/2/20	L, 2-4	23 (n)

5/8/21	L, 1-4	39	16	(a)
--------	--------	----	----	-----

## -N-

## NAVY (0-2-1)

(H: 0-2-1)

1942	T, 3-3	(h)
1943	L, 3-4	(h)
1946	L, 3-6	(h)

## NEBRASKA (2-0)

(N: 2-0)

3/29/90	W, 5-1	(n)
5/13/11	W, 4-3	27 41 (n)

## NEBRASKA-OMAHA (1-0)

(H: 1-0)

3/25/14	W, 7-0	39	(h)
---------	--------	----	-----

## NEW MEXICO (4-1)

(H: 3-0; A: 0-1; N: 1-0)

2/13/88	W, 7-2	(h)
3/16/95	L, 2-5	14 16 (a)
4/6/97	W, 6-1	44 (h)
1/29/12	W, 4-3	33 55 (h)
3/2/13	W, 5-2	69 (n)

## NEW ORLEANS (1-0)

(H: 1-0)

1/19/18	W, 4-0	(h)
---------	--------	-----

## NEW YORK UNIVERSITY (1-0)

(H: 1-0)

1937	W, 9-0	(h)
------	--------	-----

## NORTH CAROLINA (24-22)

(H: 12-7; A: 10-14; N: 2-1)

1936	W, 6-3	(h)
4/24/50	W, 9-0	(a)
4/29/55	W, 6-3	(a)
4/27/56	W, 9-0	(a)
5/4/62	W, 6-3	(a)
4/13/63	W, 9-0	(h)
5/6/67	W, 6-3	(a)
4/17/71	W, 6-3	(h)
4/29/72	W, 6-3	(a)
3/31/73	W, 6-3	(h)
4/8/74	W, 5-1	(a)
4/25/75	W, 7-2	(h)
4/10/76	L, 1-8	(a)
4/2/77	W, 5-4	(h)
4/8/78	L, 2-6	(a)
3/24/79	W, 6-3	(h)
3/11/81	W, 9-0	(h)
3/13/82	W, 7-2	(a)
3/11/83	W, 5-2	(h)
3/8/85	W, 5-3	(n)
3/31/85	W, 6-0	(h)
2/22/92	L, 2-4	16 (a)
4/7/95	L, 2-5	31 40 (a)
4/3/99	L, 2-5	75 (a)
3/27/05	L, 3-4	53 (h)

4/2/06	W, 4-1	13	8	(h)
3/30/07	L, 1-6	35	6	(a)
4/18/08	W, 4-3	25	11	(n)
3/20/09	W, 4-3	45	34	(a)
1/31/10	L, 2-4	20	28	(a)
4/15/11	L, 2-5	25	19	(a)
4/6/12	L, 2-5	61	21	(h)
4/12/13	W, 2-5	53	69	(a)
4/25/13	L, 0-4	55	54	(h)
4/6/14	L, 2-5	47	9	(h)
3/13/15	L, 0-7		12	(a)
3/13/16	L, 1-6		1	(h)
3/31/17	L, 1-6		11	(a)
4/22/18	L, 0-4	48	7	(h)
3/24/19	L, 1-4	23	11	(a)
4/16/21	L, 3-4	43	3	(a)
3/11/22	L, 0-4	24	31	(h)
4/16/23	L, 2-4	47	16	(a)
3/17/24	W, 4-3	27	59	(h)
4/18/24	L, 0-4	28	60	(n)
3/28/25	L, 3-4	25	55	(a)

## NC STATE (17-13)

(H: 13-4; A: 3-7; N: 1-2)

1936	W, 8-1	(h)
2/11/97	W, 5-2	(h)
2/19/99	W, 5-2	72 (h)
2/11/01	W, 7-0	(h)
3/30/02	W, 5-2	(a)
2/7/03	W, 6-1	(h)
4/8/05	W, 4-3	46 (h)
4/16/06	W, 6-1	10 34 (h)
4/15/07	L, 3-4	33 24 (a)
4/4/08	W, 4-3	27 44 (h)
4/3/09	W, 4-3	31 48 (a)
4/17/09	W, 4-3	25 54 (h)
4/4/10	W, 5-2	51 40 (h)
4/22/10	W, 4-1	41 51 (n)
4/3/11	W, 5-2	28 59 (a)
3/23/12	L, 3-4	54 33 (h)
3/31/13	L, 2-5	50 38 (a)
3/23/14	W, 4-3	72 31 (h)
4/12/15	L, 0-7	34 (a)
4/8/16	L, 3-4	41 (h)
4/14/17	L, 2-5	(a)
3/25/18	W, 4-3	23 (h)
4/26/18^	L, 1-4	39 22 (n)
4/12/19	L, 1-4	25 22 (a)
4/19/19^	L, 2-4	29 20 (n)
3/13/21	L, 1-4	44 15 (a)
3/6/22	W, 4-2	21 20 (h)
3/10/23	L, 2-4	60 25 (a)
4/5/24	L, 3-4	20 52 (h)
3/16/25	L, 0-4	34 5 (a)

^ ACC Championships

## UNC WILMINGTON (1-1)

(H: 1-0; N: 0-1)

1/22/16	L, 1-4	(n)
3/12/19	W, 5-1	43 (h)

## NORTH FLORIDA (7-2)

## (H: 7-2)

1/21/07	W, 6-1	11		(h)
1/16/11	W, 5-2	44		(h)
2/26/12	W, 5-2	36		(h)
2/24/13	L, 2-5	54	62	(h)
2/22/14	W, 4-3	62		(h)
1/22/17	L, 2-4			(h)
5/12/19	W, 4-0	40		(h)
1/22/22	W, 7-0			(h)
2/10/23	W, 7-0			(h)

## NORTHWESTERN (5-0)

(H: 2-0; A: 2-0; N: 1-0)

1940	W, 7-2	(h)
4/30/59	W, 8-1	(a)
3/29/63	W, 6-1	(h)
3/25/90	W, 5-1	(n)
2/1/10	W, 4-0	20 36 (a)

## NOTRE DAME (20-14)

(H: 17-7; A: 3-7)

3/30/64	W, 7-2	(h)
3/31/64	W, 9-0	(h)
4/15/66	W, 6-0	(h)
4/16/66	W, 8-1	(h)
4/8/69	W, 9-0	(h)
4/9/69	W, 9-0	(h)
3/20/84	W, 9-0	(h)
4/9/94	W, 4-3	15 (a)
1/28/96	L, 0-7	(a)
4/21/96	L, 0-4	(h)
4/20/97	W, 4-1	(h)
2/15/98	L, 2-4	23 (a)
4/26/98	W, 4-1	22 (h)
3/11/99	L, 2-5	26 (h)
4/25/99	L, 3-4	(h)
2/20/00	W, 5-2	29 (a)
4/23/00	W, 5-2	29 (h)
4/1/01	W, 4-3	10 (h)
4/22/01	W, 4-2	12 (h)
2/24/02	L, 1-6	7 (a)
4/21/02	L, 1-4	10 (h)
3/30/03	W, 6-1	53 (h)
2/29/04	W, 5-2	46 (a)
5/1/04	L, 1-4	(h)
4/11/14	L, 0-7	46 12 (a)
3/27/15	L, 3-4	37 (h)
3/20/16	L, 2-5	51 (h)
4/9/17	W, 4-3	(h)
4/13/18	L, 2-5	42 28 (a)
3/15/19	W, 4-3	36 11 (h)
3/23/22	L, 3-4	37 23 (a)
3/17/23	W, 4-3	60 43 (h)
3/1/24	L, 1-4	63 61 (a)
4/5/25	W, 4-2	33 55 (h)
14/16/25	L, 3-4	37 65 (n)

! ACC Tournament

## -O-

## OHIO STATE (12-4)

(H: 11-2; A: 0-2; N: 1-0)



# ALL-TIME SERIES RESULTS

3/16/63	W, 9-0	(h)
3/18/63	W, 9-0	(h)
3/26/75	W, 9-0	(h)
3/22/78	W, 9-0	(h)
3/19/79	W, 7-2	(h)
3/24/80	W, 9-0	(h)
3/20/83	W, 8-1	(h)
3/28/91	W, 6-3	(h)
3/24/92	W, 5-0	(h)
3/24/94	W, 5-2	(h)
3/23/96	L, 2-5	(h)
2/14/98	W, 6-1	(n)
3/22/00	W, 7-0	43 (h)
3/10/07	L, 2-5	67 2 (h)
2/1/08	L, 2-5	36 3 (a)
1/27/13	L, 0-7	64 4 (a)

## OKLAHOMA STATE (1-1)

(H: 0-1; N: 1-0)

2/11/06	W, 5-2	30	22	(n)
2/17/07	L, 3-4	26	14	(h)

## OPA-LOCKA MARINES (2-0)

(H: 2-0)

1946	W, 12-0	(h)
1946	W, 8-3	(h)

## ORLANDO WATERWICH CLUB (0-1)

(H: 0-1)

1930	L, 1-5	(h)
------	--------	-----

**-P-**

## PAN AMERICAN (2-0)

(H: 2-0)

4/22/72	W, 4-3	(h)
3/25/80	W, 9-0	(h)

## PENNSYLVANIA (16-0)

(H: 15-0; A: 1-0)

1939	W, 8-1	(h)
1940	W, 7-2	(h)
3/13/63	W, 9-0	(h)
3/14/63	W, 9-0	(h)
3/11/68	W, 9-0	(h)
3/12/68	W, 9-0	(h)
3/10/69	W, 9-0	(h)
3/11/69	W, 7-2	(h)
3/10/70	W, 8-1	(h)
3/15/73	W, 9-0	(h)
3/14/84	W, 8-1	(h)
3/15/97	W, 7-0	(h)
2/21/98	W, 7-0	(a)
3/10/04	W, 5-2	(h)
2/8/09	W, 7-0	23 (h)
3/7/24	W, 4-3	44 (h)

## PENN STATE (1-0)

(H: 1-0)

3/9/00	W, 5-2	75	(h)
--------	--------	----	-----

## PEPPERDINE (2-14)

(H: 2-6; A: 0-5; N: 0-3)

1989	W, 6-3	15	(h)
4/14/75	W, 7-2		(h)
2/28/80	L, 7-2		(a)
2/4/82	L, 0-6		(n)
2/14/82	L, 3-6		(h)
2/3/83	L, 4-5		(a)
3/25/84	L, 4-5		(n)
3/30/85	L, 2-7		(h)
1/24/86	L, 2-7	5	(h)
3/24/90	L, 0-6		(n)
3/9/93	L, 2-5	11	(a)
1/30/94	L, 3-4	28	(h)
1/29/95	L, 1-6	11	5 (h)
3/18/99	L, 2-5		12 (a)
3/16/05	L, 0-4		11 (a)
2/14/15	L, 3-4	71	48 (h)

## PITTSBURGH (1-0)

(H: 1-0)

1940	W, 9-0	(h)
------	--------	-----

## PRESBYTERIAN (23-1)

(H: 16-1; A: 7-0)

3/18/54	W, 9-0	(h)
3/19/54	W, 8-1	(h)
3/17/55	W, 8-0	(h)
3/18/55	W, 6-1	(h)
5/2/55	W, 7-2	(a)
3/15/56	W, 6-3	(h)
3/16/56	W, 7-2	(h)
4/30/56	W, 7-2	(a)
3/22/57	L, 4-5	(h)
3/23/57	W, 7-2	(h)
5/1/57	W, 6-3	(a)
5/2/57	W, 6-3	(a)
4/4/58	W, 6-2	(h)
4/5/58	W, 5-4	(h)
4/18/58	W, 5-4	(a)
3/30/59	W, 5-4	(h)
3/18/60	W, 8-1	(h)
4/14/60	W, 8-1	(a)
3/16/61	W, 9-0	(h)
3/17/61	W, 9-0	(h)
3/30/62	W, 7-1	(h)
5/2/62	W, 9-0	(a)
4/15/63	W, 8-1	(h)
3/4/14	W, 4-0	75 (h)

## PRINCETON (35-4-1)

(H: 31-3-1; A: 2-1; N: 2-0)

1937	W, 8-1	(h)
5/3/49	W, 8-1	(a)
3/27/56	W, 9-0	(n)
4/6/59	W, 8-1	(h)
4/7/59	W, 6-3	(h)
3/28/60	W, 8-1	(h)
3/29/60	W, 7-1	(h)
3/28/61	W, 8-1	(h)
3/29/61	W, 9-0	(h)
3/27/62	W, 7-2	(h)
3/31/62	W, 7-1	(h)
4/3/63	W, 8-1	(h)

4/4/63	W, 7-2	(h)
4/3/64	L, 4-5	(h)
4/1/65	W, 8-1	(h)
4/2/65	W, 6-3	(h)
3/31/66	T, 4-4	(h)
4/1/66	W, 7-2	(h)
3/31/67	W, 8-1	(h)
4/1/67	W, 7-2	(h)
3/28/68	W, 8-1	(h)
3/29/68	W, 8-1	(h)
3/28/69	W, 8-1	(h)
3/29/69	W, 9-0	(h)
3/27/70	W, 8-1	(h)
3/28/70	W, 9-0	(h)
3/26/71	W, 6-3	(h)
3/27/71	W, 7-2	(h)
3/25/72	W, 9-0	(h)
3/23/73	W, 9-0	(h)
3/24/73	W, 7-2	(h)
3/29/74	W, 9-0	(h)
3/30/74	W, 7-2	(h)
3/28/75	W, 6-3	(h)
3/25/76	L, 4-5	(h)
3/27/79	L, 4-5	(h)
3/3/95	L, 3-4	(a)
3/4/96	W, 4-3	41 (a)
2/22/98	W, 6-1	60 (n)
3/20/10	W, 6-1	45 (h)

## PROVIDENCE (5-0)

(H: 5-0)

4/20/96	W, 4-0	(h)
4/19/97	W, 4-0	(h)
4/25/98	W, 4-0	(h)
4/23/99	W, 4-0	(h)
4/21/00	W, 4-0	(h)

## PURDUE (1-0)

(H: 1-0)

3/13/08	W, 6-1	18	54	(h)
---------	--------	----	----	-----

**-Q-**

## QUANTICO MARINES (1-0)

(H: 1-0)

3/22/58	W, 10-0	(h)
---------	---------	-----

## QUINNIPIAC (1-0)

(H: 1-0)

3/10/15	W, 6-1	(h)
---------	--------	-----

**-R-**

## RHODE ISLAND (1-0)

(H: 1-0)

1942	W, 9-0	(h)
------	--------	-----

## RICE (8-5)

(H: 5-2; A: 2-3; N: 1-0)

5/1/51	W, 7-0	(a)
3/1/82	W, 7-2	(h)
3/3/90	W, 5-3	(h)
3/15/00	W, 4-3	(a)

4/14/01	W, 4-3	35	(h)
2/12/06	W, 6-1	40	30 (n)
3/18/07	W, 4-3	73	17 (h)
2/10/08	L, 2-5	24	23 (a)
1/25/09	L, 3-4	17	24 (h)
2/7/10	L, 1-6	27	32 (a)
1/22/11	L, 2-5	44	30 (h)
2/5/12	L, 0-7	37	38 (a)
2/3/13	W, 6-1	60	50 (h)

## RICHMOND NAVAL AIR STATION (2-0)

(H: 2-0)

1943	W, 4-1	(h)
1945	W	(h)

## ROLLINS (55-5)

(H: 33-5; A: 21-0; N: 1-0)

1930	L, 0-5	(h)
1931	L, 2-4	(h)
1932	W, 9-0	(h)
1932	W, 8-0	(h)
1934	W, 5-3	(h)
1934	L, 3-4	(h)
1934	W, 6-0	(h)
1935	W, 4-3	(h)
1935	W, 6-0	(h)
1935	L, 4-5	(h)
1936	W, 7-2	(h)
1936	W, 6-3	(h)
1937	W, 9-0	(h)
1947	W, 6-3	(h)
1948	L, 2-7	(h)
4/1/50	W, 9-0	(a)
4/15/50	W, 6-3	(a)
4/4/51	W, 7-2	(h)
4/21/51	W, 5-4	(a)
5/10/52	W, 5-4	(h)
4/4/53	W, 7-2	(h)
4/25/53	W, 5-3	(a)
4/9/54	W, 5-4	(a)
4/22/54	W, 6-0	(h)
4/16/55	W, 9-0	(a)
4/23/55	W, 7-1	(h)
3/29/56	W, 8-1	(a)
4/21/56	W, 7-2	(h)
3/30/57	W, 9-0	(a)
4/25/57	W, 6-2	(h)
4/28/58	W, 9-0	(h)
3/18/59	W, 7-2	(a)
5/16/59	W, 7-1	(h)
4/23/60	W, 8-0	(a)
5/14/60	W, 9-0	(h)
3/11/61	W, 8-1	(a)
4/29/61	W, 8-1	(h)
4/10/62	W, 9-0	(h)
4/16/62	W, 8-1	(a)
5/11/63	W, 8-1	(n)
5/8/65	W, 8-1	(h)
5/14/66	W, 8-1	(a)
4/29/67	W, 8-1	(h)
5/10/68	W, 9-0	(a)
5/9/69	W, 7-2	(h)

# ALL-TIME SERIES RESULTS

4/17/70	W, 9-0	(a)
4/16/71	W, 6-3	(h)
4/21/76	W, 7-2	(a)
4/22/77	W, 8-1	(h)
4/21/78	W, 8-1	(a)
4/27/79	W, 8-1	(h)
3/4/84	W, 8-1	(a)
4/21/84	W, 7-2	(h)
3/16/85	W, 9-0	(a)
3/19/85	W, 5-1	(h)
2/3/89	W, 8-1	(h)

## RUTGERS (1-0)

(H: 1-0)

4/27/03	W, 4-1	(h)
---------	--------	-----

**-S-**

## SAMFORD (1-0)

(H: 1-0)

1/25/08	W, 6-1	36	(h)
---------	--------	----	-----

## SAN DIEGO (2-1)

(H: 1-0; A: 1-1)

3/28/88	W, 5-3	(h)
3/21/91	W, 5-1	(a)
3/11/93	L, 2-5	23 (a)

## SETON HALL (1-0)

(H: 1-0)

4/19/96	W, 4-0	(h)
---------	--------	-----

## SOUTH ALABAMA (9-4)

(H: 7-2; A: 1-1; N: 1-1)

4/22/83	W, 5-0	(n)
2/17/95	L, 3-4	28 (h)
5/6/95	L, 3-4	22 (n)
2/28/97	L, 3-4	10 (h)
4/6/98	W, 5-2	11 (a)
1/31/99	W, 5-2	38 (h)
2/13/00	W, 5-2	73 (h)
4/6/01	L, 2-4	10 (a)
1/27/02	W, 4-3	17 (h)
3/30/18	W, 4-1	(h)
2/7/20	W, 7-0	(h)
3/8/23	W, 4-3	60 (h)
3/4/25	W, 4-1	29 (h)

## SOUTH CAROLINA (11-4)

(H: 6-2; A: 2-1; N: 3-1)

1936	W, 9-0	(h)
1948	L, 2-7	(h)
3/18/76	W, 6-3	(h)
3/14/77	W, 7-2	(h)
4/6/78	L, 2-7	(a)
3/25/79	W, 5-4	(h)
3/29/85	W, 5-3	(h)
2/21/86	L, 2-5	13 (n)
3/28/86	W, 6-3	13 (n)
2/20/87	W, 5-4	(n)
4/17/87	L, 1-6	(h)

3/5/88	W, 7-2	(n)
3/25/88	W, 6-3	(h)
4/14/90	W, 6-3	(a)
3/23/91	W, 5-2	(a)

## SOUTH FLORIDA (47-8)

(H: 25-4; A: 18-4; 4-0)

4/6/71	W, 8-1	(a)
4/17/72	W, 8-1	(h)
3/12/73	W, 9-0	(a)
4/1/75	W, 9-0	(h)
5/10/75	W, 8-1	(a)
3/10/76	W, 8-1	(h)
2/28/77	W, 7-2	(a)
4/16/77	W, 6-3	(h)
2/15/78	W, 8-1	(h)
4/17/78	W, 8-1	(a)
3/17/79	W, 8-1	(a)
4/28/79	W, 6-3	(h)
2/17/80	W, 9-0	(h)
5/6/80	W, 8-1	(a)
2/14/81	W, 9-0	(h)
2/27/82	W, 9-0	(a)
3/19/83	W, 7-2	(h)
4/21/83	W, 6-3	(a)
1/28/84	W, 9-0	(h)
3/3/84	W, 8-1	(a)
3/17/85	W, 9-0	(a)
4/6/85	W, 8-1	(h)
4/5/86	W, 8-1	(n)
2/14/88	W, 7-2	(h)
4/22/89	W, 8-1	(h)
3/16/90	W, 8-0	(a)
4/6/91	W, 7-2	(h)
3/14/92	W, 8-1	(h)
3/27/93	W, 5-2	(h)
2/12/94	W, 7-0	(a)
4/1/95	W, 4-3	(h)
4/13/96	L, 1-6	30 (a)
4/5/97	W, 4-3	59 (h)
3/28/98	L, 3-4	45 42 (a)
4/10/99	L, 1-6	36 (h)
2/6/00	W, 6-1	47 (h)
3/24/01	W, 4-3	46 (a)
4/6/02	L, 3-4	34 (h)
5/11/02	L, 1-4	25 (h)
4/5/03	L, 1-6	48 (a)
2/7/04	W, 4-3	34 (h)
2/6/05	W, 4-3	54 (a)
2/26/06	W, 4-0	18 (h)
2/9/07	W, 5-2	11 (a)
5/10/08	W, 4-2	19 42 (n)
3/13/09	L, 2-5	33 50 (a)
2/28/10	W, 4-3	31 50 (h)
3/6/11	W, 4-3	34 (a)
2/18/12	W, 5-2	39 56 (h)
2/10/13	W, 5-2	54 (a)
2/9/14	L, 2-5	60 (h)
3/20/21	W, 4-3	50 29 (h)
5/6/22	W, 4-3	29 45 (n)
2/8/24	W, 4-3	(h)
1/31/25	W, 5-2	(h)

## SOUTHERN CALIFORNIA (1-9)

(H: 0-5; A: 0-2; N: 1-2)

1938	L, 4-6	(h)
3/18/72	L, 2-7	(h)
3/15/75	L, 4-5	(h)
3/3/80	L, 6-3	(a)
3/23/84	L, 0-9	(n)
2/20/86	L, 0-5	4 (n)
3/18/86	L, 2-7	4 (a)
3/24/88	L, 1-5	(h)
1/29/89	L, 3-6	7 (h)
2/22/90	W, 5-4	(n)

## SOUTHERN ILLINOIS (17-0)

(H: 17-0)

3/24/66	W, 7-2	(h)
3/20/67	W, 7-2	(h)
3/22/67	W, 8-1	(h)
3/18/68	W, 6-0	(h)
3/19/68	W, 7-0	(h)
3/24/69	W, 9-0	(h)
3/25/69	W, 9-0	(h)
3/23/70	W, 7-2	(h)
3/24/70	W, 6-3	(h)
3/22/71	W, 8-1	(h)
3/23/71	W, 7-2	(h)
3/20/72	W, 9-0	(h)
3/21/72	W, 5-4	(h)
3/25/74	W, 9-0	(h)
3/25/75	W, 6-3	(h)
3/23/77	W, 8-1	(h)
3/13/79	W, 7-2	(h)

## SIU-EDWARDSVILLE (2-0)

(A: 1-0; N: 1-0)

3/13/83	W, 5-4	(n)
3/9/84	W, 8-1	(a)

## SOUTHERN METHODIST (14-11-1)

(H: 8-4; A: 5-3-1; N: 1-4)

4/19/57	W, 4-2	(a)
5/1/69	W, 8-1	(a)
2/28/70	W, 8-1	(h)
5/6/71	W, 5-2	(a)
3/4/72	W, 5-3	(h)
5/7/73	W, 6-3	(a)
2/23/74	W, 7-2	(h)
4/22/75	T, 4-4	(a)
5/26/77	L, 0-5	(h)
3/18/81	L, 3-6	(a)
2/13/82	L, 1-5	(h)
3/5/82	L, 0-6	(n)
3/8/85	L, 1-5	(n)
3/4/86	L, 1-6	1 (a)
3/29/86	L, 1-5	1 (n)
1/25/87	L, 3-5	(h)
3/7/87	W, 5-2	(n)
3/10/87	L, 2-6	(n)
5/16/87	W, 5-1	(h)
1/23/88	L, 1-8	(h)
1/28/89	W, 5-4	(h)

1/27/90	W, 9-0	(h)
3/13/00	L, 3-4	9 (a)
3/9/02	W, 5-2	38 (a)
1/25/04	W, 4-3	38 (h)
2/28/25	W, 4-2	30 63 (h)

## SOUTHERN MISS (1-0)

(A: 1-0)

2/3/01	W, 6-1	70	(a)
--------	--------	----	-----

## SOUTHWEST TEXAS (1-0)

(N: 1-0)

3/4/88	W, 7-2	(n)
--------	--------	-----

## ST. JOHN'S (4-1)

(H: 4-1)

4/23/95	W, 4-0	(h)
4/24/99	W, 4-0	(h)
5/2/04	W, 4-0	(h)
1/16/16	L, 3-4	(h)
1/20/17	W, 4-0	(h)

## ST. JOSEPH'S (PA.) (1-0)

(H: 1-0)

3/4/81	W, 9-0	(h)
--------	--------	-----

## TAMPA-ST. PETERSBURG (10-0)

(H: 10-0)

3/8/52	W, 5-1	(h)
3/9/52	W, 6-0	(h)
3/21/53	W, 7-2	(h)
3/6/54	W, 8-1	(h)
3/7/54	W, 9-0	(h)
3/5/55	W, 6-0	(h)
3/6/55	W, 7-0	(h)
4/14/56	W, 7-0	(h)
4/15/56	W, 5-2	(h)
3/25/56	W, 6-3	(h)

## STANFORD (1-10)

(H: 1-3; A: 0-5; N: 0-2)

1938	W, 7-0	(h)
1941	L, 4-5	(h)
2/24/75	L, 2-7	(a)
5/20/89	L, 1-5	(h)
2/23/90	L, 1-5	(n)
2/22/91	L, 2-5	1 (n)
3/11/91	L, 3-6	1 (a)
2/16/92	L, 1-5	3 (a)
2/11/95	L, 0-7	11 1 (a)
2/18/07	L, 3-4	26 28 (h)
3/7/25	L, 0-4	29 9 (a)

## STETSON (4-0)

(H: 4-0)

2/19/05	W, 6-1	(h)
1/24/07	W, 6-1	11 (h)
2/19/10	W, 6-1	31 (h)
1/18/19	W, 7-0	(h)

**-T-**

# ALL-TIME SERIES RESULTS

## TAMPA (3-0)

(H: 3-0)

4/18/53	W, 7-0	(h)
3/17/75	W, 9-0	(h)
3/19/76	W, 9-0	(h)

## TENNESSEE (11-8)

(H: 7-5; A: 2-1; N: 2-2)

1989	L, 4-5	(h)
3/21/49	W, 9-0	(h)
3/19/50	W, 9-0	(h)
3/20/50	W, 9-0	(h)
3/24/67	W, 6-3	(h)
4/5/75	W, 7-2	(a)
3/4/78	L, 4-5	(h)
2/28/82	W, 5-1	(n)
4/2/82	W, 6-3	(n)
3/16/88	L, 1-8	(h)
3/31/90	L, 4-5	(n)
4/20/90	L, 4-5	(h)
5/20/90	L, 2-5	(h)
4/12/91	W, 5-4	6 (h)
4/5/93	L, 2-5	4 (a)
3/15/94	W, 4-3	13 (a)
5/14/94	W, 4-2	(h)
3/20/06	W, 7-0	14 33 (h)
5/11/07	L, 3-4	34 25 (n)

## TEXAS (8-12)

(H: 2-5; A: 3-6; N: 3-1)

11938	L, 4-5	(h)
1938	W, 5-4	(h)
1941	W, 5-4	(h)
1948	L, 3-6	(h)
5/3/51	W, 7-0	(a)
4/30/52	L, 3-4	(a)
4/21/75	L, 3-6	(a)
3/13/76	L, 4-5	(h)
4/16/79	L, 3-6	(a)
3/14/81	W, 6-3	(a)
2/5/82	L, 3-6	(n)
3/6/82	W, 6-3	(n)
3/5/83	W, 6-0	(n)
3/14/83	W, 6-3	(n)
3/22/83	W, 8-0	(a)
3/15/84*	W, 5-4	(h)
5/17/86	L, 2-5	(h)
3/25/95	L, 3-4	8 (a)
3/7/98	L, 3-4	8 (a)
3/7/99	L, 2-5	7 (h)
1/26/19	L, 0-4	8 (a)

\*forfeited match

## TEXAS A&M (5-8)

(H: 3-3; A: 2-5)

5/2/52	W, 4-2	(a)
4/16/57	W, 5-1	(a)
2/18/89	W, 8-1	(h)
2/1/91	W, 5-2	(h)
3/22/96	L, 2-5	22 (h)
3/9/98	L, 1-6	50 33 (a)
2/27/99	L, 2-5	14 (h)

3/11/00	L, 7-0	13 (a)
2/25/01	L, 2-5	5 (h)
3/11/02	L, 1-4	25 (a)
2/9/03	W, 4-3	10 (h)
3/15/04	L, 1-6	13 (a)
1/30/11	L, 0-7	44 10 (a)

## TEXAS CHRISTIAN (14-6)

(H: 5-1; A: 8-4; N: 1-1)

1989	W, 5-1	9 (h)
5/4/51	W, 6-0	(a)
5/1/52	W, 6-1	(a)
4/18/57	W, 6-0	(a)
5/25/77	W, 5-4	(h)
4/12/79	W, 5-4	(a)
3/17/81	W, 6-3	(a)
3/5/86	L, 4-5	16 (n)
2/19/89	W, 5-4	(h)
2/21/91	W, 5-4	(n)
2/2/92	L, 3-5	6 (h)
3/28/92	L, 2-4	2 (a)
3/18/93	W, 4-3	(a)
1/28/94	W, 4-3	15 (h)
3/18/95	L, 2-4	11 (a)
3/26/95	W, 4-3	10 (a)
3/10/98	W, 4-3	40 (a)
3/8/02	L, 1-6	34 (a)
3/13/03	W, 5-2	32 (h)
3/17/04	L, 0-7	15 (a)

## TEXAS TECH (0-2)

(H: 0-1; A: 0-1)

3/1/13	L, 3-4	69 58 (a)
2/7/14	L, 3-4	60 54 (h)

## TRINITY (9-12)

(H: 4-4; A: 2-7; N: 3-1)

5/1/65	W, 6-3	(h)
4/30/66	L, 1-5	(a)
4/15/68	L, 4-5	(h)
5/3/69	L, 4-5	(a)
4/25/70	W, 5-4	(h)
5/8/71	L, 1-8	(a)
5/6/72	L, 2-7	(h)
5/5/73	W, 6-3	(a)
4/27/74	W, 9-0	(h)
4/19/75	L, 4-5	(a)
4/17/76	L, 3-6	(h)
3/10/77	L, 3-5	(a)
4/14/79	L, 2-7	(a)
3/7/80	W, 6-3	(n)
3/16/81	W, 7-2	(a)
4/3/82	L, 2-6	(n)
3/23/83	L, 3-6	(a)
5/14/83	L, 4-5	(h)
3/8/86	W, 5-1	(n)
3/27/86	W, 5-2	(n)
1989	W, 6-3	23 (h)

## TROY (7-0)

(H: 7-0)

2/11/11	W, 7-0	38 65 (h)
3/12/14	W, 5-2	65 (h)

1/30/16	W, 4-3	68 (h)
2/4/17	W, 6-1	(h)
1/17/22	W, 6-1	(h)
1/14/23	W, 4-0	(h)
1/13/25	W, 4-1	(h)

## TULANE (5-5-1)

(H: 3-3; A: 1-1-1; N: 1-1)

1938	W, 5-1	(h)
1947	L, 3-6	(h)
4/10/65	T, 3-3	(a)
2/2/96	L, 3-4	(h)
2/4/00	W, 5-2	42 (h)
2/4/01	W, 4-3	42 (a)
1/25/15	L, 1-4	52 61 (h)
1/19/18	L, 1-6	22 (a)
1/26/20	W, 4-2	(h)
2/14/21	L, 1-6	(n)
1/28/24	W, 4-3	(n)

## TULSA (2-0)

(N: 2-0)

3/3/83	W, 6-0	(n)
3/2/88	W	(n)

## -U-

## US NAVAL PRE-FLIGHT SCHOOL (1-0)

(H: 1-0)

4/1/49	W, 9-0	(h)
--------	--------	-----

## U.S. MILITARY ACADEMY (1-0)

(A: 1-0)

5/7/55	W, 8-1	(a)
--------	--------	-----

## UCLA (1-13-1)

(H: 1-7-1; A: 0-5; N: 0-1)

1938	T, 5-5	(h)
1941	W, 8-1	(h)
1948	L, 2-7	(h)
1987	L, 1-5	(h)
1989	L, 0-6	1 (h)
1989	L, 4-5	1 (h)
3/4/80	L, 9-0	(a)
5/19/80	L, 5-1	(n)
3/26/84	L, 1-8	(a)
5/18/85	L, 2-5	(h)
3/19/86	L, 2-7	2 (a)
3/8/93	L, 0-7	1 (a)
3/17/99	L, 1-6	1 (a)
2/16/07	L, 1-4	26 6 (h)
5/14/09	L, 1-4	22 7 (h)

## UTAH (1-1)

(H: 1-0; N: 0-1)

1987	W, 6-0	(h)
2/9/19	L, 2-4	(n)

## UTAH STATE (1-0)

(N: 1-0)

1/25/19	W, 4-2	(n)
---------	--------	-----

## UTSA (1-0)

(H: 1-0)

2/23/24	W, 4-1	59 (n)
---------	--------	--------

## -V-

## VALPARAISO (1-0)

(H: 1-0)

3/10/15	W, 6-1	(h)
---------	--------	-----

## VANDERBILT (6-0)

(H: 4-0; A: 2-0)

1940	W, 6-3	(h)
1942	W, 8-1	(h)
1946	W, 7-2	(h)
1989	W, 7-2	(h)
5/1/50	W, 9-0	(a)
5/2/59	W, 9-0	(a)

## VILLANOVA (1-0)

(H: 1-0)

4/24/98	W, 4-0	(h)
---------	--------	-----

## VIRGINIA (5-24)

(H: 1-11; A: 4-7; N: 0-6)

1946	W, 6-3	(h)
5/5/49	W, 7-2	(a)
4/25/50	W, 8-1	(a)
4/2/05	L, 0-4	3 (a)
4/22/05^	L, 1-4	(n)
4/7/06	W, 4-3	14 8 (a)
4/22/06^	L, 2-4	10 9 (n)
5/20/06	L, 0-4	9 8 (n)
4/6/07	L, 2-5	37 3 (h)
4/20/07^	L, 1-4	35 2 (h)
3/28/08	L, 0-7	26 1 (a)
4/20/08^	L, 0-4	25 1 (n)
3/27/09	L, 3-4	36 1 (h)
3/26/10	L, 0-7	49 1 (a)
4/23/10^	L, 0-4	41 (n)
3/25/11	L, 0-7	29 1 (h)
4/15/12	L, 1-6	63 3 (a)
4/21/13	L, 1-6	55 1 (h)
3/28/14	L, 0-7	39 4 (a)
4/19/15	L, 2-5	4 (h)
4/17/16	L, 0-7	1 (h)
4/21/17	L, 0-7	3 (h)
4/6/18	W, 4-3	43 42 (a)
4/7/19	L, 0-4	24 5 (h)
3/5/21	L, 0-7	39 4 (a)
4/10/22	L, 1-6	28 8 (h)
3/3/23	L, 0-4	47 21 (a)
4/21/23^	L, 2-4	45 8 (n)
3/25/24	L, 1-4	4 50 (h)

^ ACC Championship

## VIRGINIA COMMONWEALTH (1-2)

(H: 1-1; N: 0-1)

3/12/92	W, 5-1	(h)
1/31/97	L, 1-6	16 (n)
2/25/24	L, 3-4	59 (h)



# ALL-TIME SERIES RESULTS

## VIRGINIA TECH (9-16)

(H: 6-7; A: 1-7; N: 2-1)

1/30/97	W, 5-4	47	(n)
5/15/98	L, 0-4		(h)
4/21/01	W, 4-1	56	(h)
4/20/02	W, 4-3	35	(h)
3/9/03	L, 2-5	49	(h)
3/6/05	L, 3-4	68	(h)
4/21/05	W, 4-3		(n)
4/9/06	W, 6-1	14	54 (a)
4/8/07	W, 4-3	37	30 (h)
3/30/08	L, 1-6	26	28 (a)
3/29/09	W, 5-0	36	21 (h)
3/28/10	L, 2-5	49	20 (a)
3/27/11	W, 6-1	29	36 (h)
4/13/12	L, 1-6	63	51 (a)
4/19/13	L, 0-7	55	52 (h)
3/30/14	L, 1-6	39	54 (a)
4/17/15	L, 0-7	14	(h)
4/15/16	L, 1-6	40	(a)
4/21/16^	L, 0-4	36	(n)
4/8/18	L, 0-7	43	(a)
4/5/19	W, 4-3	24	43 (h)
3/7/21	L, 2-5	39	39 (h)
4/8/22	L, 3-4	28	(h)
3/5/23	L, 3-4	47	54 (a)
3/24/24	L, 3-4	65	50 (h)

^ACC Championship

## -W-

## WAKE FOREST (13-17)

(H: 11-9, A: 2-8)

4/3/73	W, 9-0		(h)
3/15/79	W, 6-3		(h)
2/12/88	W, 6-3		(h)
3/3/91	W, 6-0		(h)
3/13/98	W, 4-3	63	(h)
2/18/01	W, 4-2	68	(h)
4/3/04	L, 1-6	42	(a)
3/9/05	L, 3-4	23	(h)
4/14/06	W, 5-2	10	26 (h)
4/21/06	W, 4-3	10	27 (h)
4/13/07	L, 3-4	33	11 (a)
4/6/08	fW, 4-3	27	28 (h)
4/5/09	W, 4-3	31	28 (a)
4/18/09	L, 2-4	25	20 (h)
4/2/10	L, 2-5	51	24 (h)
4/1/11	W, 5-2	28	35 (a)
1/28/12	L, 4-3	33	41 (h)
3/25/12	W, 4-3	54	(h)
3/29/13	L, 1-6	50	28 (a)
3/21/14	W, 4-3	72	18 (h)
4/10/15	L, 0-7	13	(a)
3/25/16	L, 0-7	13	(h)
4/2/17	L, 0-7	1	(a)
3/23/18	L, 3-4	1	(h)
4/14/19	L, 1-4	25	4 (a)
3/12/21	L, 0-4	44	11 (h)
3/4/22	L, 3-4	21	7 (h)
3/12/23	L, 1-4	60	14 (a)

4/7/24	L, 2-4	6	52 (h)
3/11/25	L, 0-4	34	1 (a)

## WESLEYAN (4-0)

(H: 1-0; A: 3-0)

5/8/53	W, 9-0		(h)
5/5/54	W, 9-0		(a)
5/5/55	W, 9-0		(a)
5/2/56	W, 9-0		(a)

## WEST SIDE TENNIS CLUB (0-0-1)

(H: 0-1-1)

1942	T, 5-5		(h)
------	--------	--	-----

## WEST VIRGINIA (6-1)

(H: 6-0; A: 0-1)

4/8/90	L, 1-5		(a)
4/17/91	W, 9-0		(h)
4/17/92	W, 7-2		(h)
4/18/97	W, 4-0		(h)
4/21/98	W, 7-0	29	(h)
4/22/00	W, 4-0		(h)
4/19/02	W, 4-0		(h)

## WESTERN MICHIGAN (2-0)

(A: 1-0; N: 1-0)

2/23/02	W, 6-1		(a)
2/28/04	W, 7-0	63	(n)

## WILLIAM & MARY (4-1)

(H: 3-1; A: 1-0)

1936	W, 7-2		(h)
1939	W, 8-1		(h)
1946	L, 0-8		(h)
4/26/50	W, 8-1		(a)
3/11/18	W, 5-1		(h)

## WILLIAMS COLLEGE (1-0)

(H: 1-0)

1937	W, 8-1		(h)
------	--------	--	-----

## WISCONSIN (9-2)

(H: 8-2; A: 1-0)

3/28/67	W, 8-1		(h)
2/19/00	W, 4-3		(a)
2/9/01	W, 6-1	75	(h)
3/3/02	W, 5-1		(h)
3/19/03	W, 4-3		(h)
3/19/04	W, 6-1		(h)
3/23/05	W, 5-2		(h)
2/4/07	L, 3-4	10	(h)
3/31/10	L, 3-4	51	30 (h)
3/17/14	W, 4-0	65	58 (h)
1/13/24	W, 4-2		(h)

## WOFFORD (1-0)

(H: 1-0)

1937	W, 7-0		(h)
------	--------	--	-----

## -X-

## XAVIER (1-0)

(H: 1-0)

3/4/14	W, 7-0		(h)
--------	--------	--	-----

## -Y-

## YALE (48-1)

(H: 43-0; A: 5-1)

1939	W, 7-2		(h)
1940	W, 6-3		(h)
5/2/49	W, 7-2		(a)
4/6/50	W, 7-2		(h)
4/7/50	W, 6-4		(h)
4/28/50	W, 8.5, 0.5		(a)
4/6/51	W, 9-0		(h)
4/1/52	W, 10-3		(h)
4/2/52	W, 9-0		(h)
4/2/53	W, 9-0		(h)
4/1/54	W, 9-0		(h)
4/2/54	W, 5-1		(h)
5/6/54	W, 5-4		(a)
4/6/55	W, 8-1		(h)
4/7/55	W, 7-1		(h)
5/6/55	W, 7-2		(a)
3/31/56	W, 9-0		(h)
4/1/56	W, 9-0		(h)
5/3/56	W, 9-0		(a)
3/25/57	W, 8-1		(h)
3/26/57	W, 8-1		(h)
3/25/58	W, 6-3		(h)
3/26/59	W, 7-2		(h)
3/31/60	W, 5-3		(h)
3/23/61	W, 7-2		(h)
3/24/61	W, 8-1		(h)
3/22/62	W, 8-1		(h)
3/23/62	W, 9-0		(h)
3/21/63	W, 8-1		(h)
3/22/63	W, 8-1		(h)
3/26/64	W, 9-0		(h)
3/28/64	W, 9-0		(h)
3/25/65	W, 9-0		(h)
3/26/65	W, 9-0		(h)
3/25/66	W, 8-1		(h)
3/26/66	W, 8-1		(h)
3/27/67	W, 8-1		(h)
3/30/67	W, 8-1		(h)
3/20/68	W, 9-0		(h)
3/21/68	W, 8-1		(h)
3/20/69	W, 7-2		(h)
3/21/69	W, 8-1		(h)
3/18/70	W, 8-1		(h)
3/19/70	W, 9-0		(h)
3/18/71	W, 8-1		(h)
3/19/71	W, 9-0		(h)
3/23/72	W, 8-1		(h)
3/26/77	W, 8-1		(h)
3/3/96	L, 3-4		(a)

# NCAA CHAMPIONSHIP

## NCAA TEAM CHAMPIONSHIP

Prior to 1994, the NCAA Tournament was made up of the nation's top 20 ranked teams. Since 1994, the NCAA expanded the tournament field from 20 teams to a minimum of 40 schools. With the increasing talent pool across the country, the NCAA Tournament format once again changed in 1999, enlarging to the current 64-team tournament beginning with 16, four-team regionals at campus sites.

### NCAA TOURNAMENT PRIOR TO 1977\*

19 NCAA appearances

1958 – 4th  
1959 – 4th  
1960 – 4th  
1961 – 4th  
1962 – 4th  
1963 – 4th  
1964 – 13th  
1965 – 2nd  
1966 – 3rd  
1967 – 8th  
1968 – 4th  
1969 – 5th  
1970 – 4th  
1971 – 6th  
1972 – 8th  
1973 – 6th  
1974 – 4th (Tie)  
1975 – 2nd  
1976 – 10th

\*Up until 1977, the NCAA champion was decided by the total of the individual scoring of all players on each team. One point was awarded for each match won.

### NCAA TOURNAMENT SINCE 1977

30 NCAA appearances, 17-30 overall

#### *Record by Round (since 1999)*

First Round	7-8
Second Round	3-4
Sweet Sixteen	0-3
<b>Overall</b>	<b>10-15</b>

#### *Record by Location (all-time)*

Athens, Ga.	4-12
Baton Rouge, La.	0-1
Cambridge, Mass.	0-1
College Station, Texas	0-1
Columbus, Ohio	0-1
Coral Gables, Fla.	4-0
Fort Worth, Texas	0-1
Gainesville, Fla.	6-7
Indian Wells, Calif.	1-1
Knoxville, Tenn.	1-1
Orlando, Fla.	0-2
Princeton, N.J.	1-2
Stanford, Calif.	0-1
<b>Overall</b>	<b>17-31</b>

## NCAA SINGLES CHAMPIONSHIP

Francisco Segura – 1943, 1944, 1945  
Andrew Burrow – 1987

## NCAA DOUBLES CHAMPIONSHIP

Francisco Segura / Thomas Burke – 1945  
Rod Mandelstam / John Karabasz – 1962  
Pat Cramer / Luis Garcia – 1970

# NCAA CHAMPIONSHIP HISTORY

## NCAA TOURNAMENT RESULTS (17-31)

1977				
5/25/77	vs. Texas Christian	First Round	W, 5-4	Athens, Ga.
5/26/77	vs. Southern Methodist	Quarterfinals	L, 0-5	Athens, Ga.
1980				
5/19/80	vs. UCLA	First Round	L, 1-5	Athens, Ga.
1981				
5/16/81	vs. Clemson	First Round	L, 3-6	Athens, Ga.
1982				
5/15/82	vs. California	First Round	L, 1-5	Athens, Ga.
1983				
5/14/83	vs. Trinity	First Round	L, 4-5	Athens, Ga.
1985				
5/18/85	vs. UCLA	First Round	L, 2-5	Athens, Ga.
1986				
5/17/86	vs. Texas	First Round	L, 3-5	Athens, Ga.
1987				
5/9/87	vs. Utah	First Round	W, 6-0	Athens, Ga.
5/16/87	vs. Southern Methodist	Second Round	W, 5-1	Athens, Ga.
5/16/87	vs. UCLA	Quarterfinals	L, 1-5	Athens, Ga.
1989				
5/19/89	vs. Mississippi	First Round	W, 5-1	Athens, Ga.
5/29/89	vs. Stanford	Second Round	L, 1-5	Athens, Ga.
1990				
5/19/90	vs. Arizona State	Second Round	W, 5-1	Indian Wells, Calif.
5/20/90	vs. Tennessee	Quarterfinals	L, 2-5	Indian Wells, Calif.
1991				
unknown	at Georgia	Second Round	L, 5-3	Athens, Ga.
1992				
5/15/92	vs. Duke	First Round	L, 2-5	Athens, Ga.
1994				
5/14/94	at Tennessee	Regionals (Second Round)	W, 4-2	Knoxville, Tenn.
5/15/94	vs. Mississippi	Regionals (Final)	L, 2-4	Knoxville, Tenn.
1995				
5/5/95	vs. Dartmouth	Regionals (First Round)	W, 7-0	Princeton, N.J.
5/6/95	vs. South Alabama	Regionals (Second Round)	L, 3-4	Princeton, N.J.
1997 (No. 24 Miami)				
5/14/97	Harvard	Regionals (First Round)	L, 3-4	Cambridge, Mass.
1998				
5/15/98	Virginia Tech	Regionals (Semifinals)	L, 0-4	Princeton, N.J.



# NCAA CHAMPIONSHIP HISTORY

<u>1999</u>				
5/14/99	No. 9 Florida	First Round	L, 0-4	Gainesville, Fla.
<u>2000</u>				
5/13/00	No. 33 Clemson	First Round	L, 3-4	Baton Rouge, La.
<u>2001</u>				
5/12/01	No. 69 Charleston Southern	First Round	W, 4-0	Coral Gables, Fla.
5/13/01	No. 46 Minnesota	Second Round	W, 4-1	Coral Gables, Fla.
5/16/01	vs. No. 5 Duke	Round of 16	L, 1-4	Athens, Ga.
<u>2002</u>				
5/11/02	No. 25 South Florida	First Round	L, 1-4	Gainesville, Fla.
<u>2003</u>				
5/10/03	vs. No. 31 Florida State	First Round	L, 2-4	Gainesville, Fla.
<u>2006</u> (No. 9 Miami)				
5/13/06	Manhattan	First Round	W, 4-0	Coral Gables, Fla.
5/14/06	No. 41 Minnesota	Second Round	W, 4-0	Coral Gables, Fla.
5/20/06	vs. No. 8 Virginia	Round of 16	L, 0-4	Stanford, Calif.
<u>2007</u> (No. 34 Miami)				
5/11/07	vs. No. 25 Tennessee	First Round	L, 3-4	Columbus, Ohio
<u>2008</u> (No. 19 Miami)				
5/10/08	vs. No. 42 South Florida	First Round	W, 4-2	Gainesville, Fla.
5/11/08	at No. 9 Florida	Second Round	L, 1-4	Gainesville, Fla.
<u>2009</u> (No. 22 Miami)				
5/8/09	vs. No. 53 Columbia	First Round	W, 4-0	Gainesville, Fla.
5/9/09	at No. 10 Florida	Second Round	W, 4-3	Gainesville, Fla.
5/14/09	vs. No. 7 UCLA	Round of 16	L, 1-4	College Station, Texas
<u>2011</u> (No. 27 Miami)				
5/13/11	vs. No. 41 Nebraska	First Round	W, 4-3	Gainesville, Fla.
5/14/11	vs. No. 8 Florida	Second Round	L, 0-4	Gainesville, Fla.
<u>2018</u> (No. 40 Miami)				
4/27/18	vs. North Florida	First Round	W, 4-0	Gainesville, Fla.
4/28/18	at No. 13 Florida	Second Round	L, 0-4	Gainesville, Fla.
<u>2019</u> (No. 33 Miami)				
5/3/19	vs. No. 27 Arizona State	First Round	L, 0-4	Fort Worth, Texas
<u>2021</u> (No. 39 Miami)				
5/8/21	vs. No. 16 Mississippi State	First Round	L, 1-4	Orlando, Fla.
<u>2022</u> (No. 29 Miami)				
5/6/22	vs. No. 45 South Florida	First Round	W, 4-3	Gainesville, Fla.
5/7/22	at No. 2 Florida	Second Round	L, 0-4	Gainesville, Fla.
<u>2025</u> (No. 39 Miami)				
5/3/25	at No. 15 UCF	First Round	L, 1-4	Orlando, Fla.

# ATLANTIC COAST CONFERENCE

## 2025 ACC FINAL STANDINGS

School	Conference	Overall
Wake Forest	13-0	40-1
NC State	12-1	22-7
Stanford	10-3	26-6
California	10-3	19-5
Virginia	9-4	23-8
Florida State	9-4	19-9
Duke	9-4	19-9
Clemson	8-5	22-8
North Carolina	6-7	13-11
Miami	6-7	13-11
Georgia Tech	5-8	12-12
Virginia Tech	2-11	10-15
SMU	2-11	15-19
Louisville	2-11	13-18
Notre Dame	1-12	14-15
Boston College	0-13	5-15

## MIAMI'S ANNUAL ACC STANDINGS

Year	Rank	Overall	ACC
2005	9th	12-11	2-8
2006	t-1st	20-5	9-2
2007	t-7th	23-10	5-6
2008	7th	17-8	6-4
2009	2nd	16-9	9-2
2010	8th	11-11	4-6
2011	t-4th	15-9	8-3
2012	t-11th	8-13	1-10
2013	9th	13-13	2-8
2014	9th	14-11	4-7
2015	12th	7-17	1-11
2016	11th	8-15	3-9
2017	11th	9-13	2-9
2018	10th	15-13	4-8
2019	5th	17-11	7-5
2020	1st	10-2	3-0
2021	9th	8-11	4-6
2022	t-7th	17-10	5-7
2023	8th	15-10	5-7
2024	12th	11-15	2-11
2025	10th	13-11	6-7

## ACC CHAMPIONSHIP RECORD

11-18 overall. 3 Semifinals appearances. 1 Finals appearance

<i>Record by Round</i>		<i>Record by Seed</i>	
Qualifier	1-0	Second	1-1
First Round	6-8	Third	1-1
Second Round	1-3	Fourth	0-1
Quarterfinals	3-6	Fifth	1-1
Semifinals	1-2	Seventh	3-2
Finals	0-1	Eighth	3-3
<b>Overall</b>	<b>12-20</b>	Ninth	1-4
		Tenth	0-2
		Eleventh	1-3
		Twelfth	1-2
		<b>Overall</b>	<b>12-20</b>
<i>Record by Opponent</i>		<i>Record by Location</i>	
Boston College	2-0	Altamonte Springs, Fla.	3-1
Clemson	1-0	Cary, N.C.	8-16
Duke	0-2	Rome, Ga.	1-3
Florida State	1-2	<b>Overall</b>	<b>12-20</b>
Georgia Tech	2-3		
Maryland	1-0		
North Carolina	1-2		
NC State	2-2		
Notre Dame	0-1		
Virginia	0-6		
Virginia Tech	1-1		
Wake Forest	1-1		
<b>Overall</b>	<b>12-20</b>		

## ACC CHAMPIONSHIP DUAL MATCH RECORD

By School (Since 1986)

School	Won	Lost	Pct.
Virginia	69	24	.742
Duke	62	27	.697
North Carolina	47	36	.566
Clemson	38	33	.535
Wake Forest	37	36	.516
Florida State	33	31	.516
Georgia Tech	27	37	.428
Louisville	5	9	.357
Miami	12	20	.387
Virginia Tech	11	19	.367
NC State	19	43	.306
Notre Dame	4	10	.286
Boston College	0	18	.000

# ACC CHAMPIONSHIP HISTORY

2005	(No. 9 Miami)			
4/21/05	No. 8 Virginia Tech	First Round	W, 4-3	Cary, N.C.
4/22/05	No. 1 Virginia	Quarterfinals	L, 1-4	Cary, N.C.
2006	(No. 3 Miami)			
4/21/06	No. 6 Wake Forest	Quarterfinals	W, 4-3	Cary, N.C.
4/22/06	No. 2 Virginia	Semifinals	L, 2-4	Cary, N.C.
2007	(No. 8 Miami)			
4/19/07	No. 9 Georgia Tech	First Round	W, 4-3	Cary, N.C.
4/20/07	No. 1 Virginia	Quarterfinals	L, 1-4	Cary, N.C.
2008	(No. 7 Miami)			
4/17/08	No. 10 Maryland	First Round	W, 4-1	Altamonte Springs, Fla.
4/18/08	No. 2 North Carolina	Quarterfinals	W, 4-3	Altamonte Springs, Fla.
4/19/08	No. 3 Florida State	Semifinals	W, 4-3	Altamonte Springs, Fla.
4/20/08	No. 1 Virginia	Finals	L, 0-4	Altamonte Springs, Fla.
2009	(No. 2 Miami)			
4/17/09	No. 10 NC State	Quarterfinals	W, 4-3	Cary, N.C.
4/18/09	No. 4 Wake Forest	Semifinals	L, 2-4	Cary, N.C.
2010	(No. 8 Miami)			
4/22/10	No. 9 NC State	First Round	W, 4-1	Cary, N.C.
4/23/10	No. 1 Virginia	Quarterfinals	L, 0-4	Cary, N.C.
2011	(No. 4 Miami)			
4/22/11	No. 5 Georgia Tech	Quarterfinals	L, 1-4	Cary, N.C.
2012	(No. 11 Miami)			
4/19/12	No. 5 Florida State	First Round	L, 0-4	Cary, N.C.
2013	(No. 9 Miami)			
4/25/13	No. 8 North Carolina	First Round	L, 0-4	Cary, N.C.
2014	(No. 9 Miami)			
4/24/14	No. 8 Florida State	First Round	L, 0-4	Cary, N.C.
2015	(No. 12 Miami)			
4/23/15	No. 4 Duke	First Round	L, 0-4	Cary, N.C.
2016	(No. 11 Miami)			
4/21/16	No. 6 Virginia Tech	First Round	L, 0-4	Cary, N.C.
2017	(No. 11 Miami)			
4/26/17	No. 13 Boston College	Qualifier	W, 5-1	Rome, Ga.
4/27/17	No. 5 Duke	First Round	L, 1-4	Rome, Ga.
2018	(No. 10 Miami)			
4/26/18	No. 7 NC State	First Round	L, 1-4	Cary, N.C.
2019	(No. 5 Miami)			
4/18/19	No. 12 Clemson	First Round	W, 4-0	Cary, N.C.
4/19/19	No. 4 NC State	Quarterfinals	L, 2-4	Cary, N.C.



# ACC CHAMPIONSHIP HISTORY

<u>2021</u>	(No. 9 Miami)			
4/22/21	No. 8 Georgia Tech	Second Round	L, 3-4	Rome, Ga.
<u>2022</u>	(No. 7 Miami)			
4/21/22	No. 10 Georgia Tech	Second Round	L, 1-4	Rome, Ga.
<u>2023</u>	(No. 8 Miami)			
4/20/23	No. 9 Georgia Tech	Second Round	W, 4-2	Cary, N.C.
4/21/23	No. 1 Virginia	Quarterfinals	L, 2-4	Cary, N.C.
<u>2024</u>	(No. 12 Miami)			
4/17/24	No. 13 Boston College	First Round	W, 4-0	Cary, N.C.
4/18/24	No. 5 North Carolina	Second Round	L, 0-4	Cary, N.C.
<u>2025</u>	(No. 10 Miami)			
4/16/25	No. 15 Notre Dame	First Round	L, 3-4	Cary, N.C.

# BIG EAST CHAMPIONSHIP HISTORY

8 CHAMPIONSHIPS, 9 FINALS APPEARANCES, 23-4 OVERALL RECORD

Year	Champion	Points	Singles Flight Champion	Doubles Flight Champion	Location
1993	Miami	64	Tonny v.d. Pieterman (Miami)	Tonny v.d. Pieterman/Wolfram Knobling (Miami)	Coral Gables, Fla.
1994	Miami	70	Srdjan Muskatirovic (Miami)	S. Muskatirovic/Wolfram Knobling (Miami)	Coral Gables, Fla.

*The BIG EAST Championship format was changed to a team championship in 1995*

1995					<b>BIG EAST CHAMPIONS</b>
4/21/95	Connecticut			W, 5-0	Coral Gables, Fla.
4/22/95	Georgetown			W, 4-1	Coral Gables, Fla.
4/23	St. John's			W, 4-0	Coral Gables, Fla.
1996					<b>BIG EAST RUNNER-UP</b>
4/19/96	Seton Hall			W, 4-0	Coral Gables, Fla.
4/20/96	Providence			W, 4-0	Coral Gables, Fla.
4/21/96	Notre Dame			L, 0-4	Coral Gables, Fla.
1997					<b>BIG EAST CHAMPIONS</b>
4/18/97	West Virginia			W, 4-0	Coral Gables, Fla.
4/19/97	Providence			W, 4-0	Coral Gables, Fla.
4/20/97	Notre Dame			W, 4-1	Coral Gables, Fla.
1998					<b>BIG EAST CHAMPIONS</b>
4/24/98	Villanova			W, 4-0	Coral Gables, Fla.
4/25/98	Providence			W, 4-0	Coral Gables, Fla.
4/26/98	Notre Dame			W, 4-1	Coral Gables, Fla.
1999	(No. 2 Miami)				<b>BIG EAST RUNNER-UP</b>
4/23/99	No. 7 Providence	Quarterfinals	W, 4-0		Coral Gables, Fla.
4/24/99	No. 3 St. John's	Semifinals	W, 4-0		Coral Gables, Fla.
4/25/99	No. 1 Notre Dame	Finals	L, 3-4		Coral Gables, Fla.
2000	(No. 1 Miami)				<b>BIG EAST CHAMPIONS</b>
4/21/00	No. 9 Providence	Quarterfinals	W, 4-0		Coral Gables, Fla.
4/22/00	No. 4 West Virginia	Semifinals	W, 4-0		Coral Gables, Fla.
4/23/00	No. 2 Notre Dame	Finals	W, 5-2		Coral Gables, Fla.
2001	(No. 2 Miami)				<b>BIG EAST CHAMPIONS</b>
4/21/01	No. 3 Virginia Tech	Semifinals	W, 4-1		Coral Gables, Fla.
4/22/01	No. 1 Notre Dame	Finals	W, 4-2		Coral Gables, Fla.
2002	(No. 3 Miami)				<b>BIG EAST RUNNER-UP</b>
4/19/02	No. 6 West Virginia	Quarterfinals	W, 4-0		Coral Gables, Fla.
4/20/02	No. 2 Virginia Tech	Semifinals	W, 4-3		Coral Gables, Fla.
4/21/02	No. 1 Notre Dame	Finals	L, 1-4		Coral Gables, Fla.
2003	(No. 1 Miami)				<b>BIG EAST CHAMPIONS</b>
4/27/03	No. 4 Rutgers	Semifinals	W, 4-1		Coral Gables, Fla.
4/28/03	No. 3 Notre Dame*	Finals	0-0		Coral Gables, Fla.
*match suspended due to rain -- Miami earned the automatic NCAA Tournament bid due to regular season conference record					
2004	(No. 3 Miami)				
4/30/04	No. 6 Boston College	Quarterfinals	W, 4-0		Coral Gables, Fla.
5/1/04	No. 2 Notre Dame	Semifinals	L, 1-4		Coral Gables, Fla.
5/2/04	No. 4 St. John's	Consolation	W, 4-0		Coral Gables, Fla.

# ALL-TIME RECORD & RESULTS

## HEAD COACH OVERALL RECORDS

Head Coach	Years	Overall Record
J. Burton Rix	1930 (1)	0-2
Wally Greer	1931-32, 1934 (3)	5-3
Gardner Mulloy	1935-43, 1947 (10)	67-8-3
No Coach	1945	2-0
Mercer Beasley	1946 (1)	4-2-1
John Howard	1948 (1)	2-4
William Lufler	1949-57 (9)	148-2-1
Dale Lewis	1958-79 (22)	365-36-4
John Hammill	1980-95 (16)	275-143
Rodney Harmon	1996-97 (2)	22-23
Jay Berger	1998-02 (5)	78-41
Bryan Getz	2003-04 (2)	27-16
Mario Rincon	2005-16 (12)	152-136
Aljosa Piric	2016-2024 (7)	101-84
Alex Santos	2025 (1)	13-11
<b>Totals</b>		<b>1261-500-29</b>

## YEAR-BY-YEAR LEADERS

Year	Athlete	Record
1958	Jerry Moss	19-1
1959	Jerry Moss	16-1
1960	Roger McCormick	17-0
1961	John Karabasz	22-2
1962	Rodney Mandelstam	17-0
	John Hammill	17-0
1963	John Karabasz	20-0
1964	George Schuert	15-0
1965	Mike Belkin	18-1
1966	Jaime Fillol	11-4
1967	Jamie Fillol	23-1
1968	Pat Cramer	21-2
1969	Pat Cramer	23-1
	Luis Garcia	23-1
1970	Eddie Dibbs	22-1
1971	Raz Reid	19-2
1972	Eddie Dibbs	19-1
1973	Tavo Martinez	16-3
1974	John Eagleton	18-2
1975	Joaquim Rasgado	20-5
1976	Tavo Martinez	17-3
	Ron Myers	17-3
1977	Ian Duvenhage	21-2
1978	Steve Rogul	17-2
1979	Brian Levine	18-3
1980	Mike Brunnberg	19-3
1981	Stewart Sarnia	14-3
1982	Christo Steyn	22-7
1983	Christo Steyn	27-7

1984	Pieter Aldrich	21-9
1985	Andrew Burrow	27-13
1986	Steve Kennedy	24-9
1987	Andrew Burrow	21-12
1988	Johan Donar	17-7
1989	Conny Falk	27-12
1990	Conny Falk	33-10
1991	Conny Falk	36-5
1992	Fredrik Perman	27-12
1993	Tonny Pieterman	22-10
1994	Gil Kovalski	30-11
1995	Gil Kovalski	26-8
1996	Gil Kovalski	17-9
1997	Mike Russell	39-7
1998	Johan Lindqvist	22-8
1999	Jose Lieberman	21-13
2000	Jose Lieberman	25-7
2001	Michael Lang	28-8
2002	Todd Widom	26-6
2003	Todd Widom	27-9
2004	Colin Purcell	22-8
2005	Josh Cohen	23-12
2006	Luigi D'Argord	36-5
2007	Luigi D'Argord	28-5
2008	Daniel Vallverdu	29-9
2009	Keith Crowley	23-9
2010	David Simon	21-11
2011	Eduardo Pavia	22-12
2012	Diego Soto	21-11
2013	Wilfredo Gonzalez	19-10
2014	Henrique Tsukamoto	19-11
	Diego Soto	19-12
2015	Piotr Lomacki	17-15
2016	Max Andrews	24-15
2017	Piotr Lomacki	18-12
2018	Bojan Jankulovski	27-10
2019	Bojan Jankulovski	19-11
2020	Francisco Bastias	12-2
2021	Bojan Jankulovski	10-6
2022	Dan Martin	25-7
2023	Dan Martin	22-14
	Nacho Serra Sanchez	22-13
2024	Martin Katz	21-10
2025	Martin Katz	25-10



# CAREER & SEASON LEADERS

## CAREER 50-WIN

SINGLES	Seasons	Record
Johan Donar	(4) 1986-90	108-47
Conny Falk	(3) 1989-91	105-27
Josh Cohen	(4) 2004-07	92-39
Daniel Vallverdu	(4) 2005-09	90-31
Eric Hechtman	(4) 2002-06	84-42
Daniel DeBoer	(4) 1989-92	83-49
Christo Steyn	(4) 1980-83	82-26
Johan Lindqvist	(4) 1998-01	82-40
Jose Lieberman	(4) 1999-02	81-49
Martin Katz	(4) 2021-2025	80-36
Gus Firchardt	(4) 1984-87	75-43
Gil Kovalski	(3) 1994-96	73-28
Carl Sundberg	(4) 2007-11	71-51
John Eagleton	(4) 1974-77	70-16
Craig Campbell	(4) 1881-84	70-31
Andrew Burrow	(3) 1984-87	70-43
Tim Krebs	(4) 2002-06	68-40
Franco Aubone	(5) 2018-23	67-53
Pat Cramer	(3) 1968-70	65-4
Luigi D'Agord	(2) 2006-07	64-10
Joaquim Rasgado	(4) 1972-75	64-18
Octavio Martinez	(4) 1973-76	63-14
Gabriel Flores	(4) 2011-14	63-61
Luis Garcia	(3) 1969-71	62-5
Nick Badenhorst	(4) 1981-83	61-20
Christian Langmo	(4) 2014-18	61-56
Keith Crowley	(4) 2007-11	60-44
Joe Globisch	(4) 1971-74	59-15
Alvaro Fillol	(4) 1972-75	58-13
John Hoyes	(4) 2002-06	58-42
Eddie Dibbs	(3) 1970-72	56-4
Diego Soto	(4) 2010-14	58-41
Raz Reid	(3) 1970-72	54-6
Brian Levine	(4) 1979-82	54-18
Todd Widom	(2) 2001-03	53-15
Ian Duvenhage	(4) 1977-80	53-18
Robert Bossong	(3) 1959-61	52-2
William Minick	(3) 1958-60	52-9
Wilfredo Gonzalez	(4) 2011-15	52-53
Michael Lang	(2) 2000-01	50-13
Henrique Tsukamoto	(4) 2011-15	50-55
DOUBLES	Seasons	Record
John Eagleton	(4) 1974-77	89-10
Eric Hechtman	(4) 2002-06	86-41
Josh Cohen	(4) 2004-07	82-37
Franco Aubone	(5) 2018-23	81-53
Daniel Vallverdu	(4) 2005-09	78-34
Vivek Subramanian	(4) 2004-08	77-43
Jose Lieberman	(4) 1999-02	66-52
Alvaro Fillol	(4) 1972-75	64-11
Carl Sundberg	(4) 2007-11	64-52
Tim Krebs	(4) 2002-06	62-39
Octavio Martinez	(4) 1973-76	57-13
Joe Globisch	(4) 1971-74	57-16
Chris Louw	(4) 1983-86	56-28
Arturo Zizold	(4) 1995-98	55-37
John Karabasz	(3) 1961-63	54-4
Christo Steyn	(4) 1981-83	54-26
Pat Cramer	(3) 1968-70	53-4
Luis Garcia	(3) 1969-71	53-6
Joaquim Rasgado	(4) 1972-75	52-17
Ian Duvenhage	(4) 1977-80	52-19
Gil Kovalski	(3) 1994-96	52-29
Hector Nieto	(4) 2006-10	52-50
Martin Kat	(4) 2021-2025	51-42

## SEASON 20-WIN CLUB

SINGLES	Season	Record
Michael Russell	1996-97	39-7
Luigi D'Agord	2005-06	36-5
Conny Falk	1990-91	36-5
Conny Falk	1989-90	33-10
Ivan Rodrigo	1996-97	30-5
Gil Kovalski	1993-94	30-11
Daniel Vallverdu	2007-08	29-9
Luigi D'Agord	2006-07	28-5
Michael Lang	2000-01	28-8
Christo Steyn	1982-83	28-9
Josh Cohen	2005-06	27-6
Henri de Wit	1982-83	27-9
Todd Widom	2002-03	27-9
Bojan Jankulovski	2017-18	27-10
Conny Falk	1988-89	27-12
Fredrik Perman	1991-92	27-12
Andrew Burrow	1984-85	27-13
Daniel DeBoer	1989-90	27-15
Wolfram Knobling	1993-94	26-5
Todd Widom	2001-02	26-6
Gil Kovalski	1994-95	26-8
Daniel Vallverdu	2006-07	26-10
Dan Martin	2021-22	25-7
Jose Lieberman	1999-00	25-7
<b>Martin Katz</b>	<b>2024-25</b>	<b>25-10</b>
Mike Robertson	1982-83	24-8
Eric Hechtman	2005-06	24-9
Tim Krebs	2005-06	24-9
Steve Kennedy	1985-86	24-9
Christian Langmo	2017-18	24-14
Max Andrews	2015-16	24-15
Jaime Fillol	1966-67	23-1
Pat Cramer	1968-69	23-1
Luis Garcia	1968-69	23-1
Tymen Leisink	1993-94	23-7
Raymond Schot	1993-94	23-8
Keith Crowley	2008-09	23-9
Ignacio Taboada	2008-09	23-12
Josh Cohen	2004-05	23-12
Johan Donar	1988-89	23-12
Daniel DeBoer	1990-91	23-13
Eddie Dibbs	1969-70	22-1
John Karabasz	1960-61	22-2
Craig Campbell	1982-83	22-5
Michael Lang	1999-00	22-5
Christo Steyn	1981-82	22-7
Johan Lindqvist	1997-98	22-8
Johan Lindqvist	1999-00	22-8
Colin Purcell	2003-04	22-8
John Hoyes	2005-06	22-10
Eric Hechtman	2002-03	22-10
Johan Lindqvist	2000-01	22-10
Tonny Pieterman	1992-93	22-10
Eduardo Pavia	2010-11	22-12
<b>Nacho Serra Sanchez</b>	<b>2022-23</b>	<b>22-13</b>
Dan Martin	2022-23	22-14
Daniel DeBoer	1988-89	22-14
Andrew Burrow	1985-86	22-18
Ian Duvenhage	1976-77	21-2
Pat Cramer	1967-68	21-2
Craig Campbell	1982-83	21-5
Gus Firchardt	1983-84	21-7
Gus Firchardt	1984-85	21-8

Josh Cohen	2003-04	21-9
Pieter Aldrich	1983-84	21-9
Johan Donar	1986-87	21-9
Martin Katz	2023-24	21-10
Adria Soriano Barrera	2017-18	21-10
Chris Louw	1983-84	21-10
David Simon	2009-10	21-10
Diego Soto	2011-12	21-11
<b>Antonio Prat</b>	<b>2022-23</b>	<b>21-12</b>
Josh Cohen	2006-07	21-12
Andrew Burrow	1986-87	21-12
Jose Lieberman	1998-99	21-13
Jose Lieberman	2000-01	21-14
John Karabasz	1962-63	20-0
Joaquim Rasgado	1974-75	20-5
Carl Sundberg	2008-09	20-7
Pietro Pennisi	1989-90	20-7
Eric Hechtman	2003-04	20-10
Manuel Rodriguez	1984-85	20-10
Dean Cohen	1991-92	20-10
Carl Sundberg	2010-11	20-11
Leo Bierbaum	2022-23	20-13
Chuck Willenborg	1985-86	20-13
Piotr Lomacki	2015-16	20-14
Gabriel Flores	2010-11	20-14
Dean Cohen	1990-91	20-14

DOUBLES	Season	Record
Alvaro Fillol	1975-76	28-3
David Rosenfeld	2007-08	27-8
Daniel Vallverdu	2007-08	27-10
John Eagleton	1975-76	26-2
Carl Sundberg	2007-08	26-12
Christian Langmo	2017-18	25-12
Eric Hechtman	2004-05	25-14
Luigi D'Agord	2006-07	24-8
Eric Hechtman	2005-06	24-9
Josh Cohen	2004-05	24-14
John Geraghty	1976-77	23-3
John Eagleton	1976-77	23-3
John Karabasz	1960-61	22-1
Luigi D'Agord	2006-07	22-8
Josh Cohen	2006-07	22-9
Robert Bossong	1960-61	21-1
Daniel Vallverdu	2005-06	21-6
Joel Berman	1999-00	21-8
Chris Louw	1983-84	21-8
Pieter Aldrich	1983-84	21-8
Dane Dunlap	2017-18	21-9
Michael Russell	1996-97	21-11
Tim Krebs	2005-06	21-12
Gil Kovalski	1995-96	21-15
Dan Martin	2022-23	20-7
Andrew Burrow	1984-85	20-7
Jorge Carvalho	1996-97	20-8
Dan Martin	2021-22	20-10
Michael Lang	2000-01	20-10
Jose Lieberman	2000-01	20-10
David Simon	2009-10	20-12
Colin Purcell	2003-04	20-12

# AWARDS & ACCOLADES

## NATIONAL ACCOLADES

### ALL-AMERICANS (53)

<i>Name</i>	<i>Team/Singles/Doubles</i>	<i>Year</i>
Francisco Pancho Segura		1943
Francisco Pancho Segura		1944
Francisco Pancho Segura		1945
David Harum	Second Team	1957
Johann Kupferberger	Second Team	1957
Jerry Moss	First Team	1958
Allen Quay	Second Team	1958
Jerry Moss		1959
John Skogstad	Third Team	1960
John Karabas	Second Team	1961
John Skogstad	Second Team	1961
John Karabas	Second Team	1962
Rod Mandelstam	First Team	1962
John Karabas	Second Team	1963
Rod Mandelstam	Second Team	1963
John Hammill		1963
Rod Mandelstam	Second Team	1964
Mike Belkin	First Team	1965
Jaime Fillol	Second Team	1966
Jaime Fillol	First Team	1967
Pat Cramer		1968
Jaime Fillol		1968
Pat Cramer		1969
Luis Garcia		1969
Pat Cramer		1970
Luis Garcia		1970
Eddie Dibbs		1971
Luis Garcia		1971
Raz Reid		1971
Eddie Dibbs		1972
Raz Reid		1972
Joaquim Rasgado		1974
Alvaro Fillol		1975
Joaquim Rasgado		1975
John Eagleton		1976
Tavo Martinez		1976
John Eagleton		1977
John Geraghty		1977
Christo Steyn	Singles	1982
Christo Steyn	Singles	1983
Andrew Burrow	Singles	1987
Johan Donar	Singles	1987
Johan Donar	Singles	1988
Johan Donar		1989
Conny Falk		1989
Johan Donar	Singles/Doubles	1990
Conny Falk	Singles/Doubles	1990
Conny Falk	Singles	1991
Srjdan Muskatirovic	Singles	1994
Gil Kovalksi	Doubles	1995
Srjdan Muskatirovic	Singles/Doubles	1995
Ivan Rodrigo	Singles	1997

Mike Russell	Singles	1997
Todd Widom	Singles	2002
Todd Widom	Singles	2003
Luigi D'Agord	Singles/Doubles	2006
Daniel Vallerdu	Doubles	2006
Josh Cohen	Doubles	2007
Luigi D'Agord	Singles/Doubles	2007
Daniel Vallerdu	Singles	2007
Carl Sundberg	Doubles	2008
Daniel Vallerdu	Singles/Doubles	2008
Daniel Vallerdu	Singles	2009

## ACC AWARDS

### PLAYER OF THE YEAR (2)

<i>Name</i>	<i>Year</i>
Luigi D'Agord	2006
Luigi D'Agord	2007

### FRESHMAN OF THE YEAR (1)

<i>Name</i>	<i>Year</i>
Daniel Vallverdu	2006

### COACH OF THE YEAR (1)

<i>Name</i>	<i>Year</i>
Mario Rincon	2006

## ALL-ACC TEAMS

### ALL-ACC (21)

<i>Name</i>	<i>Team</i>	<i>Year</i>
Josh Cohen		2005
Luigi D'Agord		2006
Eric Hechtman		2006
John Hoyes		2006
Daniel Vallverdu		2006
Luigi D'Agord		2007
Daniel Vallverdu		2007
Daniel Vallverdu		2008
Carl Sundberg		2009
Daniel Vallverdu		2009
Omar Aly	Second Team	2014
Piotr Lomacki	Second Team	2016
Piotr Lomacki	Second Team	2017
Adria Soriano Barrera	Second Team	2018
Bojan Jankulovski	Third Team	2018
Christian Langmo	Third Team	2018
Adria Soriano Barrera	Second Team	2019
Bojan Jankulovski	Third Team	2021
Adria Soriano Barrera	First Team	2021
Dan Martin	First Team	2022
Dan Martin	First Team	2023
Martin Katz	Second Team	2025

# AWARDS & ACCOLADES

## ALL-ACC ACADEMIC TEAM

<i>Name</i>	<i>Year</i>
Eric Hechtman	2006
Daniel Vallverdu	2006
Daniel Vallverdu	2007
Daniel Vallverdu	2008
J.C. Whitney	2008
Christian Blocker	2009
Christian Blocker	2010
David Simon	2010
Christian Blocker	2011
Wilfredo Gonzalez	2013
Omar Aly	2014
Gabriel Flores	2014
Wilfredo Gonzalez	2014
Kevin Bondar	2015
Wilfredo Gonzalez	2015
Kevin Bondar	2016
Max Andrews	2017
Kevin Bondar	2017
Dane Dunlap	2017
Francisco Bastias	2019
Franco Aubone	2019
Franco Aubone	2021
Benjamin Hannestad	2021
Bojan Jankulovski	2021
Bojan Jankulovski	2022
Martin Katz	2022
Dan Martin	2022
Franco Aubone	2023
Leo Bierbaum	2023
Juan Martin Jalif	2023
Martin Katz	2023
Dan Martin	2023
Sam Baumgartner	2024
Adrien Burdet	2024
Martin Katz	2024
Vladislav Melnic	2024
Jules Garot	2025
Martin Katz	2025
Antonio Prat	2025
Mehdi Sadaoui	2025

## BIG EAST CONFERENCE AWARDS

### MOST OUTSTANDING PERFORMER

<i>Name</i>	<i>Year</i>
Gil Kovalski	1996
Michael Russell	1997
Rudy Rake	1998
Michael Lang	2001
Todd Widom	2002
Todd Widom	2003

# A HISTORY OF EXCELLENCE

The University of Miami tennis program is one of the most successful in the country. The storied history of Hurricane tennis has been highlighted by one of the best dual match records in collegiate sports.

Since 1930 the Hurricanes have compiled a record of 1,198-455-9 for a .725 winning percentage. In fact, from 1957-1964, the Hurricanes rolled up 137 consecutive dual match victories, one of the most impressive winning streaks in collegiate athletics.

Through the years, the Hurricanes have also produced winning streaks of 72 and 57 straight dual match victories and have fielded only seven non-winning seasons since 1950.

The program's presence on a national level has been quite dominating as the Hurricanes have qualified for the NCAA Championships 29 times since 1977.

The University of Miami tennis program officially became a member of the BIG EAST Conference in 1991 and went on to dominate the league during its tenure, winning the BIG EAST title eight times.

Miami then joined the Atlantic Coast Conference in 2004-05. The Hurricanes quickly rose to the top of the ACC ranks and in 2006, won a share of the regular-season title, while producing the league's Coach, Player and Freshman of the Year for the first time in conference history.

Throughout its history, the Hurricanes have produced great players, collecting four NCAA Championship singles titles and producing 28 All-Americans (52 selections) including Johan Donar (1987-89), Luigi D'Agord (2006-07), and Daniel Vallverdu (2006-08), UM's only four-time tennis All-American.

Three players have achieved the coveted No. 1 national ranking - Francisco "Pancho" Segura in 1936 and 1937, Conny Falk in 1990 and Srđan Muskatirovic in 1994.

Francisco "Pancho" Segura was the forerunner of the brilliant success of the program becoming one of the only two players to win three consecutive NCAA Singles Championships (1943-44-45). He captured his fourth NCAA Championship title, pairing with Thomas Burke to win the 1945 doubles championship.

All-Americans Pat Cramer and Luis Garcia brought home the second NCAA doubles title in 1970, while another All-American, Andrew Burrow, delivered the Hurricanes fourth single crown in 1987, defeating Michigan's Dan Goldberg in the title match.



# I37: A LOOK BACK ON MIAMI'S WIN

In 1957, one of the more amazing streaks in collegiate athletics ended, the University of Miami's 137-match win streak in men's tennis.

The streak began the third match into the 1957 season with a 7-2 win over Presbyterian (S.C.). Seven years and 137 wins later it ended with a 5-4 loss to Princeton in the third to last match of the '64 campaign. This remarkable string of victories actually came on the heels of a 72-match win streak, giving the program a 209-1 record over the course of a decade.

Bill Lufler and Dale Lewis were the two men who coached the Hurricanes during this era. Lufler was coach for the first 20 victories and retired at the end of the '57 season. He started at Miami in '49 and also coached win streaks of 59 and 72 during his eight-year stint there. Lewis, who would coach through the '79 season, was at the helm for victories 21-137.

Both coaches are now in the Intercollegiate Tennis Association (ITA) Men's Hall of Fame where there is a permanent display commemorating the streak they collaborated on. There's no better authority on college tennis than Dan Magill, the legendary Georgia coach for 34 years and ITA Hall of Fame curator, who calls the win streak "virtually unbreakable."

Magill, who coached Georgia to the '85 and '87 NCAA titles, lost to Miami six times during the streak, but was indirectly involved with it ending. "I can remember the streak ending well because my son, Ham, was on the Princeton team that ended it on those red clay courts in Coral Gables."

## KEYS TO SUCCESS

Dave Harum was on the '57 Hurricane team that started the streak. Harum, an architect in Key Largo, Fla., who has designed several tennis facilities, including Miami's, credits much of his team's success to the atmosphere Coach Lufler fostered. "Bill Lufler kept us in a highly-competitive state," remembers Harum, an All-American in '57. "He was always 'sicking' us on one another during practice and that competitiveness would carry over to the matches."

Another Miami All-American John Skogstad (1960-61) credits some of the program's success to geography. "One of the keys to our success was being in South Florida," says Skogstad, who played a year at Baylor before transferring. "There was an abundance of organized tournaments throughout the year with great competition for us against college and pro players."

## CHANGES IN THE NCAA FORMAT

How safe is this streak in tennis? In terms of NCAA Division I men's tennis it does appear unbreakable. It was the change to the NCAA championship format in 1977 that makes 137 in a row hard to top. Prior to '77 the NCAA Championships consisted of singles and doubles tournaments where schools received points towards an overall team score based on their players advancement in the singles and doubles draws. Starting in '77 a 16-school dual match tournament was added and used to determine the team champion. Since '77 only four teams have gone through a season unbeaten.

## EAST VS. WEST

While Miami was piling up the wins, Southern California and UCLA were piling up the titles. USC and UCLA finished either first or second in the final NCAA tournament point standings every year from 1960-64. Miami finished fourth at the NCAA tournament four straight years from 1960-63 and tied for 13th in '64.

But doing well in the NCAA tournament didn't necessarily translate to doing well in the team format and vice versa. Skogstad and Harum both felt their Hurricane teams could have challenged the powerhouses in the West.

"Miami was the best in the East during this time, but unfortunately we did not go West and play UCLA or USC," Harum says. "All we could do was wonder. It would have been terrific to play them and I think we would have had very competitive matches."

"The prevailing thought was that we had a chance to beat those teams," says Skogstad, who lives in Atlanta and is in the steel industry. "We could have played with them on the (clay) courts and they'd have the advantage on the hard courts."

In addition to Skogstad and Harum, seven other players on those Miami teams, which actually had its best NCAA showing of second place in '65, earned All-America honors: Ed Rubinoff, Johann Kupferberger, Jerry Moss, Allen Quay, John Karabasz, Rod Mandelstam and John Hammill, who later coached the Hurricanes.

Miami's run came during a magical era for collegiate tennis. A sampling of the great players during this 1957-64 era includes: Barry McKay (Michigan), Crawford Henry (Tulane), Donald Dell (Yale), Alex Olmedo (USC), Allen Fox (UCLA), Larry Nagler (UCLA), Ramsey Earnhart (USC), Rafael Osuna (USC), Marty Riessen (Northwestern), Dennis Ralston (USC), Arthur Ashe (UCLA), Charles Passarell (UCLA) and Bill Bond (USC).

— by Casey Angle  
(originally published on College Tennis Online, 3/8/04)

# MIAMI GREAT: GARDNAR MULLOY

Gardnar Mulloy. Although the name might not be familiar to the current crop of Miami tennis players, they might not be Hurricanes if not for this man.

A Miami native, Mulloy organized the first University of Miami men's tennis team in 1935 and went on to great success as a tennis professional.

In 1939, he won his first U.S. Championship with his father in the Father and Sons doubles, but it certainly was not his last title. Teaming up with Bill Talbert, the duo was ranked No. 1 and won US Open doubles titles in 1942, 1945, 1946 and 1948. Pairing with Budge Patty in 1957, he set the record as the oldest player to have won men's doubles at Wimbledon. One year earlier, he advanced to the finals of mixed doubles at Wimbledon with Althea Gibson.

In addition, Mulloy was ranked among the world's top 10 in singles play for 14 years — including a No. 1 world ranking in 1952. He helped the United States win three Davis Cup trophies — in 1946, 1948 and 1949 — and played for the US in 12 Davis Cup ties.

The tennis legend won a men's record 122 national and 19 international tennis titles and has won the World Senior Championship three times.

Mulloy has been inducted into nine sports hall of fames, including the International Tennis Hall of Fame in 1972.

In 2013, the City of Miami renamed a section of road near the 99-year-old's longtime home in Spring Gardens, calling it "Gardnar Mulloy Way."

In September of 2015, Mulloy was awarded the French Legion of Honour, the highest distinction in France, by the consulate general of France.

The French Legion of Honour, or in full the National Order of the Legion of Honour, was founded by Napoleon Bonaparte in 1802 to recognize eminent accomplishments of service to France.

In his late 20s, Mulloy served in the navy four years during World War II, earning the rank of lieutenant and commanding officer of a tank-landing ship, the USS Alameda County. His ship participated in the invasion of Southern France in August 1944.

Mulloy, who earned both his undergraduate and law degrees from the University of Miami, played football and boxed for the Hurricanes before starting the tennis program. As the head coach, he recruited Pancho Segura, a three-time NCAA singles champion.