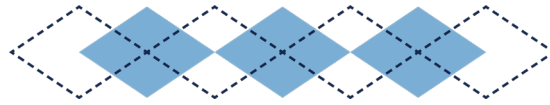


# CAROLINA™

## 2025-26 WOMEN'S BASKETBALL GAME NOTES

1994 NATIONAL CHAMPIONS « 3 FINAL FOURS « 19 SWEET SIXTEENS « 32 NCAA TOURNAMENTS



### 2025-26 SCHEDULE

13-5 OVERALL, 2-3 ACC  
7-2 HOME « 2-2 AWAY « 4-1 NEUTRAL

Jan. 15 • 7:00 P.M. ET • Chapel Hill, N.C.



#### RV/No. 23 North Carolina Tar Heels

(13-5, 2-3 ACC)

Head Coach: Courtney Banghart (Dartmouth, 2000)

Record at North Carolina: 138-69 (7th season)

Career Record: 392-172 (19th season)



#### Miami Hurricanes

(11-6, 3-3 ACC)

Head Coach: Tricia Cullop (Purdue, 1993)

Record at Miami: 25-21 (2nd season)

Career Record: 501-300 (26th season)

#### VENUE

Carmichael Arena (6,319)

#### ALL-TIME SERIES

32nd Meeting - UNC Leads 17-14

Last: W, 69-60

12/29/24 - In Coral Gables

#### GAME COVERAGE

TV: ACC Network Extra

PxP: Nick Klos

Analyst: Joel James

Sideline: Olivia Mundorf

Radio: Tar Heel Sports

Network, WCHL 97.9/1360

• Matt Krause

### TIPPING OFF

• Returning to Carmichael Arena, Carolina hosts the Miami Hurricanes on Thursday night. In the last six meetings between the programs, the series is split even at 3-3.

• Starting Atlantic Coast Conference play on a high note, Nyia Harris has posted double-figures in scoring in each of five league games this year. Harris is the first Tar Heel to start ACC action on a five-game scoring streak since Alyssa Ustby did so in 2022-23.

• Harris is also on the verge of accomplishing a career milestone, only 20 points away from reaching 1,000 in her career. This season, Harris has been averaging 10.8 points per game for the Tar Heels and 15.0 points per game in league play.

• Carolina's reserves remain effective, averaging 29.1 points per game to rank second overall in the ACC and 16th nationally.

### BY THE NUMBERS

10

» Steals by Indya Nivar against South Dakota State, matching the program record set by Pam Leake in 1985. Nivar's steals are the second-most by any ACC player in a game this year.

24

» Sharing is caring as Carolina dished out a season-high 24 assists in the win at Boston College. Lanie Grant led all with a career-high five helpers.

51

» Showing up and showing out in Chestnut Hill, Carolina came away with the 90-39 win at Boston College for its largest win over an ACC foe in program history.

### NAMES TO KNOW



0

#### LANIE GRANT

G • 5-9 • Sophomore  
Midlothian, Va. • James River

PTS	REB	AST	STL	FG%	FT%
8.9	1.3	2.6	0.8	.426	.800



2

#### NYLIA HARRIS

F • 6-2 • Senior  
Orlando, Fla. • Louisville

PTS	REB	AST	STL	FG%	FT%
10.8	6.3	1.0	1.0	.593	.692



17

#### ELINA AARNISALO

G • 5-10 • Sophomore  
Helsinki, Finland • UCLA

PTS	REB	AST	STL	FG%	FT%
10.1	2.9	2.6	1.2	.503	.810



21

#### CIERA TOOMEY

F • 6-4 • Redshirt-Sophomore  
Dunmore, Pa. • Dunmore

PTS	REB	AST	STL	FG%	FT%
11.1	6.8	1.6	0.7	.599	.676



24

#### INDYA NIVAR

G • 5-10 • Senior  
Apex, N.C. • Stanford

PTS	REB	AST	STL	FG%	FT%
11.2	5.1	3.5	3.3	.471	.549

Date	Opponent	Time/Result
Nov. 3	NC CENTRAL (ACCNX)	W, 90-42
Nov. 6	ELON (ACCNX)	W, 71-37
<b>WBCA Challenge - Las Vegas, Nev.</b>		
Nov. 13	vs. No. 3 UCLA (ESPN2)	L, 60-78
Nov. 15	vs. Fairfield (ESPN+)	W, 82-68
Nov. 20	at N.C. A&T (FloCollege)	W, 85-50
Nov. 23	UNCG (ACCN)	W, 94-48
<b>2025 Cancun Challenge - Cancun, Mexico</b>		
Nov. 27	vs. South Dakota St. (FloCollege)	W, 83-48
Nov. 28	vs. Kansas State (FloCollege)	W, 85-73
Nov. 29	vs. Columbia (FloCollege)	W, 80-63
<b>SEC/ACC Challenge - Austin, Texas</b>		
Dec. 4	at No. 2 Texas (ESPN2)	L, 64-79
Dec. 7	BOSTON UNIVERSITY (ACCN)	W, 82-40
Dec. 14	No. 22 LOUISVILLE* (ACCN)	L, 66-76 OT
Dec. 17	UNCW (ACCN)	W, 84-34
Dec. 21	CHARLESTON SOUTHERN (ACCNX)	W, 93-74
Dec. 29	at Boston College* (ACCN)	W, 90-39
Jan. 1	CALIFORNIA* (ACCN)	W, 71-55
Jan. 4	STANFORD* (ESPN)	L, 71-77 OT
Jan. 11	at Notre Dame* (ESPN)	L, 50-73
Jan. 15	MIAMI* (ACCNX)	7 p.m.
Jan. 18	at Florida State* (The CW)	2 p.m.
Jan. 22	at Georgia Tech* (ACCN)	8 p.m.
Jan. 25	SYRACUSE* (The CW)	2 p.m.
Feb. 2	at NC State* (ESPN2)	6 p.m.
Feb. 5	CLEMSON* (ACCN)	6 p.m.
Feb. 8	at Wake Forest* (ACCN)	2 p.m.
Feb. 12	SMU* (ACCN)	6 p.m.
Feb. 15	at Duke* (ABC)	1 p.m.
Feb. 19	at Virginia Tech* (ACCN)	6 p.m.
Feb. 22	PITTSBURGH* (ACCN)	Noon
Feb. 26	at Virginia* (ACCNX)	7 p.m.
March 1	DUKE* (ESPN)	Noon

#### 2026 ACC Women's Basketball Tournament

March 4-8 Duluth, Ga.

**BOLD** home game at Carmichael Arena  
All times Eastern and subject to change  
Rankings are AP poll at time of game

#### UNC Athletic Communications

Women's Basketball Contact: Madeline Marshall  
madeline.marshall@unc.edu | 984-363-3573

FOLLOW @UNCWBB



# BROADCAST NOTES

0		<b>LANIE GRANT</b> 5-9   So.   Midlothian, Va. PTS REB AST S FG% FT% 8.9 1.3 2.6 0.8 .426 .800	<b>LAST GAME:</b> Nine points off three made threes, added two steals. <b>NOTES:</b> 2024-25 ACC All-Freshman Team ... Appeared in all 37 games last season ... 14 games in double-figure scoring ... Scored a career-high 19 points at Louisville and against Columbia ... Skipped her senior year of high school to enroll at UNC in 2024 ... 2024 Virginia Gatorade Player of the Year.
1		<b>JORDAN ZUBICH</b> 5-11   So.   Mountain Iron, Minn. PTS REB AST S FG% FT% 2.8 0.5 0.1 0.2 .391 1.000	<b>LAST GAME:</b> -- <b>NOTES:</b> Appeared in 17 games off the bench as a freshman, four against ACC foes ... Scored a career-high eight points in opener against NC Central and at N.C. A&T ... Touted as the No. 69 player in the class of 2024 by ESPN's HoopGurlz ... Three-time all-state honoree ... Third straight player from Minnesota to wear No. 1, joining Taylor Koenen and Alyssa Ustby.
2		<b>NYLA HARRIS</b> 6-2   Sr.   Orlando, Fla.   Louisville PTS REB AST S FG% FT% 10.8 6.3 1.0 1.0 .593 .692	<b>LAST GAME:</b> Team-high 14 points and eight rebounds, added three steals. <b>NOTES:</b> Transferred to UNC following three seasons at Louisville ... Led the Cardinals last season with a .540 field goal percentage ... 2025 Cheryl Miller Preseason Watch List ... Posted a career-high 22 points as a sophomore at Syracuse ... Dad Robert played eight seasons in the NFL.
3		<b>TALIYAH HENDERSON</b> 6-1   Fr.   Vail, Ariz. PTS REB AST S FG% FT% 5.3 2.4 0.2 0.8 .655 .500	<b>LAST GAME:</b> Four points, two rebounds in 11 minutes of action as a reserve. <b>NOTES:</b> Ranked as the No. 27 player in the class of 2025 according to ESPN ... Represented Canada and started in every game at the FIBA U18 Women's AmeriCup in 2024 ... Averaged 9.5 points and 6.3 rebounds per game, earning a silver medal ... 2025 McDonald's All-America Nominee.
4		<b>LAILA HULL</b> 6-1   R-So.   Zionsville, Ind. PTS REB AST S FG% FT% 4.3 2.0 0.9 0.6 .403 .667	<b>LAST GAME:</b> One block and one rebound in three minutes. <b>NOTES:</b> Came off the bench in 23 games as a redshirt freshman ... Scored a career-best 14 points at N.C. A&T and against Fairfield, draining four threes ... Earned All-ACC Academic Team honors ... Named Indiana Miss Basketball and Indiana Gatorade Player of the Year out of Zionsville High School ... Averaged 22.4 points and 8.3 rebounds per game as a senior.
5		<b>LIZA ASTAKHOVA</b> 6-2   Fr.   Moscow, Russia   Znaika School Russian Federation PTS REB AST S FG% FT% 1.4 0.9 0.1 0.0 .278 .000	<b>LAST GAME:</b> -- <b>NOTES:</b> Boasts professional playing experience in her home country of Russia ... Appeared in 39 games with the Russia-PBL and the Moscow Basketball Association throughout 2024-25 ... Recorded six games in double-figure scoring with Russia-PBL ... Also spent time in the Russia Superleague 1.
7		<b>NYLA BROOKS</b> 6-1   Fr.   Waldorf, Md.   Bishop Ireton PTS REB AST S FG% FT% 9.3 2.6 1.1 0.8 .412 .391	<b>LAST GAME:</b> Three rebounds and a team-high two assists. <b>NOTES:</b> ACC Freshman of the Week (11/24) ... No. 13 overall prospect in the class of 2025 according to ESPN ... 2025 McDonald's All-American, fifth under Banghart ... Participated in the 2025 Jordan Brand Classic ... 2025 Gatorade Virginia Girls Basketball Player of the Year ... Honored as the Washington Catholic Athletic Conference Player of the Year as a senior.
10		<b>RENIYA KELLY</b> 5-7   Jr.   Hoover, Ala. PTS REB AST S FG% FT% 4.4 1.9 2.5 1.3 .241 .750	<b>LAST GAME:</b> Eight points, three rebounds, two steals in a season-high 35 minutes. <b>NOTES:</b> 2024-25 All-ACC Second Team ... ACC Player of the Week (2/17) ... USBWA National Player of the Week (2/18) ... Scored a career-high 23 points in the win over No. 10 NC State ... Shot 41.2% from beyond the arc as a sophomore, ranking No. 4 in a year at UNC ... Two-time All-ACC Academic Team honoree.
15		<b>SYDNEY BARKER</b> 5-7   Jr.   Durham, N.C. PTS REB AST S FG% FT% 0.4 0.7 0.3 0.1 .222 .000	<b>LAST GAME:</b> -- <b>NOTES:</b> Joined the program as a walk-on ... Awarded a scholarship during the 2023-24 season ... Played in nine games off the bench as a sophomore... Knocked down a three against Coppin State and SMU ... Conference Player of the Year as a junior and senior at Jordan High School.
17		<b>ELINA AARNISALO</b> 5-10   So.   Helsinki, Finland   UCLA PTS REB AST S FG% FT% 10.1 2.9 2.6 1.2 .503 .810	<b>LAST GAME:</b> Seven points, one rebound, and one assist. <b>NOTES:</b> Transfer from UCLA ... Appeared in all 37 games for the Bruins during their Final Four campaign ... Tallied a career-high 19 points against Colgate ... Boasts professional experience in the Finland Korisliiga ... Represented Finland at the 2022 FIBA U18 Women's European Championships.
21		<b>CIERA TOOMEY</b> 6-4   R-So.   Dunmore, Pa. PTS REB AST S FG% FT% 11.1 6.8 1.6 0.7 .599 .676	<b>LAST GAME:</b> Two rebounds in 12 minutes of play. <b>NOTES:</b> Played in 32 games as a redshirt freshman, making one start ... Three games with five or more rebounds as a freshman ... All-ACC Academic Team ... Named Miss Pennsylvania Basketball as a senior ... Three-time all-state honoree and 3A State Player of the Year as a senior ... Is an avid golfer in addition to basketball.
24		<b>INDYA NIVAR</b> 5-10   Sr.   Apex, N.C.   Stanford PTS REB AST S FG% FT% 11.2 5.1 3.5 3.3 .471 .549	<b>LAST GAME:</b> Four points, five rebounds, three steals and a career-high three blocks. <b>NOTES:</b> Owns the second triple-double in Carolina history, scoring 14 points, adding 12 rebounds and snagging 10 steals against South Dakota State, ... North Carolina Gatorade Player of the Year and Ms. Basketball in 2021-22 ... McDonald's All-American out of Apex Friendship High School ... Sister Jasmine is a freshman guard at Campbell.
26		<b>TAISSA QUEIROZ</b> 6-1   Fr.   Belo Horizonte, Brazil PTS REB AST S FG% FT% 3.1 2.6 1.0 0.6 .500 .500	<b>LAST GAME:</b> Four points and two rebounds. <b>NOTES:</b> Early enrollee, joining the Tar Heels for the spring of 2025 ... Ranked as a four-star prospect by ESPN ... Named the San Francisco Chronicle Co-North Bay Player of the Year in 2024 ... Active with her national team, appearing in exhibition games for Brazil against the Chicago Sky and Indiana Fever ... Assisted Brazil to a bronze medal at the 2025 GloblJam.
34		<b>BLANCA THOMAS</b> 6-5   So.   Charlotte, N.C. PTS REB AST S FG% FT% 2.3 1.4 0.4 0.1 .625 .000	<b>LAST GAME:</b> Four minutes off the bench. <b>NOTES:</b> Appeared in 33 games as a freshman ... Grabbed a career-high 10 rebounds against UNCW ... 10 games with five plus rebounds ... Snagged 115 rebounds for the most by a freshman in a season since Alyssa Ustby (2020-21) ... Named the 2023 Defensive Player of the Year by the Charlotte Observer.
52		<b>NOELLE BOFIA</b> 6-4   Fr.   Phoenix, Ariz. PTS REB AST S FG% FT% -- -- -- -- -- --	<b>LAST GAME:</b> -- <b>NOTES:</b> Early enrollee, graduating from Xavier Prep early to join the Tar Heels for Spring 2026 ... Will practice with UNC the remainder of the season and redshirt ... Rated as the No. 52 overall prospect in the Class of 2026 by ESPN ... Led Xavier Prep to its first AIA Girls Open Arizona state title as a sophomore.
H C		<b>HEAD COACH COURTNEY BANGHART</b> 7th Season   Dartmouth (2000) Career Record: 392-172 UNC Record: 138-69	<b>NOTES:</b> Seventh year at the helm of North Carolina women's basketball, 19th overall as a head coach ... Spent 12 seasons at Princeton prior to joining the Tar Heels ... Boasts 14 NCAA Tournament appearances in the last 17 seasons ... 392-172 career record ... 138-69 record at North Carolina ... Two-time first-team All-Ivy selection at Dartmouth from 1997-2000.

## 2025-26 NORTH CAROLINA WOMEN'S BASKETBALL ROSTER

#	NAME	POS.	HT.	YR.	EXP.	HOMETOWN / LAST SCHOOL
0	Lanie Grant	G	5-9	So.	1L	Midlothian, Va. / James River
1	Jordan Zubich	G	5-11	So.	1L	Mountain Iron, Minn. / Mountain-Iron Buhl
2	Nyla Harris	F	6-2	Sr.	TR	Orlando, Fla. / Louisville
3	Taliyah Henderson	G	6-1	Fr.	HS	Vail, Ariz. / Salpointe Catholic
4	Laila Hull	G	6-1	R-So.	1L	Zionsville, Ind. / Zionsville
5	Liza Astakhova	F	6-2	Fr.	HS	Moscow, Russia / Russia PBL
7	Nyla Brooks	G	6-1	Fr.	HS	Waldorf, Md. / Bishop Ireton
10	Reniya Kelly	G	5-7	Jr.	2L	Hoover, Ala. / Hoover
15	Sydney Barker	G	5-7	Jr.	2L	Durham, N.C. / Jordan
17	Elina Aarnisalo	G	5-10	So.	TR	Helsinki, Finland / UCLA
21	Ciera Toomey	F	6-4	R-So.	1L	Dunmore, Pa. / Dunmore
24	Indya Nivar	G	5-10	Sr.	2L	Apex, N.C. / Stanford
26	Taissa Queiroz	G	6-1	Fr.	HS	Belo Horizonte, Brazil / Cardinal Newman
34	Blanca Thomas	C	6-5	So.	1L	Charlotte, N.C. / Charlotte Catholic
52	Noelle Bofia	F	6-4	Fr.	HS	Phoenix, Ariz. / Xavier College Preparatory

### STAFF

Courtney Banghart – Head Coach (Dartmouth, Seventh Season)  
 Joanne Aluka-White – Associate Head Coach (Middle Tennessee, Seventh Season)  
 Cory McNeill – Assistant Coach (Morgan State, Second Season)  
 Katherine Bixby - Assistant Coach (Ithaca, Second Season)  
 Daniel Metzfeld - Assistant Coach (Trinity International, Third Season)  
 Lexi Weger - Assistant Coach (Princeton, First Season)  
 Liz Roberts - General Manager (North Carolina, Sixth Season)  
 Shellie Greenman - Director of Operations (Emory and Henry, Second Season)  
 Jaelynn Murray - Assistant Director of Recruiting & Video Operations (North Carolina, Third Season)

### CLASS BREAKDOWN

Seniors (2): Nyla Harris, Indya Nivar  
 Juniors (2): Sydney Barker, Reniya Kelly  
 Sophomores (6): Elina Aarnisalo, Lanie Grant, Laila Hull, Blanca Thomas, Ciera Toomey, Jordan Zubich  
 Freshmen (5): Liza Astakhova, Noelle Bofia, Nyla Brooks, Taliyah Henderson, Taissa Quieroz

### PRONUNCIATION CHART

Elina Aarnisalo: are - KNEE - salo  
 Liza Astakhova: LEE-Zuh AHH-STASH-Koh-VUH  
 Taliyah Henderson: TUH-lee-ah  
 Laila Hull: LAY-luh  
 Reniya Kelly: ruh-NIE-uh  
 Indya Nivar: IN-dee-uh (like India) nuh-VAR  
 Taissa Quieroz: TIE-ee-SUH CUE-air-ROZ  
 Ciera Toomey: see-AIR-uh TOO-mee  
 Jordan Zubich: ZOOB-ich

Courtney Banghart: BANG-hart  
 Joanne Aluka-White: uh-LEW-kah  
 Lexi Weger: WEE-ger

## SCOUTING THE HURRICANES

In year two of the Tricia Cullop era in Coral Gables, the Hurricanes sit at 11-6 overall after coming off an 89-73 victory over Florida State at home.

Dominant in the post, Ra Shaya Kyle has tallied 12 double-doubles this season to lead the ACC and sit No. 4 nationally. Kyle's 10.3 rebounds per game sit second overall in the league.

Beyond the arc, Vittoria Blasigh is rattling off two made threes per game at a 41.7% clip. Her field goal percentage from deep sits at No. 2 in the conference.

As a team, the Hurricane defense is limiting its opponents to a mere 28.5% from three.

## SERIES BREAKDOWN

1/17/81	vs. Miami	W 75-61
11/25/83	vs. Miami	W 77-64
12/29/86	at Miami	W 89-71
2/29/88	Miami	L 69-75
3/21/92	vs. Miami	L 72-86
1/17/05	Miami	W 83-52
3/5/05	vs. Miami	W 64-57
1/9/06	at Miami	W 90-57
2/18/07	Miami	W 93-70
2/21/08	at Miami	W 79-61
2/26/09	at Miami	W 76-70
2/5/10	Miami	L 69-80
2/13/11	Miami	L 66-78
3/5/11	vs. Miami	W 83-57
1/2/12	Miami	W 65-63
2/8/12	at Miami	L 37-61
1/27/13	at Miami	W 64-62
2/2/14	Miami	L 80-83
2/22/15	at Miami	W 66-65
1/17/16	Miami	L 61-76
1/26/17	at Miami	L 88-100
2/4/18	Miami	L 72-92
1/20/19	at Miami	L 68-76
1/16/20	Miami	W 78-58
12/14/20	at Miami	L 63-67
1/10/21	Miami	L 59-69
2/6/22	Miami	W 85-38
1/5/23	at Miami	L 58-62
1/25/24	Miami	W 66-61
3/7/24	vs. Miami	L 59-60
12/29/24	at Miami	W 69-60

## SERIES NOTES...

**In Chapel Hill:** UM leads 7-6

**In Coral Gables:** Series tied 6-6

**At Neutral Sites:** UNC leads 4-2

**Longest UNC Streak:** 5 straight (1/17/05-2/21/08)

**Longest UM Streak:** 4 straight (1/17/16-1/20/19)

**Largest UNC Win:** 47 (2/6/22 - in Chapel Hill)

**Largest GT Win:** 24 (2/8/12 - in Coral Gables)

**Most UNC Points:** 93 (2/18/07 - in Chapel Hill)

**Most UM Points:** 100 (1/27/17 - in Coral Gables)

**Last 10 Meetings:** UM leads 6-4

## SERIES HISTORY VS. MIAMI

Meeting for the 32nd time, Carolina holds the narrow advantage in the series at 17-14 overall. The Tar Heels have claimed the last three meetings in Chapel Hill, despite Miami holding a 7-6 advantage in Carmichael Arena.

The last six meetings between the two programs have been even at 3-3 overall.

In last season's lone meeting, Carolina snuck out of Coral Gables with a 69-60 win over the Hurricanes. Indya Nivar posted 11 points and dished out a then-career-high of five assists.

## LAST TIME OUT

In a trip to South Bend, North Carolina could not slow down Notre Dame led by All-America guard Hannah Hidalgo, falling 73-50 on Sunday.

Finding success inside, Nyla Harris paced the Tar Heels with 14 points and eight rebounds.

Indya Nivar rejected a career-high three shots and added three steals.

## CLICKING IN CONFERENCE

Scoring in double-figures in each of five conference games, Nyla Harris is riding a career-long streak in league action.

Harris is the first Tar Heel to start off league action riding a five-game double-digit scoring streak since Alyssa Ustby did so at the start of 2022-23 ACC play.

## WELCOMING NOELLE TO THE FOLD

After graduating early from Xavier College Preparatory in Phoenix, Ariz., Noelle Bofia has joined the Tar Heels for the Spring of 2026.

A four-star recruit and rated as the No. 52 overall prospect in the Class of 2026 by ESPN, Bofia is set to redshirt and practice with the Tar heels this semester.

## BALANCE

In any given game, any Tar Heel has the chance to shine with four currently averaging double-figures in scoring for Carolina.

So far this season, eight different Tar Heels have led in scoring in a game,

## STATS STACK UP



77.8	◀	POINTS PER GAME	73.6
.471	◀	FG%	.447
.351	◀	3FG%	.285
.631		FT%	▶ .697
37.7		REBOUNDS PER GAME	▶ 38.6
16.4	◀	ASSISTS PER GAME	13.4
3.7	◀	BLOCKS PER GAME	3.1
10.7	◀	STEALS PER GAME	6.9
58.6	◀	SCORING DEFENSE	62.8
.387	◀	FG% DEFENSE	.403
.309		3FG% DEFENSE	▶ .286
+6.0	◀	REBOUND MARGIN	+5.7
1.2	◀	AST-TO RATIO	1.0

## SERIES VS. MIAMI - 32ND MEETING

**All-Time:** UNC leads 17-14  
**In Chapel Hill:** UM leads 7-6  
**In Coral Gables:** Series tied 6-6  
**Neutral Site:** UNC leads 4-2

## HONORS AND AWARDS

## NYLA BROOKS

- ACC Preseason All-Freshman
- Tamika Catchings Award Watch List
- ACC Freshman of the Week - 11/24

## LANIE GRANT

- Cancun Challenge All-Tournament Team

## NYLA HARRIS

- Miller Award Preseason Top-20 Watch List

## RENIYA KELLY

- Preseason All-ACC
- Lieberman Award Preseason Top-20 Watch List
- Naismith Award Preseason Watch List
- Ann Myers Drysdale Award Watch List

## INDYA NIVAR

- ACC Player of the Week - 12/1
- USWBA Ann Meyers Drysdale Player of the Week - 12/2
- Cancun Challenge Tournament MVP



with eight overall posting double-figure outings.

Indya Nivar and Nyla Brooks have led Carolina in scoring in five games apiece this season.

### SNEAK ATTACK

It's no secret that the Tar Heels love to defend, as UNC currently ranks No. 4 among ACC teams with an average of 10.7 steals per game.

Against Boston College, California, and Stanford, Carolina posted double-figure steals with an ACC game-high 12 steals against California. Nyla Harris led the Tar Heels with a career-high five swipes against the Bears.

### SCORING EARLY, SCORING OFTEN

With all 14 Tar Heels hitting the court at Boston College, Carolina posted an eye-popping 90 points in its win over the Eagles.

It marked the most points scored in an ACC game for UNC since 92 against Syracuse on Dec. 17, 2020. The 90 points scored in Chestnut Hill were also the most in an ACC road victory since dropping 92 at Boston College in February of 2009.

Dating back to the 2000 season, North Carolina has scored 90-plus points in an ACC game 30 times.

The 51-point victory was also Carolina's best to date of the season and its best in any ACC game in program history.

### HERE COMES RK

Working her way back from injury, Reniya Kelly is starting to find her footing as the Tar Heels enter the throes of conference play.

At Boston College, Kelly scored a season-high nine points and was all over the court with five rebounds, three assists, two steals, and one block.

She followed up her performance in Chestnut Hill with another nine points against California, adding two assists and two steals. Against Stanford, Kelly posted another nine-point outing and snagged two steals.

### PASS THE BALL

Dishing out the ball at a high rate, 24

assists at Boston College marked a new season-high for UNC. Carolina has dished out 20 or more assists in five games this season.

Lanie Grant dropped a new career-high with five assists at Boston College, while overall 11 Tar Heels dished out an assist in the road victory.

Overall, Carolina has dished out 15+ assists in 12 games this year. Indya Nivar currently paces Carolina with 3.5 dimes per game.

### STACKING WINS EARLY

Rattling off 11 wins against non-conference foes accomplished a new feat for Courtney Banghart in her time at Carolina.

It marked the first time Carolina had reached 11 wins in non-conference action in back-to-back seasons under Banghart, and the first time since the 2012-13 season.

### ALL HANDS IN

As all 14 Tar Heels entered the game against UNCW, Carolina's reserves made a strong impact against the Seahawks.

The Carolina bench posted 49 points, the most in a game this season. Averaging 29.1 points per game from its reserves, Carolina ranks No. 2 in the ACC and No. 16 nationally in bench points per game.

12 out of 13 wins this season have come when the Tar Heel bench outscores their opponent.

### COUGH IT UP

Forcing 20 or more turnovers in 10 games this season, Carolina is averaging 19.44 per game from its opponents to rank third overall in the ACC.

Last year, Carolina forced 13 teams to turnover the ball 20 or more times.

Currently, Carolina is averaging 21.0 points per game off opponent miscues.

### GLASS - CLEANED

Accumulating 54 rebounds against UNCW set a new season-high off the glass for the Tar Heels. Carolina also earned its second game of the season

## UNC'S TOP 25 CAREER SCORERS

1.	Ivory Latta (2004-07).....	2,285
2.	Tracy Reid (1995-98).....	2,200
3.	Tonya Sampson (1991-94).....	2,143
4.	Charlotte Smith (1992-95).....	2,094
5.	Pam Leake (1983-86).....	2,001
6.	Tresa Brown (1981-84).....	1,931
7.	Erlana Larkins (2005-08).....	1,927
8.	Deja Kelly (2021-2024).....	1,858
9.	Nikki Teasley (1998-00, 2002).....	1,822
10.	Kathy Crawford (1980-83).....	1,806
11.	Chanel Wright (1996-99).....	1,805
12.	Alyssa Ustby (2021-25).....	1,791
13.	LaQuanda Barksdale (1998-01).....	1,787
14.	Dawn Royster (1984-87).....	1,778
15.	Camille Little (2004-07).....	1,773
16.	Janelle Bailey (2018-21).....	1,724
17.	Marion Jones (1994-95, 1997).....	1,716
18.	Italee Lucas (2008-11).....	1,703
19.	Coretta Brown (2000-03).....	1,687
20.	Rashanda McCants (2006-09).....	1,609
21.	Bernadette McGlade (1977-80).....	1,604
22.	Jamie Cherry (2015-18).....	1,600
23.	Stephanie Watts (2016-19, 2021).....	1,595
24.	Cetera DeGraffenreid (2008-11).....	1,562
25.	Kathy Wilson (1985-88).....	1,551

with a rebounding margin of +20, with a margin of +25 over the Seahawks.

Under Banghart, Carolina has tallied 10 total games with 50 or more rebounds.

### LOCK DOWN DEFENSE

Aggressive defense is a focal point under head coach Courtney Banghart, and her teams have proven so.

In year seven of the Banghart era, the Tar Heels have held 50 opponents under the 50-point threshold. This

## UNC IN WINS VS. LOSSES

Category	Wins	Losses
Scoring	83.8	62.2
Scoring Defense	51.6	76.6
Scoring Margin	+32.2	-14.4
FG%	.498	.392
3PT%	.371	.287
FT%	.616	.667
Opp. FG%	.355	.455
Opp. 3PT%	.297	.340
Rebounds	39.9	32.0
Reb. Margin	+11.4	-8.0
Assists	18.6	10.8
Steals	12.2	6.6
Blocks	3.8	3.6
Turnovers	12.5	16.4
Turnovers Forced	21.3	14.6

## UNC IN THE RANKINGS

UNC Team	NCAA	ACC
Scoring offense - 77.8.....	37	3
Scoring defense - 58.6.....	63	6
Scoring margin - 19.3.....	30	3
Rebounds per game - 37.72.....	159	13
Rebounding margin - 6.0.....	60	8
Assist-turnover ratio - 1.21.....	29	4
Assists per game - 16.4.....	45	6
Turnover margin - 5.83.....	33	2
Turnovers per game - 13.6.....	39	6
Blocks per game - 3.7.....	104	11
Steals per game - 10.7.....	51	4
FG percentage - 47.1.....	20	2
3FG percentage - 35.1.....	43	2
FT percentage - 63.1.....	333	18
FG percentage defense - 38.7.....	130	10
3FG percentage defense - 30.9.....	217	12
Offensive reb per game - 12.5.....	151	8
Defensive reb per game - 25.2.....	189	15
3PT FG per game - 8.1.....	48	4

### UNC Individuals NCAA Top 100

**Nyla Brooks**  
Three Point Percentage - 41.4 ..... 43

**Indya Nivar**  
Steals - 59..... 11  
Steals per game - 3.28..... 18  
Triple Doubles - 1 ..... 2

**Ciera Toomey**  
Blocks - 27..... 49  
Blocks per game - 1.50..... 68

### ACC Top 15

**Nyla Brooks**  
Three Point Percentage - 41.4 ..... 4  
Three Pointers - 36 ..... 6  
Three Pointers per Game - 2.00..... 9

**Indya Nivar**  
Assists - 63..... 12  
Steals - 59..... 2  
Steals per game - 3.28 ..... 3  
Triple Doubles - 1..... 1

**Ciera Toomey**  
Blocks - 27..... 6  
Blocks per game - 1.50..... 6  
Rebounds per game - 6.8 ..... 15

\*NCAA rank among all current DI players  
as of 1/13/26.

season, UNC has kept seven opponents  
under the mark.

The Tar Heels are 48-2 under Banghart  
when holding opponents to fewer than 50  
points.

By limiting Boston College to 39 points,  
Carolina has now held 15 teams under  
Banghart below the 40-point threshold.

### HENDERSON STAYING HOT

Growing into her role during her freshman  
campaign, Taliyah Henderson found her  
footing against Boston University and  
UNCW.

The Vail, Ariz., native posted back-to-back  
double-figure outings for the first time  
in her career against BU and Louisville.  
Against Boston University, she also added  
a career-high four steals.

### BOUNCE BACK

This season, Carolina is 3-1 in its next game  
when coming off a loss.

Overall, the Tar Heels are 37-25 under  
Courtney Banghart off a loss and 27-12  
since the start of the 2021-22 season.

### NO SHOTS HERE

Limiting Boston University and Boston  
College to a mere 13 made field goals  
marked the fewest allowed in a game by  
the Tar Heels this season.

Carolina limited UNCW to only four points  
in the fourth quarter, the lowest by any  
opponent in a quarter this year.

In the second quarter at Boston College,  
UNC held the Eagles to only five points, the  
fewest by an ACC team this season.

### KEEPING ALL INVOLVED

Already proving to be one of Carolina's  
best offenses under Courtney Banghart,  
Carolina's scoring options are plentiful, as  
eight different Tar Heels have recorded  
double-figure games.

Nine out of 13 of Carolina's wins this  
season have come when four or more Tar  
Heels record double-figures in scoring.

Indya Nivar paces this trend, scoring 10  
or more points in 15 out of 18 games this  
season.

### STEALS ON STEALS ON STEALS

Always having her eye on the ball, Indya  
Nivar has proven to be one of the most  
tenacious defenders in the

## AP TOP-25 - JAN. 12

Rank	Team (1st-Place)	W-L	Points	Last
1	UConn (32)	17-0	800	1
2	South Carolina	17-1	748	3
3	UCLA*	15-1	734	4
4	Texas*	18-1	710	2
5	Vanderbilt	17-0	671	7
6	LSU	16-2	598	12
7	Kentucky	16-2	583	6
8	Michigan	14-2	574	9
9	Louisville*	16-3	550	10
10	TCU	16-1	497	13
11	Iowa	14-2	406	14
12	Maryland	16-2	403	8
13	Oklahoma	14-3	401	5
14	Ohio State	15-2	391	19
15	Michigan State	16-1	383	15
16	Ole Miss	16-3	365	18
17	Texas Tech	18-0	323	17
18	Baylor	15-3	289	16
19	Iowa State	14-3	205	11
20	Tennessee	12-3	197	20
21	Alabama	16-1	141	21
22	Princeton	14-1	116	24
23	Notre Dame*	12-4	65	NR
24	Nebraska	14-3	48	25
25	Illinois	14-3	43	NR

\*Denotes UNC Opponent

Receiving Votes: West Virginia 41, Duke 41, **North Carolina 21**, Minnesota 12, Washington 11, Stanford 10, Utah 8, Southern Cal 4, Rhode Island 4, Georgia 3, Oregon 2, NC State 2.

## USA TODAY-WBCA COACHES TOP-25 JAN. 13

Rank	Team (1st-Place)	W-L	Points	Last
1	UConn (31)	17-0	775	1
2	South Carolina	17-1	733	3
3	UCLA*	15-1	705	4
4	Texas*	18-1	683	2
5	Vanderbilt	17-0	654	6
6	LSU	16-2	574	12
7	Michigan	14-2	565	9
8	TCU	16-1	545	10
9	Kentucky	16-2	513	7
10	Louisville*	16-3	499	11
11	Maryland	16-2	428	8
12	Oklahoma	14-3	407	5
13	Iowa	14-2	402	14
14	Michigan State	16-1	376	15
15	Ohio State	15-2	340	19
16	Ole Miss	16-3	339	17
17	Baylor	15-3	289	16
18	Texas Tech	18-0	275	20
19	Iowa State	14-3	212	13
20	Tennessee	12-3	205	22
21	Alabama	17-1	179	24
22	Notre Dame*	12-4	94	25
23	North Carolina	13-5	77	18
24	Princeton	14-1	76	NR
25	West Virginia	14-3	42	NR

\*Denotes UNC Opponent

Others receiving votes: Illinois (14-3) 24; Nebraska (14-3) 21; Southern California (10-6) 19; Washington (12-4) 12; Duke (11-6) 5; Oklahoma State (14-4) 2; Oregon (14-4) 2; Arizona State (16-2) 1; Minnesota (12-4) 1; South Dakota State (13-4) 1.

nation.

Nivar currently ranks No. 11 overall nationally with a total of 59 steals and No. 18 with 3.28 steals per game. She's snagged three or more steals in 11 total games this season.

GOING STREAKING

Riding a 34-game home win streak against unranked non-conference opponents, Carolina took care of business and earned wins.

During this streak, Carolina boasts a margin of victory of 38.3 points in the 34 consecutive wins dating back to 2019.

THRIVING IN PARADISE

Rattling off three wins in three days at the 2025 Cancun Challenge, North Carolina picked up its second straight multi-team event title and its fifth under Banghart.

Indya Nivar took home Cancun Challenge Tournament MVP honors, while Lanie Grant earned a spot on the All-Tournament Team.

NOTHING BUT NET

In the first edition of the 2025-26 NCAA Women's Basketball NET, North Carolina came in at No. 13 overall.

The Tar Heels have already earned two quad-two wins this season, defeating No. 47 Fairfield and No. 50 South Dakota State. Going into Thursday against the Hurricanes, Carolina sits at No. 26 overall in the NET.

CAN'T STOP HER

In Cancun, Indya Nivar stuffed the stat sheet and averaged 12.7 points, 6.7 rebounds, 6.7 steals, and 6.0 assists per game while shooting 56.3% from the floor.

Nivar is the first player in the Banghart era to snag four or more steals in three straight games.

Her seven assists against Kansas State were the most by any Tar Heel in a single game this season and set a new career high for the senior.

Her play in Cancun earned her ACC Player of the Week honors for the first time in her career. Reniya Kelly joins her as the only two active Tar Heels to earn the distinction.

THREES ON THREES ON THREES

When Carolina shoots from beyond the

arc, there's a high chance it's going in. Against Kansas State, the Tar Heels knocked down 14 made triples.

The mark tied the program record, which had been previously set 11 times. Knocking down 14 triples against the Wildcats marked the third time under Banghart in which Carolina reached the threshold.

Carolina's performance against Kansas State from deep also set a new standard. With four straight games with 10 or more triples, it's the first time in available program records that Carolina has achieved the feat.

This season, Carolina has already knocked down 10-plus triples in eight games. Carolina has already matched last season's mark of eight games with double-figure triples.

One of the best three-point shooting teams nationally, Carolina ranks second in the ACC from beyond the arc at a 35.1% clip and ranks fourth with 8.1 triples per game.

HISTORY - WRITTEN

In a historic performance, Indya Nivar's triple-double of 13 points, 12 rebounds, and 10 steals marked the second triple-double in the rich history of Carolina women's basketball.

Nivar joins former teammate Alyssa Ustby as the only two Tar Heels to achieve the feat.

Her 10 steals also etched her name again in the Carolina record books, matching the program single-game record set by Pam Leake in 1985.

Nivar is the second ACC player to record a triple-double this season, and the 50th in the history of the conference.

By recording a triple-double with steals, Nivar is the fourth to accomplish the feat in the history of the league.

RUNNING DEEP

Depth is a huge factor for the Tar Heels this season, as they currently average 29.1 points per game from their reserves. Carolina's bench scoring ranks No. 146 nationally and second overall in the ACC.

Coming off the bench, Nyla Brooks leads the reserves with 9.3 points per game.

SUPERLATIVES

**BIGGEST NORTH CAROLINA LEAD:**  
53 (4Q, 0:48 - at Boston College - 12/29/25)

**BIGGEST NORTH CAROLINA DEFICIT:**  
29 (4Q, 8:00 - at Notre Dame - 1/11/26)

**BIGGEST NORTH CAROLINA LEAD IN A LOSS:**  
7, 2x, last (2Q - 2:46 - Stanford - 1/4/26)

**BIGGEST NORTH CAROLINA DEFICIT IN A WIN:**  
9 (1Q - 2:17 vs. Fairfield - 11/15/25)

**BIGGEST NORTH CAROLINA HALFTIME LEAD:**  
32 (NC Central - 11/3/25)

**BIGGEST NORTH CAROLINA HALFTIME DEFICIT:**  
9 (at Texas - 12/4/25)

**BEST NORTH CAROLINA 1ST HALF FG%:**  
64.7% (at Boston College - 12/29/25)

**WORST NORTH CAROLINA 1ST HALF FG%:**  
30.3% (Elon - 11/6/25)

**BEST NORTH CAROLINA 2ND HALF FG%:**  
70.4% (UNCG - 11/23/25)

**WORST NORTH CAROLINA 2ND HALF FG%:**  
30.3% (vs. UCLA - 11/13/25)

**MOST POINTS BY NORTH CAROLINA IN 1ST HALF:**  
53 (NC Central - 11/3/25)

**FEWEST POINTS BY NORTH CAROLINA IN 1ST HALF:**  
27 (at Notre Dame - 1/11/26)

**MOST POINTS BY OPPONENT IN 1ST HALF:**  
39 (at Texas - 12/4/25)

**FEWEST POINTS BY OPPONENT IN 1ST HALF:**  
18, 2x, last (at Boston College - 12/29/25)

**MOST POINTS BY NORTH CAROLINA IN 2ND HALF:**  
49 (Charleston So - 12/21/25)

**FEWEST POINTS BY NORTH CAROLINA IN 2ND HALF:**  
23 (at Notre Dame - 1/11/26)

**MOST POINTS BY OPPONENT IN 2ND HALF:**  
43, 2x, last (vs. Fairfield - 11/15/25)

**FEWEST POINTS BY OPPONENT IN 2ND HALF:**  
16 (UNCW - 12/17/25)

**BIGGEST HALFTIME LEAD BLOWN:**  
5 (Stanford - 1/4/26)

**BIGGEST HALFTIME DEFICIT ERASED:**  
2 (California - 1/1/26)

**BIGGEST MARGIN OF VICTORY:**  
51 (at Boston College - 12/29/25)

**BIGGEST MARGIN OF DEFEAT:**  
23 (at Notre Dame - 1/11/26)





### RAINING THREES

The three-ball is flying this season for the Tar Heels, as Carolina knocked down 10 or more against UNCG, South Dakota State, Kansas State and Columbia.

It's the first time in the Banghart era that Carolina has achieved the feat with 10+ in four consecutive games.

Nyla Brooks led the charge, shooting 15-of-27 from deep during the stretch.

### SHE'S JUST A FRESHMAN

With the confidence Nyla Brooks brings to the court, she has already asserted herself as one of the nation's top freshmen.

Posting a performance of perfection against UNCG, Brooks scored a career-high 18 points while shooting 7-of-7 from the field and 3-of-3 from

beyond the arc.

Brooks' outing vs. the Spartans propelled her to earn her first ACC Freshman of the Week honors on Nov. 24. She's the first freshman to pick up the honor for Carolina since the 2023 season. Overall, Carolina leads the ACC with 84 Freshmen of the Week selections.

Her scoring has remained consistent, as she's the first freshman Tar Heel to score in double figures in five of her first six games since Jocelyn Jones and Janelle Bailey both did so in 2017.

### CT'S COMING

The development of Ciera Toomey has been undeniable, as the redshirt-sophomore's work in the offseason is now shining.

Posting a career-high 19 points against

UNCG, Toomey also dished out a career-best four assists.

Toomey's presence in the paint is assisting Carolina to post an average of 39.44 points per game in the paint. The Tar Heels have posted 50+ point games in the paint four times this season.

### RIGHT ON TARGET

The shots were falling against UNCG, as Carolina ended up shooting 39-of-59 from the field for a percentage of 66.1%. This mark ranked No. 2 in a single-game field goal percentage at UNC and holds the record in the Banghart era.

The mark is the second-highest field goal percentage by an ACC team this season.

### WINNING IS A TRADITION

Throughout the history of North Carolina women's basketball, it has boasted 30



## 2025-26 NORTH CAROLINA TAR HEELS

**Front Row (L to R):** Assistant Coach Katherine Bixby, Student Assistant Kayla McPherson, Lanie Grant, Reniya Kelly, Nyla Harris, Head Coach Courtney Banghart, Indya Nivar, Sydney Barker, Elina Aarnisalo, Director of Operations Shellie Greenman, Head Athletic Trainer Jodi Schneider.

**Back Row (L to R):** Assistant Coach Cory McNeill, General Manager Liz Roberts, Associate Head Coach Joanne Aluka-White, Assistant Director of Recruiting Jaelynn Murray, Taissa Queiroz, Liza Astakhova, Laila Hull, Nyla Brooks, Blanca Thomas, Ciera Toomey, Taliyah Henderson, Jordan Zubich, Graduate Assistant Izzy Leazier, Assistant Coach Lexi Weger, Assistant Coach Daniel Metzfeld, Director of Performance Andrew Graber.



20-win seasons.

A win over South Dakota State gave Carolina its 1,100th program victory. The Tar Heels became the 17th Division I women's program to reach the mark and the third in the ACC.

### **BROOKS LOVES THE DEEP BALL**

Making a strong impact during her freshman campaign, Nyla Brooks is proving her prowess from beyond the arc.

She currently leads the Tar Heels with 36 made triples and leads the ACC among freshmen with an average of 2.00 per game, and is ninth overall in the league. Nationally, she ranks 13th among freshmen in threes per game.

Brooks is firing off the three-ball at a 41.4% clip, to rank No. 4 in the ACC and sixth nationally among rookies.

### **AN EMERGING LEADER**

In her final season in Carolina Blue, Indya Nivar is making it count as she has posted double-digits in each outing this year.

The Apex, N.C., native started her season with a career-long streak of 14 consecutive games in double-figure scoring.

She currently leads Carolina with an average of 11.2 points per game.

Not only is Nivar showing her leadership on the offensive end, but she is also shining on defense. Her 3.28 steals per game rank third in the ACC, and her 59 total rank 11th nationally.

### **LET IT FLY**

The three-ball has been good to the Tar Heels this season, as Carolina has knocked down 146 triples to date.

Last year, the Tar Heels set a new program record with a total of 269 made threes in 2024-25.

### **LOCKDOWN FROM DEEP**

While the Tar Heels were knocking down triples against N.C. A&T, the Aggies went 0-for-6 from beyond the arc.

Carolina made 12 more three-pointers than its opponent, the largest disparity since 2016.

### **NO 1 IN TEAM**

In seven of its 18 games, Carolina has posed a balanced scoring attack with at

least five Tar Heels scoring 10+ points.

Eight different Tar Heels have tallied double-figure outings so far this season, with Indya Nivar scoring 10 or more points in 15 out of 18 games.

### **ROCKIN' AND ROLLIN'**

The offense wasted no time getting going against NC Central, with Carolina scoring 90 points for the sixth time in a season opener under Banghart.

The 48-point margin of victory was also the second-best in a season opener under Banghart.

Carolina is now 20-0 under Banghart when scoring 90 or more points.

### **NEW KID ON THE BLOCK**

With plenty of noise surrounding Nyla Brooks, the true freshman sure delivered against NC Central. The Waldorf, Md., product led all scorers with 15 points, while shooting 3-of-6 from beyond the arc.

Brooks became the first freshman to lead Carolina in scoring in its opening game since Deja Kelly scored 19 points against Radford in 2020.

Following up her opening day performance with 10 points against Elon, Brooks continued the streak by Kelly set in 2020.

### **DOMINATE THE GLASS**

The glass was sure kept clean against the Eagles, with the Tar Heels outrebounding NC Central by a margin of +28, with UNC grabbing 48 rebounds.

The feat marked the second-best margin by any ACC squad on the opening day of college basketball and No. 15 overall nationally.

Ciera Toomey and Nyla Harris led this charge, with each recording a double-double against NC Central. Toomey tallied a career-high 13 points and 11 rebounds, while Harris added 12 points and 10 boards.

It was the 11th game under Banghart in which two players posted double-doubles.

### **SHOW UP AND SHOW OUT**

Opening the season on a loud note, Carolina packed Carmichael on its Field Trip Day with a total of 6,336 in attendance.

The number broke the attendance record in Carmichael during the Banghart era.

### **NO PLACE LIKE CARMICHAEL**

In the only home in the history of Carolina women's basketball, the Tar Heels have traditionally held home-court advantage. Carolina is 41-2 under Banghart in home non-conference games and has won 34 straight games against unranked non-conference teams at home.

### **NEW LOOK, SAME MISSION**

Back for year seven with Courtney Banghart at the helm, the Tar Heels bring back eight returners from last season's Sweet 16 squad.

Despite losing mainstays in Lexi Donarski, Maria Gakdeng, and Alyssa Ustby to graduation, Carolina reloaded with the addition of two transfers and four freshmen.

### **LOOKING BETTER IN CAROLINA BLUE**

Elina Aarnisalo spent one season at UCLA and made a run to the Final Four with the Bruins, before making her way to Chapel Hill. An elite distributor, Aarnisalo averaged 3.4 assists per game to rank 15th among all Division I freshmen last season.

No stranger to the ACC, Nyla Harris chose to spend her final season in Carolina Blue after three seasons at Louisville.

As one of the most efficient shooters in the league the past two years, Harris led the Cardinals from the field as a sophomore and junior. Overall, Harris boasts a 54.2% career field goal percentage.

Regarded as one of the nation's top forwards, Harris also found herself on the Cheryl Miller Award Preseason Top-20 watch list.

### **THE FIERCE FRESHMEN**

Youth is abundant for the Tar Heels, as Carolina brought in a highly rated freshman class with one international star and three ranked in ESPN's top 100 for the Class of 2025.

Following two years on the professional circuit in Russia, Moscow native, Liza Astakhova is ready to take her European game to the United States. Joining the Tar Heels in August, Astakhova looks to

provide depth after appearing in 39 games last year with the Russia-PBL.

The fifth McDonald's All-American recruited by Banghart, Nyla Brooks is poised to make some noise in her debut campaign.

Coming out of Bishop Ireton High School, Brooks earned a multitude of honors throughout her prep career. The guard came in as the No. 13 overall prospect in the Class of 2025 by ESPN and picked up honors as the Gatorade Virginia Girls Basketball Player of the Year.

Most recently, Brooks was touted as one of ESPN's Most Impactful Freshmen and was named the first Tar Heel to the ACC Preseason All-Freshman team since 2021.

After missing her senior season of high school due to injury, Taliyah Henderson is ready to make her return to the court. A multi-sport athlete, Henderson proved to be a star on the hardwood and the track at Salpointe Catholic High School in Vail, Arizona.

The guard also boasts international experience, representing Canada at the FIBA U18 Women's Americup in 2024.

She averaged 9.5 points and 6.3 rebounds per game, as Canada went on to earn a silver medal at the event.

Graduating early from high school to spend this past spring with Carolina, Taissa Queiroz is prepped to make her debut in Carolina Blue. Spending her high school years at Cardinal Newman in the Bay Area, Queiroz has generated plenty of buzz through representing her home country of Brazil.

This past offseason, Queiroz played with Brazil in two exhibitions against WNBA squads in the Chicago Sky and Indiana Fever. She also joined Brazil at the 2025 GloblJam this past summer in Canada, earning a bronze medal.

### **A TRUE POINT DAWG**

The acclaim for Reniya Kelly continues to grow, just like her game as the guard was named Preseason All-ACC by the league's media and coaches.

All-ACC Second Team as a sophomore, Kelly preps for her junior season after lighting it up in her second year of collegiate action. Posting eye-popping numbers in ACC play, Kelly averaged 11.4 points per game to rank second for the Tar Heels.

Proving her prowess from beyond the arc, Kelly knocked down 40 triples at a rate of 41.2%. Her field goal percentage from deep ranks No. 4 in a single season at Carolina. With 60 career starts under her belt, Kelly also picked up honors as one of the nation's top point guards, earning a spot on the Nancy Lieberman Award Preseason Top-20 Watch list and the Naismith Player of the Year Preseason Watch List.

### **LANIE GRANT ON THE RISE**

Playing in all 37 games during her freshman campaign last season, Lanie Grant is poised for a sophomore jump after earning ACC All-Freshman Team accolades.

Scoring double-figures in 14 games, Grant posted a career-best 19 points twice. She also led Carolina in scoring in four games, including twice in ACC action.

Grant still remains one of the youngest Tar Heels, skipping her senior season of high school to reclassify and join UNC a year early.

### **ACC ACCLAIM**

In the league's preseason polls, Carolina was selected to finish third by the ACC's coaches and media.

The Tar Heels highest finish in the Banghart era came in 2022, where UNC boasted a 13-5 record to tie for third in the conference.

Last season, Carolina outperformed its expectations from the preseason poll. After being projected to finish 6th, Carolina went 13-5 in league play to tie for 4th.

### **PRESEASON POLLS**

With winning an expectation in Chapel Hill, the sentiment is reiterated nationally with the Tar Heels ranked No. 11 overall in both the AP and the USA Today/Coaches Preseason Polls.

The mark in the AP Poll is the highest start to a season for Carolina since 2009, where UNC began the season

ranked No. 4.

In the USA Today/Coaches Poll, it matched Carolina's best start in the poll since the 2012-13 season.

### **TAR HEELS AND NCAA TOURNAMENT FOES**

Prepping for March all throughout November and December, Carolina is set to take on eight NCAA Tournament squads between its exhibition and the regular season during its non-conference slate.

- South Carolina - 2025 Final Four
- UCLA - 2025 Final Four
- Fairfield - 2025 First Round
- UNCG - 2025 First Round
- South Dakota State - 2025 Second Round
- Kansas State - 2025 Sweet 16
- Columbia - 2025 First Round
- Texas - 2025 Final Four

### **HOME SWEET HOME**

The confines of Carmichael Arena have been friendly to the Tar Heels throughout non-conference action, as Carolina has won 34 straight games at home against unranked non-conference teams.

This streak dates back to the 2019 season.

### **MILESTONE WATCH**

- Courtney Banghart -
  - 392 career wins
  - Eight away from 400 - would be one of 47 active head coaches with 400 wins.
- Nyla Harris -
  - 980 career points.
  - 20 away from 1,000.
  - 94 career steals.
  - 6 away from 1,000.
- Indya Nivar -
  - 190 career steals.
  - 10 away from 200.

### **WHAT'S NEXT**

Heading back out on the road, Carolina travels to Tallahassee for a visit to Florida State on Sunday.

The Tar Heels square off against the Seminoles at 2 p.m. ET, airing nationally on The CW.

## 2025-26 SEASON AND CAREER HIGHS



19, vs. Columbia (11/29/25)	<b>Points</b>	19, 2x, last vs. Columbia (11/29/25)	<b>CAREER</b>
4, 2x, last vs. Louisville (12/14/25)	<b>Rebounds</b>	6, vs. NC State (2/16/25)	
5, at Boston College (12/29/25)	<b>Assists</b>	5, at Boston College (12/29/25)	
3, 2x, last vs. Stanford (1/4/26)	<b>Steals</b>	3, 2x, last vs. Stanford (1/4/26)	
1, vs. UNCG (11/23/25)	<b>Blocks</b>	1, 3x, last vs. UNCG (11/23/25)	
42, vs. Louisville (12/14/25)	<b>Minutes</b>	42, vs. Louisville (12/14/25)	
<b>SEASON 0</b>	<b>LANIE GRANT</b> So.   G   5-9   Midlothian, Va.		



8, 2x, last at N.C. A&T (11/20/25)	<b>Points</b>	8, 2x, last at N.C. A&T (11/20/25)	<b>CAREER</b>
2, at Boston College (12/29/25)	<b>Rebounds</b>	2, at Boston College (12/29/25)	
1, vs. Elon (11/6/25)	<b>Assists</b>	2, 3x, last vs. Wake Forest (1/23/25)	
1, 2x, last vs. UNCG (11/23/25)	<b>Steals</b>	1, 3x, last vs. UNCG (11/23/25)	
--	<b>Blocks</b>	--	
12, 2x, last vs. UNCG (11/23/25)	<b>Minutes</b>	13, vs. Charleston So. (11/4/24)	
<b>SEASON 1</b>	<b>JORDAN ZUBICH</b> So.   G   5-11   Mountain Iron, Minn.		



19, at Boston College (12/29/25)	<b>Points</b>	22, at Syracuse (2/11/24)	<b>CAREER</b>
10, 2x, last vs. Cal (1/1/26)	<b>Rebounds</b>	15, vs. Florida State (2/29/24)	
4, vs. Cal (1/1/26)	<b>Assists</b>	4, vs. Cal (1/1/26)	
5, vs. Cal (1/1/26)	<b>Steals</b>	5, vs. Cal (1/1/26)	
2, 2x, last vs. UNCW (12/17/25)	<b>Blocks</b>	3, at Syracuse (1/29/23)	
32, vs. Cal (1/1/26)	<b>Minutes</b>	38, 2x, last at UNC (1/21/24)	
<b>SEASON 2</b>	<b>NYLA HARRIS</b> Sr.   F   6-2   Orlando, Fla.   Louisville		



13, 2x, last vs. Louisville (12/14/25)	<b>Points</b>	13, 2x, last vs. Louisville (12/14/25)	<b>CAREER</b>
6, vs. Charleston So. (12/21/25)	<b>Rebounds</b>	6, vs. Charleston So. (12/21/25)	
3, at N.C. A&T (11/20/25)	<b>Assists</b>	3, at N.C. A&T (11/20/25)	
4, vs. BU (12/7/25)	<b>Steals</b>	4, vs. BU (12/7/25)	
1, vs. UCLA (11/13/25)	<b>Blocks</b>	--	
18, vs. Louisville (12/14/25)	<b>Minutes</b>	18, vs. Louisville (12/14/25)	
<b>SEASON 3</b>	<b>TALIYAH HENDERSON</b>   Fr.   G   6-1   Vail, Ariz.		



14, vs. Fairfield (11/15/25)	<b>Points</b>	14, 2x, last vs. Fairfield (11/15/25)	<b>CAREER</b>
5, 2x, last at Boston College (12/29/25)	<b>Rebounds</b>	5, 3x, last at Boston College (12/29/25)	
4, 2x, last vs. SDSU (11/27/25)	<b>Assists</b>	4, 2x, last vs. SDSU (11/27/25)	
2, 2x, last vs. Charleston So. (12/21/25)	<b>Steals</b>	2, 3x, last vs. Charleston So. (12/21/25)	
2, vs. UNCG (11/23/25)	<b>Blocks</b>	2, vs. UNCG (11/23/25)	
22, vs. SDSU (11/27/25)	<b>Minutes</b>	22, vs. SDSU (11/27/25)	
<b>SEASON 4</b>	<b>LAILA HULL</b>   R-So.   G   6-1   Zionsville, Ind.		



6, vs. NC Central (11/3/25)	<b>Points</b>	6, vs. NC Central (11/3/25)	<b>CAREER</b>
3, vs. NC Central (11/3/25)	<b>Rebounds</b>	3, vs. NC Central (11/3/25)	
1, vs. NC Central (11/3/25)	<b>Assists</b>	1, vs. NC Central (11/3/25)	
--	<b>Steals</b>	--	
--	<b>Blocks</b>	--	
8, vs. NC Central (11/3/25)	<b>Minutes</b>	8, vs. NC Central (11/3/25)	
<b>SEASON 5</b>	<b>LIZA ASTAKHOVA</b>   Fr.   F   6-2   Moscow, Russia		



19, vs. Charleston So. (12/21/25)	<b>Points</b>	19, vs. Charleston So. (12/21/25)	<b>CAREER</b>
6, vs. UNCW (12/17/25)	<b>Rebounds</b>	6, vs. UNCW (12/17/25)	
4, vs. Elon (11/6/25)	<b>Assists</b>	4, vs. Elon (11/6/25)	
4, vs. Elon (11/6/25)	<b>Steals</b>	4, vs. Elon (11/6/25)	
2, at N.C. A&T (11/20/25)	<b>Blocks</b>	2, at N.C. A&T (11/20/25)	
28, vs. Elon (11/6/25)	<b>Minutes</b>	28, vs. Elon (11/6/25)	
<b>SEASON 7</b>	<b>NYLA BROOKS</b>   Fr.   G   6-1   Waldorf, Md.		

## CAREER SUPERLATIVES

PLAYED/STARTED	2025-26	CAREER	STREAK
Nyla Harris	17/13	122/93	9
Reniya Kelly	17/16	71/60	6
Indya Nivar	18/18	119/59	52
Elina Aarnisalo	18/14	55/24	--
Lanie Grant	16/11	53/13	1
Ciera Toomey	18/18	50/18	18
Blanca Thomas	9/0	43/5	--
Laila Hull	17/0	40/0	--
Sydney Barker	9/0	30/0	--
Jordan Zubich	10/0	27/0	--
Nyla Brooks	18/0	18/0	--
Taliyah Henderson	17/0	17/0	--
Taissa Queiroz	8/0	8/0	--
Liza Astakhova	7/0	7/0	--

## DOUBLE-DIGIT GAMES 2025-26 CAREER POINTS

2025-26	CAREER
Nyla Harris	12
Indya Nivar	15
Reniya Kelly	--
Lanie Grant	4
Ciera Toomey	12
Elina Aarnisalo	10
Nyla Brooks	11
Taliyah Henderson	4
Laila Hull	1

## REBOUNDS 2025-26 CAREER

2025-26	CAREER
Nyla Harris	2
Indya Nivar	2
Ciera Toomey	2
Blanca Thomas	--

## 20+ POINTS 2025-26 CAREER

2025-26	CAREER
Reniya Kelly	--
Nyla Harris	--

## 8+ REBOUNDS 2025-26 CAREER

2025-26	CAREER
Nyla Harris	6
Indya Nivar	3
Ciera Toomey	7
Blanca Thomas	--
Reniya Kelly	--
Elina Aarnisalo	1

## 5+ ASSISTS 2025-26 CAREER

2025-26	CAREER
Elina Aarnisalo	--
Indya Nivar	5
Reniya Kelly	--
Lanie Grant	1

## 3+ BLOCKS 2025-26 CAREER

2025-26	CAREER
Blanca Thomas	--
Ciera Toomey	5
Nyla Harris	--
Indya Nivar	1

## 3+ STEALS 2025-26 CAREER

2025-26	CAREER
Indya Nivar	11
Nyla Harris	1
Reniya Kelly	1
Taliyah Henderson	3
Elina Aarnisalo	2
Ciera Toomey	1
Nyla Brooks	2



## 2025-26 SEASON AND CAREER HIGHS

## DOUBLE-DOUBLE TRACKER



9, 3x, last vs. Stanford (1/4/26)  
6, vs. SDSU (11/27/25)  
4, 5x, last vs. Charleston So. (12/21/25)  
3, vs. Charleston So. (12/21/25)  
1, 2x, last at Boston College (12/29/25)  
35, at Notre Dame (1/11/26)

**Points** 23, vs. NC State (2/16/25)  
**Rebounds** 8, at Clemson (2/9/25)  
**Assists** 6, 3x, last at Syracuse (2/20/25)  
**Steals** 5, at N.C. A&T (11/12/24)  
**Blocks** 1, 6x, last at Boston College (12/29/25)  
**Minutes** 42, at Duke (2/11/24)

**CAREER**

**SEASON**  
**10**

**RENIYA KELLY Jr.** | G | 5-7 | Hoover, Ala.



2, 2x, last vs. UNCW (12/17/25)  
2, vs. UNCG (11/23/25)  
1, 2x, last vs. Fairfield (11/15/25)  
1, 2x, last at Boston College (12/29/25)  
8, vs. NC Central (11/3/25)

**Points** 5, at Boston College (2/29/24)  
**Rebounds** 2, vs. UNCG (11/23/25)  
**Assists** 1, 3x, last vs. Fairfield (11/15/25)  
**Steals** 1, 4x, last at Boston College (12/29/25)  
**Blocks** --  
**Minutes** 9, at Boston College (2/29/24)

**CAREER**

**SEASON**  
**15**

**SYDNEY BARKER Jr.** | G | 5-7 | Durham, N.C.



16, 2x, last vs. Charleston So. (12/21/25)  
8, vs. Elon (11/6/25)  
4, 5x, last at Boston College (12/29/25)  
4, at Boston College (12/29/25)  
36, vs. Columbia (11/29/25)

**Points** 19, vs. Colgate (11/10/24)  
**Rebounds** 8, vs. Elon (11/6/25)  
**Assists** 11, vs. Arkansas (11/17/24)  
**Steals** 4, at Boston College (12/29/25)  
**Blocks** 1, 3x, last vs. Richmond (3/23/25)  
**Minutes** 36, vs. Columbia (11/29/25)

**CAREER**

**SEASON**  
**17**

**ELINA AARNISALO So.** | G | 5-10 | Helsinki, Finland | UCLA



19, vs. UNCG (11/23/25)  
12, vs. Elon (11/6/25)  
4, vs. UNCG (11/23/25)  
3, vs. UNCG (11/23/25)  
4, 2x, last vs. UNCW (12/17/25)  
39 vs. Stanford (1/4/26)

**Points** 19, vs. UNCG (11/23/25)  
**Rebounds** 12, vs. Elon (11/6/25)  
**Assists** 4, vs. UNCG (11/23/25)  
**Steals** 3, 2x, last vs. UNCG (11/23/25)  
**Blocks** 4, 2x, last vs. UNCW (12/17/25)  
**Minutes** 39 vs. Stanford (1/4/26)

**CAREER**

**SEASON**  
**21**

**CIERA TOOMEY** | R-So. | F | 6-4 | Dunmore, Pa.



17, at Texas (12/4/25)  
12, vs. SDSU (11/27/25)  
7, vs. Kansas State (11/28/25)  
10, vs. SDSU (11/27/25)  
3, at Notre Dame (1/11/26)  
36 vs. Stanford (1/4/26)

**Points** 17, 2x, last at Texas (12/4/24)  
**Rebounds** 12, vs. SDSU (11/27/25)  
**Assists** 7, vs. Kansas State (11/28/25)  
**Steals** 10, vs. SDSU (11/27/25)  
**Blocks** 3, at Notre Dame (1/11/26)  
**Minutes** 36 vs. Stanford (1/4/26)

**CAREER**

**SEASON**  
**24**

**INDYA NIVAR** | Sr. | G | 5-10 | Apex, N.C. | Stanford



6, 2x, last vs. Cal (1/1/26)  
6, 2x, last vs. Charleston So. (12/21/25)  
4, vs. Charleston So. (12/21/25)  
2, vs. NC Central (11/3/25)  
15, vs. NC Central (11/3/25)

**Points** 6, 2x, last vs. Cal (1/1/26)  
**Rebounds** 6, 2x, last vs. Charleston So. (12/21/25)  
**Assists** 4, vs. Charleston So. (12/21/25)  
**Steals** 2, vs. NC Central (11/3/25)  
**Blocks** --  
**Minutes** 15, vs. NC Central (11/3/25)

**CAREER**

**SEASON**  
**26**

**TAISSA QUEIROZ** | Fr. | G | 6-1 | Belo Horizonte, Brazil



8, vs. UNCW (12/17/25)  
5, vs. UNCW (12/17/25)  
2, vs. UNCW (12/17/25)  
2, vs. Charleston So. (12/21/25)  
16, vs. UNCW (12/17/25)

**Points** 8, 2x, last vs. UNCW (12/17/25)  
**Rebounds** 10, vs. UNCW (11/7/24)  
**Assists** 3, vs. NC Central (11/29/24)  
**Steals** 3, vs. NC Central (11/29/24)  
**Blocks** 4, vs. NC Central (11/29/24)  
**Minutes** 24, vs. Duke (1/9/25)

**CAREER**

**SEASON**  
**34**

**BLANCA THOMAS** | So. | C | 6-5 | Charlotte, N.C.

**2025-26** **Career**

**Nyla Harris**

- 13 pts, 10 rbs (1/1/6 - California)
- 12 pts, 10 rbs (11/3/25 - NC Central)
- 10 pts, 11 rbs (1/16/25 - Syracuse)
- 14 pts, 10 rbs (12/12/24 - Grambling State)
- 11 pts, 15 rbs (2/29/24 - Florida State)
- 22 pts, 11 rbs (2/11/24 - at Syracuse)
- 19 pts, 10 rbs (2/8/24 - Notre Dame)
- 18 pts, 14 rbs (2/1/24 - Syracuse)
- 13 pts, 12 rbs (12/31/23 - at Miami)
- 13 pts, 11 rbs (11/12/23 - DePaul)

**Indya Nivar**

- 14 pts, 10 rbs (11/20/25 - at N.C. A&T)
- 17 pts, 11 rbs (11/8/23 - Gardner-Webb)

**Ciera Toomey**

- 13 pts, 11 rbs (11/3/25 - NC Central)

### CURRENT STREAKS

Overall	Lost 2
Unranked teams anywhere	Lost 2
Ranked teams anywhere	Lost 4
Home	Lost 1
Home ACC	Lost 1
Home non-conference	Won 15
Home unranked non-conference	Won 34
Home ranked teams	Lost 1
Home unranked teams	Lost 1
Road	Lost 1
Road ACC	Lost 1
Road ranked teams	Lost 2
Road unranked teams	Lost 1
Neutral	Won 4
Neutral ranked teams	Lost 2
Neutral unranked teams	Won 10

### CONSECUTIVE MADE FREE THROWS (ACTIVE STREAK)

Indya Nivar	3
Taissa Queiroz	3
Jordan Zubich	2
Elina Aarnisalo	1
Reniya Kelly	1
Taliyah Henderson	1
Lanie Grant	1

### CONSECUTIVE GAMES WITH A THREE-POINT

#### FIELD GOAL

Lanie Grant	7
Reniya Kelly	1

# COURTNEY BANGHART

Head Coach • Seventh Season at UNC, 19th Season as a Head Coach



The 2025-26 season is the seventh at UNC for head coach Courtney Banghart, who has transformed the Tar Heel roster and led the team to NCAA Tournament appearances in each of the past five seasons, with a Sweet 16 appearance in 2022 and 2025.

Banghart was announced on April 30, 2019, as North Carolina's fourth head women's basketball coach, and the first new face in the position since 1986. She came to Chapel Hill after 12 years as the head coach at Princeton, where her teams won seven Ivy League crowns and made eight NCAA Tournament appearances. (Before her arrival, Princeton hadn't reached the tournament even once.)

A New Hampshire native, Banghart was a three-year starter at Dartmouth, where she twice earned All-Ivy honors. She drained a then-Ivy League record in career three-pointers (273) and as a senior competed in the three-point shooting contest at Butler's Hinkle Fieldhouse during the men's Final Four in Indianapolis.

Including a WNIT appearance at Princeton, Banghart has led her teams to 14 postseason appearances in 18 seasons as a head coach.

### More on Banghart

- Led UNC to a No. 3 seed in the 2025 NCAA Tournament, hosting postseason basketball in Chapel Hill for the first time since 2015.
- She was the 2015 Naismith National Coach of the Year and is the only current ACC coach to have won that honor.
- A player she coached was picked in the top 10 in back-to-back WNBA Drafts (Stephanie Watts from UNC 10th in 2021, Bella Alarie from Princeton 5th in 2020)
- In 2015 she was named to Fortune's list of the World's 50 Greatest Leaders. Also on the list that year: Pope Francis, Bill and Melinda Gates, Chief Justice John Roberts Jr., LeBron James, Elon Musk and Taylor Swift.
- She holds a bachelor's degree in neuroscience and a master's degree in writing and leadership, both from Dartmouth. Her graduate thesis was on sport leadership.
- She hitchhiked through Alaska after college (after ditching the outdoor leadership course in which she was enrolled) and has bungeed off a jump in Switzerland that was then the highest in the world.
- Right around the time she got the Princeton job, she and her brother were finalists to appear on "The Amazing Race."
- A four-time soccer state champion in high school, she planned to play that sport at Dartmouth until a coaching change made her rethink her path and talk the women's basketball coach into giving her a spot. (She also won two high school state titles in basketball and three in tennis.)

### Banghart Year-By-Year

Princeton	
2007-08	7-23
2008-09	14-14
2009-10*	26-3
2010-11*	24-5
2011-12*	24-5
2012-13*	22-7
2013-14	21-9
2014-15*	31-1
2015-16*	23-6
2016-17	16-14
2017-18*	24-6
2018-19*	22-10
<b>Total</b>	<b>254-103</b>

UNC	
2019-20	16-14 (7-11 ACC)
2020-21*	13-11 (8-9 ACC)
2021-22*	25-7 (13-5 ACC)
2022-23*	22-11 (11-7 ACC)
2023-24*	20-13 (11-7 ACC)
2024-25*	29-8 (13-5 ACC)
2025-26	13-5 (2-3 ACC)
<b>Total</b>	<b>138-69 (65-48 ACC)</b>

<b>Career</b>	<b>392-172</b>
---------------	----------------

\* – NCAA Tourn. appearances  
• 13 in 18 seasons as a head coach, all in the past 15 years

## FAST FACTS-HISTORY

### Carolina Women's Basketball

Head Coach.....	Courtney Banghart (7th season at UNC)
Record at UNC.....	138-69 (65-48 ACC), seventh season
Career record.....	392-172, 19th season
Associate Head Coach .....	Joanne Aluka-White
Assistant Coach .....	Cory McNeill
Assistant Coach .....	Katherine Bixby
Assistant Coach .....	Daniel Metzfeld
Assistant Coach .....	Lexi Weger
Director of Operations .....	Shellie Greenman
General Manager/Special Assistant to the Head Coach.....	Liz Roberts
Assistant Director of Recruiting.....	Jaelynn Murray
Home Facility.....	Carmichael Arena (Cap. 6,319)

### Carolina Program History

First season as a varsity program .....	1974-75
All-time overall record.....	1,107-524
All-time ACC record .....	432-293
ACC Championships .....	Nine (tied for most among current conference teams)
.....	1984, 1994, 1995, 1997, 1998, 2005, 2006, 2007, 2008
ACC Tournament record.....	65-39
NCAA Tournament appearances .....	32 (most in the ACC)
All-time NCAA Tournament record .....	53-31
NCAA Championships.....	One (1994)
Most recent NCAA Tournament appearance .....	2025

### Team Information

2024-25 record.....	29-8 (13-5 ACC)
2025 ACC Tournament.....	Semifinal
.....	L, 55-66 to #1 NC State in Semifinal
2024 NCAA Tournament.....	No. 3 seed in the Birmingham 2 Region, Sweet 16
.....	1st round: W, 70-49 vs. 14th-seeded Oregon State (Chapel Hill, N.C.)
.....	2nd round: W, 58-47 vs. 6th-seeded West Virginia (Chapel Hill, N.C.)
.....	Sweet 16: L, 38-47 vs. 2nd-seeded Duke (Birmingham, Ala.)

### Roster Breakdown

<b>Starters returning (2024-25 averages) .....</b>	<b>Two</b>
Reniya Kelly (Jr., G, 9.6 ppg, 2.7 rpg, 2.1 apg -- 33 GP/33 GS)	
Indya Nivar (Sr., G, 8.3 ppg, 4.5 rpg, 2.0 spg -- 34 GP/34 GS)	

<b>Letterwinners returning .....</b>	<b>Eight</b>
Reniya Kelly (Jr., G, 9.6 ppg, 2.7 rpg - 33 GP)	
Indya Nivar (Sr., G, 8.3 ppg, 4.5 rpg - 34 GP)	
Lanie Grant (So., G, 7.3 ppg, 1.8 rpg - 37 GP)	
Ciera Toomey (R-So., F, 3.2 ppg, 2.2 rpg - 32 GP)	
Laila Hull (R-So., G, 2.6 ppg, 1.6 rpg - 23 GP)	
Blanca Thomas (So., C, 2.4 ppg, 3.5 rpg - 33 GP)	
Sydney Barker (Jr., G, 1.7 ppg, 0.2 rpg - 9 GP)	
Jordan Zubich (So., G, 1.5 ppg, 0.3 rpg - 17 GP)	

<b>Newcomers .....</b>	<b>Six</b>
Elina Aarnisalo (So., G, Helsinki, Finland / Mäkeläinrinne Upper Secondary School / UCLA)	
Liza Astakhova (Fr., F, Moscow, Russia / Znaika School Russian Federation)	
Nyla Brooks (Fr., G, Waldorf, Md. / Bishop Ireton)	
Nyla Harris (Sr., F, Orlando, Fla. / Lake Highland Prep / Louisville)	
Taliyah Henderson (Fr., G, Vail, Ariz. / Vail)	
Taissa Quieroz (Fr., G., Belo Horizonte, Brazil / Cardinal Newman)	

<b>Starters lost.....</b>	<b>Three</b>
Alyssa Ustby (Gr., F, 10.9 ppg, 9.5 rpg, 2.8 apg, 1.2 spg)	
Maria Gakdeng (Sr., C, 10.8 ppg, 7.6 rpg, 0.8 apg, 1.1 bpg)	
Lexi Donarski (Gr., G, 10.7 ppg, 1.9 rpg, 1.4 apg, 1.2 spg)	

<b>Letterwinners lost.....</b>	<b>Six</b>
Alyssa Ustby (Gr., F, 10.9 ppg, 9.5 rpg, 2.8 apg, 1.2 spg) - Graduation	
Maria Gakdeng (Sr., C, 10.8 ppg, 7.6 rpg, 0.8 apg, 1.1 bpg) - Graduation	
Lexi Donarski (Gr., G, 10.7 ppg, 1.9 rpg, 1.4 apg, 1.2 spg) - Graduation	
Trayanna Crisp (Jr., G, 5.6 ppg, 1.5 rpg, 0.8 apg, 0.5 spg) - Transfer Portal	
Grace Townsend (Gr., G, 4.2 ppg, 2.1 rpg, 2.4 apg, 0.7 spg) - Graduation	
Kayla McPherson (R-Jr., G) - Medical Retirement	



## ACC WOMEN'S BASKETBALL STANDINGS

SCHOOL	ACC	OVERALL
Louisville	6-0	16-3
Duke	6-0	11-6
Virginia	5-1	13-4
NC State	5-1	12-5
Syracuse	4-2	14-3
Notre Dame	4-2	12-4
Stanford	3-2	14-4
Virginia Tech	3-3	13-5
Clemson	3-3	12-6
Georgia Tech	3-3	8-10
<b>North Carolina</b>	<b>2-3</b>	<b>13-5</b>
Wake Forest	2-4	12-6
California	1-4	10-8
Pitt	1-4	8-10
SMU	0-5	7-10
Florida State	0-5	5-12
Boston College	0-6	4-15
Standings as of Jan. 13		

## NORTH CAROLINA TEAM LEADERS

<b>Scoring</b>	11.2	Indya Nivar
<b>Rebounds</b>	6.8	Ciera Toomey
<b>Assists</b>	6.3	Indya Nivar
<b>Steals</b>	5.9	Indya Nivar
<b>Blocks</b>	2.7	Ciera Toomey
<b>Field Goals</b>	8.2	Ciera Toomey
<b>Field Goal %</b>	.655	Taliyah Henderson
<b>3-Point FG</b>	3.6	Nyla Brooks
<b>3-Point FG%</b>	.414	Nyla Brooks
<b>Free Throws</b>	3.6	Nyla Harris
<b>Free Throw %</b>	.810	Elina Aarnisalo

## UNC'S RECORD WHEN ...

	Overall	ACC
All games.....	13-5	2-3
At home.....	7-1	1-2
On the road.....	2-1	1-1
At a neutral site.....	4-1	0-0
vs. ranked opponents.....	0-3	0-1
Leading at the half.....	12-1	1-1
Trailing at the half.....	1-4	1-2
Tied at the half.....	0-0	0-0
Leading after first quarter.....	11-4	1-2
Trailing after first quarter.....	2-1	1-1
Tied after first quarter.....	0-0	0-0
Leading after third quarter.....	12-1	2-1
Trailing after third quarter.....	1-4	0-2
Tied after third quarter.....	0-0	0-0
Shooting 50% or better.....	5-0	1-0
Shooting between 40-49%.....	7-2	1-1
Shooting below 40%.....	1-3	0-2
Opponent shoots 50% or better.....	1-1	0-0
Opponent shoots between 40-49%.....	4-4	1-3
Opponent shoots below 40%.....	8-0	1-0
Carolina outrebounds its opponent.....	12-1	2-0
Carolina gets outrebounded.....	1-4	0-23
Teams are tied in rebounding.....	0-0	0-0
UNC bench outscores opponent bench.....	12-1	2-1
Opponent bench outscores UNC bench.....	1-4	0-2
Bench points are even.....	0-0	0-0
Scoring 50-59.....	0-1	0-1
Scoring 60-69.....	0-3	0-1
Scoring 70-79.....	2-1	1-1
Scoring 80-89.....	6-0	0-0
Scoring 90-99.....	4-0	1-0
Scoring 100 points or more.....	0-0	0-0
Allowing 50 points or less.....	8-0	1-0
Allowing 51-59 points.....	1-0	1-0
Allowing 60-69 points.....	2-0	0-0
Allowing 70-79 points.....	2-4	0-3
Allowing 80-89 points.....	0-0	0-0
Margin is 1-4 points.....	0-0	0-0
Margin is 5-9 points.....	0-1	0-1
Margin is 10-19 points.....	5-3	1-1
Margin is 20 points or more.....	8-1	1-1
Two Tar Heels in double figures.....	0-0	0-0
Three Tar Heels in double figures.....	4-3	2-1
Four Tar Heels in double figures.....	3-0	0-0
Five Tar Heels in double figures.....	6-1	0-1
Six Tar Heels in double figures.....	0-0	0-0
In November.....	8-1	0-0
In December.....	4-2	1-1
In January.....	1-2	1-2
In February.....	0-0	0-0
In March.....	0-0	0-0



## THE LAST TIME UNDER BANGHART....

Scoring 80+ ..... 12/17/25 vs. UNCW  
 Scoring 90+ ..... 12/29/25 at Boston College  
 Scoring 100+ ..... 11/29/24 vs. N.C. Central  
 Six players scoring 10+ ..... 12/21/24 vs. Norfolk State  
 Five players scoring 10+ ..... 12/14/25 vs. Louisville  
 Four players scoring 10+ ..... 11/28/25 vs. Kansas State  
 Three players scoring 20+ ..... 12/17/20 vs. Syracuse  
 Two players scoring 20+ ..... 12/31/23 vs. Clemson  
 No player scores 10+ ..... 3/28/25 vs. Duke  
 Scored fewer than 50 points ..... 3/28/25 vs. Duke  
 Held opponent under 50 points ..... 12/17/25 vs. UNCW  
 Beat a team by 25+ in consecutive seasons ..... 12/8/24 and 11/23/25 vs. UNCG

Shooting 55% ..... 12/29/25 at Boston College  
 Shooting 50% ..... 11/28/25 vs. Kansas State  
 Team hits 10+ threes ..... 12/21/25 vs. Charleston So.  
 One player hits 7+ threes ..... 3/22/21 vs. Alabama (Watts)  
 One player hits 6+ threes ..... 12/21/25 vs. Charleston So.

(Brooks)  
 One player hits 5+ threes ..... 3/22/25 vs. Oregon State (Donarski)

Shot 100% at FT line ..... 2/20/25 at Syracuse  
 Shot 90% at FT line ..... 2/1/24 at NC State  
 Shot 80% at FT line with at least 10 shots ..... 12/4/25 at Texas  
 Made 10+ FT ..... 11/28/25 vs. Kansas State  
 Made 15+ FT ..... 1/4/26 vs. Stanford  
 Made 20+ FT ..... 12/21/24 vs. Norfolk State  
 One player hits 10+ FT ..... 2/4/24 vs. Virginia Tech (Kelly)

Forcing 20+ TO ..... 1/4/26 vs. Stanford  
 Forcing 15+ TO ..... 1/11/26 at Notre Dame  
 Forced 20+ TO in three straight games ..... 11/20/25-11/27/25  
 Held opponent below 20% from field ..... 1/16/25 at SMU  
 Held opponent below 25% from field ..... 12/29/25 at Boston College  
 Held opponent below 30% from field ..... 12/17/25 vs. UNCW

One player scores 40+ ..... N/A  
 One player scores 35+ ..... N/A  
 One player scores 30+ ..... 2/9/23 - Deja Kelly at Syracuse (32)  
 One player scores 25+ ..... 3/2/25 - Maria Gakdeng vs. Virginia (25)

Consecutive 20+ point games for one player ..... 2/13/25 vs. Virginia Tech (20) & 2/16/24 vs. NC State (23) (Kelly)

Buzzer-beating shot to win game ..... N/A  
 One player played all 40 minutes (or 45 if OT) ..... 2/20/25 at Syracuse (Donarski)

One player with 5+ steals ..... 1/1/26 vs. California (Harris)  
 One player with 10+ assists ..... 12/15/24 vs. Georgia Tech (Ustby)

One player with 5+ blocks ..... 12/7/25 vs. Boston University (Toomey)

Two players with 10+ rebounds ..... 11/3/25 vs. NC Central (Toomey/Harris)

One player with 15+ rebounds ..... 3/7/25 vs. Florida State (Gakdeng/Ustby)

Two players with 10+ pts, 5+ reb, 5+ assists ..... 11/27/25 vs. South Dakota State (Nivar)

One player with a triple-double ..... 11/27/25 vs. South Dakota State (Nivar)

Three players with a double-double ..... 12/5/19 vs. Illinois (Bailey/Bennett/Koenen)

Two players with a double-double ..... 11/3/25 vs. NC Central (Toomey/Harris)

One player with double-double ..... 1/1/26 vs. California (Harris)

Player scores 10+ in their Carolina debut ..... 11/3/25 vs. NC Central (Aarnisalo/Brooks/Harris)

15-20 assists ..... 1/1/26 vs. California  
 21-25 assists ..... 12/29/25 at Boston College  
 25+ assists ..... 11/29/24 vs. NC Central

10-14 steals ..... 1/11/26 at Notre Dame  
 15+ steals ..... 11/27/25 vs. South Dakota State

10+ blocks ..... 11/29/24 vs. N.C. Central  
 60+ team rebounds ..... 11/16/22 vs. South Carolina State

50+ team rebounds ..... 12/17/25 vs. UNCW  
 Held an opponent to single digits in a half... 11/17/21 vs. Appalachian State

Held an opponent below 20 points in a half.. 12/29/25 at Boston College  
 Held an opponent below 20 points in a first half..... 12/29/25 at Boston College

Held an opponent to two points or fewer in multiple quarters 11/16/22 vs. South Carolina State

Win while trailing at halftime ..... 1/1/26 vs. California  
 Consecutive wins when trailing at halftime ..... 11/24/22 vs. Oregon & 11/27/22 vs. Iowa State

Win while trailing after third quarter ..... 2/23/25 at Louisville  
 Lose while leading at halftime ..... 1/4/26 vs. Stanford

Lose while leading after third quarter ..... 1/4/26 vs. Stanford

Beat a Top 5 Team ..... 1/8/23 vs. #4 Notre Dame

Beat a Top 10 Team ..... 2/16/25 vs. #10 NC State

Beat a Top 15 Team ..... 1/9/25 vs. #14 Duke

Beat a Top 20 Team ..... 3/24/25 vs. #16 West Virginia

Beat a Top 25 Team ..... 3/7/25 vs. #22 Florida State

Beat a Top 5 Team on road ..... 2/10/14 at #3 Duke

Beat a Top 10 Team on road ..... 2/3/19 at #7 NC State

Beat a Top 15 Team on road ..... 2/26/23 at #11 Duke

Beat a Top 20 Team on road ..... 1/30/25 at #19 California

Beat a Top 25 Team on road ..... 1/7/24 at #16 Notre Dame

Played an overtime game ..... 1/4/26 vs. Stanford

Won an overtime game ..... 1/9/25 vs. Duke

Lost an overtime game ..... 1/4/26 vs. Stanford

Played a 2+ OT game ..... 12/4/14 at Rutgers (2OT)

Season-Opening Win ..... 11/3/25 vs. NC Central

Home-Opening Win ..... 11/3/25 vs. NC Central

ACC-Opening Win ..... 12/31/23 vs. Clemson

ACC-Home Opening Win ..... 12/31/23 vs. Clemson

ACC-Road Opening Win ..... 12/29/25 at Boston College

ACC-Opening Win at Home ..... 12/31/23 vs. Clemson

ACC-Opening Win on Road ..... 12/19/21 at Boston College

# BANGHART ERA SINGLE-GAME RECORDS

## SHOOTING

FG PCT .....	66.1% vs. UNCG, 11/23/25
FG PCT in a Half .....	75.0% vs. Duke (1H), 1/19/23
FG PCT in a Quarter .....	90.0% vs. Duke (3Q), 1/19/23
FG PCT Disparity in Halves.....	47% (75% vs. 28%) vs. Duke, 1/19/23
FG Made .....	46 vs. NC Central, 11/29/24
FG Attempted .....	86 vs. Appalachian State, 11/17/21
3PT PCT .....	66.7% vs. James Madison, 11/17/21
3PT Made .....	14, 3x, last vs. Kansas State, 11/28/25
3PT Attempted .....	44 vs. Charleston Southern, 11/15/19
Missed Threes .....	30 vs. Charleston Southern, 11/15/19
FT Percent .....	100%, 3x, last at Syracuse, 2/20/25
FT Made .....	28 vs. Alabama State, 12/21/21
FT Attempted .....	43 vs. Alabama State, 12/21/21

## SCORING

Points .....	119 vs. NC Central, 11/29/24
Points in a Half .....	65 vs. NC Central (1H), 11/29/24
Points in a Quarter .....	40 vs. Gardner-Webb (3Q), 11/18/23
Points in a First Half .....	65 vs. NC Central, 11/29/24
Points in a Second Half .....	57, 2x, last vs. Gardner-Webb, 11/8/23
Points, ACC Game .....	92 vs. Syracuse, 12/17/20
Margin of Victory .....	76 vs. NC Central, 11/29/24
Margin of Victory, ACC Game .....	51 at Boston College, 12/29/25
Players Scoring in Double Figures .....	6, 7x, last vs. Norfolk State 12/21/24

## DEFENSIVE

Fewest Points Allowed .....	25 vs. South Carolina State, 11/26/22
Fewest Points in a Half Allowed .....	7 vs. Appalachian State (1H), 11/17/21
Fewest in a Quarter Allowed .....	1 vs. South Carolina State (1Q), 11/16/22
Fewest Points in a First Half Allowed .....	7 vs. Appalachian State, 11/17/21
Fewest Points in a Second Half .....	10 vs. South Carolina State, 11/16/22
Fewest Points Allowed, ACC Game .....	33 at SMU, 1/16/25

## TEAM STATS

Assists .....	28 vs. NC Central, 11/29/24
Blocks .....	11, 2x, last vs. NC Central, 11/29/24
Bench Points .....	57 vs. High Point, 11/19/20
Fast Break Points .....	29 at Syracuse, 1/19/21
Fouls .....	25, 2x last vs. South Carolina, 11/30/23
Points in the Paint .....	70 vs. NC Central, 11/29/24
Rebounds .....	67 vs. South Carolina State, 11/16/22
Offensive Rebounds .....	29 vs. South Carolina State, 11/16/22
Defensive Rebounds .....	40, 2x, last vs. Miami, 2/6/22
Second Chance Points .....	28, 3x, last vs. Gardner-Webb, 11/8/23
Steals .....	19, 2x, last vs. Elon, 11/6/25

Turnovers Forced .....	36 vs. North Carolina A&T, 11/9/21
Turnovers Committed .....	26 vs. Duke, 1/9/25
Points off Turnovers .....	44 vs. Gardner-Webb, 11/8/23

## INDIVIDUAL PERFORMANCES

Individual Points .....	32, Deja Kelly at Syracuse, 2/9/23
Individual FGM .....	13, Deja Kelly at Syracuse, 2/9/23
Individual FG Attempted .....	26, Madinah Muhammad at Wake Forest, 2/23/20
Individual 3PT Made .....	7, Stephanie White vs. Alabama, 3/22/21
Individual 3PT Attempted .....	15, Lexi Donarski vs. Clemson, 12/31/23
Individual FT Made .....	14, Deja Kelly vs. Louisville, 1/21/24
Individual Rebounds .....	18, 3x, last Alyssa Ustby vs. Florida State (3/7/25)
Individual Offensive Rebounds .....	12, Malu Tshitenge vs. Charleston Southern, 11/15/19
Individual Defensive Rebounds .....	16, Alyssa Ustby at SMU, 1/16/25
Individual Assists .....	10, 5x, last Alyssa Ustby vs. Georgia Tech, 12/15/24
Individual Blocks .....	7, Alyssa Ustby vs. Louisville, 1/21/24
Individual Steals .....	10, Indya Nivar vs. South Dakota State, 11/27/25
Individual Minutes Played .....	45, 7x, last Lexi Donarski at Duke, 2/11/24

## MISCELLANEOUS TEAM

Home Crowd .....	6,336 vs. NC Central, 11/3/25
Overall Crowd .....	14,266, at South Carolina, 3/24/24
Deficit Overcome .....	21 vs. High Point, 11/29/20
Deficit Overcome vs. Power Four .....	17 vs. Iowa State, 11/27/22
Time Trailing in a Win .....	36:02, at Louisville, 2/23/25
Lead .....	77 vs. NC Central, 11/29/24
Lead in a Loss .....	18 vs. Virginia (3/2/25)
Lowest FG% in a Win .....	29.7% vs. NC State, 1/5/23
Scoring Margin in a Half .....	40, 3x, last vs. Miami (1H), 2/6/22
Scoring Margin in a Quarter .....	31 vs. South Carolina State (1Q), 11/16/22

## SINGLE-GAME RECORDS - INDIVIDUAL

## Points

42 Tracy Reid Virginia 1/15/98

## Field Goals Made

19 Tresa Brown Fairleigh Dickinson 1/9/84

## Field Goals Attempted

30 Dawn Royster at Radford 11/29/84  
Pam Leake vs. Georgia 12/27/85

## Three-Point Field Goals Made

10 Stephanie Watts Charleston Southern 11/22/16

## Three-Point Field Goals Attempted

17 Italee Lucas at Virginia 2/15/10

## Free Throws Made

16 Tonya Sampson Maryland 1/23/93  
Tonya Sampson Virginia 2/3/93

## Free Throws Attempted

21 Tonya Sampson Virginia 2/3/93

## Rebounds

26 Dawn Royster Delaware State 11/20/84

## Assists

16 Coretta Brown N.C. A&T 11/21/00

## Blocked Shots

9 LaToya Pringle Wofford 12/6/06

## Steals

10 Pam Leake Clemson 1/24/85  
10 Indya Nivar vs. South Dakota State 11/27/25

## SINGLE-GAME RECORDS - TEAM

## Points

124 New Orleans 12/16/13

## Field Goals Made

53 vs. Mercer 11/29/85

## Field Goals Attempted

100 vs. East Carolina 2/26/77

## Field Goal Percentage

66.2% (45-68) UM-Eastern Shore 11/25/85

## Three-Point Field Goals Made

14 Navy 12/6/91  
vs. Gonzaga 11/25/06  
vs. New Orleans 12/16/13  
at Duke 3/1/15  
Charleston Southern 11/22/16  
NC State 1/29/17  
Georgia Tech 2/16/17  
UNCW 12/5/18  
Georgia Tech 1/31/19  
Charleston Southern 11/15/19  
Norfolk State 12/21/24  
vs. Kansas State 11/28/25

## Three-Point Field Goals Attempted

44 Charleston So. 11/15/19

## Free Throws Made

37 vs. Georgia Southern 3/16/94

## Free Throws Attempted

48 vs. Georgia Southern 3/16/94

## Highest Free Throw Percentage \* 10 or more made

100% (16-16) at UCLA 12/31/87

## Rebounds

73 vs. Clemson 2/5/76

## Assists

37 Duke 2/21/97

## Blocked Shots

14 Winthrop 2/1/94  
Winston-Salem State 11/12/06

## Steals

34 Coastal Carolina 12/8/93

## SINGLE-GAME RECORDS - OPPONENT

## Points

48 Mimi McKinney Virginia 1/15/98

## Fewest Points Scored - TEAM

21 Savannah State 12/29/11  
NC Central 12/12/12

## Field Goals Made

20 Barbara Kennedy Clemson 2/20/82

## Field Goals Attempted

33 Barbara Kennedy Clemson 2/20/82

## Three-Point Field Goals Made

8 Ashley Holliday Kennesaw State 11/27/11  
Imani Wright at Florida State 12/31/17  
Gabrielle Cooper Syracuse 2/22/18

## Three-Point Field Goals Attempted

20 Jaleesa Ross Fresno State 3/19/11

## Free Throws Made

20 Shay Doron Maryland 1/9/05

## Free Throws Attempted

22 Shay Doron Maryland 1/9/05  
Jeanette Jackson Prairie View A&M

## Rebounds

25 Ta'Shia Phillips Xavier 11/19/08

## Assists

17 Suzie McConnell Penn State 3/17/85

## Blocked Shots

8 Genia Beasley NC State 1/24/79  
Anne Donovan Old Dominion 1/30/80  
Alison Bales Duke 2/25/06  
Khadija Faye at Pittsburgh 1/19/25  
Makayla Timpson Florida State 3/7/25

## Steals

10 Nancy Lieberman Old Dominion 1/30/80



## GAME-BY-GAME CATEGORY LEADERS

Date	Opponent	Result	Points	Rebounds	Assists	Steals	Blocks	Minutes
11/3	NC Central	W, 90-42	15 (Brooks)	11 (Toomey)	3 (Aarnisalo)	4 (Nivar)	4 (Toomey)	27:49 (Aarnisalo)
11/6	Elon	W, 71-37	13 (Nivar)	12 (Toomey)	4 (Aarnisalo/Brooks)	6 (Nivar)	2 (Harris)	28:11 (Aarnisalo)
11/13	vs. UCLA	L, 60-78	13 (Aarnisalo)	6 (Toomey)	4 (Kelly/Nivar)	1 (5 players)	1 (4 players)	35:37 (Aarnisalo)
11/15	vs. Fairfield	W, 82-68	14 (Hull)	7 (Harris)	4 (Grant)	4 (Nivar)	1 (Brooks)	28:16 (Grant)
11/20	at N.C. A&T	W, 85-50	14 (Brooks & Nivar)	10 (Nivar)	3 (3 players)	3 (2 players)	2 (Brooks/Nivar)	26:05 (Toomey)
11/23	UNCG	W, 94-48	19 (Toomey)	7 (Toomey)	4 (3 players)	3 (3 players)	2 (Hull/Nivar)	29:03 (Grant)
11/27	vs. South Dakota St.	W, 83-48	14 (Aarnisalo/Harris)	12 (Nivar)	5 (Nivar)	10 (Nivar)	2 (Nivar)	31:16 (Nivar)
11/28	vs. Kansas State	W, 85-73	15 (Grant)	7 (Harris/Toomey)	7 (Nivar)	4 (Nivar)	1 (Brooks)	34:05 (Grant)
11/29	vs. Columbia	W, 80-63	19 (Grant)	6 (Nivar)	6 (Nivar)	6 (Nivar)	--	36:03 (Aarnisalo)
12/4	at Texas	L (64-79)	17 (Nivar)	8 (Toomey)	3 (Nivar)	2 (Nivar)	3 (Toomey)	37:39 (Toomey)
12/7	Boston University	W (82-40)	14 (Aarnisalo)	9 (Harris)	4 (3 players)	4 (Henderson)	5 (Toomey)	29:48 (Grant)
12/14	Louisville	L (66-76 OT)	13 (Henderson)	9 (Harris)	4 (Kelly)	1 (3 players)	1 (2 players)	42:23 (Grant)
12/17	UNCW	W (84-34)	16 (Brooks)	9 (Nivar)	3 (3 players)	2 (2 players)	4 (Toomey)	20:36 (Toomey)
12/21	Charleston Southern	W (93-74)	19 (Brooks)	6 (2 players)	6 (Nivar)	3 (Kelly)	2 (Thomas)	29:44 (Aarnisalo)
12/29	at Boston College	W (91-39)	19 (Harris)	9 (Harris)	5 (Grant)	4 (Aarnisalo)	2 (Toomey)	21:32 (Toomey)
1/1	California	W (71-55)	16 (Nivar)	10 (Harris)	6 (Nivar)	5 (Harris)	3 (Toomey)	35:08 (Nivar)
1/4	Stanford	L (71-77 OT)	18 (Harris)	5 (Harris/Toomey)	3 (4 players)	4 (Nivar)	1 (Harris/Toomey)	39:43 (Toomey)
1/11	at Notre Dame	L, 50-73	14 (Harris)	8 (Harris)	2 (Brooks)	3 (Nivar)	3 (Nivar)	35:32 (Nivar)
1/15	Miami							
1/18	at Florida State							
1/22	at Georgia Tech							
1/25	Syracuse							
2/2	at NC State							
2/5	Clemson							
2/8	at Wake Forest							
2/12	SMU							
2/15	at Duke							
2/19	at Virginia Tech							
2/22	Pittsburgh							
2/26	at Virginia							
3/1	Duke							

# STREAKS - SINGLE-GAME SUPERLATIVES

## Record with Starting Lineup

Harris, Toomey, Kelly, Aarnisalo, Nivar --- 5-3  
Harris, Toomey, Kelly, Grant, Nivar --- 3-1  
Grant, Toomey, Kelly, Aarnisalo, Nivar --- 5-0  
Harris, Toomey, Grant, Aarnisalo, Nivar --- 1-1

## Games as leading scorer (or tied for lead)

	25-26	Career*
Indya Nivar	5	6
Reniya Kelly	--	6
Lanie Grant	2	6
Nyla Brooks	5	5
Elina Aarnisalo	3	3
Nyla Harris	3	3
Laila Hull	1	2
Ciera Toomey	1	1
Taliyah Henderson	1	1

\* -- at UNC

## Double-Digit Scoring Games

	25-26	Career*
Indya Nivar	15	35
Reniya Kelly	--	16
Lanie Grant	4	15
Ciera Toomey	12	14
Nyla Harris	12	12
Nyla Brooks	11	11
Elina Aarnisalo	10	10
Taliyah Henderson	4	4
Laila Hull	1	2

\* -- at UNC

## 20+ point games

	25-26	Career*
Reniya Kelly	--	3

\* -- at UNC

## 30+ point games

	25-26	Career*
--	-------	---------

## Games as leading rebounder (or tied)

	25-26	Career*
Indya Nivar	4	9
Nyla Harris	8	8
Ciera Toomey	7	7
Blanca Thomas	--	3
Taliyah Henderson	1	1
Taissa Queiroz	1	1

\* -- at UNC

## Double-digit rebounding games

	25-26	Career*
Indya Nivar	2	4
Ciera Toomey	2	2
Nyla Harris	2	2
Blanca Thomas	--	1

\* -- at UNC

## Games as leader in assists (or tied for lead)

	25-26	Career*
Indya Nivar	12	23
Reniya Kelly	3	11
Lanie Grant	7	7
Elina Aarnisalo	4	4
Ciera Toomey	2	2
Nyla Brooks	2	2
Taliyah Henderson	1	1
Taissa Queiroz	1	1

\* -- at UNC

## Double-Doubles

	25-26	Career*
Nyla Harris	2	2
Indya Nivar	1	2
Ciera Toomey	1	1

\* -- at UNC

## Consecutive games with a 3-pointer

Lanie Grant	7
Reniya Kelly	1

## Games Fouled Out (2025-26 season)

Indya Nivar	2
Nyla Harris	1

## Largest UNC Lead

53 (4th quarter - 0:48 - at Boston College)

## Largest UNC Lead in ACC play

53 (4th quarter - 0:48 - at Boston College)

## Largest UNC Deficit

29 (4th quarter - 8:00 - Notre Dame)

## Largest UNC Deficit after halftime

29 (4th quarter - 8:00 - Notre Dame)

## Largest UNC Deficit in ACC play

29 (4th quarter - 8:00 - Notre Dame)

## Largest UNC Lead in a Loss

7, 2x, last (2nd Quarter - 2:46 - Stanford)

## Largest UNC Deficit in a Win

9 (1st quarter - 2:17 vs. Fairfield)

## Largest UNC Deficit in an ACC win

5 (1st quarter - 0:17 - California)

## Largest UNC Halftime Lead

32 (NC Central)

## Largest UNC halftime lead in a loss

5 (Stanford)

## Largest UNC haltime deficit

8 (at Texas)

## Largest UNC haltime deficit in a win

2 (California)

## Highest UNC 1st half FG%

64.5% (at Boston College)

## Lowest UNC 1st half FG%

30.3% (Elon)

## Lowest UNC 1st half FG% vs ACC

34.4% (at Notre Dame)

## Highest UNC 2nd half FG%

70.4% (UNCG)

## Highest UNC 2nd half FG% vs ACC

51.5% (California)

## Lowest UNC 2nd half FG %

30.3% (vs. UCLA)

## Most Points by Carolina in a Quarter

30 (2nd quarter, NC Central)

## Most Points by Carolina in an ACC Quarter

26 (2nd quarter - at Boston College)

## Fewest Points by Carolina in a Quarter

5 (3rd quarter - at Notre Dame)

## Most Points by Carolina in 1st Half

53 (NC Central)

## Most Points by Carolina in ACC 1st Half

46 (at Boston College)

## Fewest Points by Carolina in 1st Half

27 (at Notre Dame)

## Fewest Points by Carolina in ACC 1st Half

27 (at Notre Dame)

## Most Points by Carolina in 2nd Half

45, 3x, last (Columbia)

## Most Points by Carolina in ACC 2nd Half

44 (at Boston College)

## Fewest Points by Carolina in 2nd Half

23 (at Notre Dame)

## Most Points by Opponent in a Quarter

25 (4th quarter - Charleston So.)

## Most by ACC Opponent in a Quarter

26 (1st quarter - Louisville)

## Fewest Points by Opponent in a Quarter

4 (4th quarter - UNCW)

## Fewest by ACC Opponent in a Quarter

5 (2nd quarter - Louisville)

## Most Points by Opponent in 1st Half

39 (at Texas)

## Most Points by ACC Opponent in 1st Half

38 (Louisville)

## Fewest Points by Opponent in 1st Half

18, 2x, last (at Boston College)

## Fewest Points by ACC Opponent in 1st Half

18 (at Boston College)

## Most Points by Opponent in 2nd Half

49 (Charleston So.)

## Most Points by ACC Opponent in 2nd Half

40 (at Notre Dame)

## Fewest Points by Opponent in 2nd Half

16 (UNCW)

## Fewest Points by ACC Opponent in 2nd Half

21, 2x, last (California)

# HIGHS AND LOWS - TAR HEELS AND OPPONENTS

<b>CAROLINA</b>	<b>High</b>	<b>Low</b>
Points	94 (UNCG, 11/23/25)	50 (at Notre Dame, 1/11/26)
Points in the 1st half	53 (NC Central, 11/3/25)	27 (at Notre Dame, 1/11/26)
Points in the 2nd half	45, 3x, last (Columbia, 11/29/25)	23 (at Notre Dame, 1/11/26)
Points in a Quarter	30 (2Q, NC Central, 11/3/25)	5 (3Q, at Notre Dame, 1/11/26)
Scoring Margin	51 (at Boston College, 12/29/25)	23 (at Notre Dame, 1/11/26)
Field Goals	39 (UNCG, 11/23/25)	19 (at Notre Dame, 1/11/26)
Field Goal Attempts	73 (South Dakota State, 11/27/25)	49 (at Texas, 12/4/25)
FG Percentage	66.1% (UNCG, 11/23/25)	34.5% (at Notre Dame, 1/11/26)
FG Percentage in a Half	70.4% (2H, UNCG, 11/23/25)	30.3%, 2x, last (UCLA, 11/13/25)
FG Percentage in a Quarter	76.9%, 2x, last (1Q, at Texas, 12/4/25)	16.7% (3Q, at Notre Dame, 1/11/26)
3-Point Field Goals	14 (Kansas State, 11/28/25)	2 (at Texas, 12/4/25)
3-Point Attempts	34 (at N.C. A&T, 11/20/25)	11 (at Texas, 12/4/25)
3-Point Percentage (min. 10 att.)	80.0% (UNCG, 11/23/25)	15.4% (Elon, 11/6/25)
3-Point Percentage in a Half (min. 5 att.)	75% (2H, UNCG, 11/23/25)	0.0% 2x, last (2H, Stanford, 1/4/26)
3-Point Percentage in a Quarter (min. 3 att.)	80%, 2x, last (3Q, BU, 12/7/25)	0.0%, 5x, last (4Q, Stanford, 1/4/26)
Free Throws Made	18 (Stanford, 1/6/25)	3, (UCLA, 11/13/25)
Free Throw Attempts	30 (Stanford, 1/6/25)	5, 2x, last (UNCG, 11/23/25)
FT Pct. (min. 10 att.)	80.0% (at Texas, 12/4/25)	33.3% (UNCW, 12/17/25)
Offensive Rebounds	21 (Elon, 11/6/25)	7, 2x, last (Stanford, 1/4/26)
Defensive Rebounds	37, 2x, last (at Boston College, 12/29/25)	18, 2x, last (Notre Dame, 1/11/26)
Total Rebounds	54 (UNCW, 12/17/25)	26 (Kansas State, 11/28/25)
Rebound Margin	+28 (NC Central, 11/3/25)	- 16 (UCLA, 11/13/25)
Assists	24 (at Boston College, 12/29/25)	6 (at Notre Dame, 1/11/26)
Turnovers	22 (at Notre Dame, 1/11/26)	9, 3x, last (BU, 12/7/25)
Blocked Shots	9 (UNCW, 1 2/17/25)	0 (Columbia, 11/29/25)
Steals	19 (Elon, 11/6/25)	3 (Louisville, 12/14/25)
<b>OPPONENTS</b>	<b>High</b>	<b>Low</b>
Points	79 (at Texas, 12/4/25)	34 (UNCW, 12/17/25)
Points in a Half	49 (2H, Charleston So., 12/21/25)	16 (2H, UNCW, 12/17/25)
Points in a Quarter	26 (1Q, Louisville, 12/14/25)	4 (4Q, UNCW, 12/17/25)
Field Goals	32 (UCLA, 11/13/25)	13, 2x, last (at Boston College, 12/29/25)
Field Goal Attempts	67 (Louisville, 12/14/25)	45 (BU, 12/7/25)
FG Percentage	56.3% (Kansas State, 11/28/25)	21.3% (at Boston College, 12/29/25)
FG Percentage in a Half	60.9% (2H, Kansas State, 11/28/25)	16.7% (2H, UNCW, 12/17/25)
FG Percentage in a Quarter	77.8% (4Q, Kansas State, 11/28/25)	7.1% (4Q, UNCW, 12/17/25)
3-Point Field Goals	12 (Charleston So., 12/21/25)	0 (at N.C. A&T, 11/20/25)
3-Point Attempts	26, 2x, last (at Boston College, 12/29/25)	6 (at N.C. A&T, 11/20/25)
3-Point Percentage (min. 10 attempts)	53.8% (Kansas State, 11/28/25)	0.0% (at N.C. A&T, 11/20/25)
Free Throws Made	17 (at Texas, 12/4/25)	4, 2x, last (Cal, 1/1/26)
Free Throw Attempts	31 (at N.C. A&T, 11/20/25)	5, 2x, last (Cal, 1/1/26)
Offensive Rebounds	17 (at Notre Dame, 1/11/26)	2 (Charleston So., 12/21/25)
Defensive Rebounds	33, 2x, last (Louisville, 12/14/25)	11 (UNCG, 11/23/25)
Total Rebounds	46 (UCLA, 11/13/25)	20 (NC Central, 11/3/25)
Assists	24 (UCLA, 11/13/25)	6, 2x, last (at Boston College, 12/29/25)
Turnovers	27 (Elon, 11/6/25)	8 (at Texas, 12/4/25)
Blocked Shots	8 (Elon, 11/6/25)	0, 2x, last (Stanford, 1/4/26)
Steals	11, 3x, last (at Notre Dame, 1/11/26)	1 (BU, 12/7/25)
<b>INDIVIDUAL BESTS</b>	<b>North Carolina</b>	<b>Opponents</b>
Points	19-4x, last Nyla Harris (at Boston College, 12/29/25)	31-2x, last Hannah Hidalgo (at Notre Dame, 1/11/26)
Field Goals	9-2x, last Nyla Harris (at Boston College, 12/29/25)	13-Hannah Hidalgo (at Notre Dame, 1/11/26)
Field Goal Attempts	16-2x, last Nyla Brooks (Charleston So., 12/21/25)	25-Hannah Hidalgo (at Notre Dame, 1/11/26)
Field Goal Percentage (min. 5 made)	100%-3x, last Taliyah Henderson (Louisville, 12/14/25)	75%-2x, last Izela Arena (Kansas State, 11/28/25)
3-Point Field Goals	6-Nyla Brooks (Charleston So., 12/21/25)	4-3x, last Vanessa de Jesus (at Notre Dame, 1/11/26)
3-Field Goal Attempts	12-Nyla Brooks (Charleston So., 12/21/25)	9-Riley Weiss (Columbia, 11/29/25)
3-Point Field Goal Pct (min. 2 made)	100%-2x, last Taliyah Henderson (Louisville, 12/14/25)	100%-Taryn Sides (Kansas State, 11/28/25)
Free Throws Made	6-3x, last Nyla Harris (Stanford, 1/4/26)	10-Madison Booker (at Texas, 12/4/25)
Free Throw Percentage (min. 4 made)	100%-Lanie Grant (Elon, 11/6/25)	100%-3x, last Skylar Jones (Louisville, 12/14/25)
Offensive Rebounds	5-6x, last Nyla Harris (at Notre Dame, 1/11/26)	6-Cassandra Prosper (at Notre Dame, 1/11/26)
Defensive Rebounds	9-Indya Nivar (at N.C. A&T, 11/20/25)	9-Tyonna Bailey (Charleston So., 12/21/25)
Total Rebounds	12-2x, last Indya Nivar (South Dakota State, 11/27/25)	14-Cassandra Prosper (at Notre Dame, 1/11/26)
Assists	7-Indya Nivar (Kansas State, 11/28/25)	8-2x, last Rori Harmon (at Texas, 12/4/25)
Turnovers	7-Indya Nivar (Louisville, 12/14/25)	8-Ashanti Fox (Elon, 11/6/25)
Blocked Shots	5-Ciera Toomey (BU, 12/7/25)	2-5x, last Iyanna Moore (at Notre Dame, 1/11/26)
Steals	10-Indya Nivar (South Dakota State, 11/27/25)	7-Hannah Hidalgo (at Notre Dame, 1/11/26)
Minutes Played	42:23-Lanie Grant (Louisville, 12/14/25)	42:40-Taijanna Roberts (Louisville, 12/14/25)
Minutes Played in OT	42:23-Lanie Grant (Louisville, 12/14/25)	42:40-Taijanna Roberts (Louisville, 12/14/25)



## STARTING LINEUPS -MINUTES PLAYED

11/3 - NC Central	Harris (20:13)	Toomey (25:20)	Kelly (5:07)	Aarnisalo (27:49)	Nivar (21:26)
11/6 - Elon	Harris (14:35)	Toomey (27:06)	Kelly (9:50)	Grant (27:04)	Nivar (26:14)
11/13 - vs. UCLA	Harris (19:42)	Toomey (33:34)	Kelly (21:42)	Aarnisalo (35:37)	Nivar (33:17)
11/15 - vs. Fairfield	Grant (28:16)	Toomey (17:07)	Kelly (25:13)	Aarnisalo (23:38)	Nivar (18:26)
11/20 - at N.C. A&T	Harris (17:44)	Toomey (26:05)	Kelly (18:47)	Aarnisalo (23:47)	Nivar (24:03)
11/23 - UNCG	Grant (29:03)	Toomey (22:03)	Kelly (21:23)	Aarnisalo (27:09)	Nivar (24:00)
11/27 - vs. South Dakota St.	Grant (23:32)	Toomey (19:36)	Kelly (20:26)	Aarnisalo (28:45)	Nivar (31:36)
11/28 - vs. Kansas State	Grant (34:05)	Toomey (18:44)	Kelly (31:55)	Aarnisalo (17:55)	Nivar (32:54)
11/29 - vs. Columbia	Grant (35:51)	Toomey (25:28)	Kelly (23:09)	Aarnisalo (36:03)	Nivar (29:17)
12/4 - at Texas	Harris (18:48)	Toomey (37:39)	Kelly (27:07)	Aarnisalo (31:13)	Nivar (33:44)
12/7 - Boston U	Harris (19:32)	Toomey (19:21)	Grant (29:48)	Aarnisalo (27:21)	Nivar (26:13)
12/14 - Louisville	Harris (24:20)	Toomey (31:03)	Grant (42:23)	Aarnisalo (23:13)	Nivar (33:33)
12/17 - UNCW	Harris (16:17)	Toomey (20:36)	Kelly (13:33)	Aarnisalo (16:56)	Nivar (20:29)
12/21 - Charleston So.	Harris (10:44)	Toomey (17:54)	Kelly (24:47)	Aarnisalo (29:44)	Nivar (29:39)
12/29 - at Boston College	Harris (18:36)	Toomey (21:32)	Kelly (20:31)	Grant (19:26)	Nivar (17:37)
1/1 - Cal	Harris (32:13)	Toomey (24:32)	Kelly (34:34)	Grant (20:33)	Nivar (35:08)
1/4 - Stanford	Harris (29:13)	Toomey (39:43)	Kelly (26:39)	Aarnisalo (33:54)	Nivar (36:35)
1/11 - at Notre Dame	Harris (30:05)	Toomey (12:14)	Kelly (35:32)	Aarnisalo (19:05)	Nivar (26:06)
1/15 - Miami					
1/18 - at Florida State					
1/22 - at Georgia Tech					
1/25 - Syracuse					
2/2 - at NC State					
2/5 - Clemson					
2/8 - at Wake Forest					
2/12 - SMU					
2/15 - at Duke					
2/19 - at Virginia Tech					
2/22 - Pitt					
2/26 - at Virginia					
3/1 - Duke					

## TAR HEEL STARTING-GAMES PLAYED HISTORY

CAREER STARTS			CAREER GAMES PLAYED		
Name	Season	Career	Name	Season	Career
Elina Aarnisalo	14	24	Elina Aarnisalo	18	55
Liza Astakhova	--	--	Liza Astakhova	7	7
Sydney Barker	--	--	Sydney Barker	9	30
Nyla Brooks	--	--	Nyla Brooks	18	18
Lanie Grant	11	13	Lanie Grant	17	54
Nyla Harris	13	94	Nyla Harris	17	122
Taliyah Henderson	--	--	Taliyah Henderson	17	17
Laila Hull	--	--	Laila Hull	17	40
Reniya Kelly	16	60	Reniya Kelly	17	71
Indya Nivar	18	59	Indya Nivar	18	122
Taissa Queiroz	--	--	Taissa Queiroz	8	8
Blanca Thomas	--	5	Blanca Thomas	9	42
Ciera Toomey	18	19	Ciera Toomey	18	50
Jordan Zubich	--	--	Jordan Zubich	10	27

# GAME-BY-GAME NUMBERS

Game	Q1/Q2/Q3/Q4/OT	H1/H2	FGM-A-%	3FGM-A-%	FTM-A-%	Reb (O/D)	PF-DQ	Ast.	TO	ST	BLK	Largest Lead
UNC	23/30/23/14	53/37	36/68/.529	8/20/.400	10/19/.526	11/37/48	21/0	16	19	10	6	48 (4th - 0:01)
NCCU	9/12/12/9	21/21	15/57/.263	5/14/.357	7/16/.357	4/16/20	19/0	7	19	5	3	2 (1st-9:15)
UNC	16/13/23/19	29/42	28/71/.394	4/26/.154	11/17/.647	21/26/47	11/0	16	13	19	3	34 (4th-1:11)
ELON	12/8/9/8	20/17	15/52/.288	3/19/.158	4/5/.800	10/25/35	17/0	6	27	8	4	3 (1st-7:14)
UNC	17/17/12/14	34/26	24/69/.348	9/33/.273	3/5/.600	12/18/30	9/0	14	9	5	4	6 (2nd-5:49)
UCLA	12/23/23/20	35/43	32/61/.525	6/20/.300	8/11/.727	13/33/46	12/0	24	14	4	4	19 (4th-1:14)
UNC	11/26/22/23	37/45	28/67/.418	8/25/.320	18/24/.750	15/20/35	22/0	14	10	9	1	25 (4th-6:03)
FAIR	19/6/20/23	25/43	23/48/.479	8/23/.348	14/16/.875	6/26/32	20/0	14	25	2	3	9 (1st-2:17)
UNC	14/29/26/16	43/42	33/69/.478	12/34/.353	7/10/.700	13/25/38	24/1	19	18	13	5	43 (4th-5:25)
NC A&T	8/13/12/17	21/29	17/47/.362	0/6/.000	16/31/.516	11/26/37	12/0	7	26	6	3	0 (1st-10:00)
UNC	23/26/21/24	49/45	39/59/.661	12/20/.600	4/5/.800	9/20/29	14/0	20	12	14	7	46 (4th-0:55)
UNCG	8/22/10/8	30/18	15/50/.300	7/22/.318	11/13/.846	12/11/23	10/0	8	23	4	1	0 (1st-10:00)
UNC	16/25/23/19	41/42	33/73/.452	10/31/.323	7/15/.467	12/32/44	17/0	21	9	15	3	38 (4th-1:32)
SDSU	9/14/10/15	23/25	18/54/.333	2/19/.105	10/16/.625	6/31/37	10/0	9	21	6	1	9 (1st-10:00)
UNC	22/28/20/15	50/35	30/55/.545	14/26/.538	11/17/.647	7/19/26	22/0	21	13	10	1	21 (3rd-2:02)
KSTATE	15/17/19/22	32/41	27/48/.563	7/13/.538	12/24/.500	8/19/27	18/0	11	17	4	2	5 (1st-8:33)
UNC	12/23/22/23	35/45	34/59/.576	5/12/.417	7/16/.438	9/19/28	15/1	18	11	14	0	19 (4th-4:33)
COL	9/22/18/14	31/32	22/48/.458	10/21/.476	9/11/.818	6/19/25	17/1	16	21	4	3	3 (2nd-2:36)
UNC	21/10/14/18	31/33	23/49/.469	2/11/.182	16/20/.800	10/21/31	19/0	7	20	5	5	7 (1st-0:33)
TEX	16/23/24/16	39/40	29/63/.460	4/9/.444	17/21/.810	13/17/30	14/0	15	8	11	6	24 (4th-4:17)
UNC	21/17/28/16	38/44	32/72/.444	11/25/.440	7/9/.778	18/27/45	9/0	16	9	12	6	44 (4th-1:49)
BU	12/7/12/9	19/21	13/45/.289	5/20/.250	9/11/.818	4/21/25	13/0	9	22	1	2	1 (1st-9:27)
UNC	24/9/18/15/0	33/33	24/64/.375	11/29/.379	7/12/.583	10/29/39	14/0	13	16	3	2	3 (4th-0:19)
LOU	26/12/18/10/10	38/28	27/67/.403	8/26/.308	14/17/.824	11/33/44	14/0	14	14	11	2	10 (OT-0:04)
UNC	27/20/20/17	47/37	34/70/.486	11/32/.344	5/15/.333	20/34/54	13/0	19	15	11	9	50 (4th-0:45)
UNCWV	12/6/12/4	18/16	14/56/.250	1/14/.071	5/10/.500	9/20/29	13/0	7	22	8	2	2 (1st-9:41)
UNC	23/27/20/23	50/43	33/68/.485	11/25/.440	16/23/.696	17/29/46	20/0	22	12	9	2	27 (3rd-9:45)
CSU	13/12/24/25	25/49	24/53/.453	12/23/.522	14/21/.667	2/19/21	18/0	13	15	5	0	3 (1st-9:50)
UNC	20/26/23/21	46/44	38/66/.576	8/25/.320	6/9/.667	10/37/47	16/0	24	11	11	3	53 (4th-0:48)
BC	13/5/13/8	18/21	13/61/.213	4/26/.154	9/11/.818	11/20/31	12/0	6	17	3	1	0 (1st-10:00)
UNC	14/18/18/21	32/39	30/63/.476	3/14/.214	8/11/.727	10/22/32	14/0	16	11	12	3	18 (4th-1:41)
CAL	17/17/13/8	34/21	22/52/.423	7/19/.368	4/5/.800	6/23/29	16/0	14	22	4	2	5 (1st-0:17)
UNC	18/16/20/11/6	34/31	25/56/.446	3/14/.214	18/30/.600	7/21/28	18/0	14	15	10	2	7 (2nd-2:46)
STAN	14/15/21/15/12	29/36	27/60/.450	8/23/.348	15/18/.833	11/29/40	26/1	17	22	6	0	6 (OT - 0:25)
UNC	9/18/5/18	27/23	19/55/.345	4/14/.286	8/11/.727	14/18/32	16/1	6	22	10	5	0 (1st-10:00)
ND	15/18/22/18	33/40	28/63/.444	6/16/.375	11/15/.733	17/23/40	11/0	11	15	11	4	29 (4th-8:00)
UNC												
MIA												
UNC												
FSU												
UNC												
GT												
UNC												
SYR												
UNC												
NCSU												
UNC												
CLEM												
UNC												
WFU												
UNC												
SMU												
UNC												
DUKE												
UNC												
VT												
UNC												
PITT												
UNC												
UVA												
UNC												
DUKE												

## SPECIALTY STATS BY GAME

Date	Opponent	Result	2nd Chance Points	Points Off Turnovers	Fastbreak Points	Points in the Paint	Bench Points	Largest Scoring Run
11/3	NC Central	W, 90-42	17	24	21	54	39	17 (2nd-5:34)
11/6	Elon	W, 71-37	18	28	23	44	29	12 (3rd-8:06)
11/13	vs. UCLA	L, 60-78	9	11	8	22	17	10 (1st-0:00)
11/15	vs. Fairfield	W, 82-68	15	24	9	40	41	15 (2nd-3:30)
11/20	at N.C. A&T	W, 85-50	15	33	22	42	36	14 (3rd-3:53)
11/23	UNCG	W, 94-48	15	40	10	48	40	9 (3rd-3:23)
11/27	vs. South Dakota St.	W, 83-48	17	31	15	44	42	9 (1st-7:27)
11/28	vs. Kansas State	W, 85-73	7	17	10	26	35	10 (1st - 0:46)
11/29	vs. Columbia	W, 80-63	13	20	8	50	17	19 (4th - 4:33)
12/4	at Texas	L, 64-79	10	7	11	40	10	7 (1st - 0:33)
12/7	Boston University	W, 82-40	17	24	22	38	29	13 (3rd - 4:26)
12/14	Louisville	L, 66-76 (OT)	10	10	5	22	21	18 (4th - 0:19)
12/17	UNCW	W, 84-34	17	28	15	42	49	15 (4th - 2:15)
12/21	Charleston So.	W, 93-74	19	19	19	32	38	23 (2nd - 8:15)
12/29	at Boston College	W, 90-39	12	22	18	52	42	26 (4th - 6:23)
1/1	California	W, 71-55	7	19	12	50	11	18 (4th - 1:41)
1/4	Stanford	L, 71-77 (OT)	4	16	14	36	11	7 (2nd - 2:46)
1/11	at Notre Dame	L, 50-73	6	5	14	28	15	5 (4th - 0:11)
1/15	Miami							
1/18	at Florida State							
1/22	at Georgia Tech							
1/25	Syracuse							
2/2	at NC State							
2/5	Clemson							
2/8	at Wake Forest							
2/12	SMU							
2/15	at Duke							
2/19	at Virginia Tech							
2/22	Pittsburgh							
2/26	at Virginia							
3/1	Duke							



# 2025-26 North Carolina Women's Basketball Combined Team Statistics All games

Page 1/1  
as of Jan 11, 2026

## Game Records

Record	Overall	Home	Away	Neutral
ALL GAMES	13-5	7-2	2-2	4-1
CONFERENCE	2-3	1-2	1-1	0-0
NON-CONFERENCE	11-2	6-0	1-1	4-1

## Score by Periods

Team	1st	2nd	3rd	4th	OT	TOT
North Carolina	331	378	359	327	6	1401
Opponents	239	252	292	249	22	1054

## Team Box Score

No.	Player				Total		3-Point		F-Throw		Rebounds													
		GP-GS	MIN	AVG	FG-FGA	FG%	3FG-3FGA	3FG%	FT-FTA	FT%	OFF	DEF	TOT	AVG	PF	DQ	A	TO	BLK	STL	PTS	AVG		
24	NIVAR, Indya	18-18	499:57	27.8	80-170	.471	14-42	.333	28-51	.549	20	72	92	5.1	56	2	63	44	13	59	202	11.2		
21	TOOMEY, Ciera	18-18	439:36	24.4	82-137	.599	10-35	.286	25-37	.676	48	74	122	6.8	40	0	29	26	27	12	199	11.1		
2	HARRIS, Nyla	17-13	339:53	20.0	73-123	.593	1-9	.111	36-52	.692	50	57	107	6.3	35	1	17	23	7	17	183	10.8		
17	AARNISALO, Elina	18-14	465:05	25.8	74-147	.503	17-44	.386	17-21	.810	12	41	53	2.9	19	0	46	35	1	21	182	10.1		
7	BROOKS, Nyla	18-0	343:26	19.1	61-148	.412	36-87	.414	9-23	.391	5	42	47	2.6	26	0	20	23	6	15	167	9.3		
0	GRANT, Lanie	16-11	442:35	27.7	49-115	.426	28-71	.394	16-20	.800	2	18	20	1.3	20	0	41	28	1	12	142	8.9		
3	HENDERSON, Taliyah	17-0	200:47	11.8	36-55	.655	6-11	.545	12-24	.500	19	21	40	2.4	23	0	4	7	1	14	90	5.3		
10	KELLY, Reniya	17-16	387:01	22.8	26-108	.241	8-38	.211	15-20	.750	2	30	32	1.9	19	0	43	17	2	22	75	4.4		
4	HULL, Laila	17-0	218:20	12.8	25-62	.403	17-45	.378	6-9	.667	14	20	34	2.0	23	0	16	10	5	11	73	4.3		
26	QUEIROZ, Taissa	8-0	91:41	11.5	11-22	.500	0-3	.000	3-6	.500	5	16	21	2.6	10	0	8	7	0	5	25	3.1		
1	ZUBICH, Jordan	10-0	82:42	8.3	9-23	.391	8-21	.381	2-2	1.000	1	4	5	0.5	8	0	1	5	0	2	28	2.8		
34	THOMAS, Blanca	9-0	70:37	7.8	10-16	.625	1-1	1.000	0-1	.000	4	9	13	1.4	6	0	4	7	4	1	21	2.3		
5	ASTAKHOVA, Liza	7-0	34:47	5.0	5-18	.278	0-5	.000	0-0	.000	3	3	6	0.9	7	0	1	3	0	0	10	1.4		
15	BARKER, Sydney	9-0	33:30	3.7	2-9	.222	0-4	.000	0-2	.000	1	5	6	0.7	2	0	3	1	0	1	4	0.4		
Team											39	42	81				9							
Total		18	3650		543-1153	.471	146-416	.351	169-268	.631	225	454	679	37.7	294	3	296	245	67	192	1401	77.8		
Opponents		18	3650		381-985	.387	103-333	.309	189-272	.695	160	411	571	31.7	272	2	208	350	43	103	1054	58.6		

## Team Statistics

	UNC	OPP
<b>Scoring</b>	<b>1401</b>	<b>1054</b>
Points per game	77.8	58.6
Scoring margin	+19.3	-
<b>Field goals-att</b>	<b>543-1153</b>	<b>381-985</b>
Field goal pct	.471	.387
<b>3 point fg-att</b>	<b>146-416</b>	<b>103-333</b>
3-point FG pct	.351	.309
3-pt FG made per game	8.1	5.7
<b>Free throws-att</b>	<b>169-268</b>	<b>189-272</b>
Free throw pct	.631	.695
F-Throws made per game	9.4	10.5
<b>Rebounds</b>	<b>679</b>	<b>571</b>
Rebounds per game	37.7	31.7
Rebounding margin	+6.0	-
<b>Assists</b>	<b>296</b>	<b>208</b>
Assists per game	16.4	11.6
<b>Turnovers</b>	<b>245</b>	<b>350</b>
Turnovers per game	13.6	19.4
Turnover margin	+5.8	-
Assist/turnover ratio	1.2	0.6
<b>Steals</b>	<b>192</b>	<b>103</b>
Steals per game	10.7	5.7
<b>Blocks</b>	<b>67</b>	<b>43</b>
Blocks per game	3.7	2.4
<b>Winning streak</b>	<b>0</b>	<b>-</b>
Home win streak	0	-
<b>Attendance</b>	<b>27931</b>	<b>22175</b>
Home games-Avg/Game	9-3103	4-5544
Neutral site-Avg/Game	-	5-861

## Team Results

Date	Opponent		Score	Att.
11/03/2025	N.C. Central	W	90-42	6336
11/06/2025	Elon	W	71-37	3111
11/13/2025	vs UCLA	L	60-78	1588
11/15/2025	vs Fairfield	W	82-68	2116
11/20/2025	at N.C. A&T	W	85-50	3841
11/23/2025	UNC Greensboro	W	94-48	2418
11/27/2025	vs South Dakota St.	W	83-48	200
11/28/2025	vs Kansas St.	W	85-73	200
11/29/2025	vs Columbia	W	80-63	200
12/04/2025	at Texas	L	64-79	9020
12/07/2025	Boston U.	W	82-40	3139
12/14/2025	Louisville	Lot	66-76	2622
12/17/2025	UNCW	W	84-34	1824
12/21/2025	Charleston So.	W	93-74	2369
12/29/2025	at Boston College	W	90-39	1213
01/01/2026	California	W	71-55	3036
01/04/2026	Stanford	Lot	71-77	3076
01/11/2026	at Notre Dame	L	50-73	8101





# 2025-26 North Carolina Women's Basketball Combined Team Statistics In Conference games

Page 1/1  
as of Jan 11, 2026

## Game Records

Record	Overall	Home	Away	Neutral
ALL GAMES	2-3	1-2	1-1	0-0
CONFERENCE	2-3	1-2	1-1	0-0
NON-CONFERENCE	0-0	0-0	0-0	0-0

## Score by Periods

Team	1st	2nd	3rd	4th	OT	TOT
North Carolina	85	87	84	86	6	348
Opponents	85	67	87	59	22	320

## Team Box Score

No.	Player				Total		3-Point		F-Throw		Rebounds													
		GP-GS	MIN	AVG	FG-FGA	FG%	3FG-3FGA	3FG%	FT-FTA	FT%	OFF	DEF	TOT	AVG	PF	DQ	A	TO	BLK	STL	PTS	AVG		
2	HARRIS, Nyla	5-5	134:26	26.9	31-46	.674	1-3	.333	12-18	.667	18	23	41	8.2	11	0	7	8	1	11	75	15.0		
21	TOOMEY, Ciera	5-5	129:03	25.8	22-41	.537	3-9	.333	5-9	.556	9	23	32	6.4	12	0	9	6	7	1	52	10.4		
0	GRANT, Lanie	5-4	147:39	29.5	15-37	.405	8-21	.381	3-4	.750	0	6	6	1.2	9	0	11	12	0	5	41	8.2		
24	NIVAR, Indya	5-5	148:59	29.8	15-43	.349	1-8	.125	8-14	.571	1	15	16	3.2	17	1	13	20	3	13	39	7.8		
10	KELLY, Reniya	5-4	144:13	28.8	13-44	.295	3-14	.214	8-9	.889	1	10	11	2.2	6	0	11	6	1	8	37	7.4		
17	AARNISALO, Elina	5-2	110:57	22.2	12-28	.429	3-8	.375	3-4	.750	1	9	10	2.0	6	0	12	10	0	4	30	6.0		
3	HENDERSON, Taliyah	5-0	46:16	9.3	10-13	.769	4-5	.800	1-4	.250	2	6	8	1.6	4	0	0	1	0	0	25	5.0		
7	BROOKS, Nyla	5-0	81:31	16.3	7-23	.304	3-15	.200	4-6	.667	0	10	10	2.0	2	0	5	5	1	1	21	4.2		
26	QUEIROZ, Taissa	3-0	27:08	9.0	4-8	.500	0-2	.000	2-2	1.000	0	5	5	1.7	5	0	1	1	0	1	10	3.3		
4	HULL, Laila	5-0	43:16	8.7	4-11	.364	3-6	.500	1-2	.500	6	4	10	2.0	1	0	1	1	2	2	12	2.4		
34	THOMAS, Blanca	4-0	20:31	5.1	3-4	.750	0-0	.000	0-1	.000	0	5	5	1.3	2	0	2	3	0	0	6	1.5		
15	BARKER, Sydney	1-0	05:20	5.3	0-2	.000	0-2	.000	0-0	.000	0	1	1	1.0	0	0	1	1	0	0	0	0.0		
1	ZUBICH, Jordan	1-0	05:20	5.3	0-1	.000	0-1	.000	0-0	.000	1	1	2	2.0	2	0	0	0	0	0	0	0.0		
5	ASTAKHOVA, Liza	1-0	05:20	5.3	0-3	.000	0-2	.000	0-0	.000	1	0	1	1.0	1	0	0	0	0	0	0	0.0		
Team											11	9	20					1						
Total		5	1050		136-304	.447	29-96	.302	47-73	.644	51	127	178	35.6	78	1	73	75	15	46	348	69.6		
Opponents		5	1050		117-303	.386	33-110	.300	53-66	.803	56	128	184	36.8	79	1	62	90	9	35	320	64.0		

## Team Statistics

	UNC	OPP
<b>Scoring</b>	<b>348</b>	<b>320</b>
Points per game	69.6	64.0
Scoring margin	+5.6	-
<b>Field goals-att</b>	<b>136-304</b>	<b>117-303</b>
Field goal pct	.447	.386
<b>3 point fg-att</b>	<b>29-96</b>	<b>33-110</b>
3-point FG pct	.302	.300
3-pt FG made per game	5.8	6.6
<b>Free throws-att</b>	<b>47-73</b>	<b>53-66</b>
Free throw pct	.644	.803
F-Throws made per game	9.4	10.6
<b>Rebounds</b>	<b>178</b>	<b>184</b>
Rebounds per game	35.6	36.8
Rebounding margin	-1.2	-
<b>Assists</b>	<b>73</b>	<b>62</b>
Assists per game	14.6	12.4
<b>Turnovers</b>	<b>75</b>	<b>90</b>
Turnovers per game	15.0	18.0
Turnover margin	+3.0	-
Assist/turnover ratio	1.0	0.7
<b>Steals</b>	<b>46</b>	<b>35</b>
Steals per game	9.2	7.0
<b>Blocks</b>	<b>15</b>	<b>9</b>
Blocks per game	3.0	1.8
<b>Winning streak</b>	<b>0</b>	<b>-</b>
Home win streak	0	-
<b>Attendance</b>	<b>8734</b>	<b>9314</b>
Home games-Avg/Game	3-2911	2-4657
Neutral site-Avg/Game	-	0-0

## Team Results

Date	Opponent	Lot	Score	Att.
12/14/2025	Louisville		66-76	2622
12/29/2025	at Boston College	W	90-39	1213
01/01/2026	California	W	71-55	3036
01/04/2026	Stanford	Lot	71-77	3076
01/11/2026	at Notre Dame	L	50-73	8101

# IN WINS

### Game Records

Record	Overall	Home	Away	Neutral
ALL GAMES	13-0	7-0	2-0	4-0
CONFERENCE	2-0	1-0	1-0	0-0
NON-CONFERENCE	11-0	6-0	1-0	4-0

### Score by Periods

Team	1st	2nd	3rd	4th	OT	TOT
North Carolina	242	308	289	251	0	1090
Opponents	156	161	184	170	0	671

### Team Box Score

No.	Player				Total		3-Point		F-Throw		Rebounds											
		GP-GS	MIN	AVG	FG-FGA	FG%	3FG-3FGA	3FG%	FT-FTA	FT%	OFF	DEF	TOT	AVG	PF	DQ	A	TO	BLK	STL	PTS	AVG
7	BROOKS, Nyla	13-0	271:21	20.9	57-127	.449	35-75	.467	8-20	.400	4	34	38	2.9	20	0	17	18	5	14	157	12.1
24	NIVAR, Indya	13-13	336:42	25.9	65-124	.524	10-29	.345	15-29	.517	19	56	75	5.8	36	1	50	24	8	48	155	11.9
21	TOOMEY, Ciera	13-13	285:23	22.0	62-97	.639	5-21	.238	21-31	.677	36	57	93	7.2	29	0	23	21	21	11	150	11.5
2	HARRIS, Nyla	12-8	217:45	18.1	50-85	.588	0-2	.000	25-35	.714	34	44	78	6.5	24	1	14	13	5	11	125	10.4
17	AARNISALO, Elina	13-10	322:03	24.8	54-102	.529	14-30	.467	10-13	.769	10	30	40	3.1	14	0	34	21	0	19	132	10.2
0	GRANT, Lanie	11-9	285:08	25.9	36-81	.444	20-52	.385	10-12	.833	2	11	13	1.2	10	0	35	18	1	7	102	9.3
3	HENDERSON, Taliyah	12-0	151:06	12.6	26-39	.667	2-5	.400	12-21	.571	16	16	32	2.7	19	0	4	6	0	14	66	5.5
4	HULL, Laila	13-0	193:52	14.9	24-59	.407	16-43	.372	6-9	.667	11	20	31	2.4	20	0	16	8	3	10	70	5.4
10	KELLY, Reniya	12-12	249:05	20.8	19-63	.302	7-25	.280	7-11	.636	0	23	23	1.9	16	0	32	10	2	16	52	4.3
34	THOMAS, Blanca	5-0	51:47	10.4	9-13	.692	0-0	.000	0-1	.000	3	8	11	2.2	4	0	4	4	4	1	18	3.6
26	QUEIROZ, Taissa	7-0	84:48	12.1	10-20	.500	0-3	.000	1-4	.250	5	14	19	2.7	9	0	8	6	0	5	21	3.0
1	ZUBICH, Jordan	10-0	82:42	8.3	9-23	.391	8-21	.381	2-2	1.000	1	4	5	0.5	8	0	1	5	0	2	28	2.8
5	ASTAKHOVA, Liza	7-0	34:47	5.0	5-18	.278	0-5	.000	0-0	.000	3	3	6	0.9	7	0	1	3	0	0	10	1.4
15	BARKER, Sydney	9-0	33:30	3.7	2-9	.222	0-4	.000	0-2	.000	1	5	6	0.7	2	0	3	1	0	1	4	0.4
Team											27	22	49					5				
Total		13	2600		428-860	.498	117-315	.371	117-190	.616	172	347	519	39.9	218	2	242	163	49	159	1090	83.8
Opponents		13	2600		238-671	.355	71-239	.297	124-190	.653	95	276	371	28.5	195	1	127	277	27	60	671	51.6

# IN LOSSES

### Game Records

Record	Overall	Home	Away	Neutral
ALL GAMES	0-5	0-2	0-2	0-1
CONFERENCE	0-3	0-2	0-1	0-0
NON-CONFERENCE	0-2	0-0	0-1	0-1

### Score by Periods

Team	1st	2nd	3rd	4th	OT	TOT
North Carolina	89	70	70	76	6	311
Opponents	83	91	108	79	22	383

### Team Box Score

No.	Player				Total		3-Point		F-Throw		Rebounds											
		GP-GS	MIN	AVG	FG-FGA	FG%	3FG-3FGA	3FG%	FT-FTA	FT%	OFF	DEF	TOT	AVG	PF	DQ	A	TO	BLK	STL	PTS	AVG
2	HARRIS, Nyla	5-5	122:08	24.4	23-38	.605	1-7	.143	11-17	.647	16	13	29	5.8	11	0	3	10	2	6	58	11.6
17	AARNISALO, Elina	5-4	143:02	28.6	20-45	.444	3-14	.214	7-8	.875	2	11	13	2.6	5	0	12	14	1	2	50	10.0
21	TOOMEY, Ciera	5-5	154:13	30.8	20-40	.500	5-14	.357	4-6	.667	12	17	29	5.8	11	0	6	5	6	1	49	9.8
24	NIVAR, Indya	5-5	163:15	32.7	15-46	.326	4-13	.308	13-22	.591	1	16	17	3.4	20	1	13	20	5	11	47	9.4
0	GRANT, Lanie	5-2	157:28	31.5	13-34	.382	8-19	.421	6-8	.750	0	7	7	1.4	10	0	6	10	0	5	40	8.0
3	HENDERSON, Taliyah	5-0	49:41	9.9	10-16	.625	4-6	.667	0-3	.000	3	5	8	1.6	4	0	0	1	1	0	24	4.8
10	KELLY, Reniya	5-4	137:57	27.6	7-45	.156	1-13	.077	8-9	.889	2	7	9	1.8	3	0	11	7	0	6	23	4.6
26	QUEIROZ, Taissa	1-0	06:53	6.9	1-2	.500	0-0	.000	2-2	1.000	0	2	2	2.0	1	0	0	1	0	0	4	4.0
7	BROOKS, Nyla	5-0	72:05	14.4	4-21	.190	1-12	.083	1-3	.333	1	8	9	1.8	6	0	3	5	1	1	10	2.0
4	HULL, Laila	4-0	24:29	6.1	1-3	.333	1-2	.500	0-0	.000	3	0	3	0.8	3	0	0	2	2	1	3	0.8
34	THOMAS, Blanca	4-0	18:50	4.7	1-3	.333	1-1	1.000	0-0	.000	1	1	2	0.5	2	0	0	3	0	0	3	0.8
Team											12	20	32					4				
Total		5	1050		115-293	.392	29-101	.287	52-78	.667	53	107	160	32.0	76	1	54	82	18	33	311	62.2
Opponents		5	1050		143-314	.455	32-94	.340	65-82	.793	65	135	200	40.0	77	1	81	73	16	43	383	76.6

Game Records

Record	Overall	Home	Away	Neutral
ALL GAMES	7-2	7-2	0-0	0-0
CONFERENCE	1-2	1-2	0-0	0-0
NON-CONFERENCE	6-0	6-0	0-0	0-0

Score by Periods

Team	1st	2nd	3rd	4th	OT	TOT
North Carolina	189	176	191	160	6	722
Opponents	123	111	131	96	22	483

Team Box Score

No.	Player				Total		3-Point		F-Throw		Rebounds											
		GP-GS	MIN	AVG	FG-FGA	FG%	3FG-3FGA	3FG%	FT-FTA	FT%	OFF	DEF	TOT	AVG	PF	DQ	A	TO	BLK	STL	PTS	AVG
21	TOOMEY, Ciera	9-9	227:38	25.3	47-76	.618	6-17	.353	12-17	.706	28	44	72	8.0	20	0	18	14	20	8	112	12.4
24	NIVAR, Indya	9-9	253:17	28.1	44-93	.473	6-22	.273	10-22	.455	12	33	45	5.0	22	0	31	27	4	26	104	11.6
7	BROOKS, Nyla	9-0	173:53	19.3	35-83	.422	21-49	.429	3-14	.214	3	24	27	3.0	8	0	10	8	1	11	94	10.4
2	HARRIS, Nyla	8-8	167:07	20.9	28-51	.549	1-4	.250	26-37	.703	23	32	55	6.9	13	0	10	11	6	11	83	10.4
0	GRANT, Lanie	7-5	199:28	28.5	21-49	.429	12-31	.387	9-10	.900	1	10	11	1.6	12	0	17	9	1	4	63	9.0
17	AARNISALO, Elina	9-7	228:07	25.3	33-73	.452	11-23	.478	4-5	.800	7	26	33	3.7	9	0	25	16	0	7	81	9.0
3	HENDERSON, Taliyah	9-0	107:54	12.0	24-32	.750	4-7	.571	10-17	.588	13	13	26	2.9	11	0	1	6	0	9	62	6.9
10	KELLY, Reniya	8-7	162:40	20.3	11-47	.234	2-18	.111	7-7	1.000	0	8	8	1.0	6	0	19	3	1	9	31	3.9
26	QUEIROZ, Taissa	6-0	75:07	12.5	10-19	.526	0-2	.000	1-4	.250	5	13	18	3.0	8	0	7	6	0	4	21	3.5
4	HULL, Laila	9-0	111:40	12.4	9-25	.360	6-17	.353	4-5	.800	7	9	16	1.8	12	0	9	7	3	7	28	3.1
1	ZUBICH, Jordan	6-0	54:08	9.0	6-14	.429	5-12	.417	0-0	.000	0	3	3	0.5	4	0	1	4	0	2	17	2.8
34	THOMAS, Blanca	5-0	45:07	9.0	7-12	.583	0-0	.000	0-1	.000	3	5	8	1.6	4	0	2	5	4	1	14	2.8
5	ASTAKHOVA, Liza	4-0	23:24	5.9	5-14	.357	0-3	.000	0-0	.000	2	2	4	1.0	4	0	1	3	0	0	10	2.5
15	BARKER, Sydney	5-0	20:31	4.1	1-3	.333	0-0	.000	0-2	.000	0	4	4	0.8	1	0	1	0	0	1	2	0.4
Team											19	19	38					3				
Total		9	1850		281-591	.475	74-205	.361	86-141	.610	123	245	368	40.9	134	0	152	122	40	100	722	80.2
Opponents		9	1850		172-492	.350	56-180	.311	83-116	.716	69	197	266	29.6	146	1	95	186	16	52	483	53.7

Game Records

Record	Overall	Home	Away	Neutral
ALL GAMES	2-2	0-0	2-2	0-0
CONFERENCE	1-1	0-0	1-1	0-0
NON-CONFERENCE	1-1	0-0	1-1	0-0

Score by Periods

Team	1st	2nd	3rd	4th	OT	TOT
North Carolina	64	83	69	73	0	289
Opponents	52	59	71	59	0	241

Team Box Score

No.	Player				Total		3-Point		F-Throw		Rebounds											
		GP-GS	MIN	AVG	FG-FGA	FG%	3FG-3FGA	3FG%	FT-FTA	FT%	OFF	DEF	TOT	AVG	PF	DQ	A	TO	BLK	STL	PTS	AVG
2	HARRIS, Nyla	4-4	85:13	21.3	20-30	.667	0-1	.000	6-9	.667	15	11	26	6.5	11	1	4	8	1	5	46	11.5
17	AARNISALO, Elina	4-2	95:00	23.8	19-26	.731	2-7	.286	5-7	.714	2	6	8	2.0	4	0	9	12	0	8	45	11.3
24	NIVAR, Indya	4-4	101:30	25.4	13-28	.464	2-6	.333	11-14	.786	1	20	21	5.3	15	1	8	12	6	8	39	9.8
21	TOOMEY, Ciera	4-4	97:30	24.4	15-31	.484	0-7	.000	3-5	.600	10	12	22	5.5	10	0	4	3	5	3	33	8.3
7	BROOKS, Nyla	4-0	81:22	20.3	11-30	.367	6-19	.316	3-3	1.000	1	12	13	3.3	8	0	5	8	3	1	31	7.8
0	GRANT, Lanie	4-2	94:22	23.6	10-23	.435	6-14	.429	1-2	.500	0	2	2	0.5	2	0	9	11	0	2	27	6.8
10	KELLY, Reniya	4-4	101:57	25.5	9-31	.290	4-10	.400	3-4	.750	1	11	12	3.0	5	0	7	9	1	7	25	6.3
1	ZUBICH, Jordan	2-0	14:32	7.3	2-5	.400	2-5	.400	2-2	1.000	1	1	2	1.0	3	0	0	1	0	0	8	4.0
4	HULL, Laila	4-0	36:45	9.2	5-11	.455	2-6	.333	1-2	.500	5	3	8	2.0	4	0	3	1	2	1	13	3.3
3	HENDERSON, Taliyah	4-0	42:32	10.6	5-10	.500	2-2	1.000	0-0	.000	3	2	5	1.3	6	0	3	0	0	3	12	3.0
26	QUEIROZ, Taissa	2-0	16:34	8.3	1-3	.333	0-1	.000	2-2	1.000	0	3	3	1.5	2	0	1	1	0	1	4	2.0
34	THOMAS, Blanca	3-0	16:15	5.4	2-2	1.000	0-0	.000	0-0	.000	0	4	4	1.3	2	0	2	2	0	0	4	1.3
15	BARKER, Sydney	2-0	07:33	3.8	1-6	.167	0-4	.000	0-0	.000	0	1	1	0.5	1	0	1	1	0	0	2	1.0
5	ASTAKHOVA, Liza	2-0	08:55	4.5	0-3	.000	0-2	.000	0-0	.000	1	1	2	1.0	2	0	0	0	0	0	0	0.0
Team											7	12	19					2				
Total		4	800		113-239	.473	26-84	.310	37-50	.740	47	101	148	37.0	75	2	56	71	18	39	289	72.3
Opponents		4	800		87-234	.372	14-57	.246	53-78	.679	52	86	138	34.5	49	0	39	66	14	31	241	60.3



## BOX SCORES

## GAME 1 • NC CENTRAL • W (90-42)

## GAME 2 • ELON • W (71-37)

NCAA

Official Basketball Box Score - Final

N.C. Central at North Carolina

11/03/25 Carmichael Arena, Chapel Hill

2025-26 Women's Basketball

Game Time: 11:00 AM

Game Duration: 1:52

Attendance: 6,336

NCAA

Official Basketball Box Score - Final

Elon at North Carolina

11/06/25 Carmichael Arena, Chapel Hill

2025-26 Women's Basketball

Game Time: 7:00 PM

Game Duration: 1:55

Attendance: 3,111

N.C. Central - 42

Record: 0-1

Officials: Angelica Sufren, Ashlee Goode, Kevin Faly

NO. Name	Min	FG	3P	FT	Rebounds	Fouls	TP	AS	TO	ST	Blocks	+/
M-A	M-A	M-A	M-A	OR DR TOT	PF	FD					BS BA	
24 Anyia Finger	F 13:25	1-8	0-0	0-0	0 0 0	2 0	2	0	3	1	0	3 -32
2 Victoria Morris	G 16:07	1-1	0-0	1-2	0 2 2	1 1	3	2	0	0	0	-15
10 Shakira Foster	G 16:26	2-6	1-3	0-0	2 3 5	4 1	5	1	2	0	0	-29
13 Kendall Alexander	G 20:08	0-0	0-0	0-0	0 0 0	0 0	0	0	0	0	0	0
23 Najah Lane	G 23:05	0-5	0-0	3-4	0 1 1	2 5	3	2	6	0	1	-24
3 Morgan Callahan	38:21	3-8	0-0	0-2	1 6 7	3 6	6	0	3	1	0	-49
11 Anyia Harris	19:39	2-9	1-1	1-6	1 0 1	2 3	6	2	4	1	0	-28
5 Nia Young	16:39	1-4	0-2	2-2	0 1 1	2 2	4	0	0	1	1	-21
0 Aysia Hinton	27:22	3-7	0-0	0-2	2 2 1	1 9	0	0	0	1	0	-23
15 Dianna Blake	12:13	0-0	0-0	0-0	0 0 0	2 1	0	0	0	0	1	-7
12 Aaliyah Grant	14:49	2-8	0-0	0-0	0 1 1	0 1	4	0	0	0	0	-9
4 Tierney Coleman	01:26	0-1	0-1	0-0	0 0 0	0 0	0	0	0	0	0	-3
Team					0 0 0	0 0	0	0	1			
Totals		15-57	5-14	7-16	4 16 20	19 21	42	7	19	5	3 6	-48

Major Fouls: NONE

Dead Ball Rebounds: 7.5

Elon - 37

Record: 1-1

Officials: Billy Smith, Meadow Overstreet, Brandon Enderline

NO. Name	Min	FG	3P	FT	Rebounds	Fouls	TP	AS	TO	ST	Blocks	+/
M-A	M-A	M-A	M-A	OR DR TOT	PF	FD					BS BA	
5 LaNae Corbett	F 21:53	4-13	0-2	2-2	2 4 6	2 4	10	0	2	1	1	-10
7 Quinzia Fulmore	F 24:17	1-3	0-0	0-0	1 2 3	3 0	2	1	2	0	1	-23
4 Maraja Pass	G 22:28	2-4	0-1	1-1	0 1 1	3 1	5	2	3	1	0	-13
8 Jaydia Angel	G 11:58	1-5	0-1	0-0	0 4 4	1 0	2	1	3	1	0	-4
22 Tyana Walker	G 16:11	0-4	0-3	0-0	0 4 4	3 0	0	0	1	0	0	-16
1 Ashanti Fox	25:35	3-7	2-4	1-2	0 2 2	0 2	9	1	8	2	1	-23
11 Ruby Willard	21:46	0-2	0-1	0-0	0 3 1	4 1	1	0	0	1	1	-22
12 Laila Anderson	23:34	2-6	1-3	0-0	0 2 2	2 2	5	1	3	0	0	-22
24 Tamia Watkins	12:06	1-4	0-1	0-0	0 2 2	4 2	1	2	0	2	1	-12
15 Kierra Morrow	12:31	0-1	0-1	0-0	0 1 1	0 0	0	0	1	1	0	-20
25 Samira Khalil	07:41	1-3	0-2	0-0	0 1 1	0 0	2	0	0	0	0	-5
Team					1 2 3	0 0	0	0	1			
Totals		15-52	3-19	4-5	10 25 35	17 11	37	6	27	8 4	3 -34	

Major Fouls: NONE

Dead Ball Rebounds: 2.0

North Carolina - 90

Record: 1-0

Officials: NONE

NO. Name	Min	FG	3P	FT	Rebounds	Fouls	TP	AS	TO	ST	Blocks	+/
M-A	M-A	M-A	M-A	OR DR TOT	PF	FD					BS BA	
2 Nyla Harris	F 20:13	4-7	0-0	4-5	3 7 10	1 6	12	1	2	1	2	0 39
21 Ciera Toomey	F 25:20	5-6	1-1	2-2	5 6 11	2 1	13	2	2	1	4	0 42
10 Reniya Kelly	G 05:07	0-1	0-0	0-0	0 1 1	0 1	0	1	0	1	0	11
17 Elina Aarnisalo	G 27:49	6-11	1-3	0-1	0 3 3	3 1	13	3	1	0	0	1 48
24 Indya Nivar	G 21:25	6-11	0-1	1-2	0 4 4	3 2	13	2	4	4	0	0 35
3 Taliyah Henderson	13:50	1-2	0-1	3-6	1 3 4	1 5	5	1	0	0	0	8
7 Nyla Brooks	22:27	6-12	3-6	0-3	0 4 4	1 3	15	2	2	1	0	1 23
26 Taissa Queiroz	15:36	1-1	0-0	0-0	0 6 6	1 0	2	0	3	2	0	0 3
4 Laila Hull	18:48	1-4	1-3	0-0	0 1 1	4 0	3	2	3	0	0	0 11
1 Jordan Zubich	12:49	3-6	2-5	0-0	0 1 1	2 0	8	0	0	0	0	0 10
5 Liza Astakhova	08:31	3-6	0-0	0-0	2 1 3	0 0	6	1	2	0	0	0 5
15 Sydney Barker	08:04	0-1	0-0	0-0	0 0 0	0 0	0	1	0	0	0	1 5
Team					0 0 0	0 0	0	0	0			
Totals		36-68	8-20	10-19	11 37 48	21 19	90	16	19	10 6	3 48	

Major Fouls: NONE

Dead Ball Rebounds: 9.3

North Carolina - 71

Record: 2-0

Officials: NONE

NO. Name	Min	FG	3P	FT	Rebounds	Fouls	TP	AS	TO	ST	Blocks	+/
M-A	M-A	M-A	M-A	OR DR TOT	PF	FD					BS BA	
2 Nyla Harris	F 14:35	4-5	0-0	2-3	2 1 3	3 3	10	1	0	1	1	1 15
21 Ciera Toomey	F 27:06	3-7	0-2	2-2	5 7 12	2 2	8	1	3	1	2	0 22
0 Lanie Grant	G 27:04	3-9	1-5	4-4	0 1 1	1 3	11	1	1	0	0	0 19
10 Reniya Kelly	G 09:50	0-3	0-1	0-0	0 0 0	0 0	0	1	0	1	0	0 1
24 Indya Nivar	G 25:14	6-13	0-4	1-2	3 4 7	1 1	13	3	3	6	0	1 23
17 Elina Aarnisalo	28:11	1-9	0-3	0-0	3 5 8	0 2	4	1	2	0	2 28	
7 Nyla Brooks	28:05	4-13	2-8	0-4	1 3 4	3 4	10	4	2	4	0	0 27
26 Taissa Queiroz	11:10	2-3	0-0	0-0	0 1 1	0 0	4	0	0	0	0	0 13
3 Taliyah Henderson	13:04	4-7	0-1	2-2	2 1 3	1 2	10	0	0	2	0	0 14
4 Laila Hull	05:28	0-0	0-0	0-0	0 1 1	0 0	0	0	0	1	0	0 3
1 Jordan Zubich	07:45	1-2	1-2	0-0	0 0 0	0 0	3	1	1	1	0	0 3
15 Sydney Barker	01:28	0-0	0-0	0-0	0 1 1	0 0	0	0	0	0	0	0 2
Team					4 2 6	0 0	0	2				
Totals		28-71	4-26	11-17	21 26 47	11 17	71	16	13	19 3	4 34	

Major Fouls: NONE

Dead Ball Rebounds: 3.0

Biggest lead

2 (1<sup>st</sup> 9:15)

48 (4<sup>th</sup> 0:01)

Best Scoring Run

6 (2<sup>nd</sup> 8:53)

17 (2<sup>nd</sup> 5:34)

Lead Changes

1

Times Tied

1

Time with Lead

00:07

38:44

NCCU

UNC

Points from Turnovers

18

54

Second Chance

3

17

Fast Breaks

0

21

Bench

29

39

Period by Period Scoring

1st2nd3rd4thTOT

NCCU 91212942

UNC 2330231490

Biggest lead

3 (1<sup>st</sup> 7:14)

34 (4<sup>th</sup> 1:11)

Best Scoring Run

6 (3<sup>rd</sup> 0:00)

12 (3<sup>rd</sup> 8:06)

Lead Changes

9

Times Tied

4

Time with Lead

05:30

34:11

EU

UNC

Points from Turnovers

7

28

Second Chance

4

18

Fast Breaks

1

23

Bench

18

29

Period by Period Scoring

1st2nd3rd4thTOT

EU 1289837

UNC 1613231971

## GAME 3 • vs. No. 3 UCLA • L (60-78)

## GAME 4 • vs. FAIRFIELD • W (82-68)

NCAA

Official Basketball Box Score - Final

North Carolina at UCLA

11/13/25 Michels ULTRA Arena, Las Vegas

2025-26 Women's Basketball

Game Time: 6:00 PM

Game Duration: 1:44

Attendance: 1,588

NCAA

Official Basketball Box Score - Final

Fairfield at North Carolina

11/15/25 Michels ULTRA Arena, Las Vegas

2025-26 Women's Basketball

Game Time: 3:00 PM

Game Duration: 1:50

Attendance: 2,116

North Carolina - 60

Record: 2-1

Officials: Brenda Penteja, Maj Forsberg, Chuck Gonzalez

NO. Name	Min	FG	3P	FT	Rebounds	Fouls	TP	AS	TO	ST	Blocks	+/
M-A	M-A	M-A	M-A	OR DR TOT	PF	FD					BS BA	
2 Nyila Harris	F 19:42	3-10	0-4	0-0	2 2 4	0 0	6	1	0	1	0	-4
21 Cleria Toomey	F 33:42	4-8	3-6	0-0	2 4 6	1 2	11	2	0	0	1	-12
10 Reniya Kally	G 21:34	1-6	0-3	0-0	1 1 2	0 0	2	4	1	1	0	-8
17 Elina Aarnisalo	G 35:57	6-18	1-7	0-0	0 3 3	0 0	13	3	1	1	1	-9
24 Nyila Nivar	G 37:17	4-13	2-5	1-2	1 2 4	4 3	11	4	1	1	1	-16
0 Lanie Grant	23:02	2-4	2-2	0 0 0	0 3 8	0 0	3	0	1	0	1	-16
3 Tallahy Henderson	12:01	2-4	0-1	0-1	1 1 2	2 1	4	0	0	0	1	-4
34 Blanca Thomas	09:15	1-2	1-1	0-0	1 0 1	0 0	3	0	0	0	0	-7
7 Nyila Brooks	07:50	1-4	0-2	0-0	0 0 2	2 1	2	0	1	1	0	-4
Team					4 6 10	0 0	2					
Totals		24-69	9-33	3-5	12 18 30	9 12	60	14	9	5	4	-18

Major Fouls: NONE

Shooting By Period

1 <sup>st</sup> FG%	7-19	36.8%
3PT%	2-9	22.2%
FT%	1-2	50%
2 <sup>nd</sup> FG%	7-17	41.2%
3PT%	5-10	50.0%
FT%	0-1	0%
3 <sup>rd</sup> FG%	5-15	33.3%
3PT%	2-7	28.6%
FT%	0-0	0%
4 <sup>th</sup> FG%	5-18	27.8%
3PT%	2-7	28.6%
FT%	2-2	100%
GM FG%	24-69	34.8%
3PT%	9-33	27.3%
FT%	3-5	60.0%

Dead Ball Rebounds: 2-0

UCLA - 78

Record: 3-0

Officials: Roy Gubayan, Julie Kromenhoek, In'Fini Robinson

NO. Name	Min	FG	3P	FT	Rebounds	Fouls	TP	AS	TO	ST	Blocks	+/	
M-A	M-A	M-A	M-A	OR DR TOT	PF	FD					BS BA		
11 Gabriela Jaquez	F 31:28	5-7	2-3	0-0	1 7 8	3 1	12	0	2	0	0	1	6
51 Lauren Betts	C 31:09	8-15	0-0	4-5	2 8 10	1 3	20	7	3	1	2	1	19
1 Kiki Rice	G 25:57	6-12	1-2	2-2	2 8 10	1 2	15	3	2	1	1	2	12
5 Charlusse Leger-Walker	G 28:15	4-6	0-2	0-0	1 1 2	0 0	8	0	0	0	2	1	8
8 Gianna Kneepkens	G 31:00	2-7	1-5	2-2	0 1 1	3 1	7	5	0	0	0	0	18
32 Anela Dugalic	32:21	6-11	2-6	0-0	1 7 8	2 1	14	2	3	0	0	0	24
9 Lena Bili	08:14	0-1	0-1	0-0	1 0 1	0 0	0	1	0	0	0	0	0
3 Amanda Muse	08:51	0-0	0-0	0-2	1 0 1	0 0	1	0	1	0	0	0	-1
4 Megan Grant	00:54	1-1	0-0	0-0	1 0 1	0 0	2	0	0	0	0	0	2
3 Christina Karamouzli Siegel	00:50	0-1	0-1	0-0	0 0 0	0 0	0	0	0	0	0	0	2
Team					9 1 4	0 0	2						
Totals		32-61	6-20	8-11	13 33 46	12 9	78	24	14	4	4	4	18

Major Fouls: NONE

Shooting By Period

1 <sup>st</sup> FG%	6-15	40.0%
3PT%	0-5	0.0%
FT%	0-2	0%
2 <sup>nd</sup> FG%	9-17	52.9%
3PT%	3-7	42.9%
FT%	2-2	100%
3 <sup>rd</sup> FG%	10-15	66.7%
3PT%	2-3	66.7%
FT%	1-2	50%
4 <sup>th</sup> FG%	7-14	50.0%
3PT%	1-5	20.0%
FT%	5-5	100%
GM FG%	32-61	52.5%
3PT%	6-20	30.0%
FT%	8-11	72.7%

Dead Ball Rebounds: 1-0

North Carolina - 82

Record: 3-1

Officials: Roy Gubayan, Julie Kromenhoek, In'Fini Robinson

NO. Name	Min	FG	3P	FT	Rebounds	Fouls	TP	AS	TO	ST	Blocks	+/	
M-A	M-A	M-A	M-A	OR DR TOT	PF	FD					BS BA		
21 Cleria Toomey	F 17:07	3-14	1-2	5-6	4 1 5	2 4	12	1	2	0	0	0	-1
0 Lanie Grant	G 28:29	2-9	0-4	0-0	1 1 1	2 7	4	1	0	1	0	0	19
10 Reniya Kally	G 25:13	1-6	0-3	0-4	0 1 1	1 2	5	3	1	2	0	0	9
17 Elina Aarnisalo	G 23:38	2-7	1-3	2-2	1 5 6	1 2	7	1	1	1	0	0	6
24 Nyila Nivar	G 18:26	4-8	0-2	2-5	2 4 3	4 0	10	2	2	4	0	0	20
7 Nyila Brooks	23:02	5-12	1-4	1-1	1 2 3	4 1	12	2	2	0	1	1	3
2 Nyila Harris	19:03	5-8	0-2	3-4	7 3 4	3 4	12	0	0	0	0	1	32
4 Laila Hall	06:30	0-0	0-0	1-1	4 4 0	14	0	0	1	1	0	1	14
1 Jordan Zubich	06:30	0-0	0-0	1-1	4 4 0	14	0	0	1	0	0	-12	
3 Tallahy Henderson	16:58	1-4	0-0	1-2	0 2 2	2 1	3	0	1	1	0	0	5
15 Sydney Barker	02:39	0-0	0-0	0-0	0 0 0	0 0	0	1	0	0	0	0	-8
Team					3 1 4	0 0	0						
Totals		28-67	8-25	18-24	15 20 35	22 20	82	14	10	9	1	3	14

Major Fouls: NONE

Period by Period Scoring

	1st	2nd	3rd	4th	TOT
FFD	19	6	20	23	68

UCLA - 78

Record: 3-0

Officials: Roy Gubayan, Julie Kromenhoek, In'Fini Robinson

Biggest lead	6 (2 <sup>nd</sup> 5:49)	19 (4 <sup>th</sup> 1:14)
Best Scoring Run	10 (1 <sup>st</sup> 00:00)	10 (3 <sup>rd</sup> 0:20)
Lead Changes	16	
Times Tied	5	
Time with Lead	08:23	24:32

Period by Period Scoring

	1st	2nd	3rd	4th	TOT
UNC	12	23	23	20	78

Shooting By Period

1 <sup>st</sup> FG%	6-15	40.0%
3PT%	0-5	0.0%
FT%	0-2	0%
2 <sup>nd</sup> FG%	9-17	52.9%
3PT%	3-7	42.9%
FT%	2-2	100%
3 <sup>rd</sup> FG%	10-15	66.7%
3PT%	2-3	66.7%
FT%	1-2	50%
4 <sup>th</sup> FG%	7-14	50.0%
3PT%	1-5	20.0%
FT%	5-5	100%
GM FG%	32-61	52.5%
3PT%	6-20	30.0%
FT%	8-11	72.7%

Dead Ball Rebounds: 1-0

North Carolina - 82

Record: 3-1

Officials: Roy Gubayan, Julie Kromenhoek, In'Fini Robinson

Biggest lead	9 (1 <sup>st</sup> 2:17)	25 (4 <sup>th</sup> 6:03)
Best Scoring Run	11 (1 <sup>st</sup> 2:17)	15 (2 <sup>nd</sup> 3:30)
Lead Changes	4	
Times Tied	3	
Time with Lead	08:17	27:56

Period by Period Scoring

	1st	2nd	3rd	4th	TOT
FFD	19	6	20	23	68

Shooting By Period

1 <sup>st</sup> FG%	6-15	40.0%
3PT%	0-5	0.0%
FT%	0-2	0%
2 <sup>nd</sup> FG%	9-17	52.9%
3PT%	3-7	42.9%
FT%	2-2	100%
3 <sup>rd</sup> FG%	10-15	66.7%
3PT%	2-3	66.7%
FT%	1-2	50%
4 <sup>th</sup> FG%	7-14	50.0%
3PT%	1-5	20.0%
FT%	5-5	100%
GM FG%	32-61	52.5%
3PT%	6-20	30.0%
FT%	8-11	72.7%

Dead Ball Rebounds: 1-0



## BOX SCORES

## GAME 5 • at NC A&amp;T • W (85-50)



Official Basketball Box Score - Final  
North Carolina at N.C. A&T  
11/20/25 Corbett Sports Center, Greensboro, NC  
2025-26 Women's Basketball

Game Time: 7:04 PM  
Game Duration: 1:52

Officials: Krystle Apeltzer, Nic Capell, Whitney Armstrong

North Carolina - 85

Record: 1-0

NO.	Name	Min	FG	3P	FT	Rebounds	Fouls	TP	AS	TO	ST	Blocks	BS	BA	+	-				
			M-A	M-A	M-A	OR	DR	FF	PF	FD										
2	Nyla Harris	F 17:44	1-5	0-1	2-2	5	1	6	5	1	4	2	3	1	0	1	19			
21	Ciera Toomey	F 26:05	6-10	0-3	0-1	1	3	4	1	12	1	2	2	0	0	34				
10	Reniya Kelly	G 18:47	2-5	2-4	0-0	2	2	2	0	6	2	1	2	0	0	21				
17	Elina Aarnisalo	G 23:47	6-8	1-2	0-1	1	1	2	0	2	13	2	4	3	0	1	34			
24	Indya Nivar	G 24:03	5-7	1-1	3-4	1	9	10	3	5	14	3	4	2	2	0	31			
0	Lanie Grant	21:06	3-6	2-4	0-0	0	1	1	0	0	8	3	2	0	0	0	2			
4	Laila Hull	14:42	2-5	0-2	0-0	2	0	2	2	0	4	2	0	0	1	0	10			
7	Nyla Brooks	21:52	5-13	4-11	0-0	0	5	5	2	0	14	1	1	0	2	0	19			
3	Taliyah Henderson	16:54	0-2	0-0	0-0	1	0	1	3	2	0	3	0	0	0	1	3			
1	Jordan Zubich	09:12	2-4	2-4	2-2	0	0	0	1	1	8	0	1	0	0	0	0			
5	Liza Astakhova	03:35	0-0	0-0	0-0	0	1	1	1	0	0	0	0	0	0	0	-4			
15	Sydney Barker	02:13	1-4	0-2	0-0	0	0	0	1	0	2	0	0	0	0	0	-3			
Team						2	2	4	0	0	0	0	0	0	0	0	0			
Totals						33-69	12-34	7-10	13	25	38	24	12	85	19	18	13	5	3	35

Major Fouls: NONE

Dead Ball Rebounds: 0

N.C. A&T - 50

Record: 0-1

NO.	Name	Min	FG	3P	FT	OR	DR	Fouls	TP	AS	TO	ST	Blocks	BA	+	-	
			MA	MA	MA	OR	DR	FF	PF	FD			BS	BA			
0	Darrionna Howard	F 30:05	1-3	0-0	2-6	1	4	5	0	4	4	3	3	1	0	0	-26
15	Elliot Jessup	F 38:15	0-4	0-2	2-2	0	2	2	0	2	1	3	0	0	2	36	0
33	Chaniya Clark	C 18:24	6-8	0-1	2-4	1	6	7	3	4	14	0	2	0	1	0	-18
7	Jordan Brown	G 27:40	1-5	0-1	2-2	1	1	2	2	3	4	1	8	2	0	1	-29
10	D'Mya Tucker	G 29:13	2-6	0-0	1-2	0	2	2	3	3	1	5	0	0	1	0	-21
3	Crystal Hardy	12:07	0-1	0-0	0-0	1	1	2	0	0	0	1	0	1	0	0	-12
4	Anaya Karim	21:36	4-11	0-1	3-5	2	5	7	0	5	11	0	3	1	0	0	-17
2	Londyn Walker	14:02	1-4	0-0	0-4	0	1	1	2	2	5	2	2	0	1	0	-32
12	J'anya Meyers	09:37	2-4	0-1	1-6	0	2	2	1	3	5	0	2	1	0	1	-4
11	Eva Andrews	02:01	0-1	0-0	0-0	0	0	0	1	0	0	0	0	0	0	1	-10
Team						5	2	7	0	0	0	0	2				
Totals			17-47	0-6	16-31	11	26	37	12	24	50	7	26	6	3	5	-35

Major Fouls: NONE

Dead Ball Rebounds: 9

	Heels	Aggies					Period by Period Scoring						
Biggest lead	43 (4 <sup>th</sup> 5:25)	0 (1 <sup>st</sup> 10:00)	Points from Turnovers	33	12			1st	2nd	3rd	4th	TOT	
Best Scoring Run	14 (3 <sup>rd</sup> 3:53)	5 (3 <sup>rd</sup> 3:07)	Paint	42	30								
Lead Changes	0		Second Chance	15	11			Heels	14	29	26	16	85
Times Tied	0		Fast Breaks	22	2								
Time with Lead	39:31	00:00	Bench	36	21			Aggies	8	13	12	17	50

## GAME 6 • UNCG • W (94-48)



Official Basketball Box Score - Final  
UNC Greensboro at North Carolina  
11/20/25 Carmichael Arena, Chapel Hill  
2025-26 Women's Basketball

Game Time: 6:00 PM  
Game Duration: 1:47  
Attendance: 2,418

Officials: Talisa Green, Sarah Williams, Kayla Maynor

UNC Greensboro - 48

Record: 2-4

NO.	Name	Min	FG M-A	3P M-A	FT M-A	Rebounds OR DR TOT	Fouls PF FT	TP AS	TO	ST	Blocks BS	++/-					
15	Rylan Moffitt	F 18:54	1-3	0-1	0-0	2	2	4	0	2	1	3	1	0	0	-26	
1	Jeni Levine	G 33:32	8-14	3-6	2-2	1	0	1	0	2	21	1	3	0	1	1	-32
2	Tasia Johnson	G 24:21	3-5	2-3	0-0	1	1	2	0	1	8	3	3	1	0	0	-32
4	Jailia Lee	G 16:07	0-7	0-3	2-2	1	1	2	0	1	2	1	1	1	0	1	-23
22	Makiah Asidanya	G 29:01	2-10	1-3	5-7	1	0	1	2	5	10	2	4	0	0	3	-31
0	Layla Minor	14:21	0-4	0-3	2-2	0	1	1	1	2	2	0	1	0	0	2	-19
45	Mia Simpson	19:07	0-2	0-0	0-0	0	0	0	0	1	2	0	0	1	0	0	-20
6	Kristina Rakitobbe	14:41	0-0	0-0	0-0	0	1	1	2	0	8	0	2	0	0	0	-8
7	Salimata Traore	03:38	0-0	0-0	0-0	0	0	0	0	0	0	0	1	1	0	0	-4
12	Ciera Harris	16:12	1-3	1-1	0-0	1	3	4	0	0	3	0	1	0	0	0	-21
32	Danaya Stokes	04:59	0-0	0-0	0-0	0	1	1	0	1	0	1	0	0	0	0	-7
13	Joelle Davis	03:49	0-2	0-2	0-0	0	0	0	0	0	0	0	0	0	0	0	-6
5	Ella Pierre-Louis	01:18	0-0	0-0	0-0	0	1	1	0	0	0	0	1	0	0	0	-1
Team						5	0	5	0	0	2						
Totals			15-50	7-22	11-13	12	11	23	10	14	48	8	23	4	1	7	-46

Major Fouls: NONE

Dead Ball Rebounds: 3

North Carolina - 94

Record: 5-1

NO.	Name		Min	FG	3P	FT	Rebounds		Fouls		TP	AS	TO	ST	Blocks	BS	BA
				MA	MA	MA	OR	DR	TOT	FF	PF						
21	Ciera Toomey	F	22:03	9-12	0-1	1-1	2	5	7	1	3	19	4	0	3	0	0
0	Lanie Grant	G	29:03	2-4	1-3	2-2	0	2	2	3	2	7	3	1	0	1	0
10	Reniya Kelly	G	21:13	1-2	1-1	0-0	0	0	0	0	1	3	4	0	0	1	0
17	Elina Aarnisalo	G	27:09	5-7	3-3	0-0	1	3	4	0	0	13	1	2	1	0	0
32	Indya Nivar	G	24:00	5-12	0-3	0-0	2	3	5	1	2	10	4	3	2	0	0
4	Laila Hull		21:23	2-2	2-2	0-0	0	2	2	3	0	6	4	0	1	2	0
3	Taliyah Henderson		16:18	6-7	1-1	0-0	2	0	2	0	4	1	13	0	2	3	0
7	Nyla Brooks		17:23	7-7	3-3	1-2	0	1	1	1	1	18	2	1	2	1	0
1	Jordan Zubich		12:37	1-2	1-2	0-0	0	0	0	0	1	0	3	0	2	1	0
5	Liza Astakhova		05:44	1-4	0-1	0-0	0	1	1	0	1	0	2	0	0	0	0
15	Sydney Barker		03:07	0-0	0-0	0-0	0	2	2	0	0	0	0	0	0	0	0
Team							2	1	3	0	0	0	0				
Totals				39-59	12-20	4-5	9	20	29	14	10	94	20	12	14	7	1

Major Fouls: NON

Major Fouls: NONE

Dead Ball Rebounds: 1

	NCG		UNC	
Biggest lead	0 (1 <sup>st</sup> 10:00)		46 (4 <sup>th</sup> 0:55)	
Best Scoring Run	6 (3 <sup>rd</sup> 2:13)		9 (3 <sup>rd</sup> 3:23)	
Lead Changes	0			
Times Tied	1			
Time with Lead	00:00		38:30	

	Points from		NCG	UNC
Turnovers	8		40	
Paint	12		48	
Second Chance	8		15	
Fast Breaks	3		10	
Bench	5		42	

Period by Period Scoring					
	1st	2nd	3rd	4th	TOT
NCG	8	22	10	8	48
UNC	23	26	21	24	94

## GAME 7 • vs. SOUTH DAKOTA STATE • W (83-48)



Official Basketball Box Score - Final  
North Carolina at South Dakota State  
11/20/25 Hard Rock Hotel Rivera Maya, Puerto Aventuras  
2025-26 Women's Basketball

Game Time: 11:00 AM  
Game Duration: 1:42

Officials: Zac Brost, Courtney Robinson, Rochelle Bennett

North Carolina - 83

Record: 6-1

NO.	Name	Min	FG MA	3P MA	FT MA	Rebounds OR TR	Fouls PF FO	TP	AS	TO	ST	Blocks BS BA	+	-
21	Ciera Toomey	F 19:36	3-6	0-2	1-2	2 3	5 1	7 1	3 4	2 2	0 0	1 1	0	26
0	Lanie Grant	G 23:32	1-5	1-4	0-0	0 2	2 1	1 3	4	2	0	0	0	21
10	Reniya Kelly	G 20:26	1-8	1-3	1-2	0 6	6 1	2 4	3	1	0	0	0	24
17	Elina Aarnisalo	G 28:45	5-8	0-0	4-5	1 1	2 0	3 14	4	0	1	0	0	25
24	Indya Nivar	G 31:16	6-11	1-3	0-2	4 8	12 4	2 13	5	1	10	2	0	32
2	Nyla Harris	09:12	6-9	0-0	0-0	1 2	3 4	0 12	0	0	0	0	0	4
7	Nyla Brooks	21:18	5-10	4-7	0-0	0 1	2 0	14 0	0	2	0	0	0	19
3	Taliyah Henderson	11:12	2-2	0-0	1-4	2 2	4 2	2 5	0	0	0	0	0	5
4	Laila Hull	22:02	3-9	2-8	0-0	0 5	5 1	0 8	4	1	2	0	0	21
1	Jordan Zubich	07:26	1-4	1-4	0-0	0 0	0 0	0 3	0	0	0	0	0	2
15	Sydney Barker	02:47	0-0	0-0	0-0	1 0	1 0	0 0	0	0	0	0	0	-2
5	Liza Astakhova	02:28	0-1	0-0	0-0	0 0	0 1	0 0	0	0	0	0	0	-2
Team						1 2	3 0	0 0						
Totals			33-73	10-31	7-15	12 32	44 17	10 83	21	9	15	3	1	35

## BOX SCORES

## GAME 9 • vs. COLUMBIA • W (80-63)

## GAME 10 • at No. 2 TEXAS • L (64-79)



Official Basketball Box Score - Final  
North Carolina at Columbia  
11/29/25 Hard Rock Hotel Riviera Maya, Puerto Aventuras  
2025-26 Women's Basketball

Game Time: 1:30 PM  
Game Duration: 1:49

Officials: Jeff Wooten, Rachael Wood, Corey Malone

North Carolina - 80

Record: 1-0

NO. Name	Min	FG	3P	FT	Rebounds	Fouls	TP	AS	TO	ST	Blocks	Shooting By Period	
												BS	BA
21 Ciera Toomey	F 25:28	8-9	0-0	2-5	2 3 5	3 4	18	0	1	1	0 0	13	57%
0 Lanie Grant	G 35:51	8-14	2-6	1-3	1 3 4	1 4	19	4	2	1	0 0	22	FTG: 0-2 0%
10 Reniya Kelly	G 23:09	0-3	0-0	0-0	0 1 1	4 1 0	3	1	1	0 0	0 5		2nd FTG: 0-13 76.9%
17 Elina Aarnisalo	G 36:03	6-11	1-2	2-2	0 0 0	1 2	15	3	1	3	0 1	11	3PTG: 1-4 100.0%
24 Indya Nivar	G 29:17	4-10	1-2	2-4	0 6 6	5 4	11	6	0	6	0 1	20	3PTG: 1-4 25.0%
2 Nyla Harris	16:27	5-8	0-0	0-0	2 3 5	1 0	10	1	2	0 0	1 9		3PTG: 0-6 10.6 62.5%
7 Nyla Brooks	09:00	0-0	0-0	0-2	0 1 1	0 1 0	1	2	1	0 0	-5		3PTG: 1-3 33.3%
4 Laila Hull	14:35	1-1	1-1	0-0	0 0 0	0 0 3	0	1	0	0 0	0 1		FTG: 1-1 100.0%
3 Tallyah Henderson	10:10	2-3	0-1	0-0	0 1 1	0 1 4	0	0	0	1 0	0 5		3PTG: 1-4 25.0%
Team					4 1 5	0 0	0	1					3PTG: 1-4 25.0%
Totals		34-59	5-12	7-16	9 19 28	15 17	80	18	11	14	0 3	17	FTG: 4-6 50.0%

Major Fouls: NONE

Dead Ball Rebounds: 6.0

Columbia - 63

Record: 0-1

Shooting by Period												
NO. Name	Min	FG	3P	FT	Rebounds	Fouls	TP	AST	TO	ST	Blocks	+/-
0 Susie Rafiu	F 33:09	4-12	2-4	1-2	1 7 8	3 3	11	1	4	0 1 0	-12	1st FG: 3-12 25.0%
1 Perri Page	G 35:25	5-10	1-2	2-2	1 7 8	1 3	13	2	3	0 0 0	-14	1st FG: 1-2 50.0%
3 Fliss Henderson	G 35:55	2-4	0-1	2-2	2 2 4	1 1 6	5	3	0 0 0	0 0 0	-17	2nd FG: 8-13 61.5%
12 Marija Avijas	G 23:57	2-4	1-3	0-0	0 1 1	5 0 5	1	3	1 0 0	0 0 0	-14	3PT%: 3-6 50.0%
24 Riley Weiss	G 35:51	7-16	4-9	3-3	1 0 1	2 6	21	2	5	0 2 0	-18	3PT%: 4-9 44.4%
11 Nasi Simmons	04:10	0-0	0-0	0-0	0 0 0	1 1 0	0	1	0 0 0	0 0 0	-5	3PT%: 7-12 58.3%
21 Maria Jama	05:04	0-0	0-0	0-0	0 0 0	2 0 0	1	0	0 0 0	0 0 0	-2	3PT%: 4-6 66.7%
3 Eirry Eirugha	07:02	0-0	0-0	0-0	0 0 0	0 0 0	1	0	0 0 0	0 0 0	-9	3PT%: 0-0 0%
5 Mia Broom	19:26	2-2	2-2	1-2	0 2 2	2 1 7	3	2	0 0 0	0 0 0	6	4th FG: 4-11 36.4%
Team					1 0 1	0 0	0	1				5th FG: 1-2 50.0%
Totals	22-48	10-21	9-11	6 19 25	17 15	63	16	21	4 3 0	1 7	0	54.3%

Major Fouls: NONE

Dead Ball Rebounds: 3.0

	UNC	COL
Biggest lead	19 (4 <sup>th</sup> 4:33)	3 (2 <sup>nd</sup> 2:36)
Best Scoring Run	9 (4 <sup>th</sup> 4:33)	5 (2 <sup>nd</sup> 8:41)
Lead Changes	9	
Times Tied	1	
Time with Lead	35:14	03:10

Points from	UNC	COL
Turnovers	20	5
Paint	50	24
Second Chance	13	4
Fast Breaks	8	0
Bench	17	7

Period by Period Scoring
1st 2nd 3rd 4th TOT
UNC 12 23 22 23 80
COL 9 22 18 14 63



Official Basketball Box Score - Final  
North Carolina at Texas  
12/04/25 Moody Center, Austin  
2025-26 Women's Basketball

Game Time: 6:00 PM  
Game Duration: 2:03  
Attendance: 9,920

Officials: Cira Cross, Kevin Penick, Kristin Ball

North Carolina - 64

Record: 8-2

NO. Name	Min	FG	3P	FT	Rebounds	Fouls	TP	AS	TO	ST	Blocks	+/-
		M.A.	M.A.	M.A.	OR DR TOT	PF FD					BS BA	
2 Nyla Harris	F 18:43	4-5	0-0	1-2	2 1 3	3 1 9	0	4	0 1 1 1			
21 Ciera Toomey	F 37:39	4-7	0-2	2-2	5 3 8	3 1 10	0	1	1 3 0 -10			
10 Reniya Kelly	G 27:07	0-8	0-1	2-2	0 2 2	0 1 2	1	3	1 0 0 -13			
17 Elina Aarnisalo	G 31:13	6-7	0-1	4-4	1 2 3	1 3 16	2	3	1 0 1 -18			
24 Indya Nivar	G 33:44	5-9	1-2	6-8	0 4 4	4 7 17	3	2	2 1 1 9			
0 Lanie Grant	22:46	2-5	0-2	1-2	0 1 1	1 1 5	1	2	0 0 1 -12			
3 Nyla Brooks	20:24	1-6	0-2	0-0	1 1 2	4 0 2	0	2	0 0 2 -3			
34 Bianca Thomas	02:21	0-0	0-0	0-0	0 0 0	0 0 0	0	1	0 0 0 -5			
3 Tallyah Henderson	03:52	1-2	1-1	0-0	0 0 0	0 0 0	0	0	0 0 0 -4			
4 Laila Hull	02:06	0-0	0-0	0-0	0 0 0	0 0 0	0	1	0 0 0 -2			
Team					1 7 8	0 0	0	1				
Totals		23-49	2-11	16-20	10 21 31	19 14	64	7	20	5 5 6 -15		

Major Fouls: NONE

Dead Ball Rebounds: 2.0

Texas - 79

Record: 9-0

NO. Name	Min	FG	3P	FT	Rebounds	Fouls	TP	AS	TO	ST	Blocks	+/-
		M.A.	M.A.	M.A.	OR DR TOT	PF FD					BS BA	
20 Madsen Booker	F 37:57	4-12	0-1	10-11	3 3 6	2 7 18	4	2	1 2 0 19			
25 Breyia Cunningham	F 11:12	0-2	0-0	0-0	0 0 0	2 0 0	0	1	1 0 1 -11			
32 Teya Sidberry	F 22:11	2-7	1-2	1-2	2 2 4	1 3 6	1	0	2 1 0 1			
3 Rori Harmon	G 40:00	3-8	0-0	0-0	0 2 2	0 1 6	8	4	3 1 0 15			
7 Jordan Lee	G 40:00	10-16	2-5	0-0	4 1 5	3 0 22	1	0	2 0 1 15			
3 Tallyah Henderson	18:12	4-6	1-1	2-4	2 1 3	4 3 11	0	0	0 1 1 12			
0 Nyla Oldacre	29:28	6-12	0-0	4-4	1 6 7	2 5 16	1	0	2 1 2 24			
Team					2 2 3	0 0	0	1				
Totals		29-63	4-9	17-21	13 17 30	14 19	79	15	8	11 6 5 15		

Major Fouls: NONE

Dead Ball Rebounds: 4.1

	UNC	TEXAS
Biggest lead	7 (1 <sup>st</sup> 0:33)	24 (4 <sup>th</sup> 4:17)
Best Scoring Run	7 (1 <sup>st</sup> 0:33)	9 (2 <sup>nd</sup> 7:39)
Lead Changes	5	
Times Tied	8	
Time with Lead	11:05	25:02

Points from	UNC	TEXAS
Turnovers	7	24
Paint	40	30
Second Chance	10	15
Fast Breaks	11	8
Bench	10	27

Period by Period Scoring
1st 2nd 3rd 4th TOT
UNC 21 10 15 18 64
TEXAS 16 23 24 16 79

## GAME 11 • BOSTON UNIVERSITY • W (82-40)

## GAME 12 • No. 22 LOUISVILLE • L (66-76 OT)



Official Basketball Box Score - Final  
Boston U. at North Carolina  
12/07/25 Carmichael Arena, Chapel Hill  
2025-26 Women's Basketball

Game Time: 12:00 PM  
Game Duration: 1:46  
Attendance: 3,139

Officials: Rod Creech, Ryan Dunham, Alexis Perez

Boston U. - 40

Record: 3-6

NO. Name	Min	FG	3P	FT	Rebounds	Fouls	TP	AS	TO	ST	Blocks	+/-
		M.A.	M.A.	M.A.	OR DR TOT	PF FD					BS BA	
20 Anette Adler	F 21:28	2-10	0-0	4-4	1 4 5	3 3 8	1	1	0 0 2 19			
31 Anastasia Semehova	F 22:46	1-6	0-4	0-0	1 5 6	2 0 2	0	2	0 0 1 -31			
12 Bella McLaughlin	G 25:16	2-5	0-2	0-1	0 0 0	2 1 4	2	7	0 0 0 -32			
18 Hildur Gunnsteinsdottir	G 26:11	4-6	3-5	0-0	0 3 3	0 1 11	1	2	2 0 2 -25			
21 Audrey Erickson	G 35:12	1-5	1-5	2-2	0 3 3	0 1 5	3	1	0 0 0 -34			
42 Allison Schwerter	25:40	2-8	0-0	2-2	0 4 4	1 6 1	6	1	4 1 0 2 -26			
10 Rose Azmoudhe	13:09	1-2	1-2	0-0	0 1 1	1 1 3	0	0	0 0 0 -18			
14 Ines Montegudo	07:24	0-1	0-1	0-0	0 0 0	0 0 0	0	0	0 0 0 -9			
22 Kate Allard	08:10	0-0	0-0	1-2	1 0 1	1 1 1	1	0	2 0 0 -6			
1 Taylor Williams	14:44	0-2	0-1	0-0	0 0 0	0 0 0	1	3	0 0 1 -10			
Team					1 1 2	0 0	0	0				
Totals		13-45	5-20	9-11	4 21 25	13 9	40	9	22	1 2 6 -42		

Major Fouls: NONE

Dead Ball Rebounds: 1.0

North Carolina - 82

Record: 9-2

NO. Name	Min	FG	3P	FT	Rebounds	Fouls	TP	AS	TO	ST	Blocks	+/-
		M.A.	M.A.	M.A.	OR DR TOT	PF FD					BS BA	
2 Nyla Harris	F 19:32	2-6	0-0	6-8	4 5 9	0 4	10	1	0 1 0 0 22			
21 Ciera Toomey	F 19:21	3-8	1-3	0-0	4 3 7	1 1 2	7	2	0 1 5 0 24			
0 Lanie Grant	G 29:48	3-6	3-5	0-0	1 0 1	0 2 9	4	0	0 0 1 40			
17 Elina Aarnisalo	G 27:21	6-11	2-3	0-0	1 5 6	1 1 14	4	3	0 0 0 35			
24 Indya Nivar	G 26:13	6-11	1-4	0-0	2 5 7	3 1 13	4	1	1 1 0 26			
3 Tallyah Henderson	15:30	5-5	0-0	1-1	2 3 5	2 1 11	0	0	4 0 0 9			
7 Nyla Brooks	17:18	4-13	2-4	0-0	1 2 3	0 1 10	0	1	3 0 0 16			
4 Laila Hull	13:46	1-5	1-4	0-0	3 0 3	0 1 3	0	2	1 0 0 11			
34 Bianca Thomas	09:39	0-0	0-0	0-0	0 0 0	0 1 0	1	0	1 0 0 10			
1 Jordan Zubich	09:08	1-3	1-2	0-0	0 1 1	0 0 0	0	0	0 0 1 6			
26 Talissa Queiroz	05:17	0-1	0-0	0-0	0 0 0	0 0 0	0	0	1 0 0 8			
15 Sydney Barker	03:58	0-1	0-0	0-0	0 1 1	0 0 0	0	0	0 0 0 -1			
5 Liza Astakhova	03:07	1-2	0-0	0-0	0 0 0	0 0 0	2	0	0 0 0 2			
Team					0 2 2	0 0	0	1				
Totals		32-72	11-25	7-9	18 27 45	9 13	82	16	9	12 6 2 42		

Major Fouls: NONE

Dead Ball Rebounds: 3.2

	BU	UNC
Biggest lead	1 (1 <sup>st</sup> 9:27)	44 (4 <sup>th</sup> 1:49)
Best Scoring Run	5 (3 <sup>rd</sup> 1:35)	13 (3 <sup>rd</sup> 4:26)
Lead Changes	2	
Times Tied	0	
Time with Lead	00:53	38:43

Points from	BU	UNC
Turnovers	0	24
Paint	14	38
Second Chance	0	17
Fast Breaks	0	22
Bench	10	29

Period by Period Scoring
1st 2nd 3rd 4th OT1 TOT
BU 12 7 12 9 40
UNC 21 17 28 16 82



Official Basketball Box Score - Final  
Louisville at North Carolina  
12/14/25 Carmichael Arena, Chapel Hill  
2025-26 Women's Basketball

Game Time: 4:00 PM  
Game Duration: 2:11  
Attendance: 8,622

Officials: Tiffany Bird, Joseph Vazally, M. Forsberg

Louisville - 76

Record: 10-3 (2-0)

NO.	Name	Min	FG	3P	FT	Rebounds		Fouls	TP	AS	TO	ST	Blocks	+/-	Shooting By Period					
			M/A	M/A	M/A	OR	DR	TOT	PF	FD										
0	Laura Ziegler	F 42:06	6-12	3-4	2-2	1	7	8	1	17	2	0	0	0	0	14	1st FG	9-14	64.3%	
4	Mackenly Randolph	F 23:00	1-5	0-2	0-2	4	6	2	2	2	2	2	0	0	0	7	3PT%	4-6	66.7%	
9	Anya Hardy	F 07:23	2-3	0-0	0-0	0	2	2	3	2	4	0	0	0	0	-2	3PT%	5-7	24.3%	
11	Elif Istanbulcuoglu	F 39:26	6-11	2-5	2-2	1	3	4	3	2	16	1	0	0	1	10	FT%	27	28.6%	
12	Christiana Roberts	G 42:40	4-15	2-8	1-1	0	1	1	2	11	4	2	4	0	0	8	3PT%	0-2	0%	
1	Rhyna Scott	F 25:58	2-6	1-2	0-0	0	2	2	0	1	5	4	5	1	1	-3	3PT%	8-20	40.0%	
2	Skyler Jones	23:31	2-7	0-3	4-4	0	6	6	1	2	8	0	2	3	0	3	3PT%	1-5	20.0%	
2	Marli Berry	20:06	4-10	0-2	5-6	1	5	6	1	1	2	1	2	1	0	1	13	FT%	1-1	100%
															4th FG%			3-12	25.0%	
Totals			27:47	8-26	14-17	11	33	44	14	14	76	14	11	2	2	10	FT%	9-16	56.3%	

## BOX SCORES

## GAME 13 • UNCW • W (84-34)



Official Basketball Box Score - Final  
UNCW at North Carolina  
12/17/25 Carmichael Arena, Chapel Hill  
2025-26 Women's Basketball

Game Time: 8:00 PM  
Game Duration: 1:52  
Attendance: 1,524

Officials: Mark Resch, Sal Esho, Tasha Smith

UNCW - 34

Record: 2-6

NO.	Name	Min	FG		3P		FT	Rebounds		Fouls	TP	AS	TO	ST	Blocks		+/-	Shooting By Period	
			M-A	M-A	M-A	M-A		OR	DR						OR	DR		BS	BA
23	Icys Storm	F 22:35	3-6	0-1	0-0	0	3	3	2	0	6	1	4	1	0	1	-24	3PT%	0.0
1	Mary Ferrito	G 28:32	0-6	0-1	1-2	0	2	2	0	4	1	1	2	1	0	-33	3PT%	0.0	
5	Rori Cox	G 18:24	3-6	0-2	2-2	0	2	2	4	3	8	1	6	4	0	-14	3PT%	0.0	
11	Tarin Rogers	G 32:47	1-9	0-3	2-2	3	3	6	2	1	4	0	2	1	0	-43	3PT%	0.0	
21	Kylah Silver	G 28:19	3-6	0-0	0-2	1	0	1	2	2	6	0	4	0	0	-1	3PT%	0.0	
24	Angelina Pelayo	24:38	2-7	0-0	0-2	4	3	7	0	3	4	1	0	0	2	-33	3PT%	0.0	
2	Paige Smith	25:05	1-14	0-6	0-0	0	3	3	2	0	2	3	2	1	0	-40	3PT%	0.0	
10	McCall King	19:41	1-2	1-1	0-0	0	0	0	1	0	3	0	2	0	0	-28	3PT%	0.0	
Team						1 4 5 0				0 0 0						4th	3PT%		
Totals			14-56			1-14			5-10			9-20			29-13			1-4 25.0%	

Major Fouls: NONE

Dead Ball Rebounds: 3.0

North Carolina - 84

Record: 10-3

NO.	Name	Min	FG		3P		FT	Rebounds		Fouls	TP	AS	TO	Blocks		+/-	Shooting By Period			
			M/A	M/A	M/A	M/A		OR	DR					OT	BS		BA	1st	2nd	
2	Nyla Harris	F 16:17	0-5	0-1	1-2	3	4	7	1	2	1	1	1	2	0	15	3PT%	46.67%		
21	Ciera Toomey	F 20:36	7-10	1-2	0-1	5	3	8	2	2	15	1	2	1	4	0	30	FT%	1-3 33.33%	
10	Reniya Kelly	G 13:33	0-3	0-3	0-0	0	2	2	0	0	0	2	2	0	0	0	13	2nd	3PT%	8-15 53.33%
17	Elina Aarnisalo	G 18:56	4-10	1-5	0-0	1	1	2	1	0	9	2	2	2	0	0	21	3PT%	2-7 28.6%	
24	Indya Nivar	G 20:29	4-7	1-2	1-4	3	6	9	1	3	10	3	0	2	1	0	26	2nd	FT%	5-6 83.33%
3	Taliyah Henderson	11:38	1-1	0-0	0-0	2	0	2	0	2	2	0	1	0	0	0	14	3PT%	7-18 38.89%	
7	Nyla Brooks	20:21	6-11	4-8	0-0	1	5	6	2	0	16	0	2	1	0	0	27	3PT%	4-14 28.6%	
34	Blanca Thomas	16:59	4-7	0-0	0-0	2	3	5	1	0	8	1	1	0	2	2	19	FT%	2-2 100%	
0	Lanie Grant	16:24	3-5	3-5	0-0	0	1	1	0	0	9	3	2	1	0	0	15	4th	3PT%	8-14 57.14%
4	Laila Hull	13:29	1-2	1-2	3-4	0	2	2	2	6	2	1	1	1	0	0	19	3PT%	1-5 20.0%	
26	Taissa Queiroz	14:30	3-5	0-1	0-2	2	1	3	1	1	6	3	0	1	0	0	22	3PT%	0-2 0%	
1	Jordan Zubich	08:52	0-1	0-1	0-0	0	1	1	0	0	0	0	1	0	0	0	13	GM	FG%	48.48%
5	Liza Astakhova	06:02	0-2	0-2	0-0	0	0	0	0	1	0	0	1	0	0	0	9	FT%	5-10 50.0%	
15	Sydney Barker	03:54	1-1	0-0	0-2	0	0	0	0	1	2	0	0	1	0	0	7			
Team																		Dead Ball Rebounds: 6		
Totals			34-70			11-32			5-15			20-34			13-13			84 19 0 1 1 2 5 20		

Major Fouls: NONE

UNCW		UNC	
Biggest lead	2 (1 <sup>st</sup> 9:41)	50 (4 <sup>th</sup> 0:45)	
Best Scoring Run	4 (2 <sup>nd</sup> 3:01)	15 (4 <sup>th</sup> 2:15)	
Lead Changes	5		
Times Tied	0		
Time with Lead	01:38	38:03	
UNCW		UNC	
Points from Turnovers	16	28	
Points from Paint	24	42	
Second Chance	4	17	
Fast Breaks	8	15	
Bench	9	49	
UNCW		UNC	
1st	12	6	12
2nd	6	12	4
3rd	12	6	12
4th	17	8	34
TOT	27	20	27
4th	17	8	34
TOT	27	20	27

## GAME 14 • CHARLESTON SOUTHERN • W (93-74)



Official Basketball Box Score - Final  
Charleston So. at North Carolina  
12/21/25 Carmichael Arena, Chapel Hill  
2025-26 Women's Basketball

Game Time: 12:00 PM  
Game Duration: 1:05  
Attendance: 2,369

Officials: Dennis Brooks, Courtney Robinson, Kayla Maxey

Charleston So. - 74

Record: 2-10

NO.	Name	Min	FG		3P		FT	Rebounds		Fouls	TP	AS	TO	Blocks		+/-		
			M/A	P/A	M/A	P/A		OR	DR					BS	BA			
10	Neaveh Jones	C 27:56	1-4	0-0	1-3	0	0	0	4	1	3	0	1	1	0	-13		
4	Caolan Ellis	G 33:18	6-11	5-7	1-2	0	0	0	1	1	18	0	3	0	0	-12		
6	Aïssé Coulibaly	G 15:17	1-3	1-2	1-2	0	0	0	2	1	4	2	0	1	0	-16		
12	Sydney Bradley	G 05:33	0-0	0-0	0-0	0	2	2	0	0	0	1	0	0	0	-1		
15	Alaina Nettles	G 33:27	2-3	0-0	1-2	2	2	4	2	5	4	2	0	0	0	-6		
3	Tyonna Bailey	33:39	9-18	4-6	8-11	0	9	9	2	10	31	0	3	1	0	-13		
20	Thelma Barbach	19:26	3-8	2-7	0-0	0	2	2	4	0	8	0	0	0	0	-18		
21	Asha Sra	31:25	2-6	0-1	1-1	0	4	4	3	2	5	7	4	2	0	-16		
Team																		
Totals			24-53			12-23			14-21			2-19				18-20		
																1 <sup>st</sup> FG	41.2	33.3%
																3 <sup>rd</sup> FG	39	33.3%
																FT	75.6	77.8%
																3 <sup>rd</sup> FG	5-16	31.3%
																FT%	14	25.0%
																FT%	1	100%
																1 <sup>st</sup> FG	8-14	57.1%
																3 <sup>rd</sup> FG	4-5	80.0%
																FT	4-6	66.7%
																1 <sup>st</sup> FG	7-11	63.6%
																3 <sup>rd</sup> FG	4-5	80.0%

Major Fouls: NONE

Dead Ball Rebounds: 4.0

North Carolina - 93

Record: 11-3

NO.	Name	Min	FG		3P		FT	Rebounds		Fouls	TP	AS	TO	Blocks		+/-
			M	A	M	A		OR	DR					BS	BA	
2	Nyla Harris	F 10:44	2-2	0-0	4-6	1	1	2	0	3	8	0	1	0	0	5
21	Ciera Toomey	F 17:54	3-6	0-1	3-4	2	3	5	3	2	9	2	2	0	0	3
10	Reniya Kelly	G 24:47	4-12	0-4	0-0	0	2	2	3	0	8	4	0	3	0	0
17	Elina Aarnisalo	G 29:44	6-8	2-2	2-2	0	3	3	1	3	16	4	2	2	0	11
24	Indya Nivar	G 29:39	5-8	3-3	1-2	1	3	4	4	1	14	6	1	1	0	9
7	Nyla Brooks	25:54	6-16	6-12	1-2	0	5	6	1	1	19	1	0	0	0	27
3	Taliyah Henderson	13:04	1-3	0-0	3-4	2	5	2	4	5	0	2	0	0	0	10
26	Taissa Queiroz	18:00	1-4	0-0	1-2	3	3	6	2	2	3	4	2	1	0	13
4	Laila Hull	15:25	3-6	0-3	1-1	0	3	3	2	1	7	1	0	2	0	11
34	Blanca Thomas	11:52	2-3	0-0	0-0	1	1	2	1	1	4	0	2	0	2	-5
1	Jordan Zubich	02:57	0-0	0-0	0-0	0	0	0	0	1	0	0	0	0	0	-8
Team																
Totals			33-68	11-25	16-23	17-29	46	20	18	93	22	12	9	2	0	19

Major Fouls: NONE

Dead Ball Rebounds: 6.1

CSU		UNC	
Biggest lead	3 (1 <sup>st</sup> 9:50)	27 (3 <sup>rd</sup> 9:45)	
Best Scoring Run	8 (4 <sup>th</sup> 7:26)	23 (2 <sup>nd</sup> 8:15)	
Lead Changes	2		
Times Tied	0		
Time with Lead	01:21	36:25	
CSU		UNC	
Points from Turnovers	12	19	
Points from Paint	20	32	
Second Chance	1	19	
Fast Breaks	0	19	
Bench	44	38	
CSU		UNC	
1st	13	12	24
2nd	12	24	25
3rd	12	24	25
4th	23	27	20
TOT	48	87	98

## GAME 15 • at BOSTON COLLEGE • W (90-39)



Official Basketball Box Score - Final  
North Carolina at Boston College  
12/20/25 Conte Forum, Chestnut Hill, Mass  
2025-26 Women's Basketball

Game Time: 8:00 PM  
Game Duration: 1:45  
Attendance: 1,213

Officials: Cameron Inouye, Fatou Cissoko-Stephens, Billy Smith

North Carolina - 90

Record: 12-3 (1-1)

Men's Averages - 50																
No.	Name	Min.	FG		3P		FT	Rebounds		Fouls	TP	AS	TO	Blocks		+/-
			M/A	Pct	M/A	Pct		OR	DR					OT	BS	
2	Nyla Harris	F 18:36	9-11	0-0	1-2	3	6	9	0	3	19	1	0	1	0	21
21	Ciera Toomey	F 21:32	5-9	0-2	1-2	2	6	8	2	2	11	3	0	0	2	0
0	Lanie Grant	G 19:26	2-4	1-3	0-0	0	0	0	0	0	5	3	0	0	0	0
10	Reniya Kelly	G 20:31	4-6	1-2	0-0	0	5	5	2	0	9	3	2	1	1	20
24	Indya Nivar	G 17:37	2-5	0-1	0-0	0	2	2	3	0	4	1	0	1	0	0
7	Nyla Brooks	19:36	5-8	2-4	3-3	0	3	3	2	2	15	2	3	0	0	29
17	Elina Ainaisalo	20:55	4-6	0-0	0	2	2	2	1	0	4	1	1	4	0	37
4	Laila Hull	16:17	3-6	2-4	1-2	3	5	5	0	2	9	1	0	1	0	20
3	Taliyah Henderson	10:07	2-2	1-1	0-0	0	2	2	2	0	5	0	0	0	0	20
34	Blanca Thomas	09:42	2-2	0-0	0-0	0	4	4	0	1	4	2	0	0	0	0
26	Taissa Queiroz	09:41	0-1	0-1	0-0	0	1	1	1	1	0	1	0	1	0	21
1	Loren Zubiak	05:20	0-1	0-1	0-0	1	1	2	0	0	0	0	0	0	0	1
5	Luna Astara	05:20	0-3	0-2	0-0	0	0	0	0	0	0	0	0	0	0	1
15	Sydney Barker	05:20	0-2	0-2	0-0	0	1	1	0	0	0	1	0	0	0	1
Team							1		2		0					
Totals			38-66		8-25	6-9	10	37	47	16	92	24	11	11	3	151
Dead Ball Rebounds:																
1 <sup>st</sup> FG% 9-14 64.3%																
3P% 1-3 33.3%																
FT% 1-2 50%																
2 <sup>nd</sup> FG% 11-17 64.7%																
3P% 3-6 50.0%																
FT% 1-1 100%																
1 <sup>st</sup> FG% 10-15 66.7%																
3P% 2-2 100%																
FT% 1-2 50%																
1 <sup>st</sup> FG% 8-17 47.1%																
3P% 2-9 22.2%																
FT% 3-4 75%																
GM FG% 8-26 30.8%																
3P% 3-6 50.0%																
FT% 6-6 100%																

## BOX SCORES

## GAME 17 • STANFORD • L (71-77 OT)



Official Basketball Box Score - Final  
UNCW at North Carolina  
12/17/25 Carmichael Arena, Chapel Hill  
2025-26 Women's Basketball

Game Time: 8:00 PM  
Game Duration: 1:48  
Attendance: 1,524

Officials: Mark Resch, Saf Esho, Tasha Smith

UNCW - 34

Record: 2-6

NO.	Name	Min	FG		3P		FT		Rebounds		Fouls		TP	AS	TO	ST	Blocks		+/-	Shooting By Period									
			M	A	M	A	M	A	OR	DR	TOT	PF					FD	BS		BA	1st FG	6-12	50.0						
23	Icys Storm	F 22:35	3-6	0-1	0-0	0	3	3	2	0	6	1	4	1	0	1	0	1	-24	3PT%	0.0								
1	Mary Ferrito	G 28:32	0-6	0-1	1-2	0	2	2	0	4	1	1	2	1	0	2	0	0	-33	3PT%	0.0								
5	Rori Cox	G 18:24	3-6	0-2	2-2	0	2	2	0	4	3	8	1	6	4	0	1	-14	3PT%	3.1	21.4								
11	Torin Rogers	G 32:47	1-9	0-3	2-2	3	3	6	2	1	4	0	2	1	0	2	0	-43	3PT%	0.4	0.0%								
21	Kylah Silver	G 28:19	3-6	0-0	0-2	1	0	1	2	2	6	0	4	0	0	1	0	-35	FT%	0.0	0%								
24	Angelina Pelayo	24:38	2-7	0-0	0-2	4	3	7	0	3	4	1	0	0	2	1	-33	3PT%	4.16	25.0%									
2	Paige Smith	25:05	1-14	0-6	0-0	0	3	3	2	0	2	3	2	1	0	1	-40	3PT%	0.0	0.0%									
10	McCall King	19:41	1-2	1-1	0-0	0	0	0	1	0	3	0	2	0	0	0	-28	3PT%	0.0	100%									
Team																		3PT%			1.14	1.1%							
Totals			14-56			1-14			5-10			9-20			29-13			34-7			22-8			2-9			50-50		

Major Fouls: NONE

Shooting By Period			
1 <sup>st</sup>	FG%	6-12	50.0%
3PT%	0-3	0.0%	
FT%	0-2	0%	
2 <sup>nd</sup>	FG%	3-14	21.4%
3PT%	0-4	0.0%	
FT%	0-0	0%	
3 <sup>rd</sup>	FG%	4-16	25.0%
3PT%	0-3	0.0%	
FT%	4-4	100%	
4 <sup>th</sup>	FG%	1-14	7.1%
3PT%	1-4	25.0%	
FT%	1-4	25%	
GM FG%	14-56	25.0%	
3PT%	1-14	7.1%	
FT%	5-10	50.0%	

Dead Ball Rebounds: 3, 0

North Carolina - 84

Record: 10-3

NO. Name		Min	FG		3P		FT		Rebounds		Fouls		TP	AS	TO	ST	Blocks		+/-	Shooting By Period	
			M/A	M/A	M/A	M/A	OR	DR	OT	PF	FD	BS					BA	1st		2nd	3rd
2	Nyla Harris	F 16:17	0-5	0-1	1-2	3	4	7	1	2	1	2	1	1	2	0	15	3PT%	4	66.7%	
21	Ciera Toomey	F 20:36	7-10	1-2	0-1	5	3	8	2	2	15	1	1	1	4	0	30	3PT%	1-3	33.3%	
10	Reniya Kelly	F 13:33	0-3	0-3	0-0	0	2	2	0	0	0	2	2	0	0	0	13	2nd FT%	8-15	53.3%	
17	Elina Aamiasalo	G 18:56	4-10	1-5	0-0	1	1	2	1	0	9	2	2	2	0	0	21	3PT%	2-8	28.6%	
24	Indya Nivar	G 20:29	4-7	1-2	1-4	3	6	9	1	3	10	3	0	2	1	0	26	FT%	28	55%	
3	Taliyah Henderson	11:38	1-1	0-0	0-0	2	0	2	0	2	2	0	1	0	0	0	14	3rd FT%	7-18	38.9%	
7	Nyla Brooks	20:21	6-11	4-8	0-0	1	5	6	2	0	16	0	2	1	0	0	27	3PT%	4-14	28.6%	
34	Blanca Thomas	16:59	4-7	0-0	0-0	2	3	5	1	0	8	1	1	1	0	2	19	FT%	2	100%	
0	Lanie Grant	16:24	3-5	3-5	0-0	0	1	1	0	0	9	3	2	1	0	0	19	4th FT%	8-14	57.1%	
4	Laila Hull	13:29	1-2	1-2	3-4	0	2	2	2	2	6	2	1	1	0	0	15	3PT%	1-5	20.0%	
29	Talissa Queiroz	14:30	3-5	0-1	0-1	2	1	3	1	1	6	3	0	1	0	0	22	3PT%	4-11	36.4%	
1	Jordan Zubich	08:52	0-1	0-1	0-0	0	1	1	0	0	0	0	1	0	0	0	13	FT%	0-2	0%	
5	Liza Astakhova	06:02	0-2	0-2	0-0	0	0	0	1	0	0	0	1	0	0	0	9	GM FG%	34-70	48.6%	
15	Sydney Barker	03:54	1-1	0-0	0-2	0	0	0	1	1	2	0	0	1	0	0	7	GM FT%	11-32	34.4%	
Team							1	5	6	0	0	0	0	0				Dead Ball Rebounds: 6			
Totals			34-70	11-32	5-15	20	34	54	13	13	84	19	15	11	9	2	50				

Major Fouls: NONE

Shooting By Period			
1 <sup>st</sup>	FG%	11-23	47.8%
3PT%	4-6	66.7%	
FT%	1-3	33.3%	
2 <sup>nd</sup>	FG%	8-15	53.3%
3PT%	2-7	28.6%	
FT%	2-8	25%	
3 <sup>rd</sup>	FG%	7-18	38.9%
3PT%	4-14	28.6%	
FT%	2-2	100%	
4 <sup>th</sup>	FG%	8-14	57.1%
3PT%	1-5	20.0%	
FT%	0-2	0%	
GM FG%	34-70	48.6%	
3PT%	11-32	34.4%	
FT%	5-15	33.3%	

Dead Ball Rebounds: 6, 1

	UNCW	UNC	Points from		UNCW	UNC	Period by Period Scoring					
Biggest lead	2 (1 <sup>st</sup> 9:41)	50 (4 <sup>th</sup> 0:45)	Turnovers		16	28	UNCW	1st	2nd	3rd	4th	TOT
Best Scoring Run	4 (2 <sup>nd</sup> 3:01)	15 (4 <sup>th</sup> 2:15)	Paint		24	42						
Lead Changes		5	Second Chance		4	17						
Times Tied		0	Fast Breaks		8	15						
Time with Lead	01:38	38:03	Bench		9	49						
							UNC	27	20	20	17	84

## GAME 18 • at NOTRE DAME • L (50-73)



Official Basketball Box Score - Final  
North Carolina at Notre Dame  
01/11/26 Purnell Pavilion at the Joyce Center, Notre Dame, IN  
2025-26 Women's Basketball

Game Time: 1:00 PM  
Game Duration: 1:49  
Attendance: 8,101

Officials: Joseph Vaszily, Angelica Sufren, Talisa Green

North Carolina - 50

Record: 13-5 (2-3)

NO.	Name	Min	FG		3P		FT		Reb		Fouls		TP	AS	TO	ST	Blocks		+/-	
			M	A	M	A	M	A	OR	DR	PF	FD					BS	BA		
2	Nyla Harris	F 30:05	6-9	0-0	2-3	5	3	8	3	3	14	1	1	3	0	0	0	-6		
21	Ciera Toomey	F 12:14	0-5	0-0	0-0	2	0	2	1	0	0	0	0	0	0	1	-11			
0	Lanie Grant	G 31:04	3-8	3-5	0-0	0	0	0	1	0	9	0	4	2	0	0	-9			
10	Reniya Kelly	G 35:32	3-12	1-3	1-2	1	2	3	1	3	8	1	2	2	0	0	-26			
24	Indya Nivar	G 26:06	1-7	0-2	2-2	0	5	5	5	3	4	1	6	3	3	1	-19			
4	Laila Hull	03:40	0-0	0-0	0-0	1	0	1	0	0	0	0	0	0	1	0	-1			
7	Nyla Brooks	19:30	0-3	0-2	0-0	0	3	3	0	0	0	2	2	0	1	0	-10			
17	Elina Aamiasalo	19:05	3-5	0-2	1-2	0	1	1	2	1	7	1	4	0	0	0	-12			
26	Talissa Queiroz	06:53	1-2	0-0	2-2	0	2	2	1	1	4	0	1	0	0	0	-9			
3	Taliyah Henderson	11:39	2-4	0-0	0-0	2	0	2	1	0	4	0	0	0	0	2	-6			
34	Blanca Thomas	04:12	0-0	0-0	0-0	0	0	0	1	0	0	0	1	0	0	0	-6			
Team																				
Totals			19-55	4-14	8-11	14	18	32	16	11	50	6	22	10	5	4	23			

Major Fouls: NONE

Shooting By Period			
1 <sup>st</sup>	FG%	3-16	18.8%
3PT%	0-4	0.0%	
FT%	3-4	75%	
2 <sup>nd</sup>	FG%	8-16	50.0%
3PT%	2-6	33.3%	
FT%	0-0	0%	
3 <sup>rd</sup>	FG%	2-12	16.7%
3PT%	0-1	0.0%	
FT%	1-2	50%	
4 <sup>th</sup>	FG%	6-11	54.5%
3PT%	2-3	66.7%	
FT%	4-5	80%	
GM FG%	19-55	34.5%	
3PT%	4-14	28.6%	
FT%	8-11	72.7%	

Dead Ball Rebounds: 2, 0


Notre Dame - 73

Record: 12-4 (4-2)

NO.	Name	Min	FG		3P		FT		Rebounds		Fouls		TP	AS	TO	ST	Blocks		+/-	Shooting By Period					
			M-A	M-A	M-A	M-A	OR	DR	TOT	PF	FD	BS					BA	1st FG		1st FT					
5	Malaya Cowles	F 30:03	2-8	0-0	2-2	4	3	7	2	3	6	2	1	2	1	2	24			1st FG	5-14 35.7%				
2	Vanessa de Jesus	G 37:25	6-7	4-5	0-0	0	3	3	1	1	16	1	3	1	0	0	23			3PT%	1-5 33.3%				
3	Hannah Hidalgo	G 39:19	13-25	0-2	5-6	3	5	8	3	7	31	6	1	7	1	2	25			2nd FG	6-16 50.0%				
8	Cassandra Prosper	G 39:06	6-13	1-2	4-7	6	8	14	3	5	17	1	4	0	0	1	27			3PT%	2-5 40.0%				
23	Iyana Moore	G 39:31	1-9	1-7	0-0	0	2	2	0	3	1	2	1	2	0	0	3			FT%	0-0 0.0%				
30	Gisela Sanchez	11:25	0-1	0-0	0-0	1	1	2	0	0	0	0	3	0	0	0	3			3rd FG	8-20 40.0%				
1	Kelly Ratigan	01:40	0-0	0-0	0-0	0	0	0	0	0	0	0	0	0	0	0	-4			3PT%	3-6 50.0%				
11	Jordyn Smith	00:54	0-0	0-0	0-0	0	0	0	0	0	0	0	0	0	0	0	-4			FT%	3-4 75.0%				
15	Luci Jensen	00:37	0-0	0-0	0-0	0	0	0	0	0	0	0	0	0	0	0	-2			4th FG	7-13 53.8%				
Team																					3PT%	0-4 0.0%			
Totals			28-63	6-16	11-15	17	23	40	11	16	73	11	15	11	4	5	23				GM FG	28-63 44.4%			
																				Major Fouls: NONE				3PT%	6-16 37.5%
																								FT%	11-15 73.3%



## MEET THE TAR HEELS



# #0

## LANIE GRANT

SO • GUARD • 5-9

MIDLOTHIAN, VA.

JAMES RIVER HIGH SCHOOL

Major: Pre-Media & Journalism  
Advertising & Public Relations Track

### Good to know ...

- 2024-25 ACC All-Freshman Team
- Chose to reclassify to 2024 to join the Tar Heels a year early.
- 2024 Virginia Gatorade Player of the Year.
- Ranked as the No. 59 recruit in the class of 2024 according to ESPN's HoopGurlz.
- Three-time first-team all-state selection and two-time Metro and Region Player of the Year.
- Active with USA Basketball, a member of the 2023 U.S. U16 Team that won gold at the FIBA Americas U16 Championship.

### 2025-26 SEASON HIGHS ..... CAREER HIGHS

**Points** 19, vs. Columbia (11/29/25) ..... 19, 2x, last vs. Columbia (11/25/25)  
**Rebounds** 4, 2x, last vs. Louisville (12/14/25) ..... 6, vs. NC State (2/16/25)  
**FG** 8, vs. Columbia (11/29/25) ..... 7, at Duke (2/27/25)  
**FGA** 14, vs. Columbia (11/29/25) ..... 14, 2x, last vs. Columbia (11/29/25)  
**3FG** 4, vs. Kansas State (11/28/25) ..... 4, 2x, last vs. Kansas State (11/28/25)  
**3FGA** 8, vs. Kansas State (11/28/25) ..... 10, vs. Florida (12/18/24)  
**FT** 4, vs. Elon (11/6/25) ..... 7, vs. Duke (1/9/25)  
**FTA** 4, 2x, last vs. Stanford (1/4/26) ..... 7, 2x, last vs. Duke (1/9/25)  
**Assists** 5, at Boston College (12/29/25) ..... 5, at Boston College (12/29/25)  
**Steals** 3, 2x, last vs. Stanford (1/4/26) ..... 3, 2x, last vs. Stanford (1/4/26)  
**Blocks** 1, vs. UNCG (11/23/25) ..... 1, 3x, last vs. Boston College (3/6/25)

### SEASON SUPERLATIVES

**Double-Figure Points:** 4x, last vs. Louisville (12/14/25)

**Double-Figure Rebounds:** --

**Double-Doubles:** --

**5+ Rebounds:** --

**5+ Assists:** --

**Led Team in Points:** 2x, last vs. Columbia (11/29/25)

**Led Team in Rebounds:** --

**Led Team in Assists:** 6x, last vs. Stanford (1/4/26)

## GRANT GAME-BY-GAME

Opponent	Date	GS	MIN	Total		3-Pointers		Free throws		Rebounds											
				FG-FGA	PCT	3FG-3FGA	PCT	FT-FTA	PCT	OFF	DEF	TOT	AVG	PF	A	TO	BLK	STL	PTS	AVG	
Elon	11/06/2025	*	27:04	3-9	.333	1-5	.200	4-4	1.000	0	1	1	1.0	1	1	1	0	0	11	11.0	
vs UCLA	11/13/2025		27:02	2-6	.333	2-4	.500	2-2	1.000	0	0	0	0.5	0	0	1	0	0	8	9.5	
vs Fairfield	11/15/2025	*	28:16	2-9	.222	1-4	.250	2-2	1.000	0	1	1	0.7	1	4	1	0	0	7	8.7	
at N.C. A&T	11/20/2025		21:06	3-6	.500	2-4	.500	0-0	.000	0	1	1	0.8	0	3	2	0	0	8	8.5	
UNC Greensboro	11/23/2025	*	29:03	2-4	.500	1-3	.333	2-2	1.000	0	2	2	1.0	3	3	1	1	0	7	8.2	
vs South Dakota St.	11/27/2025	*	23:32	1-5	.200	1-4	.250	0-0	.000	0	2	2	1.2	1	4	2	0	2	3	7.3	
vs Kansas St.	11/28/2025	*	34:05	5-9	.556	4-8	.500	1-1	1.000	0	0	0	1.0	3	3	2	0	3	15	8.4	
vs Columbia	11/29/2025	*	35:51	8-14	.571	2-6	.333	1-3	.333	1	3	4	1.4	1	4	2	0	1	19	9.8	
at Texas	12/04/2025		22:46	2-5	.400	0-2	.000	1-2	.500	0	1	1	1.3	1	1	2	0	0	5	9.2	
Boston U.	12/07/2025	*	29:48	3-6	.500	3-5	.600	0-0	.000	1	0	1	1.3	0	4	0	0	0	9	9.2	
Louisville	12/14/2025	*	42:23	4-11	.364	2-7	.286	0-0	.000	0	4	4	1.5	4	2	3	0	0	10	9.3	
UNCW	12/17/2025		16:24	3-5	.600	3-5	.600	0-0	.000	0	1	1	1.5	0	3	2	0	1	9	9.3	
at Boston College	12/29/2025	*	19:26	2-4	.500	1-3	.333	0-0	.000	0	0	0	1.4	0	5	3	0	0	5	8.9	
California	01/01/2026	*	20:33	4-10	.400	1-5	.200	0-0	.000	0	0	0	1.3	0	1	2	0	0	9	8.9	
Stanford	01/04/2026		34:13	2-4	.500	1-1	1.000	3-4	.750	0	2	2	1.3	4	3	0	0	3	8	8.9	
at Notre Dame	01/11/2026	*	31:04	3-8	.375	3-5	.600	0-0	.000	0	0	0	1.3	1	0	4	0	2	9	8.9	
Totals			11	442:35	49-115	.426	28-71	.394	16-20	.800	2	18	20	1.3	20	41	28	1	12	142	8.9

### Player Averages

Games Played	Minutes/game	Points/game	FG Pct	3FG Pct	FT Pct	Rebounds/game	Assists/game	Turnovers/game	Assist/Turnover ratio	Steals/game	Blocks/game
16	27.7	8.9	42.6	39.4	80.0	1.3	2.6	1.8	1.5	0.8	0.1

## GRANT CAREER STATISTICS

				Field Goals		3-Point		F-Throws		Rebounds								Scoring		
SEASON	TEAM	GP-GS	MIN/AVG	FG-FGA	FG%	3FG-3FGA	3FG%	FT-FTA	FT%	OFF	DEF	TOT	AVG	PF-FO	A	TO	BLK	STL	PTS	AVG
2024-25	UNC	37-2	804/21.7	83-228	.364	44-127	.346	59-73	.808	6	60	66	1.8	49-0	40	49	2	16	269	7.3
2025-26	UNC	16-11	443/27.7	49-115	.426	28-71	.394	16-20	.800	2	18	20	1.3	20-0	41	28	1	12	142	8.9
TOTAL		53-13	1246/23.5	132-343	.385	72-198	.364	75-93	.806	8	78	86	1.6	69-0	81	77	3	28	411	7.8





#1  
**JORDAN ZUBICH**  
(ZOOB-ich)  
**SO • GUARD • 5-11**  
**MOUNTAIN IRON, MINN.**  
**MOUNTAIN IRON-BUHL HIGH SCHOOL**  
Major: Media & Journalism  
Advertising & Public Relations Track

Good to know ...

- Appeared in 17 games off the bench as a freshman, four against ACC foes.
- Tallied three games with five or more points in 2024-25, draining five total threes.
- Touted as the No. 69 player in the Class of 2024 by ESPN's HoopGurlz.
- Led her team to a Minnesota State Championship in 2023.
- Three-time all-state honoree.
- Scored over 3,000 points during her prep career.
- Awarded with All-Under Armour first team honors.
- Enjoys reading and baking outside of basketball.

**2025-26 SEASON HIGHS ..... CAREER HIGHS**  
**Points** 8, 2x, last at N.C. A&T (11/20/25) ..... 8, 2x, last at N.C. A&T (11/20/25)  
**Rebounds** 2, at Boston College (12/29/25) ..... 2, at Boston College (12/29/25)  
**FG** 3, vs. NC Central (11/3/25) ..... 3, vs. NC Central (11/3/25)  
**FGA** 6, vs. NC Central (11/3/25) ..... 6, vs. NC Central (11/3/25)  
**3FG** 2, 2x, last at N.C. A&T (11/20/25) ..... 2, 3x, last at N.C. A&T (11/20/25)  
**3FGA** 5, vs. NC Central (11/3/25) ..... 5, vs. NC Central (11/3/25)  
**FT** 2, at N.C. A&T (11/20/25) ..... 2, 3x, last at N.C. A&T (11/20/25)  
**FTA** 2, at N.C. A&T (11/20/25) ..... 2, 3x, last at N.C. A&T (11/20/25)  
**Assists** 1, vs. Elon (11/6/25) ..... 2, 3x, last vs. Wake Forest (1/23/25)  
**Steals** 1, 2x, last vs. UNCG (11/23/25) ..... 1, 3x, last vs. UNCG (11/23/25)  
**Blocks** .....

SEASON SUPERLATIVES

**Double-Figure Points:** --  
**Double-Figure Rebounds:** --  
**Double-Doubles:** --  
**5+ Rebounds:** --  
**5+ Assists:** --  
**Led Team in Points:** --  
**Led Team in Rebounds:** --  
**Led Team in Assists:** --

ZUBICH GAME-BY-GAME

Opponent	Date	GS	MIN	Total		3-Pointers		Free throws		Rebounds				PF	A	TO	BLK	STL	PTS	AVG
				FG-FGA	PCT	3FG-3FGA	PCT	FT-FTA	PCT	OFF	DEF	TOT	AVG							
N.C. Central	11/03/2025		12:49	3-6	.500	2-5	.400	0-0	.000	0	1	1	1.0	2	0	0	0	0	8	8.0
Elon	11/06/2025		07:45	1-2	.500	1-2	.500	0-0	.000	0	0	0	0.5	0	1	1	0	1	3	5.5
vs Fairfield	11/15/2025		06:36	0-0	.000	0-0	.000	0-0	.000	0	0	0	0.3	1	0	0	0	0	0	3.7
at N.C. A&T	11/20/2025		09:12	2-4	.500	2-4	.500	2-2	1.000	0	0	0	0.3	1	0	1	0	0	8	4.8
UNC Greensboro	11/23/2025		12:37	1-2	.500	1-2	.500	0-0	.000	0	0	0	0.2	1	0	2	0	1	3	4.4
vs South Dakota St.	11/27/2025		07:26	1-4	.250	1-4	.250	0-0	.000	0	0	0	0.2	0	0	0	0	0	3	4.2
Boston U.	12/07/2025		09:08	1-3	.333	1-2	.500	0-0	.000	0	1	1	0.3	0	0	0	0	0	3	4.0
UNCW	12/17/2025		08:52	0-1	.000	0-1	.000	0-0	.000	0	1	1	0.4	0	0	1	0	0	0	3.5
Charleston So.	12/21/2025		02:57	0-0	.000	0-0	.000	0-0	.000	0	0	0	0.3	1	0	0	0	0	0	3.1
at Boston College	12/29/2025		05:20	0-1	.000	0-1	.000	0-0	.000	1	1	2	0.5	2	0	0	0	0	0	2.8
Totals		0	82:42	9-23	.391	8-21	.381	2-2	1.000	1	4	5	0.5	8	1	5	0	2	28	2.8

Player Averages

Games Played	Minutes/game	Points/game	FG Pct	3FG Pct	FT Pct	Rebounds/game	Assists/game	Turnovers/game	Assist/Turnover ratio	Steals/game	Blocks/game
10	8.3	2.8	39.1	38.1	100.0	0.5	0.1	0.5	0.2	0.2	0.0

ZUBICH CAREER STATISTICS

				Field Goals		3-Point		F-Throws		Rebounds				Scoring						
SEASON	TEAM	GP-GS	MIN/AVG	FG-FGA	FG%	3FG-3FGA	3FG%	FT-FTA	FT%	OFF	DEF	TOT	AVG	PF-FO	A	TO	BLK	STL	PTS	AVG
2024-25	UNC	17-0	103/6.0	8-28	.286	5-24	.208	5-5	1.000	1	4	5	0.3	5-0	9	2	1	1	26	1.5
2025-26	UNC	10-0	83/8.3	9-23	.391	8-21	.381	2-2	1.000	1	4	5	0.5	8-0	1	5	0	2	28	2.8
TOTAL		27-0	185/6.9	17-51	.333	13-45	.289	7-7	1.000	2	8	10	0.4	13-0	10	7	1	3	54	2.0



#2

NYLA HARRIS

SR • FORWARD • 6-2

ORLANDO, FLA.

LOUISVILLE

LAKE HIGHLAND PREP

Major: Communication Studies

Good to Know ...

- 2025 Cheryl Miller Award Preseason Top-20 Watchlist.
- Spent three seasons at Louisville, appearing in 105 games for the Cardinals and making 81 starts.
- Led Louisville with a .542 field goal percentage last season, averaging 8.6 points and 5.3 rebounds per game.
- Named to the 2025 Lisa Leslie Award Watch List prior to the start of the season.
- Touted as a five-star prospect by ESPN out of high school.
- Led Lake Highland Prep to a Class 4-A State Title as a junior.
- Father Robert played professional football with the Minnesota Vikings and the New York Giants.

2025-26 SEASON HIGHS	CAREER HIGHS
Points 19, at Boston College (12/29/25)	22, at Syracuse (2/11/24)
Rebounds 10, 2x, last vs. Cal (1/1/26)	15, vs. Florida State (2/29/24)
FG 9, at Boston College (12/29/25)	.9, 2x, last at Boston College (12/29/25)
FGA 12, vs. Cal (1/1/26)	13, vs. Alabama (11/24/23)
3FG 1, vs. Louisville (12/14/25)	1, vs. Louisville (12/14/25)
3FGA 4, vs. UCLA (11/13/25)	4, vs. UCLA (11/13/25)
FT 6, 2x, last vs. Stanford (1/4/26)	8, 2x, last at Syracuse (2/11/24)
FTA 10, vs. Stanford (1/4/26)	10, vs. Stanford (1/4/26)
Assists 4, vs. Cal (1/1/26)	4, vs. Cal (1/1/26)
Steals 5, vs. Cal (1/1/26)	5, vs. Cal (1/1/26)
Blocks 2, 2x, last vs. UNCW (12/17/25)	3, at Syracuse (1/29/23)

SEASON SUPERLATIVES

Double-Figure Points: 12x, last at Notre Dame (1/11/26)  
Double-Figure Rebounds: 2x, last vs. Cal (1/1/26)  
Double-Doubles: 2x, last vs. Cal (1/1/26)  
5+ Rebounds: 12x, last at Notre Dame (1/11/26)  
5+ Assists: --  
Led Team in Points: 3x, last at Notre Dame (1/11/26)  
Led Team in Rebounds: 8x, last at Notre Dame (1/11/26)  
Led Team in Assists: --

HARRIS GAME-BY-GAME

Opponent	Date	GS	MIN	Total		3-Pointers		Free throws		Rebounds				PF	A	TO	BLK	STL	PTS	AVG	
				FG-FA	PCT	3FG-3FA	PCT	FT-FTA	PCT	OFF	DEF	TOT	AVG								
N.C. Central	11/03/2025	*	20:13	4-7	.571	0-0	.000	4-5	.800	3	7	10	10.0	1	1	2	2	1	12	12.0	
Elon	11/06/2025	*	14:35	4-5	.800	0-0	.000	2-3	.667	2	1	3	6.5	3	1	0	1	1	10	11.0	
vs UCLA	11/13/2025	*	19:42	3-10	.300	0-4	.000	0-0	.000	2	2	4	5.7	0	1	0	0	1	6	9.3	
vs Fairfield	11/15/2025		19:03	5-8	.625	0-0	.000	2-2	1.000	3	4	7	6.0	3	0	0	0	0	12	10.0	
at N.C. A&T	11/20/2025	*	17:44	1-5	.200	0-1	.000	2-2	1.000	5	1	6	6.0	5	2	3	0	1	4	8.8	
vs South Dakota St.	11/27/2025		09:12	6-9	.667	0-0	.000	0-0	.000	1	2	3	5.5	4	0	0	0	0	12	9.3	
vs Kansas St.	11/28/2025		23:09	6-7	.857	0-0	.000	2-4	.500	4	3	7	5.7	3	1	2	0	0	14	10.0	
vs Columbia	11/29/2025		16:27	5-8	.625	0-0	.000	0-0	.000	2	3	5	5.6	1	1	2	0	0	10	10.0	
at Texas	12/04/2025	*	18:48	4-5	.800	0-0	.000	1-2	.500	2	1	3	5.3	3	0	4	1	0	9	9.9	
Boston U.	12/07/2025	*	19:32	2-6	.333	0-0	.000	6-8	.750	4	5	9	5.7	0	1	0	0	1	10	9.9	
Louisville	12/14/2025	*	24:20	4-5	.800	1-2	.500	2-2	1.000	3	6	9	6.0	2	1	1	0	1	11	10.0	
UNCW	12/17/2025	*	16:17	0-5	.000	0-1	.000	1-2	.500	3	4	7	6.1	1	2	1	2	1	1	9.3	
Charleston So.	12/21/2025	*	10:44	2-2	1.000	0-0	.000	4-6	.667	1	1	2	5.8	0	0	1	0	0	8	9.2	
at Boston College	12/29/2025	*	18:36	9-11	.818	0-0	.000	1-2	.500	3	6	9	6.0	0	1	0	0	1	19	9.9	
California	01/01/2026	*	32:13	6-12	.500	0-0	.000	1-1	1.000	3	7	10	6.3	3	4	2	0	5	13	10.1	
Stanford	01/04/2026	*	29:13	6-9	.667	0-1	.000	6-10	.600	4	1	5	6.2	3	0	4	1	1	18	10.6	
at Notre Dame	01/11/2026	*	30:05	6-9	.667	0-0	.000	2-3	.667	5	3	8	6.3	3	1	1	0	3	14	10.8	
Totals			13	339:53	73-123	.593	1-9	.111	36-52	.692	50	57	107	6.3	35	17	23	7	17	183	10.8

Player Averages

Games Played	Minutes/game	Points/game	FG Pct	3FG Pct	FT Pct	Rebounds/game	Assists/game	Turnovers/game	Assist/Turnover ratio	Steals/game	Blocks/game
17	20.0	10.8	59.3	11.1	69.2	6.3	1.0	1.4	0.7	1.0	0.4

HARRIS CAREER STATISTICS

			Field Goals		3-Point		F-Throws		Rebounds				Scoring							
SEASON	TEAM	GP-GS	MIN/AVG	FG-FGA	FG%	3FG-3FGA	3FG%	FT-FTA	FT%	OFF	DEF	TOT	AVG	PF-FO	A	TO	BLK	STL	PTS	AVG
2022-23	LOU	38-15	516/13.6	67-132	.508	0-0	.000	25-49	.510	56	79	135	3.6	54-0	13	39	12	17	159	4.2
2023-24	LOU	34-34	920/27.1	138-245	.563	0-1	.000	78-107	.729	99	125	224	6.6	79-2	25	63	7	31	354	10.4
2024-25	LOU	33-32	790/23.9	116-215	.540	0-0	.000	52-67	.776	92	84	176	5.3	79-2	24	59	12	29	284	8.6
2025-26	UNC	17-13	340/20.0	73-123	.593	1-9	.111	36-52	.692	50	57	107	6.3	35-1	17	23	7	17	183	10.8
TOTAL FOR UNC		17-13	340/20.0	73-123	.593	1-9	.111	36-52	.692	50	57	107	6.3	35-1	17	23	7	17	183	10.8
TOTAL		122-94	2566/21.0	394-715	.551	1-10	.100	191-275	.695	297	345	642	5.3	247-5	79	184	38	94	980	8.0





#3

## TALIYAH HENDERSON

TUH-lee-ah

FR • GUARD • 6-1

VAIL, ARIZ.

SALPOINTE CATHOLIC HIGH SCHOOL

Major: Media &amp; Journalism

Advertising &amp; Public Relations Track

## Good to know ...

- Rated as the No. 27 recruit by ESPN in the Class of 2025.
- 2025 McDonald's All-American Nominee.
- Started every game for Canada at the FIBA U18 Women's AmeriCup in 2024.
- Won a silver medal with Canada at the event, after averaging 9.5 points and 6.3 rebounds per game.
- Boasts eight state championship titles between basketball and track.
- Both parents competed at Idaho State, mother Danica in basketball and father Anthony in football.

## 2025-26 SEASON HIGHS ..... CAREER HIGHS

Points 13, 2x, last vs. Louisville (12/14/25) ..... 13, 2x, last vs. Louisville (12/14/25)  
 Rebounds 6, vs. Charleston So. (12/21/25) ..... 6, vs. Charleston So. (12/21/25)  
 FG 6, vs. UNCG (11/23/25) ..... 6, vs. UNCG (11/23/25)  
 FGA 7, 2x, last vs. UNCG (11/23/25) ..... 7, 2x, last vs. UNCG (11/23/25)  
 3FG 3, vs. Louisville (12/14/25) ..... 3, vs. Louisville (12/14/25)  
 3FGA 3, vs. Louisville (12/14/25) ..... 3, vs. Louisville (12/14/25)  
 FT 3, 2x, last vs. Charleston So. (12/21/25) ..... 3, 2x, last vs. Charleston So. (12/21/25)  
 FTA 6, vs. NC Central (11/3/25) ..... 6, vs. NC Central (11/3/25)  
 Assists 3, at N.C. A&T (11/20/25) ..... 3, at N.C. A&T (11/20/25)  
 Steals 4, vs. BU (12/7/25) ..... 4, vs. BU (12/7/25)  
 Blocks .....

## SEASON SUPERLATIVES

Double-Figure Points: 4x, last vs. Louisville (12/14/25)

Double-Figure Rebounds: --

Double-Doubles: --

5+ Rebounds: 2x, last vs. Charleston So. (12/21/25)

5+ Assists: --

Led Team in Points: 1x, vs. Louisville (12/14/25)

Led Team in Rebounds: 1x, last vs. Charleston So. (12/21/25)

Led Team in Assists: 1x, last at N.C. A&amp;T (11/20/25)

## HENDERSON GAME-BY-GAME

Opponent	Date	GS	MIN	Total		3-Pointers		Free throws		Rebounds				PF	A	TO	BLK	STL	PTS	AVG
				FG-FGA	PCT	3FG-3FGA	PCT	FT-FTA	PCT	OFF	DEF	TOT	AVG							
N.C. Central	11/03/2025		13:50	1-2	.500	0-1	.000	3-6	.500	1	3	4	4.0	1	1	0	0	0	5	5.0
Elon	11/06/2025		13:04	4-7	.571	0-1	.000	2-2	1.000	2	1	3	3.5	1	0	0	0	2	10	7.5
vs UCLA	11/13/2025		12:01	2-4	.500	0-1	.000	0-1	.000	1	1	2	3.0	2	0	0	1	0	4	6.3
vs Fairfield	11/15/2025		16:58	1-4	.250	0-0	.000	1-2	.500	0	2	2	2.8	2	0	1	0	1	3	5.5
at N.C. A&T	11/20/2025		16:54	0-2	.000	0-0	.000	0-0	.000	1	0	1	2.4	3	3	0	0	3	0	4.4
UNC Greensboro	11/23/2025		16:18	6-7	.857	1-1	1.000	0-0	.000	2	0	2	2.3	4	0	2	0	3	13	5.8
vs South Dakota St.	11/27/2025		11:12	2-2	1.000	0-0	.000	1-4	.250	2	2	4	2.6	2	0	0	0	0	5	5.7
vs Columbia	11/29/2025		10:10	2-3	.667	0-1	.000	0-0	.000	0	1	1	2.4	0	0	0	0	1	4	5.5
at Texas	12/04/2025		03:52	1-2	.500	1-1	1.000	0-0	.000	0	0	0	2.1	0	0	0	0	0	3	5.2
Boston U.	12/07/2025		15:30	5-5	1.000	0-0	.000	1-1	1.000	2	3	5	2.4	2	0	0	0	4	11	5.8
Louisville	12/14/2025		18:57	5-5	1.000	3-3	1.000	0-2	.000	0	3	3	2.5	0	0	1	0	0	13	6.5
UNCW	12/17/2025		11:38	1-1	1.000	0-0	.000	0-0	.000	2	0	2	2.4	0	0	1	0	0	2	6.1
Charleston So.	12/21/2025		13:04	1-3	.333	0-0	.000	3-4	.750	4	2	6	2.7	2	0	2	0	0	5	6.0
at Boston College	12/29/2025		10:07	2-2	1.000	1-1	1.000	0-0	.000	0	2	2	2.6	2	0	0	0	0	5	5.9
California	01/01/2026		02:21	1-1	1.000	0-0	.000	1-2	.500	0	0	0	2.5	0	0	0	0	0	3	5.7
Stanford	01/04/2026		03:12	0-1	.000	0-1	.000	0-0	.000	0	1	1	2.4	1	0	0	0	0	0	5.4
at Notre Dame	01/11/2026		11:39	2-4	.500	0-0	.000	0-0	.000	2	0	2	2.4	1	0	0	0	0	4	5.3
<b>Totals</b>		<b>0</b>	<b>200:47</b>	<b>36-55</b>	<b>.655</b>	<b>6-11</b>	<b>.545</b>	<b>12-24</b>	<b>.500</b>	<b>19</b>	<b>21</b>	<b>40</b>	<b>2.4</b>	<b>23</b>	<b>4</b>	<b>7</b>	<b>1</b>	<b>14</b>	<b>90</b>	<b>5.3</b>

## Player Averages

Games Played	Minutes/game	Points/game	FG Pct	3FG Pct	FT Pct	Rebounds/game	Assists/game	Turnovers/game	Assist/Turnover ratio	Steals/game	Blocks/game
17	11.8	5.3	65.5	54.5	50.0	2.4	0.2	0.4	0.6	0.8	0.1

## HENDERSON CAREER STATISTICS

				Field Goals		3-Point		F-Throws		Rebounds				Scoring						
SEASON	TEAM	GP-GS	MIN/AVG	FG-FGA	FG%	3FG-3FGA	3FG%	FT-FTA	FT%	OFF	DEF	TOT	AVG	PF-FO	A	TO	BLK	STL	PTS	AVG
2025-26	UNC	17-0	201/11.8	36-55	.655	6-11	.545	12-24	.500	19	21	40	2.4	23-0	4	7	1	14	90	5.3
<b>TOTAL</b>		<b>17-0</b>	<b>201/11.8</b>	<b>36-55</b>	<b>.655</b>	<b>6-11</b>	<b>.545</b>	<b>12-24</b>	<b>.500</b>	<b>19</b>	<b>21</b>	<b>40</b>	<b>2.4</b>	<b>23-0</b>	<b>4</b>	<b>7</b>	<b>1</b>	<b>14</b>	<b>90</b>	<b>5.3</b>



MEET THE TAR HEELS



#4

LAILA HULL

R-SO • GUARD • 6-1

ZIONSVILLE, IND.

ZIONSVILLE HIGH SCHOOL

Major: Political Science

Minor: Social & Economic Justice

Good to know ...

- Appeared in 23 games off the bench last season.
- Shot 38.9% from beyond the arc, knocking down 14 total threes.
- 2024-25 ACC All-Academic team.
- Earned Indiana Miss Basketball and Indiana Gatorade Player of the Year honors.
- Finished her prep career as Zionsville's all-time leading scorer.
- Averaged 22.4 points and 8.3 rebounds per game as a senior.
- Father Lee has coached throughout the college and NFL level, while older brother Jordan played football at Lafayette.

2025-26 SEASON HIGHS ..... CAREER HIGHS

Points 14, vs. Fairfield (11/15/25) ..... 14, 2x, last vs. Fairfield (11/15/25)  
Rebounds 5, 2x, last at Boston College (12/29/25) ... 5, 3x, last at Boston College (12/29/25)  
FG 5, vs. Fairfield (11/15/25) ..... 5, 2x, last vs. Fairfield (11/15/25)  
FGA 9, 2x, last vs. SDSU (11/27/25) ..... 9, 2x, last vs. SDSU (11/27/25)  
3FG 4, vs. Fairfield (11/15/25) ..... 4, 2x, last vs. Fairfield (11/15/25)  
3FGA 8, vs. SDSU (11/27/25) ..... 8, vs. SDSU (11/27/25)  
FT 3, vs. UNCW (12/17/25) ..... 3, vs. UNCW (12/17/25)  
FTA 4, vs. UNCW (12/17/25) ..... 4, vs. UNCW (12/17/25)  
Assists 4, 2x, last vs. SDSU (11/27/25) ..... 4, 2x, last vs. SDSU (11/27/25)  
Steals 2, 2x, last vs. Charleston So. (12/21/25) ..... 2, 3x, last vs. Charleston So. (12/21/25)  
Blocks 2, vs. UNCG (11/23/25) ..... 2, vs. UNCG (11/23/25)

SEASON SUPERLATIVES

Double-Figure Points: 1x, last vs. Fairfield (11/15/25)  
Double-Figure Rebounds: --  
Double-Doubles: --  
5+ Rebounds: 1x, last vs. SDSU (11/27/25)  
5+ Assists: --  
Led Team in Points: 1x, last vs. Fairfield (11/15/25)  
Led Team in Rebounds: --  
Led Team in Assists: 1x, vs. UNCG (11/23/25)

HULL GAME-BY-GAME

Opponent	Date	GS	MIN	Total		3-Pointers		Free throws		Rebounds				PF	A	TO	BLK	STL	PTS	AVG
				FG-FGA	PCT	3FG-3FGA	PCT	FT-FTA	PCT	OFF	DEF	TOT	AVG							
N.C. Central	11/03/2025		18:48	1-4	.250	1-3	.333	0-0	.000	0	1	1	1.0	4	2	3	0	0	3	3.0
Elon	11/06/2025		05:28	0-0	.000	0-0	.000	0-0	.000	1	0	1	1.0	0	0	0	0	1	0	1.5
vs Fairfield	11/15/2025		19:02	5-9	.556	4-7	.571	0-0	.000	1	1	2	1.3	4	0	0	0	1	14	5.7
at N.C. A&T	11/20/2025		14:42	2-5	.400	0-2	.000	0-0	.000	2	0	2	1.5	2	2	0	1	0	4	5.3
UNC Greensboro	11/23/2025		21:23	2-2	1.000	2-2	1.000	0-0	.000	0	2	2	1.6	3	4	0	2	1	6	5.4
vs South Dakota St.	11/27/2025		22:02	3-9	.333	2-8	.250	0-0	.000	0	5	5	2.2	1	4	1	0	2	8	5.8
vs Kansas St.	11/28/2025		14:17	2-7	.286	2-6	.333	1-2	.500	1	2	3	2.3	2	0	0	0	0	7	6.0
vs Columbia	11/29/2025		14:35	1-1	1.000	1-1	1.000	0-0	.000	0	0	0	2.0	0	0	1	0	0	3	5.6
at Texas	12/04/2025		02:06	0-0	.000	0-0	.000	0-0	.000	0	0	0	1.8	2	0	1	0	0	0	5.0
Boston U.	12/07/2025		13:48	1-5	.200	1-4	.250	0-0	.000	3	0	3	1.9	0	0	2	0	1	3	4.8
Louisville	12/14/2025		17:23	1-3	.333	1-2	.500	0-0	.000	2	0	2	1.9	1	0	1	1	1	3	4.6
UNCW	12/17/2025		13:29	1-3	.333	1-3	.333	3-4	.750	0	2	2	1.9	2	2	1	0	1	6	4.8
Charleston So.	12/21/2025		15:25	3-6	.500	0-3	.000	1-1	1.000	0	3	3	2.0	2	1	0	0	2	7	4.9
at Boston College	12/29/2025		16:17	3-6	.500	2-4	.500	1-2	.500	2	3	5	2.2	0	1	0	0	1	9	5.2
California	01/01/2026		04:36	0-2	.000	0-0	.000	0-0	.000	1	1	2	2.2	0	0	0	0	0	0	4.9
Stanford	01/04/2026		01:19	0-0	.000	0-0	.000	0-0	.000	0	0	0	2.1	0	0	0	0	0	0	4.6
at Notre Dame	01/11/2026		03:40	0-0	.000	0-0	.000	0-0	.000	1	0	1	2.0	0	0	0	1	0	0	4.3
Totals		0	218:20	25-62	.403	17-45	.378	6-9	.667	14	20	34	2.0	23	16	10	5	11	73	4.3

Player Averages

Games Played	Minutes/game	Points/game	FG Pct	3FG Pct	FT Pct	Rebounds/game	Assists/game	Turnovers/game	Assist/Turnover ratio	Steals/game	Blocks/game
17	12.8	4.3	40.3	37.8	66.7	2.0	0.9	0.6	1.6	0.6	0.3

HULL CAREER STATISTICS

				Field Goals		3-Point		F-Throws		Rebounds									Scoring	
SEASON	TEAM	GP-GS	MIN/AVG	FG-FGA	FG%	3FG-3FGA	3FG%	FT-FTA	FT%	OFF	DEF	TOT	AVG	PF-FO	A	TO	BLK	STL	PTS	AVG
2024-25	UNC	23-0	177/7.7	21-55	.382	14-36	.389	4-6	.667	12	25	37	1.6	17-0	7	12	6	9	60	2.6
2025-26	UNC	17-0	218/12.8	25-62	.403	17-45	.378	6-9	.667	14	20	34	2.0	23-0	16	10	5	11	73	4.3
TOTAL		40-0	396/9.9	46-117	.393	31-81	.383	10-15	.667	26	45	71	1.8	40-0	23	22	11	20	133	3.3



MEET THE TAR HEELS



#5

LIZA ASTAKHOVA

LEE-Zuh AHH-STASH-Koh-VUH  
FR • FORWARD • 6-2  
MOSCOW, RUSSIA  
ZNAIKA SCHOOL RUSSIAN FEDERATION  
Major: Pre-Business

2025-26 SEASON HIGHS	CAREER HIGHS
Points 6, vs. NC Central (11/3/25)	6, vs. NC Central (11/3/25)
Rebounds 3, vs. NC Central (11/3/25)	3, vs. NC Central (11/3/25)
FG 3, vs. NC Central (11/3/25)	3, vs. NC Central (11/3/25)
FGA 6, vs. NC Central (11/3/25)	6, vs. NC Central (11/3/25)
3FG	
3FGA 2, at Boston College (12/29/25)	2, at Boston College (12/29/25)
FT	
FTA	
Assists 1, vs. NC Central (11/3/25)	1, vs. NC Central (11/3/25)
Steals	
Blocks	

Good to know ...

- Boasts experience on the Russian professional basketball circuit.
- Appeared in 39 games with the Russia-PBL in the Moscow Basketball Association throughout the 2024-25 season.
- Averaged 4.7 points per game off the bench, posting a season-high 20 points against Enisey.
- Spent time in the Russia Superleague 1, playing six games with MBA-2.
- In her time with MBA-2, tallied 11.5 points per outing and hauled in 7.3 rebounds per game.

SEASON SUPERLATIVES

Double-Figure Points: --  
Double-Figure Rebounds: --  
Double-Doubles: --  
5+ Rebounds: --  
5+ Assists: --  
Led Team in Points: --  
Led Team in Rebounds: --  
Led Team in Assists: --

ASTAKHOVA GAME-BY-GAME

Opponent	Date	GS	MIN	Total FG-FGA	PCT	3-Pointers 3FG-3FGA	PCT	Free throws FT-FTA	PCT	Rebounds OFF DEF TOT AVG	PF	A	TO	BLK	STL	PTS	AVG
N.C. Central	11/03/2025		08:31	3-6	.500	0-0	.000	0-0	.000	2 1 3 3.0	3	1	2	0	0	6	6.0
at N.C. A&T	11/20/2025		03:35	0-0	.000	0-0	.000	0-0	.000	0 1 1 2.0	1	0	0	0	0	0	3.0
UNC Greensboro	11/23/2025		05:44	1-4	.250	0-1	.000	0-0	.000	0 1 1 1.7	0	0	0	0	0	2	2.7
vs South Dakota St.	11/27/2025		02:28	0-1	.000	0-0	.000	0-0	.000	0 0 0 1.3	1	0	0	0	0	0	2.0
Boston U.	12/07/2025		03:07	1-2	.500	0-0	.000	0-0	.000	0 0 0 1.0	0	0	0	0	0	2	2.0
UNCW	12/17/2025		06:02	0-2	.000	0-2	.000	0-0	.000	0 0 0 0.8	1	0	1	0	0	0	1.7
at Boston College	12/29/2025		05:20	0-3	.000	0-2	.000	0-0	.000	1 0 1 0.9	1	0	0	0	0	0	1.4
Totals		0	34:47	5-18	.278	0-5	.000	0-0	.000	3 3 6 0.9	7	1	3	0	0	10	1.4


Player Averages

Games Played	Minutes/game	Points/game	FG Pct	3FG Pct	FT Pct	Rebounds/game	Assists/game	Turnovers/game	Assist/Turnover ratio	Steals/game	Blocks/game
7	5.0	1.4	27.8	0.0	0.0	0.9	0.1	0.4	0.3	0.0	0.0

ASTAKHOVA CAREER STATISTICS

SEASON	TEAM	GP-GS	MIN/AVG	Field Goals FG-FGA	FG%	3-Point 3FG-3FGA	3FG%	F-Throws FT-FTA	FT%	Rebounds OFF DEF TOT AVG	PF-FO	A	TO	BLK	STL	Scoring PTS	AVG
2025-26	UNC	7-0	35/5.0	5-18	.278	0-5	.000	0-0	.000	3 3 6 0.9	7-0	1	3	0	0	10	1.4
TOTAL		7-0	35/5.0	5-18	.278	0-5	.000	0-0	.000	3 3 6 0.9	7-0	1	3	0	0	10	1.4

MEET THE TAR HEELS



#7

NYLA BROOKS

FR • GUARD • 6-1

WALDORF, MD.

BISHOP IRETON HIGH SCHOOL

Major: Undecided

2025-26 SEASON HIGHS ..... CAREER HIGHS

Points 19, vs. Charleston So. (12/21/25) ..... 19, vs. Charleston So. (12/21/25)  
Rebounds 6, vs. UNCW (12/17/25) ..... 6, vs. UNCW (12/17/25)  
FG 7, vs. UNCG (11/23/25) ..... 7, vs. UNCG (11/23/25)  
FGA 16, vs. Charleston So. (12/21/25) ..... 16, vs. Charleston So. (12/21/25)  
3FG 6, vs. Charleston So. (12/21/25) ..... 6, vs. Charleston So. (12/21/25)  
3FGA 12, vs. Charleston So. (12/21/25) ..... 12, vs. Charleston So. (12/21/25)  
FT 3, at Boston College (12/29/25) ..... 3, at Boston College (12/29/25)  
FTA 4, vs. Elon (11/6/25) ..... 4, vs. Elon (11/6/25)  
Assists 4, vs. Elon (11/6/25) ..... 4, vs. Elon (11/6/25)  
Steals 4, vs. Elon (11/6/25) ..... 4, vs. Elon (11/6/25)  
Blocks 2, at N.C. A&T (11/20/25) ..... 2, at N.C. A&T (11/20/25)

SEASON SUPERLATIVES

Double-Figure Points: 11x, last at Boston College (12/29/25)  
Double-Figure Rebounds: --  
Double-Doubles: --  
5+ Rebounds: 1x, at N.C. A&T (11/20/25)  
5+ Assists: --  
Led Team in Points: 5x, last vs. Charleston So. (12/21/25)  
Led Team in Rebounds: 1x, vs. Elon (11/6/25)  
Led Team in Assists: 1x, at Notre Dame (1/11/26)

Good to know ...

- Preseason ACC All-Freshman, ACC Freshman of the Week - 11/24
- 2025 McDonald's All-American, fifth signee under Banghart to earn the honor.
- Rated as the No. 13 overall prospect in the Class of 2025 by ESPN.
- Participated in the 2025 Jordan Brand Classic.
- 2025 Gatorade Virginia Girls Basketball Player of the Year.
- Honored as the Washington Catholic Athletic Conference Player of the Year as a senior.
- Volunteered throughout high school with the Lioness Project and served as a mentor for the Big Sister-Little Sister program.

BROOKS GAME-BY-GAME

Opponent	Date	GS	MIN	Total		3-Pointers		Free throws		Rebounds				PF	A	TO	BLK	STL	PTS	AVG
				FG-FA	PCT	3FG-3FA	PCT	FT-FTA	PCT	OFF	DEF	TOT	AVG							
N.C. Central	11/03/2025		22:27	6-12	.500	3-6	.500	0-3	.000	0	4	4	4.0	1	2	2	0	1	15	15.0
Elon	11/06/2025		28:05	4-13	.308	2-8	.250	0-4	.000	1	3	4	4.0	3	4	2	0	4	10	12.5
vs UCLA	11/13/2025		07:50	1-4	.250	0-2	.000	0-0	.000	0	0	0	2.7	2	0	1	0	1	2	9.0
vs Fairfield	11/15/2025		23:02	5-12	.417	1-4	.250	1-1	1.000	1	2	3	2.8	4	2	2	1	0	12	9.8
at N.C. A&T	11/20/2025		21:52	5-13	.385	4-11	.364	0-0	.000	0	5	5	3.2	2	1	1	2	0	14	10.6
UNC Greensboro	11/23/2025		17:23	7-7	1.000	3-3	1.000	1-2	.500	0	1	1	2.8	1	2	1	1	2	18	11.8
vs South Dakota St.	11/27/2025		21:18	5-10	.500	4-7	.571	0-0	.000	0	1	1	2.6	2	0	2	0	0	14	12.1
vs Kansas St.	11/28/2025		27:01	4-9	.444	4-6	.667	2-3	.667	0	2	2	2.5	2	2	0	1	1	14	12.4
vs Columbia	11/29/2025		09:00	0-0	.000	0-0	.000	0-2	.000	0	1	1	2.3	0	1	2	0	1	0	11.0
at Texas	12/04/2025		20:24	1-6	.167	0-2	.000	0-0	.000	1	1	2	2.3	4	0	2	0	0	2	10.1
Boston U.	12/07/2025		17:18	4-13	.308	2-4	.500	0-0	.000	1	2	3	2.4	0	0	1	0	3	10	10.1
Louisville	12/14/2025		07:11	1-6	.167	1-5	.200	0-0	.000	0	0	0	2.2	0	0	0	0	0	3	9.5
UNCW	12/17/2025		20:21	6-10	.600	4-7	.571	0-0	.000	1	5	6	2.5	2	0	2	0	1	16	10.0
Charleston So.	12/21/2025		25:54	6-16	.375	6-12	.500	1-2	.500	0	5	5	2.6	1	1	0	0	0	19	10.6
at Boston College	12/29/2025		19:36	5-8	.625	2-4	.500	3-3	1.000	0	3	3	2.7	2	2	3	0	1	15	10.9
California	01/01/2026		18:04	0-4	.000	0-3	.000	0-0	.000	0	0	0	2.5	0	0	0	0	0	0	10.3
Stanford	01/04/2026		17:10	1-2	.500	0-1	.000	1-3	.333	0	4	4	2.6	0	1	0	0	0	3	9.8
at Notre Dame	01/11/2026		19:30	0-3	.000	0-2	.000	0-0	.000	0	3	3	2.6	0	2	2	1	0	0	9.3
Totals		0	343:26	61-148	.412	36-87	.414	9-23	.391	5	42	47	2.6	26	20	23	6	15	167	9.3

Player Averages

Games Played	Minutes/ game	Points/ game	FG Pct	3FG Pct	FT Pct	Rebounds/ game	Assists/ game	Turnovers/ game	Assist/Turnover ratio	Steals/ game	Blocks/ game
18	19.1	9.3	41.2	41.4	39.1	2.6	1.1	1.3	0.9	0.8	0.3

BROOKS CAREER STATISTICS

				Field Goals		3-Point		F-Throws		Rebounds									Scoring	
SEASON	TEAM	GP-GS	MIN/AVG	FG-FGA	FG%	3FG-3FGA	3FG%	FT-FTA	FT%	OFF	DEF	TOT	AVG	PF-FO	A	TO	BLK	STL	PTS	AVG
2025-26	UNC	18-0	343/19.1	61-148	.412	36-87	.414	9-23	.391	5	42	47	2.6	26-0	20	23	6	15	167	9.3
TOTAL		18-0	343/19.1	61-148	.412	36-87	.414	9-23	.391	5	42	47	2.6	26-0	20	23	6	15	167	9.3





#10

RENIYA KELLY

JR • GUARD • 5-7

HOOVER, ALA.

HOOVER HIGH SCHOOL

Major: Information Science

Minor: Religious Studies

Good to know ...

- 2025-26 Preseason All-ACC
- 2025 Nancy Lieberman Award Preseason Top-20 Watchlist
- 2024-25 All-ACC Second Team
- Named the USBWA National Player of the Week and ACC Player of the Week after posting back-to-back 20-point outings, including a career-high 23 points against NC State.
- Drained 40 threes as a sophomore, her shooting percentage of 41.2% from beyond the arc ranks No. 4 in a season at UNC.
- Two-time All-ACC Academic Team member.
- Three-time Alabama State Championship MVP. Her Hoover No. 10 jersey was retired in 2023.

2025-26 SEASON HIGHS ..... CAREER HIGHS

Points 9, 3x, last vs. Stanford (1/4/26) ..... 23, vs. NC State (2/16/25)  
Rebounds 6, vs. SDSU (11/27/25) ..... 8, at Clemson (2/9/25)  
FG 4, 2x, last at Boston College (12/29/25) ..... 9, vs. NC State (2/16/25)  
FGA 12, 3x, last at Notre Dame (1/11/26) ..... 18, vs. NC State (2/16/25)  
3FG 2, at N.C. A&T (11/20/25) ..... 5, vs. NC State (2/16/25)  
3FGA 4, 2x, last vs. Charleston So. (12/21/25) ..... 9, vs. NC State (2/16/25)  
FT 3, 2x, last vs. Stanford (1/4/26) ..... 5, 2x, last vs. Boston College (1/12/25)  
FTA 4, vs Fairfield (11/15/25) ..... 5, 2x, last vs. Boston College (1/12/25)  
Assists 4, 5x, last vs. Charleston So. (12/21/25) ..... 6, 3x, last at Syracuse (2/20/25)  
Steals 3, vs. Charleston So. (12/21/25) ..... 5, at N.C. A&T (11/12/24)  
Blocks 1, 2x, last at Boston College (12/29/25) ..... 1, 7x, last at Boston College (12/29/25)

SEASON SUPERLATIVES

Double-Figure Points: --  
Double-Figure Rebounds: --  
Double-Doubles: --  
5+ Rebounds: 2x, last at Boston College (12/29/25)  
5+ Assists: --  
Led Team in Points: --  
Led Team in Rebounds: --  
Led Team in Assists: 3x, last vs. Louisville (12/14/25)

KELLY GAME-BY-GAME

Opponent	Date	GS	MIN	Total		3-Pointers		Free throws		Rebounds				PF	A	TO	BLK	STL	PTS	AVG
				FG-FA	PCT	3FG-3FA	PCT	FT-FTA	PCT	OFF	DEF	TOT	AVG							
N.C. Central	11/03/2025	*	05:07	0-1	.000	0-0	.000	0-0	.000	0	1	1	1.0	0	1	0	0	1	0	0.0
Elon	11/06/2025	*	09:50	0-3	.000	0-1	.000	0-0	.000	0	0	0	0.5	0	1	0	0	1	0	0.0
vs UCLA	11/13/2025	*	21:42	1-6	.167	0-3	.000	0-0	.000	1	1	2	1.0	0	4	1	0	1	2	0.7
vs Fairfield	11/15/2025	*	25:13	1-6	.167	0-3	.000	3-4	.750	0	1	1	1.0	1	3	1	0	2	5	1.8
at N.C. A&T	11/20/2025	*	18:47	2-5	.400	2-4	.500	0-0	.000	0	2	2	1.2	2	2	1	0	2	6	2.6
UNC Greensboro	11/23/2025	*	21:13	1-2	.500	1-1	1.000	0-0	.000	0	0	0	1.0	0	4	0	1	0	3	2.7
vs South Dakota St.	11/27/2025	*	20:26	1-8	.125	1-3	.333	1-2	.500	0	6	6	1.7	1	3	1	0	0	4	2.9
vs Kansas St.	11/28/2025	*	31:55	3-7	.429	1-1	1.000	1-3	.333	0	2	2	1.8	2	4	1	0	2	8	3.5
vs Columbia	11/29/2025	*	23:09	0-3	.000	0-0	.000	0-0	.000	0	1	1	1.7	4	3	1	0	1	0	3.1
at Texas	12/04/2025	*	27:07	0-8	.000	0-1	.000	2-2	1.000	0	2	2	1.7	0	1	3	0	1	2	3.0
Louisville	12/14/2025	*	26:57	0-7	.000	0-3	.000	2-2	1.000	0	2	2	1.7	1	4	0	0	0	2	2.9
UNCW	12/17/2025	*	13:33	0-3	.000	0-3	.000	0-0	.000	0	2	2	1.8	0	2	2	0	0	0	2.7
Charleston So.	12/21/2025	*	24:47	4-12	.333	0-4	.000	0-0	.000	0	2	2	1.8	3	4	0	0	3	8	3.1
at Boston College	12/29/2025	*	20:31	4-6	.667	1-2	.500	0-0	.000	0	5	5	2.0	2	3	3	1	2	9	3.5
California	01/01/2026	*	34:34	3-7	.429	1-3	.333	2-2	1.000	0	1	1	1.9	1	2	0	0	2	9	3.9
Stanford	01/04/2026	*	26:39	3-12	.250	0-3	.000	3-3	1.000	0	0	0	1.8	1	1	1	0	2	9	4.2
at Notre Dame	01/11/2026	*	35:32	3-12	.250	1-3	.333	1-2	.500	1	2	3	1.9	1	1	2	0	2	8	4.4
Totals		16	387:01	26-108	.241	8-38	.211	15-20	.750	2	30	32	1.9	19	43	17	2	22	75	4.4

Player Averages

Games Played	Minutes/game	Points/game	FG Pct	3FG Pct	FT Pct	Rebounds/game	Assists/game	Turnovers/game	Assist/Turnover ratio	Steals/game	Blocks/game
17	22.8	4.4	24.1	21.1	75.0	1.9	2.5	1.0	2.5	1.3	0.1

KELLY CAREER STATISTICS

SEASON	TEAM	GP-GS	MIN/AVG	Field Goals		3-Point		F-Throws		Rebounds				Scoring						
				FG-FGA	FG%	3FG-3FGA	3FG%	FT-FTA	FT%	OFF	DEF	TOT	AVG	PF-FO	A	TO	BLK	STL	PTS	AVG
2023-24	UNC	21-11	386/18.4	37-96	.385	11-41	.268	12-14	.857	5	31	36	1.7	27-0	27	21	1	13	97	4.6
2024-25	UNC	33-33	902/27.3	120-293	.410	40-97	.412	38-44	.864	17	73	90	2.7	54-0	68	44	4	36	318	9.6
2025-26	UNC	17-16	387/22.8	26-108	.241	8-38	.211	15-20	.750	2	30	32	1.9	19-0	43	17	2	22	75	4.4
TOTAL		71-60	1675/23.6	183-497	.368	59-176	.335	65-78	.833	24	134	158	2.2	100-0	138	82	7	71	490	6.9





# #15 SYDNEY BARKER

JR • GUARD • 5-7  
DURHAM, N.C.  
JORDAN HIGH SCHOOL

**Major:** Exercise and Sport Science  
**Minors:** Sports Medicine and Spanish  
for the Professions

## Good to know ...

- Recipient of the Montross-Walsh Scholarship, in recognition of servant leadership.
- Played in nine games off the bench as a sophomore, knocked down two triples.
- Joined the program as a walk-on, awarded a scholarship in February of freshman season.
- Appeared in 12 games off the bench as a true freshman.
- Hit her first career three at Boston College as well as grabbing her first steal.
- Conference Player of the Year as a junior and senior at Jordan High School.

**2025-26 SEASON HIGHS** ..... **CAREER HIGHS**  
**Points** 2, 2x, last vs. UNCW (12/17/25) ..... 5, at Boston College (2/29/24)  
**Rebounds** 2, vs. UNCG (11/23/25) ..... 2, vs. UNCG (11/23/25)  
**FG** 1, 2x, last vs. UNCW (12/17/25) ..... 2 at Boston College (2/29/24)  
**FGA** 4, at N.C. A&T (11/20/25) ..... 4, at N.C. A&T (11/20/25)  
**3FG** ..... 1, 4x, last at SMU (1/16/25)  
**3FGA** 2, 2x, last at Boston College (12/29/25) ..... 2, 2x, last at Boston College (12/29/25)  
**FT** ..... 2, vs. Florida (12/18/24)  
**FTA** 2, vs. UNCW (12/17/25) ..... 2, vs. Florida (12/18/24)  
**Assists** 1, 2x, last vs. Fairfield (11/15/25) ..... 1, 3x, last vs. Fairfield (11/15/25)  
**Steals** 1, at Boston College (12/29/25) ..... 1, 4x, last at Boston College (12/29/25)  
**Blocks** .....

## SEASON SUPERLATIVES

**Double-Figure Points:** --  
**Double-Figure Rebounds:** --  
**Double-Doubles:** --  
**5+ Rebounds:** --  
**5+ Assists:** --  
**Led Team in Points:** --  
**Led Team in Rebounds:** --  
**Led Team in Assists:** --

## BARKER GAME-BY-GAME

Opponent	Date	GS	MIN	Total		3-Pointers		Free throws		Rebounds				PF	A	TO	BLK	STL	PTS	AVG
				FG-FGA	PCT	3FG-3FGA	PCT	FT-FTA	PCT	OFF	DEF	TOT	AVG							
N.C. Central	11/03/2025		08:04	0-1	.000	0-0	.000	0-0	.000	0	0	0	0.0	0	1	0	0	0	0	0.0
Elon	11/06/2025		01:28	0-0	.000	0-0	.000	0-0	.000	0	1	1	0.5	0	0	0	0	0	0	0.0
vs Fairfield	11/15/2025		02:39	0-0	.000	0-0	.000	0-0	.000	0	0	0	0.3	0	1	0	0	0	0	0.0
at N.C. A&T	11/20/2025		02:13	1-4	.250	0-2	.000	0-0	.000	0	0	0	0.3	1	0	0	0	0	2	0.5
UNC Greensboro	11/23/2025		03:07	0-0	.000	0-0	.000	0-0	.000	0	2	2	0.6	0	0	0	0	0	0	0.4
vs South Dakota St.	11/27/2025		02:47	0-0	.000	0-0	.000	0-0	.000	1	0	1	0.7	0	0	0	0	0	0	0.3
Boston U.	12/07/2025		03:58	0-1	.000	0-0	.000	0-0	.000	0	1	1	0.7	0	0	0	0	0	0	0.3
UNCW	12/17/2025		03:54	1-1	1.000	0-0	.000	0-2	.000	0	0	0	0.6	1	0	0	0	1	2	0.5
at Boston College	12/29/2025		05:20	0-2	.000	0-2	.000	0-0	.000	0	1	1	0.7	0	1	1	0	0	0	0.4
Totals		0	33:30	2-9	.222	0-4	.000	0-2	.000	1	5	6	0.7	2	3	1	0	1	4	0.4

## Player Averages

Games Played	Minutes/game	Points/game	FG Pct	3FG Pct	FT Pct	Rebounds/game	Assists/game	Turnovers/game	Assist/Turnover ratio	Steals/game	Blocks/game
9	3.7	0.4	22.2	0.0	0.0	0.7	0.3	0.1	3.0	0.1	0.0

## BARKER CAREER STATISTICS

				Field Goals		3-Point		F-Throws		Rebounds									Scoring	
SEASON	TEAM	GP-GS	MIN/AVG	FG-FGA	FG%	3FG-3FGA	3FG%	FT-FTA	FT%	OFF	DEF	TOT	AVG	PF-FO	A	TO	BLK	STL	PTS	AVG
2023-24	UNC	12-0	45/3.7	4-8	.500	2-5	.400	0-0	.000	2	1	3	0.3	4-0	0	2	0	2	10	0.8
2024-25	UNC	9-0	31/3.4	5-6	.833	2-2	1.000	3-4	.750	1	1	2	0.2	3-0	1	2	0	0	15	1.7
2025-26	UNC	9-0	34/3.7	2-9	.222	0-4	.000	0-2	.000	1	5	6	0.7	2-0	3	1	0	1	4	0.4
TOTAL		30-0	109/3.6	11-23	.478	4-11	.364	3-6	.500	4	7	11	0.4	9-0	4	5	0	3	29	1.0



## MEET THE TAR HEELS



# #17

## ELINA ARNISALO

(are - KNEE - salo)

**SO • GUARD • 5-10**

**HELSINKI, FINLAND**

**UCLA**

**MÄKELÄNRINNE UPPER SECONDARY SCHOOL**

**Major:** Exercise & Sport Science

### Good to know ...

- Transferred to Carolina following one season at UCLA, where she was a member of the Bruins' 2025 Final Four run.
- Appeared in all 37 games as a freshman, making 10 starts.
- Dished out five or more assists in 12 games last season.
- Played professionally in Finland in Belgium prior to her collegiate career.
- Represented her home country of Finland at the 2022 FIBA U18 Women's European Championships.
- Speaks four languages: English, Finnish, German and Swedish.

### 2025-26 SEASON HIGHS ..... CAREER HIGHS

**Points** 16, 2x, last vs. Charleston So. (12/21/25) ..... 19, vs. Colgate (11/10/24)  
**Rebounds** 8, vs. Elon (11/6/25) ..... 8, vs. Elon (11/6/25)  
**FG** 6, 7x, last vs. Charleston So. (12/21/25) ..... 8, vs. Colgate (11/10/24)  
**FGA** 16 vs. UCLA (11/13/25) ..... 16, vs. UCLA (11/13/25)  
**3FG** 3, vs. UNCG (11/23/25) ..... 3, 2x, last vs. UNCG (11/23/25)  
**3FGA** 7, vs. UCLA (11/13/25) ..... 7, vs. UCLA (11/13/25)  
**FT** 4, 2x, last at Texas (12/4/25) ..... 4, 2x, last at Texas (12/4/25)  
**FTA** 5, vs. SDSU (11/27/25) ..... 5, vs. SDSU (11/27/25)  
**Assists** 4, 5x, last at Boston College (12/29/25) ..... 11, vs. Arkansas (11/17/24)  
**Steals** 4, at Boston College (12/29/25) ..... 4, at Boston College (12/29/25)  
**Blocks** 1, vs. UCLA (11/13/25) ..... 1, 4x, last vs. UCLA (11/13/25)

### SEASON SUPERLATIVES

**Double-Figure Points:** 10x, last vs. Stanford (1/4/26)

**Double-Figure Rebounds:** --

**Double-Doubles:** --

**5+ Rebounds:** 3x, last vs. Boston University (12/7/25)

**5+ Assists:** --

**Led Team in Points:** 4x, last vs. Boston University (12/7/25)

**Led Team in Rebounds:** --

**Led Team in Assists:** 4x, last vs. Stanford (1/4/26)

## AARNISALO GAME-BY-GAME

Opponent	Date	GS	MIN	FG-FGA	PCT	3FG-3FGA	PCT	FT-FTA	PCT	OFF	DEF	TOT	AVG	PF	A	TO	BLK	STL	PTS	AVG
N.C. Central	11/03/2025	*	27:49	6-11	.545	1-3	.333	0-1	.000	0	3	3	3.0	3	3	1	0	0	13	13.0
Elon	11/06/2025		28:11	1-9	.111	0-3	.000	0-0	.000	3	5	8	5.5	0	4	1	0	2	2	7.5
vs UCLA	11/13/2025	*	35:37	6-16	.375	1-7	.143	0-0	.000	0	3	3	4.7	0	3	3	1	1	13	9.3
vs Fairfield	11/15/2025	*	23:38	2-7	.286	1-3	.333	2-2	1.000	1	5	6	5.0	1	1	1	0	1	7	8.8
at N.C. A&T	11/20/2025	*	23:47	6-8	.750	1-2	.500	0-1	.000	1	1	2	4.4	0	2	4	0	3	13	9.6
UNC Greensboro	11/23/2025	*	27:09	5-7	.714	3-3	1.000	0-0	.000	1	3	4	4.3	0	1	2	0	1	13	10.2
vs South Dakota St.	11/27/2025	*	28:45	5-8	.625	0-0	.000	4-5	.800	1	1	2	4.0	0	4	0	0	1	14	10.7
vs Kansas St.	11/28/2025	*	17:55	3-6	.500	1-2	.500	0-0	.000	1	0	1	3.6	4	1	2	0	0	7	10.3
vs Columbia	11/29/2025	*	36:03	6-11	.545	1-2	.500	2-2	1.000	0	0	0	3.2	1	3	1	0	3	15	10.8
at Texas	12/04/2025	*	31:13	6-7	.857	0-1	.000	4-4	1.000	1	2	3	3.2	1	2	3	0	1	16	11.3
Boston U.	12/07/2025	*	27:21	6-11	.545	2-3	.667	0-0	.000	1	5	6	3.5	1	4	3	0	0	14	11.5
Louisville	12/14/2025	*	23:13	1-8	.125	0-2	.000	0-0	.000	0	3	3	3.4	1	3	2	0	0	2	10.8
UNCW	12/17/2025	*	16:56	4-10	.400	1-5	.200	0-0	.000	1	1	2	3.3	1	2	2	0	2	9	10.6
Charleston So.	12/21/2025	*	29:44	6-8	.750	2-2	1.000	2-2	1.000	0	3	3	3.3	1	4	2	0	2	16	11.0
at Boston College	12/29/2025		20:55	4-6	.667	1-2	.500	0-0	.000	0	2	2	3.2	1	4	1	0	4	9	10.9
California	01/01/2026		13:50	0-0	.000	0-0	.000	0-0	.000	0	1	1	3.1	1	1	1	0	0	0	10.2
Stanford	01/04/2026	*	33:54	4-9	.444	2-2	1.000	2-2	1.000	1	2	3	3.1	1	3	2	0	0	12	10.3
at Notre Dame	01/11/2026		19:05	3-5	.600	0-2	.000	1-2	.500	0	1	1	2.9	2	1	4	0	0	7	10.1
<b>Totals</b>		<b>14</b>	<b>465:05</b>	<b>74-147</b>	<b>.503</b>	<b>17-44</b>	<b>.386</b>	<b>17-21</b>	<b>.810</b>	<b>12</b>	<b>41</b>	<b>53</b>	<b>2.9</b>	<b>19</b>	<b>46</b>	<b>35</b>	<b>1</b>	<b>21</b>	<b>182</b>	<b>10.1</b>

### Player Averages

Games Played	Minutes/game	Points/game	FG Pct	3FG Pct	FT Pct	Rebounds/game	Assists/game	Turnovers/game	Assist/Turnover ratio	Steals/game	Blocks/game
18	25.8	10.1	50.3	38.6	81.0	2.9	2.6	1.9	1.3	1.2	0.1

## AARNISALO CAREER STATS

SEASON	TEAM	GP-GS	MIN/AVG	Field Goals		3-Point		F-Throws		Rebounds				Scoring						
				FG-FGA	FG%	3FG-3FGA	3FG%	FT-FTA	FT%	OFF	DEF	TOT	AVG	PF-FO	A	TO	BLK	STL	PTS	AVG
2024-25	UCLA	37-10	776/21.0	73-167	.437	17-63	.270	24-31	.774	8	74	82	2.2	46-0	127	73	3	25	187	5.1
2025-26	UNC	18-14	465/25.8	74-147	.503	17-44	.386	17-21	.810	12	41	53	2.9	19-0	46	35	1	21	182	10.1
<b>TOTAL FOR UNC</b>		<b>18-14</b>	<b>465/25.8</b>	<b>74-147</b>	<b>.503</b>	<b>17-44</b>	<b>.386</b>	<b>17-21</b>	<b>.810</b>	<b>12</b>	<b>41</b>	<b>53</b>	<b>2.9</b>	<b>19-0</b>	<b>46</b>	<b>35</b>	<b>1</b>	<b>21</b>	<b>182</b>	<b>10.1</b>
<b>TOTAL</b>		<b>55-24</b>	<b>1241/22.6</b>	<b>147-314</b>	<b>.468</b>	<b>34-107</b>	<b>.318</b>	<b>41-52</b>	<b>.788</b>	<b>20</b>	<b>115</b>	<b>135</b>	<b>2.5</b>	<b>65-0</b>	<b>173</b>	<b>108</b>	<b>4</b>	<b>46</b>	<b>369</b>	<b>6.7</b>



#21  
CIERA TOOMEY

R-SO • FORWARD • 6-4  
DUNMORE, PA.  
DUNMORE HIGH SCHOOL  
Major: Exercise and Sport Science

Good to know ...

- Appeared in 32 games as a redshirt-freshman, making one start.
- Scored a career-high 19 points against UNCG.
- 2024-25 All-ACC Academic Team.
- Redshirted her freshman season while rehabbing from an injury sustained in high school.
- Led Dunmore High School to its first state championship in 2023.
- Named Miss Pennsylvania Basketball as a senior.
- Three-time all-state honoree and 3A player of the Year in 2023.
- Mother Carire, played basketball at Franklin & Marshall and then overseas. Also coached Ciera in high school.

2025-26 SEASON HIGHS	CAREER HIGHS
Points 19, vs. UNCG (11/23/25)	19, vs. UNCG (11/23/25)
Rebounds 12, vs. Elon (11/6/25)	12, vs. Elon (11/6/25)
FG 9, vs. UNCG (11/23/25)	9, vs. UNCG (11/23/25)
FGA 12, vs. UNCG (11/23/25)	12, vs. UNCG (11/23/25)
3FG 3, vs. UCLA (11/13/25)	3, 2x, last vs. UCLA (11/13/25)
3FGA 6, vs. UCLA (11/13/25)	7, vs. Kentucky (12/5/24)
FT 5, vs. Fairfield (11/15/25)	5, vs. Fairfield (11/15/25)
FTA 5, vs. Fairfield (11/15/25)	5, vs. Fairfield (11/15/25)
Assists 4, vs. UNCG (11/23/25)	4, vs. UNCG (11/23/25)
Steals 3, vs. UNCG (11/23/25)	3, 2x, last vs. UNCG (11/23/25)
Blocks 5, vs. BU (12/7/25)	5, vs. BU (12/7/25)

SEASON SUPERLATIVES

Double-Figure Points: 12x, last vs. Stanford (1/4/26)  
Double-Figure Rebounds: 2x, last vs. Elon (11/6/25)  
Double-Doubles: 1x, last vs. NC Central (11/3/25)  
5+ Rebounds: 16x, last vs. Stanford (1/4/26)  
5+ Assists: --  
Led Team in Points: 1x, last vs. UNCG (11/23/25)  
Led Team in Rebounds: 7x, last vs. Stanford (1/4/26)  
Led Team in Assists: 1x, last vs. Stanford (1/4/26)

TOOMEY GAME-BY-GAME

Opponent	Date	GS	MIN	Total		3-Pointers		Free throws		Rebounds				PF	A	TO	BLK	STL	PTS	AVG	
				FG-FGA	PCT	3FG-3FGA	PCT	FT-FTA	PCT	OFF	DEF	TOT	AVG								
N.C. Central	11/03/2025	*	25:20	5-6	.833	1-1	1.000	2-2	1.000	5	6	11	11.0	2	2	2	4	1	13	13.0	
Elon	11/06/2025	*	27:06	3-7	.429	0-2	.000	2-2	1.000	5	7	12	11.5	2	1	3	2	1	8	10.5	
vs UCLA	11/13/2025	*	33:34	4-8	.500	3-6	.500	0-0	.000	2	4	6	9.7	1	2	0	1	0	11	10.7	
vs Fairfield	11/15/2025	*	17:07	3-4	.750	1-2	.500	5-6	.833	4	1	5	8.5	2	1	2	0	0	12	11.0	
at N.C. A&T	11/20/2025	*	26:05	6-10	.600	0-3	.000	0-1	.000	1	3	4	7.6	4	1	2	0	2	12	11.2	
UNC Greensboro	11/23/2025	*	22:03	9-12	.750	0-1	.000	1-1	1.000	2	5	7	7.5	1	4	0	0	3	19	12.5	
vs South Dakota St.	11/27/2025	*	19:36	3-6	.500	0-2	.000	1-2	.500	2	3	5	7.1	1	1	2	1	0	7	11.7	
vs Kansas St.	11/28/2025	*	18:44	2-3	.667	0-1	.000	2-2	1.000	0	7	7	7.1	3	3	4	0	0	6	11.0	
vs Columbia	11/29/2025	*	25:28	8-9	.889	0-0	.000	2-5	.400	2	3	5	6.9	3	0	1	0	1	18	11.8	
at Texas	12/04/2025	*	37:39	4-7	.571	0-2	.000	2-2	1.000	5	3	8	7.0	3	0	1	3	1	10	11.6	
Boston U.	12/07/2025	*	19:21	3-8	.375	1-3	.333	0-0	.000	4	3	7	7.0	1	2	0	5	1	7	11.2	
Louisville	12/14/2025	*	31:03	5-9	.556	2-3	.667	0-0	.000	3	5	8	7.1	2	1	1	1	0	12	11.3	
UNCW	12/17/2025	*	20:36	7-10	.700	1-2	.500	0-1	.000	5	3	8	7.2	2	1	1	4	1	15	11.5	
Charleston So.	12/21/2025	*	17:54	3-6	.500	0-1	.000	3-4	.750	2	3	5	7.0	3	2	2	0	0	9	11.4	
at Boston College	12/29/2025	*	21:32	5-9	.556	0-2	.000	1-2	.500	2	6	8	7.1	2	3	0	2	0	11	11.3	
California	01/01/2026	*	24:32	5-7	.714	1-1	1.000	2-3	.667	2	7	9	7.2	3	2	2	3	1	13	11.4	
Stanford	01/04/2026	*	39:43	7-11	.636	0-3	.000	2-4	.500	0	5	5	7.1	4	3	3	1	0	16	11.7	
at Notre Dame	01/11/2026	*	12:14	0-5	.000	0-0	.000	0-0	.000	2	0	2	6.8	1	0	0	0	0	0	11.1	
Totals			18	439:36	82-137	.599	10-35	.286	25-37	.676	48	74	122	6.8	40	29	26	27	12	199	11.1

Player Averages

Games Played	Minutes/game	Points/game	FG Pct	3FG Pct	FT Pct	Rebounds/game	Assists/game	Turnovers/game	Assist/Turnover ratio	Steals/game	Blocks/game
18	24.4	11.1	59.9	28.6	67.6	6.8	1.6	1.4	1.1	0.7	1.5

TOOMEY CAREER STATISTICS

				Field Goals		3-Point		F-Throws		Rebounds									Scoring	
SEASON	TEAM	GP-GS	MIN/AVG	FG-FGA	FG%	3FG-3FGA	3FG%	FT-FTA	FT%	OFF	DEF	TOT	AVG	PF-FO	A	TO	BLK	STL	PTS	AVG
2024-25	UNC	32-1	331/10.3	41-103	.398	16-51	.314	3-12	.250	23	46	69	2.2	27-0	14	13	13	8	101	3.2
2025-26	UNC	18-18	440/24.4	82-137	.599	10-35	.286	25-37	.676	48	74	122	6.8	40-0	29	26	27	12	199	11.1
TOTAL		50-19	770/15.4	123-240	.513	26-86	.302	28-49	.571	71	120	191	3.8	67-0	43	39	40	20	300	6.0



## MEET THE TAR HEELS



# #24

## INDYA NIVAR

IN-dee-uh (like India) nuh-VAR

**SR • GUARD • 5-10**

**APEX, N.C.**

**STANFORD**

**APEX FRIENDSHIP HIGH SCHOOL**

**Major:** Exercise and Sport Science

**Minors:** Applied Sciences and Engineering

### Good to know ...

- Posted the second triple double in UNC history, with 13 points, 12 rebounds and 10 steals against South Dakota State.
- Snagged 68 steals to lead UNC as a junior, the most in a single-season in the Banghart era.
- Transferred to UNC following her freshman season at Stanford.
- Gatorade Player of the Year and Ms. Basketball honors in 2022 out of Apex Friendship High School.
- 2022 McDonalds and Jordan Brand Classic All-American.

### 2025-26 SEASON HIGHS ..... CAREER HIGHS

**Points** 17, at Texas (12/4/25).....17, 2x, last at Texas (12/4/25)  
**Rebounds** 12, vs. SDSU (11/27/25) .....12, vs. SDSU (11/27/25)  
**FG** 6, 4x, last vs. BU (12/7/25).....7, 4x, last at Boston College, 2/29/24  
**FGA** 14, vs. Cal (1/1/26).....16, at Boston College, 2/29/24  
**3FG** 3, vs. Charleston So. (12/21/25).....3, 2x, last vs. Charleston So. (12/21/25)  
**3FGA** 5, vs. UCLA (11/13/25) .....6, at Boston College, 2/29/24  
**FT** 6, at Texas (12/4/25).....6, at Texas (12/4/25)  
**FTA** 8, at Texas (12/4/25).....8, 3x, last at Texas (12/4/25)  
**Assists** 7, vs. Kansas State (11/28/25).....7, vs. Kansas State (11/28/25)  
**Steals** 10, vs. SDSU (11/27/25).....10, vs. SDSU (11/27/25)  
**Blocks** 3, at Notre Dame (1/11/26).....3, at Notre Dame (1/11/26)

### SEASON SUPERLATIVES

**Double-Figure Points:** 15x, last vs. Cal (1/1/26)  
**Double-Figure Rebounds:** 2x, last vs. SDSU (11/27/25)  
**Double-Doubles:** 1x, at N.C. A&T (11/20/25)  
**5+ Rebounds:** 8x, last at Notre Dame (1/11/26)  
**5+ Assists:** 4x, last vs. Charleston So. (12/21/25)  
**Led Team in Points:** 5x, last vs. Cal (1/1/26)  
**Led Team in Rebounds:** 4x, last vs. UNCW (12/17/25)  
**Led Team in Assists:** 12x, last vs. Stanford (1/4/26)

## NIVAR GAME-BY-GAME

Opponent	Date	GS	MIN	Total		3-Pointers		Free throws		Rebounds				PF	A	TO	BLK	STL	PTS	AVG
				FG-FGA	PCT	3FG-3FGA	PCT	FT-FTA	PCT	OFF	DEF	TOT	AVG							
N.C. Central	11/03/2025	*	21:26	6-11	.545	0-1	.000	1-2	.500	0	4	4	4.0	3	2	4	0	4	13	13.0
Elon	11/06/2025	*	26:14	6-13	.462	0-4	.000	1-2	.500	3	4	7	5.5	1	3	3	0	6	13	13.0
vs UCLA	11/13/2025	*	33:17	4-13	.308	2-5	.400	1-2	.500	1	1	2	4.3	4	4	1	1	1	11	12.3
vs Fairfield	11/15/2025	*	18:26	4-8	.500	0-2	.000	2-5	.400	2	2	4	4.3	3	2	2	0	4	10	11.8
at N.C. A&T	11/20/2025	*	24:03	5-7	.714	1-1	1.000	3-4	.750	1	9	10	5.4	3	3	4	2	2	14	12.2
UNC Greensboro	11/23/2025	*	24:00	5-12	.417	0-3	.000	0-0	.000	2	3	5	5.3	1	2	4	2	3	10	11.8
vs South Dakota St.	11/27/2025	*	31:16	6-11	.545	1-3	.333	0-2	.000	4	8	12	6.3	4	5	1	2	10	13	12.0
vs Kansas St.	11/28/2025	*	32:54	5-7	.714	2-2	1.000	2-2	1.000	0	2	2	5.8	3	7	1	0	4	14	12.3
vs Columbia	11/29/2025	*	29:17	4-10	.400	1-2	.500	2-4	.500	0	6	6	5.8	5	6	0	0	6	11	12.1
at Texas	12/04/2025	*	33:44	5-9	.556	1-2	.500	6-8	.750	0	4	4	5.6	4	3	2	1	2	17	12.6
Boston U.	12/07/2025	*	26:13	6-11	.545	1-4	.250	0-0	.000	2	5	7	5.7	3	4	1	1	1	13	12.6
Louisville	12/14/2025	*	33:33	3-10	.300	1-2	.500	3-6	.500	0	4	4	5.6	3	2	7	0	1	10	12.4
UNCW	12/17/2025	*	20:29	4-7	.571	1-2	.500	1-4	.250	3	6	9	5.8	1	3	0	1	2	10	12.2
Charleston So.	12/21/2025	*	29:39	5-8	.625	3-3	1.000	1-2	.500	1	3	4	5.7	4	6	1	0	1	14	12.4
at Boston College	12/29/2025	*	17:37	2-5	.400	0-1	.000	0-0	.000	0	2	2	5.5	3	1	0	0	1	4	11.8
California	01/01/2026	*	35:08	7-14	.500	0-1	.000	2-2	1.000	1	2	3	5.3	2	6	3	0	4	16	12.1
Stanford	01/04/2026	*	36:35	2-7	.286	0-2	.000	1-4	.250	0	2	2	5.1	4	3	4	0	4	5	11.6
at Notre Dame	01/11/2026	*	26:06	1-7	.143	0-2	.000	2-2	1.000	0	5	5	5.1	5	1	6	3	3	4	11.2
<b>Totals</b>			<b>18 499:57</b>	<b>80-170</b>	<b>.471</b>	<b>14-42</b>	<b>.333</b>	<b>28-51</b>	<b>.549</b>	<b>20</b>	<b>72</b>	<b>92</b>	<b>5.1</b>	<b>56</b>	<b>63</b>	<b>44</b>	<b>13</b>	<b>59</b>	<b>202</b>	<b>11.2</b>

### Player Averages

Games Played	Minutes/ game	Points/ game	FG Pct	3FG Pct	FT Pct	Rebounds/ game	Assists/ game	Turnovers/ game	Assist/Turnover ratio	Steals/ game	Blocks/ game
18	27.8	11.2	47.1	33.3	54.9	5.1	3.5	2.4	1.4	3.3	0.7

## NIVAR CAREER STATS

				Field Goals		3-Point		F-Throws		Rebounds								Scoring		
SEASON	TEAM	GP-GS	MIN/AVG	FG-FGA	FG%	3FG-3FGA	3FG%	FT-FTA	FT%	OFF	DEF	TOT	AVG	PF-FO	A	TO	BLK	STL	PTS	AVG
2022-23	Stan	35-1	438/12.5	40-101	.396	10-42	.238	21-32	.656	17	52	69	2.0	45-0	35	35	5	19	111	3.2
2023-24	UNC	33-6	703/21.3	82-221	.371	17-71	.239	29-58	.500	43	98	141	4.3	77-2	46	55	16	44	210	6.4
2024-25	UNC	34-34	816/24.0	114-310	.368	17-79	.215	38-68	.559	42	112	154	4.5	92-4	68	78	14	68	283	8.3
2025-26	UNC	18-18	500/27.8	80-170	.471	14-42	.333	28-51	.549	20	72	92	5.1	56-2	63	44	13	59	202	11.2
TOTAL FOR UNC		85-58	2019/23.8	276-701	.394	48-192	.250	95-177	.537	105	282	387	4.6	225-8	177	177	43	171	695	8.2
TOTAL		120-59	2458/20.5	316-802	.394	58-234	.248	116-209	.555	122	334	456	3.8	270-8	212	212	48	190	806	6.7



## MEET THE TAR HEELS



# #26 TAISSA QUEIROZ

TIE-ee-SUH CUE-air-ROZ

FR • GUARD • 6-1

BELO HORIZONTE, BRAZIL

CARDINAL NEWMAN

Major: Exercise and Sport Science

### Good to know ...

- Graduated last December to enroll early at UNC, practicing with the Tar Heels throughout the spring.
- Ranked as a four-star prospect by ESPN.
- Named the San Francisco Chronicle Co-North Bay Player of the Year in 2024 and was named a Top-Five player on the West Coast by Preps - Bay Area.
- Boasts international experience with her home country of Brazil, appearing with its national team in WNBA exhibitions against the Chicago Sky and Indiana Fever this past May.
- Assisted her home country to a first-place finish at the 2022 U18 South America Cup in Argentina.

### 2025-26 SEASON HIGHS ..... CAREER HIGHS

**Points** 6, 2x, last vs. Cal (1/1/26) ..... 6, 2x, last vs. Cal (1/1/26)  
**Rebounds** 6, 2x, last vs. Charleston So. (12/21/25) ..... 6, 2x, last vs. Charleston So. (12/21/25)  
**FG** 3, 2x, last vs. Cal (1/1/26) ..... 3, 2x, last vs. Cal (1/1/26)  
**FGA** 5, 2x, last vs. Cal (1/1/26) ..... 5, 2x, last vs. Cal (1/1/26)  
**3FG** .....  
**3FGA** 1, 2x, last vs. Cal (1/1/26) ..... 1, 2x, last vs. Cal (1/1/26)  
**FT** 2, at Notre Dame (1/11/26) ..... 2, at Notre Dame (1/11/26)  
**FTA** 2, 3x, last at Notre Dame (1/11/26) ..... 2, 3x, last at Notre Dame (1/11/26)  
**Assists** 4, vs. Charleston So. (12/21/25) ..... 4, vs. Charleston So. (12/21/25)  
**Steals** 2, vs. NC Central (11/3/25) ..... 2, vs. NC Central (11/3/25)  
**Blocks** .....

### SEASON SUPERLATIVES

**Double-Figure Points:** --  
**Double-Figure Rebounds:** --  
**Double-Doubles:** --  
**5+ Rebounds:** 2x, last vs. Charleston So. (12/21/25)  
**5+ Assists:** --  
**Led Team in Points:** --  
**Led Team in Rebounds:** --  
**Led Team in Assists:** 1x, vs. UNCW (12/17/25)

## QUEIROZ GAME-BY-GAME

Opponent	Date	GS	MIN	Total		3-Pointers		Free throws		Rebounds				PF	A	TO	BLK	STL	PTS	AVG
				FG-FGA	PCT	3FG-3FGA	PCT	FT-FTA	PCT	OFF	DEF	TOT	AVG							
N.C. Central	11/03/2025		15:36	1-1	1.000	0-0	.000	0-0	.000	0	6	6	6.0	1	0	3	0	2	2	2.0
Elon	11/06/2025		11:10	2-3	.667	0-0	.000	0-0	.000	0	1	1	3.5	0	0	0	0	0	4	3.0
Boston U.	12/07/2025		05:17	0-1	.000	0-0	.000	0-0	.000	0	0	0	2.3	1	0	1	0	0	0	2.0
UNCW	12/17/2025		14:30	3-5	.600	0-1	.000	0-2	.000	2	1	3	2.5	1	3	0	0	1	6	3.0
Charleston So.	12/21/2025		17:60	1-4	.250	0-0	.000	1-2	.500	3	3	6	3.2	2	4	2	0	1	3	3.0
at Boston College	12/29/2025		09:41	0-1	.000	0-1	.000	0-0	.000	0	1	1	2.8	1	1	0	0	1	0	2.5
California	01/01/2026		10:34	3-5	.600	0-1	.000	0-0	.000	0	2	2	2.7	3	0	0	0	0	6	3.0
at Notre Dame	01/11/2026		06:53	1-2	.500	0-0	.000	2-2	1.000	0	2	2	2.6	1	0	1	0	0	4	3.1
<b>Totals</b>		<b>0</b>	<b>91:41</b>	<b>11-22</b>	<b>.500</b>	<b>0-3</b>	<b>.000</b>	<b>3-6</b>	<b>.500</b>	<b>5</b>	<b>16</b>	<b>21</b>	<b>2.6</b>	<b>10</b>	<b>8</b>	<b>7</b>	<b>0</b>	<b>5</b>	<b>25</b>	<b>3.1</b>

### Player Averages

Games Played	Minutes/game	Points/game	FG Pct	3FG Pct	FT Pct	Rebounds/game	Assists/game	Turnovers/game	Assist/Turnover ratio	Steals/game	Blocks/game
8	11.5	3.1	50.0	0.0	50.0	2.6	1.0	0.9	1.1	0.6	0.0

## QUEIROZ CAREER STATS

				Field Goals		3-Point		F-Throws		Rebounds				Scoring						
SEASON	TEAM	GP-GS	MIN/AVG	FG-FGA	FG%	3FG-3FGA	3FG%	FT-FTA	FT%	OFF	DEF	TOT	AVG	PF-FO	A	TO	BLK	STL	PTS	AVG
2025-26	UNC	8-0	92/11.5	11-22	.500	0-3	.000	3-6	.500	5	16	21	2.6	10-0	8	7	0	5	25	3.1
<b>TOTAL</b>		<b>8-0</b>	<b>92/11.5</b>	<b>11-22</b>	<b>.500</b>	<b>0-3</b>	<b>.000</b>	<b>3-6</b>	<b>.500</b>	<b>5</b>	<b>16</b>	<b>21</b>	<b>2.6</b>	<b>10-0</b>	<b>8</b>	<b>7</b>	<b>0</b>	<b>5</b>	<b>25</b>	<b>3.1</b>

MEET THE TAR HEELS



**#34**  
**BLANCA THOMAS**  
**S0 • Center • 6-5**  
**CHARLOTTE, N.C.**  
**CHARLOTTE CATHOLIC HIGH SCHOOL**  
**Major:** Media and Journalism  
Advertising and Public Relations Track

Good to know ...

- Appeared in 33 games as a freshman, making five starts.
- Grabbed a 115 rebounds in her debut campaign, the most by a freshman in a season since Alyssa Ustby (2020-21).
- 10 games last season with five or more rebounds.
- 2024-25 All-ACC Academic Team
- Led Charlotte Catholic to back-to-back final four appearances in the state tournament as a sophomore and junior.
- First Team all-state selection as a junior.
- Named as the 2023 Defensive Player of the Year by the Charlotte Observer.

**2025-26 SEASON HIGHS ..... CAREER HIGHS**  
**Points** 8, vs. UNCW (12/17/25) ..... 8, 2x, last vs. UNCW (12/17/25)  
**Rebounds** 5, vs. UNCW (12/17/25) ..... 10, vs. UNCW (11/7/24)  
**FG** 4, vs. UNCW (12/17/25) ..... 4, 2x, last vs. UNCW (12/17/25)  
**FGA** 7, vs. UNCW (12/17/25) ..... 7, vs. UNCW (12/17/25)  
**3FG** 1, vs. UCLA (11/13/25) ..... 1, vs. UCLA (11/13/25)  
**3FGA** 1, vs. UCLA (11/13/25) ..... 1, vs. UCLA (11/13/25)  
**FT** ..... 4, vs. UNCG (12/11/24)  
**FTA** ..... 6, vs. UNCW (11/7/24)  
**Assists** 2, at Boston College (12/29/25) ..... 3, vs. NC Central (11/29/24)  
**Steals** 1, vs. Boston University (12/7/25) ..... 3, vs. NC Central (11/29/24)  
**Blocks** 2, 2x, last vs. Charleston So. (12/21/25) ..... 4, vs. N.C. Central, 11/29/24)

SEASON SUPERLATIVES

**Double-Figure Points:** --  
**Double-Figure Rebounds:** --  
**Double-Doubles:** --  
**5+ Rebounds:** 1x, vs. UNCW (12/17/25)  
**5+ Assists:** --  
**Led Team in Points:** --  
**Led Team in Rebounds:** --  
**Led Team in Assists:** --

THOMAS GAME-BY-GAME

Opponent	Date	GS	MIN	Total		3-Pointers		Free throws		Rebounds				PF	A	TO	BLK	STL	PTS	AVG
				FG-FGA	PCT	3FG-3FGA	PCT	FT-FTA	PCT	OFF	DEF	TOT	AVG							
vs UCLA	11/13/2025		09:15	1-2	.500	1-1	1.000	0-0	.000	1	0	1	1.0	0	0	0	0	0	3	3.0
at Texas	12/04/2025		02:21	0-0	.000	0-0	.000	0-0	.000	0	0	0	0.5	1	0	1	0	0	0	1.5
Boston U.	12/07/2025		09:39	0-0	.000	0-0	.000	0-0	.000	0	0	0	0.3	1	1	0	0	1	0	1.0
UNCW	12/17/2025		16:59	4-7	.571	0-0	.000	0-0	.000	2	3	5	1.5	1	1	1	2	0	8	2.8
Charleston So.	12/21/2025		11:52	2-3	.667	0-0	.000	0-0	.000	1	1	2	1.6	1	0	2	2	0	4	3.0
at Boston College	12/29/2025		09:42	2-2	1.000	0-0	.000	0-0	.000	0	4	4	2.0	0	2	0	0	0	4	3.2
California	01/01/2026		03:35	1-1	1.000	0-0	.000	0-1	.000	0	0	0	1.7	1	0	1	0	0	2	3.0
Stanford	01/04/2026		03:02	0-1	.000	0-0	.000	0-0	.000	0	1	1	1.6	0	0	1	0	0	0	2.6
at Notre Dame	01/11/2026		04:12	0-0	.000	0-0	.000	0-0	.000	0	0	0	1.4	1	0	1	0	0	0	2.3
Totals			0 70:37	10-16	.625	1-1	1.000	0-1	.000	4	9	13	1.4	6	4	7	4	1	21	2.3

Player Averages

Games Played	Minutes/ game	Points/ game	FG Pct	3FG Pct	FT Pct	Rebounds/ game	Assists/ game	Turnovers/ game	Assist/Turnover ratio	Steals/ game	Blocks/ game
9	7.8	2.3	62.5	100.0	0.0	1.4	0.4	0.8	0.6	0.1	0.4

THOMAS CAREER STATISTICS

				Field Goals		3-Point		F-Throws		Rebounds				Scoring						
SEASON	TEAM	GP-GS	MIN/AVG	FG-FGA	FG%	3FG-3FGA	3FG%	FT-FTA	FT%	OFF	DEF	TOT	AVG	PF-FO	A	TO	BLK	STL	PTS	AVG
2024-25	UNC	33-5	361/11.0	28-77	.364	0-1	.000	23-39	.590	48	67	115	3.5	35-0	11	20	25	8	79	2.4
2025-26	UNC	9-0	71/7.8	10-16	.625	1-1	1.000	0-1	.000	4	9	13	1.4	6-0	4	7	4	1	21	2.3
TOTAL		42-5	432/10.3	38-93	.409	1-2	.500	23-40	.575	52	76	128	3.0	41-0	15	27	29	9	100	2.4



# 2025-26 NORTH CAROLINA WOMEN'S BASKETBALL RADIO-TV ROSTER



**0 LANIE GRANT**  
So. • G • 5-9



**1 JORDAN ZUBICH**  
So. • G • 5-11




**2 NYLA HARRIS**  
Sr. • F • 6-2




**3 TALIYAH HENDERSON**  
Fr. • G • 6-1



**4 LAILA HULL**  
R-So. • G • 6-1



**5 LIZA ASTAKHOVA**  
Fr. • F • 6-2



**7 NYLA BROOKS**  
Fr. • G • 6-1



**10 RENIYA KELLY**  
Jr. • G • 5-7



**15 SYDNEY BARKER**  
Jr. • G • 5-7



**17 ELINA AARNISALO**  
So. • G • 5-10



**21 CIERA TOOMEY**  
R-So. • F • 6-4



**24 INDYA NIVAR**  
Sr. • G • 5-10



**26 TAISSA QUEIROZ**  
Fr. • G • 6-1



**34 BLANCA THOMAS**  
So. • C • 6-5



**52 NOELLE BOFIA**  
Fr. • F • 6-4



**COURTNEY BANGHART**  
Head Coach



**JOANNE ALUKA-WHITE**  
Associate Head Coach



**CORY McNEILL**  
Assistant Coach



**KATHERINE BIXBY**  
Assistant Coach



**DANIEL METZELFELD**  
Assistant Coach



**LEXI WEGER**  
Assistant Coach



**KAYLA McPHERSON**  
Student Assistant